



Saturday, Nov. 23, 2024 • 3 p.m. • ESPN+/SEC Network+ • Donald W. Reynolds Razorback Stadium (76,000) • Fayetteville, Ark.

ESPN+/SEC NETWORK+

Matt Schumacker (play-by-play)
Dustin Fox (analyst)

RAZORBACK/LEARFIELD RADIO NETWORK

Chuck Barrett (play-by-play)
Quinn Grovey (analyst)
Geno Bell (reporter)

SIRIUS XM RADIO

Channel 108 or 202
App 965

COACHING STAFF

ON THE FIELD

(Year at Arkansas)
Sam Pittman - Head Coach (5th)
Scott Fountain - Assistant HC/Special Teams (5th)
Bobby Petrino - Offensive Coordinator/QBs (1st)
Travis Williams - Defensive Coordinator (2nd)
Marcus Woodson - Co-Defensive Coordinator (2nd)
Deke Adams - Defensive Line (3rd)
Ronnie Fouch - Wide Receivers (1st)
Eric Mateos - Offensive Line (1st)
Kolby Smith - Running Backs (1st)
Deron Wilson - Secondary (2nd)

IN THE BOOTH

Morgan Turner - Tight Ends (2nd)

FOUR DOWNS

6



Arkansas is one of only two teams (also South Carolina) in the country that has faced six opponents ranked in the AP Top 25 at the time of game: #3 Texas, #4 Tennessee, #8 LSU, #16 Oklahoma State, #19 Ole Miss, #24 Texas A&M.

26



Led by RB Ja'Quinden Jackson's team-high 11 rushing touchdowns and QB Taylen Green's five rushing touchdowns, Arkansas ranks third in the SEC and 14th nationally in rushing scores (26).

69



WR Andrew Armstrong, who has a team-leading 931 receiving yards, needs just 69 more receiving yards to record the fifth 1,000-yard receiving season by an Arkansas pass catcher in school history.

458.3



Through 10 games, Arkansas ranks second in the SEC and 11th nationally in total offense. The Hogs are averaging 458.3 yards of total offense per game, including 180.3 rushing yards per game.



LOUISIANA TECH VS. ARKANSAS



LOUISIANA TECH BULLDOGS (4-6, 3-4 CUSA)

AP/Coaches: NR/NR
Head Coach: Sonny Cumbie (Texas Tech, '05)
Career Record: 12-27 (4th season)
Record at Louisiana Tech: 10-24 (3rd season)

ARKANSAS RAZORBACKS (5-5, 3-4 SEC)

AP/Coaches: NR/NR
Head Coach: Sam Pittman (Pittsburg State, '86)
Career Record: 28-30 (5th season)
Record at Arkansas: Same

THE RUNDOWN

Arkansas, one win away from clinching bowl eligibility for the fourth time in five seasons under head coach Sam Pittman, takes a break from SEC play to host Conference USA foe Louisiana Tech in the home finale and final non-conference game of the regular season. Kickoff between the Hogs and Bulldogs is 3 p.m. Saturday, Nov. 23, at Donald W. Reynolds Razorback Stadium on ESPN+/SEC Network+.

Under head coach Sam Pittman, Arkansas is 14-3 overall against non-conferences opponents, including an 8-2 mark against non-conferences opponents inside the friendly confines of Donald W. Reynolds Razorback Stadium.

QB Taylen Green has completed 178-of-288 (61.8%) passes for 2,363 yards and 11 touchdowns through 10 games this season. A dual-threat quarterback, Green has rushed for 407 yards and five scores on 121 carries (3.4 ypc) to help power Arkansas' dynamic offense, which ranks second in the SEC and 11th nationally in total yards per game (458.3).

RB Ja'Quinden Jackson, the Razorbacks' leading rusher, returned against Texas (Nov. 16) and ran for 56 yards and a touchdown on 11 carries (5.1 ypc) after missing the previous two games due to injury. In eight games this year, Jackson has recorded a team-leading three 100-yard rushing games and three multi-rushing touchdowns performances. The Utah transfer, who has rushed for a touchdown in seven of his eight games played, ranks third in the SEC in both rushing yards per carry (5.6) and rushing touchdowns (11).

WR Andrew Armstrong has solidified himself as QB Taylen Green's go-to target and as one of the nation's top wideouts, leading Arkansas in both receptions (61) and receiving yards (931) despite missing the season opener. Through his nine games played, Armstrong ranks first in the SEC in both receiving yards per game (103.4) and receptions per game (6.8). One of only five FBS pass catchers averaging 100-plus yards receiving per game this season, Armstrong enters Saturday's contest with a catch in 37 consecutive games and multiple receptions in 32 straight games since his 2021 season at East Texas A&M.

DL Landon Jackson leads the Razorback defense in sacks (5.5) and ranks second in tackles for (7.5) through 10 games this season. The preseason All-American pass rusher, who led Arkansas in both tackles for loss (13.5) and sacks (6.5) during the 2023 campaign, is vying to become the first Hog to lead the team's defense in tackles for loss and sacks in consecutive seasons since Steven Conley, the program's single-season sack leader (14.0 in 1995), did so in 1994-95.



TAYLEN GREEN

PASSING

178/288 (61.8%)
2,363 YDS
11 TD/8 INT



JA'QUINDEN JACKSON

RUSHING

115 ATT
648 YDS
11 TD



ANDREW ARMSTRONG

RECEIVING

61 REC
931 YDS
1 TD



LONDON JACKSON

TACKLES

38 TOTAL
7.5 TFL
5.5 SACKS



# GAME 11: LA TECH

## THE GAME: ARKANSAS vs. LOUISIANA TECH

### INSIDE THE SERIES

**All-Time Record:** Arkansas leads, 4-0  
**In Fayetteville:** Arkansas leads, 1-0  
**In Ruston:** Arkansas leads, 1-0  
**In Little Rock:** Arkansas leads, 2-0  
**Most points scored by Arkansas:** 38 (1996)  
**Most points scored by Louisiana Tech:** 21 (1996)  
**Largest margin of victory by Arkansas:** 17 (1996)  
**Largest margin of victory by Louisiana Tech:** N/A  
**Longest win streak by Arkansas:** 4 (1901-present)  
**Longest win streak by Louisiana Tech:** N/A

### SERIES HISTORY

Date	UA/Opp Rank	Site	Result
Nov. 23, 1901		Ruston, La.	W, 16-0
Oct. 12, 1996		Little Rock, Ark.	W, 38-21
Sept. 27, 1997		Little Rock, Ark.	W, 17-13
Sept. 3, 2016		Fayetteville, Ark.	W, 21-20

### 100-YARD RUSHING GAMES (2)

Player	Date	Rushes	Yards	TDs
Oscar Malone	10/12/96	16	109	1
Chrys Chukwuma	10/12/96	12	103	1

### 300-YARD PASSING GAMES (0)

Player	Date	C-A	Yards	TDs

### 100-YARD RECEIVING GAMES (2)

Player	Date	Rec.	Yards	TDs
Anthony Eubanks	9/27/97	5	100	1
Anthony Eubanks	10/12/96	8	138	1

### TOTALS

**100-Yard Rushing Games (Players):** 2 (2)  
**300-Yard Passing Games (Players):** N/A  
**100-Yard Receiving Games (Players):** 2 (1)

## STATISTICAL BREAKDOWN: ARKANSAS vs. LA TECH

Arkansas	Rank: SEC (FBS)	Category	LA Tech	Rank: CUSA (FBS)
30.7	6 (45)	Scoring Offense	21.9	6 (109)
25.7	14 (75)	Scoring Defense	21.1	2 (35)
458.3	2 (11)	Total Offense	344.4	5 (104)
380.2	14 (80)	Total Defense	302.3	1 (12)
180.3	4 (45)	Rushing Offense	112.2	7 (115)
123.0	9 (38)	Rushing Defense	115.0	1 (29)
278.0	5 (20)	Passing Offense	232.2	3 (61)
257.2	16 (116)	Passing Defense	187.3	3 (26)
18.17	13 (100)	Kickoff Return Avg.	24.5	2 (15)
7.83	10 (70)	Punt Return Avg.	12.4	2 (21)
30:51	6 (47)	Time of Possession	31:55	2 (21)
.473	2 (15)	3rd Down Conv. Pct.	.417	3 (57)
.370	11 (59)	3rd Down Conv. Pct. Defense	.360	2 (47)
43.1	5 (8)	Net Punting	36.2	6 (118)
-0.50	15 (101)	Turnover Margin	-0.60	7 (111)
4	12 (84)	Fumbles Recovered	9	1 (10)
9	13 (117)	Fumbles Lost	12	9 (131)
8	7 (64)	Passes Intercepted	4	8 (117)
12	12 (85)	Turnovers Gained	13	5 (68)
143.3	7 (38)	Turnovers Lost	19	8 (118)
145.1	15 (115)	Passing Efficiency	137.1	5 (58)
6.5	7 (86)	Pass Efficiency Defense	1119.4	3 (37)
58.2	10 (90)	Fewest Penalties Per Game	5.4	5 (39)
2.1	13 (57)	Fewest Yards Penalized Per Game	52.8	6 (64)
3.1	13 (117)	Sacks	1.8	5 (78)
4.9	15 (95)	Sacks Allowed	3.3	9 (122)
6.7	13 (109)	Tackles for Loss	5.8	3 (64)
245	2 (10)	Tackles for Loss Allowed	6.9	8 (116)
202	14 (78)	First Downs	177	7 (111)
.837	11 (77)	First Downs Allowed	171	1 (16)
.829	11 (63)	Red Zone Offense	.718	7 (126)
		Red Zone Defense	.741	3 (15)

## INDIVIDUAL STATS

ARKANSAS					LOUISIANA TECH						
<b>Rushing</b>	Att.	Yds.	Avg.	TD	<b>Rushing</b>	Att.	Yds.	Avg.	TD		
Ja'Quinden Jackson	115	648	5.6	11	Omiri Wiggins	83	351	4.2	1		
Taylen Green	121	407	3.4	5	Amani Givens	55	239	4.3	1		
Braylen Russell	47	304	6.5	2	Jimmy Holiday	40	171	4.3	4		
Rashod Dubinion	39	217	5.6	2	Marquis Crosby	42	166	4.0	1		
<b>Passing</b>	Comp.	Att.	Yds.	TD/INT	<b>Passing</b>	Comp.	Att.	Yds.	TD/INT		
Taylen Green	178	288	2,363	11/8	Evan Bullock	135	200	1,518	12/2		
Malachi Singleton	21	28	358	1/0	Jack Turner	40	75	471	2/2		
<b>Receiving</b>	Rec.	Yds.	Avg.	TD	<b>Receiving</b>	Rec.	Yds.	Avg.	TD		
Andrew Armstrong	61	931	15.3	1	Tru Edwards	59	760	12.9	6		
Isaiah Sategna	31	431	13.9	1	Jimmy Holiday	26	310	11.9	1		
Luke Hasz	21	278	13.2	4	Eli Finley	20	264	13.2	1		
Isaac TeSlaa	17	341	20.1	1	Jay Wilkerson	12	255	21.3	2		
Tyrone Broden	15	197	13.1	1	Marlion Jackson	14	222	15.9	1		
<b>Punting</b>	No.	Yds.	Avg.	Long	<b>Punting</b>	No.	Yds.	Avg.	Long		
Devin Bale	29	1335	46.0	66	Patrick Rea	50	1,986	39.7	70		
<b>Punt Returns</b>	No.	Yds.	Avg.	TD	Long	<b>Punt Returns</b>	No.	Yds.	Avg.	TD	Long
Isaiah Sategna	6	47	7.8	0	33	Solo Lewis	9	125	13.9	0	30
<b>Kickoff Returns</b>	No.	Yds.	Avg.	TD	Long	<b>Kickoff Returns</b>	No.	Yds.	Avg.	TD	Long
Isaiah Sategna	2	46	23.0	0	30	Demarcus Griffin-Taylor	17	437	25.7	0	58
<b>Scoring</b>	TD	FG	PAT	Total	<b>Scoring</b>	TD	FG	PAT	Points		
Ja'Quinden Jackson	11	-	-	66	Buck Buchanan	-	12-17	23-25	59		
Matthew Shipley	-	7-9	14-14	35	Tru Edwards	6	-	-	36		
<b>Tackles</b>	UT-AT	TT	TFL	Other	<b>Tackles</b>	UT-AT	TT	TFL	Other		
Xavian Sorey	33-47	80	8.0-22	1.0 SK, 1 INT	Kolbe Fields	37-31	68	8.5-47	1.5 SK, 1 INT		
Doneiko Slaughter	36-25	61	3.0-12	1.0 SK, 1 INT	Zach Zimos	19-35	54	3.0-7	0.5 SK, 1 PBU		
Stephen Dix Jr.	19-35	54	2.5-14	2.0 SK, 1 FR	Blake Thompson	26-24	50	2.5-10	1 PBU, 2 FF		
TJ Metcalf	24-23	47	-	3 INT, 5 PBU	Demarcus Griffin-Taylor	27-19	46	1.5-2	5 PBU, 2 FR		





# GAME 11: LA TECH

## IN DEPTH CHART: OFFENSE

WR



**2 Andrew Armstrong ||| 6-4, 202, \*R-Sr.**  
Needs 5 catches to match 2nd in UA history for single season ... Needs 69 yards to become just 5th ARK WR to record 1000 yds in a season ... At least 1 catch in 37 straight games ... 4 100-yd receiving games this season.

	REC	YDS	TD
2024	61	931	1
2023	56	764	5
2022 TAMC	62	1020	13
2021 TAMC	15	297	3
Totals	194	3012	22

**82 Monte Harrison ||| 6-3, 230, Fr.**  
Former professional baseball player, who reached major leagues with Miami and Los Angeles Angels during a 10-year career ... Turned 29-years-old in August ... Former 4-star recruit committed to play FB & BSB at NEB out of HS.

	REC	YDS	TD
2024	2	29	0
Totals	2	29	0

WR



**6 Isaiah Sategna ||| 5-11, 185, R-So.**  
119 yards on 10 catches in last 4 games ... 6 catches vs. TAMU were career best ... Earned Freshman All-SEC honors as a return specialist in 2023 ... 2021-22 Gatorade Arkansas Boys Track & Field Athlete of Year ... Pronounced suh-TANE-ya.

	REC	YDS	TD
2024	31	431	1
2023	15	129	2
2022	2	12	0
Totals	48	572	3

**4 Isaac TeSlaa ||| 6-4, 217, \*Sr.**  
Recorded his first 100-yd game as a Hog with 120 yds on 5 catches vs. TAMU ... Started all 12 games in his first season at Arkansas ... Transfer from D2 Hillsdale College in Michigan ... Named 2022 GMAC Offensive POY ... Pronounced teh-SLAW.

	REC	YDS	TD
2024	34	351	2
2023	68	1325	13
2021 HIL	45	698	6
2020 HIL	5	93	0
Totals	169	2808	22

LT



**55 Fernando Carmona Jr. ||| 6-5, 322, R-Jr.**  
SEC OL of the Week (Wk 1, Wk 6) ... First Hog since 2022 to earn 2 SEC OL of the Week awards ... Transfer from SJSU, started 24 straight games at LT for Spartans ... Former TE and son of a football coach, played only 7 games in high school.

	GP	GS
2024	10	10
2023 SJSU	12	12
2022 SJSU	12	12
Totals	34	34

**76 E'Marion Harris ||| 6-7, 300, R-So.**  
Leads team with 698 offensive snaps played according to PFF ... First start at RT vs. LSU ... First career start at LG vs. UAPB ... Saw action in 6 games during 2023 ... Son of former Razorback Elliott Harris ... Pronounced eh-MAR-e-yon.

	GP	GS
2024	10	10
2023	6	0
2022	2	0
Totals	18	10

LG



**54 Keyshawn Blackstock ||| 6-5, 319, R-Jr.**  
First start LG vs. LSU ... First career start vs. UAPB ... Transfer from Mich. St., played in 4 games before redshirting ... Top-ranked junior college interior OL in the nation by 247Sports coming out of Coffeyville CC, where he played 2 seasons.

	GP	GS
2024	10	7
2023 MSU	4	0
2022 COF	3	0
2021 COF	0	0
Totals	17	7

**75 Patrick Kutas ||| 6-5, 313, Jr.**  
Made season debut at MSU starting at LG, missed first 7 games with back injury ... Started 9 games during 2023, starting at C and RT ... 4-star recruit out of Christian Brothers HS in Memphis, Tenn. playing both OL and DL.

	GP	GS
2024	3	3
2023	9	9
2022	13	0
Totals	25	12

C



**63 Addison Nichols ||| 6-5, 329, R-So.**  
Made his first career start vs. UAPB ... Transfer from Tennessee, where he played in 14 games in two seasons ... Moved to center during spring practice after transferring ... Recruited by Coach Pittman when he was the OL coach at Georgia.

	GP	GS
2024	10	10
2023 UT	12	0
2022 UT	2	0
Totals	24	10

**56 Amaury Wiggins ||| 6-3, 306, R-Jr.**  
Played in 2 games in his first year as a Hog ... Transfer from Coffeyville CC, where he played in four games last year at center ... Earned first-team honors in the Kansas Jayhawk Community College Conference ... Can also play guard.

	GP	GS
2024	3	0
2023	2	0
2022 COF	4	0
Totals	9	0

RG



**72 Joshua Braun ||| 6-6, 338, R-Sr.**  
Earned 2nd team All-SEC from AP after starting all 12 games in his first year at Arkansas ... Transfer from Florida, where he played in 26 games ... Originally committed to play at UGA when Coach Pittman was OL coach ... Married to Azucena.

	GP	GS
2024	10	10
2023 FLA	12	12
2022 FLA	7	7
2020 FLA	11	0
Totals	48	29

**53 Ty'Kieast Crawford ||| 6-5, 324, \*Sr.**  
Played in 9 games with 4 starts during 2023 campaign ... Played 2020 season at Charlotte, playing in 6 games and starting 3 ... Originally committed to Arkansas out of high school.

	GP	GS
2024	7	0
2023	12	2
2021	13	0
2020	6	3
Totals	39	7

RT



**76 E'Marion Harris ||| 6-7, 300, R-So.**  
Leads team with 698 offensive snaps played according to PFF ... First start at RT vs. LSU ... First career start at LG vs. UAPB ... Saw action in 6 games during 2023 ... Son of former Razorback Elliott Harris ... Pronounced eh-MAR-e-yon.

	GP	GS
2024	10	10
2023	6	0
2022	2	0
Totals	18	10

**78 Joe More ||| 6-5, 311, \*R-Sr.**  
Transfer from Syracuse where he played one season after playing four at Richmond as a starting offensive lineman ... Missed majority of his season with the Orange with an injury.

	GP	GS
2024	10	0
2023 SYR	3	0
2022 RICH	12	12
2021 RICH	11	11
Totals	50	33

QB



**10 Taylen Green ||| 6-6, 230, R-Jr.**  
Rushed for 407 yards and 5 TDs this season ... 5 TD passes, 1 rush TD at MSU made him 2nd ARK QB to ever do it ... Transfer from Boise St., started 22 games, played in 26 over 2 seasons ... Led Broncos to MWC title in 2023, starting 12 games.

	C-A-I	YDS	TD
2024	178-288-8	2363	11
2023 BSU	121-212-9	1752	11
2022 BSU	166-271-6	2042	14
Totals	465-772-3	6157	36

**3 Malachi Singleton ||| 6-1, 225, R-Fr.**  
Career-high 207 pass yds, 42 rush yds, first career TD pas vs. OM ... Earned SEC Freshman of the Week after scoring winning TD vs. UT ... 4-star recruit, ranked No. 242 in Top247 rankings out of North Cobb HS in Kennesaw, Ga.

	C-A-I	YDS	TD
2024	21-28-0	358	1
Totals	21-28-0	358	1

RB



**22 Ja'Quinden Jackson ||| 6-2, 233, R-Sr.**  
11 rush TDs most by ARK RB since 2016 ... First ARK RB to rush TD in 6 straight games since 2010 ... Transfer from Utah, played 3 seasons ... 4-star recruit, No. 2 overall recruit in Texas as a dual threat QB at Duncanville HS.

	ATT	YDS	TD
2024	115	648	11
2023 UU	161	797	4
2022 UU	78	531	9
2021 UU	6	30	1
Total	360	2006	25

**7 Rashod Dubinion ||| 5-10, 201, Jr.**  
2 straight starts (19 carries, 79 yds) ... Started twice and played in 10 games during his sophomore season ... Played in all 13 games as a true freshman, earning his first career start in the Liberty Bowl, running for a career-best 112 yards.

	ATT	YDS	TD
2024	39	217	2
2023	82	260	1
2022	71	293	5
Totals	192	770	8

TE



**9 Luke Hasz ||| 6-3, 241, So.**  
At least 2 catches in 4 straight games ... Freshman season cut short by broken collarbone ... Named to The Athletic's Midseason Freshman All-America team ... 4-star prospect and No. 3 TE in the nation according to ESPN.

	REC	YDS	TD
2024	21	278	4
2023	16	253	3
Totals	37	531	7

**81 Andreas Paaske ||| 6-6, 265, Sr.**  
Matched his career total with 2 TD catches at MSU ... Transfer from Eastern Michigan, played in 20 games over 2 seasons ... From Copenhagen, Denmark ... Pronounced: on-DRAY-us POE-ska

	REC	YDS	TD
2024	3	19	2
2023 EMU	4	39	0
2022 EMU	2	206	2
Totals	17	264	4

WR



**5 Tyrone Broden ||| 6-7, 200, \*R-Sr.**  
Started 4 games, played in all 12 during first season at Arkansas ... Transfer from BGSU, played in 32 games (21 starts) over 4 seasons ... Detroit native was a 3-star prospect from W. Bloomfield HS.

	REC	YDS	TD
2024	197	1505	1
2023	15	109	3
2022 BG	32	506	7
2021 BG	36	596	5
2020 BG	6	97	0
2019 BG	0	0	0
Totals	304	1505	16

**11 Jordan Anthony ||| 5-10, 162, R-So.**  
Catches in 3 straight games for first time in career ... Transfer from Texas A&M ... Redshirted at Kentucky in 2022 before earning First-Team All-America honors on the track finishing 2nd in the 60m at SEC and NCAA championships.

	REC	YDS	TD
2024	8	111	1
2023 TAMU	3	14	0
2022 UK	0	0	0
Totals	11	125	1

IN DEPTH CHART: DEFENSE

Table with columns: Year, U-A-T, TFL, SACK. Data for Landon Jackson.

40 Landon Jackson ||| 6-7, 280, Sr.

Sacks in 3 straight games, 6.5 TFLs, 5.5 sacks over last 6 games ... 2nd team preseason AA (Walter Camp), 1st team preseason All-SEC (coaches), 2nd preseason All-SEC (media) ... Transfer from LSU.



DE

Table with columns: Year, U-A-T, TFL, SACK. Data for Quincy Rhodes Jr.

97 Quincy Rhodes Jr. ||| 6-6, 280, So.

Recorded his first career sack vs. TAMU ... Played in 9 games as a true freshman in 2023, mainly on special teams ... 4-star recruit out of North Little Rock HS in North Little Rock, Ark. ... Rated the No. 2 player in Arkansas.



DT

Table with columns: Year, U-A-T, TFL, SACK. Data for Cam Ball.

5 Cam Ball ||| 6-5, 324, R-Jr.

17 tackles, 2 TFLs in last 4 games ... Recovered fumble at MSU ... Notched first sack of season vs. UT ... Started 6 games, played in 11 during 2023 ... Earned first career start in 2022 Liberty Bowl ... Enjoys cooking in his spare time.



DT

Table with columns: Year, U-A-T, TFL, SACK. Data for Keivie Rose.

93 Keivie Rose ||| 6-3, 314, \*R-Sr.

Appeared in all 12 games with 2 starts in his first season at Arkansas ... Played 4 seasons at Louisiana Tech, appearing in 35 games ... Did not participate in spring practices at Arkansas, arriving in the summer ... Pronounced KEE-vee.



DE

Table with columns: Year, U-A-T, TFL, SACK. Data for Eric Gregory.

50 Eric Gregory ||| 6-4, 320, \*R-Sr.

20 tackles, 2 sacks in last 5 games ... Played in 50 straight games ... One of 4 seniors on roster (Clark, J. Johnson, Both) to play their entire career at Arkansas ... Has played both DT and DE in his career.



LB

Table with columns: Year, U-A-T, TFL, SACK. Data for Ian Geffrard.

95 Ian Geffrard ||| 6-5, 388, R-Fr.

Played in 4 games before redshirting in his first season at Arkansas ... 3-star prospect out of Whitefield Academy in Mableton, Ga. ... Pronounced JEFF-rard.




LB

Table with columns: Year, U-A-T, TFL, SACK. Data for Nico Davillier.

0 Nico Davillier ||| 6-4, 271, Jr.

10 tackles over last 4 games ... Played in all 12 games in 2023, earning time on the defensive line and special teams ... 4-star prospect out of Maumelle HS in Maumelle, Ark. ... Pronounced dAVA-YAY.



CB

Table with columns: Year, U-A-T, TFL, SACK. Data for Anton Juncaj.

-OR- 4 Anton Juncaj ||| 6-3, 272, \*Sr.

Missed TEX game with injury ... FCS All-American at Albany in 2023 (15 sacks, 21.5 TFLs) ... Played in 15 games for team that made FCS semifinal in 2023 ... Named Preseason National Newcomer of the year by College Football News.



S

Table with columns: Year, U-A-T, TFL, SACK. Data for Stephen Dix Jr.

14 Stephen Dix Jr. ||| 6-1, 234, R-Sr.

8+ tackles in 3 of last 4 games ... Transfer from Marshall, played 13 games last season with 67 tackles ... Played 2 seasons at Florida State, Freshman All-American in 2020 ... Missed 2021 season with injury.




S

Table with columns: Year, U-A-T, TFL, SACK. Data for Brad Spence.

-OR- 22 Brad Spence ||| 6-2, 238, So.

20 tackles, 2.5 TFLs in last 3 games ... Started first 3 games of season ... Played in 11 games w/ 1 start as true freshman in 2023 ... Returned first career INT for touchdown in 2023 season-opener vs. W. Carolina.



CB

Table with columns: Year, U-A-T, TFL, SACK. Data for Xavian Sorey Jr.

10 Xavian Sorey Jr. ||| 6-3, 225, R-Jr.

4 TFLs in last 2 games ... Team's leading tackler ... Played 3 seasons at UGA, played in 27 games with 2 starts ... 5-star prospect out of IMG Academy ... Ranked No. 1 OLB and No. 6 prospect in Florida, No. 20 overall nationally.



NB

Table with columns: Year, U-A-T, TFL, SACK. Data for Anthony Switzer.

25 Anthony Switzer ||| 6-0, 220, \*R-Sr. -OR- 7 Bradley Shaw ||| 6-1, 235, Fr.

Switzer is a transfer from Utah State, also played at Arkansas State and is a Marion, Ark. native ... Shaw was a 4-star prospect out of Hoover HS where he was the No. 101 player in the Top247 rankings.

Table with columns: Year, U-A-T, TFL, INT. Data for Kee'yon Stewart.

1 Kee'yon Stewart ||| 6-0, 184, \*R-Sr.

Second start of the season vs. TEX ... Started 2 games and played in 10 overall in his first season at Arkansas in 2023 ... Transfer from TCU, where he played 4 seasons.

Table with columns: Year, U-A-T, TFL, INT. Data for Marquise Robinson.

13 Marquise Robinson ||| 6-1, 192, Sr.

Career-best 9 tackles vs. LSU ... Transfer from S. Alabama, played 2 seasons after playing at SW Mississippi CC for 1 season ... Started all 13 games for the Jaguars in 2023 with 22 in 2 years ... Top 10 junior college CB after 2021 season.

Table with columns: Year, U-A-T, TFL, INT. Data for TJ Metcalf.

18 TJ Metcalf ||| 6-1, 200, So.

Leads team with 3 INTs ... SEC Defensive Player of the Week (Wk 4) ... Created three turnovers at AUB (2 INTs, FF) ... Older brother of DB Tevis Metcalf ... Dad, Tarrus, played at Ole Miss ... Cousin of Seattle Seahawks WR DK Metcalf.

Table with columns: Year, U-A-T, TFL, INT. Data for Miguel Mitchell.

-OR- 16 Miguel Mitchell ||| 6-1, 222, Jr.

First start at ARK vs. TEX ... Transfer from Florida, where he played in 24 games with 9 starts including 8 starts in 2023 ... Started 1 game in 2022 as a true freshman, playing in all 13 games.

Table with columns: Year, U-A-T, TFL, INT. Data for Jayden Johnson.

8 Jayden Johnson ||| 6-2, 205, Sr.

24 straight starts ... Intercepted a pass at AUB ... Team-high 10 tackles vs. UAB ... Career-best 62 tackles in 2023 ... Three-star prospect out of Cedartown, Ga. ... Played QB, WR, RB, CB and safety in high school.

Table with columns: Year, U-A-T, TFL, INT. Data for Larry Worth.

-OR- 30 Larry Worth ||| 6-4, 224, Jr.

23 tackles over last 3 games ... Season-best 9 stops vs. OM ... Transfer from Jacksonville State, played in 22 games ... Played in 12 games in 2023, finishing with 63 tackles ... 41-inch vertical ... Began career as a walk-on at JSU.

Table with columns: Year, U-A-T, TFL, INT. Data for Hudson Clark.

17 Hudson Clark ||| 6-2, 191, \*R-Sr.

Season-best 8 stops vs. TEX with 1.5 TFL, 1 FF ... 1st Team Academic All-American in 2023 ... 1st Team All-SEC (USA Today) in 2022 with career marks in games (13), starts (10) and tackles (67) ... Former walk-on ... Both parents are U of A grads.

Table with columns: Year, U-A-T, TFL, INT. Data for Jaheim Singletary.

15 Jaheim Singletary ||| 6-2, 187, R-So.

First career INT at OSU ... Transfer from Georgia, where he played in 3 games during his freshman season in 2022 ... Former 5-star recruit out of Riverside HS in Jacksonville, Fla.

Table with columns: Year, U-A-T, TFL, INT. Data for Doneiko Slaughter.

3 Doneiko Slaughter ||| 6-0, 190, \*Sr.

Led team in tackles three times this season (AUB, UT, LSU) ... Recorded a season-best 10 stops vs. LSU ... Played 4 seasons at Tennessee, appearing in 43 games with 15 starts ... 3-star prospect out of Roswell HS in Roswell, Ga.

Table with columns: Year, U-A-T, TFL, INT. Data for Tevis Metcalf.

24 Tevis Metcalf ||| 5-10, 192, Fr.

Younger brother of defensive back TJ Metcalf ... Dad, Tarrus, played at Ole Miss ... Cousin of Seattle Seahawks WR DK Metcalf ... 3-star recruit from Clay-Chalkville HS in Clay, Ala. ... Rated No. 61 CB in the nation by ESPN.



## RAZORBACK TRENDS

	2024	Streak	Pittman
Overall	5-5	L2	28-30
At Home	3-3	L3	18-14
On the Road	2-1	W2	7-13
Neutral	0-1	L2	3-3
August	1-0	W3	1-0
September	2-2	L1	11-7
October	2-1	W1	7-11
November	0-2	L3	7-10
December/January	0-0	W2	2-2
vs. SEC	3-4	L2	14-27
vs. Non-Conference	2-1	W1	14-3
vs. Ranked Opponents	1-5	L3	6-22

### Record in Games...

Decided by 7 pts or less	1-1	W1	6-15
Decided by 3 pts or less	0-0	W1	4-10
During the day	3-4	L2	19-22
At night	2-1	L1	9-8

### Record When Scoring...

Less than 21 points	1-3	L2	3-13
21+ points	4-2	L1	25-17
30+ points	3-2	L1	18-9
40+ points	2-0	W10	12-2
50+ points	2-0	W5	5-1
60+ points	1-0	W1	1-0
70+ points	1-0	W1	1-0

### Record When Allowing...

Less than 14 points	1-0	W1	9-2
Less than 21 points	3-1	L1	15-2
21+ points	2-4	L1	13-27

### Record When...

Scoring first	4-2	W2	22-13
Opponents score first	1-3	L3	6-17
Leading after the 1Q	3-2	W2	19-9
Trailing after the 1Q	1-3	L3	5-19
Tied after the 1Q	1-0	W2	4-2
Leading at halftime	4-1	W3	21-7
Trailing at halftime	0-3	L13	5-22
Tied at halftime	1-1	L1	2-1
Leading after the 3Q	4-1	W3	24-3
Trailing after the 3Q	1-3	L3	3-24
Tied after the 3Q	0-1	L3	1-3
In overtime games	0-1	L1	3-1

### Record With...

Less than 400 yards total offense	1-3	L3	8-15
400+ yards total offense	4-2	L1	20-15
500+ yards total offense	2-1	W1	10-3
600+ yards total offense	2-1	W1	5-2
Less than 100 yards rushing	0-2	L6	1-7
100+ yards rushing	5-3	L1	27-23
200+ yards rushing	3-1	W2	18-8
300+ yards rushing	1-0	W5	6-1
Less than 200 yards passing	2-1	L1	11-11
200+ yards passing	3-4	L1	17-19
300+ yards passing	2-2	L1	5-6
400+ yards passing	1-1	L1	1-1
A 300-yard passer	1-1	W1	4-5
A 100-yard rusher	3-1	W2	15-8

### Record When Allowing...

Less than 200 total yards	1-0	W7	1-0
200+ total yards	4-5	L2	27-30
300+ total yards	4-4	L2	20-26
400+ total yards	2-1	L1	12-17
Less than 100 rush yards	1-1	L1	10-3
100+ rush yards	4-4	L2	18-27
200+ rush yards	0-0	L4	3-11
Less than 200 pass yards	2-2	L1	10-10
200+ pass yards	3-3	L1	18-20
300+ pass yards	1-2	L1	8-7
400+ pass yards	0-1	L1	2-3
A 300-yard passer	1-2	L1	8-7
A 100-yard rusher	1-2	L1	5-13

### Record When Having...

No turnovers	2-0	W3	12-5
Less than 3 turnovers	4-2	L2	26-24
3 or more turnovers	0-3	L4	1-6
No takeaways	2-4	L3	5-15
Less than 3 takeaways	2-1	W1	16-25
3 or more takeaways	2-0	W2	11-1
Win turnover battle	2-0	W3	17-1
Lost turnover battle	0-5	L6	3-17
Turnovers even	3-0	W3	8-12
More than 30:00 TOP	4-2	W2	13-11
Less than 30:00 TOP	1-3	L3	15-19

## RAZORBACK NOTEBOOK

### THE HEAD HOG

- Fifth-year head coach **Sam Pittman** leads Arkansas in the 2024 campaign as the Razorbacks seek bowl eligibility for the fourth time in five seasons and a bowl appearance for the third time in the last four seasons.
- Pittman led the Razorbacks to at least seven wins in consecutive seasons in 2021-22, as well as bowl eligibility in three consecutive seasons from 2020-22.
- Pittman is the fourth Arkansas head coach in history to lead the Razorbacks to bowl eligibility in each of their first three seasons on the job, joining Lou Holtz (1977-79), Ken Hatfield (1984-86) and Houston Nutt (1998-2000).
- Saturday's game against Louisiana Tech marks Pittman's 59th game as head coach at Arkansas. Of those 59 games, 49 have come against an opponent from the SEC, a Power 4 foe and/or an opponent ranked in the AP Top 25 poll.
- Arkansas has beat six ranked FBS teams under Pittman. Since his first season, 38 of Arkansas' 55 FBS foes have either been ranked or receiving votes in the national polls.
- This season, Arkansas is one of only two FBS teams that has faced six opponents ranked at the time of game.



**Sam Pittman** is the fourth Arkansas head coach in history to lead the Razorbacks to bowl eligibility in each of their first three seasons, joining Lou Holtz, Ken Hatfield and Houston Nutt.

### QB1

- **QB Taylen Green**, the Boise State transfer, is tasked with leading the Arkansas offense in the 2024 campaign.
- In his Razorback debut against UAPB (Aug. 29), Green accounted for four touchdowns (two passing, two rushing) to become just the third Arkansas signal-caller since 1997 to pass and rush for multiple touchdowns in a single game.
- Green posted 477 total yards of offense (416 passing + 61 rushing), the second-highest single game total in Arkansas history, at Oklahoma State (Sept. 7). His 416 passing yards are the fourth-highest single game total in school history and the most by an Arkansas quarterback in a single game since QB Tyler Wilson threw for 419 against Rutgers (Sept. 22, 2012).
- Green ran for two scores in the win over UAB (Sept. 14), his second multi-rushing touchdown game of the season and seventh multi-rushing touchdown effort of his career.
- Green turned in his best performance of the season at Mississippi State (Oct. 26), accounting for six total touchdowns and rush for a touchdown since QB Ryan Mallett (5 passing + 1 rushing) accomplished the feat against UTEP in 2010.
- Prior to Arkansas, Green played in 13 games with 12 starts for Boise State as a redshirt sophomore in 2023, completing 121-of-212 passes (57.1%) for 1,752 yards and 11 touchdowns. A dual-threat quarterback, Green also rushed for 436 yards and nine scores on 78 carries (5.6 ypc).
- As a redshirt freshman in 2022, Green was named the Mountain West Conference Freshman of the Year and a Freshman All-American by College Football News after playing in 13 games with 10 starts and completing 166-of-271 (61.3%) passes for 2,042 yards and 14 touchdowns. Green also rushed for 10 touchdowns, finishing the season as the only freshman with at least 10 passing and 10 rushing touchdowns in 2022.



**Taylen Green** accounted for six total touchdowns at Mississippi State (Oct. 26), the fifth Razorback to ever do so in a game.

### 400-Yard Passing Games - Arkansas

Player	Date	ATT	COMP	YDS	TD	INT	Opponent
Tyler Wilson	10/1/11	51	30	510	3	0	Texas A&M
Brandon Allen	11/7/15	45	33	442	6	0	Ole Miss
Tyler Wilson	9/22/12	39	20	419	3	2	Rutgers
<b>Taylen Green</b>	<b>9/7/24</b>	<b>45</b>	<b>26</b>	<b>416</b>	<b>1</b>	<b>1</b>	<b>Oklahoma State</b>
Brandon Allen	9/12/15	53	32	412	0	1	Toledo
Ryan Mallett	10/30/10	44	27	409	3	0	Vanderbilt
Ryan Mallett	9/19/09	39	21	408	5	0	Georgia
Brandon Allen	11/21/15	43	30	406	7	0	Mississippi State
Ryan Mallett	11/14/09	30	23	405	5	1	Troy
Austin Allen	10/8/16	48	25	400	3	3	Alabama
Ryan Mallett	9/11/10	43	28	400	3	1	ULM

## RAZORBACK NOTEBOOK

### RUNNIN' RAZORBACKS

- **RB Ja'Quinden Jackson**, a transfer from Utah, has wasted no time proving to be a difference-maker for the Arkansas offense this season, rushing for 100-plus yards in three consecutive games to begin the 2024 campaign, his first as a Hog.
- Jackson, who currently ranks third in the SEC in rushing touchdowns (11) and rushing yards per carry (5.6), has rushed for at least one touchdown in seven of the eight games he has played in this season.

#### Games w/ Rushing Touchdown - Ja'Quinden Jackson (2024)

DATE	ATT	YDS	AVG	TD	OPPONENT
Aug. 29	8	101	12.6	2	UAPB
Sept. 7	24	149	6.2	3	#16 Oklahoma State
Sept. 14	15	147	9.8	1	UAB
Sept. 21	22	75	3.4	2	Auburn
Sept. 28	10	37	3.7	1	#24 Texas A&M
Oct. 5	20	57	2.9	1	#4 Tennessee
Nov. 16	11	56	5.1	1	#3 Texas

- Jackson was the fastest Arkansas player to reach the 10 rushing touchdown mark in a season since RB Madre Hill in 1995 and was the first Razorback running back to rush for a touchdown in six consecutive games since RB Knile Davis in 2010.
- **RB Braylen Russell** earned his first collegiate start in place of the injured RB Ja'Quinden Jackson at Mississippi State (Oct. 26) and logged his first career 100-yard rushing game in the process, breaking loose for a career-high 175 yards on 16 carries (10.9 ypc) to become the first Arkansas freshman to rush for 175-plus yards in a game since RB Darren McFadden in 2005.
- Russell, whose 175 rushing yards are the most in a game by a freshman running back in the country this year, became the third Arkansas freshman since 1997 to rush for 150-plus yards in a game, joining McFadden (2005) and RB Alex Collins (2013). He was named the SEC Freshman of the Week for Week 9 following his big performance at Mississippi State.
- **RB Rashod Dubinion** is the Hogs' top returning running back from the 2023 campaign. The Ellenwood, Ga., native has carried the ball 39 times for 217 yards (5.6 ypc) and two touchdowns in six games, including two starts, this season.



**Ja'Quinden Jackson**, the Utah transfer, has three 100-yard rushing games and three multi-rushing touchdown games this season.

### STRENGTHENED BY ARMSTRONG

- **WR Andrew Armstrong** is turning in one of the best seasons by a Razorback pass catcher in program history. The East Texas A&M transfer, who had a team-best 56 catches for 764 yards and five touchdowns in his 2023 during his first season at Arkansas, has caught a team-leading 61 passes for 931 yards and a touchdown, including four 100-yard receiving games, in 2024.
- Armstrong needs only five more catches to move into a tie for second on the program's single-season receptions list, and only 69 more receiving yards to record the fifth 1,000-yard receiving season by a Razorback in program history. With 225 more receiving yards, Armstrong will also move into the top 10 in career receiving yards by Razorback pass catcher.

#### Receptions - Season

Rank	Receptions	Player	Season
1.	90	Cobi Hamilton (1,335 yards, 5 TD)	2012
2.	66	Treyton Burks (1,104 yards, 11 TD)	2021
	66	Jarius Wright (1,117 yards, 12 TD)	2011
4.	65	Drew Morgan (739 yards, 3 TD)	2016
5.	63	Drew Morgan (843 yards, 10 TD)	2015
6.	62	J.J. Meadors (584 yards, 2 TD)	1995
7.	61	<b>Andrew Armstrong (931 yards, 1 TD)</b>	<b>2024</b>
	61	D.J. Williams (723 yards, 3 TD)	2008
9.	59	Jadon Haselwood (702 yards, 3 TD)	2022
10.	56	Andrew Armstrong (764 yards, 5 TD)	2023
	56	Mike Reppond (986 yards, 3 TD)	1971

#### Receiving Yards - Season

Rank	Receiving Yards	Player	Season
1.	1,335	Cobi Hamilton (90 catches, 5 TD)	2012
2.	1,117	Jarius Wright (66 catches, 12 TD)	2011
3.	1,104	Treyton Burks (66 catches, 11 TD)	2021
4.	1,004	Anthony Lucas (43 catches, 10 TD)	1998
5.	986	Mike Reppond (56 catches, 3 TD)	1971
6.	962	Marcus Monk (50 catches, 11 TD)	2006
7.	931	<b>Andrew Armstrong (61 catches, 1 TD)</b>	<b>2024</b>
8.	907	James Shibest (51 catches, 7 TD)	1984
9.	901	Matt Landers (47 catches, 8 TD)	2022
10.	900	George Wilson (50 catches, 6 TD)	2003

#### 100-Yard Receiving Games - Season

Rank	100-Yard Receiving Games	Player	Season
1.	6	Treyton Burks	2021
2.	5	Anthony Lucas	1998
	5	Anthony Eubanks	1997
4.	4	<b>Andrew Armstrong</b>	<b>2024</b>
	4	Matt Landers	2022
	4	Cobi Hamilton	2012
	4	Jarius Wright	2011
	4	George Wilson	2003
	4	Mike Reppond	1971

- Armstrong also owns a team-leading 37-game reception streak dating back to his 2021 season at East Texas A&M. His 37-game reception streak is tied for the seventh-longest active reception streak among all FBS pass catchers.

Player	School	Consecutive Games w/ Reception
RB Jo'Quavious Marks	USC	55
WR LaJohntay Wester	Colorado	47
WR Kyle Williams	Washington State	47
TE Brant Kuithe	Utah	42
WR Jaylin Noel	Iowa State	41
WR Brennan Presley	Oklahoma State	40
<b>WR Andrew Armstrong</b>	<b>Arkansas</b>	<b>37</b>
WR Derwin Burgess Jr.	Georgia Southern	37
WR JP Richardson	TCU	37



**Andrew Armstrong** has caught at least one pass in 37 consecutive games dating back to his 2021 campaign at East Texas A&M.



# #PRHOGS



As of Nov. 17, 2024

Name	Pos.	NFL Team
Hjalte Froholdt	OL	Arizona Cardinals
Feleipe Franks	TE	Carolina Panthers
Ricky Stromberg ^	OL	Chicago Bears
Drew Sanders *	LB	Denver Broncos
Jake Bates	K	Detroit Lions
Frank Ragnow	OL	Detroit Lions
Dan Skipper	OL	Detroit Lions
Montaric Brown	DB	Jacksonville Jaguars
Jeremiah Ledbetter	DL	Jacksonville Jaguars
Cam Little	K	Jacksonville Jaguars
Kamren Curl	DB	Los Angeles Rams
Beaux Limmer	OL	Los Angeles Rams
Dalton Wagner ^	OL	Las Vegas Raiders
Dwight McGlothern	DB	Minnesota Vikings
Hunter Henry	TE	New England Patriots
Deatrich Wise Jr.	DL	New England Patriots
Trajan Jeffcoat ^	DL	New Orleans Saints
John Ridgeway III	DL	New Orleans Saints
Armon Watts	DL	New York Giants
Jason Peters ^	OL	Seattle Seahawks
Brandon Allen	QB	San Francisco 49ers
Dre Greenlaw *	LB	San Francisco 49ers
Antonio Grier Jr.	LB	Tampa Bay Buccaneers
McTelvin Agin ^	DL	Tennessee Titans
Treyton Burks *	WR	Tennessee Titans

\* Reserve/Injured // ^ Practice Squad

## LUKE HASZ HANDS

- **TE Luke Hasz** is the Razorbacks' leader in touchdown receptions through 10 games this season, hauling in 21 passes for 278 yards (13.2 ypc) and four touchdowns.
- Hasz logged his second career multi-touchdown game at Mississippi State (Oct. 26), finishing the contest with four receptions for 59 yards and two touchdown grabs.
- In 2023, Hasz was an important piece of Arkansas' offense before a season-ending injury against Texas A&M (Sept. 30, 2023) derailed his promising freshman campaign.
- Named to The Athletic's Midseason Freshman All-America Team, Hasz, a native of Bixby, Okla., caught 16 passes for 253 yards and three touchdowns over his first five games before suffering a broken collarbone against Texas A&M last year.
- Through the Razorbacks' first five games last season, Hasz ranked second on the team in receptions (16), receiving yards (253), receiving yards per game (50.6) and receiving touchdowns (3). At the time of his injury, Hasz also ranked second on the Razorbacks in yards per catch (15.8).
- Hasz first broke out at LSU (Sept. 23, 2023), catching a team-leading six passes for a team-high 116 yards and two touchdowns to earn John Mackey Tight End of the Week honors and become the first Arkansas freshman with multiple receiving touchdowns in a game since TE Hunter Henry accomplished the feat at LSU in 2013.



**Luke Hasz** has seven career touchdown receptions, including a team-leading four touchdown catches in 2024.

## EXPERIENCED PASS CATCHERS

- In addition to WR Andrew Armstrong and TE Luke Hasz, **WR Isaac TeSlaa** is an important piece of the Hogs' receiving corps.
- TeSlaa started all 12 games during the 2023 campaign, his first season at Arkansas, catching 34 passes for 351 yards and two touchdowns. A Hillsdale College transfer, TeSlaa led the team with eight contested catches per Pro Football Focus and finished second on the squad in receptions and yards. He caught at least one pass in all 12 games of the 2023 season.
- In 2024, TeSlaa has 17 catches for 341 yards (team-leading 20.1 ypc) and one touchdown. He turned in a big game against Texas A&M (Sept. 28), logging five receptions for a career-high 120 yards and a touchdown to become the first Arkansas wide receiver with 5+ receptions, 120+ receiving yards and 1+ receiving touchdown in a game since WR Treyton Burks in 2021.
- The wideout trio of Armstrong, TeSlaa and **WR Tyrone Broden** (listed below in order of career receptions) has combined for 466 receptions, 7,325 receiving yards and 60 receiving touchdowns over 141 career games played.

Rank	Player	Games	Receptions	Yards	Touchdowns
1.	WR Andrew Armstrong	42	194	3,012	22
2.	WR Isaac TeSlaa	48	168	2,808	22
3.	WR Tyrone Broden	54	104	1,505	16

## ON THE OFFENSIVE LINE

- Arkansas' offensive line underwent a makeover during the offseason with the addition of three transfers to a room with two returners that started at least nine games last season.
- Led by first-year **offensive line coach Eric Mateos**, transfers **OL Keyshawn Blackstock** (Michigan State), **OL Fernando Carmona** (San Jose State) and **OL Addison Nichols** (Tennessee) join a unit that returns **OL Joshua Braun** (12 starts in 2023) and **OL Patrick Kutas** (nine starts in 2023).
- Carmona started 24 straight games for San Jose State before transferring to Arkansas. As a redshirt sophomore in 2023, he finished the season with an overall grade of 81.5 per Pro Football Focus and earned Honorable Mention All-Mountain West Conference praise after starting all 12 regular season games on the offensive line and guiding San Jose State to a co-regular season Mountain West Championship.
- In 2024, his first season as a Razorback, Carmona has twice been named the SEC Offensive Lineman of the Week. He earned the SEC weekly award following Arkansas' Week 1 win against UAPB and then again following the team's Week 6 win against nationally ranked Tennessee.



**Francisco Carmona**, a San Jose State transfer, is a two-time SEC Offensive Lineman of the Week honoree this season.



## THE HOG POD

Check out the Hog Pod for great stories and insight about Razorback football, including episodes with AD Hunter Yurachek, head coach Sam Pittman, defensive coordinator Travis Williams, co-defensive coordinator Marcus Woodson, QB Taylen Green, RB Ja'Quinden Jackson and others. Find The Hog Pod anywhere you get your podcasts, or visit [ArkansasRazorbacks.com/TheHogPod](https://ArkansasRazorbacks.com/TheHogPod).



## RAZORBACK NOTEBOOK

### KNOW THE NAME: LONDON JACKSON

- **DL Landon Jackson** enters the 2024 campaign as one of the nation's most dominant pass rushers and a preseason All-American after leading the Razorback defense in tackles for loss (13.5) and sacks (6.5) last season.
- Named a preseason All-American by the Walter Camp Football Foundation and a preseason All-SEC selection by numerous outlets, Jackson tallied 44 total tackles, including 13.5 tackles for loss, with 6.5 sacks and one pass breakup during his breakout junior campaign for the Razorbacks. A native of Texarkana, Texas, Jackson became the first Arkansas defensive lineman since DL Jake Bequette in 2011 to earn first-team All-SEC recognition after leading the Razorbacks.
- Jackson had a breakout performance at Alabama (Oct. 14, 2023) last year, logging a career-high in tackles (11), tackles for loss (3.5) and sacks (3.5) to claim SEC Defensive Lineman of the Week and Bednarik Award Player of the Week honors.
- This season, Jackson leads the Arkansas defense in sacks (5.5) and ranks second on the team in tackles for loss (7.5). He is vying to become the first Razorback to lead the defense in tackles for loss and sacks in consecutive seasons since Steven Conley, the program's single-season sack leader (14.0 in 1995), accomplished the feat in the 1994 and 1995 seasons.
- Jackson was dominant against Texas A&M (Sept. 28), registering his second career multi-sack game while tallying a season-high eight tackles and three tackles for loss. It marked the third time in his career that he has recorded three or more tackles for loss in a game. Jackson's two sacks tied a Southwest Classic record, becoming the sixth player to accomplish the feat.
- Jackson is the only Razorback defender since at least 1997 to record two games of eight or more total tackles, three or more tackles for loss and two or more sacks in his career, having also done so at Alabama in 2023.
- The feat has only been accomplished by a Razorback defender eight times since 1997.

#### Game Log - Landon Jackson (8+ tackles, 3+ TFL, 2+ sacks)

Date	Tackles	TFL	Sacks	Opponent
10/14/23	11	3.5	3.5	Alabama
9/28/24	8	3.0	2.0	Texas A&M

- Jackson turned in another strong performance at Mississippi State (Oct. 26), finishing with 1.5 sacks, a forced fumble, a fumble recovery and a blocked kick on a field goal attempt to become the first Razorback since 1997 with such a statline.



**Landon Jackson** leads the Razorback defense in sacks (5.5) and ranks second on the team in tackles for loss (7.5) this season.

### ON THE DEFENSIVE LINE

- In addition to **DL Landon Jackson**, the Razorback defensive line features a veteran group of key returners.
- **DL Cameron Ball** played in 11 games with six starts, including each of the final four games of the season, as a redshirt sophomore in 2023. The Atlanta, Ga., native had a career-best 32 tackles to go with 1.5 tackles for loss, a half sack and a forced fumble. **DL Nico Davillier** saw action in all 12 games as a sophomore in 2023, earning time on the defensive line and special teams. The Maumelle, Ark., product recorded career-highs with 11 tackles, 3.5 tackles for loss and one sack.
- **DL Eric Gregory** started all 12 games as a redshirt senior in 2023 and currently has 42 career starts to his name as a Razorback. The Memphis, Tenn., native recorded 16 tackles with 2.5 tackles for loss and a sack last year. This season, Gregory is second on the team in sacks (3.0) and is third in tackles for loss (5.0) through 10 games.
- **DL Anton Juncaj**, the transfer from FCS powerhouse Albany, played in all 15 games for a team that won the Coastal Athletic Association title and made it to the FCS semifinals. Juncaj earned first-team All-America honors from the Associated Press after leading all of FCS with 15 sacks and finishing third with 21.5 tackles for loss as part of his season-total 55 tackles (34 solo) to go with 12 quarterback hurries, five forced fumbles and three pass breakups. The Port Jervis, N.Y., native had at least one sack in 10 of 15 games and had multiple sacks in three games last season. Juncaj enters the 2024 season, his first at Arkansas, with numerous preseason accolades from College Football Network, including National Preseason Newcomer of the Year, National Preseason Transfer of the Year, Preseason SEC Defensive Newcomer of the Year, Preseason SEC Defensive Transfer of the Year and Honorable Mention Preseason All-SEC.

### FRESH FACES IN THE LINEBACKER ROOM

- The Razorbacks' linebacker room, led by **defensive coordinator Travis Williams**, is full of fresh faces with only three experienced upperclassmen in transfers **LB Stephen Dix Jr.**, **LB Xavian Sorey Jr.** and **LB Larry Worth III**.
- Sorey Jr. spent three seasons at Georgia (2021-23) before transferring to Arkansas. The Campbellton, Fla., product played in 11 games with two starts in 2023, finishing the year with 19 total tackles and 1.5 tackles for loss, including 1.0 sack.
- Now in his first season at Arkansas, Sorey Jr. leads the defense in both total tackles (80) and tackles for loss (8.0) through 10 games. He is 20 tackles away from becoming the first Razorback to log a 100-tackle season since LB Drew Sanders in 2022.
- Sorey Jr. had a game-high 11 total tackles, an interception, pass breakup and quarterback hurry at Mississippi State (Oct. 26), becoming the first Arkansas linebacker to register 11-plus total tackles and an interception in a game since LB Grant Morgan (19 tackles, 1 interception) accomplished the feat against Ole Miss in 2020.
- Sorey also became just the second Arkansas linebacker to register 10-plus tackles, an interception, a quarterback hurry and a pass breakup in a game since LB Caleb Miller accomplished the feat against UNLV in 2001.
- Dix Jr., a transfer from Marshall, played in all 13 games in his lone season with The Herd in 2023, making 67 tackles to finish third on the team. The Orlando, Fla., native, who began his collegiate career at Florida State (2020-22), also logged seven tackles for loss, two sacks and one fumble recovery. Dix Jr. spent his first three collegiate seasons at FSU, where he earned Freshman All-America honors from Rivals in 2020 after playing in all nine games, including starting the final five games, and recording 45 tackles, including 3.5 for loss and one quarterback hurry.
- Worth III arrives at Arkansas after beginning his career at Jacksonville State (2022-23), where he finished fifth on the team in total tackles with 63 and second on the team with four sacks after playing in all 13 games, including four starts at nickelback, as a sophomore in 2023. The Jacksonville, Fla., native recorded multiple tackles in 12 of 13 games last year.
- Returnee **LB Brad Spence** played in 11 games with one start as a true freshman last season, making 16 tackles with 1.5 tackles for loss, one fumble recovery and one interception on the year. The Houston, Texas, native picked off a pass in his collegiate debut against Western Carolina (Sept. 2, 2023), returning it 85 yards for a touchdown - the first of a nation-leading four pick sixes for the team on the season. Spence earned his first career start against Kent State (Sept. 9, 2023).



**Xavian Sorey Jr.**, a Georgia transfer, leads the Razorback defense in both total tackles (80) and tackles for loss (8.0) this season.

## ACTIVE CAREER LEADERS

### TACKLES

Rank	Player, Position, Class	Tackles
1.	Hudson Clark, DB, *R-Sr.	205
2.	^Anthony Switzer, DB, *R-Sr.	193
3.	^Stephen Dix Jr., LB, R-Sr.	180
	Jayden Johnson, DB, Sr.	168
5.	^Doneiko Slaughter, DB, *Sr.	148

### TACKLES FOR LOSS

Rank	Player, Position, Class	TFL
1.	^Anton Juncaj, DL, *Sr.	42.0
2.	Landon Jackson, DL, Sr.	24.5
3.	Eric Gregory, DL, *R-Sr.	18.5
4.	Keivie Rose, DL, *R-Sr.	14.5
5.	^Anthony Switzer, DB, *R-Sr.	13.5

### SACKS

Rank	Player, Position, Class	Sacks
1.	^Anton Juncaj, DL, *Sr.	25.0
2.	Landon Jackson, DL, Sr.	15.0
3.	Eric Gregory, DL, *R-Sr.	9.5
4.	Keivie Rose, DL, *R-Sr.	6.0
5.	^Doneiko Slaughter, DB, *Sr.	4.0

### INTERCEPTIONS

Rank	Player, Position, Class	INT
1.	Hudson Clark, DB, *R-Sr.	6
2.	TJ Metcalf, DB, So.	3
	^Marquise Robinson, DB, Sr.	3
4.	^Doneiko Slaughter, DB, *Sr.	2
	^Xavian Sorey, LB, R-Jr.	2
	^Anthony Switzer, DB, *R-Sr.	2


### RUSHING

Rank	Player, Position, Class	Yards
1.	^Ja'Quinden Jackson, RB, R-Sr.	2,006
2.	^Taylen Green, QB, R-Jr.	1,433
3.	Rashod Dubinion, RB, Jr.	770
4.	Rodney Hill, RB, R-So.	428
5.	Bryalen Russell, RB, Fr.	304

### RECEPTIONS

Rank	Player, Position, Class	Receptions/Yards
1.	Andrew Armstrong, WR, *R-Sr.	194/3,012
2.	Isaac TeSlaa, WR, *Sr.	169/2,808
3.	Tyrone Broden, WR, *R-Sr.	104/1,505
4.	Isaiah Sategna, WR, R-So.	48/572
5.	Rashod Dubinion, RB, Jr.	39/291
6.	Luke Hasz, TE, So.	37/531

^ new transfer for 2024 season



### THE RAZORBACK DAILY

The Razorback Daily is the official daily podcast of the Arkansas Razorbacks. Hosted by Quinn Grovey and Matt Zimmerman, it's the one-stop shop for everything fans need to know about the Hogs: the biggest stories, exclusive interviews and opinions on the most important news of the day. Find The Razorback Daily anywhere you get your podcasts, or visit [linktr.ee/razorbackdaily](http://linktr.ee/razorbackdaily).

## RAZORBACK NOTEBOOK

### NO-FLY ZONE

● Since the start of 2020 campaign (**head coach Sam Pittman's** first year on the job), the Arkansas defense has 55 interceptions in 58 games, fifth-most in the SEC: South Carolina (60), Alabama (60), Georgia (57), Kentucky (56). ● Arkansas tallied 13 interceptions in 10 games in 2020, 13 interceptions in 13 games in 2021, nine interceptions in 13 games in 2022, 12 interceptions in 2023 and has eight interceptions through 10 games of the 2024 season.

● Under the guidance of **co-defensive coordinator Marcus Woodson** and **secondary coach Deron Wilson**, the Arkansas secondary went from last (No. 131) in the FBS allowing 294.7 yards per game in 2022 to No. 32 nationally allowing 202.8 yards per game in 2023. The pass defense not only improved last season but also contributed on the scoreboard turning four of the team's 12 interceptions into touchdowns.

● **DB Hudson Clark**, a former walk-on and Academic All-American in 2023, has developed into one of the Hogs' most dependable defensive backs. For his career, Clark has recorded six interceptions, the most among all active Razorback defenders, and boasts 205 career tackles to go with his secondary-leading 33 career starts.

● **DB Jaylon Braxton** earned Freshman All-SEC honors from the league's coaches after playing in nine games with six starts in 2023 before an injury cut his season short. The Frisco, Texas, native led the team with eight pass break-ups while recording 20 tackles, one forced fumble, one fumble recovery and one interception.

● **DB Jayden Johnson**, back for his senior season with 32 career starts under his belt, is the team's top returning tackler from last season. The Cedartown, Ga., native racked up a career-high 62 total tackles with 1.5 tackles for loss as a junior.

● **DB TJ Metcalf** has a team-leading three interceptions this year, recording his first career interception against UAB (Sept. 14) before then picking off a pair of passes at Auburn (Sept. 21), becoming the first Razorback with two interceptions, two pass breakups and a forced fumble in a game since DB Keno Kennedy against South Carolina in 1999. Metcalf is the first Hog with an interception in consecutive games since DB Dwight McGlothern against Kansas in 2022 and Western Carolina in 2023.

● Transfers **DB Marquise "Cuddie" Robinson** (South Alabama), **DB Doneiko Slaughter** (Tennessee), and **DB Anthony Switzer** (Utah State) are also key contributors to the Razorbacks' defensive backfield. Robinson produced the best season of his collegiate career last year at South Alabama, totaling 36 tackles, 2.5 tackles for loss, three interceptions, three pass breakups and a fumble recovery while playing in all 13 games for the Jaguars. Slaughter spent four years at Tennessee (2020-23), most recently totaling 32 tackles (26 solo), including one sack, in 10 games as a senior during the 2023 campaign, while Switzer earned honorable mention All-Mountain West honors after playing in 12 games with 11 starts and finishing third on Utah State with 85 tackles, three sacks, eight tackles for loss, four pass break-ups, an interception and a fumble recovery.

### HOG SPECIALISTS

● **WR Isaiah Sategna** is a dynamic weapon on special teams and entered the 2024 campaign on the Jet Award watch list.

● The Fayetteville, Ark., product earned Freshman All-SEC honors from the league's coaches and third-team All-SEC honors from Phil Steele as a return specialist in 2023.

● Sategna played in all 12 games, totaling 23 kick returns for 500 yards and 15 punt returns for 180 yards and one touchdown. He led the team with 837 all-purpose yards.

● His 500 kick return yards cracked the school's single-season top 10 at 10th, and his 680 total return yards were sixth-most in a single season by a Hog in program history.

● **K Matthew Shipley**, who is 7-for-9 (77.8%) on field goals this season, drilled a career-long 55-yarder against Ole Miss (Nov. 2), Arkansas' third 50-plus yard make of the season.

● Shipley's 16 points scored at Mississippi State (Oct. 26) are the most scored by a kicker in a game during league play.

● Shipley is the first Razorback to make three-plus field goals and seven-plus point-after attempts in a game since K Alex Tejada did so against FIU in 2007. Shipley is also the third Arkansas kicker since 1997 to score 16 points in a game, joining Tejada (2007) and K Cam Little (2021).



**Hudson Clark**, who picked off a pass at Mississippi State (Oct. 26), has six career interceptions, most among all Hog defenders.



**Matthew Shipley** drilled a career-long 55-yard field goal against Ole Miss (Nov. 2), his second 50-plus yard make of the season.



## RAZORBACK NOTEBOOK

### NEW HOGS, SAME BOBBY P

• Entering the 2024 season, the Razorback roster featured 55 newcomers, tied for the most among all SEC programs.

Rank	SEC Team	Newcomers
1.	Arkansas	55
	Florida	55
3.	Mississippi State	53
4.	Auburn	50
	Kentucky	50
	South Carolina	50

• Entering the season, the Razorbacks' coaching staff also featured three new assistant coaches on the offensive side: **offensive coordinator Bobby Petrino**, **wide receivers coach Ronnie Fouch** and **offensive line coach Eric Mateos**.

• Petrino served as head coach at Arkansas from 2008-11, going 34-17 in those four seasons, including 21 wins over the final two years and trips to the Sugar Bowl and Cotton Bowl. He was the offensive coordinator at Texas A&M last season.

• In Petrino's return as offensive coordinator, Arkansas has recorded three top 10 total offense performances in 2024.

• The Razorback offense posted consecutive top 10 total offense performances in back-to-back games against UAPB (Sept. 29) and Oklahoma State (Sept. 7). Arkansas racked up 687 yards of total offense, good for third on the Hogs' all-time chart, against UAPB before a 648-yard showing, good for then 10th on the all-time chart, at Oklahoma State.

• The Razorbacks' 673 yards of total offense at Mississippi State (Oct. 26) was their second-most against a conference opponent in program history and good for seventh on the all-time chart.



Two of the Hogs' top 10 total offense outputs have occurred since **Bobby Petrino's** return to Arkansas as offensive coordinator.

### Team Offense Records - Total Yards

Game

- 859 - Pittsburg (Kan.) State (594 rush, 265 pass, 86 plays, 8 TD) - 1936
- 713 - North Texas (446 rush, 267 pass, 80 plays, 8 TD) - 2007
- 687 - UAPB (279 rush, 408 pass, 70 plays, 7 TD) - 2024**
- 684 - Nicholls (495 rush, 189 pass, 54 plays, 10 TD) - 2014
- 681 - Kansas (394 rush, 287 pass, 81 plays, 7 TD) - 2022
- 676 - at Ole Miss (350 rush, 326 pass, 93 plays, 7 TD) - 2021
- 673 - at Mississippi State (359 rush, 314 pass, 66 plays, 6 TD) - 2024**
- 661 - at Mississippi State (357 rush, 304 pass, 67 plays, 8 TD) - 2016
- 658 - at TCU (296 rush, 362 pass, 83 plays, 7 TD) - 1970
- 650 - South Carolina (541 rush, 109 pass, 69 plays, 7 TD) - 2007

### WINNING WAYS UNDER PITTMAN

• Under **head coach Sam Pittman**, Arkansas has won three-plus SEC games in four of his five seasons - 2020 (3), 2021 (4), 2022 (3) and 2024 (3). Pittman joins Houston Nutt as the only other Arkansas head coach to do accomplish the feat. Nutt won three-plus SEC games in each of his first seven seasons - 1998 (6), 1999 (4), 2000 (3), 2001 (4), 2002 (5), 2003 (4) and 2004 (3).

• With one more conference win, Arkansas would achieve a 4-4 or better mark in the SEC for just the third time in the last 13 seasons (since 2012): 5-3 record in 2015 (under former head coach Bret Bielema) and 4-4 record in 2021 (under Pittman).

### EMBRACE THE HOG

• **Embrace the Hog** was adopted by the Razorbacks during the offseason with five pillars:

- 1) Tough
- 2) Together
- 3) Consistent
- 4) Accountable
- 5) Pride

• The team ends each practice by repeating the five pillars.  
• Those five words serve as the program's foundation for the 2024 season. Hear **head coach Sam Pittman** explain the meaning behind Embrace the Hog by following the QR code.



### HOG TRACKER

• Arkansas is 84-42-4 all-time in home finales and has won two of its last three home finales under **head coach Sam Pittman**.

• Arkansas has beat six ranked FBS teams under **head coach Sam Pittman**. Since Pittman's first season at the helm, 38 of Arkansas' 55 FBS foes have either been ranked or received votes in the national polls.

• Entering Week 13, Arkansas and South Carolina are the only teams in the nation that have faced six opponents ranked in the AP Top 25 at the time of game.

• Arkansas, Florida, Georgia, Kentucky, Mississippi State, Texas A&M and Vanderbilt are seven of 10 teams in the nation have faced at three opponents ranked in the AP Top 10 at the time of game. Michigan, Purdue and Wisconsin are the other three teams.

• Arkansas boasts an SEC-leading six players with multiple rushing touchdowns this season. Ole Miss and Missouri are tied for second with five players, followed by Texas and Mississippi State with four players.

• Through 10 games this season, Arkansas has recorded 194 plays of 10-plus yards from scrimmage this season, which ranks first in the SEC and second nationally. The Hogs registered 168 plays of 10-plus yards all of last season, finishing 13th in the SEC.

• The Razorbacks have eclipsed the 600-yard mark in total offense in a game three times this season, their most times in a single season since at least 1997.

• Since the start of the 2020 campaign, the Arkansas defense has totaled 55 interceptions in 58 games, fifth-most among all SEC teams behind only South Carolina (60), Alabama (60), Georgia (57) and Kentucky (56).

• Under **head coach Sam Pittman**, Arkansas has gained 400-plus total yards of offense in 35 of 58 games and rushed for 200-plus yards in 26 of 58 games.

• Under **head coach Sam Pittman**, the Hogs are 20-15 when gaining 400-plus yards of total offense in a game and are 18-8 when rushing for 200-plus yards in a game.

• Arkansas' four interception returns for a touchdown were tied for the national lead last season. Under **head coach Sam Pittman**, the Hogs have ranked in the top-five in interception return touchdowns twice, tying for first in 2023 (4) and tying for second in 2020 (3).

• **WR Andrew Armstrong** (103.4) is the only SEC pass catcher and one of only five FBS pass catchers, as well as San Jose State WR Nick Nash (128.2), Bowling Green TE Harold Fannin Jr. (117.0), Arizona WR Tetairoa McMillan (113.6) and Maryland WR Tai Felton (104.0), averaging 100-plus yards receiving per game this year.

# HOGS+

### HOGS+

Hogs+ is the official content network and membership community of the Arkansas Razorbacks, bringing fans closer than ever to the teams they love. Members get access to exclusive behind-the-scenes content, interviews, features, documentaries, archived games and more premium video as well as columns from longtime Arkansas beat writer Clay Henry. Visit [HogsPlus.com](https://HogsPlus.com).



## RAZORBACK NOTEBOOK

### INDIVIDUAL CAREER RECEIVING RECORDS AT ARKANSAS

- Through just 21 career games at Arkansas, **WR Andrew Armstrong** is already on his way to becoming one of the most statistically accomplished pass catchers in program history.
- Armstrong, who spent the first two seasons of his collegiate career at East Texas A&M, is 20 catches shy of cracking the top 10 for career receptions by an Arkansas player.
- He is also just 225 receiving yards shy of cracking the top 10 for career receiving yards by a Razorback. Armstrong's five career 100-yard receiving games, including four such games during the 2024 campaign, tie for eighth-most by an Arkansas pass catcher.

#### Receptions - Career

Rank	Total	Player	Season(s)
1.	175	Cobi Hamilton (2,854 yards, 18 TD)	2009-12
2.	168	Jarius Wright (2,934 yards, 24 TD)	2008-11
3.	164	Joe Adams (2,410 yards, 17 TD)	2008-11
4.	153	Anthony Eubanks (2,440 yards, 16 TD)	1994-97
5.	152	D.J. Williams (1,855 yards, 10 TD)	2007-10
6.	146	Treyton Burks (2,399 yards, 18 TD)	2019-21
7.	144	George Wilson (2,151 yards, 16 TD)	2000-03
8.	138	Drew Morgan (1,763 yards, 14 TD)	2013-16
	138	Marcus Monk (2,151 yards, 27 TD)	2004-07
10.	137	Anthony Lucas (2,879 yards, 23 TD)	1996-99
---			
	<b>117</b>	<b>Andrew Armstrong (1,695 yards, 6 TD)</b>	<b>2023-pres.</b>

#### Receiving Yards - Career

Rank	Total	Player	Season(s)
1.	2,934	Jarius Wright (168 catches, 24 TD)	2008-11
2.	2,879	Anthony Lucas (137 catches, 23 TD)	1995-99
3.	2,854	Cobi Hamilton (175 catches, 18 TD)	2009-12
4.	2,440	Anthony Eubanks (153 catches, 16 TD)	1994-97
5.	2,410	Joe Adams (164 catches, 17 TD)	2008-11
6.	2,399	Treyton Burks (146 catches, 18 TD)	2019-21
7.	2,151	Marcus Monk (138 catches, 27 TD)	2004-07
	2,151	George Wilson (144 catches, 16 TD)	2000-03
9.	2,066	Greg Childs (133 catches, 15 TD)	2008-11
10.	1,920	James Shibest (97 catches, 10 TD)	1983-86
---			
	<b>1,695</b>	<b>Andrew Armstrong (117 catches, 6 TD)</b>	<b>2023-pres.</b>

#### 100-Yard Receiving Games - Career

Rank	Total	Player	Season(s)
1.	11	Anthony Lucas	1995-99
2.	10	Treyton Burks	2019-21
3.	9	Jarius Wright	2008-11
	9	Anthony Eubanks	1994-97
5.	8	Cobi Hamilton	2009-12
6.	7	Joe Adams	2008-11
7.	6	George Wilson	2001-03
<b>8.</b>	<b>5</b>	<b>Andrew Armstrong</b>	<b>2023-pres.</b>
	5	Greg Childs	2008-11
	5	Derek Russell	1987-90
	5	Chuck Dicus	1968-70

### SENIOR DAY ON SATURDAY

- In the home finale against Louisiana Tech, the Razorbacks will celebrate Senior Day and honor soon-to-be 20 graduates of the University of Arkansas in a pregame ceremony.

#### Senior Day participants - 20

(listed in alphabetical order)

- LB Brooks Both
- OL Josh Braun
- K Vito Calvaruso
- DB Hudson Clark
- OL Ty'Kieast Crawford
- DL Eric Gregory
- DL Landon Jackson
- RB Ja'Quinden Jackson
- DB Jayden Johnson
- OL Joe More
- K Kyle Ramsey
- DB Marquise Robinson
- DL Keivie Rose
- K Matthew Shipley
- DB Doneiko Slaughter
- DB Keeyon Stewart
- OL Josh Street
- WR Isaac TeSlaa
- OL Tommy Varhall
- OL Terry Wells

### ALL-TIME TOP 10 CROWDS AT DWRRS

- This season, Arkansas has recorded three of its all-time top 10 crowds at Donald W. Reynolds Razorback Stadium: UAB (Sept. 14), Tennessee (Oct. 5) and LSU (Oct. 19).

#### All-Time Top 10 Crowds at Donald W. Reynolds Razorback Stadium

Rank	Opponent	Date	Attendance
1.	Alabama	Sept. 25, 2010	76,808
2.	Tennessee	Nov. 11, 2006	76,728
3.	USC	Sept. 2, 2006	76,564
4.	LSU	Oct. 19, 2024	75,893
5.	Texas	Sept. 11, 2004	75,671
6.	Alabama	Oct. 1, 2022	75,579
7.	Tennessee	Oct. 5, 2024	75,573
8.	Alabama	Oct. 8, 2016	75,459
9.	LSU	Nov. 12, 2016	75,156
10.	UAB	Sept. 14, 2024	75,021

#### By Season

- 2024: 3 games
- 2016: 2 games
- 2006: 2 games
- 2022: 1 game
- 2010: 1 game
- 2004: 1 game



## SEC STANDINGS

Team	OVR	SEC	Home	Road	Strk
Texas	9-1	5-1	5-1	3-0	W3
Texas A&M	8-2	5-1	5-1	2-1	W1
Georgia	8-2	6-2	4-0	2-2	W1
Tennessee	8-2	5-2	6-0	1-2	L1
Alabama	8-2	4-2	6-0	2-2	W3
Ole Miss	8-2	4-2	5-1	3-1	W3
South Carolina	7-3	5-3	4-2	3-1	W4
LSU	6-4	3-3	4-1	2-2	L3
Missouri	7-3	3-3	6-0	1-3	L1
Vanderbilt	6-4	3-3	4-2	2-2	L1
<b>Arkansas</b>	<b>5-5</b>	<b>3-4</b>	<b>3-3</b>	<b>2-1</b>	<b>L2</b>
Florida	5-5	3-4	4-2	1-2	W1
Auburn	4-6	1-5	3-4	1-2	W1
Oklahoma	5-5	1-5	4-2	1-2	L1
Kentucky	4-6	1-6	3-4	1-2	W1
Mississippi State	2-8	0-6	2-4	0-4	L1

## SEC SCHEDULE

### WEEK 13

Saturday, Nov. 23

Ole Miss at Florida | 11 a.m. | ABC

UMass at Georgia | 11:45 a.m. | SEC Network

UTEP at Tennessee | Noon | SEC Network+/ESPN+

Kentucky at Texas | 2:30 p.m. | ABC

Wofford at South Carolina | 3 p.m. | SEC Network+/ESPN+

LA Tech at Arkansas | 3 p.m. | SEC Network+/ESPN+

Missouri at Mississippi State | 3:15 p.m. | SEC Network

Alabama at Oklahoma | 6:30 p.m. | ABC

Texas A&M at Auburn | 6:30 p.m. | ESPN

Vanderbilt at LSU | 6:45 p.m. | SEC Network

All times Central

## HOGS IN THE POLLS

	AP	Coaches	CFP
Preseason	NR	NR	-
Sept. 3	RV	NR	-
Sept. 8	NR	NR	-
Sept. 15	NR	NR	-
Sept. 22	RV	RV	-
Sept. 29	NR	NR	-
Oct. 6	RV	RV	-
Oct. 13	RV	NR	-
Oct. 20	NR	NR	-
Oct. 27	RV	RV	-
Nov. 3	NR	NR	NR
Nov. 10	NR	NR	NR
Nov. 17	NR	NR	NR
Nov. 24			
Dec. 1			
Final			



### RAZORBACK SCORIGAMI

Scorigami, a concept thought up by Jon Bois, is the art of building final scores that have never happened before.

Razorback Scorigami tracks every Arkansas winning score that has ever happened since the program defeated Fort Smith HS, 42-0, in its first recorded game under head coach John C. Futrell in 1894. For the full Razorback Scorigami chart, visit [bit.ly/RazorbackScorigami](http://bit.ly/RazorbackScorigami).

## RAZORBACK NOTEBOOK

### ANDREW ARMSTRONG • R-SR. • WR

- » Biletnikoff Award Watch List
- » Reese's Senior Bowl Watch List
- » Fourth-Team Preseason All-SEC (Phil Steele)
- » Honorable Mention Preseason All-SEC (CFN)
- » Earl Campbell Tyler Rose Award Player of the Week Honorable Mention (Week 6)

### DEVIN BALE • R-JR. • P

- » Burlsworth Trophy nominee

### CAMERON BALL • R-JR. • DL

- » Reese's Senior Bowl Watch List
- » Jason Witten Collegiate Man of the Year Award Watch List

### JOSHUA BRAUN • R-SR. • OL

- » Reese's Senior Bowl Watch List
- » Third-Team Preseason All-SEC (Phil Steele)

### JAYLON BRAXTON • FR. • DB

- » Second-Team Preseason All-SEC (CFN)

### FERNANDO CARMONA • R-JR. • OL

- » Reese's Senior Bowl Watch List
- » Honorable Mention Preseason All-SEC (CFN)
- » SEC Offensive Lineman of the Week (Week 1 & Week 6)

### HUDSON CLARK • \*R-SR. • DB

- » William V. Campbell Trophy Semifinalist

### TY'KIEAST CRAWFORD • \*SR. • OL

- » Reese's Senior Bowl Watch List

### TAYLEN GREEN • R-JR. • QB

- » Earl Campbell Tyler Rose Award Watch List
- » Reese's Senior Bowl Watch List
- » Earl Campbell Tyler Rose Award Player of the Week Honorable Mention (Week 1)
- » SEC Offensive Player of the Week (Week 9)
- » Davey O'Brien Award Great 8 (Week 9)
- » Earl Campbell Tyler Rose Award Player of the Week Honorable Mention (Week 9)
- » Manning Award Stars of the Week (Week 9)
- » Walter Camp Offensive Player of the Week (Week 9)

### ERIC GREGORY • \*R-SR. • OL

- » Reese's Senior Bowl Watch List

### LUKE HASZ • FR. • TE

- » Comeback Player of the Year Award Watch List
- » John Mackey Award Watch List

### JA'QUINDEN JACKSON • R-SR. • RB

- » Reese's Senior Bowl Watch List
- » Honorable Mention Preseason All-SEC (CFN)
- » Earl Campbell Tyler Rose Award Player of the Week Honorable Mention (Week 1)

### LANDON JACKSON • JR. • DL

- » Bronko Nagurski Trophy Watch List
- » Chuck Bednarik Award Watch List
- » Lombardi Award Watch List
- » Reese's Senior Bowl Watch List
- » Second-Team Preseason All-American (Walter Camp)
- » First-Team Preseason All-SEC (Coaches)
- » Second-Team Preseason All-SEC (Media, Phil Steele)
- » Third-Team Preseason All-SEC (CFN)
- » Reese's Senior Bowl Midseason All-American Team

### ANTON JUNCAJ • \*SR. • DL

- » National Preseason Newcomer of the Year (CFN)
- » National Preseason Transfer of the Year (CFN)
- » Preseason SEC Defensive Newcomer of the Year (CFN)
- » Preseason SEC Defensive Transfer of the Year (CFN)
- » Honorable Mention Preseason All-SEC (CFN)

### TJ METCALF • SO. • DB

- » SEC Defensive Player of the Week (Week 4)

### KYLE RAMSEY • R-SR. • K

- » Reese's Senior Bowl Watch List

### BRAYLEN RUSSELL • FR. • RB

- » Shaun Alexander Award Watch List
- » SEC Freshman of the Week (Week 9)

### ISAIAH SATEGNA • JR. • WR

- » Second-Team Preseason All-SEC (CFN, Phil Steele)

### MALACHI SINGLETON • R-FR. • QB

- » SEC Freshman of the Week (Week 6)

### DONEIKO SLAUGHTER • \*SR. • DB


- » Reese's Senior Bowl Watch List

### XAVIAN SOREY JR. • R-JR. • LB

- » Reese's Senior Bowl Watch List

### ISAAC TESLAA • SR. • WR

- » Reese's Senior Bowl Watch List



### EXTRA! EXTRA! READ ALL ABOUT IT!

- Media and fans are encouraged to follow [@RazorbackComms](https://twitter.com/RazorbackComms), the official Twitter account of Razorback Communications. The account is operated by members of the school's communications staff.
- In-game stats, notes and other information will be shared in addition to a traditional postgame notes package, which is disseminated via email and archived at [ArkansasRazorbacks.com](http://ArkansasRazorbacks.com).

# GAME 11: LA TECH

## MISCELLANEOUS OFFENSE STATS

### GAMES WITH A RECEPTION

Player	2020	2021	2022	2023	2024	Career
Jordan Anthony	--	--	0	1	6	7
Andrew Armstrong	0	7	11	12	9	39
Devin Bale	0	0	1	--	0	1
Tyrone Broden	4	9	12	8	7	40
CJ Brown	--	--	--	--	1	1
Khafre Brown	9	1	4	10	1	25
Shamar Easter	--	--	--	--	1	1
Davion Dozier	--	--	--	1	1	2
Rashod Dubinion	--	--	7	7	6	20
Monte Harrison	--	--	--	--	1	1
Luke Hasz	--	--	--	5	9	14
Rodney Hill	--	--	0	4	5	9
Ja'Quinden Jackson	0	0	1	6	6	13
Krosse Johnson	--	--	--	--	1	1
Andreas Paaske	--	--	7	3	1	11
Braylen Russell	--	--	--	--	3	3
Isaiah Sategna	--	--	2	9	10	21
Bryce Stephens	--	1	6	0	0	7
Isaac TeSlaa	3	11	11	12	7	44

### 5+ RECEPTIONS

Player	2020	2021	2022	2023	2024	Career
Andrew Armstrong	0	0	7	4	8	19
Tyrone Broden	0	3	1	0	0	4
Khafre Brown	0	0	0	1	0	1
Rashod Dubinion	--	--	0	1	0	1
Luke Hasz	--	--	--	1	0	1
Isaiah Sategna	--	--	--	0	2	2
Isaac TeSlaa	0	4	10	0	1	15

### 20+ YARD RECEPTION

Player	2020	2021	2022	2023	2024	Career
Jordan Anthony	--	--	0	0	2	2
Andrew Armstrong	--	4	8	11	16	35
Tyrone Broden	2	5	9	0	2	18
Khafre Brown	5	1	1	6	1	14
Rashod Dubinion	--	--	1	1	1	3
Luke Hasz	--	--	--	4	5	7
Rodney Hill	--	--	11	2	1	2
Ja'Quinden Jackson	--	--	--	1	1	1
Andreas Paaske	--	--	3	1	0	4
Isaiah Sategna	--	--	0	2	7	9
Bryce Stephens	--	--	1	0	0	1
Isaac TeSlaa	1	5	10	4	6	25

### 40+ YARD RECEPTION

Player	2020	2021	2022	2023	2024	Career
Andrew Armstrong	--	4	8	3	1	16
Tyrone Broden	0	4	2	0	0	6
Khafre Brown	2	1	0	2	0	5
Luke Hasz	--	--	--	1	1	2
Rodney Hill	--	--	0	1	0	1
Isaiah Sategna	--	--	0	0	1	1
Bryce Stephens	--	--	1	0	0	1
Isaac TeSlaa	1	3	8	0	2	14

### 100+ YARDS RECEIVING

Player	2020	2021	2022	2023	2024	Career
Andrew Armstrong	0	0	6	1	4	11
Tyrone Broden	0	2	0	0	0	2
Luke Hasz	--	--	--	1	0	1
Isaac TeSlaa	0	2	7	0	1	10

### GAMES WITH MULTIPLE RECEIVING TDS

Player	2020	2021	2022	2023	2024	Career
Andrew Armstrong	0	1	4	1	0	6
Tyrone Broden	0	2	1	0	0	3
Luke Hasz	--	--	--	1	1	2
Andreas Paaske	--	0	0	0	1	1
Isaac TeSlaa	0	1	5	0	0	6

### GAMES WITH A RECEIVING TD

Player	2020	2021	2022	2023	2024	Career
Jordan Anthony	--	--	0	0	1	1
Andrew Armstrong	0	2	7	4	1	14
Tyrone Broden	0	3	6	3	1	13
Khafre Brown	2	1	0	5	0	8
Davion Dozier	--	--	--	1	0	1
Rashod Dubinion	--	--	1	1	0	2
Luke Hasz	--	--	--	2	3	5
Andreas Paaske	--	--	2	0	1	3
Isaiah Sategna	--	--	--	2	1	3
Bryce Stephens	--	--	1	0	0	1
Isaac TeSlaa	0	5	7	2	2	16

### 300+ YARDS PASSING

Player	2020	2021	2022	2023	2024	Career
Taylen Green	--	--	1	0	2	3

### 400+ YARDS PASSING

Player	2020	2021	2022	2023	2024	Career
Taylen Green	--	--	0	0	1	1

### 10+ YARD RUNS

Player	2020	2021	2022	2023	2024	Career
Devin Bale	--	--	--	--	1	1
Rashod Dubinion	--	--	13	6	7	26
Taylen Green	--	--	11	11	23	45
Rodney Hill	--	--	3	3	2	8
Ja'Quinden Jackson	--	1	8	9	23	41
Tyrell Reed Jr.	--	--	--	--	1	1
Braylen Russell	--	--	--	--	9	9
Isaiah Sategna	--	--	--	1	1	2
Matthew Shipley	0	0	1	1	--	2
Malachi Singleton	--	--	--	--	4	4
Bryce Stephens	--	--	1	0	0	1

### 20+ YARD RUNS

Player	2020	2021	2022	2023	2024	Career
Devin Bale	--	--	--	--	1	1
Rashod Dubinion	--	--	1	0	4	5
Taylen Green	--	--	4	3	7	14
Ja'Quinden Jackson	--	0	5	4	5	14
Braylen Russell	--	--	--	--	2	2
Isaiah Sategna	--	--	--	1	0	1
Malachi Singleton	--	--	--	--	1	1
Bryce Stephens	--	--	1	0	0	1

### 100+ YARDS RUSHING

Player	2020	2021	2022	2023	2024	Career
Rashod Dubinion	--	--	1	0	0	1
Taylen Green	--	--	3	0	0	3
Ja'Quinden Jackson	--	0	2	3	3	8
Braylen Russell	--	--	--	--	1	1

### GAMES WITH A RUSHING TD

Player	2020	2021	2022	2023	2024	Career
Rashod Dubinion	--	--	3	1	2	6
Taylen Green	--	--	7	7	3	17
Rodney Hill	--	--	1	1	2	4
Ja'Quinden Jackson	--	1	6	3	7	17
Tyrell Reed Jr.	--	--	--	--	1	1
Braylen Russell	--	--	--	--	1	1
Malachi Singleton	--	--	--	--	3	3

### GAMES WITH MULTIPLE RUSHING TDS

Player	2020	2021	2022	2023	2024	Career
Rashod Dubinion	--	--	2	0	0	2
Taylen Green	--	--	3	2	2	7
Ja'Quinden Jackson	--	0	2	1	3	6



# GAME 11: LA TECH

## MISC. OFFENSE STATS

### CAREER 100-YARD RUSHING GAMES

#### Ja'Quinden Jackson • R-Sr. • RB (8)

149 - Oklahoma State, 2024  
 147 - UAB, 2024  
 129 - Baylor, 2023  
 117 - USC, 2023  
 117 - Colorado, 2022  
 111 - Arizona State, 2023  
 105 - USC, 2022  
 101 - UAPB, 2024

#### Taylen Green • R-Jr. • RB (3)

121 - North Texas, 2022  
 105 - San Diego State, 2022  
 102 - Oregon State, 2022

#### Rashod Dubinion • Jr. • RB (1)

112 - Kansas, 2022

#### Braylen Russell • Fr. • RB (1)

175 - Mississippi State

### CAREER 100-YARD RECEIVING GAMES

#### Andrew Armstrong • R-Sr. • WR (11)

164 - Oklahoma State, 2024  
 153 - Southeastern La., 2022  
 137 - UAB, 2024  
 135 - Ole Miss, 2024  
 134 - Lincoln (CA), 2022  
 132 - Tennessee, 2024  
 119 - North American, 2022  
 113 - McNeese, 2022  
 104 - Sam Houston, 2022  
 103 - Florida, 2023  
 102 - HCU, 2022

#### Isaac TeSlaa • R-Sr. • WR (10)

193 - Findlay, 2021  
 189 - Walsh, 2022  
 177 - Missouri A&T, 2022  
 166 - Indianapolis, 2021  
 157 - Lake Erie, 2022  
 148 - Ohio Dominican, 2022  
 146 - Michigan Tech, 2022  
 120 - Texas A&M, 2024  
 116 - Ashland, 2022  
 107 - Findlay, 2022

#### Tyrone Broden • R-Sr. • WR (2)

111 - Akron, 2021  
 110 - Buffalo, 2021

#### Luke Hasz • Fr. • TE (1)

116 - LSU, 2023

### CAREER 300-YARD PASSING GAMES

#### Taylen Green • R-Jr. • QB (3)

416 - Oklahoma State, 2024  
 314 - Mississippi State, 2024  
 305 - Colorado State, 2022

## MISC. DEFENSE STATS

### DOUBLE-DIGIT TACKLES

Player	2020	2021	2022	2023	2024	Career
Hudson Clark	1	0	1	0	0	2
Stephen Dix Jr.	0	0	--	1	1	2
Landon Jackson	--	0	0	1	0	1
Jayden Johnson	--	0	0	1	1	2
TJ Metcalf	--	--	--	0	1	1
Doneiko Slaughter	0	0	0	1	1	2
Xavian Sorey Jr.	--	0	0	0	3	3
Anthony Switzer	0	0	--	3	0	3
Larry Worth	--	--	0	1	0	1
Brad Spence	--	--	--	0	1	1

### TEAM LEADER IN TACKLES (Ties included)

Player	2020	2021	2022	2023	2024	Career
Hudson Clark	1	0	1	1	0	3
Nico Davillier	--	--	0	0	1	1
Stephen Dix Jr.	0	0	--	0	2	2
Landon Jackson	--	0	0	1	1	2
Jayden Johnson	--	0	0	2	0	2
Doneiko Slaughter	0	0	0	0	3	3
Xavian Sorey Jr.	--	0	0	0	4	4
Brad Spence	--	--	--	0	1	1

### GAMES WITH A SACK (Half sacks included)

Player	2020	2021	2022	2023	2024	Career
Cam Ball	--	--	1	1	2	4
Hudson Clark	0	0	0	1	0	1
Nico Davillier	--	--	0	1	1	2
Stephen Dix Jr.	0	0	--	2	3	5
Eric Gregory	3	1	2	1	3	10
Landon Jackson	--	0	4	4	5	13
Jayden Johnson	--	0	2	0	1	3
Anton Juncaj	-(3)	--	5	10	0	18
Quincey Rhodes Jr.	--	--	--	0	1	1
Keivie Rose	1	1	2	3	0	7
J. Singletary	--	--	--	1	0	1
Doneiko Slaughter	1	1	0	1	1	4
Bradley Shaw	--	--	--	--	1	1
Xavian Sorey Jr.	--	0	0	1	1	2
Brad Spence	--	--	--	0	3	3
Anthony Switzer	0	0	--	3	0	3
Larry Worth	--	--	0	3	1	4

### MULTIPLE SACKS (1.5 sacks or more)

Player	2020	2021	2022	2023	2024	Career
Eric Gregory	0	0	0	0	1	1
Landon Jackson	--	0	0	1	1	2
Anton Juncaj	-(2)	--	1	3	0	6

## ARKANSAS 20+ YARD PLAYS

Yards	Type	Player(s)	Opponent
75	RUN	Braylen Russell	MSU
*75	PASS	Taylen Green to Isaac TeSlaa	TAMU
58	PASS	Taylen Green to Isaiah Sategna	AUB
53	PR	Isaiah Sategna	UAPB
*46	RUN	Ja'Quinden Jackson	UAPB
45	PASS	Malachi Singleton to Isaac TeSlaa	OM
43	PASS	Taylen Green to Andrew Armstrong	OM
*43	PASS	Taylen Green to Luke Hasz	OSU
42	RUN	Malachi Singleton	OM
36	PASS	Taylen Green to Andrew Armstrong	MSU
*36	RUN	Taylen Green	UAPB
35	PASS	Taylen Green to Andrew Armstrong	OSU
34	PASS	Taylen Green to Isaiah Sategna	UAPB
33	PASS	Taylen Green to Andrew Armstrong	OSU
32	RUN	Taylen Green	MSU
32	PASS	Taylen Green to Isaac TeSlaa	OSU
32	RUN	Taylen Green	UAPB
31	RUN	Taylen Green	OSU
31	PASS	Taylen Green to Isaiah Sategna	OSU
30	PASS	Taylen Green to Luke Hasz	MSU
30	PASS	Taylen Green to Andrew Armstrong	TENN
30	KR	Isaiah Sategna	UAPB
29	PASS	Malachi Singleton to Rodney Hill	OM
29	PASS	Taylen Green to Andrew Armstrong	UAB
29	PASS	Taylen Green to Andrew Armstrong	UAB
28	RUN	Ja'Quinden Jackson	UAB
28	PASS	Taylen Green to Isaiah Sategna	OSU
28	PASS	Malachi Singleton to Isaac TeSlaa	UAPB
*27	PASS	Taylen Green to Jordan Anthony	MSU
27	PASS	Taylen Green to Andrew Armstrong	TAMU
26	PASS	Taylen Green to Isaac TeSlaa	MSU
26	PASS	Taylen Green to Ja'Quinden Jackson	TENN
26	PASS	Taylen Green to Andrew Armstrong	TENN
26	RUN	Ja'Quinden Jackson	OSU
25	PASS	Taylen Green to Isaiah Sategna	TEX
25	PASS	Taylen Green to Andrew Armstrong	TEX
25	PASS	Malachi Singleton to Andrew Armstrong	OM
*25	PASS	Taylen Green to Andrew Armstrong	LSU
25	PASS	Taylen Green to Isaiah Sategna	LSU
25	RUN	Devin Bale	TAMU
25	PASS	Malachi Singleton to Khafre Brown	UAPB
24	PASS	Malachi Singleton to Andrew Armstrong	OM
24	RUN	Braylen Russell	TENN
24	RUN	Taylen Green	TAMU
24	PASS	Taylen Green to Jordan Anthony	UAPB
23	RUN	Rashod Dubinion	OM
23	RUN	Rashod Dubinion	MSU
23	RUN	Rashod Dubinion	MSU
23	PASS	Taylen Green to Rashod Dubinion	MSU
23	PASS	Taylen Green to Isaiah Sategna	TENN
23	INT	TJ Metcalf	UAB
23	RUN	Ja'Quinden Jackson	UAB
23	RUN	Taylen Green	OSU
*23	PASS	Taylen Green to Ty Washington	UAPB
*22	PASS	Malachi Singleton to Luke Hasz	OM
22	RUN	Ja'Quinden Jackson	TENN
22	PASS	Taylen Green to Tyrone Broden	TENN
22	RUN	Taylen Green	AUB
21	RUN	Rashod Dubinion	MSU
21	PASS	Taylen Green to Isaac TeSlaa	TAMU
21	INT	TJ Metcalf	AUB
20	PASS	Taylen Green to Andrew Armstrong	TEX
20	PASS	Taylen Green to Luke Hasz	OM
20	PASS	Taylen Green to Andrew Armstrong	OM
20	PASS	Taylen Green to Tyrone Broden	MSU
20	PASS	Taylen Green to Andrew Armstrong	LSU
20	KR	Monte Harrison	UAB
20	PASS	Taylen Green to Luke Hasz	UAPB

\* touchdown scored on play

# HEAD COACH SAM PITTMAN

- **First Arkansas head coach since Houston Nutt to lead the Razorbacks to three or more SEC wins in first four of five seasons at the helm.**
- **Led Arkansas to eight regular-season wins in 2021, the team's most victories in a regular season since the 2011 campaign.**
- **First Arkansas head coach to lead the Razorbacks to a win in Gainesville.**
- **Led Arkansas to its first home win over a top-five opponent since 1999.**

Sam Pittman enters his fifth season as the head coach of the Arkansas Razorbacks after restoring the pride in the program beginning in his first season in 2020. His fifth season leading the program puts him in elite company among Arkansas head coaches with only six coaches serving in the role longer over the program's 130 seasons.

After inheriting a program that had won eight total games and just one Southeastern Conference game in the previous three seasons, Pittman's Razorbacks have won 28 games since he took over at the helm. Pittman has navigated the Hogs through the pandemic-shortened 2020 season that featured 10 SEC games and led the program to consecutive winning seasons and back-to-back bowl victories in 2021 and 2022.

Pittman is among an elite group of Arkansas coaches, including Lou Holtz, Ken Hatfield and Houston Nutt, to have led the Razorbacks to bowl eligibility in each of their first three seasons (2020-22) at the helm. In 2020, Pittman's Razorbacks were headed to the Texas Bowl before the game was canceled due to COVID-19 issues within TCU's program.

In 2021 under Pittman, the Hogs went 9-4 and won four trophies for the first time in school history, capturing the Southwest Classic (Texas A&M), the Battle of the Golden Boot (LSU), the Battle Line Rivalry (Missouri) and the Outback Bowl (Penn State). Arkansas capped the campaign with a win over Penn State in the Outback Bowl, the program's first bowl win since a Liberty Bowl victory in 2016 as well as the program's first January bowl win since 2012.

The 2022 season ended in Memphis, Tenn., with a thrilling triple overtime 55-53 win over Kansas in the Liberty Bowl to clinch Pittman's second bowl game victory and give the Razorbacks seven wins. The Liberty Bowl victory was emblematic of the Razorbacks' entire season, which saw numerous key players miss time with injuries.

The Oklahoma native has coached at seven different Power 5 schools during his 33 years of collegiate coaching, including Oklahoma, Missouri, Kansas, North Carolina and Tennessee. Widely regarded as one of the nation's best offensive line coaches, Pittman has coached 34 players that have been selected in the NFL Draft during his career, including first-rounders Treyton Burks (18th in 2022), Andrew Thomas (4th in 2020), Isaiah Wilson (29th in 2020), Frank Ragnow (20th in 2018), Isaiah Wynn (23rd overall in 2018), Ja'Wuan James (19th overall in 2014) and Jonathan Cooper (7th overall in 2013). Overall, Pittman has coached seven offensive linemen that were selected in the first round of the NFL Draft.

An original member of Bret Bielema's staff at Arkansas in 2013, Pittman helped build the Razorbacks' offensive line into one of the best in the league. He quickly made an impact, helping Travis Swanson earn first-team All-America honors and finish as a Rimington Trophy finalist in 2013. His first two offensive lines at Arkansas led the SEC in sacks allowed per game, and his offensive line in 2014 paved the way for two 1,000-yard rushers in Jonathan Williams and Alex Collins. That offensive line also averaged 328.4 pounds per player as the largest offensive line in both the FBS and NFL that season.

Pittman's coaching career began in 1987 at Princeton High School. He coached at Hutchinson Community College for three seasons, including the final two as the head coach, before getting his first FBS coaching opportunity at Northern Illinois in 1994. He later returned to NIU to help the Huskies to a pair of division championships and two bowl games. Pittman got his first experience in the SEC in 2012 when he joined the coaching staff at Tennessee.

Pittman played defensive end at Pittsburg State, where he was a first-team NAIA All-American and twice earned all-conference recognition. He graduated with a bachelor's degree in 1986 and was inducted into the PSU Athletics Hall of Fame in 1998. He and his wife Jamie reside in Fayetteville. *Pittman's full bio can be found on [ArkansasRazorbacks.com](http://ArkansasRazorbacks.com)*



## COACHING HISTORY

<b>2020-pres.</b>	<b>Arkansas</b> Head Coach
<b>2019</b>	<b>Georgia</b> Associate Head Coach/OL
<b>2016-18</b>	<b>Georgia</b> Offensive Line
<b>2013-15</b>	<b>Arkansas</b> Asst. HC/OL/Recruiting Coord.
<b>2012</b>	<b>Tennessee</b> Offensive Line
<b>2011</b>	<b>North Carolina</b> Associate Head Coach/OL
<b>2007-10</b>	<b>North Carolina</b> Offensive Line
<b>2004-06</b>	<b>Northern Illinois</b> Assistant Head Coach/OL
<b>2003</b>	<b>Northern Illinois</b> Offensive Line
<b>2001</b>	<b>Kansas</b> Offensive Line
<b>2000</b>	<b>Missouri</b> Offensive Line
<b>1999</b>	<b>Western Michigan</b> Assistant Coach
<b>1997-98</b>	<b>Oklahoma</b> Offensive Line
<b>1996</b>	<b>Cincinnati</b> Offensive Tackles/Tight Ends
<b>1994-95</b>	<b>Northern Illinois</b> Offensive Line
<b>1992-93</b>	<b>Hutchinson (Kan.) CC</b> Head Coach
<b>1991</b>	<b>Hutchinson (Kan.) CC</b> Offensive Line
<b>1989-90</b>	<b>Trenton (Mo.) HS</b> Head Coach
<b>1987-88</b>	<b>Princeton (Mo.) HS</b> Head Coach



# GAME 11: LA TECH

## GAME-BY-GAME BREAKDOWN

GAME	FINAL SCORE	SCORE BY QUARTER					FIRST DOWNS				RUSHING			PASSING			OFFENSE		PUNTING	FUMBLES	PENALTY	THIRD	TOTAL
		1	2	3	4	OT	RU	PA	PN	TOT	ATT	YDS	TD	C-A-I	YDS	TD	ATT	YDS	NO-NET	AVG	NO-LOST	NO-YDS	DOWN
UAPB	0	0	0	0	0	3	6	1	10	23	7	0	11-23-0	123	0	46	130	9-292-32.4	0-0	5-35	1/10	22:45	
Arkansas	70	28	21	7	14	12	22	0	34	33	279	8	28-37-0	408	2	70	687	0-0-0.0	2-0	6-48	9/9	27:15	
Oklahoma St.	39	0	7	6	18	8	2	15	4	21	26	59	2	27-48-1	326	1	74	385	5-208-41.6	0-0	6-60	5/16	23:46
Arkansas	31	14	7	0	10	0	15	18	0	33	47	232	3	26-46-1	416	1	93	648	3-137-45.7	4-2	7-71	11/19	36:14
UAB	27	10	10	0	7	5	14	3	22	35	119	0	23-32-1	235	3	67	354	3-117-39.0	1-0	10-109	5/15	32:39	
Arkansas	37	3	17	7	10	18	6	5	29	38	266	4	11-26-1	161	0	64	427	0-0-0.0	1-0	6-65	7/12	27:21	
Auburn	14	0	0	7	7	5	12	0	17	26	146	0	20-35-4	285	2	61	431	3-132-44.0	1-1	5-45	5/11	23:24	
Arkansas	24	0	7	7	10	14	5	2	21	55	183	2	12-28-2	151	1	83	334	3-149-49.7	1-0	4-20	9/19	36:36	
Texas A&M	21	7	7	0	7	8	6	3	17	38	134	1	11-22-0	163	2	60	297	9-388-43.1	0-0	7-63	4-13	29:21	
Arkansas	17	14	0	0	3	8	11	3	22	30	100	1	23-41-1	279	1	71	379	6-263-43.8	4-2	10-75	5-15	30:39	
Tennessee	14	0	0	14	0	6	8	2	16	36	174	2	17-29-0	158	0	65	332	7-299-42.7	1-0	10-60	7-16	24:31	
Arkansas	19	3	0	7	9	8	14	1	23	44	137	2	21-30-0	297	0	74	434	3-172-57.3	2-0	6-45	6-15	35:28	
LSU	34	10	6	8	10	6	14	5	25	37	158	3	24-35-0	235	0	72	393	1-34-34.0	0-0	11-80	8-15	38:53	
Arkansas	10	0	7	3	0	3	12	0	15	19	38	0	21-31-1	239	1	50	277	3-152-50.7	2-2	7-78	4-9	21:07	
Miss. State	25	7	3	15	0	9	12	3	24	37	162	1	22-31-2	309	2	73	471	0-0-0.0	3-3	4-48	5-13	28:45	
Arkansas	58	17	14	10	17	13	15	2	30	37	359	2	23-29-1	314	5	66	673	1-53-53.0	3-0	7-70	0-7	31:15	
Ole Miss	63	7	28	21	7	8	18	4	30	42	132	1	28-34-0	562	7	76	694	2-86-43.0	1-0	9-90	6-12	31:26	
Arkansas	31	3	7	14	7	9	13	2	24	37	127	3	21-28-0	365	1	65	492	4-179-44.8	3-2	10-95	5-12	28:34	
Texas	20	7	3	3	7	9	10	1	20	41	139	0	20-32-0	176	2	73	315	6-239-39.8	1-0	2-15	4-15	30:59	
Arkansas	10	0	0	7	3	10	5	0	15	34	82	1	17-25-1	149	0	59	231	6-230-38.3	1-1	2-15	5-12	29:01	

LA Tech  
Arkansas  
Missouri  
Arkansas

### AP POLL

As of Nov. 17, 2024

Rank	Team	Record	Points	Previous
1	Oregon (62)	11-0	1,550	1
2	Ohio State	9-1	1,485	2
3	Texas	9-1	1,413	3
4	Penn State	9-1	1,319	4
5	Indiana	10-0	1,310	5
6	Notre Dame	9-1	1,191	8
7	Alabama	8-2	1,130	9
8	Georgia	8-2	1,113	11
9	Ole Miss	8-2	1,083	10
10	Tennessee	8-2	953	6
11	Miami	9-1	945	12
12	Boise State	9-1	880	13
13	SMU	9-1	810	14
14	BYU	9-1	785	7
15	Texas A&M	8-2	687	15
16	Colorado	8-2	583	18
17	Clemson	8-2	559	17
18	Army	9-0	555	16
19	South Carolina	7-3	444	23
20	Tulane	9-2	323	25
21	Arizona State	8-2	322	14
22	Iowa State	8-2	256	NR
23	UNLV	8-2	125	NR
24	Illinois	7-3	74	NR
25	Washington State	8-2	61	19

Others receiving votes: Missouri 56, Memphis 38, Kansas St. 36, Syracuse 21, Louisville 15, Pittsburgh 6, LSU 6, Louisiana-Lafayette 5, Vanderbilt 4, Colorado St. 2, Duke 2, James Madison 2, Georgia Tech 1.

### USA TODAY COACHES POLL

As of Nov. 17, 2024

Rank	Team	Record	Points	Previous
1	Oregon (55)	11-0	1,375	1
2	Ohio State	9-1	1,316	2
3	Texas	9-1	1,263	3
4	Penn State	9-1	1,158	5
5	Indiana	10-0	1,109	6
6	Notre Dame	9-1	1,096	7
7	Alabama	8-2	996	9
8	Georgia	8-2	993	10
9	Ole Miss	8-2	984	11
10	Miami	9-1	847	12
11	Tennessee	8-2	823	4
12	SMU	9-1	744	13
13	Boise State	9-1	714	13
14	Texas A&M	8-2	646	15
15	BYU	9-2	633	8
16	Clemson	8-2	569	16
17	Army	9-0	509	17
18	Colorado	8-2	464	20
19	South Carolina	7-3	379	23
20	Tulane	9-2	280	NR
21	Iowa State	8-2	268	25
22	Arizona State	8-3	251	NR
23	UNLV	8-2	93	NR
24	Memphis	9-2	77	NR
25	Kansas State	7-3	67	19

Others receiving votes: Washington State 65; Illinois 56; Missouri 44; Syracuse 18; James Madison 11; Duke 9; Pittsburgh 7; Louisiana 5; Louisville 2; Vanderbilt 1; Sam Houston 1; LSU 1; Colorado State 1.

## GAME-BY-GAME LEADERS

Opponent	Rushes	Rush Yards	Catches	Receiving Yards	Tackles	Tackles For Loss	Sacks
UAPB	8, Ja'Quinden Jackson	101, Ja'Quinden Jackson	3, Four Tied	53, Isaac TeSlaa	5, Nico Davillier	1.5, Two Tied	1.0, Two Tied
at Oklahoma St.	24, Ja'Quinden Jackson	149, Ja'Quinden Jackson	10, Andrew Armstrong	164, Andrew Armstrong	13, Xavier Sorey Jr.	2.0, Xavier Sorey Jr.	0.0, N/A
UAB	17, Taylen Green	147, Ja'Quinden Jackson	8, Andrew Armstrong	137, Andrew Armstrong	10, Two Tied	1.0, Two Tied	1.0, Brad Spence
at Auburn	24, Ja'Quinden Jackson	80, Taylen Green	5, Andrew Armstrong	85, Isaiah Sategna	7, Doneiko Slaughter	2.0 Doneiko Slaughter	1.0, Two Tied
vs. Texas A&M	13, Taylen Green	37, Ja'Quinden Jackson	6, Two Tied	120, Isaac TeSlaa	8, Landon Jackson	3.0, Landon Jackson	2.0, Landon Jackson
Tennessee	20, Ja'Quinden Jackson	62, Braylen Russell	9, Andrew Armstrong	132, Andrew Armstrong	8, Two Tied	1.5, Eric Gregory	1.5, Eric Gregory
LSU	6, Taylen Green	26, Ja'Quinden Jackson	7, Andrew Armstrong	94, Andrew Armstrong	10, Doneiko Slaughter	1.0, Cameron Ball	0.0, N/A
at Mississippi State	16, Braylen Russell	175, Braylen Russell	4, Two Tied	76, Andrew Armstrong	11, Two Tied	1.5, Brad Spence	1.0, Two Tied
Ole Miss	12, Rashod Dubinion	49, Rashod Dubinion	8, Andrew Armstrong	135, Andrew Armstrong	13, Xavian Sorey Jr.	2.0, Xavian Sorey Jr.	1.0, Landon Jackson
Texas	11, Ja'Quinden Jackson	56, Ja'Quinden Jackson	6, Andrew Armstrong	74, Andrew Armstrong	9, Stephen Dix Jr.	2.0, Xavian Sorey Jr.	1.0, Two Tied

LA Tech  
at Missouri

OFFENSE

<b>WR-X</b>	<b>2</b>	<b>Andrew Armstrong</b>	<b>*R-Sr. // 6-4 // 202</b>
	82	Monte Harrison	Fr. // 6-3 // 230
<b>WR-W</b>	<b>6</b>	<b>Isaiah Sategna</b>	<b>R-So. // 5-11 // 185</b>
	4	Isaac TeSlaa	*Sr. // 6-4 // 217
<b>LT</b>	<b>55</b>	<b>Fernando Carmona Jr.</b>	<b>R-Jr. // 6-5 // 322</b>
	76	E'Marion Harris	R-So. // 6-7 // 300
<b>LG</b>	<b>54</b>	<b>Keyshawn Blackstock</b>	<b>R-Jr. // 6-5 // 319</b>
<b>-OR-</b>	<b>75</b>	<b>Patrick Kutas</b>	<b>Jr. // 6-5 // 313</b>
	73	Brooks Edmonson	R-So. // 6-4 // 313
<b>C</b>	<b>63</b>	<b>Addison Nichols</b>	<b>R-So. // 6-5 // 329</b>
	56	Amaury Wiggins	R-Jr. // 6-3 // 306
<b>RG</b>	<b>72</b>	<b>Joshua Braun</b>	<b>R-Sr. // 6-6 // 338</b>
	53	Ty'Kieast Crawford	*Sr. // 6-5 // 324
<b>RT</b>	<b>76</b>	<b>E'Marion Harris</b>	<b>R-So. // 6-7 // 300</b>
	78	Joe More	*R-Sr. // 6-5 // 311
<b>QB</b>	<b>10</b>	<b>Taylen Green</b>	<b>R-Jr. // 6-6 // 230</b>
	3	Malachi Singleton	R-Fr. // 6-1 // 225
	15	KJ Jackson	Fr. // 6-4 // 219
	16	Blake Boda	R-Fr. // 6-4 // 216
<b>RB</b>	<b>22</b>	<b>Ja'Quinden Jackson</b>	<b>R-Sr. // 6-2 // 233</b>
	7	Rashod Dubinion	Jr. // 5-10 // 201
	20	Rodney Hill	R-So. // 5-10 // 186
	0	Braylen Russell	Fr. // 6-1 // 253
	29	Tyrell Reed	So. // 5-10 // 211
<b>TE</b>	<b>9</b>	<b>Luke Hasz</b>	<b>So. // 6-3 // 241</b>
	81	Andreas Paaske	Sr. // 6-6 // 265
<b>WR-Z</b>	<b>5</b>	<b>Tyrone Broden</b>	<b>*R-Sr. // 6-7 // 200</b>
	11	Jordan Anthony	R-So. // 5-10 // 162
<b>-OR-</b>	17	CJ Brown	Fr. // 6-1 // 193
	88	Davion Dozier	R-Fr. // 6-4 // 204

DEFENSE

<b>DE</b>	<b>40</b>	<b>Landon Jackson</b>	<b>Sr. // 6-7 // 280</b>
	97	Quincy Rhodes Jr.	So. // 6-6 // 280
<b>DT</b>	<b>5</b>	<b>Cam Ball</b>	<b>R-Jr. // 6-5 // 324</b>
	93	Keivie Rose	*R-Sr. // 6-3 // 314
	98	Danny Saili	Jr. // 6-3 // 375
<b>DT</b>	<b>50</b>	<b>Eric Gregory</b>	<b>*R-Sr. // 6-4 // 320</b>
	95	Ian Geffrard	R-Fr. // 6-5 // 388
<b>DE</b>	<b>0</b>	<b>Nico Davillier</b>	<b>Jr. // 6-4 // 271</b>
<b>-OR-</b>	<b>4</b>	<b>Anton Juncaj</b>	<b>*Sr. // 6-3 // 272</b>
<b>LB</b>	<b>14</b>	<b>Stephen Dix Jr.</b>	<b>R-Sr. // 6-1 // 234</b>
<b>-OR-</b>	<b>22</b>	<b>Brad Spence</b>	<b>So. // 6-2 // 238</b>
	20	Alex Sanford	So. // 6-1 // 225
<b>LB</b>	<b>10</b>	<b>Xavian Sorey Jr.</b>	<b>R-Jr. // 6-3 // 225</b>
	25	Anthony Switzer	*R-Sr. // 6-0 // 220
<b>-OR-</b>	7	Bradley Shaw	Fr. // 6-1 // 235
<b>CB</b>	<b>1</b>	<b>Kee'yon Stewart</b>	<b>*R-Sr. // 6-0 // 184</b>
	13	Marquise Robinson	Sr. // 6-1 // 192
<b>S</b>	<b>18</b>	<b>TJ Metcalf</b>	<b>So. // 6-1 // 200</b>
<b>-OR-</b>	<b>16</b>	<b>Miguel Mitchell</b>	<b>Jr. // 6-1 // 222</b>
	27	Ahkhari Johnson	Fr. // 5-11 // 186
<b>S</b>	<b>8</b>	<b>Jayden Johnson</b>	<b>Sr. // 6-2 // 205</b>
<b>-OR-</b>	<b>30</b>	<b>Larry Worth III</b>	<b>Jr. // 6-4 // 224</b>
<b>CB</b>	<b>17</b>	<b>Hudson Clark</b>	<b>*R-Sr. // 6-2 // 191</b>
	15	Jaheim Singletary	R-So. // 6-2 // 187
	2	Selman Bridges	Fr. // 6-2 // 175
<b>NB</b>	<b>3</b>	<b>Doneiko Slaughter</b>	<b>*Sr. // 6-0 // 190</b>
	24	Tevis Metcalf	Fr. // 5-10 // 192

SPECIAL TEAMS

<b>K</b>	<b>36</b>	<b>Matthew Shipley</b>	<b>*Sr. // 6-1 // 198</b>	<b>H</b>	<b>37</b>	<b>Devin Bale</b>	<b>R-Jr. // 6-3 // 204</b>
	46	Charlie Von Der Meden	Fr. // 6-0 // 180		95	Sam Dubwig	Fr. // 6-3 // 231
<b>P</b>	<b>37</b>	<b>Devin Bale</b>	<b>R-Jr. // 6-3 // 204</b>	<b>KR</b>	<b>6</b>	<b>Isaiah Sategna</b>	<b>R-So. // 5-11 // 185</b>
	95	Sam Dubwig	Fr. // 6-3 // 231		11	Jordan Anthony	R-So. // 5-10 // 162
<b>KO</b>	<b>37</b>	<b>Devin Bale</b>	<b>R-Jr. // 6-3 // 204</b>	<b>PR</b>	<b>6</b>	<b>Isaiah Sategna</b>	<b>R-So. // 5-11 // 185</b>
<b>LS</b>	<b>30</b>	<b>Ashton Ngo</b>	<b>R-Jr. // 5-11 // 237</b>		14	Bryce Stephens	R-Jr. // 6-0 // 189
	45	Max Schmidly	R-Fr. // 6-3 // 211				



# GAME 11: LA TECH

## GAME-BY-GAME OFFENSIVE STARTERS

Opponent	LT	LG	C	RG	RT	TE	TE/WR/RB	QB	RB	WR	WR
UAPB	Carmona	Harris	Nichols	Braun	Blackstock	Hasz	TeSlaa	Green	J. Jackson	Sategna	Broden
at Oklahoma State	Carmona	Harris	Nichols	Braun	Blackstock	Hasz	Armstrong	Green	J. Jackson	Sategna	Broden
UAB	Carmona	Harris	Nichols	Braun	Blackstock	Hasz	Armstrong	Green	J. Jackson	Sategna	Broden
at Auburn	Carmona	Harris	Nichols	Braun	Blackstock	Hasz	Armstrong	Green	J. Jackson	Sategna	Broden
vs. Texas	Carmona	Harris	Nichols	Braun	Blackstock	Hasz	Washington	Green	J. Jackson	Armstrong	Broden
Tennessee	Carmona	Harris	Nichols	Braun	Blackstock	Russell (RB)	Armstrong	Green	J. Jackson	Sategna	Broden
LSU	Carmona	Blackstock	Nichols	Braun	Harris	Hasz	Armstrong	Green	J. Jackson	Sategna	Broden
at Mississippi State	Carmona	Kutas	Nichols	Braun	Harris	Hasz	Paaske (TE)	Green	Russell	Armstrong	Broden
Ole Miss	Carmona	Kutas	Nichols	Braun	Harris	Anthony (WR)	Armstrong	Green	Dubinion	Sategna	TeSlaa
Texas	Carmona	Kutas	Nichols	Braun	Harris	Hasz	Armstrong	Green	Dubinion	Sategna	Broden

Louisiana Tech

at Missouri

## GAME-BY-GAME DEFENSIVE STARTERS

Opponent	DE	DT	DT	DE	LB	LB	CB	S	S	CB	NB	DIME
UAPB	L. Jackson	Ball	Gregory	Davillier	Sorey Jr.	Spence	Robinson	TJ Metcalf	J. Johnson	Braxton	Slaughter	--
at Oklahoma State	L. Jackson	Ball	Gregory	Davillier	Sorey Jr.	Spence	Singletary	TJ Metcalf	J. Johnson	Braxton	Slaughter	--
UAB	L. Jackson	Ball	Gregory	Davillier	Sorey Jr.	Spence	Singletary	TJ Metcalf	J. Johnson	Robinson	Slaughter	--
at Auburn	L. Jackson	Ball	Gregory	Davillier	Sorey Jr.	Dix Jr.	Singletary	TJ Metcalf	J. Johnson	Robinson	Slaughter	--
vs. Texas A&M	L. Jackson	Ball	Gregory	Davillier	Sorey Jr.	Dix Jr.	Stewart	TJ Metcalf	J. Johnson	Robinson	Slaughter	--
Tennessee	L. Jackson	Ball	--	Gregory	Sorey Jr.	Dix Jr.	Singletary	TJ Metcalf	J. Johnson	Robinson	Slaughter	Worth
LSU	L. Jackson	Ball	Gregory	Davillier	Sorey Jr.	Dix Jr.	Singletary	TJ Metcalf	J. Johnson	Robinson	Slaughter	--
at Mississippi State	L. Jackson	Ball	Gregory	Juncaj	Sorey Jr.	Dix Jr.	Clark	TJ Metcalf	J. Johnson	Robinson	Slaughter	--
Ole Miss	L. Jackson	Ball	Gregory	Juncaj	Sorey Jr.	Dix Jr.	Singletary	TJ Metcalf	J. Johnson	Robinson	Slaughter	--
Texas	L. Jackson	Ball	--	Gregory	Sorey Jr.	Dix Jr.	Clark	Mitchell	J. Johnson	Stewart	Slaughter	Worth

Louisiana Tech

at Missouri

## CAREER STARTS

OFFENSE	2024	2023	2022	2021	2020	2019	TOT	CONS	DEFENSE	2024	2023	2022	2021	2020	2019	TOT	CONS
Isaac TeSlaa, WR, *Sr.	2	12	11	11	2	-	38	-	Eric Gregory, DL, *R-Sr.	10	12	10	3	7	-	42	22
Joe More, OL, *R-Sr.	-	0	11	11	4	10	36	-	Keivie Rose, DL, *R-Sr.	-	2	12	12	8	0 (1)	34	-
Tyrone Broden, WR, *R-Sr.	9	4	7	9	5	0	34	1	Hudson Clark, DB, *R-Sr.	2	10	10	4	7	-	33	1
Andrew Armstrong, WR, *R-Sr.	9	12	10	3	-	-	34	9	Jayden Johnson, DB, Sr.	10	12	7	3	-	-	32	24
Fernando Carmona, OL, R-Jr.	10	12	12	0	-	-	34	34	Anton Juncaj, DL, *Sr.	2	15	7	-	-	7	31	-
Taylen Green, QB, R-Jr.	10	12	10	0	-	-	32	10	Marquise Robinson, DB, Sr.	8	12	9	-	-	-	29	-
Joshua Braun, OL, R-Sr.	10	12	0	7	0	-	29	22	Landon Jackson, DL, Sr.	10	12	7	0	-	-	29	23
Ja'Quindon Jackson, RB, R-Sr.	7	11	0	0	-	-	18	-	Anthony Switzer, DB, *R-Sr.	-	12	-	7	6	2	27	-
Luke Hasz, TE, So.	8	5	-	-	-	-	13	1	Doneiko Slaughter, DB, *Sr.	10	7	7	0	1	-	25	10
Patrick Kutas, OL, Jr.	3	9	0	-	-	-	12	3	Stephen Dix, LB, R-Sr.	7	7	-	0	5	0	19	7
E'Marion Harris, OL, R-So.	10	0	-	-	-	-	10	10	Cam Ball, DL, R-Jr.	10	6	1	-	-	-	17	14
Addison Nichols, OL, R-So.	10	0	-	-	-	-	10	10	Xavian Sorey Jr., LB, R-Jr.	10	2	0	0	-	-	12	10
Isaiah Sategna, WR, R-So.	8	1	-	-	-	-	9	2	Jaheim Singletary, DB, R-So.	6	4	0	-	-	-	10	-
Ty'Kieast Crawford, OL, *Sr.	-	4	2	0	3	-	9	-	Miguel Mitchell, DB, Jr.	1	8	1	-	-	-	10	1
Keyshawn Blackstock, OL, R-Jr.	7	0	0	-	-	-	7	-	TJ Metcalf, DB, So.	9	0	-	-	-	-	9	-
Rashod Dubinion, RB, Jr.	2	2	1	-	-	-	5	1	Jaylon Braxton, DB, So.	2	6	-	-	-	-	8	-
Andreas Paaske, TE, Sr.	1	3	0	-	-	-	4	-	Larry Worth, LB, Jr.	2	5	0	-	-	-	7	1
Braylen Russell, RB, Fr.	2	-	-	-	-	-	2	-	Nico Davillier, DL, Jr.	6	0	0	-	-	-	6	-
Jordan Anthony, WR, R-So.	1	0	-	-	-	-	1	-	Kee'yon Stewart, DB, *R-Sr.	2	2	0	1	1	0	6	1
									Brad Spence, LB, So.	3	1	-	-	-	-	4	-

# GAME 11: LA TECH

## EXPERIENCE ANALYSIS

The chart to the right shows Arkansas' offensive and defensive starting lineups since 2008 with numbers representing total starts by classes and percentages of total starts for the entire season.

Season	G	SR	JR	SO	FR	UpperCI%
2024	10 (5-5)	99 (45.0%)	61 (27.7%)	58 (26.4%)	2 (0.1%)	150 (68.2%)
2023	12 (4-8)	134 (50.8%)	67 (25.4%)	34 (12.9%)	29 (11.0%)	201 (76.1%)
2022	13 (7-6)	122 (42.7%)	117 (40.9%)	38 (13.3%)	9 (3.1%)	239 (83.6%)
2021	13 (9-4)	159 (55.6%)	58 (20.3%)	66 (23.1%)	3 (0.1%)	217 (75.9%)
2020	10 (3-7)	70 (31.8%)	50 (22.7%)	45 (20.5%)	55 (25.0%)	120 (54.6%)
2019	12 (2-10)	77 (29.2%)	55 (20.8%)	73 (27.7%)	59 (22.4%)	132 (50.0%)
2018	12 (2-10)	103 (39.2%)	86 (32.7%)	44 (16.7%)	30 (11.4%)	189 (71.2%)
2017	12 (4-8)	66 (25.0%)	108 (40.1%)	65 (24.6%)	25 (9.5%)	174 (65.9%)
2016	13 (7-6)	114 (39.9%)	82 (28.7%)	70 (24.5%)	20 (6.9%)	196 (68.5%)
2015	13 (8-5)	67 (23.4%)	143 (50.0%)	58 (20.3%)	18 (6.3%)	210 (73.4%)
2014	13 (7-6)	92 (32.2%)	72 (25.2%)	89 (31.1%)	33 (11.5%)	164 (57.3%)
2013	12 (3-9)	107 (40.5%)	59 (22.3%)	57 (21.6%)	41 (15.5%)	166 (66.7%)
2012	12 (4-8)	99 (37.5%)	87 (33.0%)	31 (11.7%)	46 (17.4%)	186 (70.5%)
2011	13 (11-2)	110 (38.5%)	97 (33.9%)	65 (22.7%)	14 (4.9%)	207 (72.4%)
2010	13 (10-3)	102 (35.7%)	107 (37.4%)	44 (15.4%)	33 (11.5%)	209 (73.1%)
2009	13 (8-5)	74 (25.9%)	83 (29.0%)	115 (40.2%)	14 (4.9%)	157 (54.9%)
2008	12 (5-7)	58 (22.0%)	64 (24.2%)	65 (24.6%)	77 (29.2%)	112 (46.2%)

## 2024 GAME-BY-GAME OFFENSIVE LINE SNAPS

Player	Total	UAPB	OKST	UAB	AUB	TAMU	TENN	LSU	MSU	OM	TEX	LT	MIZ
E'Marion Harris	698	61	93	68	86	73	76	51	62	68	60		
Fernando Carmona	686	49	93	68	86	73	76	51	62	68	60		
Josh Braun	686	49	93	68	86	73	76	51	62	68	60		
Addison Nichols	621	49	93	3	86	73	76	51	62	68	60		
Keyshawn Blackstock	527	49	93	68	86	73	76	51	16	3	12		
Patrick Kutas	159	--	--	--	--	--	--	--	46	65	48		
Amaury Wiggins	94	22	--	65	--	0	--	--	7	--	--		
Josh Street	44	22	0	3	3	0	9	0	7	0	0		
Brooks Edmonson	29	22	0	0	0	0	0	0	7	0	0		
Joe More	29	22	0	0	0	0	0	0	7	0	0		
Ty'Kieast Crawford	10	10	--	--	--	--	--	--	--	--	--		
Kobe Branham	9	--	--	--	--	--	--	--	8	--	1		

according to Pro Football Focus

## NEED TO KNOW INFO

Opponent	Captains	Length	Coin Toss	Kick/Receive	Helmet/Jersey/Pants	Attendance	1st Poss.	Opp. 1st Poss.	Result
UAPB	Davillier, Gregory, Harris, Sategna	3:06	ARK	REC	Cardinal/Cardinal/White	40,127	TD	PUNT	W, 70-0
at Oklahoma St.	Braun, Hasz, J. Johnson, Sorey	3:58	ARK	KICK	Cardinal/White/White	52,202	PUNT	DOWNS	L, 39-31 20T
UAB	Bale, Metcalf, Singletary, TeSlaa	3:30	UAB	KICK	Cardinal/Cardinal/White	75,021	INT	FG	W, 37-27
at Auburn	Ball, Blackstock, Dix Jr., Street	3:28	AUB	REC	Cardinal/White/White	88,043	FGA	INT	W, 24-14
vs. Texas A&M	Armstrong, J. Jackson, Juncaj, Spence	3:21	TAMU	REC	Cardinal/White/White	60,928	TD	PUNT	L, 21-17
Tennessee	Nichols, Ramsey, Slaughter, Switzer	3:45	TENN	REC	Cardinal/Cardinal/White	75,573	FG	PUNT	W, 19-14
LSU	L. Jackson, Ngo, Paaske, Worth	3:18	ARK	KICK	Cardinal/Cardinal/Cardinal	75,893	FGA	TD	L, 34-10
at Miss. State	Both, Broden, Lassiter, Robinson	3:21	MSU	REC	Cardinal/White/White	49,303	TD	FUM	W, 58-25
Ole Miss	Anthony, Kutas, Rhodes, Sanford	3:32	ARK	REC	Cardinal/Cardinal/White	72,894	PUNT	DOWNS	L, 63-31
Texas	Carmona, Clark, Green, L. Jackson	3:04	TEX	KICK	Cardinal/Cardinal/White	74,929	PUNT	PUNT	L, 20-10
Louisiana Tech									
at Missouri									



## THE LAST TIME ARKANSAS . . .

### RUSHING

Had 500+ yards rushing	vs. South Carolina, 2007 (542)
Had 400+ yards rushing	at Texas Tech, 2014 (438)
Had 400+ yards rushing in consecutive games	at Texas Tech, 2014 (438)
	vs. Nicholls, 2014 (495)
Had 300+ yards rushing	at Mississippi State, 2024 (359)
Had 300+ yards rushing in consecutive games	at Texas Tech, 2014 (438)
	vs. Nicholls, 2014 (495)
Had 300+ yards rushing in three consecutive games	at Alabama, 2007 (301)
	vs. Kentucky, 2007 (338)
	vs. North Texas, 2007 (446)
Had 300+ yards rushing in four consecutive games	vs. Troy, 2007 (350)
	at Alabama, 2007 (301)
	vs. Kentucky, 2007 (338)
	vs. North Texas, 2007 (446)
Had 250+ yards rushing	vs. UAB, 2024 (266)
Had 200+ yards rushing	at Oklahoma State, 2024 (232)
Had 200+ yards in consecutive games	at Oklahoma State, (232), vs. UAB (266) 2024
Had 70+ rushing attempts	at Kentucky, 2003 (71)
Had 60+ rushing attempts	at Texas Tech, 2014 (68)
Had 50+ rushing attempts	at Auburn, 2024 (55)
Had 7+ rushing TDs	vs. Arkansas-Pine Bluff, 2024 (8)
Had 6+ rushing TDs	vs. UT Martin, 2015 (6)
Had 6+ rushing TDs in consecutive games	vs. Nicholls, 2014 (6)
	at Texas Tech, 2014 (7)
Had 5+ rushing TDs	vs. Kansas, 2022 (5)
Had 5+ rushing TDs in consecutive games	vs. Nicholls, 2014 (6)
	at Texas Tech, 2014 (7)
Had 4+ rushing TDs	vs. Rice, 2021 (4) and vs. Texas, 2021 (4)
Had 4+ rushing TDs in consecutive games	vs. Ole Miss, 2024 (3)
Had 3+ rushing TDs	vs. Ole Miss, 2024 (3)
Had 3+ rushing TDs in consecutive games	at Oklahoma State 2024 (3), vs. Arkansas-Pine Bluff, 2024 (8)
Had 3+ rushing TDs in three straight games	vs. Arkansas Pine Bluff, 2024 (4)
	at Oklahoma State, 2024 (3)
	vs. UAB, 2024 (4)
Had 2+ players with 100 yards rushing	vs. Kansas, 2022 (Jefferson - 130, Dubinion - 112)
Had 3+ players with 100 yards rushing	vs. North Texas, 2007 (McFadden - 138, Jones - 132, Barnett - 105)

### PASSING

Had 500+ yards passing	vs. Texas A&M, 2011 (510)
Had 400+ yards passing	at Oklahoma State, 2024 (416)
Had 300+ yards passing	Ole Miss, 2024 (365)
Had 200+ yards passing	vs. Tennessee, 2024 (297)
Had 50+ pass attempts	vs. San Jose State, 2019 (50)
Had 40+ pass attempts	vs. Texas A&M, 2024 (41)
Had 30+ pass attempts	at Mississippi State, 2024 (30)
Had 30+ pass completions	vs. Mississippi State, 2015 (30)
Had 25+ pass completions	at Oklahoma State, 2024 (26)
Had 20+ pass completions	vs. Ole Miss, 2024 (21)
Had fewer than 10 pass completions	vs. Texas A&M, 2021 (9)
Had 7+ passing TDs	vs. Mississippi State, 2015 (7)
Had 6+ passing TDs	vs. Mississippi State, 2015 (7)
Had 5+ passing TDs	at Mississippi State, 2024 (5)
Had 4+ passing TDs	vs. Western Carolina, 2023 (4)
Had 3+ passing TDs	vs. FIU, 2023 (3)
Had 5+ passes intercepted	vs. San Jose State, 2019 (5)
Had 4+ passes intercepted	vs. San Jose State, 2019 (5)
Had 3+ passes intercepted	vs. Georgia, 2020 (3)

### RECEIVING

Had two players with 100 yards receiving	at Ole Miss, 2015 (Morgan - 122, Reed - 105)
Had 10+ different receivers catch a pass	vs. Arkansas-Pine Bluff, 2024 (14)
Had 9+ different receivers catch a pass	at Mississippi State, 2024 (9)
Had 8+ different receivers catch a pass	vs. Texas, 2024 (8)
Had multiple players catch 7+ passes in a game	vs. Mississippi State, 2015 (2) (Morgan - 7 & Henry - 7)

### COMBINATION OFFENSE

Had one 300-yard passer and one 100-yard rusher in a game	at Mississippi State, 2024 (Tailen Green - 314 pass & Braylen Russell - 175 rush)
Had one 300-yard passer and one 200-yard rusher in a game	at Mississippi State, 2016 (Allen - 303 pass & Williams III - 205 rush)
Had one 100-yard receiver and one 100-yard rusher in a game	vs. UAB, 2024 (Andrew Armstrong - 137 receiving & Ja'Quinden Jackson - 147 rush)
Had one 100-yard receiver and two 100-yard rushers in a game	at Auburn, 2022 (Matt Landers - 121 receiving & KJ Jefferson - 130 rush, Rashod Dubinion - 112 rush)
Had one 100-yard receiver and one 100-yard rusher in consecutive games	vs. UAB, at Oklahoma St., 2024 (Armstrong 164 & 137 receiving & Jackson 147 rush & 149 rush)
Had one 200-yard rusher and one 100-yard receiver in a game	vs. South Carolina, 2006 (McFadden - 219 rushing & Monk - 192 receiving)
Had one 150-yard rusher and one 150-yard receiver in a game	at Missouri, 2020 (Trelon Smith - 172 rushing & Treylon Burks - 206 receiving)
Had four different receivers catch a touchdown pass	at Mississippi State, 2015 (Sprinkle - 3, Henry - 2, Morgan - 1, Cornelius - 1)

Had two 100-yard rushers	vs. Kansas, 2022 (KJ Jefferson - 130 & Rashod Dubinion - 112)
Had two 100-yard rushers in consecutive games	at Texas Tech, 2014 (Collins - 145 & Williams - 212) vs. Nicholls, 2014 (Collins - 143 & Williams - 131)
Had a 200-yard rusher and a 100-yard rusher in a game	at Mississippi State, 2015 (Williams III - 205 & Whaley - 112)
Had two 150-yard rushers in a game	vs. South Carolina, 2007 (McFadden - 321 & Jones - 166)
Had three 100-yard rushers in a game	vs. North Texas, 2007 (McFadden - 138, Jones - 132 & Barnett - 105)
Had two 100-yard receivers in a game	at Ole Miss, 2015 (Morgan - 122 & Reed - 105)

### TOTAL OFFENSE

Had 700+ yards total offense	vs. North Texas, 2007 (713)
Had 600+ yards total offense	at Mississippi State, 2024 (673)
Had 550+ yards total offense	at Oklahoma State, 2024 (648)
Had 500+ yards total offense	at Oklahoma State, 2024 (648)
Had 400+ yards total offense	vs. Ole Miss, 2024 (492)
Had 500+ yards total offense in consecutive games	vs. Arkansas-Pine Bluff, 2024 (687) at Oklahoma State, 2024 (648)
Had 85+ plays total offense	at Oklahoma State, 2024 (93)
Had 80+ plays total offense	at Auburn, 2024 (83)
Had 75+ plays total offense	at Auburn, 2024 (83)

### SCORING

Scored 70+ points	vs. Arkansas-Pine Bluff, 2024 (70)
Scored 60+ points	vs. UT Martin, 2015 (63)
Scored 50+ points	at Mississippi State, 2024 (58)
Scored 40+ points	vs. FIU, 2023 (44)
Scored 30+ points	vs. Ole Miss, 2024 (31)
Scored 40+ points in three consecutive games	vs. Auburn, 2015 (54) vs. UT Martin, 2015 (63) at Ole Miss, 2015 (53)
Scored 30+ points in five consecutive games	vs. Auburn, 2015 (54) vs. UT Martin, 2015 (63) at Ole Miss, 2015 (53) at LSU, 2015 (31) vs. Mississippi State, 2015 (50)
Scored 40+ points in a half	vs. UAPB, 2024 (1st half - 49)
Scored 30+ points in a half	at Mississippi State, 2024 (1st half - 31)
Scored 35+ points in a quarter	vs. Nicholls, 2014 (1st - 35)
Scored 28+ points in a quarter	vs. Arkansas-Pine Bluff, 2024 (1st - 28)
Scored 50+ points in consecutive games	vs. Kansas, 2022 (55) vs. Western Carolina, 2023 (56)
Scored 50+ points in three consecutive games	vs. Auburn, 2015 (54) at Ole Miss, 2015 (53) vs. UT Martin, 2015 (63)
Scored 50+ points in consecutive SEC games	vs. Auburn, 2015 (54) at Ole Miss, 2015 (53) at Ole Miss, 2015 (53)
Both teams combined for 100+ points	at Ole Miss, 2021 (L, 52-51)
Allowed 60+ points	vs. Ole Miss, 2024 (63)
Allowed 50+ points	at Ole Miss, 2021 (52)
Allowed 40+ points	vs. Missouri, 2023 (48)
Allowed 30+ points	vs. LSU, 2024 (34)
Was held scoreless	at Georgia, 2021 (37-0)
Was held scoreless at Donald W. Reynolds Razorback Stadium	vs. Alabama, 2012 (52-0)
Was held scoreless on the road	at Georgia, 2021 (37-0)
Was held scoreless at a neutral site	vs. Ole Miss, 1959 (28-0)
Won a game without a rushing TD	at LSU, 2021
Won a game without a passing TD	vs. Tennessee, 2024
Won a game in the last 25 seconds of regulation with a TD	vs. Mississippi State, 2021
Won a game in the last 25 seconds of regulation with a field goal	at Ole Miss, 2017
Held opponent scoreless	vs. Arkansas-Pine Bluff, 2024 (70-0)
Held opponent scoreless at Donald W. Reynolds Razorback Stadium	vs. Tulsa, 2018 (23-0)
Held opponent scoreless on the road	at South Carolina, 2002 (23-0)
Held opponent without a touchdown	vs. Arkansas-Pine Bluff, 2024 (70-0)
Held opponent without an offensive touchdown	vs. Arkansas-Pine Bluff, 2024 (70-0)
Held two opponents scoreless in one season	vs. LSU, 2014 (17-0) vs. Ole Miss, 2014 (30-0)
Held three opponents scoreless in one season	vs. Tulsa, 1982 (38-0) vs. TCU, 1982 (35-0) vs. Texas A&M, 1982 (35-0)
Held an opponent scoreless in consecutive games	vs. LSU, 2014 (17-0) vs. Ole Miss, 2014 (30-0)
Held an SEC opponent scoreless	vs. Ole Miss, 2014 (30-0)
Held an SEC opponent scoreless in consecutive games	vs. LSU, 2014 (17-0) vs. Ole Miss, 2014 (30-0)
Held two SEC opponents scoreless in one season	vs. LSU, 2014 (17-0) vs. Ole Miss, 2014 (30-0)
Scored on the first offensive play of the game	vs. Nicholls, 2014 (Hatcher - 82-yard rush)
Scored on the first offensive series of the game	at Mississippi State 2024 (Tailen Green 8-yard rush)
Scored a two-point conversion passing	at Alabama, 2023 (KJ Jefferson to Andrew Armstrong)
Scored a two-point conversion rushing	vs. Liberty, 2022 (Raheim Sanders)
Had three players with 2 TDs in a game	vs. Eastern Michigan, 2009 (Green - 2, Davis - 2 & Adams - 2)

## THE LAST TIME ARKANSAS . . .

### DEFENSE

Held opponent to 10 or fewer first downs: . . . vs. Arkansas-Pine Bluff, 2024 (10)  
 Held opponent to 0 or fewer yards rushing: . . . vs. Wisconsin, 2007 (-5)  
 Held opponent to 25 or fewer yards rushing: . . . vs. Arkansas-Pine Bluff, 2024 (7)  
 Held opponent to 50 or fewer yards rushing: . . . vs. Kent State, 2023 (26)  
 Held opponent to 50 or fewer yards passing: . . . vs. Vanderbilt, 2010 (36)  
 Held opponent to 100 or fewer yards rushing: . . . at Oklahoma State, 2024 (59)  
 Held opponent to 100 or fewer yards passing: . . . vs. Mississippi State, 2023 (85)  
 Held opponent to 200 or fewer yards total offense: . . . vs. Arkansas-Pine Bluff, 2024 (130)  
 Held opponent to 250 or fewer yards total offense: . . . vs. Mississippi State, 2023 (205)  
 Held opponent to 300 or fewer yards total offense: . . . vs. BYU, 2023 (281)  
 Intercepted 6+ passes: . . . vs. Ole Miss, 2020 (6)  
 Intercepted 5+ passes: . . . vs. Ole Miss, 2020 (6)  
 Intercepted 4+ passes: . . . at Auburn, 2024 (4)  
 Intercepted 3+ passes: . . . at Auburn, 2024 (4)  
 Forced 7+ turnovers: . . . vs. Ole Miss (7 - 6 INTs, 1 FUM)  
 Forced 6+ turnovers: . . . vs. Ole Miss (7 - 6 INTs, 1 FUM)  
 Forced 5+ turnovers: . . . at Mississippi State, 2024 (5 - 2 INTs, 3 FUM)  
 Forced 4+ turnovers: . . . at Mississippi State, 2024 (5 - 2 INTs, 3 FUM)  
 Scored a safety: . . . vs. Liberty, 2022  
 Scored a touchdown: . . . vs. FIU, 2023 (Alfahiyim Walcott-INT)  
 Scored two touchdowns: . . . vs. Ole Miss, 2020 (Jalen Catalon-INT, Grant Morgan-INT)  
 Recorded 8+ sacks: . . . vs. Missouri State, 2022 (8)  
 Recorded 7+ sacks: . . . vs. Kent State, 2023 (7)  
 Recorded 6+ sacks: . . . vs. Kent State, 2023 (7)  
 Recorded 5+ sacks: . . . at Alabama, 2023 (5)  
 Recorded 4+ sacks: . . . at Mississippi State, 2024 (4)  
 Had 3 players with 10+ tackles . . . vs. Missouri, 2021  
 . . . Bumper Pool (13), Grant Morgan (10), Hayden Henry (10)  
 Had 3 players with 10+ tackles in consecutive games . . . vs. Tennessee, 2020  
 . . . Bumper Pool (14), Grant Morgan (12), Jalen Catalon (12)  
 . . . vs. LSU, 2020  
 . . . Grant Morgan (19), Jalen Catalon (16), Bumper Pool (11)  
 Had 3 players with 2.0+ sacks . . . vs. Missouri State, 2022  
 . . . Jordan Domineck (2.5), Drew Sanders (2.0), Zach Williams (2.0)

### SPECIAL TEAMS

Returned a punt for a TD: . . . vs. BYU, 2023 (Sategna - 88 yards)  
 Returned two punts for TDs: . . . vs. Missouri State, 2011 (Adams - 61 yards, 69 yards)  
 Returned a blocked punt for a TD: . . . vs. Eastern Michigan, 2009 (Armbrust - 1 yard)  
 Returned a kickoff for a TD: . . . vs. Auburn, 2017 (Warren - 100)  
 Returned a game-opening kickoff for a TD: . . . vs. Northern Illinois, 2014 (Marshall - 97)  
 Returned a season-opening kickoff for a TD: . . . vs. Missouri State, 2009 (D. Johnson - 91 yards)  
 Returned a blocked FG for a TD: . . . at Mississippi State, 2004 (Brown - 76 yards)  
 Blocked one punt: . . . vs. Liberty, 2022 (Quincey McAdoo)  
 Punted 10+ times: . . . at Auburn, 2016 (10)  
 Did not punt: . . . vs. UAB (2024)  
 Had a punt blocked: . . . at Missouri, 2022 (Dameon Wilson)  
 Scored on a fake punt . . . vs. Texas A&M, 2014 (Sam Irwin-Hill - 51 yard rush)  
 Blocked a field goal . . . at Mississippi State, 2024 (Landon Jackson)  
 Scored on a fake field goal . . . at Alabama, 2021 (Reid Bauer 32-yard pass to Blake Kern)  
 Had a field goal blocked: . . . vs. LSU, 2020 (Jay Ward)  
 Blocked a PAT kick: . . . vs. Eastern Illinois, 2018 (Bumper Pool)  
 Missed a kicking PAT: . . . at Missouri, 2020 (A.J. Reed)  
 Had a kicking PAT blocked: . . . at Missouri, 2020 (Chris Turner)  
 Recovered an onside kick . . . vs. Alabama, 2022 (Jake Bates)

### MISCELLANEOUS

Had 35+ first downs: . . . at Ole Miss, 2021 (39)  
 Had 30+ first downs: . . . at Mississippi State, 2024 (30)  
 Had 25+ first downs: . . . vs. UAB, 2024 (29)  
 Had 20+ first downs: . . . vs. Texas A&M, 2024 (22)  
 Had 20+ passing first downs: . . . vs. Ole Miss, 2024 (24)  
 Had 20+ rushing first downs: . . . vs. South Carolina, 2022 (20)  
 Had 15+ penalties: . . . vs. Air Force, 1975 (17)  
 Had 10+ penalties: . . . vs. Ole Miss, 2024 (10)  
 Had no penalties: . . . vs. Texas A&M, 2023  
 Had 100+ yards in penalties: . . . vs. BYU, 2023 (125)  
 Had 35 minutes+ of possession time: . . . vs. Tennessee, 2024 (35:28)  
 Was involved in an overtime game: . . . at Oklahoma State, 2024 (2 OT: L, 39-31)  
 Defeated a ranked opponent . . . vs. No. 4 Tennessee, 2022 (42-27)  
 Defeated a ranked opponent on the road . . . at No. 16 Mississippi State, 2020 (21-14)  
 Defeated ranked opponents in consecutive games . . . at No. 18 Ole Miss, 2015 (53-52, OT)  
 . . . at No. 9 LSU, 2015 (31-14)  
 Won game on final offensive play: . . . at Florida, 2023 (KJ Jefferson 4-yd pass to T. Broden)  
 Zero sacks allowed in a game: . . . at Mississippi State, 2024  
 Zero sacks allowed in consecutive games: . . . vs. Toledo, 2015  
 . . . vs. Texas Tech, 2015  
 Zero sacks allowed in three consecutive games: . . . vs. UTEP, 2015  
 . . . vs. Toledo, 2015  
 . . . vs. Texas Tech, 2015  
 Came back from 15+ points down to win: . . . vs. Missouri State, 2022 (down 17 - won 38-27)  
 Recorded more points than plays: . . . vs. UT Martin, 2015 (63 points, 56 plays)



## THE LAST TIME AN ARKANSAS PLAYER . . .

### RUSHING

Rushed 40+ times:	DeCori Birmingham at Kentucky, 2003 (40)
Rushed 35+ times:	Michael Smith at Kentucky, 2008 (35)
Rushed 30+ times:	Alex Collins vs. Missouri, 2015 (30)
Rushed 25+ times:	Trelon Smith at Missouri, 2020 (26)
Rushed for 300+ yards:	Darren McFadden vs. South Carolina, 2007 (321)
Rushed for 250+ yards:	Darren McFadden vs. South Carolina, 2007 (321)
Rushed for 200+ yards:	Raheim Sanders vs. Ole Miss, 2022 (232)
Rushed for 175+ yards:	Braylen Russell at Mississippi State, 2024 (175)
Rushed for 150+ yards:	Braylen Russell at Mississippi State, 2024 (175)
Rushed for 125+ yards:	Braylen Russell at Mississippi State, 2024 (175)
Rushed for 100+ yards:	Braylen Russell at Mississippi State, 2024 (175)
Rushed for 100+ yards as a true freshman in his first career game:	Chase Hayden vs. Florida A&M, 2017 (120)
Rushed for 100+ yards (quarterback):	KJ Jefferson vs. Kansas, 2022 (130)
Rushed for 150+ yards in consecutive games:	Raheim Sanders at BYU, 2022 (175) at Auburn, 2022 (171)
Rushed for 100+ yards in consecutive games:	Ja'Quinden Jackson at Oklahoma State, 2024 (149) at Arkansas-Pine Bluff, 2024 (108) vs. UAB, 2024 (147)
Rushed for 5+ touchdowns:	Alex Collins vs. UT Martin, 2015 (5)
Rushed for 4+ touchdowns:	Rawleigh Williams III at Mississippi State, 2016 (4)
Rushed for 3+ touchdowns:	Ja'Quinden Jackson at Oklahoma State, 2024 (3)
Rushed for 3+ touchdowns (quarterback):	KJ Jefferson at Ole Miss, 2021 (3)
Rushed for 2+ touchdowns:	Taylen Green vs. UAB, 2024 (2)
Had three players rush for touchdowns:	R. Dubinion (1), M. Singleton (1), R. Hill (1) vs. Ole Miss, 2024
Had four players rush for touchdowns:	Sanders (2), Jefferson (1), Green (1), Dubinion (1) vs. S. Carolina, 2022
Had 5+ players rush for touchdowns:	J. Jackson (2), Green (1), Reed (1), Singleton (1), Russell (1), Hill (1), vs. UAPB, 2024
Rushed for touchdown in five consecutive games:	Ja'Quinden Jackson (UAPB, OSU, UAB, Auburn, TAMU), 2024
Had a run of 80+ yards:	Trelon Smith at Florida, 2020 (83)
Had a run of 70+ yards:	Braylen Russell at Mississippi State, 2024 (75)
Had a run of 60+ yards:	Jacoby Criswell vs. Auburn, 2023 (60)
Had a run of 50+ yards:	Jacoby Criswell vs. Auburn, 2023 (60)
Had 2 TD runs of 50+ yards:	Rakeem Boyd vs. Western Kentucky, 2019 (86, 76)
Had multiple players with a run of 50+ yards:	Rawleigh Williams III (72) & Dewwah Whaley (50) at Mississippi State, 2016

### PASSING

Passed for 500+ yards:	Tyler Wilson vs. Texas A&M, 2011 (510)
Passed for 450+ yards:	Tyler Wilson vs. Texas A&M, 2011 (510)
Passed for 400+ yards:	Taylen Green at Oklahoma State, 2024 (416)
Passed for 350+ yards:	KJ Jefferson at BYU, 2022 (367)
Passed for 300+ yards:	Taylen Green at Mississippi State, 2024 (314)
Passed for 250+ yards:	Taylen Green vs. Tennessee, 2024 (266)
Passed for 200+ yards:	Malachi Singleton vs. Ole Miss, 2024 (207)
Attempted 50+ passes:	Taylen Green at Oklahoma State, 2024 (50)
Attempted 45+ passes:	Nick Starkel vs. San Jose State, 2024 (50)
Attempted 35+ passes:	Taylen Green vs. Texas A&M, 2024 (41)
Attempted 30+ passes:	Ttaylen Green at Mississippi State, 2024 (30)
Completed 25+ passes:	Taylen Green at Oklahoma State, 2024 (26)
Completed 20+ passes:	Taylen Green at Mississippi State, 2024 (23)
Threw 7+ touchdown passes:	Brandon Allen vs. Mississippi State, 2023 (7)
Threw 6+ touchdown passes:	Brandon Allen vs. Mississippi State, 2023 (7)
Threw 5+ touchdown passes:	Taylen Green at Mississippi State, 2024 (5)
Threw 4+ touchdown passes:	Taylen Green at Mississippi State, 2024 (5)
Threw 3+ touchdown passes:	KJ Jefferson vs. FIU, 2023 (3)
Threw 2+ touchdown passes:	Taylen Green vs. Arkansas-Pine Bluff, 2024 (2)
Threw 2+ touchdown passes in consecutive games:	KJ Jefferson at Ole Miss, 2023 (2) at Alabama, 2023 (2)
Threw 5+ interceptions:	Nick Starkel vs. San Jose State, 2019 (5)
Threw 4+ interceptions:	Nick Starkel vs. San Jose State, 2019 (5)
Threw 3+ interceptions:	Nick Starkel at Alabama, 2019 (3)
Completed pass for 90+ yards:	KJ Jefferson vs. Georgia Southern, 2021 (91)
Completed pass for 80+ yards:	KJ Jefferson vs. Texas A&M, 2021 (85)
Completed pass for 70+ yards:	Taylen Green vs. Texas A&M, 2024 (75)
Completed pass for 60+ yards:	KJ Jefferson vs. Western Carolina, 2023 (65)
Completed pass for 50+ yards:	Taylen Green at Auburn, 2024 (58)

### RECEIVING

Caught 10+ passes:	Andrew Armstrong at Oklahoma State, 2024 (10)
Caught 9+ passes:	Andrew Armstrong vs. Tennessee, 2024 (9)
Caught 8+ passes:	Andrew Armstrong vs. UAB, 2024 (8)
Caught 7+ passes:	Andrew Armstrong vs. LSU, 2024 (7)
Caught 10+ passes in consecutive games:	Cobi Hamilton vs. Tulsa, 2012 (11) vs. Ole Miss, 2012 (12)
Had 300+ yards receiving:	Cobi Hamilton vs. Rutgers, 2012 (303)
Had 200+ yards receiving:	Treyton Burks at Missouri, 2020 (206)
Had 175+ yards receiving:	Treyton Burks at Alabama, 2021 (179)
Had 150+ yards receiving:	Andrew Armstrong at Oklahoma State, 2024 (164)
Had 100+ yards receiving:	Andrew Armstrong vs. Ole Miss 2024 (135)
Had 100+ yards receiving in consecutive games:	Andrew Armstrong at Oklahoma State, 2024 (164) vs. UAB, 2024 (137)
Had 100+ yards receiving (tight end):	Luke Hasz at LSU, 2023 (116)
Caught 3+ TD passes:	Matt Landers at BYU, 2022 (3)
Caught 2+ TD passes:	Luke Hasz and Andreas Paaske at Mississippi State, 2024 (2)
Caught 2+ TD passes (tight end):	Luke Hasz and Andreas Paaske at Mississippi State, 2024 (2)
2+ tight ends caught TD passes:	Hunter Henry (2) & Jeremy Sprinkle (3) vs. Mississippi State, 2015

### TOTAL OFFENSE

Had 450+ yards total offense:	Taylen Green at Oklahoma State, 2024 (459)
Had 400+ yards total offense:	KJ Jefferson vs. Kansas, 2022 (417)
Had 350+ yards total offense:	Taylen Green at Mississippi State, 2024 (393)
Had 300+ yards total offense:	Taylen Green vs. Arkansas-Pine Bluff, 2024 (317)
Had 100 yards both passing and rushing:	KJ Jefferson vs. Kansas, 2022 (287 passing, 130 rushing)

### SCORING

Accounted for 6+ touchdowns:	Taylen Green at Mississippi State, 2024 (6)
Accounted for 5+ touchdowns:	KJ Jefferson at BYU, 2022 (5)
Accounted for 4+ touchdowns:	Taylen Green vs. Arkansas-Pine Bluff, 2024 (4)
Accounted for 3+ touchdowns:	Ja'Quinden Jackson at Oklahoma State, 2024 (3)
Scored 4+ touchdowns:	Rawleigh Williams III at Mississippi State, 2016 (5)
Scored 3+ touchdowns:	Ja'Quinden Jackson at Oklahoma State, 2024 (3)
Scored 3+ touchdowns in a half:	Ja'Quinden Jackson at Oklahoma State, 2024 (3)
Scored 2+ touchdowns:	Luke Hasz and Andreas Paaske at Mississippi State, 2024 (2)
Multiple players score 2+ touchdowns:	Luke Hasz (2), Andreas Paaske (2) at Mississippi State, 2024

### DEFENSE

Intercepted 3+ passes:	Hudson Clark vs. Ole Miss, 2020 (3)
Intercepted 2+ passes:	TJ Metcalf at Auburn, 2024 (2)
Intercepted passes in consecutive games:	TJ Metcalf at Auburn, 2024 (2) vs. UAB, 2024 (1)
Recovered 2+ fumbles:	Chevin Calloway vs. Eastern Illinois, 2018 (2)
Forced 2+ fumbles:	Drew Sanders vs. South Carolina, 2022 (2)
Recorded 5+ sacks:	Wayne Martin vs. Ole Miss, 1988 (5.0)
Recorded 3+ sacks:	Landon Jackson at Alabama, 2023 (3.5-24)
Recorded 2+ sacks:	Landon Jackson vs. Texas A&M, 2024 (2.0-19)
Recorded 5+ tackles for loss:	Jermaine Brooks vs. Auburn, 2001 (5-16)
Recorded 3+ tackles for loss:	Landon Jackson vs. Texas A&M, 2024 (3.0-25)
Recorded 20+ tackles:	Bumper Pool at Mississippi State, 2020 (20)
Recorded 10+ tackles:	Xavian Sorey Jr. vs. Ole Miss, 2024 (13)
Recorded 10+ tackles in back-to-back games:	Xavian Sorey Jr. vs. Ole Miss, 2024 (13) at Mississippi State, 2024 (11)
Recorded 10+ tackles in three straight games:	Jaheim Thomas vs. Kent State, 2023 (12) vs. BYU, 2023 (10) at LSU, 2023 (13)
Recorded 15+ tackles in back-to-back games:	Grant Morgan (2020) at Florida (15) vs. LSU (19)
Recorded 15+ tackles two+ times in one season:	Grant Morgan (2020) at Mississippi State (15) vs. Ole Miss (19) at Florida (15)
Returned an interception for a touchdown:	Alfahiym Walcott (33) vs. FIU, 2023
Returned a fumble for a touchdown:	Jaylon Braxton (33) at Florida, 2023

### SPECIAL TEAMS

Returned a Kickoff for a TD:	De'Vion Warren vs. Auburn, 2017 (100 yards)
Returned a Punt for a TD:	Isaiah Sategna vs. BYU, 2023 (88 yards)
Scored 10+ points kicking:	Matthew Shipley at Mississippi State, 2024 (16)
Made 5+ field goals:	Kendall Trainor vs. Texas A&M, 1988 (5)
Made 4+ field goals:	Cam Little at Florida, 2023 (4)
Made two field goals of 50+ yards:	Cam Little vs. Texas A&M, 2023 (52, 50)
Made one field goal of 50+ yards:	Matthew Shipley vs. Ole Miss, 2024 (55)
Kicked a punt of 70+ yards:	Max Fletcher vs. Auburn, 2023 (71)
Kicked a punt of 60+ yards:	Devin Bale vs. Tennessee, 2024 (66)
Punted 10+ times:	Toby Baker at Auburn, 2016 (10)
Totaled 175+ kick return yards:	DeCori Birmingham vs. Alabama, 2002 (197)
Totaled 150+ kick return yards:	Dennis Johnson at Texas, 2008 (150)
Totaled 100+ kick return yards:	Isaiah Sategna vs. FIU, 2023 (100)
Totaled 100+ punt return yards:	Bryce Stephens vs. Missouri State, 2022 (105)
Totaled 50+ punt return yards:	Isaiah Sategna vs. BYU, 2023 (95)

## THE LAST TIME AN OPPONENT ...

### RUSHING

Had 500+ yards rushing:	at Auburn, 2016 (543)
Had 400+ yards rushing:	Ole Miss, 2022 (463)
Had 300+ yards rushing:	Auburn, 2023 (354)
Had 200+ yards rushing:	Missouri, 2023 (258)
Had 70+ rushing attempts:	at Mississippi State, 2010 (70)
Had 60+ rushing attempts:	Missouri, 2017 (60)
Had 50+ rushing attempts:	Auburn, 2023 (55)
Had 7+ rushing TDs:	at Auburn, 2016 (7)
Had 6+ rushing TDs:	Alabama, 2020 (6)
Had 5+ rushing TDs:	Alabama, 2022 (5)
Had 4+ rushing TDs:	Alabama, 2022 (5)

### PASSING

Had 500+ yards passing:	vs. Ole Miss, 2024 (562)
Had 400+ yards passing:	vs. Ole Miss, 2024 (562)
Had 300+ yards passing:	at Oklahoma State, 2024 (326)
Had 200+ yards passing:	LSU, 2024 (235)
Had 60+ pass attempts:	at Mississippi State, 2020 (60)
Had 50+ pass attempts:	vs. Kansas, 2022 (56)
Had 40+ pass attempts:	at Oklahoma State, 2024 (48)
Had 30+ pass attempts:	vs. Texas, 2024 (32)
Had 40+ pass completions:	at Mississippi State, 2020 (43)
Had 30+ pass completions:	vs. Kansas, 2022 (37)
Had 25+ pass completions:	vs. Ole Miss, 2024 (28)
Had 20+ pass completions:	vs. Texas, 2024 (20)
Had 6+ passing TDs:	vs. Ole Miss, 2024 (7)
Had 5+ passing TDs:	vs. Kansas, 2022 (5)
Had 4+ passing TDs:	Ole Miss, 2023 (4)
Had 3+ passing TDs:	vs. UAB, 2024 (3)

### RECEIVING

Had two players with 100-yards receiving in a game:	vs. Ole Miss 2024 (Jordan Watkins - 254, Cayden Lee - 127)
Had 4+ players catch 5+ passes:	at Missouri, 2020 (Keke Chism - 6, B. Banister 6, Damon Hazelton - 5, Tauski Dove - 5)
Had 3+ players catch 5+ passes:	vs. Ole Miss, 2024 (Dae'Quan Wright - 9, Jordan Watkins - 8, Cayden Lee - 5)
Had 10+ players catch a pass:	Western Carolina, 2023 (12)
Had 8+ players catch a pass:	vs. Texas, 2024 (8)

### TOTAL OFFENSE

Had 700+ yards total offense:	Ole Miss, 2022 (703)
Had 650+ yards total offense:	Ole Miss, 2024 (694)
Had 600+ yards total offense:	vs. Kansas, 2022 (603)
Had 550+ yards total offense:	vs. Kansas, 2022 (603)
Had 500+ yards total offense:	Auburn, 2023 (517)
Had 400+ yards total offense:	at Mississippi State, 2024 (471)
Had 100+ plays total offense:	at Missouri, 2017 (102)
Had 90+ plays total offense:	vs. Ole Miss, 2022 (90)
Had 80+ plays total offense:	vs. Kansas, 2022 (90)
Had 75+ plays total offense:	Ole Miss, 2024 (76)

### SCORING

Scored 70+ points:	at Southern California, 2005 (70)
Scored 60+ points:	vs. Ole Miss, 2024 (63)
Scored 50+ points:	vs. Kansas, 2022 (53)
Scored 40+ points:	Missouri, 2023 (48)
Scored 30+ points:	LSU, 2024 (34)
Scored a two-point conversion rushing:	at Alabama, 2021
Scored a two-point conversion passing:	at Mississippi State, 2024
Failed on a two-point conversion attempt:	vs. Kansas, 2022

### TURNOVERS

Had 5+ fumbles:	Eastern Illinois, 2018 (6, lost 5)
Had 4+ fumbles lost:	Eastern Illinois, 2018 (5)
Had 3+ fumbles lost:	at Mississippi State, 2024 (3)
Committed 7+ turnovers:	Ole Miss, 2020 (7)
Committed 6+ turnovers:	Ole Miss, 2020 (7)
Committed 5+ turnovers:	at Mississippi State, 2024 (5)
Intercepted 8+ Arkansas passes:	at SMU, 1951 (8)
Intercepted 7+ Arkansas passes:	at SMU, 1951 (8)
Intercepted 6+ Arkansas passes:	North Texas, 2018 (6)
Intercepted 5+ Arkansas passes:	San Jose State, 2019 (5)
Intercepted 4+ Arkansas passes:	San Jose State, 2019 (5)
Intercepted 3+ Arkansas passes:	Georgia, 2020 (3)
Returned an interception for a touchdown:	at Oklahoma State, 2024
Returned a fumble for a touchdown:	Ole Miss, 2024

### DEFENSE

Held Arkansas to 10 or fewer first downs:	Auburn, 2023 (10)
Recorded 9+ sacks:	vs. Oklahoma, 2001 (9.0-55)
Recorded 8+ sacks:	Ole Miss, 2024 (8.0-41)
Recorded 7+ sacks:	vs. Texas A&M, 2023 (7.0-41)
Recorded 6+ sacks:	vs. Texas, 2024 (6.0-48)
Recorded 5+ sacks:	Missouri, 2023 (5.0-53)
Scored a safety:	Georgia, 2020
Held Arkansas to 50 or fewer yards rushing:	LSU, 2024 (38)
Held Arkansas to 25 or fewer yards rushing:	LSU, 2018 (16)
Held Arkansas to 100 or fewer yards passing:	Missouri, 2023 (98)
Held Arkansas to 50 or fewer yards passing:	South Carolina, 2013 (30)
Held Arkansas to 300 or less yards total offense:	Texas, 2024 (231)
Held Arkansas to 200 or less yards total offense:	Mississippi State, 2023 (200)
Held Arkansas to 100 or fewer yards both rushing & passing:	Georgia, 2021 (Rush - 75, Pass - 87)

### SPECIAL TEAMS

Returned a punt for a TD:	Auburn, 2023
Returned a kickoff for a TD:	vs. Texas A&M, 2018
Punted 10+ times:	Georgia Southern, 2021 (10)
Punted 10+ times in consecutive games:	North Texas, 2007 (10) Chattanooga, 2007 (12)
Did not punt:	at Mississippi State, 2024
Missed a kicking PAT:	FIU, 2023
Missed two kicking PATs:	at LSU, 2017
Blocked a field goal:	LSU, 2020
Blocked a punt:	at Missouri, 2022

### MISCELLANEOUS

Had 30+ first downs:	Ole Miss, 2024 (30)
Had 10+ penalties:	LSU, 2024 (10)
Had 100+ yards in penalties:	UAB, 2024 (109)
Had 35+ minutes of possession time:	LSU, 2024 (38:53)
Had 40+ minutes of possession time:	LSU, 2020 (41:43)
Had two 100-yard rushers and one 100-yard receiver:	Ole Miss, 2022 (Quinshon Judkins - 214 rushing, Zach Evans - 207 rushing & Malik Heath - 140 receiving)
Had one 100-yard rusher and one 100-yard receiver:	at Missouri, 2021 (Brady Cook - 138 rushing & Dominic Lovett - 130 receiving)
Had one 100-yard rusher and two 100-yard receivers:	at Alabama, 2021 (Brian Robinson Jr. - 122 rushing, Jameson Williams - 190 receiving & John Metchie - 173 receiving)

## LAST TIME AN INDIVIDUAL OPPONENT . . .

### INDIVIDUAL RUSHING

Rushed 40+ times: . . . . . Tyler Badie (41), Missouri (2021)  
 Rushed 35+ times: . . . . . Tyler Badie (41), Missouri (2021)  
 Rushed 30+ times: . . . . . Tyler Badie (41), Missouri (2021)  
 Rushed for 200+ yards: . . . . . Cody Schrader (217), Missouri (2023)  
 Rushed for 175+ yards: . . . . . Cody Schrader (217), Missouri (2023)  
 Rushed for 150+ yards: . . . . . Cody Schrader (217), Missouri (2023)  
 Rushed for 125+ yards: . . . . . Dylan Sampson (138), Tennessee (2024)  
 Rushed for 100+ yards: . . . . . Caden Durham (101), LSU (2024)  
 Rushed for 4+ touchdowns: . . . . . Nick Fitzgerald (4), Mississippi State (2016)  
 Rushed for 3+ touchdowns: . . . . . Caden Durham (3), LSU (2024)  
 Had a run of 80+ yards: . . . . . Justin Tomlin (76), Georgia Southern (2021)  
 Had a run of 70+ yards: . . . . . Jahmyr Gibbs (76, 72), Jalen Milroe (77), Alabama (2022)  
 Had a run of 60+ yards: . . . . . Quinshon Judkins (60), Ole Miss (2022)  
 Had a run of 50+ yards: . . . . . Dylan Sampson (53), Tennessee (2024)

### INDIVIDUAL PASSING

Passed for 500+ yards: . . . . . Jaxson Dart (515), vs. Ole Miss (2024)  
 Passed for 450+ yards: . . . . . Jaxson Dart (515), vs. Ole Miss (2024)  
 Passed for 400+ yards: . . . . . Jaxson Dart (515), vs. Ole Miss (2024)  
 Passed for 300+ yards: . . . . . Michael Van Buren Jr. (309), at Mississippi State (2024)  
 Attempted 60+ passes: . . . . . Kolton Browning (67), Louisiana-Monroe (2012)  
 Attempted 50+ passes: . . . . . Jalon Daniels (55), vs. Kansas (2022)  
 Attempted 40+ passes: . . . . . Alan Bowman (48), at Oklahoma State (2024)  
 Completed 40+ passes: . . . . . K.J. Costello (43), at Mississippi State (2020)  
 Completed 30+ passes: . . . . . Michael Van Buren Jr. (33), at Mississippi State (2024)  
 Completed 20+ passes: . . . . . Quinn Ewers (20), vs. Texas (2024)  
 Threw 6+ touchdown passes: . . . . . Jaxson Dart (6), vs. Ole Miss (2024)  
 Threw 5+ touchdown passes: . . . . . Jalon Daniels (5), vs. Kansas (2022)  
 Threw 4+ touchdown passes: . . . . . Jayden Daniels (4), at LSU (2023)  
 Threw 3+ touchdown passes: . . . . . Jacob Zeno (3), UAB (2024)  
 Completed a pass for 90+ yards: . . . . . Trevor Knight (92), Texas A&M (2016)  
 Completed a pass for 80+ yards: . . . . . Kellen Mond (81), Texas A&M (2017)  
 Completed a pass for 70+ yards: . . . . . Jalen Milroe (79), at Alabama (2023)  
 Completed a pass for 60+ yards: . . . . . Jaxson Dart (62), Ole Miss (2024)

### INDIVIDUAL RECEIVING

Caught 15+ passes: . . . . . Willie Goshu (17), Auburn (1995)  
 Caught 10+ passes: . . . . . Luke Grimm (10), vs. Kansas (2022)  
 Caught 7+ passes: . . . . . Dae'Quan Wright (9), Jordan Watkins (8) vs. Ole Miss (2024)  
 Had 200+ yards receiving: . . . . . Jordan Watkins (254), vs. Ole Miss (2024)  
 Had 150+ yards receiving: . . . . . Luke Grimm (167), vs. Kansas (2022)  
 Had 100+ yards receiving: . . . . . Cayden Lee (127), vs. Ole Miss (2024)  
 Caught 3+ TD passes: . . . . . Jordan Watkins (4), Ole Miss (2024)  
 Caught 2+ TD passes: . . . . . Matthew Golden (2), vs. Texas (2024)

### INDIVIDUAL TOTAL OFFENSE

Had 500+ yards total offense: . . . . . Jaxson Dart (562; Pass - 515, Rush - 47), vs. Ole Miss (2024)  
 Had 400+ yards total offense: . . . . . Jaxson Dart (562; Pass - 515, Rush - 47), vs. Ole Miss (2024)  
 Had 300+ yards total offense: . . . . . Michael Van Buren Jr. (304; Pass - 309, Rush-5), at Mississippi State (2024)  
 Had 100 yards both passing and rushing: . . . . . Brady Cook (380; Pass - 242, Rush - 138), at Missouri (2022)

### INDIVIDUAL SCORING

Accounted for 6+ touchdowns: . . . . . Jaxson Dart vs. Ole Miss, 2024 (6)  
 Accounted for 5+ touchdowns: . . . . . Jordan Watkins vs. Ole Miss, 2024 (5)  
 Accounted for 4+ touchdowns: . . . . . Payton Thorne vs. Auburn, 2023 (4)  
 Scored 4+ touchdowns: . . . . . Peyton Barber vs. Auburn, 2015 (4)  
 Scored 3+ touchdowns: . . . . . Puka Nacua at BYU, 2022 (3)

### INDIVIDUAL DEFENSE

Intercepted 3+ passes: . . . . . Minkah Fitzpatrick (3), Alabama (2016)  
 Intercepted 2+ passes: . . . . . Richard LeCounte (2), Georgia (2020)  
 Recorded 3+ sacks: . . . . . Jalen McLeod (3.0), Auburn (2023)  
 Recorded 2+ sacks: . . . . . Colin Simmons (2.0), Texas (2024)  
 Returned an interception for a TD: . . . . . Kale Smith (73 yards), at Oklahoma State (2024)

### SPECIAL TEAMS

Kicked 5+ field goals: . . . . . Harrison Mevis (5-5), at Missouri (2020)  
 Kicked 4+ field goals: . . . . . Damian Ramos (4-4), LSU (2024)  
 Returned a punt for a TD: . . . . . Keionte Scott (74), Auburn (2023)  
 Returned a kick for a TD: . . . . . Jashaun Corbin (100), vs. Texas A&M (2018)



# GAME 11: LA TECH

## ARKANSAS BIG PLAYS FROM SCRIMMAGE

Opponent	Rushing					Passing					TOTAL
	10-19	20-29	30-39	40-49	50+	15-19	20-29	30-39	40-49	50+	
UAPB	3	0	2	1	0	6	5	1	0	0	18
at Oklahoma State	9	2	1	0	0	7	1	4	1	0	25
UAB	11	2	0	0	0	3	2	0	0	0	18
at Auburn	6	1	0	0	0	2	0	0	0	1	10
vs. Texas A&M	3	2	0	0	0	4	2	0	0	1	12
Tennessee	2	2	0	0	0	5	4	1	0	0	14
LSU	1	0	0	0	0	2	3	0	0	0	6
at Mississippi State	7	3	1	0	1	3	4	2	0	0	21
Ole Miss	6	1	0	1	0	3	6	0	2	0	19
Texas	4	0	0	0	0	0	3	0	0	0	7
Louisiana Tech											
at Missouri											
<b>TOTAL</b>	<b>52</b>	<b>13</b>	<b>4</b>	<b>2</b>	<b>1</b>	<b>35</b>	<b>30</b>	<b>8</b>	<b>3</b>	<b>2</b>	<b>150</b>

## OPPONENT BIG PLAYS FROM SCRIMMAGE

Opponent	Rushing					Passing					TOTAL
	10-19	20-29	30-39	40-49	50+	15-19	20-29	30-39	40-49	50+	
UAPB	1	0	0	0	0	4	1	0	0	0	6
at Oklahoma State	1	0	0	0	0	4	0	1	0	1	7
UAB	2	0	0	0	0	1	3	1	0	0	7
at Auburn	1	1	1	0	0	2	1	0	0	2	8
vs. Texas A&M	2	1	1	0	0	0	2	0	0	1	7
Tennessee	1	0	0	0	1	2	0	0	1	0	5
LSU	2	1	0	0	0	1	1	0	0	0	5
at Mississippi State	3	1	1	0	0	2	1	3	0	1	12
Ole Miss	0	0	1	0	0	3	4	1	0	4	13
Texas	1	1	0	0	0	4	2	1	0	0	9
Louisiana Tech											
at Missouri											
<b>TOTAL</b>	<b>14</b>	<b>5</b>	<b>4</b>	<b>0</b>	<b>1</b>	<b>23</b>	<b>15</b>	<b>7</b>	<b>1</b>	<b>9</b>	<b>79</b>

## FIRST DOWN GAME LOG

Arkansas					Opponents				
Opponent	Rush	Pass	Penalty	TOTAL	Opponent	Rush	Pass	Penalty	TOTAL
UAPB	12	22	0	34	UAPB	3	6	1	10
at Oklahoma State	15	18	0	33	at Oklahoma State	2	15	4	21
UAB	18	6	5	29	UAB	5	14	3	22
at Auburn	14	5	2	21	at Auburn	5	12	0	17
vs. Texas A&M	8	11	3	21	vs. Texas A&M	8	6	3	17
Tennessee	9	14	2	23	Tennessee	6	8	2	16
LSU	3	12	0	15	LSU	6	14	5	25
at Mississippi State	13	15	2	30	at Mississippi State	9	12	3	24
Ole Miss	9	13	2	24	Ole Miss	8	18	4	30
Texas	10	5	0	15	Texas	9	10	1	20
Louisiana Tech					Louisiana Tech				
at Missouri					at Missouri				
<b>TOTAL</b>	<b>110</b>	<b>121</b>	<b>14</b>	<b>245</b>	<b>TOTAL</b>	<b>61</b>	<b>115</b>	<b>26</b>	<b>202</b>

## TURNOVER CHART

Takeaways					Giveaways				
Opponent	Fumbles	Interceptions	Total	Pts Off	Fumbles	Interceptions	Total	Points Off	Margin
UAPB	0	0	0	0	0	0	0	0	--
at Oklahoma State	0	1	1	0	2	1	3	18	-2
UAB	0	1	1	0	0	1	1	7	0
at Auburn	1	4	5	10	0	2	2	0	+3
vs. Texas A&M	0	0	0	0	2	1	3	7	-3
Tennessee	0	0	0	0	0	0	0	0	--
LSU	0	0	0	0	2	1	3	11	-3
at Mississippi State	3	2	5	28	0	1	1	8	+4
Ole Miss	0	0	0	0	2	0	2	14	-2
Texas	0	0	0	0	1	1	2	7	-2
Louisiana Tech									
at Missouri									
<b>TOTAL</b>	<b>4</b>	<b>8</b>	<b>12</b>	<b>38</b>	<b>9</b>	<b>8</b>	<b>17</b>	<b>72</b>	<b>-5</b>

# GAME 11: LA TECH

## DRIVE SUPERLATIVES

### Longest Drive

By No. of Plays  
By No. of Yards  
By Time of Possession

### Arkansas

16 (74 yards, 9:13) vs. Tennessee, FG  
99 (5 plays, 3:09) at Mississippi State, TD  
10:17 (12 plays, 86 yards) vs. UAPB, TD

### Opponents

15 plays 2x (66 yards, 7:27) vs. UAB, FG  
83 yards (12 plays, 6:33) vs. UAB, TD  
8:22 (13 plays, 80 yards) vs. LSU, TD

### Shortest Drive

By No. of Plays  
By No. of Yards  
By Time of Possession

### Arkansas

1 8x (-6 yards, 0:19) vs. Texas, end of half  
-10 (3 plays, 2:10) vs. Ole Miss, punt  
0:01 (1 play, -2 yards) vs. Tennessee, end of half

### Opponents

1 8x (62 yards, 0:08) vs. Ole Miss, TD  
-10 (4 plays, 1:22) at Auburn, downs  
0:06 (1 play, 2 yards) vs. LSU, TD

### Scoring Drive Breakdown

Yardage	ARKANSAS		OPPONENT	
	TD	FG	TD	FG
No drive	-	-	2	-
Neg. Yards	-	-	-	-
0-9	-	-	1	1
10-19	1	1	2	-
20-29	1	1	2	1
30-39	-	2	1	3
40-49	3	3	-	-
50-59	1	1	-	3
60-69	6	4	6	3
70-79	19	2	13	1
80-89	5	-	4	-
90-99	2	-	-	-
<b>TOTALS</b>	<b>38</b>	<b>14</b>	<b>31</b>	<b>12</b>

### Game-Opening Drives

OPP	ARKANSAS			OPPONENTS		
	PTS	1STS	YDS	PTS	1STS	YDS
UAPB	7	3	66	0	0	-4
at Oklahoma St.	0	2	44	0	3	39
UAB	0	1	23	3	4	66
at Auburn	0	3	57	0	3	48
vs. Texas A&M	7	0	75	0	0	7
Tennessee	3	4	78	0	0	-5
LSU	0	2	52	7	6	76
at Miss. State	7	2	23	0	0	-2
Ole Miss	0	2	20	0	4	71
Texas	0	0	7	0	1	18
Louisiana Tech						
at Missouri						
<b>TOTALS</b>	<b>24</b>	<b>19</b>	<b>445</b>	<b>10</b>	<b>21</b>	<b>314</b>

### Second Half-Opening Drives

OPP	ARKANSAS			OPPONENTS		
	PTS	1STS	YDS	PTS	1STS	YDS
UAPB	7	3	67	0	0	2
at Oklahoma St.	0	2	34	3	5	62
UAB	7	5	84	0	0	-4
at Auburn	0	0	-2	0	1	18
vs. Texas A&M	0	2	43	0	1	20
Tennessee	0	0	-6	7	2	75
LSU	3	3	42	0	2	27
at Miss. State	3	2	62	0	1	37
Ole Miss	7	3	75	7	2	75
Texas	0	1	-5	3	1	36
Louisiana Tech						
at Missouri						
<b>TOTALS</b>	<b>27</b>	<b>21</b>	<b>394</b>	<b>20</b>	<b>15</b>	<b>348</b>

### Three & Out Drives

	ARKANSAS	OPPONENT
	THREE-&-OUTS/DRIVES	THREE-&-OUTS/DRIVES
UAPB	0/10 (0%)	4/11 (36.4%)
at Oklahoma State	1/15 (6.7%)	3/14 (21.4%)
UAB	0/10 (0%)	2/10 (20.0%)
at Auburn	2/13 (15.4%)	2/13 (15.4%)
vs. Texas A&M	4/13 (30.8%)	5/14 (35.7%)
Tennessee	3/11 (27.3%)	3/11 (27.3%)
LSU	1/10 (10.0%)	0/10 (0%)
at Mississippi State	1/13 (7.7%)	0/13 (0%)
Ole Miss	3/13 (23.1%)	0/12 (0%)
Texas	3/11 (27.3%)	4/11 (36.4%)
Louisiana Tech	(0%)	(0%)
at Missouri	(0%)	(0%)
<b>TOTALS</b>	<b>18/119 (15.1%)</b>	<b>23/119 (19.3%)</b>

# GAME 11: LA TECH

## ARKANSAS DRIVE CHARTS

### UAPB

Qtr.	Time	Start	Pl-Yds	TOP	Result
1st	14:54	ARK34	8-66	02:46	*TOUCHDOWN
1st	10:37	UAPB40	5-40	02:21	*TOUCHDOWN
1st	06:14	ARK40	3-60	01:11	*TOUCHDOWN
1st	03:17	UAPB40	7-40	02:05	*TOUCHDOWN
2nd	15:00	ARK35	6-65	02:54	*TOUCHDOWN
2nd	08:46	ARK19	6-81	03:09	*TOUCHDOWN
2nd	01:42	ARK23	7-77	01:33	*TOUCHDOWN
3rd	08:31	ARK33	6-67	02:18	*TOUCHDOWN
3rd	03:31	ARK14	12-86	10:17	*TOUCHDOWN
4th	04:11	ARK10	10-90	03:35	*TOUCHDOWN

### at Oklahoma State

Qtr.	Time	Start	Pl-Yds	TOP	Result
1st	12:08	ARK20	5-39	02:39	punt
1st	08:46	OSU45	6-45	02:54	*TOUCHDOWN
1st	04:43	ARK17	8-83	03:12	*TOUCHDOWN
2nd	14:50	ARK16	11-55	06:00	interception
2nd	08:50	ARK25	7-75	03:45	*TOUCHDOWN
2nd	03:29	ARK30	3-(-1)	00:42	punt
2nd	01:38	ARK35	4-45	01:38	end of half
3rd	14:55	ARK16	7-34	03:05	punt
3rd	06:45	ARK25	6-24	03:20	fumble
3rd	00:39	ARK25	11-51	03:55	missed fg
4th	09:37	ARK35	6-45	02:52	downs
4th	05:13	ARK25	3-75	01:12	*TOUCHDOWN
4th	00:55	ARK25	8-48	00:55	*FIELD GOAL
OT1	0:00	OSU25	6-(-3)	00:00	missed fg
OT2	00:00	OSU25	5-18	00:00	downs

### UAB

Qtr.	Time	Start	Pl-Yds	TOP	Result
1st	07:33	ARK25	3-23	00:53	interception
1st	06:01	UAB23	7-13	02:01	*FIELD GOAL
2nd	14:51	ARK25	12-75	05:34	*TOUCHDOWN
2nd	07:13	ARK31	6-69	02:25	*TOUCHDOWN
2nd	01:53	ARK25	6-42	00:50	*FIELD GOAL
3rd	14:56	ARK16	11-84	04:56	*TOUCHDOWN
3rd	07:41	ARK39	7-34	03:19	missed fg
3rd	01:33	ARK12	7-66	03:02	*FIELD GOAL
4th	06:55	ARK25	7-75	03:19	*TOUCHDOWN
4th	00:54	ARK31	2-(-2)	00:54	end of half

### at Auburn

Qtr.	Time	Start	Pl-Yds	TOP	Result
1st	15:00	ARK25	11-52	04:36	missed fg
1st	06:54	ARK19	15-81	07:05	*TOUCHDOWN
2nd	11:47	ARK10	6-11	02:51	punt
2nd	06:45	ARK25	7-25	03:22	downs
2nd	01:52	ARK20	3-6	00:55	punt
2nd	00:46	AUB27	1-0	00:11	interception
2nd	00:26	ARK08	1-(-1)	00:26	end of half
3rd	12:20	AUB43	3-(-2)	01:17	interception
3rd	10:11	ARK22	3-4	01:39	punt
3rd	05:44	ARK25	9-75	03:41	*TOUCHDOWN
3rd	00:05	AUB45	8-20	03:01	*FIELD GOAL
4th	09:50	ARK25	12-75	06:12	*TOUCHDOWN
4th	02:16	AUB23	6-3	01:20	downs

### vs. Texas A&M

Qtr.	Time	Start	Pl-Yds	TOP	Result
1st	15:00	ARK25	3-75	01:11	*TOUCHDOWN
1st	12:30	ARK33	3-5	00:56	punt
1st	10:28	ARK25	10-75	05:38	*TOUCHDOWN
1st	02:38	ARK08	5-22	02:46	punt
2nd	09:48	ARK09	1-1	00:06	fumble
2nd	08:58	ARK25	3-0	00:25	punt
2nd	07:36	ARK15	3-(-5)	01:35	punt
2nd	05:05	ARK07	9-41	03:34	interception
3rd	13:20	ARK20	10-43	04:14	downs
3rd	06:58	ARK10	3-7	01:23	punt
3rd	02:36	ARK15	10-58	04:12	*FIELD GOAL
4th	09:00	ARK25	7-32	03:25	punt
4th	02:44	ARK10	5-18	01:14	fumble

## OPPONENT DRIVE CHARTS

### UAPB

Qtr.	Time	Start	Pl-Yds	TOP	Result
1st	12:08	UAPB25	3-(-4)	01:31	punt
1st	08:16	UAPB25	3-(-1)	02:02	punt
1st	05:03	UAPB25	3-0	01:46	punt
1st	01:12	UAPB25	4-8	01:12	punt
2nd	12:06	UAPB25	7-28	03:20	punt
2nd	05:37	UAPB25	8-29	03:55	punt
2nd	00:04	UAPB22	1-4	00:04	end of half
3rd	15:00	UAPB25	3-2	06:29	punt
3rd	06:13	UAPB25	5-20	02:42	punt
4th	08:14	UAPB25	8-20	04:03	punt
4th	00:36	UAPB25	1-2	00:36	end of game

### at Oklahoma State

Qtr.	Time	Start	Pl-Yds	TOP	Result
1st	15:00	OSU25	8-55	02:52	downs
1st	09:29	OSU01	3-2	00:43	punt
1st	05:52	OSU25	5-14	01:09	punt
2nd	01:31	OSU35	3-5	01:41	punt
2nd	04:58	OSU25	3-5	01:29	punt
2nd	02:47	OSU18	4-12	01:09	interception
2nd	11:50	OSU10	15-62	05:05	*FIELD GOAL
3rd	03:25	ARK49	8-31	02:46	*FIELD GOAL
3rd	11:44	OSU24	6-14	01:21	punt
3rd	10:23	ARK25	2-25	00:46	*TOUCHDOWN
4th	06:45	OSU20	5-80	01:32	*TOUCHDOWN
4th	04:01	OSU25	9-55	03:06	*FIELD GOAL
OT1	00:00	ARK25	4-1	00:00	missed fg
OT2	00:00	ARK25	3-25	00:00	*TOUCHDOWN

### UAB

Qtr.	Time	Start	Pl-Yds	TOP	Result
1st	15:00	UAB25	15-66	07:27	*FIELD GOAL
1st	06:40	ARK15	2-15	00:35	*TOUCHDOWN
1st	04:00	UAB25	8-75	04:09	*TOUCHDOWN
2nd	09:10	UAB28	3-(-3)	01:57	punt
2nd	04:48	UAB25	8-70	02:55	*FIELD GOAL
2nd	01:03	UAB25	3-(-3)	01:03	end of half
3rd	10:00	UAB25	3-(-4)	02:19	punt
3rd	04:22	UAB27	6-28	02:49	punt
4th	13:28	UAB17	12-83	06:33	*TOUCHDOWN
4th	03:36	UAB25	9-40	02:42	interception

### at Auburn

Qtr.	Time	Start	Pl-Yds	TOP	Result
1st	10:24	AUB23	7-48	03:30	interception
2nd	14:40	AUB06	7-49	02:53	punt
2nd	08:56	AUB26	3-1	02:11	punt
2nd	03:23	ARK50	4-50	01:31	fumble
2nd	00:57	AUB30	2-0	00:11	interception
2nd	00:35	AUB48	2-25	00:09	interception
3rd	15:00	AUB25	7-18	02:40	downs
3rd	11:03	AUB27	3-2	00:52	punt
3rd	08:32	AUB23	6-77	02:48	*TOUCHDOWN
3rd	01:56	AUB27	4-20	01:51	interception
4th	11:57	AUB25	4-75	02:07	*TOUCHDOWN
4th	03:38	AUB33	4-(-10)	01:22	downs
4th	00:56	AUB20	8-71	00:56	end of game

### vs. Texas A&M

Qtr.	Time	Start	Pl-Yds	TOP	Result
1st	13:49	TAMU25	3-7	01:19	punt
1st	11:34	TAMU30	3-70	01:06	*TOUCHDOWN
1st	04:50	TAMU25	3-9	02:12	punt
2nd	14:52	TAMU20	9-37	05:04	punt
2nd	09:42	ARK10	2-10	00:44	*TOUCHDOWN
2nd	08:33	TAMU34	3-3	00:57	punt
2nd	06:01	TAMU46	3-3	00:56	punt
2nd	01:31	TAMU34	5-9	01:31	end of half
3rd	15:00	TAMU25	3-20	01:40	punt
3rd	09:06	TAMU37	4-17	02:08	punt
3rd	05:35	TAMU35	5-11	02:59	punt
4th	13:24	TAMU25	8-75	04:24	*TOUCHDOWN
4th	05:35	TAMU01	5-50	02:51	punt
4th	01:30	TAMU42	4-11	01:30	end of game



# GAME 11: LA TECH

## ARKANSAS DRIVE CHARTS

### Tennessee

Qtr.	Time	Start	Pl-Yds	TOP	Result
1st	15:00	ARK25	16-74	09:13	*FIELD GOAL
1st	03:28	ARK29	7-37	02:55	downs
2nd	12:15	ARK06	13-74	05:28	downs
2nd	04:58	ARK43	9-31	03:07	missed fg
2nd	00:01	ARK42	1-(-2)	00:01	end of half
3rd	12:33	ARK25	3-(-6)	02:05	punt
3rd	08:19	ARK25	8-75	03:41	*TOUCHDOWN
3rd	01:23	ARK20	10-78	04:15	*FIELD GOAL
4th	10:49	ARK28	3-7	01:10	punt
4th	05:36	ARK09	3-5	01:31	punt
4th	03:20	ARK41	4-59	02:03	*TOUCHDOWN

### LSU

Qtr.	Time	Start	Pl-Yds	TOP	Result
1st	10:21	ARK25	8-52	4:00	missed fg
1st	00:38	ARK25	1-13	00:08	fumble
2nd	13:04	ARK25	9-75	04:39	*TOUCHDOWN
2nd	03:10	ARK25	8-26	02:01	punt
3rd	15:00	ARK25	11-42	05:03	*FIELD GOAL
3rd	05:02	ARK14	1-0	00:04	interception
3rd	04:52	ARK25	6-28	03:16	punt
4th	11:57	ARK25	3-(-3)	01:15	punt
4th	02:20	ARK25	1-10	00:10	fumble
4th	00:31	ARK26	4-24	00:31	end of game

### at Mississippi State

Qtr.	Time	Start	Pl-Yds	TOP	Result
1st	14:26	MSU23	3-23	01:20	*TOUCHDOWN
1st	11:45	ARK25	7-66	02:55	*FIELD GOAL
1st	05:26	ARK22	6-78	03:17	*TOUCHDOWN
2nd	12:44	ARK24	5-76	01:54	*TOUCHDOWN
2nd	04:27	ARK03	3-7	01:17	punt
2nd	01:54	ARK25	8-75	01:38	*TOUCHDOWN
3rd	15:00	ARK25	7-62	03:37	*FIELD GOAL
3rd	10:33	ARK38	7-62	03:42	*TOUCHDOWN
3rd	04:40	ARK25	1-0	00:16	interception
3rd	03:57	ARK25	10-64	04:53	*FIELD GOAL
4th	09:00	ARK01	5-99	03:09	*TOUCHDOWN
4th	05:42	MSU12	2-12	00:52	*TOUCHDOWN
4th	02:25	ARK43	5-30	02:25	end of game

### Ole Miss

Qtr.	Time	Start	Pl-Yds	TOP	Result
1st	15:00	ARK25	4-10	02:50	punt
1st	07:43	ARK01	3-(-1)	00:47	fumble
1st	06:56	ARK25	7-38	03:37	*FIELD GOAL
2nd	14:28	ARK25	3-(-10)	02:10	punt
2nd	12:10	ARK25	3-3	01:26	punt
2nd	10:07	ARK25	9-75	04:17	*TOUCHDOWN
2nd	03:29	ARK20	10-53	02:11	missed fg
2nd	00:05	ARK25	1-14	00:05	end of half
3rd	12:00	ARK25	5-75	02:11	*TOUCHDOWN
3rd	06:59	ARK25	3-(-5)	01:25	punt
3rd	04:48	ARK25	7-75	02:26	*TOUCHDOWN
4th	13:59	ARK15	4-85	01:36	fumble
4th	06:47	ARK25	8-75	03:33	*TOUCHDOWN

### Texas

Qtr.	Time	Start	Pl-Yds	TOP	Result
1st	12:57	ARK21	3-7	01:18	punt
1st	10:12	ARK26	2-9	00:32	interception
1st	07:17	ARK17	3-6	01:56	punt
1st	03:58	ARK25	7-15	03:58	punt
2nd	11:15	ARK25	7-29	03:58	punt
2nd	01:49	ARK20	3-4	01:03	punt
2nd	00:19	ARK38	1-(-6)	00:19	end of half
3rd	14:56	ARK14	6-(-5)	03:43	punt
3rd	08:36	ARK25	12-75	04:57	*TOUCHDOWN
3rd	02:45	ARK35	10-39	04:57	*FIELD GOAL
4th	09:05	ARK25	6-48	02:10	fumble

## OPPONENT DRIVE CHARTS

### Tennessee

Qtr.	Time	Start	Pl-Yds	TOP	Result
1st	05:48	UT25	3-(-5)	02:20	punt
1st	00:33	UT34	8-29	03:18	punt
2nd	06:47	UT20	3-(-5)	01:49	punt
2nd	01:51	UT26	9-32	01:50	downs
3rd	15:00	UT25	7-75	02:27	*TOUCHDOWN
3rd	10:28	UT40	6-60	02:09	*TOUCHDOWN
3rd	04:33	UT25	5-30	03:10	punt
4th	12:08	UT25	5-10	01:19	punt
4th	09:39	UT20	8-29	04:03	punt
4th	04:05	UT20	3-1	00:45	punt
4th	01:17	UT25	7-59	01:17	downs

### LSU

Qtr.	Time	Start	Pl-Yds	TOP	Result
1st	15:00	LSU25	8-75	04:39	*TOUCHDOWN
1st	06:21	LSU24	14-60	05:43	*FIELD GOAL
1st	00:30	ARK38	6-7	02:26	*FIELD GOAL
2nd	08:25	LSU25	11-59	05:15	*FIELD GOAL
2nd	01:09	LSU02	3-20	01:09	end of half
3rd	09:57	LSU25	7-27	04:55	punt
3rd	04:58	ARK02	1-2	00:06	*TOUCHDOWN
3rd	01:36	LSU20	8-50	04:39	*FIELD GOAL
4th	10:42	LSU20	14-80	08:22	*TOUCHDOWN
4th	02:10	ARK27	4-1	01:39	downs

### at Mississippi State

Qtr.	Time	Start	Pl-Yds	TOP	Result
1st	15:00	MSU25	2-(-2)	00:34	fumble
1st	13:06	MSU25	5-75	01:21	*TOUCHDOWN
1st	08:50	MSU25	8-53	03:24	downs
1st	02:09	MSU25	12-51	04:25	missed fg
2nd	10:42	MSU46	12-51	06:15	downs
2nd	03:10	ARK48	6-30	01:16	*FIELD GOAL
2nd	00:16	MSU25	1-2	00:16	end of half
3rd	11:23	MSU25	3-37	00:50	fumble
3rd	06:51	MSU25	6-75	02:11	*TOUCHDOWN
3rd	04:24	ARK35	2-35	00:27	*TOUCHDOWN
4th	14:04	MSU25	11-74	05:04	fumble
4th	05:51	MSU25	1-0	00:09	interception
4th	04:50	MSU25	6-21	02:25	interception

### Ole Miss

Qtr.	Time	Start	Pl-Yds	TOP	Result
1st	12:10	OM23	13-76	04:27	downs
1st	03:19	OM25	11-75	03:51	*TOUCHDOWN
2nd	12:18	OM38	1-62	00:08	*TOUCHDOWN
2nd	10:44	OM32	2-68	00:37	*TOUCHDOWN
2nd	05:50	OM25	6-23	02:21	punt
2nd	01:18	OM27	8-73	01:13	*TOUCHDOWN
3rd	15:00	OM25	7-75	03:00	*TOUCHDOWN
3rd	09:41	OM21	6-79	02:42	*TOUCHDOWN
3rd	05:34	OM36	2-64	00:46	*TOUCHDOWN
3rd	02:12	OM30	5-21	03:13	punt
4th	12:23	OM20	10-80	05:36	*TOUCHDOWN
4th	03:14	OM25	5-23	03:14	end of game

### Texas

Qtr.	Time	Start	Pl-Yds	TOP	Result
1st	15:00	TEX25	5-18	02:03	punt
1st	11:39	TEX35	3-0	01:27	punt
1st	09:40	TEX39	6-61	02:17	*TOUCHDOWN
1st	05:21	TEX37	3-(-1)	01:23	punt
2nd	15:00	ARK48	11-27	03:45	*FIELD GOAL
2nd	07:17	TEX14	12-45	05:28	punt
2nd	00:46	TEX17	3-3	00:27	punt
3rd	11:13	TEX49	7-36	02:37	*FIELD GOAL
3rd	03:39	TEX25	3-(-2)	00:54	punt
4th	12:41	TEX25	8-75	03:36	*TOUCHDOWN
4th	06:55	TEX27	14-43	06:55	end of game

# GAME 11: LA TECH

## RAZORBACKS BY POSITION

No.	Name	Ht.	Wt.	Cl.	Hometown (Previous School)
<b>QB (5)</b>					
3	Malachi Singleton	6-1	225	R-Fr.	Kennesaw, Ga. (North Cobb HS)
10	Taylen Green	6-6	230	R-Jr.	Lewisville, Texas (Lewisville HS/Boise State)
15	KJ Jackson	6-4	219	Fr.	Montgomery, Ala. (St. James School)
16	Blake Boda	6-4	216	R-Fr.	Daytona Beach, Fla. (Cocoa HS/Coastal Carolina)
19	Austin Ledbetter	6-1	206	R-Fr.	Bryant, Ark. (Bryant HS)

No.	Name	Ht.	Wt.	Cl.	Hometown (Previous School)
<b>RB (9)</b>					
0	Braylen Russell	6-1	253	Fr.	Benton, Ark. (Benton HS)
7	Rashod Dubinion	5-10	201	Jr.	Ellenwood, Ga. (Cedar Grove HS)
20	Rodney Hill	5-10	186	R-So.	Statesboro, Ga. (Bulloch Academy/Florida A&M)
21	Emmanuel Crawford	5-10	175	R-Fr.	Grove, Okla. (Grove HS)
22	Ja'Quinden Jackson	6-2	233	R-Sr.	Dallas, Texas (Duncanville HS/Utah)
24	JuJu Pope	6-0	213	Fr.	Pope, Miss. (South Panola HS)
26	Cade Fields	6-1	219	R-So.	Fayetteville, Ark. (Fayetteville HS/Ark. Tech)
28	Jezreel Bachert	6-1	216	R-So.	Big Sandy, Texas (Big Sandy HS)
29	Tyrell Reed Jr.	5-10	211	So.	Topeka, Kan. (Lawrence HS/Hutchinson CC)

No.	Name	Ht.	Wt.	Cl.	Hometown (Previous School)
<b>WR (17)</b>					
2	Andrew Armstrong	6-4	202	*R-Sr.	Dallas, Texas (Bishop Dunne HS/TAMUC)
4	Isaac TeSlaa	6-4	217	*Sr.	Hudsonville, Mich. (Unity Christian/Hillsdale)
5	Tyrone Broden	6-7	200	*R-Sr.	Detroit, Mich. (West Bloomfield HS/BGSU)
6	Isaiah Sategna	5-11	185	R-So.	Fayetteville, Ark. (Fayetteville HS)
11	Jordan Anthony	5-10	162	R-So.	Tylertown, Miss. (Tylertown HS/Texas A&M)
13	Rykar Acebo	6-4	200	R-So.	Jonesboro, Ark. (Jonesboro HS)
14	Bryce Stephens	6-0	189	R-Jr.	Oklahoma City, Okla. (John Marshall HS)
17	CJ Brown	6-1	193	Fr.	Bentonville, Ark. (Bentonville HS)
18	Krosse Johnson	5-10	185	Fr.	New Orleans, La. (Holy Cross School)
23	Zach Taylor	6-4	170	Fr.	Yoakum, Texas (Yoakum HS)
82	Monte Harrison	6-3	230	Fr.	Lee's Summit, Mo. (West HS)
83	Dazmin James	6-2	196	R-Fr.	Clayton, N.C. (Clayton HS)
85	Jace Petty	5-11	171	R-So.	Frisco, Texas (Frisco Independence HS)
86	Walker Catsavis	6-4	180	R-So.	Fort Smith, Ark. (Northside HS/Arkansas St.)
87	Kamron Bibby	6-2	187	R-So.	El Dorado, Ark. (El Dorado HS)
88	Davion Dozier	6-4	204	R-Fr.	Moody, Ala. (Moody HS)
89	Khafre Brown	6-0	203	*R-Sr.	Charlotte, N.C. (West Mecklenburg HS/USF)

No.	Name	Ht.	Wt.	Cl.	Hometown (Previous School)
<b>TE (6)</b>					
9	Luke Hasz	6-3	241	So.	Bixby, Okla. (Bixby HS)
31	Spencer Henslee	6-5	248	R-Fr.	Humble, Texas (Atascocita HS)
41	Kyle Thompson (FB)	6-3	262	R-So.	Aledo, Texas (Aledo HS)
47	Maddox Lassiter	6-3	243	R-Fr.	Warren, Ark. (Warren HS)
80	Shamar Easter	6-5	228	R-Fr.	Ashdown, Ark. (Ashdown HS)
81	Andreas Paaske	6-6	265	Sr.	Copenhagen, Denmark (Søllerød Sr. Sport/E. Mich)

No.	Name	Ht.	Wt.	Cl.	Hometown (Previous School)
<b>OL (19)</b>					
50	Kobe Branham	6-5	331	Fr.	Fort Smith, Ark. (Southside HS)
53	Ty'Kieast Crawford	6-5	324	*Sr.	Carthage, Texas (Carthage HS/Charlotte)
54	Keyshawn Blackstock	6-5	319	R-Jr.	Covington, Ga. (Newton HS/Michigan St.)
55	Fernando Carmona	6-5	322	R-Jr.	Las Vegas, Nev. (Las Vegas HS/San Jose St.)
56	Amaury Wiggins	6-3	306	R-Jr.	Pensacola, Fla. (Pine Forrest HS/Coffeyville CC)
57	Zuri Madison	6-3	314	Fr.	Lexington, Ky. (Douglass HS)
58	Tim Dawn	6-2	315	R-So.	Camden, Ark. (Camden Fairview HS/Baylor)
60	Jonas Nantze	6-5	291	Fr.	Springdale, Ark. (Shiloh Christian Academy)
62	Alex Johnson	6-3	289	Fr.	Little Rock, Ark. (Catholic HS)
63	Addison Nichols	6-5	329	R-So.	Norcross, Ga. (GAC School/Tennessee)
65	Aaron Smith	6-6	298	R-Fr.	Conway, Ark. (Conway HS)
67	Josh Street	6-6	316	R-Jr.	Bentonville, Ark. (Bentonville HS)
72	Joshua Braun	6-6	338	R-Sr.	Live Oak, Fla. (Suzanne HS/Florida)
73	Brooks Edmonson	6-4	313	R-So.	Bryant, Ark. (Bryant HS)
74	Luke Brown	6-6	315	R-Fr.	Paris, Tenn. (Paris HS)
75	Patrick Kutas	6-5	313	Jr.	Memphis, Tenn. (Christian Brothers HS)
76	E'Marion Harris	6-7	300	R-So.	Little Rock, Ark. (Joe T. Robinson HS)
78	Joe More	6-5	311	*R-Sr.	Franklin, Tenn. (Christ Pres. Academy/Syracuse)
79	Tommy Varhall	6-8	344	R-Jr.	Overland Park, Kan. (IMG Academy/Maryland)

## RAZORBACKS BY POSITION

No.	Name	Ht.	Wt.	Cl.	Hometown (Previous School)
<b>DB (23)</b>					
1	Kee'yon Stewart	6-0	184	*R-Sr.	Houston, Texas (North Shore HS/TCU)
2	Selman Bridges	6-2	175	Fr.	Temple, Texas (Lake Belton HS)
3	Doneiko Slaughter	6-0	190	*Sr.	Roswell, Ga. (Roswell HS/Tennessee)
8	Jayden Johnson	6-2	205	Sr.	Cedartown, Ga. (Cedartown HS)
11	Jaylon Braxton	6-0	190	So.	Frisco, Texas (Lone Star HS)
13	Marquise Robinson	6-1	192	Sr.	Crosby, Miss. (Wilkinson County HS/S. Alabama)
15	Jaheim Singletary	6-2	187	R-So.	Jacksonville, Fla. (Riverside HS/Georgia)
16	Miguel Mitchell	6-1	222	Jr.	Oxford, Ala. (Oxford HS/Florida)
17	Hudson Clark	6-2	191	*R-Sr.	Dallas, Texas (Highland Park HS)
18	TJ Metcalf	6-1	200	So.	Birmingham, Ala. (Pinson Valley HS)
19	Dallas Young	6-0	196	R-Fr.	Gardendale, Ala. (Gardendale HS)
24	Tevis Metcalf	5-10	192	Fr.	Clay, Ala. (Clay-Chalkville HS)
25	Anthony Switzer	6-0	220	*R-Sr.	Marion, Ark. (Marion HS/Utah State)
26	Christian Ford	6-0	184	R-Fr.	McKinney, Texas (McKinney HS)
27	Ahkhari Johnson	5-11	186	Fr.	Texarkana, Texas (Pleasant Grove HS)
29	Jaden Allen	5-10	166	Fr.	Aledo, Texas (Aledo HS)
32	Landon Phipps	6-0	184	R-So.	Springdale, Ark. (Springdale HS)
33	Dylan Hasz	5-11	190	So.	Bixby, Okla. (Bixby HS)
34	Jabrae Shaw	5-10	190	R-Fr.	Pine Bluff, Ark. (Mills HS)
38	Anton Pierce	6-2	209	R-Fr.	Little Rock, Ark. (Mills HS)
39	Aidan McCowan	5-10	165	R-So.	Frisco, Texas (Frisco Independence HS)
47	Braylon Watson	6-2	200	R-So.	Malvern, Ark. (Malvern HS)
49	John Paul Pickens	6-0	186	R-So.	Jonesboro, Ark. (Jonesboro HS)

No.	Name	Ht.	Wt.	Cl.	Hometown (Previous School)
<b>LB (15)</b>					
7	Bradley Shaw	6-1	235	Fr.	Hoover, Ala. (Hoover HS)
10	Xavian Sorey Jr.	6-3	225	R-Jr.	Campbellton, Fla. (IMG Academy/Georgia)
14	Stephen Dix Jr.	6-1	234	R-Sr.	Orlando, Fla. (Dr. Phillips HS/Marshall)
20	Alex Sanford	6-1	225	So.	Oxford, Miss. (Oxford HS)
22	Brad Spence	6-2	238	So.	Houston, Texas (Klein Forest HS)
23	Carson Dean	6-4	234	R-Fr.	Frisco, Texas (Hebron HS)
28	Justin Logan	6-2	230	Fr.	Kennesaw, Ga. (Kell HS)
30	Larry Worth III	6-4	224	Jr.	Jacksonville, Fla. (Baldwin HS/Jacksonville St.)
35	Brooks Yurachek	6-1	225	R-Fr.	Fayetteville, Ark. (Fayetteville HS/Wake Forest)
42	Wyatt Simmons	6-1	224	Fr.	Searcy, Ark. (Harding Academy)
43	Brooks Both	6-0	232	R-Sr.	Harrison, Ark. (Harrison HS)
44	Kaden Henley	6-2	236	R-So.	Springdale, Ark. (Shiloh Christian Academy)
45	Preston Davis	5-11	221	Fr.	Little Rock, Ark. (LR Christian Academy)
48	Joseph Whitt	6-0	201	Fr.	Prosper, Texas (Prosper HS)
57	Mason Schueck	6-2	220	R-So.	Little Rock, Ark. (Pulaski Academy)

No.	Name	Ht.	Wt.	Cl.	Hometown (Previous School)
<b>DL (16)</b>					
0	Nico Davillier	6-4	271	Jr.	Maumelle, Ark. (Maumelle HS)
4	Anton Juncaj	6-3	272	*Sr.	Port Jervis, N.Y. (Minisink HS/Albany)
5	Cameron Ball	6-5	324	R-Jr.	Atlanta, Ga. (Tri-Cities HS)
6	Kavion Henderson	6-2	261	Fr.	Leeds, Ala. (Leeds HS)
9	Charlie Collins	6-5	261	Fr.	Pine Bluff, Ark. (Mills HS)
40	Landon Jackson	6-7	280	Sr.	Texarkana, Texas (Pleasant Grove HS/LSU)
50	Eric Gregory	6-4	320	*R-Sr.	Memphis, Tenn. (IMG Academy)
52	Donovan Whitten	6-3	248	R-Fr.	Arkadelphia, Ark. (Arkadelphia HS)
55	JJ Hollingsworth	6-3	264	R-So.	Greenland, Ark. (Greenland HS)
93	Keivie Rose	6-3	314	*R-Sr.	Henderson, Texas (Henderson HS/La. Tech)
94	Jon Hill	6-5	254	R-Jr.	Dumas, Ark. (Dumas HS)
95	Ian Geffrard	6-5	388	R-Fr.	Mableton, Ga. (Whitefield Academy)
96	Elijah Brown	6-3	376	So.	El Dorado, Ark. (Parkers Chapel HS)
97	Quincy Rhodes Jr.	6-6	280	So.	North Little Rock, Ark. (N. Little Rock HS)
98	Danny Saili	6-3	375	Jr.	Topeka, Kan. (Topeka HS/BYU)
99	Kaleb James	6-4	272	R-Fr.	Mansfield, Texas (Mansfield HS)

No.	Name	Ht.	Wt.	Cl.	Hometown (Previous School)
<b>Specialists (8)</b>					
30	Ashton Ngo (LS)	5-11	237	R-Jr.	Andover, Kan. (Andover HS/Hutchinson CC)
36	Matthew Shipley (K)	6-1	198	*Sr.	Liberty Hill, Texas (Liberty Hill HS/Hawai'i)
37	Devin Bale (P)	6-3	204	R-Jr.	La Jolla, Calif. (La Jolla HS/Northern Colorado)
39	Kyle Ramsey (K)	6-2	198	*R-Sr.	Missouri City, Texas (Ridgepoint HS/ACU)
45	Max Schmidly (LS)	6-3	211	R-Fr.	Charlotte, N.C. (Myers Park HS)
46	Charlie Von Der Meden (K)	6-0	180	Fr.	Tomball, Texas (Tomball HS)
90	Vito Calvaruso (K)	6-3	206	R-Sr.	Jefferson City, Mo. (Helias Catholic HS/Wisconsin)
95	Sam Dubwig (P)	6-3	231	Fr.	Cabot, Ark. (Cabot HS)

# GAME 11: LA TECH

## ALPHABETICAL ROSTER

No.	Name	Pos.
13	Rykar Acebo	WR
29	Jaden Allen	DB
11	Jordan Anthony	WR
2	Andrew Armstrong	WR
28	Jezreel Bachert	RB
37	Devin Bale	P
5	Cameron Ball	DL
87	Kamron Bibby	WR
54	Keyshawn Blackstock	OL
16	Blake Boda	QB
43	Brooks Both	LB
50	Kobe Branham	OL
72	Joshua Braun	OL
11	Jaylon Braxton	DB
2	Selman Bridges	DB
5	Tyrone Broden	WR
17	CJ Brown	WR
96	Elijah Brown	DL
89	Khafre Brown	WR
74	Luke Brown	OL
90	Vito Calvaruso	K
55	Fernando Carmona	OL
86	Walker Catsavis	WR
17	Hudson Clark	DB
9	Charlie Collins	DL
21	Emmanuel Crawford	WR
53	Ty'Kieast Crawford	OL
0	Nico Davillier	DL
45	Preston Davis	LB
58	Tim Dawn	OL
23	Carson Dean	LB
14	Stephen Dix Jr.	LB
88	Davion Dozier	WR
7	Rashod Dubinion	RB
95	Sam Dubwig	P
80	Shamar Easter	TE
73	Brooks Edmonson	OL
26	Cade Fields	RB
26	Christian Ford	DB
95	Ian Geffrard	DL
10	Taylen Green	QB
56	Eric Gregory	DL
76	E'Marion Harris	OL
82	Monte Harrison	WR
33	Dylan Hasz	DB
9	Luke Hasz	TE
6	Kavion Henderson	DL
44	Kaden Henley	LB
31	Spencer Henslee	TE
94	Jon Hill	DL
20	Rodney Hill	RB
55	JJ Hollingsworth	DL
22	Ja'Quinden Jackson	RB
15	KJ Jackson	QB
40	Landon Jackson	DL
83	Dazmin James	WR
99	Kaleb James	DL
27	Ahkhari Johnson	DB
62	Alex Johnson	OL
8	Jayden Johnson	DB
18	Krosse Johnson	WR
4	Anton Juncaj	DL
75	Patrick Kutas	OL
47	Maddox Lassiter	TE
19	Austin Ledbetter	QB
28	Justin Logan	LB
57	Zuri Madison	OL
39	Aidan McCowan	DB
24	Tevis Metcalf	DB
18	TJ Metcalf	DB
16	Miguel Mitchell	DB

## NUMERICAL ROSTER

No.	Name	Pos.	Ht.	Wt.	Class	Exp.	Hometown (Previous School)
0	Nico Davillier	DL	6-4	271	Jr.	2L	Maumelle, Ark. (Maumelle HS)
0	Braylen Russell	RB	6-1	253	Fr.	HS	Benton, Ark. (Benton HS)
1	Kee'yon Stewart	DB	6-0	184	*R-Sr.	1L	Houston, Texas (North Shore HS/TCU)
2	Andrew Armstrong	WR	6-4	202	*R-Sr.	1L	Dallas, Texas (Bishop Dunne HS/TAMUC)
2	Selman Bridges	DB	6-2	175	Fr.	HS	Temple, Texas (Lake Belton HS)
3	Malachi Singleton	QB	6-1	225	R-Fr.	RS	Kennesaw, Ga. (North Cobb HS)
3	Doneiko Slaughter	DB	6-0	190	*Sr.	TR	Roswell, Ga. (Roswell HS/Tennessee)
4	Anton Juncaj	DL	6-3	272	*Sr.	TR	Port Jervis, N.Y. (Minisink HS/Albany)
4	Isaac TeSlaa	WR	6-4	217	*Sr.	1L	Hudsonville, Mich. (Unity Christian/Hillsdale)
5	Cameron Ball	DL	6-5	324	R-Jr.	2L	Atlanta, Ga. (Tri-Cities HS)
5	Tyrone Broden	WR	6-7	200	*R-Sr.	1L	Detroit, Mich. (West Bloomfield HS/BGSU)
6	Kavion Henderson	DL	6-2	261	Fr.	HS	Leeds, Ala. (Leeds HS)
6	Isaiah Sategna	WR	5-11	185	R-So.	1L	Fayetteville, Ark. (Fayetteville HS)
7	Rashod Dubinion	RB	5-10	201	Jr.	2L	Ellenwood, Ga. (Cedar Grove HS)
7	Bradley Shaw	LB	6-1	235	Fr.	HS	Hoover, Ala. (Hoover HS)
8	Jayden Johnson	DB	6-2	205	Sr.	3L	Cedartown, Ga. (Cedartown HS)
9	Charlie Collins	DL	6-5	261	Fr.	HS	Pine Bluff, Ark. (Mills HS)
9	Luke Hasz	TE	6-3	241	So.	1L	Bixby, Okla. (Bixby HS)
10	Taylen Green	QB	6-6	230	R-Jr.	TR	Lewisville, Texas (Lewisville HS/Boise State)
10	Xavian Sorey Jr.	LB	6-3	225	R-Jr.	TR	Campbellton, Fla. (IMG Academy/Georgia)
11	Jordan Anthony	WR	5-10	162	R-So.	TR	Tylertown, Miss. (Tylertown HS/Texas A&M)
11	Jaylon Braxton	DB	6-0	190	So.	1L	Frisco, Texas (Lone Star HS)
13	Rykar Acebo	WR	6-4	200	R-So.	SO	Jonesboro, Ark. (Jonesboro HS)
13	Marquise Robinson	DB	6-1	192	Sr.	TR	Crosby, Miss. (Wilkinson County HS/S. Alabama)
14	Stephen Dix Jr.	LB	6-1	234	R-Sr.	TR	Orlando, Fla. (Dr. Phillips HS/Marshall)
14	Bryce Stephens	WR	6-0	189	R-Jr.	2L	Oklahoma City, Okla. (John Marshall HS)
15	KJ Jackson	QB	6-4	219	Fr.	HS	Montgomery, Ala. (St. James School)
15	Jaheim Singletary	DB	6-2	187	R-So.	1L	Jacksonville, Fla. (Riverside HS/Georgia)
16	Blake Boda	QB	6-4	216	R-Fr.	TR	Daytona Beach, Fla. (Cocoa HS/Coastal Carolina)
16	Miguel Mitchell	DB	6-1	222	Jr.	TR	Oxford, Ala. (Oxford HS/Florida)
17	CJ Brown	WR	6-1	193	Fr.	HS	Bentonville, Ark. (Bentonville HS)
17	Hudson Clark	DB	6-2	191	*R-Sr.	4L	Dallas, Texas (Highland Park HS)
18	Krosse Johnson	WR	5-10	185	Fr.	HS	New Orleans, La. (Holy Cross School)
18	TJ Metcalf	DB	6-1	200	So.	1L	Birmingham, Ala. (Pinson Valley HS)
19	Austin Ledbetter	QB	6-1	206	R-Fr.	HS	Bryant, Ark. (Bryant HS)
19	Dallas Young	DB	6-0	196	R-Fr.	RS	Gardendale, Ala. (Gardendale HS)
20	Rodney Hill	RB	5-10	186	R-So.	TR	Statesboro, Ga. (Bulloch Academy/Florida A&M)
20	Alex Sanford	LB	6-1	225	So.	1L	Oxford, Miss. (Oxford HS)
21	Emmanuel Crawford	RB	5-10	175	R-Fr.	RS	Grove, Okla. (Grove HS)
22	Ja'Quinden Jackson	RB	6-2	233	R-Sr.	TR	Dallas, Texas (Duncanville HS/Utah)
22	Brad Spence	LB	6-2	238	So.	1L	Houston, Texas (Klein Forest HS)
23	Carson Dean	LB	6-4	234	R-Fr.	RS	Frisco, Texas (Hebron HS)
23	Zach Taylor	WR	6-4	170	Fr.	HS	Yoakum, Texas (Yoakum HS)
24	Tevis Metcalf	DB	5-10	192	Fr.	HS	Clay, Ala. (Clay-Chalkville HS)
24	JuJu Pope	RB	6-0	213	Fr.	HS	Pope, Miss. (South Panola HS)
25	Anthony Switzer	DB	6-0	220	*R-Sr.	TR	Marion, Ark. (Marion HS/Utah State)
26	Cade Fields	RB	6-1	219	R-So.	TR	Fayetteville, Ark. (Fayetteville HS/Ark. Tech)
26	Christian Ford	DB	6-0	184	R-Fr.	RS	McKinney, Texas (McKinney HS)
27	Ahkhari Johnson	DB	5-11	186	Fr.	HS	Texarkana, Texas (Pleasant Grove HS)
28	Jezreel Bachert	RB	6-1	216	R-So.	SO	Big Sandy, Texas (Big Sandy HS)
28	Justin Logan	LB	6-2	230	Fr.	HS	Kennesaw, Ga. (Kell HS)
29	Jaden Allen	DB	5-10	166	Fr.	HS	Aledo, Texas (Aledo HS)
29	Tyrell Reed Jr.	RB	5-10	211	So.	TR	Topeka, Kan. (Lawrence HS/Hutchinson CC)
30	Ashton Ngo	LS	5-11	237	R-Jr.	RS	Andover, Kan. (Andover HS/Hutchinson CC)
30	Larry Worth III	LB	6-4	224	Jr.	TR	Jacksonville, Fla. (Baldwin HS/Jacksonville St.)
31	Spencer Henslee	TE	6-5	248	R-Fr.	HS	Humble, Texas (Atascocita HS)
32	Landon Phipps	DB	6-0	184	R-So.	SO	Springdale, Ark. (Springdale HS)
33	Dylan Hasz	DB	5-11	190	So.	1L	Bixby, Okla. (Bixby HS)
34	Jabrae Shaw	DB	5-10	190	R-Fr.	RS	Pine Bluff, Ark. (Mills HS)
35	Brooks Yurachek	LB	6-1	225	R-Fr.	TR	Fayetteville, Ark. (Fayetteville HS/Wake Forest)
36	Matthew Shipley	K	6-1	198	*Sr.	TR	Liberty Hill, Texas (Liberty Hill HS/Hawai'i)
37	Devin Bale	P	6-3	204	R-Jr.	RS	La Jolla, Calif. (La Jolla HS/Northern Colorado)
38	Anton Pierce	DB	6-2	209	R-Fr.	RS	Little Rock, Ark. (Mills HS)
39	Aidan McCowan	DB	5-10	165	R-So.	SO	Frisco, Texas (Frisco Independence HS)
39	Kyle Ramsey	K	6-2	198	*R-Sr.	TR	Missouri City, Texas (Ridgepoint HS/Abilene Christian)
40	Landon Jackson	DL	6-7	280	Sr.	2L	Texarkana, Texas (Pleasant Grove HS/LSU)
41	Kyle Thompson	FB	6-3	262	R-So.	1L	Aledo, Texas (Aledo HS)
42	Wyatt Simmons	LB	6-1	224	Fr.	HS	Searcy, Ark. (Harding Academy)
43	Brooks Both	LB	6-0	232	R-Sr.	2L	Harrison, Ark. (Harrison HS)
44	Kaden Henley	LB	6-2	236	R-So.	SO	Springdale, Ark. (Shiloh Christian Academy)
45	Preston Davis	LB	5-11	221	Fr.	HS	Little Rock, Ark. (LR Christian Academy)



# GAME 11: LA TECH

## NUMERICAL ROSTER

No.	Name	Pos.	Ht.	Wt.	Class	Exp.	Hometown (Previous School)
45	Max Schmidly	LS	6-3	211	R-Fr.	RS	Charlotte, N.C. (Myers Park HS)
46	Charlie Von Der Meden	K	6-0	180	Fr.	HS	Tomball, Texas (Tomball HS)
47	Maddox Lassiter	TE	6-3	243	R-Fr.	RS	Warren, Ark. (Warren HS)
47	Braylon Watson	DB	6-2	200	R-So.	SQ	Malvern, Ark. (Malvern HS)
48	Joseph Whitt	LB	6-0	201	Fr.	HS	Prosper, Texas (Prosper HS)
49	John Paul Pickens	DB	6-0	186	R-So.	SQ	Jonesboro, Ark. (Jonesboro HS)
50	Kobe Branham	OL	6-5	331	Fr.	HS	Fort Smith, Ark. (Southside HS)
50	Eric Gregory	DL	6-4	320	*R-Sr.	4L	Memphis, Tenn. (IMG Academy)
52	Donovan Whitten	DL	6-3	248	R-Fr.	RS	Arkadelphia, Ark. (Arkadelphia HS)
53	Ty'Kieast Crawford	OL	6-5	324	*Sr.	3L	Carthage, Texas (Carthage HS/Charlotte)
54	Keyshawn Blackstock	OL	6-5	319	R-Jr.	TR	Covington, Ga. (Newton HS/Michigan St.)
55	Fernando Carmona	OL	6-5	322	R-Jr.	TR	Las Vegas, Nev. (Las Vegas HS/San Jose St.)
55	JJ Hollingsworth	DL	6-3	264	R-So.	SQ	Greenland, Ark. (Greenland HS)
56	Amaury Wiggins	OL	6-3	306	R-Jr.	1L	Pensacola, Fla. (Pine Forrest HS/Coffeyville CC)
57	Zuri Madison	OL	6-3	314	Fr.	HS	Lexington, Ky. (Douglass HS)
57	Mason Schueck	LB	6-2	220	R-So.	SQ	Little Rock, Ark. (Pulaski Academy)
58	Tim Dawn	OL	6-2	315	R-So.	TR	Camden, Ark. (Camden Fairview HS/Baylor)
60	Jonas Nantze	OL	6-5	291	Fr.	HS	Springdale, Ark. (Shiloh Christian Academy)
62	Alex Johnson	OL	6-3	289	Fr.	HS	Little Rock, Ark. (Catholic HS)
63	Addison Nichols	OL	6-5	329	R-So.	TR	Norcross, Ga. (GAC School/Tennessee)
65	Aaron Smith	OL	6-6	298	R-Fr.	RS	Conway, Ark. (Conway HS)
67	Josh Street	OL	6-6	316	R-Jr.	2L	Bentonville, Ark. (Bentonville HS)
72	Joshua Braun	OL	6-6	338	R-Sr.	1L	Live Oak, Fla. (Suwanee HS/Florida)
73	Brooks Edmonson	OL	6-4	313	R-So.	1L	Bryant, Ark. (Bryant HS)
74	Luke Brown	OL	6-6	315	R-Fr.	RS	Paris, Tenn. (Paris HS)
75	Patrick Kutas	OL	6-5	313	Jr.	2L	Memphis, Tenn. (Christian Brothers HS)
76	E'Marion Harris	OL	6-7	300	R-So.	1L	Little Rock, Ark. (Joe T. Robinson HS)
78	Joe More	OL	6-5	311	*R-Sr.	TR	Franklin, Tenn. (Christ Pres. Academy/Syracuse)
79	Tommy Varhall	OL	6-8	344	R-Jr.	SQ	Overland Park, Kan. (IMG Academy/Maryland)
80	Shamar Easter	TE	6-5	228	R-Fr.	RS	Ashdown, Ark. (Ashdown HS)
81	Andreas Paaske	TE	6-6	265	Sr.	TR	Copenhagen, Denmark (Søllerød Sr. Sport/E. Mich.)
82	Monte Harrison	WR	6-3	230	Fr.	HS	Lee's Summit, Mo. (West HS)
83	Dazmin James	WR	6-2	196	R-Fr.	RS	Clayton, N.C. (Clayton HS)
85	Jace Petty	WR	5-11	171	R-So.	SQ	Frisco, Texas (Frisco Independence HS)
86	Walker Catsavis	WR	6-4	180	R-So.	TR	Fort Smith, Ark. (Northside HS/Arkansas St.)
87	Kamron Bibby	WR	6-2	187	R-So.	SQ	El Dorado, Ark. (El Dorado HS)
88	Davion Dozier	WR	6-4	204	R-Fr.	RS	Moody, Ala. (Moody HS)
89	Khafre Brown	WR	6-0	203	*R-Sr.	TR	Charlotte, N.C. (West Mecklenburg HS/USF)
90	Vito Calvaruso	K	6-3	206	R-Sr.	2L	Jefferson City, Mo. (Helias Catholic HS/Wisconsin)
93	Keivie Rose	DL	6-3	314	*R-Sr.	1L	Henderson, Texas (Henderson HS/La. Tech)
94	Jon Hill	DL	6-5	254	R-Jr.	1L	Dumas, Ark. (Dumas HS)
95	Sam Dubwig	P	6-3	231	Fr.	HS	Cabot, Ark. (Cabot HS)
95	Ian Geffrard	DL	6-5	388	R-Fr.	RS	Mableton, Ga. (Whitefield Academy)
96	Elijah Brown	DL	6-3	376	So.	HS	El Dorado, Ark. (Parkers Chapel HS)
97	Quincy Rhodes Jr.	DL	6-6	280	So.	1L	North Little Rock, Ark. (N. Little Rock HS)
98	Danny Saili	DL	6-3	375	Jr.	TR	Topeka, Kan. (Topeka HS/BYU)
99	Kaleb James	DL	6-4	272	R-Fr.	RS	Mansfield, Texas (Mansfield HS)

Roster by Class: Senior - 24 | Junior - 18 | Sophomore - 30 | Freshman - 45

## FOOTBALL STAFF

### Coaching Staff

Sam Pittman   Head Coach	.....5th Season
Scott Fountain   Asst. HC/Special Teams Coord.	.....5th Season
Bobby Petrino   Offensive Coordinator	.....1st Season
Travis Williams   Defensive Coordinator	.....2nd Season
Marcus Woodson   co-Defensive Coordinator	.....2nd Season
Deke Adams   Defensive Line	.....3rd Season
Ronnie Fouch   Wide Receivers	.....1st Season
Eric Mateos   Offensive Line	.....1st Season
Kolby Smith   Running Backs	.....1st Season
Morgan Turner   Tight Ends	.....2nd Season
Deron Wilson   Secondary	.....2nd Season

### Graduate Assistants

Trey Fitch   Operations	.....2nd Season
Tyrone Hopper   Defense	.....2nd Season
Will Kennedy   Offense	.....3rd Season
Armani Linton   Defense	.....1st Season
Cain White   Special Teams	.....1st Season

### Quality Control/Analyst

Ryan Bright   Defense	.....1st Season
Miles Fishback   Offense	.....1st Season
Sean Fogarty   Offense	.....3rd Season
Kelvin Green   Defense	.....3rd Season
Chris Norris   Special Teams	.....1st Season
Jake Trump   Defense	.....5th Season
Dylan Cruz   Offense	.....1st Season

### Support Staff

Patrick Doherty   Football Chief of Staff	.....5th Season
Amanda Gilpin   Football Operations	.....5th Season
Ben Sowders   Strength & Conditioning	.....2nd Season
Dave Polanski   Athletic Training	.....7th Season
Dalton Withrow   Equipment	.....4th Season
Jovon Hubbard   Player Personnel	.....2nd Season
Danny Wheeler   Player Development	.....4th Season
Jacob Tepp   Video	.....4th Season

## ALPHABETICAL ROSTER

No.	Name	Pos.
78	Joe More	.....OL
60	Jonas Nantze	.....OL
63	Addison Nichols	.....OL
30	Ashton Ngo	.....LS
81	Andreas Paaske	.....TE
85	Jace Petty	.....WR
32	Landon Phipps	.....DB
49	John Paul Pickens	.....DB
38	Anton Pierce	.....DB
24	JuJu Pope	.....RB
39	Kyle Ramsey	.....K
29	Tyrell Reed Jr.	.....RB
97	Quincy Rhodes Jr.	.....DL
13	Marquise Robinson	.....DB
93	Keivie Rose	.....DL
0	Braylen Russell	.....RB
98	Danny Saili	.....DL
20	Alex Sanford	.....LB
6	Isaiah Sategna	.....WR
57	Mason Schueck	.....LB
45	Max Schmidly	.....LS
7	Bradley Shaw	.....LB
34	Jabrae Shaw	.....DB
36	Matthew Shipley	.....K
42	Wyatt Simmons	.....LB
15	Jaheim Singletary	.....DB
3	Malachi Singleton	.....QB
3	Doneiko Slaughter	.....DB
65	Aaron Smith	.....OL
10	Xavian Sorey Jr.	.....LB
22	Brad Spence	.....LB
14	Bryce Stephens	.....WR
1	Kee'yon Stewart	.....DB
67	Josh Street	.....OL
25	Anthony Switzer	.....DB
23	Zach Taylor	.....WR
4	Isaac TeSlaa	.....WR
41	Kyle Thompson	.....FB
79	Tommy Varhall	.....OL
46	Charlie Von Der Meden	.....K
47	Braylon Watson	.....DB
48	Joseph Whitt	.....LB
52	Donovan Whitten	.....DL
56	Amaury Wiggins	.....OL
30	Larry Worth III	.....LB
19	Dallas Young	.....DB
35	Brooks Yurachek	.....LB

## PRONUNCIATIONS

Jezreel Bachert	..... jez-reel back-ert
Blake Boda	..... BO-duh
Khafre Brown	..... CHA-free
Ty'Kieast Crawford	..... ty-KEAST
Nico Davillier	..... dava-YAY
E'Marion Harris	..... eh-mary-ON
Monte Harrison	..... mon-TAY
Kavion Henderson	..... kay-VEE-on
Ian Geffrard	..... jeff-rard
Dylan Hasz	..... haz
Luke Hasz	..... haz
Ahkhari Johnson	..... ah-KAR-ee
Anton Juncaj	..... JUNE-kahj
Patrick Kutas	..... koo-tus
Zuri Madison	..... zur-EE
Tevis Metcalf	..... TEH-vis
Ashton Ngo	..... no
Andreas Paaske	..... on-DRAY-us POE-ska
Keivie Rose	..... kee-vee
Danny Saili	..... saw-EE-lee
Isaiah Sategna	..... suh-TANE-ya
Doneiko Slaughter	..... duh-NEE-ko
Xavian Sorey	..... x-ZAY-vian
Isaac TeSlaa	..... teh-SLAW

UAPB (0-1)..... 0  
 Arkansas (1-0) ..... 70

August 29, 2024 | Little Rock, Ark.  
 War Memorial Stadium | Time: 6:30 | Attendance: 40,127  
 TV: ESPN+ > Jay Alter (PBP), Rocky Boiman (Analyst)

SCORING SUMMARY

	1st	2nd	3rd	4th	Final
UAPB	0	0	0	0	0
Arkansas	28	21	7	14	70

\*2nd half played with 10-min quarters

QTR. TEAM SCORING PLAY

- 1st ARK J. Jackson 8-yd rush (K. Ramsey kick), 8-66, 02:46
- 1st ARK T. Green 4-yd rush (K. Ramsey kick), 5-40, 02:21
- 1st ARK J. Jackson 46-yd rush (K. Ramsey kick), 3-60, 1:11
- 1st ARK R. Hill 4-yd rush (K. Ramsey kick), 7-40, 02:05
- 2nd ARK T. Broden 9-yd pass from T. Green (K. Ramsey kick), 6-65, 02:54
- 2nd ARK T. Washington 23-yd pass from T. Green (K. Ramsey kick), 6-81, 03:09
- 2nd ARK T. Green 36-yd rush (K. Ramsey kick), 6-81, 03:09
- 3rd ARK B. Russell 9-yd rush (K. Ramsey kick), 6-67, 02:18
- 4th ARK M. Singleton 4-yd rush (K. Ramsey kick), 12-86, 10:17
- 4th ARK T. Reed Jr. 4-yd rush (K. Ramsey kick), 10-90, 03:35

TEAM STATISTICS

	UAPB	ARKANSAS
FIRST DOWNS	10	34
RUSHES-YARDS (NET)	23-7	33-279
PASSING YDS (NET)	123	408
Passes Comp-Att-Int	11-23-0	28-37-0
TOTAL OFFENSE PLAYS-YARDS	46-130	70-687
Fumble Returns-Yards	0-0	0-0
Punt Returns-Yards	0-0	1-33
Kickoff Returns-Yards	1-10	1-30
Interception Returns-Yards	0-0	0-0
Punts (Number-Avg)	9-32.4	0-0
Fumbles-Lost	0-0	2-0
Penalties-Yards	5-35	6-48
Possession Time	27:45	32:15
Third-Down Conversions	1-10	9-9
Fourth-Down Conversions	0-0	0-0
Red-Zone Scores-Chances	0-0	7-7
Sacks By: Number-Yards	0-0	4-33



QB TAYLEN GREEN debuted in style, accounting for four touchdowns in his first game as a Razorback. The transfer from Boise State ran for two scores and threw two touchdowns all in the first half.

UAPB

RUSHING	Att.	Gain	Lost	Net	TD	Long	Avg.
Oshawn Ross	5	13	0	13	0	5	2.6
Johnesh Davis	6	13	7	6	0	11	1.0
BJ Curry	1	2	0	2	0	2	2.0
Za'Marion Webber	2	1	1	0	0	1	0.0
Mekhi Hagens	9	20	34	-14	0	9	-1.6
Totals:	23	49	42	7	0	11	0.3

PASSING	Comp.	Att.	Int	Yds	TDs	Long	Sack
Mekhi Hagens	11	23	0	123	0	21	4

RECEIVING	Targets	No.	Yds	YAC	TD	Long
Kristian Gammage	6	3	21	20	0	11
Aramoni Rhone	2	2	34	15	0	17
JaVonnie Gibson	5	2	32	9	0	17
Donovan Giles	2	1	21	11	0	21
Jaxson Isaac	1	1	9	6	0	9
Daemon Dawkins	3	1	3	8	0	3
Kevin English	2	1	3	0	0	3
Oshawn Ross	1	0	0	0	0	0
Jamal Browder	1	0	0	0	0	0
Totals:	23	11	123	69	0	21

PUNTING	No.	Yds	Avg.	Long	I20	TB
Shea Yurkins	7	206	29.4	40	1	0
Jeremy Baker	2	86	43.0	45	2	0
Totals:	9	292	32.4	45	3	0

FIELD GOALS	Made	Att.	Long	Kicks
--				

ARKANSAS

RUSHING	Att.	Gain	Lost	Net	TD	Long	Avg.
Ja'Quinden Jackson	8	101	0	101	2	46	12.6
Taylen Green	6	88	0	88	2	36	14.7
Tyrell Reed Jr.	5	28	0	28	1	10	5.6
Braylen Russell	3	23	0	23	1	11	7.7
Rodney Hill	4	16	1	15	1	6	3.8
Rashod Dubinion	3	15	0	15	0	7	5.0
Malachi Singleton	3	8	2	6	1	4	2.0
KJ Jackson	1	3	0	3	0	3	3.0
Totals:	33	282	3	279	8	46	8.5

PASSING	Comp.	Att.	Int	Yds	TDs	Long	Sack
Taylen Green	16	23	0	229	2	34	0
Malachi Singleton	8	10	0	120	0	28	0
KJ Jackson	4	4	0	59	0	18	0
Totals:	28	37	0	408	2	34	0

RECEIVING	Targets	No.	Yds	YAC	TD	Long
Isaac TeSlaa	4	3	53	16	0	28
Jordan Anthony	5	3	46	24	0	24
Luke Hasz	4	3	42	19	0	20
Tyrone Broden	7	3	35	2	1	18
Khafre Brown	2	2	42	14	0	25
Monte Harrison	2	2	29	11	0	18
Krosse Johnson	2	2	25	17	0	15
Ja'Quinden Jackson	2	2	20	12	0	14
Rodney Hill	2	2	16	14	0	10
Rashod Dubinion	2	2	14	14	0	11
Isaiah Sategna	1	1	34	6	0	34
Ty Washington	1	1	23	0	1	23
Shamar Easter	1	1	16	3	0	16
Davion Dozier	1	1	13	5	0	13
CJ Brown	1	0	0	0	0	0
Totals:	37	28	408	157	2	34

PUNTING	No.	Yds	Avg.	Long	I20	TB
--						

FIELD GOALS	Made	Att.	Long	Kicks
--				

GAME 2 ||| at OKLAHOMA STATE

RV/NR Arkansas (1-1).....31  
 16/17 Oklahoma State (2-0).....39

Sept. 7, 2024 | Stillwater, Okla.  
 Boone Pickens Stadium | Time: 11:00 | Attendance: 52,202  
 TV: ABC > Dave Pasch (PBP), Dusty Dvoracek (Analyst), Taylor McGregor (Sideline)

SCORING SUMMARY

	1st	2nd	3rd	4th	OT1	OT2	Final
Arkansas	14	7	0	10	0	0	31
Oklahoma State	0	7	6	18	0	8	39

QTR. TEAM SCORING PLAY

- 1st ARK J.Jackson 5-yd rush (K.Ramsey kick), 6-45, 02:54
- 1st ARK J.Jackson 5-yd rush (K.Ramsey kick), 8-83, 03:12
- 2nd OSU K.Smith 73-yd interception return (L.Ward kick), 06:00
- 2nd ARK J.Jackson 11-yd rush (K.Ramsey kick), 7-75, 03:45
- 3rd OSU L.Ward 45-yd FG, 15-62, 05:05
- 3rd OSU L.Ward 35-yd FG, 8-31, 02:46
- 4th OSU B.Presley 7-yd pass from A.Bowman (D.Stribling pass from A.Bowman), 2-25, 00:46
- 4th OSU B.Presley 3-yd rush (L.Ward kick), 5-80, 01:32
- 4th ARK L.Hasz 43-yd pass from T.Green (K.Ramsey kick), 3-75, 01:12
- 4th OSU L.Ward 38-yd FG, 9-55, 03:06
- 4th ARK K.Ramsey 45-yd FG, 8-48, 00:55
- OT2 OSU O.Gordon II 12-yd rush (O.Gordon II pass from A.Bowman), 3-25

TEAM STATISTICS

	ARKANSAS	OKLAHOMA STATE
FIRST DOWNS	33	21
RUSHES-YARDS (NET)	47-232	26-59
PASSING YDS (NET)	416	326
Passes Comp-Att-Int	26-46-1	27-48-1
TOTAL OFFENSE PLAYS-YARDS	93-648	74-385
Fumble Returns-Yards	0-0	0-0
Punt Returns-Yards	1-4	1-4
Kickoff Returns-Yards	1-16	1-23
Interception Returns-Yards	1-0	11-73
Punts (Number-Avg)	3-45.7	5-41.6
Fumbles-Lost	4-2	0-0
Penalties-Yards	7-71	6-60
Possession Time	36:14	23:46
Third-Down Conversions	11-19	5-16
Fourth-Down Conversions	0-2	1-2
Red-Zone Scores-Chances	3-6	6-7
Sacks By: Number-Yards	0-0	3-28



RB JA'QUINDEN JACKSON scored three first half touchdowns on his way to running for 149 yards - his second-consecutive 100-yard game to open the season - in Arkansas' first game against Oklahoma State since 1980.

ARKANSAS

RUSHING	Att.	Gain	Lost	Net	TD	Long	Avg.
Ja'Quinden Jackson	24	156	7	149	3	26	6.2
Taylen Green	18	104	43	61	0	31	3.4
Rodney Hill	4	20	1	19	0	12	4.8
Jordan Anthony	1	3	0	3	0	3	3.0
Totals:	47	283	51	232	3	31	4.9

PASSING

	Comp.	Att.	Int	Yds	TDs	Long	Sack
Taylen Green	26	45	1	416	1	43	3
TEAM	0	1	0	0	0	0	0
Totals:	26	46	1	416	1	43	3

RECEIVING

	Targets	No.	Yds	YAC	TD	Long
Andrew Armstrong	13	10	164	66	0	35
Isaiah Sategna	9	4	78	20	0	31
Tyrone Broden	8	4	66	20	0	18
Rodney Hill	4	3	9	10	0	9
Luke Hasz	4	2	46	22	1	43
Isaac TeSlaa	1	1	32	3	0	32
Ja'Quinden Jackson	2	2	21	18	0	13
Jordan Anthony	2	0	0	0	0	0
Ty Washington	1	0	0	0	0	0
Totals:	44	26	416	159	1	43

PUNTING

	No.	Yds	Avg.	Long	I20	TB
Devin Bale	3	137	45.7	57	3	0

FIELD GOALS

	Made	Att.	Long	Kicks
Kyle Ramsey	1	3	45	41x,45,46x

OKLAHOMA STATE

RUSHING	Att.	Gain	Lost	Net	TD	Long	Avg.
Ollie Gordon II	17	51	2	49	1	12	2.9
Alan Bowman	5	9	2	7	0	5	1.4
Brennan Presley	1	3	0	3	1	3	3.0
Sesi Vailahi	3	5	5	0	0	5	0.0
Totals:	26	68	9	59	2	12	2.3

PASSING

	Comp.	Att.	Int	Yds	TDs	Long	Sack
Alan Bowman	27	48	1	326	1	63	0

RECEIVING

	Targets	No.	Yds	YAC	TD	Long
Brennan Presley	19	9	91	45	1	36
Rashod Owens	8	5	64	17	0	19
De'Zhaun Stribling	9	4	38	8	0	19
Josh Ford	3	3	23	14	0	10
Ollie Gordon II	2	2	20	25	0	10
Jake Schultz	1	1	63	37	0	63
Talyn Shettron	3	1	11	4	0	11
Tyler Foster	2	1	9	9	0	9
Cale Cabbiness	1	1	7	0	0	7
Totals:	48	27	326	159	1	63

PUNTING

	No.	Yds	Avg.	Long	I20	TB
Hudson Kaak	3	122	40.7	44	1	0
Wes Pahl	2	86	43.0	44	1	0
Totals:	5	208	41.6	44	2	0

FIELD GOALS

	Made	Att.	Long	Kicks
Logan Ward	3	4	45	45,35,38,41x



UAB (1-2)..... 27  
 Arkansas (2-1)..... 37

Sept. 14, 2024 | Fayetteville, Ark.  
 Donald W. Reynolds Razorback Stadium | Time: 3:15 | Attendance: 75,021  
 TV: SECN > Dave Neal (PBP), Aaron Murray (Analyst), Ashley ShahAhmadi (Sideline)

SCORING SUMMARY

	1st	2nd	3rd	4th	Final
UAB	10	10	0	7	27
Arkansas	3	17	7	10	37

QTR. TEAM SCORING PLAY

- 1st UAB J.Delange 27-yd FG, 15-66, 07:27
- 1st UAB K.Shanks 15-yd pass from J.Zeno (J.Delange kick), 2-15, 00:35
- 1st ARK K.Ramsey 28-yd FG, 7-13, 02:01
- 2nd UAB A.Thomas 34-yd pass from J.Zeno (J.Delange kick), 8-75, 04:09
- 2nd ARK B.Russell 2-yd rush (K.Ramsey kick), 12-75, 05:34
- 2nd ARK T.Green 14-yd rush (K.Ramsey kick), 6-69, 02:25
- 2nd UAB J.Delange 23-yd FG, 8-70, 02:55
- 2nd ARK K.Ramsey 51-yd FG, 6-42, 00:50
- 3rd ARK J.Jackson 16-yd rush (K.Ramsey kick), 11-84, 04:56
- 4th ARK K.Ramsey 40-yd FG, 7-66, 03:02
- 4th UAB D.Payne 21-yd pass from J.Zeno (J.Delange kick), 12-83, 06:33
- 4th ARK T.Green 9-yd rush (K.Ramsey kick), 7-75, 03:19

TEAM STATISTICS

	UAB	ARKANSAS
FIRST DOWNS	22	29
RUSHES-YARDS (NET)	35-119	38-266
PASSING YDS (NET)	235	161
Passes Comp-Att-Int	23-32-1	11-26-1
TOTAL OFFENSE PLAYS-YARDS	67-354	64-427
Fumble Returns-Yards	0-0	0-0
Punt Returns-Yards	0-0	1-0
Kickoff Returns-Yards	2-43	2-32
Interception Returns-Yards	1-40	1-23
Punts (Number-Avg)	3-39.0	0-0.0
Fumbles-Lost	1-0	1-0
Penalties-Yards	10-109	6-65
Possession Time	32:39	27:21
Third-Down Conversions	5-15	7-12
Fourth-Down Conversions	3-3	1-1
Red-Zone Scores-Chances	3-3	5-6
Sacks By: Number-Yards	3-13	1-7



DB TJ METCALF picked off his first career pass to seal the win over UAB late in the fourth quarter. Metcalf added seven tackles in the win.

UAB

RUSHING	Att.	Gain	Lost	Net	TD	Long	Avg.
Isaiah Jacobs	15	62	0	62	0	11	4.1
Lee Beebe Jr.	12	43	0	43	0	15	3.6
Jacob Zeno	7	16	7	9	0	6	1.3
Amare Thomas	1	5	0	5	0	5	5.0
Totals:	35	126	7	119	0	15	3.4

PASSING	Comp.	Att.	Int	Yds	TDs	Long	Sack
Jacob Zeno	23	32	1	235	3	34	1

RECEIVING	Targets	No.	Yds	YAC	TD	Long
Amare Thomas	8	5	56	32	1	34
Kam Shanks	5	5	31	29	1	15
Lee Beebe Jr.	6	4	49	50	0	29
Dallas Payne	5	3	33	20	1	21
Isaiah Jacobs	2	2	12	18	0	6
Brandon Hawkins Jr.	1	1	23	27	0	23
Bryce Damous	1	1	12	13	0	12
Terrell McDonald	1	1	10	10	0	10
Malachi Holt-Bennett	1	1	9	0	0	9
Ryan Peppins	1	0	0	0	0	0
Xavier Daisy	1	0	0	0	0	0
Totals:	32	23	235	199	3	34

PUNTING	No.	Yds	Avg.	Long	I20	TB
Patrick Foley	3	117	39.0	44	1	0

FIELD GOALS	Made	Att.	Long	Kicks
Jonah Delange	2	2	27	27,23

ARKANSAS

RUSHING	Att.	Gain	Lost	Net	TD	Long	Avg.
Ja'Quinden Jackson	15	149	2	147	1	28	9.8
Taylen Green	17	114	18	96	2	14	5.6
Rodney Hill	3	23	0	23	0	13	7.7
Braylen Russell	1	2	0	2	1	2	2.0
TEAM	2	0	2	-2	0	0	-1.0
Totals:	38	288	22	266	4	28	7.0

PASSING	Comp.	Att.	Int	Yds	TDs	Long	Sack
Taylen Green	11	26	1	161	0	29	3

RECEIVING	Targets	No.	Yds	YAC	TD	Long
Andrew Armstrong	13	8	137	42	0	29
Isaiah Sategna	3	2	16	13	0	8
Ja'Quinden Jackson	1	1	8	16	0	8
Tyrone Broden	6	0	0	0	0	0
Luke Hasz	1	0	0	0	0	0
CJ Brown	1	0	0	0	0	0
Rodney Hill	1	0	0	0	0	0
Totals:	26	11	161	71	0	29

PUNTING	No.	Yds	Avg.	Long	I20	TB
--						

FIELD GOALS	Made	Att.	Long	Kicks
Kyle Ramsey	3	4	51	28,51,45x,40

Arkansas (3-1, 1-0) ..... 24  
 Auburn (2-2, 0-1) ..... 14

Sept. 21, 2024 | Auburn, Ala.  
 Jordan-Hare Stadium | Time: 2:30 | Attendance: 88,043  
 TV: ESPN > Mark Jones (PBP), Roddy Jones (Analyst), Quint Kessenich (Sideline)

SCORING SUMMARY

	1st	2nd	3rd	4th	Final
Arkansas	0	7	7	10	24
Auburn	0	0	7	7	14

QTR. TEAM SCORING PLAY

- 2nd ARK J.Jackson 1-yd rush (K.Ramsey kick), 15-81, 07:05
- 3rd AUB K.Lambert-Smith 10-yd pass from P.Thorne (T.McGough kick), 6-77, 02:48
- 3rd ARK I.Sategna 58-yd pass from T.Green (K.Ramsey kick), 9-75, 03:41
- 4th ARK K.Ramsey 43-yd FG, 8-20, 03:01
- 4th AUB K.Lambert-Smith 67-yd pass from P.Thorne (T.McGough kick), 4-75, 02:07
- 4th ARK J.Jackson 1-yd rush (K.Ramsey kick), 12-75, 06:12

TEAM STATISTICS

	ARKANSAS	AUBURN
FIRST DOWNS	21	17
RUSHES-YARDS (NET)	55-183	26-146
PASSING YDS (NET)	151	285
Passes Comp-Att-Int.	12-28-2	20-35-4
TOTAL OFFENSE PLAYS-YARDS	83-334	61-431
Fumble Returns-Yards	0-0	0-0
Punt Returns-Yards	0-0	2-1
Kickoff Returns-Yards	0-0	3-61
Interception Returns-Yards	4-31	2-33
Punts (Number-Avg)	3-49.7	3-44.0
Fumbles-Lost	1-0	1-1
Penalties-Yards	4-20	5-45
Possession Time	36:36	23:24
Third-Down Conversions	9-19	5-11
Fourth-Down Conversions	2-4	1-3
Red-Zone Scores-Chances	2-4	1-1
Sacks By: Number-Yards	2-10	3-27



DB TJ METCALF led a takeaway party in the win at Auburn as the defense recorded five takeaways with four interceptions and a forced fumble. Metcalf picked off two passes and forced a fumble.

ARKANSAS

RUSHING	Att.	Gain	Lost	Net	TD	Long	Avg.
Taylen Green	18	118	38	80	0	22	4.4
Ja'Quinden Jackson	22	80	5	75	2	10	3.4
Braylen Russell	9	22	0	22	0	14	2.4
Rodney Hill	3	14	0	14	0	7	4.7
Malachi Singleton	1	0	0	0	0	0	0.0
TEAM	2	0	8	-8	0	0	-4.0
Totals:	55	234	51	183	2	22	3.3

PASSING	Comp.	Att.	Int	Yds	TDs	Long	Sack
Taylen Green	12	27	2	151	1	58	3
Malachi Singleton	0	1	0	0	0	0	0
Totals:	12	28	2	151	1	58	3

RECEIVING	Targets	No.	Yds	YAC	TD	Long
Andrew Armstrong	10	5	47	11	0	18
Isaiah Sategna	3	3	85	19	1	58
Braylen Russell	1	1	7	1	0	7
Rodney Hill	2	1	7	3	0	7
Luke Hasz	2	1	3	3	0	3
Ty Washington	1	1	2	4	0	2
Tyrone Broden	3	0	0	0	0	0
Isaac TeSlaa	1	0	0	0	0	0
CJ Brown	1	0	0	0	0	0
Var'Keyes Gumms	1	0	0	0	0	0
Totals:	25	12	151	41	1	58

PUNTING	No.	Yds	Avg.	Long	I20	TB
Devin Bale	3	149	49.7	53	0	0

FIELD GOALS	Made	Att.	Long	Kicks
Kyle Ramsey	1	2	43	41x,43

AUBURN

RUSHING	Att.	Gain	Lost	Net	TD	Long	Avg.
Jarquez Hunter	12	67	0	67	0	24	5.6
Damari Alston	3	38	0	38	0	36	12.7
Hank Brown	2	12	0	12	0	9	6.0
Payton Thorne	5	20	10	10	0	12	2.0
Malcolm Simmons	2	8	0	8	0	5	4.0
Oscar Chapman	1	6	0	6	0	6	6.0
Jeremiah Cobb	1	5	0	5	0	5	5.0
Totals:	26	156	10	146	0	36	5.6

PASSING	Comp.	Att.	Int	Yds	TDs	Long	Sack
Payton Thorne	13	22	1	213	2	67	2
Hank Brown	7	13	3	72	0	25	0
Totals:	20	35	4	285	2	67	2

RECEIVING	Targets	No.	Yds	YAC	TD	Long
KeAndre Lambert-Smith	10	5	156	90	2	67
Malcolm Simmons	6	5	44	16	0	18
Rivaldo Fairweather	7	4	40	5	0	25
Cam Coleman	4	2	15	7	0	13
Robert Lewis	3	1	13	0	0	13
Camden Brown	1	1	11	1	0	11
Perry Thompson	1	1	9	10	0	9
Damari Alston	1	1	-3	0	0	0
Sam Jackson V	1	0	0	0	0	0
Jarquez Hunter	1	0	0	0	0	0
Totals:	35	20	285	129	2	67

PUNTING	No.	Yds	Avg.	Long	I20	TB
Oscar Chapman	3	132	44.0	49	1	0

FIELD GOALS	Made	Att.	Long	Kicks
--				

# GAME 11: LA TECH

## GAME 5 ||| vs. TEXAS A&M

RV/RV Arkansas (3-2, 1-1) .....17  
 24/24 Texas A&M (4-1, 2-0).....21

Sept. 28, 2024 | Arlington, Texas  
 AT&T Stadium | Time: 2:30 | Attendance: 60,928  
 TV: ESPN > Dave Pasch (PBP), Dusty Dvoracek (Analyst), Taylor McGregor (Sideline)

### SCORING SUMMARY

	1st	2nd	3rd	4th	Final
Arkansas	14	0	0	3	17
Texas A&M	7	7	0	7	21

#### QTR. TEAM SCORING PLAY

1st ARK I.TeSlaa 75-yd pass from T.Green (K.Ramsey kick), 3-75, 01:11  
 1st A&M N.Thomas 58-yd pass from M.Reed (R.Bond kick), 3-70, 01:06  
 1st ARK J.Jackson 8-yd rush (K.Ramsey kick), 10-75, 05:38  
 2nd A&M M.Reed 5-yd rush (R.Bond kick), 2-10, 00:44  
 4th ARK K.Ramsey 45-yd FG, 10-58, 04:12  
 4th A&M T.Watson 5-yd pass from M.Reed (R.Bond kick), 8-75, 04:24

### TEAM STATISTICS

	ARKANSAS	TEXAS A&M
FIRST DOWNS	21	17
RUSHES-YARDS (NET)	100	134
PASSING YDS (NET)	279	163
Passes Comp-Att-Int	23-41-1	11-22-0
TOTAL OFFENSE PLAYS-YARDS	71-379	60-297
Fumble Returns-Yards	0-0	0-0
Punt Returns-Yards	0-0	1-6
Kickoff Returns-Yards	0-0	0-0
Interception Returns-Yards	0-0	1-0
Punts (Number-Avg)	6-43.8	9-43.1
Fumbles-Lost	4-2	0-0
Penalties-Yards	10-75	7-63
Possession Time	30:39	29:21
Third-Down Conversions	5-15	4-13
Fourth-Down Conversions	2-3	0-0
Red-Zone Scores-Chances	1-1	2-2
Sacks By: Number-Yards	3-26	3-19



**WR ISAAC TESLAA** caught five passes for 120 yards, including a 75-yard touchdown on the first possession of the game. The 100-yard game was TeSlaa's first as a Razorback and 10th of his career.

#### ARKANSAS

RUSHING	Att.	Gain	Lost	Net	TD	Long	Avg.
Ja'Quinden Jackson	10	40	3	37	1	11	3.7
Devin Bale	2	25	5	20	0	25	10.0
Isaiah Sategna	1	15	0	15	0	15	15.0
Braylen Russell	3	15	0	15	0	7	5.0
Rodney Hill	1	7	0	7	0	7	7.0
Taylen Green	13	44	38	6	0	24	0.5
Totals:	30	146	46	100	1	25	3.3

PASSING	Comp.	Att.	Int	Yds	TDs	Long	Sack
Taylen Green	23	41	1	279	1	75	3

RECEIVING	Targets	No.	Yds	YAC	TD	Long
Andrew Armstrong	11	6	72	31	0	27
Isaiah Sategna	11	6	27	22	0	8
Isaac TeSlaa	6	5	120	72	1	75
Ja'Quinden Jackson	5	3	36	40	0	16
Tyrone Broden	4	1	15	0	0	15
Jordan Anthony	1	1	7	2	0	7
Luke Hasz	2	1	2	1	0	2
Ty Washington	1	0	0	0	0	0
Totals:	41	23	279	168	1	75

PUNTING	No.	Yds	Avg.	Long	I20	TB
Devin Bale	6	263	43.8	54	1	0

FIELD GOALS	Made	Att.	Long	Kicks
Kyle Ramsey	1	1	45	45

#### TEXAS A&M

RUSHING	Att.	Gain	Lost	Net	TD	Long	Avg.
Le'Veon Moss	13	117	0	117	0	30	9.0
Amari Daniels	9	19	5	14	0	5	1.6
Marcel Reed	10	39	26	13	1	13	1.3
Terry Bussey	1	1	0	1	0	1	.0
EJ Smith	2	1	3	-2	0	1	-1.0
TEAM	2	0	3	-3	0	0	-1.5
Jabre Barber	1	0	6	-6	0	0	-6.0
Totals:	38	177	43	134	1	30	3.5

PASSING	Comp.	Att.	Int	Yds	TDs	Long	Sack
Marcel Reed	11	22	0	163	2	58	3

RECEIVING	Targets	No.	Yds	YAC	TD	Long
Noah Thomas	11	6	109	61	1	58
Jabre Barber	6	2	23	1	0	13
Cyrus Allen	2	1	22	6	0	22
Tre Watson	2	1	5	5	1	5
Moose Muhammad III	1	1	4	0	0	4
Totals:	22	11	163	73	2	58

PUNTING	No.	Yds	Avg.	Long	I20	TB
Tyler White	9	388	43.1	58	7	1

FIELD GOALS	Made	Att.	Long	Kicks
--				



GAME 6 ||| TENNESSEE

4/4 Tennessee (4-1, 1-1).....14  
 NR/NR Arkansas (4-2, 2-1) .....19

Oct. 5, 2024 | Fayetteville, Ark.  
 Donald W. Reynolds Razorback Stadium | Time: 6:30 | Attendance: 75,573  
 TV: ABC > Chris Fowler (PBP), Kirk Herbstreit (Analyst), Holly Rowe (Sideline)

SCORING SUMMARY

	1st	2nd	3rd	4th	Final
Tennessee	0	0	14	0	14
Arkansas	3	0	7	9	19

QTR. TEAM SCORING PLAY

- 1st ARK K.Ramsey 20-yd FG, 16-74, 09:13
- 3rd UT D.Sampson 4-yd rush (M.Gilbert kick), 7-75, 02:27
- 3rd UT D.Sampson 4-yd rush (M.Gilbert kick), 6-60, 02:09
- 3rd ARK J.Jackson 2-yd rush (M.Shipley kick), 8-75, 03:41
- 4th ARK M.Shipley 23-yd FG, 10-78, 04:15
- 4th ARK M.Singleton 11-yd rush (I.Sategna pass from M.Singleton failed), 4-59, 02:03

TEAM STATISTICS

	TENNESSEE	ARKANSAS
FIRST DOWNS	16	23
RUSHES-YARDS (NET)	36-176	44-137
PASSING YDS (NET)	156	297
Passes Comp-Att-Int	16-28-0	21-30-0
TOTAL OFFENSE PLAYS-YARDS	64-332	74-434
Fumble Returns-Yards	0-0	0-0
Punt Returns-Yards	0-0	2-13
Kickoff Returns-Yards	1-24	0-0
Interception Returns-Yards	0-0	0-0
Punts (Number-Avg)	7-42.7	3-57.3
Fumbles-Lost	1-0	2-0
Penalties-Yards	10-60	6-45
Possession Time	24:31	35:28
Third-Down Conversions	7-16	6-15
Fourth-Down Conversions	0-2	1-3
Red-Zone Scores-Chances	2-3	4-5
Sacks By: Number-Yards	2-9	4-19



QB MALACHI SINGLETON scored the go-ahead touchdown with under two minutes remaining after engineering a 59-yard drive on the Hogs' final possession.

TENNESSEE

RUSHING	Att.	Gain	Lost	Net	TD	Long	Avg.
Dylan Sampson	22	140	0	140	2	53	6.4
DeSean Bishop	3	19	0	19	0	13	6.3
Nico Iamaleava	11	36	19	17	0	12	1.5
Totals:	36	195	19	176	2	53	4.9

PASSING	Comp.	Att.	Int	Yds	TDs	Long	Sack
Nico Iamaleava	16	28	0	156	0	42	4

RECEIVING	Targets	No.	Yds	YAC	TD	Long
Squirrel White	10	7	38	32	0	10
Miles Kitselman	4	2	24	7	0	17
Chris Brazzell II	6	2	21	1	0	15
Bru McCoy	2	2	9	1	0	5
Dont'e Thornton Jr.	2	1	42	0	0	42
Dylan Sampson	1	1	11	3	0	11
Chas Nimrod	3	1	11	0	0	11
Totals:	28	16	156	44	0	42

PUNTING	No.	Yds	Avg.	Long	I20	TB
Jackson Ross	7	299	42.7	51	2	1

FIELD GOALS	Made	Att.	Long	Kicks
--				

ARKANSAS

RUSHING	Att.	Gain	Lost	Net	TD	Long	Avg.
Braylen Russell	8	62	0	62	0	24	7.8
Ja'Quinden Jackson	20	61	4	57	1	22	2.8
Malachi Singleton	4	16	1	15	1	11	3.8
Rashod Dubinion	2	10	0	10	0	8	5.0
TEAM	1	0	2	-2	0	0	-2.0
Taylen Green	9	9	14	-5	0	4	-0.6
Totals:	44	158	21	137	2	24	3.1

PASSING	Comp.	Att.	Int	Yds	TDs	Long	Sack
Taylen Green	19	27	0	266	0	30	1
Malachi Singleton	2	3	0	31	0	18	1
Totals:	21	30	0	297	0	30	2

RECEIVING	Targets	No.	Yds	YAC	TD	Long
Andrew Armstrong	11	9	132	36	0	30
Isaiah Sategna	6	5	72	38	0	23
Ja'Quinden Jackson	4	2	33	38	0	26
Tyrone Broden	3	1	22	0	0	22
Rashod Dubinion	1	1	18	10	0	18
Luke Hasz	2	1	16	13	0	16
Jordan Anthony	1	1	4	1	0	4
Var'Keyes Gumms	1	1	0	0	0	0
Isaac TeSlaa	1	0	0	0	0	0
Totals:	30	21	297	136	0	30

PUNTING	No.	Yds	Avg.	Long	I20	TB
Devin Bale	3	172	57.3	66	0	1

FIELD GOALS	Made	Att.	Long	Kicks
Kyle Ramsey	1	2	20	20,44x
Matthew Shipley	1	1	23	23

8/8 LSU (6-1, 3-0) ..... 34  
 RV/NR Arkansas (4-3, 2-2) ..... 10

Oct. 19, 2024 | Fayetteville, Ark.  
 Donald W. Reynolds Razorback Stadium | Time: 6:00 | Attendance: 75,893  
 TV: ESPN > Mark Jones (PBP), Roddy Jones (Analyst), Quint Kessenich (Sideline)

### SCORING SUMMARY

	1st	2nd	3rd	4th	Final
LSU	10	6	8	10	34
Arkansas	0	7	3	0	10

#### QTR. TEAM SCORING PLAY

- 1st LSU C.Durham 22-yd rush (D.Ramos kick), 8-75, 04:39
- 1st LSU D.Ramos 33-yd FG, 14-60, 05:43
- 2nd LSU D.Ramos 48-yd FG, 6-7, 02:26
- 2nd ARK A.Armstrong 25-yd pass from T.Green (M.Shipley kick), 9-75, 04:39
- 2nd LSU D.Ramos 33-yd FG, 11-59, 05:15
- 3rd ARK M.Shipley 51-yd FG, 11-42, 05:03
- 3rd LSU C.Durham 2-yd rush (T.Green pass from G.Nussmeier), 1-2, 00:06
- 4th LSU D.Ramos 47-yd FG, 8-50, 04:39
- 4th LSU C.Durham 1-yd rush (D.Ramos kick), 14-80, 08:22

### TEAM STATISTICS

	LSU	ARKANSAS
FIRST DOWNS	25	15
RUSHES-YARDS (NET)	37-158	19-38
PASSING YDS (NET)	235	240
Passes Comp-Att-Int.	24-35-0	21-31-1
TOTAL OFFENSE PLAYS-YARDS	72-393	50-278
Fumble Returns-Yards	1-9	0-0
Punt Returns-Yards	1-0	0-0
Kickoff Returns-Yards	0-0	0-0
Interception Returns-Yards	1-5	0-0
Punts (Number-Avg)	1-34.0	3-50.7
Fumbles-Lost	0-0	2-2
Penalties-Yards	11-80	7-78
Possession Time	38:53	21:07
Third-Down Conversions	8-15	4-9
Fourth-Down Conversions	0-1	0-0
Red-Zone Scores-Chances	5-6	0-0
Sacks By: Number-Yards	3-24	0-0



**WR ANDREW ARMSTRONG** hauled in his first touchdown of the season and recorded his sixth straight game with five-plus receptions with seven catches for 94 yards.

#### LSU

RUSHING	Att.	Gain	Lost	Net	TD	Long	Avg.
Caden Durham	21	101	0	101	3	22	4.8
Kaleb Jackson	5	30	0	30	0	12	6.0
Josh Williams	5	18	0	18	0	8	3.6
Zavion Thomas	1	5	0	5	0	5	5.0
Garrett Nussmeier	2	5	0	5	0	5	2.5
Ju'Juan Johnson	2	4	3	1	0	4	0.5
TEAM	1	0	2	-2	0	0	-2.0
Totals:	37	163	5	158	3	22	4.3

PASSING	Comp.	Att.	Int	Yds	TDs	Long	Sack
Garrett Nussmeier	23	34	0	233	0	29	0
Rickie Collins	1	1	0	2	0	2	0
Totals:	24	35	0	235	0	29	0

RECEIVING	Targets	No.	Yds	YAC	TD	Long
CJ Daniels	10	7	86	31	0	29
Kyren Lacy	9	6	49	20	0	11
Aaron Anderson	5	3	36	23	0	18
Mason Taylor	4	3	25	17	0	13
Josh Williams	1	1	11	15	0	11
Zavion Thomas	1	1	11	6	0	11
Trey'Dez Green	3	1	8	4	0	8
Caden Durham	1	1	7	9	0	7
Ka'Morreun Pimpton	1	1	2	0	0	2
Totals:	35	24	235	125	0	29

PUNTING	No.	Yds	Avg.	Long	I20	TB
Blake Ochsendorf	1	34	34.0	34	1	0

FIELD GOALS	Made	Att.	Long	Kicks
Damian Ramos	4	4	48	33,48,33,47

#### ARKANSAS

RUSHING	Att.	Gain	Lost	Net	TD	Long	Avg.
Ja'Quinden Jackson	5	26	0	26	0	8	5.2
Rashod Dubinion	4	15	0	15	0	13	3.8
Jordan Anthony	1	4	0	4	0	4	4.0
Braylen Russell	3	3	0	3	0	3	1.0
Taylen Green	6	14	24	-10	0	7	-1.7
Totals:	19	62	24	38	0	13	2.0

PASSING	Comp.	Att.	Int	Yds	TDs	Long	Sack
Taylen Green	21	31	1	240	1	25	3

RECEIVING	Targets	No.	Yds	YAC	TD	Long
Andrew Armstrong	10	7	94	33	1	25
Isaiah Sategna	6	4	55	13	0	25
Tyrone Broden	5	3	24	1	0	14
Rashod Dubinion	3	2	24	13	0	19
Luke Hasz	2	2	22	5	0	11
Isaac TeSlaa	1	1	14	2	0	14
Ja'Quinden Jackson	1	1	7	2	0	7
Braylen Russell	1	1	0	1	0	0
Jordan Anthony	2	0	0	0	0	0
Totals:	31	21	239	70	1	25

PUNTING	No.	Yds	Avg.	Long	I20	TB
Devin Bale	3	152	50.7	58	1	1

FIELD GOALS	Made	Att.	Long	Kicks
Matthew Shipley	1	2	51	42x,51

GAME 8 ||| at MISSISSIPPI STATE

Arkansas (5-3, 3-2)..... 58  
 Mississippi State (1-7, 0-5) ..... 25

Oct. 26, 2024 | Starkville, Miss.  
 Davis Wade Stadium | Time: 11:45 | Attendance: 49,303  
 TV: SECN > Dave Neal (PBP), Aaron Murray (Analyst), Ashley ShahAhmadi (Sideline)

SCORING SUMMARY

	1st	2nd	3rd	4th	Final
Arkansas	17	14	10	17	58
Mississippi State	7	3	15	0	25

QTR. TEAM SCORING PLAY

1st	ARK	T.Green 8-yd rush (#36 M.Shipley kick), 3-23, 01:20
1st	MSU	D.Booth 54-yd pass from M.Van Buren Jr. (K.Ferrie kick), 5-75, 01:21
1st	ARK	M.Shipley 27-yd FG, 7-66, 02:55
1st	ARK	L.Hasz 14-yd pass from T.Green (M.Shipley kick), 6-78, 03:17
2nd	ARK	J.Anthony 27-yd pass from T.Green (M.Shipley kick), 5-76, 01:54
2nd	MSU	K.Ferrie 36-yd FG, 6-30, 01:16
2nd	ARK	A.Paaske 1-yd pass from T.Green (#36 M.Shipley kick), 8-75, 01:38
3rd	ARK	M.Shipley 32-yd FG, 7-62, 03:37
3rd	ARK	A.Paaske 7-yd pass from T.Green (M.Shipley kick), 7-62, 03:42
3rd	MSU	K.Coleman Jr. 31-yd pass from M.Van Buren Jr. (K.Ferrie kick), 6-75, 02:11
3rd	MSU	M.Van Buren Jr. 4-yd rush (K.Akharaiyi pass from M.Van Buren Jr.), 2-35, 00:27
4th	ARK	M.Shipley 29-yd FG, 10-64, 04:53
4th	ARK	L.Hasz 15-yd pass from T.Green (M.Shipley kick), 5-99, 03:09
4th	ARK	R.Dubinon 3-yd rush (M.Shipley kick), 2-12, 00:52

TEAM STATISTICS

	ARKANSAS	MISSISSIPPI STATE
FIRST DOWNS	30	24
RUSHES-YARDS (NET)	37-359	42-162
PASSING YDS (NET)	314	309
Passes Comp-Att-Int.	23-29-1	22-31-2
TOTAL OFFENSE PLAYS-YARDS	66-673	73-471
Fumble Returns-Yards	0-0	0-0
Punt Returns-Yards	0-0	1-15
Kickoff Returns-Yards	0-0	1-42
Interception Returns-Yards	2-8	1-21
Punts (Number-Avg)	1-53.0	0-0
Fumbles-Lost	3-0	3-3
Penalties-Yards	7-70	4-48
Possession Time	31:15	28:45
Third-Down Conversions	0-7	5-13
Fourth-Down Conversions	2-2	2-4
Red-Zone Scores-Chances	9-9	2-4
Sacks By: Number-Yards	4-18	0-0



RB BRAYLEN RUSSELL ran for a career-best 175 yards on 16 carries in just his second start. The freshman became the first Arkansas true freshman to run for 175+ yards since the legendary Darren McFadden in 2005.

ARKANSAS

RUSHING	Att.	Gain	Lost	Net	TD	Long	Avg.
Braylen Russell	16	175	0	175	0	75	10.9
Rashod Dubinion	11	104	6	98	1	23	8.9
Taylen Green	8	79	0	79	1	32	9.9
Malachi Singleton	1	9	0	9	0	9	9.0
TEAM	1	0	2	-2	0	0	-2.0
Totals:	37	367	8	359	2	75	9.7

PASSING

	Comp.	Att.	Int	Yds	TDs	Long	Sack
Taylen Green	23	29	1	314	5	36	0

RECEIVING

	Targets	No.	Yds	YAC	TD	Long
Andrew Armstrong	8	4	76	17	0	36
Luke Hasz	4	4	59	28	2	30
Isaac TeSlaa	3	3	51	5	0	26
Rashod Dubinion	4	3	22	16	0	23
Andreas Paaske	3	3	19	12	2	11
Tyrone Broden	3	2	33	7	0	20
Isaiah Sategna	2	2	16	12	0	11
Jordan Anthony	1	1	27	0	1	27
Braylen Russell	1	1	11	0	0	11
Totals:	29	23	314	97	5	36

PUNTING

	No.	Yds	Avg.	Long	I20	TB
Devin Bale	1	53	53.0	53	0	0

FIELD GOALS

	Made	Att.	Long	Kicks
Matthew Shipley	3	3	32	27,32,29

MISSISSIPPI STATE

RUSHING	Att.	Gain	Lost	Net	TD	Long	Avg.
Davon Booth	17	94	1	93	0	38	5.5
Johnnie Daniels	11	42	0	42	0	13	3.8
Xavier Gayten	2	28	0	28	0	17	14.0
Chris Parson	3	6	2	4	0	5	1.3
Michael Van Buren Jr.	9	13	18	-5	1	4	-0.6
Totals:	42	183	21	162	1	38	3.9

PASSING

	Comp.	Att.	Int	Yds	TDs	Long	Sack
Michael Van Buren Jr.	22	31	2	309	2	54	4

RECEIVING

	Targets	No.	Yds	YAC	TD	Long
Kevin Coleman Jr.	12	8	100	81	1	31
Seydou Traore	6	5	77	15	0	32
Kelly Akharaiyi	4	3	15	9	0	8
Ricky Johnson	2	2	9	1	0	5
Davon Booth	1	1	54	59	1	54
Johnnie Daniels	1	1	29	28	0	29
Jordan Mosley	3	1	15	6	0	15
Xavier Gayten	1	1	10	6	0	10
Cameron Ball	1	0	0	0	0	0
Totals:	31	22	309	205	2	54

PUNTING

	No.	Yds	Avg.	Long	I20	TB
--						

FIELD GOALS

	Made	Att.	Long	Kicks
Kyle Ferrie	1	2	36	42x,36



19/18 Ole Miss (7-2, 3-2)..... 63  
 RV/RV Arkansas (5-4, 3-3)..... 31

Nov. 2, 2024 | Fayetteville, Ark.  
 Donald W. Reynolds Razorback Stadium | Time: 11:00 | Attendance: 72,894  
 TV: ESPN > Mark Jones (PBP), Roddy Jones (Analyst), Quint Kessenich (Sideline)

SCORING SUMMARY

	1st	2nd	3rd	4th	Final
Ole Miss	7	28	21	7	63
Arkansas	3	7	14	7	31

QTR.	TEAM	SCORING PLAY
1st	MIS	P.Umanmielen 0-yd fumble return (C.Davis kick), 00:47
1st	ARK	M.Shipley 55-yd FG, 7-38, 03:37
2nd	MIS	D.Wright 4-yd pass from J.Dart (C.Davis kick), 11-75, 03:51
2nd	MIS	J.Watkins 62-yd pass from J.Dart (C.Davis kick), 1-62, 00:08
2nd	MIS	J.Watkins 66-yd pass from J.Dart (C.Davis kick), 2-68, 00:37
2nd	ARK	R.Dubinion 6-yd rush (M.Shipley kick), 9-75, 04:17
2nd	MIS	J.Watkins 3-yd pass from J.Dart (C.Davis kick), 8-73, 01:13
3rd	MIS	J.Watkins 11-yd pass from J.Dart (C.Davis kick), 7-75, 03:00
3rd	ARK	M.Singleton 13-yd rush (M.Shipley kick), 5-75, 02:11
3rd	MIS	J.Pegues 1-yd rush (C.Davis kick), 6-79, 02:42
3rd	MIS	J.Watkins 62-yd pass from J.Dart (C.Davis kick), 2-64, 00:46
3rd	ARK	R.Hill 2-yd rush (M.Shipley kick), 7-75, 02:26
4th	MIS	D.Wright 12-yd pass from A.Simmons (C.Davis kick), 10-80, 05:36
4th	ARK	L.Hasz 22-yd pass from M.Singleton (M.Shipley kick), 8-75, 03:33

TEAM STATISTICS

	OLE MISS	ARKANSAS
FIRST DOWNS	30	24
RUSHES-YARDS (NET)	42-132	37-127
PASSING YDS (NET)	562	365
Passes Comp-Att-Int.	28-34-0	21-28-0
TOTAL OFFENSE PLAYS-YARDS	76-694	65-492
Fumble Returns-Yards	1-0	0-0
Punt Returns-Yards	1-6	0-0
Kickoff Returns-Yards	2-51	0-0
Interception Returns-Yards	0-0	0-0
Punts (Number-Avg)	2-43.0	4-44.8
Fumbles-Lost	1-0	3-2
Penalties-Yards	9-90	10-95
Possession Time	31:26	28:34
Third-Down Conversions	6-12	5-12
Fourth-Down Conversions	2-3	0-0
Red-Zone Scores-Chances	5-6	4-4
Sacks By: Number-Yards	8-41	1-8



DE LANDON JACKSON recorded a sack in his team-best fourth game of the season. He leads Arkansas with 4.5 sacks.

OLE MISS

RUSHING	Att.	Gain	Lost	Net	TD	Long	Avg.
Jaxson Dart	10	56	9	47	0	31	4.7
Domonique Thomas	10	41	0	41	0	9	4.1
Henry Parrish Jr.	10	23	1	22	0	4	2.2
Ulysses Bentley IV	5	11	0	11	0	4	2.2
Jason Albritton	5	8	0	8	0	3	1.6
J.J. Pegues	2	3	0	3	1	2	1.5
Totals:	42	142	10	132	1	31	3.1

PASSING	Comp.	Att.	Int	Yds	TDs	Long	Sack
Jaxson Dart	25	31	0	515	6	66	1
Austin Simmons	3	3	0	47	1	22	0
Totals:	28	34	0	562	7	66	1

RECEIVING	Targets	No.	Yds	YAC	TD	Long
Dae'Quan Wright	10	9	99	51	2	23
Jordan Watkins	9	8	254	94	5	66
Cayden Lee	7	5	127	58	0	58
Antwane Wells Jr.	5	3	59	16	0	24
Henry Parrish Jr.	2	2	10	17	0	7
Micah Davis	1	1	13	9	0	13
Totals:	34	28	562	245	7	66

PUNTING	No.	Yds	Avg.	Long	I20	TB
Fraser Masin	2	86	43.0	52	1	1

FIELD GOALS	Made	Att.	Long	Kicks
--				

ARKANSAS

RUSHING	Att.	Gain	Lost	Net	TD	Long	Avg.
Rashod Dubinion	12	56	7	49	1	23	4.1
Malachi Singleton	8	69	25	44	1	42	5.5
Taylen Green	10	40	24	16	0	14	1.6
Rodney Hill	3	16	0	16	1	8	5.3
Braylen Russell	4	7	5	2	0	5	0.5
Totals:	37	188	61	127	3	42	3.4

PASSING	Comp.	Att.	Int	Yds	TDs	Long	Sack
Taylen Green	10	14	0	158	0	43	5
Malachi Singleton	11	14	0	207	1	45	3
Totals:	21	28	0	365	1	45	8

RECEIVING	Targets	No.	Yds	YAC	TD	Long
Andrew Armstrong	8	6	135	79	0	43
Luke Hasz	5	5	77	21	1	22
Isaac TeSlaa	4	3	65	34	0	44
Isaiah Sategna	4	2	24	13	0	19
Rashod Dubinion	2	2	15	20	0	14
Rodney Hill	1	1	29	8	0	29
Jordan Anthony	1	1	18	13	0	18
Tyrone Broden	3	1	2	7	0	2
Totals:	28	21	365	195	1	44

PUNTING	No.	Yds	Avg.	Long	I20	TB
Devin Bale	4	179	44.8	48	0	0

FIELD GOALS	Made	Att.	Long	Kicks
Matthew Shipley	1	2	55	55,45x

3/3 Texas (9-1, 5-1) ..... 20  
 Arkansas (5-5, 3-4) ..... 10

Nov. 16, 2024 | Fayetteville, Ark.  
 Donald W. Reynolds Razorback Stadium | Time: 11:00 | Attendance: 74,929  
 TV: ABC > Joe Tessitore (PBP), Jesse Palmer (Analyst), Katie George (Sideline)

SCORING SUMMARY

	1st	2nd	3rd	4th	Final
Texas	7	3	3	7	20
Arkansas	0	0	7	3	10

QTR. TEAM SCORING PLAY

1st	TEX	M.Golden 20-yd pass from Q.Ewers (B.Auburn kick), 6-61, 02:17
2nd	TEX	B.Auburn 39-yd FG, 11-27, 03:45
3rd	TEX	B.Auburn 33-yd FG, 7-36, 02:37
3rd	ARK	J.Jackson 1-yd rush (M.Shipley kick), 12-75, 04:57
4th	ARK	M.Shipley 44-yd FG, 10-39, 04:57
4th	TEX	M.Golden 1-yd pass from Q.Ewers (B.Auburn kick), 8-75, 03:36

TEAM STATISTICS

	TEXAS	ARKANSAS
FIRST DOWNS	20	15
RUSHES-YARDS (NET)	41-139	34-82
PASSING YDS (NET)	176	149
Passes Comp-Att-Int	20-32-0	17-25-1
TOTAL OFFENSE PLAYS-YARDS	315	231
Fumble Returns-Yards	0-0	0-0
Punt Returns-Yards	1-12	1-0
Kickoff Returns-Yards	1-20	2-27
Interception Returns-Yards	1-(-1)	0-0
Punts (Number-Avg)	6-39.8	6-38.3
Fumbles-Lost	1-0	1-1
Penalties-Yards	2-15	2-15
Possession Time	30:59	29:01
Third-Down Conversions	4-15	5-12
Fourth-Down Conversions	2-2	0-0
Red-Zone Scores-Chances	3-3	1-1
Sacks By: Number-Yards	6-48	2-7



RB JA'QUINDEN JACKSON returned from an injury to lead Arkansas in rushing and score his team-best 11th touchdown of the season.

TEXAS

RUSHING	Att.	Gain	Lost	Net	TD	Long	Avg.
Jaydon Blue	14	84	1	83	0	28	5.9
Quintrevion Wisner	17	65	6	59	0	11	3.5
Jerrick Gibson	2	5	0	5	0	3	2.5
TEAM	3	0	3	-3	0	0	-1.0
Quinn Ewers	5	7	12	-5	0	4	-1.0
Totals:	41	161	22	139	0	28	3.4

PASSING	Comp.	Att.	Int	Yds	TDs	Long	Sack
Quinn Ewers	20	32	0	176	2	30	2

RECEIVING	Targets	No.	Yds	YAC	TD	Long
Isaiah Bond	5	4	48	13	0	20
Silas Bolden	5	3	33	25	0	17
Gunnar Helm	7	3	32	20	0	17
Quintrevion Wisner	3	3	23	35	0	30
Jaydon Blue	3	3	19	24	0	17
Matthew Golden	5	2	21	0	2	20
Juan Davis	1	1	8	6	0	8
DeAndre Moore Jr.	1	1	-8	-4	0	0
Ryan Wingo	2	0	0	0	0	0
Totals:	32	20	176	119	2	30

PUNTING	No.	Yds	Avg.	Long	I20	TB
Michael Kern	6	239	39.8	42	0	1

FIELD GOALS	Made	Att.	Long	Kicks
Bert Auburn	2	2	39	39,33

ARKANSAS

RUSHING	Att.	Gain	Lost	Net	TD	Long	Avg.
Ja'Quinden Jackson	11	56	0	56	1	12	5.1
Rashod Dubinion	7	30	0	30	0	9	4.3
Taylen Green	16	50	54	-4	0	11	-0.2
Totals:	34	136	54	82	1	12	2.4

PASSING	Comp.	Att.	Int	Yds	TDs	Long	Sack
Taylen Green	17	25	1	149	0	25	6

RECEIVING	Targets	No.	Yds	YAC	TD	Long
Andrew Armstrong	8	6	74	20	0	25
Rashod Dubinion	3	3	5	25	0	6
Isaiah Sategna	3	2	24	2	0	25
Luke Hasz	2	2	11	7	0	10
CJ Brown	1	1	12	13	0	12
Jordan Anthony	2	1	9	7	0	9
Rodney Hill	1	1	7	3	0	7
Isaac TeSlaa	1	1	7	3	0	7
Tyrone Broden	2	0	0	0	0	0
Andreas Paaske	1	0	0	0	0	0
Ja'Quinden Jackson	1	0	0	0	0	0
Totals:	25	17	149	80	0	25

PUNTING	No.	Yds	Avg.	Long	I20	TB
Devin Bale	6	230	38.3	59	2	0

FIELD GOALS	Made	Att.	Long	Kicks
Matthew Shipley	1	1	44	44





## Game 11: LA Tech

### 2024 ALL ARKANSAS RAZORBACKS DEFENSIVE STATS

POS.	#	PLAYER	TKL.	AST.	TOTAL	TFL	SACKS/YDS.	PR	FR	FF	INT./YDS.	PD
LB	10	X. Sorey	33	47	80	8	1.0/5.0	2	0	0	1/3	1
DB	3	D. Slaughter	36	25	61	3	1.0/6.0	0	0	0	1/0	5
LB	14	S. Dix, Jr.	19	35	54	3	2.0/14.0	2	1	0	0/0	1
DB	18	T. Metcalf	24	23	47	0	0.0/0.0	0	0	1	3/44	5
DB	8	J. Johnson	23	24	47	3	1.0/5.0	0	0	1	1/10	4
LB	22	B. Spence	22	20	42	4	2.5/11.0	1	0	0	0/0	0
DL	40	L. Jackson	22	16	38	8	5.5/38.0	8	1	1	0/0	2
LB	30	L. Worth	15	21	36	1	0.5/2.0	0	0	0	0/0	2
DL	5	C. Ball	16	17	33	3	1.5/9.0	1	1	0	0/0	0
DL	50	E. Gregory	13	20	33	5	3.0/14.0	3	0	0	0/0	1
DB	13	M. Robinson	15	14	29	0	0.0/0.0	0	0	0	0/0	7
DB	15	J. Singletary	14	10	24	0	0.0/0.0	0	0	0	1/0	2
DL	0	N. Davillier	8	15	23	2	1.0/4.0	4	0	0	0/0	0
DB	17	H. Clark	10	8	18	2	0.0/0.0	0	1	1	1/5	3
LB	25	A. Switzer	9	9	18	2	0.0/0.0	0	0	1	0/0	0
DE	4	A. Juncaj	5	9	14	1	0.0/0.0	0	0	0	0/0	0
DL	93	K. Rose	3	11	14	1	0.0/0.0	0	0	0	0/0	0
DB	16	M. Mitchell	7	5	12	1	0.0/0.0	0	0	0	0/0	0
DB	1	K. Stewart	7	4	11	0	0.0/0.0	0	0	0	0/0	2
DL	97	Q. Rhodes Jr.	4	6	10	2	1.0/7.0	4	0	0	0/0	0
DL	95	I. Geffrard	3	6	9	2	0.0/0.0	0	0	0	0/0	0
LB	7	B. Shaw	2	5	7	2	1.0/13.0	1	0	0	0/0	0
DL	98	D. Saili	1	3	4	0	0.0/0.0	0	0	0	0/0	0
P	37	D. Bale	3	0	3	0	0.0/0.0	0	0	0	0/0	0
LB	43	B. Both	1	2	3	0	0.0/0.0	0	0	0	0/0	0
DB	27	A. Johnson	2	0	2	0	0.0/0.0	0	0	0	0/0	0
LS	30	A. Ngo	2	0	2	0	0.0/0.0	0	0	0	0/0	0
OL	72	J. Braun	1	0	1	0	0.0/0.0	0	0	0	0/0	0
DL	9	C. Collins	1	0	1	0	0.0/0.0	0	0	0	0/0	0
QB	10	T. Green	1	0	1	0	0.0/0.0	0	0	0	0/0	0
RB	0	B. Russell	1	0	1	0	0.0/0.0	0	0	0	0/0	0
DB	19	D. Young	1	0	1	0	0.0/0.0	0	0	0	0/0	0
LB	23	C. Dean	0	1	1	0	0.0/0.0	0	0	0	0/0	0
WR	4	I. TeSlaa	0	1	1	0	0.0/0.0	0	0	0	0/0	0
DB	11	J. Braxton	0	0	0	0	0.0/0.0	0	0	0	0/0	2
DB	2	S. Bridges	0	0	0	0	0.0/0.0	0	0	0	0/0	1
DB	39	A. McCowan	0	0	0	0	0.0/0.0	0	0	0	0/0	1
<b>Arkansas TOTALS</b>			<b>324</b>	<b>357</b>	<b>681</b>	<b>53</b>	<b>21.0/128.0</b>	<b>26</b>	<b>4</b>	<b>5</b>	<b>8/62</b>	<b>39</b>
<b>Opp. TOTALS</b>			<b>336</b>	<b>353</b>	<b>689</b>	<b>79</b>	<b>31.0/209.0</b>	<b>43</b>	<b>7</b>	<b>12</b>	<b>8/171</b>	<b>46</b>

Ast.=Assist, TFL=Tackle for a Loss, PR=Pressures, Int.=Interception, FR=Fumble Recovery, FF=Forced Fumble, PD=Pass Defense

#### DEFENSIVE STATS BY RANK

SACKS		INTERCEPTIONS		TACKLES FOR LOSS		PASSES DEFENSED		PRESSURES	
PLAYER	NO.	PLAYER	NO.	PLAYER	NO.	PLAYER	NO.	PLAYER	NO.
L. Jackson	5.5	T. Metcalf	3	L. Jackson	8	M. Robinson	7	L. Jackson	8
E. Gregory	3.0	H. Clark	1	X. Sorey	8	T. Metcalf	5	N. Davillier	4
B. Spence	2.5	J. Johnson	1	E. Gregory	5	D. Slaughter	5	Q. Rhodes Jr.	4
S. Dix, Jr.	2.0	J. Singletary	1	B. Spence	4	J. Johnson	4	E. Gregory	3
C. Ball	1.5	D. Slaughter	1	C. Ball	3	H. Clark	3	S. Dix, Jr.	2
N. Davillier	1.0	X. Sorey	1	S. Dix, Jr.	3	J. Braxton	2	X. Sorey	2
J. Johnson	1.0			J. Johnson	3	L. Jackson	2	C. Ball	1
Q. Rhodes Jr.	1.0			D. Slaughter	3	J. Singletary	2	B. Shaw	1
B. Shaw	1.0			H. Clark	2	K. Stewart	2	B. Spence	1
D. Slaughter	1.0			N. Davillier	2	L. Worth	2		
X. Sorey	1.0			I. Geffrard	2	S. Bridges	1		
L. Worth	0.5			Q. Rhodes Jr.	2	S. Dix, Jr.	1		
				B. Shaw	2	E. Gregory	1		
				A. Switzer	2	A. McCowan	1		
				A. Juncaj	1	X. Sorey	1		
				M. Mitchell	1				
				K. Rose	1				
				L. Worth	1				

2024 REGULAR SEASON INDIVIDUAL SINGLE-GAME HIGHS

SCORING			
<b>POINTS</b>		(non kicker)	
<b>Arkansas:</b>	18	Ja'Quinden Jackson at Oklahoma St.	09/07
<b>Opponents:</b>	30	Jordan Watkins vs. Ole Miss	11/02

RUSHING			
<b>ATTEMPTS</b>			
<b>Arkansas:</b>	24	Ja'Quinden Jackson at Oklahoma St.	09/07
<b>Opponents:</b>	22	Dylan Sampson vs. Tennessee	10/05

<b>YARDS</b>			
<b>Arkansas:</b>	175	Braylen Russell at Mississippi St.	10/26
<b>Opponents:</b>	138	Dylan Sampson vs. Tennessee	10/05

<b>TOUCHDOWNS</b>			
<b>Arkansas:</b>	3	Ja'Quinden Jackson at Oklahoma St.	09/07
<b>Opponents:</b>	3	Caden Durham vs. LSU	10/19

PASSING			
<b>ATTEMPTS</b>			
<b>Arkansas:</b>	45	Taylen Green at Oklahoma St.	09/07
<b>Opponents:</b>	48	Alan Bowman at Oklahoma St.	09/07

<b>COMPLETIONS</b>			
<b>Arkansas:</b>	26	Taylen Green at Oklahoma St.	09/07
<b>Opponents:</b>	27	Alan Bowman at Oklahoma St.	09/07

<b>YARDS</b>			
<b>Arkansas:</b>	416	Taylen Green at Oklahoma St.	09/07
<b>Opponents:</b>	515	Jaxson Dart vs. Ole Miss	11/02

<b>COMPLETIONS PCT.</b>			
<b>Arkansas:</b>	100	KJ Jackson vs. Ark.-Pine Bluff	08/29
<b>Opponents:</b>	100	2 times (Last: Austin Simmons vs. Ole Miss)	11/02

<b>TOUCHDOWNS</b>			
<b>Arkansas:</b>	5	Taylen Green at Mississippi St.	10/26
<b>Opponents:</b>	6	Jaxson Dart vs. Ole Miss	11/02

<b>INTERCEPTIONS</b>			
<b>Arkansas:</b>	2	Taylen Green at Auburn	09/21
<b>Opponents:</b>	3	Hank Brown at Auburn	09/21

RECEIVING			
<b>RECEPTIONS</b>			
<b>Arkansas:</b>	10	Andrew Armstrong at Oklahoma St.	09/07
<b>Opponents:</b>	9	2 times (Last: Dae'Quan Wright vs. Ole Miss)	11/02

<b>YARDS</b>			
<b>Arkansas:</b>	164	Andrew Armstrong at Oklahoma St.	09/07
<b>Opponents:</b>	254	Jordan Watkins vs. Ole Miss	11/02

<b>TOUCHDOWNS</b>			
<b>Arkansas:</b>	2	2 times (Last: Luke Hasz/Andreas Paaske at Mississippi St.)	10/26
<b>Opponents:</b>	5	Jordan Watkins vs. Ole Miss	11/02

INTERCEPTIONS			
<b>INTERCEPTIONS</b>			
<b>Arkansas:</b>	2	TJ Metcalf at Auburn	09/21
<b>Opponents:</b>	1	7 times (Last: Jahdae Barron vs. Texas)	11/16

<b>YARDS</b>			
<b>Arkansas:</b>	23	TJ Metcalf vs. UAB	09/14
<b>Opponents:</b>	73	Kale Smith at Oklahoma St.	09/07

<b>LONGEST</b>			
<b>Arkansas:</b>	23	TJ Metcalf vs. UAB	09/14
<b>Opponents:</b>	73	Kale Smith at Oklahoma St.	09/07

<b>TOUCHDOWNS</b>			
<b>Arkansas:</b>	None		
<b>Opponents:</b>	1	Kale Smith at Oklahoma St.	09/07

PUNT RETURNS			
<b>RETURNS</b>			
<b>Arkansas:</b>	2	Isaiah Sategna vs. Tennessee	10/05
<b>Opponents:</b>	2	Keionte Scott at Auburn	09/21

<b>FAIR CATCHES</b>			
<b>Arkansas:</b>	2	2 times (Last: Devin Bale vs. Texas)	11/16
<b>Opponents:</b>	7	Tyler White vs. Texas A&M	09/28

<b>YARDS</b>			
<b>Arkansas:</b>	33	Isaiah Sategna vs. Ark.-Pine Bluff	08/29
<b>Opponents:</b>	15	Kevin Coleman Jr. at Mississippi St.	10/26

<b>LONGEST</b>			
<b>Arkansas:</b>	33	Isaiah Sategna vs. Ark.-Pine Bluff	08/29
<b>Opponents:</b>	15	Kevin Coleman Jr. at Mississippi St.	10/26

<b>TOUCHDOWNS</b>			
<b>Arkansas:</b>	None		
<b>Opponents:</b>	None		

KICKOFF RETURNS			
<b>RETURNS</b>			
<b>Arkansas:</b>	2	Jordan Anthony vs. Texas	11/16
<b>Opponents:</b>	3	Jeremiah Cobb at Auburn	09/21

<b>YARDS</b>			
<b>Arkansas:</b>	30	Isaiah Sategna vs. Ark.-Pine Bluff	08/29
<b>Opponents:</b>	61	Jeremiah Cobb at Auburn	09/21

<b>LONGEST</b>			
<b>Arkansas:</b>	30	Isaiah Sategna vs. Ark.-Pine Bluff	08/29
<b>Opponents:</b>	42	Davon Booth at Mississippi St.	10/26

<b>TOUCHDOWNS</b>			
<b>Arkansas:</b>	None		
<b>Opponents:</b>	None		

## 2024 REGULAR SEASON RAZORBACKS INDIVIDUAL SINGLE-GAME HIGHS

<b>Touchdowns</b>	3	Ja'Quinden Jackson	at Oklahoma St.	09/07
<b>Passes Attempted</b>	45	Taylen Green	at Oklahoma St.	09/07
<b>Passes Completed</b>	26	Taylen Green	at Oklahoma St.	09/07
<b>Completion Percentage</b>	79.3	Taylen Green	at Mississippi St.	10/26
<b>Passing Yards</b>	416	Taylen Green	at Oklahoma St.	09/07
<b>Yards Per Attempt</b>	14.8	Malachi Singleton	vs. Ole Miss	11/02
<b>Touchdown Passes</b>	5	Taylen Green	at Mississippi St.	10/26
<b>Pass Receptions</b>	10	Andrew Armstrong	at Oklahoma St.	09/07
<b>Receiving Yards</b>	164	Andrew Armstrong	at Oklahoma St.	09/07
<b>Touchdown Receptions</b>	2	Luke Hasz	at Mississippi St.	10/26
		Andreas Paaske	at Mississippi St.	10/26
<b>Rushing Yards</b>	175	Braylen Russell	at Mississippi St.	10/26
<b>Rushing Attempts</b>	24	Ja'Quinden Jackson	at Oklahoma St.	09/07
<b>Rushing Average</b>	12.6	Ja'Quinden Jackson	vs. Ark.-Pine Bluff	08/29
<b>Rushing Touchdowns</b>	3	Ja'Quinden Jackson	at Oklahoma St.	09/07
<b>Yards From Scrimmage</b>	186	Braylen Russell	at Mississippi St.	10/26
<b>Combined Net Yards</b>	186	Braylen Russell	at Mississippi St.	10/26
<b>Interceptions Made</b>	2	TJ Metcalf	at Auburn	09/21
<b>Interceptions Thrown</b>	2	Taylen Green	at Auburn	09/21
<b>INT Return Yards</b>	23	TJ Metcalf	vs. UAB	09/14
<b>Tackles</b>	13	Xavian Sorey	vs. Ole Miss	11/02
		Xavian Sorey	at Oklahoma St.	09/07
<b>Sacks</b>	2.0	Landon Jackson	vs. Texas A&M	09/28
<b>Punts</b>	6	Devin Bale	vs. Texas	11/16
		Devin Bale	vs. Texas A&M	09/28
<b>Punts Inside the 20</b>	3	Devin Bale	at Oklahoma St.	09/07
<b>Punting Average</b>	57.3	Devin Bale	vs. Tennessee	10/05
<b>Punt Returns</b>	2	Isaiah Sategna	vs. Tennessee	10/05
<b>Punt Return Yards</b>	33	Isaiah Sategna	vs. Ark.-Pine Bluff	08/29
<b>Kickoff Returns</b>	2	Jordan Anthony	vs. Texas	11/16
<b>Kickoff Return Yards</b>	30	Isaiah Sategna	vs. Ark.-Pine Bluff	08/29
<b>Field Goals Attempted</b>	4	Kyle Ramsey	vs. UAB	09/14
<b>Field Goals Made</b>	3	Matthew Shipley	at Mississippi St.	10/26
		Kyle Ramsey	vs. UAB	09/14

## 2024 REGULAR SEASON ARKANSAS RAZORBACKS LONGEST PLAYS

<b>Run From Scrimmage</b>	75	Braylen Russell	at Mississippi St.	10/26
<b>Passing Long</b>	75	Taylen Green	vs. Texas A&M	09/28
<b>Pass Reception</b>	75	Isaac TeSlaa	vs. Texas A&M	09/28
<b>Interception Return</b>	23	TJ Metcalf	vs. UAB	09/14
<b>Punt Return</b>	33	Isaiah Sategna	vs. Ark.-Pine Bluff	08/29
<b>Kickoff Return</b>	30	Isaiah Sategna	vs. Ark.-Pine Bluff	08/29
<b>Punt</b>	66	Devin Bale	vs. Tennessee	10/05
<b>Field Goal</b>	55	Matthew Shipley	vs. Ole Miss	11/02
<b>Field Goal Attempt</b>	55 (2)	Matthew Shipley	vs. Ole Miss	11/02



**2024 REGULAR SEASON OPPONENTS INDIVIDUAL SINGLE-GAME HIGHS**

<b>Touchdowns</b>	5	Jordan Watkins	vs. Ole Miss	11/02
<b>Passes Attempted</b>	48	Alan Bowman	at Oklahoma St.	09/07
<b>Passes Completed</b>	27	Alan Bowman	at Oklahoma St.	09/07
<b>Passing Yards</b>	515	Jaxson Dart	vs. Ole Miss	11/02
<b>Yards Per Attempt</b>	16.6	Jaxson Dart	vs. Ole Miss	11/02
<b>Touchdown Passes</b>	6	Jaxson Dart	vs. Ole Miss	11/02
<b>Pass Receptions</b>	9	Dae'Quan Wright	vs. Ole Miss	11/02
		Brennan Presley	at Oklahoma St.	09/07
<b>Receiving Yards</b>	254	Jordan Watkins	vs. Ole Miss	11/02
<b>Touchdown Receptions</b>	5	Jordan Watkins	vs. Ole Miss	11/02
<b>Rushing Yards</b>	138	Dylan Sampson	vs. Tennessee	10/05
<b>Rushing Attempts</b>	22	Dylan Sampson	vs. Tennessee	10/05
<b>Rushing Average</b>	9.0	Le'Veon Moss	vs. Texas A&M	09/28
<b>Rushing Touchdowns</b>	3	Caden Durham	vs. LSU	10/19
<b>Yards From Scrimmage</b>	254	Jordan Watkins	vs. Ole Miss	11/02
<b>Combined Net Yards</b>	254	Jordan Watkins	vs. Ole Miss	11/02
<b>Interceptions Made</b>	1	Jahdae Barron	vs. Texas	11/16
		Nic Mitchell	at Mississippi St.	10/26
		Whit Weeks	vs. LSU	10/19
		Dezz Ricks	vs. Texas A&M	09/28
		Kayin Lee	at Auburn	09/21
		Sylvester Smith	at Auburn	09/21
		Michael Moore	vs. UAB	09/14
		Kale Smith	at Oklahoma St.	09/07
<b>Interceptions Thrown</b>	3	Hank Brown	at Auburn	09/21
<b>INT Return Yards</b>	73	Kale Smith	at Oklahoma St.	09/07
<b>Tackles</b>	17	Trey Rucker	at Oklahoma St.	09/07
<b>Sacks</b>	2.0	Colin Simmons	vs. Texas	11/16
		Princely Umanmielen	vs. Ole Miss	11/02
		Nic Scourton	vs. Texas A&M	09/28
		Obi Ezeigbo	at Oklahoma St.	09/07
<b>Punts</b>	9	Tyler White	vs. Texas A&M	09/28
<b>Punts Inside the 20</b>	7	Tyler White	vs. Texas A&M	09/28
<b>Punting Average</b>	44.0	Oscar Chapman	at Auburn	09/21
<b>Punt Returns</b>	2	Keionte Scott	at Auburn	09/21
<b>Punt Return Yards</b>	15	Kevin Coleman Jr.	at Mississippi St.	10/26
<b>Kickoff Returns</b>	3	Jeremiah Cobb	at Auburn	09/21
<b>Kickoff Return Yards</b>	61	Jeremiah Cobb	at Auburn	09/21
<b>Field Goals Attempted</b>	4	Damian Ramos	vs. LSU	10/19
		Logan Ward	at Oklahoma St.	09/07
<b>Field Goals Made</b>	4	Damian Ramos	vs. LSU	10/19

**2024 REGULAR SEASON OPPONENTS LONGEST PLAYS**

<b>Run From Scrimmage</b>	53	Dylan Sampson	vs. Tennessee	10/05
<b>Passing Long</b>	67	Payton Thorne	at Auburn	09/21
<b>Pass Reception</b>	67	KeAndre Lambert-Smith	at Auburn	09/21
<b>Interception Return</b>	73	Kale Smith	at Oklahoma St.	09/07
<b>Longest Own Fumble Return</b>	9	Davhon Keys	vs. LSU	10/19
<b>Longest Opponent's Fumble Return</b>	9	Davhon Keys	vs. LSU	10/19
<b>Punt Return</b>	15	Kevin Coleman Jr.	at Mississippi St.	10/26
<b>Kickoff Return</b>	42	Davon Booth	at Mississippi St.	10/26
<b>Punt</b>	58	Tyler White	vs. Texas A&M	09/28
<b>Field Goal</b>	48	Damian Ramos	vs. LSU	10/19
<b>Field Goal Attempt</b>	48 (3)	Damian Ramos	vs. LSU	10/19

## Game 11: LA Tech

### GAMES WITH A RECEPTION

PLAYER	2020	2021	2022	2023	2024	CAREER
Jordan Anthony	--	--	--	1	6	7
Andrew Armstrong	--	7	11	12	9	39
Devin Bale	--	--	1	--	--	1
Tyrone Broden	4	9	12	8	7	40
CJ Brown	--	--	--	--	1	1
Khafre Brown	10	1	4	10	1	26
Rashod Dubinion	--	--	7	7	6	20
Shamar Easter	--	--	--	--	1	1
Monte Harrison	--	--	--	--	1	1
Luke Hasz	--	--	--	5	9	14
Rodney Hill	--	--	--	4	5	9
Ja'Quinden Jackson	--	--	1	6	6	13
Krosse Johnson	--	--	--	--	1	1
Anton Juncaj	--	--	--	1	--	1
Andreas Paaske	--	--	7	3	1	11
Braylen Russell	--	--	--	--	3	3
Isaiah Sategna	--	--	2	9	10	21
Bryce Stephens	--	1	6	--	--	7
Isaac TeSlaa	3	11	11	12	7	44

### 10+ YARD RUNS

PLAYER	2020	2021	2022	2023	2024	CAREER
Devin Bale	--	--	--	--	1	1
Rashod Dubinion	--	--	8	3	3	14
Taylen Green	--	1	11	11	8	31
Rodney Hill	--	--	3	3	2	8
Ja'Quinden Jackson	--	1	8	9	7	25
Tyrell Reed Jr.	--	--	--	--	1	1
Braylen Russell	--	--	--	--	4	4
Isaiah Sategna	--	--	--	1	1	2
Matthew Shipley	--	--	1	1	--	2
Malachi Singleton	--	--	--	--	2	2
Bryce Stephens	--	--	1	--	--	1

### 20+ YARD RUNS

PLAYER	2020	2021	2022	2023	2024	CAREER
Devin Bale	--	--	--	--	1	1
Rashod Dubinion	--	--	1	--	2	3
Taylen Green	--	--	4	3	5	12
Ja'Quinden Jackson	--	--	5	4	4	13
Braylen Russell	--	--	--	--	2	2
Isaiah Sategna	--	--	--	1	--	1
Malachi Singleton	--	--	--	--	1	1
Bryce Stephens	--	--	1	--	--	1

### 100 YARDS RUSHING

PLAYER	2020	2021	2022	2023	2024	CAREER
Rashod Dubinion	--	--	1	--	--	1
Taylen Green	--	--	3	--	--	3
Ja'Quinden Jackson	--	--	2	3	3	8
Braylen Russell	--	--	--	--	1	1

### 20+ YARD RECEPTION

PLAYER	2020	2021	2022	2023	2024	CAREER
Jordan Anthony	--	--	--	--	2	2
Andrew Armstrong	--	4	8	9	8	29
Tyrone Broden	2	5	9	--	2	18
Khafre Brown	5	1	1	6	1	14
Rashod Dubinion	--	--	1	1	1	3
Luke Hasz	--	--	--	2	4	6
Rodney Hill	--	--	--	2	1	3
Ja'Quinden Jackson	--	--	--	--	1	1
Andreas Paaske	--	--	3	1	--	4
Isaiah Sategna	--	--	--	2	6	8
Bryce Stephens	--	--	1	--	--	1
Isaac TeSlaa	1	5	10	3	5	24

### GAMES WITH MULTIPLE RUSHING TDS

PLAYER	2020	2021	2022	2023	2024	CAREER
Rashod Dubinion	--	--	2	--	--	2
Taylen Green	--	--	3	2	2	7
Ja'Quinden Jackson	--	--	2	1	3	6

### GAMES WITH A RUSHING TD

PLAYER	2020	2021	2022	2023	2024	CAREER
Rashod Dubinion	--	--	3	1	2	6
Taylen Green	--	--	7	7	3	17
Rodney Hill	--	--	1	1	2	4
Ja'Quinden Jackson	--	1	6	3	7	17
Tyrell Reed Jr.	--	--	--	--	1	1
Braylen Russell	--	--	--	--	2	2
Malachi Singleton	--	--	--	--	3	3

### 40+ YARD RECEPTION

PLAYER	2020	2021	2022	2023	2024	CAREER
Andrew Armstrong	--	2	5	2	1	10
Tyrone Broden	--	4	2	--	--	6
Khafre Brown	2	1	--	2	--	5
Luke Hasz	--	--	--	1	1	2
Rodney Hill	--	--	--	1	--	1
Andreas Paaske	--	--	1	--	--	1
Isaiah Sategna	--	--	--	--	1	1
Bryce Stephens	--	--	1	--	--	1
Isaac TeSlaa	1	3	8	--	2	14

### 100 YARDS RECEIVING

PLAYER	2020	2021	2022	2023	2024	CAREER
Andrew Armstrong	--	--	6	1	4	11
Tyrone Broden	--	2	--	--	--	2
Luke Hasz	--	--	--	1	--	1
Isaac TeSlaa	--	2	7	--	1	10

### GAMES WITH MULTIPLE RECEIVING TDS

PLAYER	2020	2021	2022	2023	2024	CAREER
Andrew Armstrong	--	1	4	1	--	6
Tyrone Broden	--	2	1	--	--	3
Luke Hasz	--	--	--	1	1	2

## Game 11: LA Tech

Andreas Paaske	--	--	--	--	1	1
Isaac TeSlaa	--	1	5	--	--	6

### GAMES WITH A RECEIVING TD

PLAYER	2020	2021	2022	2023	2024	CAREER
Jordan Anthony	--	--	--	--	1	1
Andrew Armstrong	--	2	7	4	1	14
Tyrone Broden	--	3	6	3	1	13
Khafre Brown	2	1	--	5	--	8
Rashod Dubinion	--	--	1	1	--	2
Luke Hasz	--	--	--	2	3	5
Andreas Paaske	--	--	2	--	1	3
Isaiah Sategna	--	--	--	2	1	3
Bryce Stephens	--	--	1	--	--	1
Isaac TeSlaa	--	5	7	2	1	15



## Game 11: LA Tech

### 2024 BIG YARDAGE GAMES 100-YARD PASS RECEIVERS

DATE	OPPONENT	PLAYER	REC.	YDS.	AVG.	LG	TD
9/7	at Oklahoma St.	Andrew Armstrong	10	164	16.4	35	0
9/14	UAB	Andrew Armstrong	8	137	17.1	29	0
9/28	Texas A&M	Isaac TeSlaa	5	120	24.0	75	1
10/5	Tennessee	Andrew Armstrong	9	132	14.7	30	0
11/2	Ole Miss	Andrew Armstrong	6	135	22.5	43	0

### 100-YARD RUSHERS

DATE	OPPONENT	PLAYER	ATT.	YDS.	AVG.	LG	TD
8/29	Ark.-Pine Bluff	Ja'Quinden Jackson	8	101	12.6	46	2
9/7	at Oklahoma St.	Ja'Quinden Jackson	24	149	6.2	26	3
9/14	UAB	Ja'Quinden Jackson	15	147	9.8	28	1
10/26	at Mississippi St.	Braylen Russell	16	175	10.9	75	0

### 300-YARD PASSERS

DATE	OPPONENT	PLAYER	ATT.	YDS.	COMP.	LG	TD
9/7	at Oklahoma St.	Taylen Green	45	416	26	43	1
10/26	at Mississippi St.	Taylen Green	29	314	23	36	5

### 2024 OPPONENTS BIG YARDAGE GAMES 100-YARD PASS RECEIVERS

DATE	OPPONENT	PLAYER	REC.	YDS.	AVG.	LG	TD
9/21	at Auburn	KeAndre Lambert-Smith	5	156	31.2	67	2
9/28	Texas A&M	Noah Thomas	6	109	18.2	58	1
10/26	at Mississippi St.	Kevin Coleman Jr.	8	100	12.5	31	1
11/2	Ole Miss	Cayden Lee	5	127	25.4	58	0
11/2	Ole Miss	Jordan Watkins	8	254	31.8	66	5

### 100-YARD RUSHERS

DATE	OPPONENT	PLAYER	ATT.	YDS.	AVG.	LG	TD
9/28	Texas A&M	Le'Veon Moss	13	117	9.0	30	0
10/5	Tennessee	Dylan Sampson	22	138	6.3	53	2
10/19	LSU	Caden Durham	21	101	4.8	22	3

### 300-YARD PASSERS

DATE	OPPONENT	PLAYER	ATT.	YDS.	COMP.	LG	TD
9/7	at Oklahoma St.	Alan Bowman	48	326	27	63	1
10/26	at Mississippi St.	Michael Van Buren Jr.	31	309	22	54	2
11/2	Ole Miss	Jaxson Dart	31	515	25	66	6

2024 ARKANSAS ADVANCES

DATE	OPPONENT	RUSHES	COMPLETIONS	ADVANCES	OUTCOME
08/29	Ark.-Pine Bluff	33	28	61	W 70-0
09/07	at Oklahoma St.	47	26	73	L 39-31
09/14	UAB	38	11	49	W 37-27
09/21	at Auburn	55	12	67	W 24-14
09/28	Texas A&M	30	23	53	L 21-17
10/05	Tennessee	44	21	65	W 19-14
10/19	LSU	19	21	40	L 34-10
10/26	at Mississippi St.	37	23	60	W 58-25
11/02	Ole Miss	37	21	58	L 63-31
11/16	Texas	34	17	51	L 20-10
11/22		--	--	--	--
11/29		--	--	--	--
<b>TOTALS</b>		<b>374</b>	<b>203</b>	<b>577</b>	

2024 OPPONENT ADVANCES

DATE	OPPONENT	RUSHES	COMPLETIONS	ADVANCES	OUTCOME
08/29	Ark.-Pine Bluff	23	11	34	W 70-0
09/07	at Oklahoma St.	26	27	53	L 39-31
09/14	UAB	35	23	58	W 37-27
09/21	at Auburn	26	20	46	W 24-14
09/28	Texas A&M	38	11	49	L 21-17
10/05	Tennessee	36	17	53	W 19-14
10/19	LSU	37	24	61	L 34-10
10/26	at Mississippi St.	42	22	64	W 58-25
11/02	Ole Miss	42	28	70	L 63-31
11/16	Texas	41	20	61	L 20-10
11/22		--	--	--	--
11/29		--	--	--	--
<b>TOTALS</b>		<b>346</b>	<b>203</b>	<b>549</b>	

ARKANSAS RECORD WHEN:

Having 45 or more advances	5 - 4
Having 50 or more advances	4 - 4
Having less than 45 advances	0 - 1
Having less than 50 advances	1 - 1
Allowing 45 or more advances	4 - 5
Allowing 50 or more advances	3 - 4
Allowing less than 45 advances	1 - 0
Allowing less than 50 advances	2 - 1

NOTE: Advances equal to all rushing attempts plus completions.

Game 11: LA Tech

2024 ALL ARKANSAS GAME-BY-GAME OFFENSE

	08/29	09/07	09/14	09/21	09/28	10/05	10/19	10/26	11/02	11/16	Totals
	Ark	@ Okl	UAB	@ Aub	Tex	Ten	LSU	@ Mis	Ole	Tex	
<b>FIRST DOWNS</b>											
Total	34	33	29	21	21	23	15	30	24	15	245
Rushing	12	15	18	14	8	8	3	13	9	10	110
Passing	22	18	6	5	11	14	12	15	13	5	121
Penalty	0	0	5	2	2	1	0	2	2	0	14
<b>THIRD DOWNS</b>											
Attempts	9	19	12	19	15	15	9	7	12	12	129
Converted	9	11	7	9	5	6	4	0	5	5	61
Percentage	100.0%	57.9%	58.3%	47.4%	33.3%	40.0%	44.4%	0.0%	41.7%	41.7%	47.3%
<b>FOURTH DOWNS</b>											
Attempts	0	2	1	4	3	3	0	2	0	0	15
Converted	0	0	1	2	2	1	0	2	0	0	8
Percentage	0	0.0%	100.0%	50.0%	66.7%	33.3%	0	100.0%	0	0	53.3%
<b>TOT. OFFENSE</b>											
Net Yards	687	648	427	334	379	434	278	673	492	231	4,583
Plays	33	45	35	52	27	42	16	37	29	28	344
Avg./Play	20.8	14.4	12.2	6.4	14.0	10.3	17.4	18.2	17.0	8.3	13.3
<b>RUSHING</b>											
Net Yards	279	232	266	183	100	137	38	359	127	82	1,803
Rush. Att.	33	47	38	55	30	44	19	37	37	34	374
Avg./Att.	8.0	4.0	7.0	3.0	3.0	3.0	2.0	9.0	3.0	2.0	4.8
<b>PASSING</b>											
Net Yards	408	416	161	151	279	297	240	314	365	149	2,780
Attempts	37	46	26	28	41	30	31	29	28	25	321
Completions	28	26	11	12	23	21	21	23	21	17	203
Intercepted	0	1	1	2	1	0	1	1	0	1	8
Gross Yards	408	444	174	178	298	306	264	314	406	197	2,989
Sacked	0.0	3.0	3.0	3.0	3.0	2.0	3.0	0.0	8.0	6.0	31.0
Yards Lost	0	28	13	27	19	9	24	0	41	48	209
<b>ADVANCES</b>											
Rushes	33	47	38	55	30	44	19	37	37	34	374
Completions	28	26	11	12	23	21	21	23	21	17	203
Totals	61	73	49	67	53	65	40	60	58	51	577
Total Drives	32	41	34	33	34	29	31	42	40	29	345
<b>PENALTIES</b>											
Number	6	7	6	4	10	6	7	7	10	2	65
Yards	48	71	65	20	75	45	78	70	95	15	582
<b>FUMBLES</b>											
Number	2	4	1	1	4	2	2	3	3	1	23
Lost	0	2	0	0	2	0	2	0	2	1	9
<b>PUNTING</b>											
Yards	0	137	0	149	263	172	152	53	179	230	1,335
Punts	0	3	0	3	6	3	3	1	4	6	29
Net Avg.	0.0	44.0	0.0	49.0	42.0	50.0	44.0	38.0	43.0	36.0	43.1
Gross Avg.	0.0	45.0	0.0	49.0	43.0	57.0	50.0	53.0	44.0	38.0	46.0
<b>SCORING</b>											
Points	70	31	37	24	17	19	10	58	31	10	307
Q1	28	14	3	0	14	3	0	17	3	0	82
Q2	21	7	17	7	0	0	7	14	7	0	80
Q3	7	0	7	7	0	7	3	10	14	7	62
Q4	14	10	10	10	3	9	0	17	7	3	83
OT	0	0	0	0	0	0	0	0	0	0	0
TD Rushing	8	3	4	2	1	2	0	2	3	1	26
TD Passing	2	1	0	1	1	0	1	5	1	0	12
TD KO Returns	0	0	0	0	0	0	0	0	0	0	0
TD Punt Returns	0	0	0	0	0	0	0	0	0	0	0
TD Def. Returns	0	1	0	0	0	0	0	0	1	0	2
FG Attempts	0	3	4	2	1	3	2	3	2	1	21
FG Made	0	1	3	1	1	2	1	3	1	1	14
Safety	0	0	0	0	0	0	0	0	0	0	0
2-Pt Attempts	0	0	0	0	0	1	0	0	0	0	1
2-Pt Made	0	0	0	0	0	0	0	0	0	0	0
Time of Possession	32:14	36:13	27:21	36:35	30:38	35:27	21:06	31:15	28:33	29:00	308.5



Game 11: LA Tech

2024 REGULAR SEASON SCORING BREAKDOWN

ARKANSAS

DATE	OPPONENT	FIRST QUARTER	SECOND QUARTER	FIRST HALF	THIRD QUARTER	FOURTH QUARTER	SECOND HALF	OVERTIME	TOTAL
08/29	Ark.-Pine Bluff	28	21	49	7	14	21	--	70
09/07	at Oklahoma St.	14	7	21	0	10	10	0	31
09/14	UAB	3	17	20	7	10	17	--	37
09/21	at Auburn	0	7	7	7	10	17	--	24
09/28	Texas A&M	14	0	14	0	3	3	--	17
10/05	Tennessee	3	0	3	7	9	16	--	19
10/19	LSU	0	7	7	3	0	3	--	10
10/26	at Mississippi St.	17	14	31	10	17	27	--	58
11/02	Ole Miss	3	7	10	14	7	21	--	31
11/16	Texas	0	0	0	7	3	10	--	10
11/22	Louisiana Tech	--	--	--	--	--	--	--	--
11/29	at Missouri	--	--	--	--	--	--	--	--
<b>Totals</b>		<b>82</b>	<b>80</b>	<b>162</b>	<b>62</b>	<b>83</b>	<b>145</b>	<b>0</b>	<b>307</b>

2024 REGULAR SEASON SCORING BREAKDOWN

OPPONENTS

DATE	OPPONENT	FIRST QUARTER	SECOND QUARTER	FIRST HALF	THIRD QUARTER	FOURTH QUARTER	SECOND HALF	OVERTIME	TOTAL
08/29	Ark.-Pine Bluff	0	0	0	0	0	0	--	0
09/07	at Oklahoma St.	0	7	7	6	18	24	0	39
09/14	UAB	10	10	20	0	7	7	--	27
09/21	at Auburn	0	0	0	7	7	14	--	14
09/28	Texas A&M	7	7	14	0	7	7	--	21
10/05	Tennessee	0	0	0	14	0	14	--	14
10/19	LSU	10	6	16	8	10	18	--	34
10/26	at Mississippi St.	7	3	10	15	0	15	--	25
11/02	Ole Miss	7	28	35	21	7	28	--	63
11/16	Texas	7	3	10	3	7	10	--	20
11/22	Louisiana Tech	--	--	--	--	--	--	--	--
11/29	at Missouri	--	--	--	--	--	--	--	--
<b>Totals</b>		<b>48</b>	<b>64</b>	<b>112</b>	<b>74</b>	<b>63</b>	<b>137</b>	<b>0</b>	<b>257</b>

# Game 11: LA Tech

## ARKANSAS RAZORBACKS / ALL THROUGH SATURDAY, NOVEMBER 16, 2024

RUSHING	SEASON									CAREER								
	GP	ATT	GAIN	LOSS	NET	AVG	TD	LG	AVG/G	GP	ATT	GAIN	LOSS	NET	AVG	TD	LG	AVG/G
J. Jackson	8	115	669	21	648	5.6	11	46	81.00	38	360	2059	53	2006	5.6	25	66	52.8
T. Green	10	121	660	253	407	3.4	5	36	40.70	39	285	1811	378	1433	5.0	24	91	36.7
B. Russell	9	47	309	5	304	6.5	2	75	33.78	9	47	309	5	304	6.5	2	75	33.8
R. Dubinion	6	39	230	13	217	5.6	2	23	36.17	28	190	835	71	764	4.0	8	26	27.3
R. Hill	7	18	96	2	94	5.2	2	13	13.43	24	95	452	24	428	4.5	4	19	17.8
M. Singleton	5	17	102	28	74	4.4	3	42	14.80	8	17	102	28	74	4.4	3	42	9.3
T. Reed Jr.	2	5	28	0	28	5.6	1	10	14.00	2	5	28	0	28	5.6	1	10	14.0
D. Bale	10	2	25	5	20	10.0	0	25	2.00	34	4	25	25	0	0.0	0	25	0.0
I. Sategna	10	1	15	0	15	15.0	0	15	1.50	26	2	43	0	43	21.5	0	28	1.7
J. Anthony	10	2	7	0	7	3.5	0	4	0.70	25	3	9	0	9	3.0	0	4	0.4
K. Jackson	1	1	3	0	3	3.0	0	3	3.00	1	1	3	0	3	3.0	0	3	3.0
TEAM	10	368	2144	327	1,817	4.9	26	75	181.70									
OPPONENTS	10	339	1418	180	1,238	3.7	10	53	123.80									

PASSING	SEASON									CAREER										
	GP	EFFIC	COMP	ATT	INT	PCT	YDS	TD	LG	AVG/G	GP	EFFIC	COMP	ATT	INT	PCT	YDS	TD	LG	AVG/G
T. Green	10	137.78	178	288	8	61.8	2,363	11	75	236.3	39	136.83	465	771	23	60.3	6157	36	75	157.9
M. Singleton	5	194.19	21	28	0	75.0	358	1	45	71.6	8	194.19	21	28	0	75.0	358	1	45	44.8
K. Jackson	1	223.90	4	4	0	100.0	59	0	18	59.0	1	223.90	4	4	0	100.0	59	0	18	59.0
TEAM	10	143.79	203	320	8	63.4	2,780	12	75	278.0										
OPPONENTS	10	145.09	203	321	8	63.2	2,572	19	67	257.2										

RECEIVING	SEASON									CAREER								
	GP	NO.	YDS	AVG	TD	LG	AVG/G	GP	NO.	YDS	AVG	TD	LG	AVG/G				
A. Armstrong	9	61	931	15.3	1	43	103.44	42	194	3012	15.5	22	96	71.7				
I. Sategna	10	31	431	13.9	1	58	43.10	26	48	572	11.9	3	58	22.0				
L. Hasz	10	21	278	13.2	4	43	27.80	15	37	531	14.4	7	59	35.4				
I. TeSlaa	10	17	341	20.1	1	75	34.10	48	169	2808	16.6	22	81	58.5				
T. Broden	10	15	197	13.1	1	22	19.70	54	104	1505	14.5	16	64	27.9				
R. Dubinion	6	13	98	7.5	0	23	16.33	28	39	291	7.5	2	29	10.4				
J. Jackson	8	11	125	11.4	0	26	15.63	38	21	186	8.9	0	26	4.9				
J. Anthony	10	8	111	13.9	1	27	11.10	25	11	125	11.4	1	27	5.0				
R. Hill	7	8	68	8.5	0	29	9.71	24	13	151	11.6	0	48	6.3				
A. Paaske	7	3	19	6.3	2	11	2.71	34	17	264	15.5	4	75	7.8				
B. Russell	9	3	18	6.0	0	11	2.00	9	3	18	6.0	0	11	2.0				
K. Brown	1	2	42	21.0	0	25	42.00	44	50	964	19.3	8	84	21.9				
M. Harrison	9	2	29	14.5	0	18	3.22	9	2	29	14.5	0	18	3.2				
K. Johnson	4	2	25	12.5	0	15	6.25	4	2	25	12.5	0	15	6.3				
T. Washington	7	2	25	12.5	1	23	3.57	20	14	212	15.1	4	34	10.6				
C. Brown	7	1	12	12.0	0	12	1.71	7	1	12	12.0	0	12	1.7				
D. Dozier	1	1	13	13.0	0	13	13.00	5	2	27	13.5	1	14	5.4				
S. Easter	2	1	16	16.0	0	16	8.00	5	1	16	16.0	0	16	3.2				
V. Gumms	5	1	0	0.0	0	0	0.00	32	38	484	12.7	5	54	15.1				
TEAM	10	203	2,779	13.7	12	75	277.90											
OPPONENTS	10	203	2,572	12.7	19	67	257.20											

TOTAL OFFENSE	SEASON						CAREER					
	GP	PLAYS	RUSH	PASS	TOTAL	AVG/G	GP	PLAYS	RUSH	PASS	TOTAL	AVG/G
T. Green	10	409	407	2363	2770	277.00	39	1056	1433	6157	7590	194.6
J. Jackson	8	115	648	0	648	81.00	38	360	2006	0	2006	52.8
B. Russell	9	47	304	0	304	33.78	9	47	304	0	304	33.8
M. Singleton	5	45	74	358	432	86.40	8	45	74	358	432	54.0
R. Dubinion	6	39	217	0	217	36.17	28	190	764	0	764	27.3
R. Hill	7	18	94	0	94	13.43	24	95	428	0	428	17.8
T. Reed Jr.	2	5	28	0	28	14.00	2	5	28	0	28	14.0
K. Jackson	1	5	3	59	62	62.00	1	5	3	59	62	62.0
J. Anthony	10	2	7	0	7	0.70	25	3	9	0	9	0.4
D. Bale	10	2	20	0	20	2.00	34	4	0	0	0	0.0
I. Sategna	10	1	15	0	15	1.50	26	2	43	0	43	1.7
TEAM	10	688	1817	2780	4597	181.70						
OPPONENTS	10	660	1238	2572	3810	123.80						

SCORING	SEASON									CAREER								
	TD	FG	KICK	RUSH	RCV	PASS	DXP	SAF	PTS	TD	FG	KICK	RUSH	RCV	PASS	DXP	SAF	PTS
J. Jackson	11	--	--	--	--	--	--	--	66	25	--	--	--	--	--	--	--	150
K. Ramsey	--	7-12	23-23	--	--	--	--	--	44	--	20-26	51-52	--	--	--	--	--	111
M. Shipley	--	7-9	14-14	--	--	--	--	--	35	--	63-82	139-141	--	--	--	--	--	328
T. Green	5	--	--	--	--	--	--	--	30	24	--	--	--	--	--	--	--	144
L. Hasz	4	--	--	--	--	--	--	--	24	7	--	--	1	--	--	--	--	44
M. Singleton	3	--	--	--	--	0-1	--	--	18	3	--	--	--	0-1	--	--	--	18
R. Dubinion	2	--	--	--	--	--	--	--	12	10	--	--	1	--	--	--	--	62
A. Paaske	2	--	--	--	--	--	--	--	12	4	--	--	--	--	--	--	--	24
B. Russell	2	--	--	--	--	--	--	--	12	2	--	--	--	--	--	--	--	12
R. Hill	2	--	--	--	--	--	--	--	12	4	--	--	--	--	--	--	--	24
A. Armstrong	1	--	--	--	--	--	--	--	6	22	--	--	1	--	--	--	--	134
T. Broden	1	--	--	--	--	--	--	--	6	16	--	--	1	--	--	--	--	98
I. Sategna	1	--	--	--	--	--	--	--	6	4	--	0-1	--	--	--	--	--	24
J. Anthony	1	--	--	--	--	--	--	--	6	1	--	--	--	--	--	--	--	6
T. Reed Jr.	1	--	--	--	--	--	--	--	6	1	--	--	--	--	--	--	--	6
I. TeSlaa	1	--	--	--	--	--	--	--	6	22	--	--	--	--	--	--	--	132
T. Washington	1	--	--	--	--	--	--	--	6	4	--	--	--	--	--	--	--	24
TEAM	38	14-21	37-37	--	--	0-1	--	--	307									
OPPONENTS	31	12-14	27-27	--	4	1-1	--	--	257									

PUNT RETURNS	SEASON					CAREER				
	NO.	YDS	AVG	TD	LG	NO.	YDS	AVG	TD	LG
I. Sategna	6	47	7.8	0	33	21	227	10.8	1	88
TEAM	6	47	7.8	0	33					
OPPONENTS	8	44	5.5	0	15					

## Game 11: LA Tech

KICK RETURNS	SEASON					CAREER				
	NO.	YDS	AVG	TD	LG	NO.	YDS	AVG	TD	LG
I. Sategna	2	46	23.0	0	30	25	546	21.8	0	36
J. Anthony	2	27	13.5	0	14	2	27	13.5	0	14
M. Harrison	1	20	20.0	0	20	1	20	20.0	0	20
R. Hill	1	16	16.0	0	16	3	58	19.3	0	27
TEAM	6	109	18.2	0	30					
OPPONENTS	12	274	22.8	0	42					

INTERCEPTIONS	SEASON					CAREER				
	NO.	YDS	AVG	TD	LG	NO.	YDS	AVG	TD	LG
T. Metcalf	3	44	14.7	0	23	3	44	14.7	0	23
J. Johnson	1	10	10.0	0	10	2	10	5.0	0	10
H. Clark	1	5	5.0	0	5	6	23	3.8	0	18
X. Sorey	1	3	3.0	0	3	2	1	0.5	0	3
D. Slaughter	1	0	0.0	0	0	2	0	0.0	0	0
J. Singletary	1	0	0.0	0	0	1	0	0.0	0	0
TEAM	8	62	7.8	0	23					
OPPONENTS	8	171	21.4	1	73					

FUMBLE RETURNS	SEASON					CAREER				
	NO.	YDS	AVG	TD	LG	NO.	YDS	AVG	TD	LG
	No Players									
TEAM	0	0	0	0	0					
OPPONENTS	0	0	0	0	0					

ALL PURPOSE	SEASON								CAREER							
	GP	RUSH	RCV	PR	KR	IR	TOTAL	AVG/G	GP	RUSH	RCV	PR	KR	IR	TOTAL	AVG/G
I. TeSlaa	10	0	341	0	0	0	341	34.10	48	0	2,808	1	20	0	2,829	58.9
J. Jackson	8	648	125	0	0	0	773	96.63	38	2,006	186	0	0	0	2,192	57.7
A. Armstrong	9	0	931	0	0	0	931	103.44	42	3	3,012	0	18	0	3,033	72.2
I. Sategna	10	15	431	47	46	0	539	53.90	26	43	572	227	546	0	1,388	53.4
K. Brown	1	0	42	0	0	0	42	42.00	44	0	964	0	0	0	964	21.9
R. Dubinion	6	217	98	0	0	0	315	52.50	28	764	291	3	0	0	1,058	37.8
T. Reed Jr.	2	28	0	0	0	0	28	14.00	2	28	0	0	0	0	28	14.0
K. Johnson	4	0	25	0	0	0	25	6.25	4	0	25	0	0	0	25	6.3
D. Bale	10	20	0	0	0	0	20	2.00	34	0	8	0	0	0	8	0.2
S. Easter	2	0	16	0	0	0	16	8.00	5	0	16	0	0	0	16	3.2
B. Russell	9	304	18	0	0	0	322	35.78	9	304	18	0	0	0	322	35.8
T. Broden	10	0	197	0	0	0	197	19.70	54	9	1,505	0	0	0	1,514	28.0
D. Dozier	1	0	13	0	0	0	13	13.00	5	0	27	0	0	0	27	5.4
R. Hill	7	94	68	0	16	0	178	25.43	24	428	151	0	58	0	637	26.5
J. Anthony	10	7	111	0	27	0	145	14.50	25	9	125	0	27	0	161	6.4
M. Singleton	5	74	0	0	0	0	74	14.80	8	74	0	0	0	0	74	9.3
T. Green	10	407	0	0	0	0	407	40.70	39	1,433	0	0	0	0	1,433	36.7
K. Jackson	1	3	0	0	0	0	3	3.00	1	3	0	0	0	0	3	3.0
L. Hasz	10	0	278	0	0	0	278	27.80	15	0	531	0	0	0	531	35.4
H. Clark	7	0	0	0	0	5	5	0.71	51	0	0	0	0	23	23	0.5
T. Metcalf	10	0	0	0	0	44	44	4.40	22	0	0	0	0	44	44	2.0
M. Harrison	9	0	29	0	20	0	49	5.44	9	0	29	0	20	0	49	5.4
X. Sorey	10	0	0	0	0	3	3	0.30	39	0	0	0	0	1	1	0.0
V. Gumms	5	0	0	0	0	0	0	0.00	32	0	484	0	0	0	484	15.1
C. Brown	7	0	12	0	0	0	12	1.71	7	0	12	0	0	0	12	1.7
A. Paaske	7	0	19	0	0	0	19	2.71	34	0	264	0	0	0	264	7.8
T. Washington	7	0	25	0	0	0	25	3.57	20	0	212	0	0	0	212	10.6
J. Johnson	10	0	0	0	0	10	10	1.00	44	0	0	0	0	10	10	0.2
TEAM	10	1817	2779	47	109	62	4814	481.40								
OPPONENTS	10	1238	2572	44	274	171	4299	429.90								

FIELD GOALS	SEASON				CAREER			
	ATT	GOOD	LONG	BLK	ATT	GOOD	LONG	BLK
K. Ramsey	12	7	51	0	26	20	54	0
M. Shipley	9	7	55	0	82	63	55	2
TEAM	21	14	55	0				
OPPONENTS	14	12	48	1				

PUNTING	SEASON					CAREER				
	NO.	YDS	AVG	LG	BLK	NO.	YDS	AVG	LG	BLK
D. Bale	29	1,335	46.0	66	0	132	5,570	42.2	84	0
TEAM	29	1,335	46.0	66	0					
OPPONENTS	45	1,795	39.9	58	0					

KICKOFFS	SEASON					CAREER				
	NO.	YDS	AVG	TB	OB	NO.	YDS	AVG	TB	OB
D. Bale	58	3,695	63.7	9	1	100	6,324	63.2	9	2
C. Von Der Meden	3	192	64.0	2	0	3	192	64.0	2	0
TEAM	61	3,887	63.7	11	1					
OPPONENTS	52	3,299	63.4	42	1					



Game 11: LA Tech

2024 INDIVIDUAL GAME-BY-GAME STATS

RECEIVING:		JORDAN ANTHONY					ANDREW ARMSTRONG					TYRONE BRODEN				
DATE	OPP.	NO.	YDS	AVG	LG	TD	NO.	YDS	AVG	LG	TD	NO.	YDS	AVG	LG	TD
08/29	Ark.-Pine Bluff	3	46	15.3	24	0	DNP					3	35	11.7	18	1
09/07	at Oklahoma St.	0	0	0.0	--	0	10	164	16.4	35	0	4	66	16.5	18	0
09/14	UAB	0	0	0.0	--	0	8	137	17.1	29	0	0	0	0.0	--	0
09/21	at Auburn	0	0	0.0	--	0	5	47	9.4	18	0	0	0	0.0	--	0
09/28	Texas A&M	1	7	7.0	7	0	6	72	12.0	27	0	1	15	15.0	15	0
10/05	Tennessee	1	4	4.0	4	0	9	132	14.7	30	0	1	22	22.0	22	0
10/19	LSU	0	0	0.0	--	0	7	94	13.4	25	1	3	24	8.0	14	0
10/26	at Mississippi St.	1	27	27.0	27	1	4	76	19.0	36	0	2	33	16.5	20	0
11/02	Ole Miss	1	18	18.0	18	0	6	135	22.5	43	0	1	2	2.0	2	0
11/16	Texas	1	9	9.0	9	0	6	74	12.3	25	0	0	0	0.0	--	0
11/22																
11/29																
<b>TOTALS</b>		<b>8</b>	<b>111</b>	<b>13.9</b>	<b>27</b>	<b>1</b>	<b>61</b>	<b>931</b>	<b>15.3</b>	<b>43</b>	<b>1</b>	<b>15</b>	<b>197</b>	<b>13.1</b>	<b>22</b>	<b>1</b>

RECEIVING:		CJ BROWN					KHAFRE BROWN					DAVION DOZIER				
DATE	OPP.	NO.	YDS	AVG	LG	TD	NO.	YDS	AVG	LG	TD	NO.	YDS	AVG	LG	TD
08/29	Ark.-Pine Bluff	0	0	0.0	--	0	2	42	21.0	25	0	1	13	13.0	13	0
09/07	at Oklahoma St.	0	0	0.0	--	0	DNP					DNP				
09/14	UAB	0	0	0.0	--	0	DNP					DNP				
09/21	at Auburn	0	0	0.0	--	0	DNP					DNP				
09/28	Texas A&M	0	0	0.0	--	0	DNP					DNP				
10/05	Tennessee	DNP					DNP					DNP				
10/19	LSU	DNP					DNP					DNP				
10/26	at Mississippi St.	0	0	0.0	--	0	DNP					DNP				
11/02	Ole Miss	DNP					DNP					DNP				
11/16	Texas	1	12	12.0	12	0	DNP					DNP				
11/22																
11/29																
<b>TOTALS</b>		<b>1</b>	<b>12</b>	<b>12.0</b>	<b>12</b>	<b>0</b>	<b>2</b>	<b>42</b>	<b>21.0</b>	<b>25</b>	<b>0</b>	<b>1</b>	<b>13</b>	<b>13.0</b>	<b>13</b>	<b>0</b>

RECEIVING:		RASHOD DUBINION					SHAMAR EASTER					VAR'KEYES GUMMS				
DATE	OPP.	NO.	YDS	AVG	LG	TD	NO.	YDS	AVG	LG	TD	NO.	YDS	AVG	LG	TD
08/29	Ark.-Pine Bluff	2	14	7.0	11	0	1	16	16.0	16	0	0	0	0.0	--	0
09/07	at Oklahoma St.	DNP					0	0	0.0	--	0	DNP				
09/14	UAB	DNP					DNP					0	0	0.0	--	0
09/21	at Auburn	DNP					DNP					0	0	0.0	--	0
09/28	Texas A&M	DNP					DNP					0	0	0.0	--	0
10/05	Tennessee	1	18	18.0	18	0	DNP					1	0	0.0	--	0
10/19	LSU	2	24	12.0	19	0	DNP					DNP				
10/26	at Mississippi St.	3	22	7.3	23	0	DNP					DNP				
11/02	Ole Miss	2	15	7.5	14	0	DNP					DNP				
11/16	Texas	3	5	1.7	6	0	DNP					DNP				
11/22																
11/29																
<b>TOTALS</b>		<b>13</b>	<b>98</b>	<b>7.5</b>	<b>23</b>	<b>0</b>	<b>1</b>	<b>16</b>	<b>16.0</b>	<b>16</b>	<b>0</b>	<b>1</b>	<b>0</b>	<b>0.0</b>	<b>--</b>	<b>0</b>

Game 11: LA Tech

RECEIVING:		MONTE HARRISON					LUKE HASZ					RODNEY HILL				
DATE	OPP.	NO.	YDS	AVG	LG	TD	NO.	YDS	AVG	LG	TD	NO.	YDS	AVG	LG	TD
08/29	Ark.-Pine Bluff	2	29	14.5	18	0	3	42	14.0	20	0	2	16	8.0	10	0
09/07	at Oklahoma St.	0	0	0.0	--	0	2	46	23.0	43	1	3	9	3.0	9	0
09/14	UAB	0	0	0.0	--	0	0	0	0.0	--	0	0	0	0.0	--	0
09/21	at Auburn	0	0	0.0	--	0	1	3	3.0	3	0	1	7	7.0	7	0
09/28	Texas A&M			<i>DNP</i>			1	2	2.0	2	0	0	0	0.0	--	0
10/05	Tennessee	0	0	0.0	--	0	1	16	16.0	16	0			<i>DNP</i>		
10/19	LSU	0	0	0.0	--	0	2	22	11.0	11	0			<i>DNP</i>		
10/26	at Mississippi St.	0	0	0.0	--	0	4	59	14.8	30	2			<i>DNP</i>		
11/02	Ole Miss	0	0	0.0	--	0	5	77	15.4	22	1	1	29	29.0	29	0
11/16	Texas	0	0	0.0	--	0	2	11	5.5	10	0	1	7	7.0	7	0
11/22																
11/29																
<b>TOTALS</b>		<b>2</b>	<b>29</b>	<b>14.5</b>	<b>18</b>	<b>0</b>	<b>21</b>	<b>278</b>	<b>13.2</b>	<b>43</b>	<b>4</b>	<b>8</b>	<b>68</b>	<b>8.5</b>	<b>29</b>	<b>0</b>

RECEIVING:		JA'QUINDEN JACKSON					KROSSE JOHNSON					ANDREAS PAASKE				
DATE	OPP.	NO.	YDS	AVG	LG	TD	NO.	YDS	AVG	LG	TD	NO.	YDS	AVG	LG	TD
08/29	Ark.-Pine Bluff	2	20	10.0	14	0	2	25	12.5	15	0	0	0	0.0	--	0
09/07	at Oklahoma St.	2	21	10.5	13	0	0	0	0.0	--	0	0	0	0.0	--	0
09/14	UAB	1	8	8.0	8	0			<i>DNP</i>			0	0	0.0	--	0
09/21	at Auburn	0	0	0.0	--	0	0	0	0.0	--	0			<i>DNP</i>		
09/28	Texas A&M	3	36	12.0	16	0			<i>DNP</i>					<i>DNP</i>		
10/05	Tennessee	2	33	16.5	26	0			<i>DNP</i>					<i>DNP</i>		
10/19	LSU	1	7	7.0	7	0			<i>DNP</i>			0	0	0.0	--	0
10/26	at Mississippi St.			<i>DNP</i>			0	0	0.0	--	0	3	19	6.3	11	2
11/02	Ole Miss			<i>DNP</i>					<i>DNP</i>			0	0	0.0	--	0
11/16	Texas	0	0	0.0	--	0			<i>DNP</i>			0	0	0.0	--	0
11/22																
11/29																
<b>TOTALS</b>		<b>11</b>	<b>125</b>	<b>11.4</b>	<b>26</b>	<b>0</b>	<b>2</b>	<b>25</b>	<b>12.5</b>	<b>15</b>	<b>0</b>	<b>3</b>	<b>19</b>	<b>6.3</b>	<b>11</b>	<b>2</b>

RECEIVING:		BRAYLEN RUSSELL					ISAIAH SATEGNA					ISAAC TESLAA				
DATE	OPP.	NO.	YDS	AVG	LG	TD	NO.	YDS	AVG	LG	TD	NO.	YDS	AVG	LG	TD
08/29	Ark.-Pine Bluff	0	0	0.0	--	0	1	34	34.0	34	0	3	53	17.7	28	0
09/07	at Oklahoma St.	0	0	0.0	--	0	4	78	19.5	31	0	1	32	32.0	32	0
09/14	UAB	0	0	0.0	--	0	2	16	8.0	8	0	0	0	0.0	--	0
09/21	at Auburn	1	7	7.0	7	0	3	85	28.3	58	1	0	0	0.0	--	0
09/28	Texas A&M	0	0	0.0	--	0	6	27	4.5	8	0	5	120	24.0	75	1
10/05	Tennessee	0	0	0.0	--	0	5	72	14.4	23	0	0	0	0.0	--	0
10/19	LSU	1	0	0.0	--	0	4	55	13.8	25	0	1	14	14.0	14	0
10/26	at Mississippi St.	1	11	11.0	11	0	2	16	8.0	11	0	3	51	17.0	26	0
11/02	Ole Miss	0	0	0.0	--	0	2	24	12.0	19	0	3	64	21.3	44	0
11/16	Texas			<i>DNP</i>			2	24	12.0	25	0	1	7	7.0	7	0
11/22																
11/29																
<b>TOTALS</b>		<b>3</b>	<b>18</b>	<b>6.0</b>	<b>11</b>	<b>0</b>	<b>31</b>	<b>431</b>	<b>13.9</b>	<b>58</b>	<b>1</b>	<b>17</b>	<b>341</b>	<b>20.1</b>	<b>75</b>	<b>1</b>

RECEIVING:		TY WASHINGTON				
DATE	OPP.	NO.	YDS	AVG	LG	TD
08/29	Ark.-Pine Bluff	1	23	23.0	23	1
09/07	at Oklahoma St.	0	0	0.0	--	0
09/14	UAB	0	0	0.0	--	0
09/21	at Auburn	1	2	2.0	2	0
09/28	Texas A&M	0	0	0.0	--	0
10/05	Tennessee	0	0	0.0	--	0
10/19	LSU			<i>DNP</i>		
10/26	at Mississippi St.	0	0	0.0	--	0
11/02	Ole Miss			<i>DNP</i>		
11/16	Texas			<i>DNP</i>		
11/22						
11/29						
<b>TOTALS</b>		<b>2</b>	<b>25</b>	<b>12.5</b>	<b>23</b>	<b>1</b>



Game 11: LA Tech

2024 INDIVIDUAL GAME-BY-GAME STATS

RUSHING:		JORDAN ANTHONY					DEVIN BALE					RASHOD DUBINION				
DATE	OPP.	NO.	YDS	AVG	LG	TD	NO.	YDS	AVG	LG	TD	NO.	YDS	AVG	LG	TD
08/29	Ark.-Pine Bluff	0	0	0.0	--	0	0	0	0.0	--	0	3	15	5.0	7	0
09/07	at Oklahoma St.	1	3	3.0	3	0	0	0	0.0	--	0	DNP				
09/14	UAB	0	0	0.0	--	0	0	0	0.0	--	0	DNP				
09/21	at Auburn	0	0	0.0	--	0	0	0	0.0	--	0	DNP				
09/28	Texas A&M	0	0	0.0	--	0	2	20	10.0	25	0	DNP				
10/05	Tennessee	0	0	0.0	--	0	0	0	0.0	--	0	2	10	5.0	8	0
10/19	LSU	1	4	4.0	4	0	0	0	0.0	--	0	4	15	3.8	13	0
10/26	at Mississippi St.	0	0	0.0	--	0	0	0	0.0	--	0	11	98	8.9	23	1
11/02	Ole Miss	0	0	0.0	--	0	0	0	0.0	--	0	12	49	4.1	23	1
11/16	Texas	0	0	0.0	--	0	0	0	0.0	--	0	7	30	4.3	9	0
11/22																
11/29																
<b>TOTALS</b>		<b>2</b>	<b>7</b>	<b>3.5</b>	<b>4</b>	<b>0</b>	<b>2</b>	<b>20</b>	<b>10.0</b>	<b>25</b>	<b>0</b>	<b>39</b>	<b>217</b>	<b>5.6</b>	<b>23</b>	<b>2</b>

RUSHING:		TAYLEN GREEN					RODNEY HILL					JA'QUINDEN JACKSON				
DATE	OPP.	NO.	YDS	AVG	LG	TD	NO.	YDS	AVG	LG	TD	NO.	YDS	AVG	LG	TD
08/29	Ark.-Pine Bluff	6	88	14.7	36	2	4	15	3.8	6	1	8	101	12.6	46	2
09/07	at Oklahoma St.	18	61	3.4	31	0	4	19	4.8	12	0	24	149	6.2	26	3
09/14	UAB	17	96	5.6	14	2	3	23	7.7	13	0	15	147	9.8	28	1
09/21	at Auburn	18	80	4.4	22	0	3	14	4.7	7	0	22	75	3.4	10	2
09/28	Texas A&M	13	6	0.5	24	0	1	7	7.0	7	0	10	37	3.7	11	1
10/05	Tennessee	9	-5	-0.6	4	0	DNP					20	57	2.9	22	1
10/19	LSU	6	-10	-1.7	7	0	DNP					5	26	5.2	8	0
10/26	at Mississippi St.	8	79	9.9	32	1	DNP					DNP				
11/02	Ole Miss	10	16	1.6	14	0	3	16	5.3	8	1	DNP				
11/16	Texas	16	-4	-0.3	11	0	0	0	0.0	--	0	11	56	5.1	12	1
11/22																
11/29																
<b>TOTALS</b>		<b>121</b>	<b>407</b>	<b>3.4</b>	<b>36</b>	<b>5</b>	<b>18</b>	<b>94</b>	<b>5.2</b>	<b>13</b>	<b>2</b>	<b>115</b>	<b>648</b>	<b>5.6</b>	<b>46</b>	<b>11</b>

RUSHING:		KJ JACKSON					TYRELL REED JR.					BRAYLEN RUSSELL				
DATE	OPP.	NO.	YDS	AVG	LG	TD	NO.	YDS	AVG	LG	TD	NO.	YDS	AVG	LG	TD
08/29	Ark.-Pine Bluff	1	3	3.0	3	0	5	28	5.6	10	1	3	23	7.7	11	1
09/07	at Oklahoma St.	DNP					DNP					0	0	0.0	--	0
09/14	UAB	DNP					DNP					1	2	2.0	2	1
09/21	at Auburn	DNP					DNP					9	22	2.4	14	0
09/28	Texas A&M	DNP					DNP					3	15	5.0	7	0
10/05	Tennessee	DNP					0	0	0.0	--	0	8	62	7.8	24	0
10/19	LSU	DNP					DNP					3	3	1.0	3	0
10/26	at Mississippi St.	DNP					DNP					16	175	10.9	75	0
11/02	Ole Miss	DNP					DNP					4	2	0.5	5	0
11/16	Texas	DNP					DNP					DNP				
11/22																
11/29																
<b>TOTALS</b>		<b>1</b>	<b>3</b>	<b>3.0</b>	<b>3</b>	<b>0</b>	<b>5</b>	<b>28</b>	<b>5.6</b>	<b>10</b>	<b>1</b>	<b>47</b>	<b>304</b>	<b>6.5</b>	<b>75</b>	<b>2</b>

Game 11: LA Tech

<b>RUSHING:</b>		<b>ISAIAH SATEGNA</b>					<b>MALACHI SINGLETON</b>				
DATE	OPP.	NO.	YDS	AVG	LG	TD	NO.	YDS	AVG	LG	TD
08/29	Ark.-Pine Bluff	0	0	0.0	--	0	3	6	2.0	4	1
09/07	at Oklahoma St.	0	0	0.0	--	0	<i>DNP</i>				
09/14	UAB	0	0	0.0	--	0	<i>DNP</i>				
09/21	at Auburn	0	0	0.0	--	0	1	0	0.0	--	0
09/28	Texas A&M	1	15	15.0	15	0	<i>DNP</i>				
10/05	Tennessee	0	0	0.0	--	0	4	15	3.8	11	1
10/19	LSU	0	0	0.0	--	0	<i>DNP</i>				
10/26	at Mississippi St.	0	0	0.0	--	0	1	9	9.0	9	0
11/02	Ole Miss	0	0	0.0	--	0	8	44	5.5	42	1
11/16	Texas	0	0	0.0	--	0	<i>DNP</i>				
11/22											
11/29											
<b>TOTALS</b>		<b>1</b>	<b>15</b>	<b>15.0</b>	<b>15</b>	<b>0</b>	<b>17</b>	<b>74</b>	<b>4.4</b>	<b>42</b>	<b>3</b>

Game 11: LA Tech

2024 INDIVIDUAL GAME-BY-GAME STATS

PASSING:		BLAKE BODA												
DATE	OPP.	ATT	CMP	YDS	CMP%	Y/A	Y/C	TD	TD%	INT	INT%	LG	SK/YD	RATE
08/29	Ark.-Pine Bluff							DNP						
09/07	at Oklahoma St.							DNP						
09/14	UAB							DNP						
09/21	at Auburn							DNP						
09/28	Texas A&M							DNP						
10/05	Tennessee							DNP						
10/19	LSU							DNP						
10/26	at Mississippi St.							DNP						
11/02	Ole Miss							DNP						
11/16	Texas							DNP						
11/22														
11/29														
<b>TOTALS</b>		<b>0</b>	<b>0</b>	<b>0</b>	<b>0.0%</b>	<b>0.0</b>	<b>0.0</b>	<b>0</b>	<b>0.0%</b>	<b>0</b>	<b>0.0%</b>	<b>--</b>	<b>0/0</b>	<b>0.0</b>

PASSING:		TAYLEN GREEN												
DATE	OPP.	ATT	CMP	YDS	CMP%	Y/A	Y/C	TD	TD%	INT	INT%	LG	SK/YD	RATE
08/29	Ark.-Pine Bluff	23	16	229	69.6%	10.0	14.3	2	8.7%	0	0.0%	34	0/0	130.5
09/07	at Oklahoma St.	45	26	416	57.8%	9.2	16.0	1	2.2%	1	2.2%	43	3/28	86.9
09/14	UAB	26	11	161	42.3%	6.2	14.6	0	0.0%	1	3.8%	29	3/13	47.1
09/21	at Auburn	27	12	151	44.4%	5.6	12.6	1	3.7%	2	7.4%	58	3/27	43.9
09/28	Texas A&M	41	23	279	56.1%	6.8	12.1	1	2.4%	1	2.4%	75	3/19	75.2
10/05	Tennessee	27	19	266	70.4%	9.9	14.0	0	0.0%	0	0.0%	30	1/8	101.8
10/19	LSU	31	21	240	67.7%	7.7	11.4	1	3.2%	1	3.2%	25	3/24	88.1
10/26	at Mississippi St.	29	23	314	79.3%	10.8	13.7	5	17.2%	1	3.4%	36	0/0	137.0
11/02	Ole Miss	14	10	158	71.4%	11.3	15.8	0	0.0%	0	0.0%	43	5/23	108.6
11/16	Texas	25	17	149	68.0%	6.0	8.8	0	0.0%	1	4.0%	25	6/48	66.9
11/22														
11/29														
<b>TOTALS</b>		<b>288</b>	<b>178</b>	<b>2,363</b>	<b>61.8%</b>	<b>8.2</b>	<b>13.3</b>	<b>11</b>	<b>3.8%</b>	<b>8</b>	<b>2.8%</b>	<b>75</b>	<b>27/190</b>	<b>88.9</b>

PASSING:		KJ JACKSON												
DATE	OPP.	ATT	CMP	YDS	CMP%	Y/A	Y/C	TD	TD%	INT	INT%	LG	SK/YD	RATE
08/29	Ark.-Pine Bluff	4	4	59	100.0%	14.8	14.8	0	0.0%	0	0.0%	18	0/0	118.8
09/07	at Oklahoma St.							DNP						
09/14	UAB							DNP						
09/21	at Auburn							DNP						
09/28	Texas A&M							DNP						
10/05	Tennessee							DNP						
10/19	LSU							DNP						
10/26	at Mississippi St.							DNP						
11/02	Ole Miss							DNP						
11/16	Texas							DNP						
11/22														
11/29														
<b>TOTALS</b>		<b>4</b>	<b>4</b>	<b>59</b>	<b>100.0%</b>	<b>14.8</b>	<b>14.8</b>	<b>0</b>	<b>0.0%</b>	<b>0</b>	<b>0.0%</b>	<b>18</b>	<b>0/0</b>	<b>118.8</b>



Game 11: LA Tech

PASSING:		AUSTIN LEDBETTER												
DATE	OPP.	ATT	CMP	YDS	CMP%	Y/A	Y/C	TD	TD%	INT	INT%	LG	SK/YD	RATE
08/29	Ark.-Pine Bluff							DNP						
09/07	at Oklahoma St.							DNP						
09/14	UAB							DNP						
09/21	at Auburn							DNP						
09/28	Texas A&M							DNP						
10/05	Tennessee							DNP						
10/19	LSU							DNP						
10/26	at Mississippi St.							DNP						
11/02	Ole Miss							DNP						
11/16	Texas							DNP						
11/22														
11/29														
<b>TOTALS</b>		<b>0</b>	<b>0</b>	<b>0</b>	<b>0.0%</b>	<b>0.0</b>	<b>0.0</b>	<b>0</b>	<b>0.0%</b>	<b>0</b>	<b>0.0%</b>	<b>--</b>	<b>0/0</b>	<b>0.0</b>

PASSING:		MALACHI SINGLETON												
DATE	OPP.	ATT	CMP	YDS	CMP%	Y/A	Y/C	TD	TD%	INT	INT%	LG	SK/YD	RATE
08/29	Ark.-Pine Bluff	10	8	120	80.0%	12.0	15.0	0	0.0%	0	0.0%	28	0/0	116.7
09/07	at Oklahoma St.							DNP						
09/14	UAB							DNP						
09/21	at Auburn	1	0	0	0.0%	0.0	0.0	0	0.0%	0	0.0%	0	0/0	39.6
09/28	Texas A&M							DNP						
10/05	Tennessee	3	2	31	66.7%	10.3	15.5	0	0.0%	0	0.0%	18	1/1	100.7
10/19	LSU							DNP						
10/26	at Mississippi St.	0	0	0	0.0%	0.0	0.0	0	0.0%	0	0.0%	0	0/0	0.0
11/02	Ole Miss	14	11	207	78.6%	14.8	18.8	1	7.1%	0	0.0%	45	3/18	142.6
11/16	Texas							DNP						
11/22														
11/29														
<b>TOTALS</b>		<b>28</b>	<b>21</b>	<b>358</b>	<b>75.0%</b>	<b>12.8</b>	<b>17.0</b>	<b>1</b>	<b>3.6%</b>	<b>0</b>	<b>0.0%</b>	<b>45</b>	<b>4/19</b>	<b>128.6</b>

Game 11: LA Tech

2024 INDIVIDUAL GAME-BY-GAME STATS

KICKOFF RETURNS:		JORDAN ANTHONY						MONTE HARRISON						RODNEY HILL					
DATE	OPP.	NO.	YDS	AVG	LG	FC	TD	NO.	YDS	AVG	LG	FC	TD	NO.	YDS	AVG	LG	FC	TD
08/29	Ark.-Pine Bluff	0	0	0.0	0	0	0	0	0	0.0	0	0	0	0	0	0.0	0	0	0
09/07	at Oklahoma St.	0	0	0.0	0	0	0	0	0	0.0	0	0	0	0	0	0.0	0	0	0
09/14	UAB	0	0	0.0	0	0	0	1	20	20.0	20	0	0	1	16	16.0	16	0	0
09/21	at Auburn	0	0	0.0	0	0	0	0	0	0.0	0	0	0	0	0	0.0	0	0	0
09/28	Texas A&M	0	0	0.0	0	0	0	<i>DNP</i>						0	0	0.0	0	0	0
10/05	Tennessee	0	0	0.0	0	0	0	0	0	0.0	0	0	0	<i>DNP</i>					
10/19	LSU	0	0	0.0	0	0	0	0	0	0.0	0	0	0	<i>DNP</i>					
10/26	at Mississippi St.	0	0	0.0	0	0	0	0	0	0.0	0	0	0	<i>DNP</i>					
11/02	Ole Miss	0	0	0.0	0	0	0	0	0	0.0	0	0	0	0	0	0.0	0	0	0
11/16	Texas	2	27	13.5	14	0	0	0	0	0.0	0	0	0	0	0	0.0	0	0	0
11/22																			
11/29																			
<b>TOTALS</b>		<b>2</b>	<b>27</b>	<b>13.5</b>	<b>14</b>	<b>0</b>	<b>0</b>	<b>1</b>	<b>20</b>	<b>20.0</b>	<b>20</b>	<b>0</b>	<b>0</b>	<b>1</b>	<b>16</b>	<b>16.0</b>	<b>16</b>	<b>0</b>	<b>0</b>

KICKOFF RETURNS:		ISAIAH SATEGNA						
DATE	OPP.	NO.	YDS	AVG	LG	FC	TD	
08/29	Ark.-Pine Bluff	1	30	30.0	30	0	0	
09/07	at Oklahoma St.	1	16	16.0	16	0	0	
09/14	UAB	0	0	0.0	0	0	0	
09/21	at Auburn	0	0	0.0	0	0	0	
09/28	Texas A&M	0	0	0.0	0	0	0	
10/05	Tennessee	0	0	0.0	0	0	0	
10/19	LSU	0	0	0.0	0	0	0	
10/26	at Mississippi St.	0	0	0.0	0	0	0	
11/02	Ole Miss	0	0	0.0	0	0	0	
11/16	Texas	0	0	0.0	0	0	0	
11/22								
11/29								
<b>TOTALS</b>		<b>2</b>	<b>46</b>	<b>23.0</b>	<b>30</b>	<b>0</b>	<b>0</b>	

2024 INDIVIDUAL GAME-BY-GAME STATS

INTERCEPTION RETURNS:		HUDSON CLARK					JAYDEN JOHNSON					TJ METCALF					JAHEIM SINGLETARY				
DATE	OPP.	NO.	YDS	AVG	LG	TD	NO.	YDS	AVG	LG	TD	NO.	YDS	AVG	LG	TD	NO.	YDS	AVG	LG	TD
08/29	Ark.-Pine Bluff	0	0	0.0	--	0	0	0	0.0	--	0	0	0	0.0	--	0	0	0	0.0	--	0
09/07	at Oklahoma St.	0	0	0.0	--	0	0	0	0.0	--	0	0	0	0.0	--	0	1	0	0.0	--	0
09/14	UAB			<i>DNP</i>			0	0	0.0	--	0	1	23	23.0	23	0	0	0	0.0	--	0
09/21	at Auburn			<i>DNP</i>			1	10	10.0	10	0	2	21	10.5	21	0	0	0	0.0	--	0
09/28	Texas A&M			<i>DNP</i>			0	0	0.0	--	0	0	0	0.0	--	0	0	0	0.0	--	0
10/05	Tennessee	0	0	0.0	--	0	0	0	0.0	--	0	0	0	0.0	--	0	0	0	0.0	--	0
10/19	LSU	0	0	0.0	--	0	0	0	0.0	--	0	0	0	0.0	--	0	0	0	0.0	--	0
10/26	at Mississippi St.	1	5	5.0	5	0	0	0	0.0	--	0	0	0	0.0	--	0	0	0	0.0	--	0
11/02	Ole Miss	0	0	0.0	--	0	0	0	0.0	--	0	0	0	0.0	--	0	0	0	0.0	--	0
11/16	Texas	0	0	0.0	--	0	0	0	0.0	--	0	0	0	0.0	--	0			<i>DNP</i>		
11/22																					
11/29																					
<b>TOTALS</b>		<b>1</b>	<b>5</b>	<b>5.0</b>	<b>5</b>	<b>0</b>	<b>1</b>	<b>10</b>	<b>10.0</b>	<b>10</b>	<b>0</b>	<b>3</b>	<b>44</b>	<b>14.7</b>	<b>23</b>	<b>0</b>	<b>1</b>	<b>0</b>	<b>0.0</b>	<b>--</b>	<b>0</b>

INTERCEPTION RETURNS:		DONEIKO SLAUGHTER					XAVIAN SOREY				
DATE	OPP.	NO.	YDS	AVG	LG	TD	NO.	YDS	AVG	LG	TD
08/29	Ark.-Pine Bluff	0	0	0.0	--	0	0	0	0.0	--	0
09/07	at Oklahoma St.	0	0	0.0	--	0	0	0	0.0	--	0
09/14	UAB	0	0	0.0	--	0	0	0	0.0	--	0
09/21	at Auburn	1	0	0.0	--	0	0	0	0.0	--	0
09/28	Texas A&M	0	0	0.0	--	0	0	0	0.0	--	0
10/05	Tennessee	0	0	0.0	--	0	0	0	0.0	--	0
10/19	LSU	0	0	0.0	--	0	0	0	0.0	--	0
10/26	at Mississippi St.	0	0	0.0	--	0	1	3	3.0	3	0
11/02	Ole Miss	0	0	0.0	--	0	0	0	0.0	--	0
11/16	Texas	0	0	0.0	--	0	0	0	0.0	--	0
11/22											
11/29											
<b>TOTALS</b>		<b>1</b>	<b>0</b>	<b>0.0</b>	<b>--</b>	<b>0</b>	<b>1</b>	<b>3</b>	<b>3.0</b>	<b>3</b>	<b>0</b>

Game 11: LA Tech

2024 INDIVIDUAL GAME-BY-GAME STATS

FUMBLE RETURNS:		DEVIN BALE					HUDSON CLARK					RASHOD DUBINION					TAYLEN GREEN				
DATE	OPP.	NO.	YDS	AVG	LG	TD	NO.	YDS	AVG	LG	TD	NO.	YDS	AVG	LG	TD	NO.	YDS	AVG	LG	TD
08/29	Ark.-Pine Bluff	0	0	0.0	--	0	0	0	0.0	--	0	0	0	0.0	--	0	0	0	0.0	--	0
09/07	at Oklahoma St.	0	0	0.0	--	0	0	0	0.0	--	0	DNP					0	0	0.0	--	0
09/14	UAB	0	0	0.0	--	0	DNP					DNP					0	0	0.0	--	0
09/21	at Auburn	0	0	0.0	--	0	DNP					DNP					0	0	0.0	--	0
09/28	Texas A&M	1	0	0.0	--	0	DNP					DNP					1	0	0.0	--	0
10/05	Tennessee	0	0	0.0	--	0	0	0	0.0	--	0	0	0	0.0	--	0	0	0	0.0	--	0
10/19	LSU	0	0	0.0	--	0	0	0	0.0	--	0	1	0	0.0	--	0	1	0	0.0	--	0
10/26	at Mississippi St.	0	0	0.0	--	0	0	0	0.0	--	0	0	0	0.0	--	0	0	0	0.0	--	0
11/02	Ole Miss	0	0	0.0	--	0	0	0	0.0	--	0	0	0	0.0	--	0	0	0	0.0	--	0
11/16	Texas	0	0	0.0	--	0	1	0	0.0	--	0	0	0	0.0	--	0	1	0	0.0	--	0
11/22																					
11/29																					
<b>TOTALS</b>		<b>1</b>	<b>0</b>	<b>0.0</b>	<b>--</b>	<b>0</b>	<b>1</b>	<b>0</b>	<b>0.0</b>	<b>--</b>	<b>0</b>	<b>1</b>	<b>0</b>	<b>0.0</b>	<b>--</b>	<b>0</b>	<b>3</b>	<b>0</b>	<b>0.0</b>	<b>--</b>	<b>0</b>

FUMBLE RETURNS:		E'MARION HARRIS					JA'QUINDEN JACKSON					LANDON JACKSON					JAYDEN JOHNSON				
DATE	OPP.	NO.	YDS	AVG	LG	TD	NO.	YDS	AVG	LG	TD	NO.	YDS	AVG	LG	TD	NO.	YDS	AVG	LG	TD
08/29	Ark.-Pine Bluff	0	0	0.0	--	0	0	0	0.0	--	0	0	0	0.0	--	0	0	0	0.0	--	0
09/07	at Oklahoma St.	0	0	0.0	--	0	1	0	0.0	--	0	0	0	0.0	--	0	0	0	0.0	--	0
09/14	UAB	0	0	0.0	--	0	0	0	0.0	--	0	0	0	0.0	--	0	0	0	0.0	--	0
09/21	at Auburn	0	0	0.0	--	0	0	0	0.0	--	0	0	0	0.0	--	0	0	0	0.0	--	0
09/28	Texas A&M	0	0	0.0	--	0	0	0	0.0	--	0	0	0	0.0	--	0	0	0	0.0	--	0
10/05	Tennessee	0	0	0.0	--	0	0	0	0.0	--	0	0	0	0.0	--	0	0	0	0.0	--	0
10/19	LSU	0	0	0.0	--	0	0	0	0.0	--	0	0	0	0.0	--	0	0	0	0.0	--	0
10/26	at Mississippi St.	0	0	0.0	--	0	DNP					1	0	0.0	--	0	1	0	0.0	--	0
11/02	Ole Miss	1	0	0.0	--	0	DNP					0	0	0.0	--	0	0	0	0.0	--	0
11/16	Texas	0	0	0.0	--	0	0	0	0.0	--	0	0	0	0.0	--	0	0	0	0.0	--	0
11/22																					
11/29																					
<b>TOTALS</b>		<b>1</b>	<b>0</b>	<b>0.0</b>	<b>--</b>	<b>0</b>	<b>1</b>	<b>0</b>	<b>0.0</b>	<b>--</b>	<b>0</b>	<b>1</b>	<b>0</b>	<b>0.0</b>	<b>--</b>	<b>0</b>	<b>1</b>	<b>0</b>	<b>0.0</b>	<b>--</b>	<b>0</b>

FUMBLE RETURNS:		TJ METCALF					ISAIAH SATEGNA					MALACHI SINGLETON					ANTHONY SWITZER				
DATE	OPP.	NO.	YDS	AVG	LG	TD	NO.	YDS	AVG	LG	TD	NO.	YDS	AVG	LG	TD	NO.	YDS	AVG	LG	TD
08/29	Ark.-Pine Bluff	0	0	0.0	--	0	0	0	0.0	--	0	0	0	0.0	--	0	0	0	0.0	--	0
09/07	at Oklahoma St.	0	0	0.0	--	0	1	0	0.0	--	0	DNP					0	0	0.0	--	0
09/14	UAB	0	0	0.0	--	0	0	0	0.0	--	0	DNP					0	0	0.0	--	0
09/21	at Auburn	1	0	0.0	--	0	0	0	0.0	--	0	0	0	0.0	--	0	0	0	0.0	--	0
09/28	Texas A&M	0	0	0.0	--	0	0	0	0.0	--	0	DNP					0	0	0.0	--	0
10/05	Tennessee	0	0	0.0	--	0	0	0	0.0	--	0	0	0	0.0	--	0	0	0	0.0	--	0
10/19	LSU	0	0	0.0	--	0	0	0	0.0	--	0	DNP					0	0	0.0	--	0
10/26	at Mississippi St.	0	0	0.0	--	0	0	0	0.0	--	0	0	0	0.0	--	0	1	0	0.0	--	0
11/02	Ole Miss	0	0	0.0	--	0	0	0	0.0	--	0	1	0	0.0	--	0	0	0	0.0	--	0
11/16	Texas	0	0	0.0	--	0	0	0	0.0	--	0	DNP					DNP				
11/22																					
11/29																					
<b>TOTALS</b>		<b>1</b>	<b>0</b>	<b>0.0</b>	<b>--</b>	<b>0</b>	<b>1</b>	<b>0</b>	<b>0.0</b>	<b>--</b>	<b>0</b>	<b>1</b>	<b>0</b>	<b>0.0</b>	<b>--</b>	<b>0</b>	<b>1</b>	<b>0</b>	<b>0.0</b>	<b>--</b>	<b>0</b>



Game 11: LA Tech

2024 INDIVIDUAL GAME-BY-GAME STATS

FIELD GOALS:		MATTHEW SHIPLEY									
DATE	OPP.	0-19	20-29	30-39	40-49	50+	TOTAL	FGM	FGA	PCT	LG
08/29	Ark.-Pine Bluff										
09/07	at Oklahoma St.										
09/14	UAB										
09/21	at Auburn										
09/28	Texas A&M										
10/05	Tennessee	0/0	1/1	0/0	0/0	0/0	1/1	1	1	100.0%	23
10/19	LSU	0/0	0/0	0/0	0/1	1/1	1/2	1	2	50.0%	51
10/26	at Mississippi St.	0/0	2/2	1/1	0/0	0/0	3/3	3	3	100.0%	32
11/02	Ole Miss	0/0	0/0	0/0	0/1	1/1	1/2	1	2	50.0%	55
11/16	Texas	0/0	0/0	0/0	1/1	0/0	1/1	1	1	100.0%	44
11/22											
11/29											
<b>TOTALS</b>		<b>0/0</b>	<b>3/3</b>	<b>1/1</b>	<b>1/3</b>	<b>2/2</b>	<b>7/9</b>	<b>7</b>	<b>9</b>	<b>77.8%</b>	<b>55</b>

FIELD GOALS:		KYLE RAMSEY									
DATE	OPP.	0-19	20-29	30-39	40-49	50+	TOTAL	FGM	FGA	PCT	LG
08/29	Ark.-Pine Bluff	0/0	0/0	0/0	0/0	0/0	0/0	0	0	0.0%	0
09/07	at Oklahoma St.	0/0	0/0	0/0	1/3	0/0	1/3	1	3	33.3%	45
09/14	UAB	0/0	1/1	0/0	1/2	1/1	3/4	3	4	75.0%	51
09/21	at Auburn	0/0	0/0	0/0	1/2	0/0	1/2	1	2	50.0%	43
09/28	Texas A&M	0/0	0/0	0/0	1/1	0/0	1/1	1	1	100.0%	45
10/05	Tennessee	0/0	1/1	0/0	0/1	0/0	1/2	1	2	50.0%	20
10/19	LSU										
10/26	at Mississippi St.										
11/02	Ole Miss										
11/16	Texas										
11/22											
11/29											
<b>TOTALS</b>		<b>0/0</b>	<b>2/2</b>	<b>0/0</b>	<b>4/9</b>	<b>1/1</b>	<b>7/12</b>	<b>7</b>	<b>12</b>	<b>58.3%</b>	<b>51</b>

# Game 11: LA Tech

2024 ALL

## QUARTERBACK SACKS

DATE	OPPONENT	SACKS	YARDS	PLAYERS
08/29	Ark.-Pine Bluff	4.0	33	Stephen Dix, Jr. 1.0-9.0, Eric Gregory 1.0-6.0, Bradley Shaw 1.0-13.0, Xavian Sorey 1.0-5.0
09/07	at Oklahoma St.	0.0	0	--
09/14	UAB	1.0	7	Brad Spence 1.0-7.0
09/21	at Auburn	2.0	10	Nico Davillier 1.0-4.0, Doneiko Slaughter 1.0-6.0
09/28	Texas A&M	3.0	26	Landon Jackson 2.0-19.0, Quincy Rhodes Jr. 1.0-7.0
10/05	Tennessee	4.0	19	Eric Gregory 1.5-7.0, Cam Ball 1.0-7.0, Stephen Dix, Jr. 0.5-2.0, Landon Jackson 0.5-1.0, Larry Worth 0.5-2.0
10/19	LSU	0.0	0	--
10/26	at Mississippi St.	4.0	18	Landon Jackson 1.0-6.0, Jayden Johnson 1.0-5.0, Cam Ball 0.5-2.0, Stephen Dix, Jr. 0.5-3.0, Eric Gregory 0.5-1.0, Brad Spence 0.5-1.0
11/02	Ole Miss	1.0	8	Landon Jackson 1.0-8.0
11/16	Texas	2.0	7	Landon Jackson 1.0-4.0, Brad Spence 1.0-3.0
11/22		--	--	--
11/29		--	--	--
<b>TOTALS</b>		<b>21.0</b>	<b>128</b>	Landon Jackson 5.5-38.0, Eric Gregory 3.0-14.0, Brad Spence 2.5-11.0, Stephen Dix, Jr. 2.0-14.0, Cam Ball 1.5-9.0, Bradley Shaw 1.0-13.0, Quincy Rhodes Jr. 1.0-7.0, Doneiko Slaughter 1.0-6.0, Jayden Johnson 1.0-5.0, Xavian Sorey 1.0-5.0, Nico Davillier 1.0-4.0, Larry Worth 0.5-2.0

## QUARTERBACK HURRY

DATE	OPPONENT	QH	PLAYERS
08/29	Ark.-Pine Bluff	5	Landon Jackson 2, Quincy Rhodes Jr. 2, Bradley Shaw 1
09/07	at Oklahoma St.	0	--
09/14	UAB	3	Nico Davillier 1, Eric Gregory 1, Quincy Rhodes Jr. 1
09/21	at Auburn	1	Nico Davillier 1
09/28	Texas A&M	1	Nico Davillier 1
10/05	Tennessee	3	Stephen Dix, Jr. 1, Landon Jackson 1, Brad Spence 1
10/19	LSU	7	Landon Jackson 3, Stephen Dix, Jr. 1, Eric Gregory 1, Quincy Rhodes Jr. 1, Xavian Sorey 1
10/26	at Mississippi St.	1	Xavian Sorey 1
11/02	Ole Miss	4	Cam Ball 1, Nico Davillier 1, Eric Gregory 1, Landon Jackson 1
11/16	Texas	1	Landon Jackson 1
11/22		--	--
11/29		--	--
<b>TOTALS</b>		<b>26</b>	Landon Jackson 8, Nico Davillier 4, Quincy Rhodes Jr. 4, Eric Gregory 3, Xavian Sorey 2, Stephen Dix, Jr. 2, Cam Ball 1, Brad Spence 1, Bradley Shaw 1

## PASSES DEFENSED

DATE	OPPONENT	PD	PLAYERS
08/29	Ark.-Pine Bluff	4	Selman Bridges 1, Aidan McCowan 1, Marquise Robinson 1, Jaheim Singletary 1
09/07	at Oklahoma St.	6	Jaylon Braxton 2, Doneiko Slaughter 2, Hudson Clark 1, Jayden Johnson 1
09/14	UAB	3	Landon Jackson 2, Doneiko Slaughter 1
09/21	at Auburn	6	TJ Metcalf 2, Stephen Dix, Jr. 1, Jayden Johnson 1, Marquise Robinson 1, Kee'yon Stewart 1
09/28	Texas A&M	3	Marquise Robinson 2, TJ Metcalf 1
10/05	Tennessee	3	Jayden Johnson 1, Jaheim Singletary 1, Doneiko Slaughter 1
10/19	LSU	5	Marquise Robinson 2, Hudson Clark 1, Eric Gregory 1, Larry Worth 1
10/26	at Mississippi St.	4	Jayden Johnson 1, Marquise Robinson 1, Doneiko Slaughter 1, Xavian Sorey 1
11/02	Ole Miss	1	TJ Metcalf 1
11/16	Texas	4	Hudson Clark 1, TJ Metcalf 1, Kee'yon Stewart 1, Larry Worth 1
11/22		--	--
11/29		--	--
<b>TOTALS</b>		<b>39</b>	Marquise Robinson 7, TJ Metcalf 5, Doneiko Slaughter 5, Jayden Johnson 4, Hudson Clark 3, Landon Jackson 2, Jaheim Singletary 2, Kee'yon Stewart 2, Jaylon Braxton 2, Larry Worth 2, Eric Gregory 1, Aidan McCowan 1, Xavian Sorey 1, Stephen Dix, Jr. 1, Selman Bridges 1

## Game 11: LA Tech

### 2024 REGULAR SEASON ARKANSAS RAZORBACKS OFFENSIVE HIGHS AND LOWS

HIGH	DATE	OPPONENT	CATEGORY	OPPONENT	DATE	LOW
70	8/29	vs. Ark.-Pine Bluff	<b>Points</b>	vs. LSU	10/19	10
28	8/29	vs. Ark.-Pine Bluff	<b>Points in a Quarter</b>	vs. Texas	11/16	
				at Oklahoma St.	9/7	0
				at Auburn	9/21	
				vs. Texas A&M	9/28	
				vs. Tennessee	10/5	
				vs. LSU	10/19	
				vs. Texas	11/16	
49	8/29	vs. Ark.-Pine Bluff	<b>Points in a Half</b>	vs. Texas	11/16	0
10	8/29	vs. Ark.-Pine Bluff	<b>Total Touchdowns</b>	vs. LSU	10/19	1
				vs. Texas	11/16	
52	9/21	at Auburn	<b>Total Plays</b>	vs. LSU	10/19	16
687	8/29	vs. Ark.-Pine Bluff	<b>Total Net Yards</b>	vs. Texas	11/16	231
34	8/29	vs. Ark.-Pine Bluff	<b>Total First Downs</b>	vs. LSU	10/19	15
				vs. Texas	11/16	
18	9/14	vs. UAB	<b>First Downs Rushing</b>	vs. LSU	10/19	3
22	8/29	vs. Ark.-Pine Bluff	<b>First Downs Passing</b>	at Auburn	9/21	5
				vs. Texas	11/16	
5	9/14	vs. UAB	<b>First Down Penalties</b>	vs. Ark.-Pine Bluff	8/29	0
				at Oklahoma St.	9/7	
				vs. LSU	10/19	
				vs. Texas	11/16	
100.0%	8/29	vs. Ark.-Pine Bluff	<b>Third Down Efficiency</b>	at Mississippi St.	10/26	0.0%
10.2	10/26	at Mississippi St.	<b>Average Yards Per Play</b>	vs. Texas	11/16	3.92
359	10/26	at Mississippi St.	<b>Total Net Yards Rushing</b>	vs. LSU	10/19	38
55	9/21	at Auburn	<b>Rushing Attempts</b>	vs. LSU	10/19	19
9	10/26	at Mississippi St.	<b>Rushing Average Yards</b>	vs. LSU	10/19	2
				vs. Texas	11/16	
8	8/29	vs. Ark.-Pine Bluff	<b>Rushing Touchdowns</b>	vs. LSU	10/19	0
416	9/7	at Oklahoma St.	<b>Total Net Yards Passing</b>	vs. Texas	11/16	149
46	9/7	at Oklahoma St.	<b>Passing Attempts</b>	vs. Texas	11/16	25
28	8/29	vs. Ark.-Pine Bluff	<b>Passing Completions</b>	vs. UAB	9/14	11
5	10/26	at Mississippi St.	<b>Passing Touchdowns</b>	vs. UAB	9/14	0
				vs. Tennessee	10/5	
				vs. Texas	11/16	
13	11/2	vs. Ole Miss	<b>Passing Yards Average</b>	at Auburn	9/21	5
				vs. Texas	11/16	
2	9/21	at Auburn	<b>Passes Thrown for Interception</b>	vs. Ark.-Pine Bluff	8/29	0
				vs. Tennessee	10/5	
				vs. Ole Miss	11/2	
8	11/2	vs. Ole Miss	<b>Times Sacked</b>	vs. Ark.-Pine Bluff	8/29	0
				at Mississippi St.	10/26	
8	11/2	vs. Ole Miss	<b>QB Sacks</b>	vs. Ark.-Pine Bluff	8/29	0
				at Mississippi St.	10/26	
48	11/16	vs. Texas	<b>Sack Yards Lost</b>	vs. Ark.-Pine Bluff	8/29	0
				at Mississippi St.	10/26	
6	9/28	vs. Texas A&M	<b>Total Punts</b>	vs. Ark.-Pine Bluff	8/29	0
				vs. UAB	9/14	
263	9/28	vs. Texas A&M	<b>Total Punt Yards</b>	vs. Ark.-Pine Bluff	8/29	0
				vs. UAB	9/14	
57	10/5	vs. Tennessee	<b>Punt Gross Average Yards</b>	vs. Ark.-Pine Bluff	8/29	0
				vs. UAB	9/14	
50	10/5	vs. Tennessee	<b>Punt Net Average Yards</b>	vs. Ark.-Pine Bluff	8/29	0
				vs. UAB	9/14	
2	10/5	vs. Tennessee	<b>Punt Returns</b>	at Auburn	9/21	0
				vs. Texas A&M	9/28	
				vs. LSU	10/19	
				at Mississippi St.	10/26	
				vs. Ole Miss	11/2	
33	8/29	vs. Ark.-Pine Bluff	<b>Punt Return Yards</b>	vs. UAB	9/14	0
				at Auburn	9/21	
				vs. Texas A&M	9/28	
				vs. LSU	10/19	
				at Mississippi St.	10/26	
				vs. Ole Miss	11/2	
				vs. Texas	11/16	
33.0	8/29	vs. Ark.-Pine Bluff	<b>Punt Return Yards Average</b>	vs. UAB	9/14	0.0
				at Auburn	9/21	
				vs. Texas A&M	9/28	
				vs. LSU	10/19	
				at Mississippi St.	10/26	
				vs. Ole Miss	11/2	
				vs. Texas	11/16	
3	9/21	at Auburn	<b>Kickoff Returns</b>	vs. Texas A&M	9/28	0
				vs. LSU	10/19	
36	9/14	vs. UAB	<b>Kickoff Return Yards</b>	at Auburn	9/21	0
				vs. Texas A&M	9/28	
				vs. Tennessee	10/5	
				vs. LSU	10/19	
				at Mississippi St.	10/26	
				vs. Ole Miss	11/2	
10	9/28	vs. Texas A&M	<b>Total Penalties</b>	vs. Texas	11/16	2
95	11/2	vs. Ole Miss	<b>Penalty Yards</b>	vs. Texas	11/16	15
4	9/7	at Oklahoma St.	<b>Total Fumbles</b>	vs. UAB	9/14	1
				at Auburn	9/21	
				vs. Texas	11/16	
2	9/7	at Oklahoma St.	<b>Fumbles Lost</b>	vs. Ark.-Pine Bluff	8/29	0
				vs. UAB	9/14	
				at Auburn	9/21	
				vs. Tennessee	10/5	
				at Mississippi St.	10/26	
36.599	9/21	at Auburn	<b>Time of Possession</b>	vs. LSU	10/19	21.116
3	9/7	at Oklahoma St.	<b>Turnovers</b>	vs. Ark.-Pine Bluff	8/29	0
				vs. Tennessee	10/5	
88,043	9/21	at Auburn	<b>Attendance</b>	vs. Ark.-Pine Bluff	8/29	40,127

## Game 11: LA Tech

### 2024 REGULAR SEASON ARKANSAS RAZORBACKS DEFENSIVE HIGHS AND LOWS

HIGH	DATE	OPPONENT	CATEGORY	OPPONENT	DATE	LOW
63	11/2	vs. Ole Miss	<b>Points</b>	vs. Ark.-Pine Bluff	8/29	0
28	11/2	vs. Ole Miss	<b>Points in a Quarter</b>	vs. Ark.-Pine Bluff at Oklahoma St.	8/29 9/7	0
				vs. UAB at Auburn	9/14 9/21	
				vs. Texas A&M vs. Tennessee at Mississippi St.	9/28 10/5 10/26	
35	11/2	vs. Ole Miss	<b>Points in a Half</b>	vs. Ark.-Pine Bluff at Auburn	8/29 9/21	0
				vs. Tennessee	10/5	
9	11/2	vs. Ole Miss	<b>Total Touchdowns</b>	vs. Ark.-Pine Bluff	8/29	0
41	11/2	vs. Ole Miss	<b>Total Plays</b>	vs. Ark.-Pine Bluff	8/29	19
694	11/2	vs. Ole Miss	<b>Total Net Yards</b>	vs. Ark.-Pine Bluff	8/29	130
30	11/2	vs. Ole Miss	<b>Total First Downs</b>	vs. Ark.-Pine Bluff	8/29	10
9	10/26	at Mississippi St.	<b>First Downs Rushing</b>	at Oklahoma St.	9/7	2
18	11/2	vs. Ole Miss	<b>First Downs Passing</b>	vs. Ark.-Pine Bluff vs. Texas A&M	8/29 9/28	6
				at Auburn	9/21	
5	10/19	vs. LSU	<b>First Down Penalties</b>	vs. Ark.-Pine Bluff	8/29	2.83
9.13	11/2	vs. Ole Miss	<b>Average Yards Per Play</b>	vs. Ark.-Pine Bluff	8/29	
174	10/5	vs. Tennessee	<b>Total Net Yards Rushing</b>	vs. Ark.-Pine Bluff	8/29	7
42	10/26	at Mississippi St.	<b>Rushing Attempts</b>	vs. Ark.-Pine Bluff	8/29	23
5	9/21	at Auburn	<b>Rushing Average Yards</b>	vs. Ark.-Pine Bluff	8/29	0
3	10/19	vs. LSU	<b>Rushing Touchdowns</b>	vs. Ark.-Pine Bluff vs. UAB	8/29 9/14	0
				at Auburn	9/21	
				vs. Texas	11/16	
562	11/2	vs. Ole Miss	<b>Total Net Yards Passing</b>	vs. Ark.-Pine Bluff	8/29	123
48	9/7	at Oklahoma St.	<b>Passing Attempts</b>	vs. Texas A&M	9/28	22
28	11/2	vs. Ole Miss	<b>Passing Completions</b>	vs. Ark.-Pine Bluff vs. Texas A&M	8/29 9/28	11
				vs. Ark.-Pine Bluff vs. Tennessee	8/29 10/5	
7	11/2	vs. Ole Miss	<b>Passing Touchdowns</b>	vs. LSU	10/19	0
16	11/2	vs. Ole Miss	<b>Passing Yards Average</b>	vs. Ark.-Pine Bluff vs. Tennessee	8/29 10/5	5
				vs. Texas	11/16	
4	9/21	at Auburn	<b>Passes Thrown for Interception</b>	vs. Ark.-Pine Bluff vs. Texas A&M	8/29 9/28	0
				vs. Tennessee vs. LSU	10/5 10/19	
				vs. Ole Miss	11/2	
4	8/29	vs. Ark.-Pine Bluff	<b>Times Sacked</b>	vs. Texas at Oklahoma St.	11/16 9/7	0
				vs. LSU	10/19	
4	8/29	vs. Ark.-Pine Bluff	<b>QB Sacks</b>	at Oklahoma St.	9/7	0
				vs. LSU	10/19	
33	8/29	vs. Ark.-Pine Bluff	<b>Sack Yards Lost</b>	at Oklahoma St.	9/7	0
				vs. LSU	10/19	
9	8/29	vs. Ark.-Pine Bluff	<b>Total Punts</b>	at Mississippi St.	10/26	0
388	9/28	vs. Texas A&M	<b>Total Punt Yards</b>	at Mississippi St.	10/26	0
44	9/21	at Auburn	<b>Punt Gross Average Yards</b>	at Mississippi St.	10/26	0
44	9/21	at Auburn	<b>Punt Net Average Yards</b>	at Mississippi St.	10/26	0
2	9/21	at Auburn	<b>Punt Returns</b>	vs. Ark.-Pine Bluff vs. UAB	8/29 9/14	0
				vs. Tennessee	10/5	
15	10/26	at Mississippi St.	<b>Punt Return Yards</b>	vs. Ark.-Pine Bluff vs. UAB	8/29 9/14	0
				vs. Tennessee	10/5	
				vs. LSU	10/19	
15.0	10/26	at Mississippi St.	<b>Punt Return Yards Average</b>	vs. Ark.-Pine Bluff vs. UAB	8/29 9/14	0.0
				vs. Tennessee	10/5	
				vs. LSU	10/19	
2	9/14	vs. UAB	<b>Kickoff Returns</b>	at Auburn	9/21	0
				vs. Texas A&M	9/28	
				vs. Tennessee	10/5	
				vs. LSU	10/19	
61	9/21	at Auburn	<b>Kickoff Return Yards</b>	at Mississippi St.	10/26	
				vs. Ole Miss	11/2	
				vs. Texas A&M	9/28	0
				vs. LSU	10/19	
11	10/19	vs. LSU	<b>Total Penalties</b>	vs. Texas	11/16	2
109	9/14	vs. UAB	<b>Penalty Yards</b>	vs. Texas	11/16	15
3	10/26	at Mississippi St.	<b>Total Fumbles</b>	vs. Ark.-Pine Bluff at Oklahoma St.	8/29 9/7	0
				vs. Texas A&M	9/28	
				vs. LSU	10/19	
3	10/26	at Mississippi St.	<b>Fumbles Lost</b>	vs. Ark.-Pine Bluff at Oklahoma St.	8/29 9/7	0
				vs. UAB	9/14	
				vs. Texas A&M	9/28	
				vs. Tennessee	10/5	
				vs. LSU	10/19	
				vs. Ole Miss	11/2	
				vs. Texas	11/16	
38.883	10/19	vs. LSU	<b>Time of Possession</b>	at Auburn	9/21	23.400
5	9/21	at Auburn	<b>Turnovers</b>	vs. Ark.-Pine Bluff vs. Texas A&M	8/29 9/28	0
				vs. Tennessee	10/5	
				vs. LSU	10/19	
				vs. Ole Miss	11/2	
				vs. Texas	11/16	
88,043	9/21	at Auburn	<b>Attendance</b>	vs. Ark.-Pine Bluff	8/29	40,127





# ANDREW ARMSTRONG

**High School:** Bishop Dunne HS  
**Previous School:** East Texas A&M  
**Hometown:** Dallas, Texas  
**Height:** 6'4"  
**Weight:** 202lbs  
**Class:** R-Senior

WR

- ▶ 2024 Biletnikoff Award Watch List
- ▶ Transferred to Arkansas from Texas A&M-Commerce in 2023
- ▶ Has four 100-yard receiving performances this season
- ▶ Became first Arkansas WR with 9+ receptions and 130+ yards in a game

- ▶ since 2020 at Oklahoma St. (Sept. 7)
- ▶ Led Arkansas in receptions (56), receiving yards (764) and receiving touchdowns (5) in 2023
- ▶ 36-game reception streak dating back to Oct. 16, 2021

### ALL RUSHING/RECEIVING STATISTICS

DATE	TEAM	GP	GS	RECEIVING					RUSHING				
				NO.	YDS.	AVG.	LG	TD	NO.	YDS.	AVG.	LG	TD
2021	East Texas A&M	10	3	15	297	19.8	74	3	0	0	0.0	0	0
2022	East Texas A&M	11	11	62	1,020	16.5	96	13	0	0	0.0	0	0
2023	Arkansas	12	12	56	764	13.6	48	5	1	3	3.0	3	0
2024	Arkansas	9	9	61	931	15.3	43	1	0	0	0.0	0	0
<b>Totals</b>		<b>42</b>	<b>35</b>	<b>194</b>	<b>3,012</b>	<b>15.5</b>	<b>96</b>	<b>22</b>	<b>1</b>	<b>3</b>	<b>3.0</b>	<b>3</b>	<b>0</b>

### SINGLE-GAME HIGHS: RUSHING/RECEIVING

<b>Rush Attempts</b>	1 vs. FIU, Nov 18, 2023	<b>Receiving TDs</b>	3 vs. North American, Sep 24, 2022 ...1 more at 3.
<b>Rushing Yards</b>	3 vs. FIU, Nov 18, 2023	<b>All-Purpose Yards</b>	164 at Oklahoma St., Sep 07, 2024 153 at Southeastern La., Oct 08, 2022 137 vs. UAB, Sep 14, 2024
<b>Receptions</b>	10 at Oklahoma St., Sep 07, 2024 9 vs. Tennessee, Oct 05, 2024 ...2 more at 9.	<b>Kickoff Returns</b>	1 at Tennessee Tech, Sep 10, 2022
<b>Receiving Yards</b>	164 at Oklahoma St., Sep 07, 2024 153 at Southeastern La., Oct 08, 2022 137 vs. UAB, Sep 14, 2024	<b>Kickoff Return Yards</b>	18 at Tennessee Tech, Sep 10, 2022
<b>Receiving Average</b>	44.7 vs. Lincoln (CA), Sep 01, 2022 34.3 at Florida, Nov 04, 2023 29.8 vs. North American, Sep 24, 2022		

### 100-YARD RECEIVING GAMES (11): ALL

DATE	TEAM	NO.	YDS.	AVG.	LG	TD
09/01/22	LINCOLN (CA)	3	134	44.7	96	3
09/17/22	at Sam Houston	7	104	14.9	31	0
09/24/22	NORTH AMERICAN	4	119	29.8	49	3
10/08/22	at Southeastern La.	8	153	19.1	77	2
10/15/22	at McNeese	9	113	12.6	48	2
10/22/22	HOUSTON CHRISTIAN	6	102	17.0	45	1
11/04/23	at Florida	3	103	34.3	48	0
09/07/24	at Oklahoma St.	10	164	16.4	35	0
09/14/24	UAB	8	137	17.1	29	0
10/05/24	TENNESSEE	9	132	14.7	30	0
11/02/24	OLE MISS	6	135	22.5	43	0

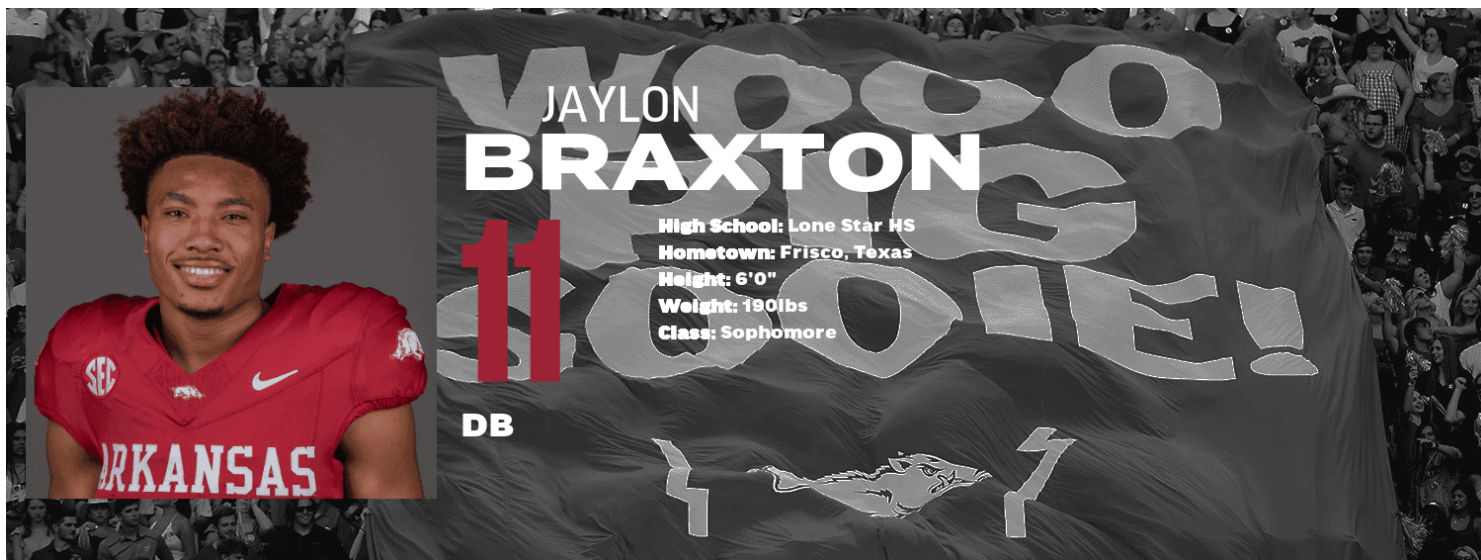
## Game 11: LA Tech

### 2024 GAME-BY-GAME ALL STATISTICS (ARKANSAS)

DATE	OPPONENT	P/S	NO.	RECEIVING				RUSHING				W/L	SCORE	
				YDS.	AVG.	LG	TD	NO.	YDS.	AVG.	LG			TD
08/29	Ark.-Pine Bluff												W	70-0
09/07	at Oklahoma St.	S	10	164	16.4	35	0	0	0	0.0	0	0	L	31-39
09/14	UAB	S	8	137	17.1	29	0	0	0	0.0	0	0	W	37-27
09/21	at Auburn	S	5	47	9.4	18	0	0	0	0.0	0	0	W	24-14
09/28	Texas A&M	S	6	72	12.0	27	0	0	0	0.0	0	0	L	17-21
10/05	Tennessee	S	9	132	14.7	30	0	0	0	0.0	0	0	W	19-14
10/19	LSU	S	7	94	13.4	25	1	0	0	0.0	0	0	L	10-34
10/26	at Mississippi St.	S	4	76	19.0	36	0	0	0	0.0	0	0	W	58-25
11/02	Ole Miss	S	6	135	22.5	43	0	0	0	0.0	0	0	L	31-63
11/16	Texas	S	6	74	12.3	25	0	0	0	0.0	0	0	L	10-20
<b>2024 totals</b>		<b>9-9</b>	<b>61</b>	<b>931</b>	<b>15.3</b>	<b>43</b>	<b>1</b>	<b>0</b>	<b>0</b>	<b>0.0</b>	<b>0</b>	<b>0</b>	<b>5-5</b>	







# JAYLON BRAXTON

11

DB

High School: Lone Star HS  
 Hometown: Frisco, Texas  
 Height: 6'0"  
 Weight: 190lbs  
 Class: Sophomore

- ▶ 2024 Second-Team Preseason All-SEC (CFN)
- ▶ Recorded two pass breakups at Oklahoma State (Sept. 7)
- ▶ 2023 Freshman All-SEC (Coaches)
- ▶ 2023 Midseason Freshman All-American (The Athletic)

- ▶ Led the team with eight pass break-ups while recording 20 tackles, a forced fumble, fumble recovery and interception in 2023
- ▶ Earned SEC Freshman of the Week for his big game at Florida (Nov. 4), forcing a fumble and returning it 33 yards for a touchdown (2023)

### ALL DEFENSIVE STATISTICS

DATE	TEAM	GP	GS	TK	S	A	TACKLES					INTERCEPTIONS					O. FUMB			ST			MISC							
							TFL	YDS	SK	YDS	QH	NO	YDS	LG	TD	PD	FF	FR	TD	YDS	TK	S	A	FF	FR	S	A			
2023	Arkansas	9	6	20	11	9	0.0	0.0	0.0	0.0	0	1	0	0	0	8	1	1	2	33	0	0	0	0	0	0	0	0	0	0
2024	Arkansas	2	2	0	0	0	0.0	0.0	0.0	0.0	0	0	0	0	0	2	0	0	0	0	0	0	0	0	0	0	0	0	0	
<b>Totals</b>		<b>11</b>	<b>8</b>	<b>20</b>	<b>11</b>	<b>9</b>	<b>0.0</b>	<b>0.0</b>	<b>0.0</b>	<b>0.0</b>	<b>0</b>	<b>1</b>	<b>0</b>	<b>0</b>	<b>0</b>	<b>10</b>	<b>1</b>	<b>1</b>	<b>2</b>	<b>33</b>	<b>0</b>	<b>0</b>	<b>0</b>	<b>0</b>	<b>0</b>	<b>0</b>	<b>0</b>	<b>0</b>	<b>0</b>	

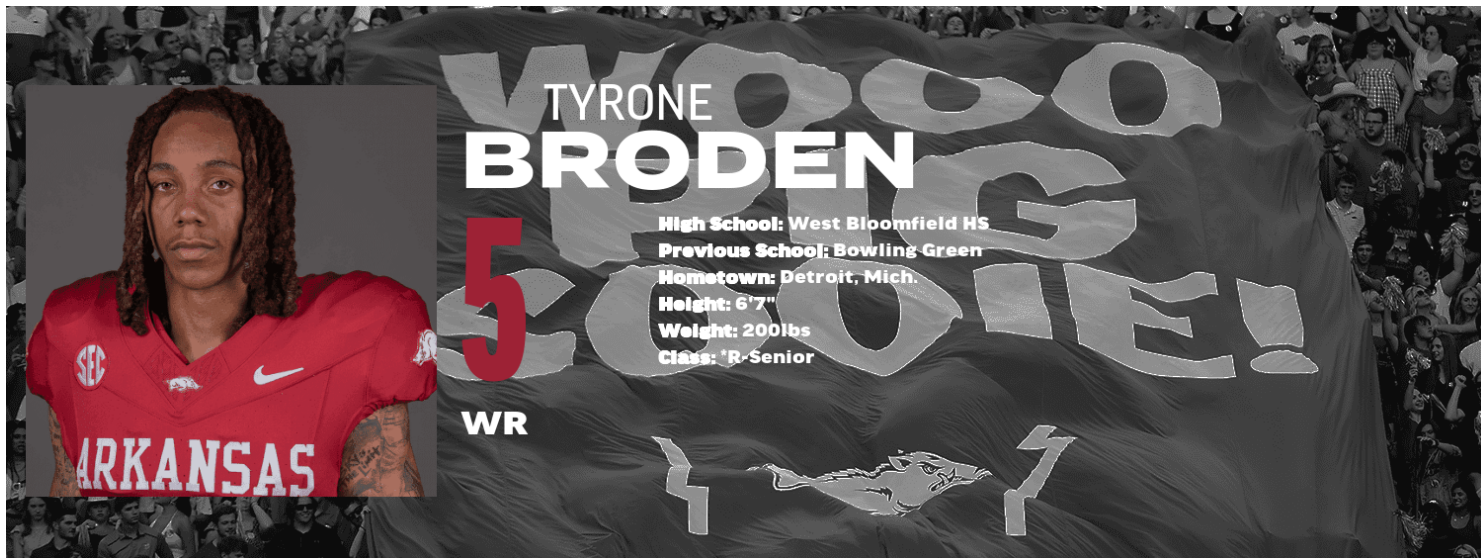
### SINGLE-GAME HIGHS: DEFENSIVE

<b>Total Tackles</b>	4 at Florida, Nov 04, 2023 3 vs. Auburn, Nov 11, 2023 ...3 more at 3.	<b>Fumble Recoveries</b>	1 at Florida, Nov 04, 2023
<b>Solo Tackles</b>	3 at Florida, Nov 04, 2023 2 vs. Auburn, Nov 11, 2023 ...2 more at 2.	<b>Interceptions</b>	1 vs. Auburn, Nov 11, 2023
<b>Passes Defensed</b>	3 vs. Auburn, Nov 11, 2023 2 at Oklahoma St., Sep 07, 2024 ...1 more at 2.	<b>Longest Opponent's Fumble Return</b>	33 at Florida, Nov 04, 2023
<b>Forced Fumbles</b>	1 at Florida, Nov 04, 2023	<b>Longest Own Fumble Return</b>	33 at Florida, Nov 04, 2023

### 2024 GAME-BY-GAME ALL STATISTICS (ARKANSAS)

DATE	OPPONENT	P/S	TK	S	A	TACKLES					INTERCEPTIONS					O. FUMB			ST			MISC			W/L	SCORE					
						SK	YDS	TFL	YDS	QH	NO	YDS	LG	TD	PD	FF	FR	TD	YDS	TK	S	A	FF	FR			S	A			
08/29	Ark.-Pine Bluff	S	0	0	0	0.0	0.0	0.0	0.0	0	0	0	0	0	0	0	0	0	0	0	0	0	0	0	0	0	0	0	0	W	70-0
09/07	at Oklahoma St.	S	0	0	0	0.0	0.0	0.0	0.0	0	0	0	0	0	2	0	0	0	0	0	0	0	0	0	0	0	0	0	0	L	31-39
09/14	UAB																													W	37-27
09/21	at Auburn																													W	24-14
09/28	Texas A&M																													L	17-21
10/05	Tennessee																													W	19-14
10/19	LSU																													L	10-34
10/26	at Mississippi St.																													W	58-25
11/02	Ole Miss																													L	31-63
11/16	Texas																													L	10-20
<b>2024 totals</b>		<b>2-2</b>	<b>0</b>	<b>0</b>	<b>0</b>	<b>0.0</b>	<b>0.0</b>	<b>0.0</b>	<b>0.0</b>	<b>0</b>	<b>0</b>	<b>0</b>	<b>0</b>	<b>0</b>	<b>2</b>	<b>0</b>	<b>0</b>	<b>0</b>	<b>0</b>	<b>0</b>	<b>0</b>	<b>0</b>	<b>0</b>	<b>0</b>	<b>0</b>	<b>0</b>	<b>0</b>	<b>0</b>	<b>0</b>	<b>5-5</b>	





- ▶ Had three catches for 35 yards and a TD against UAPB (Aug.29)
- ▶ Transferred from Bowling Green following 2023 season
- ▶ Led the Falcons with seven receiving touchdowns (2023)

- ▶ Had a career-best 596 receiving yards (2022)
- ▶ Started all five games in 2020
- ▶ Was the tallest wide receiver in the nation in 2022

ALL RUSHING/RECEIVING STATISTICS

DATE	TEAM	GP	GS	NO.	RECEIVING				TD	NO.	RUSHING			TD
					YDS.	AVG.	LG	YDS.			AVG.	LG		
2019	Bowling Green	3	0	0	0	0.0	0	0	0	0	0.0	0	0	
2020	Bowling Green	5	5	6	97	16.2	37	0	0	0	0.0	0	0	
2021	Bowling Green	11	9	36	596	16.6	64	5	0	0	0.0	0	0	
2022	Bowling Green	13	7	32	506	15.8	44	7	0	0	0.0	0	0	
2023	Arkansas	12	4	15	109	7.3	19	3	1	9	9.0	9	0	
2024	Arkansas	10	9	15	197	13.1	22	1	0	0	0.0	0	0	
<b>Totals</b>		<b>54</b>	<b>34</b>	<b>104</b>	<b>1,505</b>	<b>14.5</b>	<b>64</b>	<b>16</b>	<b>1</b>	<b>9</b>	<b>9.0</b>	<b>9</b>	<b>0</b>	

SINGLE-GAME HIGHS: RUSHING/RECEIVING

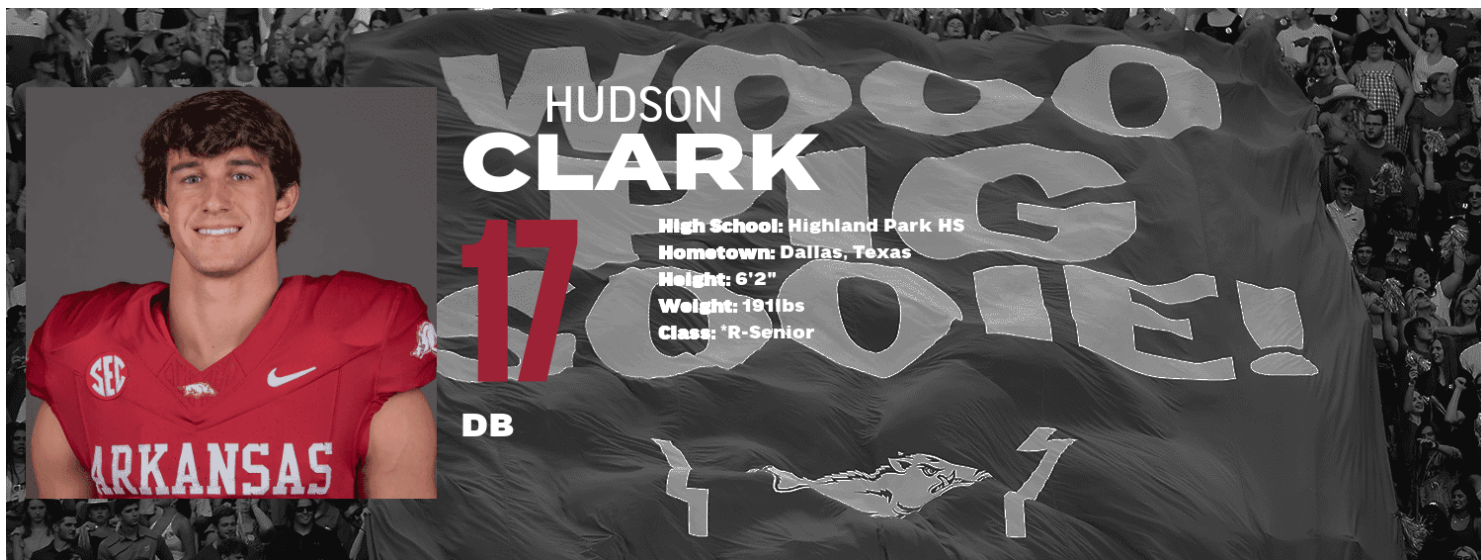
<b>Rush Attempts</b>	1 vs. BYU, Sep 16, 2023	<b>Receiving Average</b>	27.8 vs. Akron, Oct 09, 2021
<b>Rushing Yards</b>	9 vs. BYU, Sep 16, 2023		27.5 at Buffalo, Oct 30, 2021
<b>Receptions</b>	8 vs. Kent St., Nov 09, 2022		25.3 vs. South Alabama, Sep 11, 2021
	6 vs. Murray St., Sep 18, 2021	<b>Receiving TDs</b>	2 at Central Mich., Oct 22, 2022
	5 at Miami (OH), Nov 16, 2021		...2 more at 2.
	...1 more at 5.	<b>All-Purpose Yards</b>	111 vs. Akron, Oct 09, 2021
<b>Receiving Yards</b>	111 vs. Akron, Oct 09, 2021		110 at Buffalo, Oct 30, 2021
	110 at Buffalo, Oct 30, 2021		84 vs. Kent St., Nov 09, 2022
	84 vs. Kent St., Nov 09, 2022		

100-YARD RECEIVING GAMES (2): ALL

DATE	TEAM	NO.	YDS.	AVG.	LG	TD
10/09/21	AKRON	4	111	27.8	45	2
10/30/21	at Buffalo	4	110	27.5	64	2

2024 GAME-BY-GAME ALL STATISTICS (ARKANSAS)

DATE	OPPONENT	P/S	RECEIVING					RUSHING					W/L	SCORE	
			NO.	YDS.	AVG.	LG	TD	NO.	YDS.	AVG.	LG	TD			
08/29	Ark.-Pine Bluff	S	3	35	11.7	18	1	0	0	0.0	0	0	0	W	70-0
09/07	at Oklahoma St.	S	4	66	16.5	18	0	0	0	0.0	0	0	0	L	31-39
09/14	UAB	S	0	0	0.0	0	0	0	0	0.0	0	0	0	W	37-27
09/21	at Auburn	S	0	0	0.0	0	0	0	0	0.0	0	0	0	W	24-14
09/28	Texas A&M	S	1	15	15.0	15	0	0	0	0.0	0	0	0	L	17-21
10/05	Tennessee	S	1	22	22.0	22	0	0	0	0.0	0	0	0	W	19-14
10/19	LSU	S	3	24	8.0	14	0	0	0	0.0	0	0	0	L	10-34
10/26	at Mississippi St.	S	2	33	16.5	20	0	0	0	0.0	0	0	0	W	58-25
11/02	Ole Miss	P	1	2	2.0	2	0	0	0	0.0	0	0	0	L	31-63
11/16	Texas	S	0	0	0.0	0	0	0	0	0.0	0	0	0	L	10-20
<b>2024 totals</b>		<b>10-9</b>	<b>15</b>	<b>197</b>	<b>13.1</b>	<b>22</b>	<b>1</b>	<b>0</b>	<b>0</b>	<b>0.0</b>	<b>0</b>	<b>0</b>	<b>0</b>	<b>5-5</b>	



- ▶ One of the most experienced players on roster with 51 games played and 32 starts
- ▶ Became the 21st Razorback in school history to earn First-Team Academic All-America in 2023

- ▶ 2024 Reese's Senior Bowl Watch List
- ▶ 2024 and 2023 William V. Campbell Trophy Semifinalist
- ▶ 2023 NFF Hampshire Honor Society Member
- ▶ 2022 First-Team All-SEC (USA Today)

ALL DEFENSIVE STATISTICS

DATE	TEAM	GP	GS	TK	TACKLES					INTERCEPTIONS					O. FUMB					ST					MISC					
					S	A	TFL	YDS	SK	YDS	QH	NO	YDS	LG	TD	PD	FF	FR	TD	YDS	TK	S	A	FF	FR	S	A			
2020	Arkansas	8	7	47	32	15	1.0	1.0	0.0	0.0	0	3	18	18	0	3	0	0	0	0	0	0	0	0	0	0	0	0	0	0
2021	Arkansas	12	4	22	9	13	1.0	4.0	0.0	0.0	0	0	0	0	0	1	0	0	0	0	0	0	0	0	0	0	0	0	0	
2022	Arkansas	12	10	67	33	34	4.0	9.0	0.0	0.0	0	1	0	0	0	10	2	2	0	-5	0	0	0	0	0	0	0	0	0	
2023	Arkansas	12	9	51	31	20	4.5	24.0	0.5	3.0	1	1	0	0	0	4	0	1	0	1	0	0	0	0	0	0	0	0		
2024	Arkansas	7	2	18	10	8	1.5	10.0	0.0	0.0	0	1	5	5	0	3	1	1	0	0	0	0	0	0	0	0	0	0		
Totals		51	32	205	115	90	12.0	48.0	0.5	3.0	1	6	23	18	0	21	3	4	0	-4	0	0	0	0	0	0	0	0		

SINGLE-GAME HIGHS: DEFENSIVE

<b>Total Tackles</b>	11 at BYU, Oct 15, 2022 10 at Missouri, Dec 05, 2020 9 vs. LSU, Nov 12, 2022 ...1 more at 9.	<b>Tackles For Loss</b>	2 at Missouri, Nov 25, 2022 1.5 vs. Texas, Nov 16, 2024 1 vs. Missouri, Nov 24, 2023 ...7 more at 1.
<b>Solo Tackles</b>	8 at Missouri, Dec 05, 2020 7 at Texas A&M, Oct 31, 2020 ...1 more at 7.	<b>Interceptions</b>	3 vs. Ole Miss, Oct 17, 2020 1 at Mississippi St., Oct 26, 2024 ...2 more at 1.
<b>Sacks</b>	0.5 at Alabama, Oct 14, 2023	<b>Interception Return Yards</b>	18 vs. Ole Miss, Oct 17, 2020
<b>Passes Defensed</b>	3 at Mississippi St., Oct 08, 2022 2 vs. LSU, Nov 12, 2022 1 vs. Texas, Nov 16, 2024 ...15 more at 1.	<b>Longest Opponent's Fumble Return</b>	5 at Mississippi St., Oct 26, 2024
<b>Forced Fumbles</b>	1 vs. Texas, Nov 16, 2024 ...2 more at 1.	<b>Longest Own Fumble Return</b>	1 vs. BYU, Sep 16, 2023
<b>Fumble Recoveries</b>	1 at Mississippi St., Oct 26, 2024 ...3 more at 1.		







NICO DAVILLIER

High School: Maumelle HS  
 Hometown: Maumelle, Ark.  
 Height: 6'4"  
 Weight: 268lbs  
 Class: Junior

DL

- ▶ Recorded three tackles and a quarterback hurry vs. Ole Miss (Nov. 2)
- ▶ Recorded a sack at Auburn (Sept. 21)
- ▶ Tied a career-high with five tackles at Mississippi State (Oct. 26)
- ▶ Recorded 11 tackles, 3.5 tackles for loss and a sack in 2023

- ▶ Rated a four-star prospect by Rivals and a three-star prospect by 247Sports and ESPN while at Maumelle High School
- ▶ Also played basketball at Maumelle, averaging 10.6 points and 6.2 rebounds per game.

ALL DEFENSIVE STATISTICS

DATE	TEAM	GP	GS	TK	S	A	TACKLES					INTERCEPTIONS					O. FUMB					ST				MISC					
							TFL	YDS	SK	YDS	QH	NO	YDS	LG	TD	PD	FF	FR	TD	YDS	TK	S	A	FF	FR	S	A				
2022	Arkansas	11	0	0	0	0	0.0	0.0	0.0	0.0	0	0	0	0	0	0	0	0	0	0	0	0	0	0	0	0	0	0	0	0	0
2023	Arkansas	12	0	11	4	7	3.5	10.0	1.0	4.0	1	0	0	0	0	0	0	0	0	0	0	0	0	0	0	0	0	0	0	0	
2024	Arkansas	10	6	23	8	15	1.5	5.0	1.0	4.0	4	0	0	0	0	0	0	0	0	0	0	0	0	0	0	0	0	0	0		
Totals		33	6	34	12	22	5.0	15.0	2.0	8.0	5	0	0	0	0	0	0	0	0	0	0	0	0	0	0	0	0	0	0		

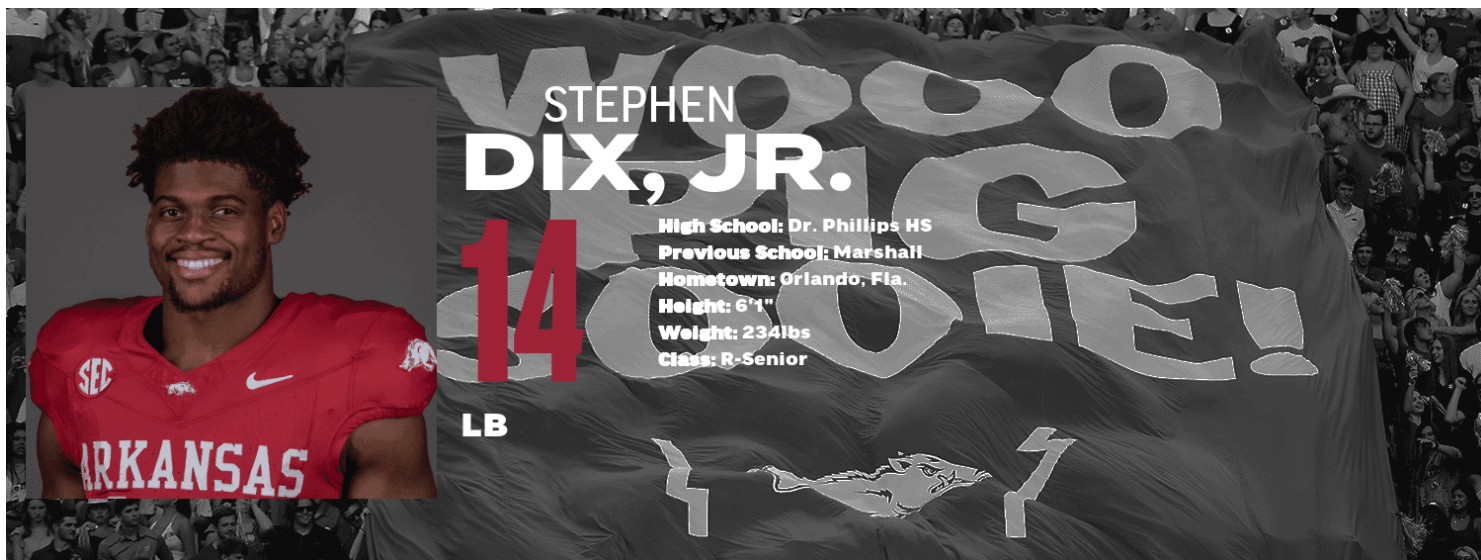
SINGLE-GAME HIGHS: DEFENSIVE

<b>Total Tackles</b>	5 at Mississippi St., Oct 26, 2024 ...1 more at 5.	<b>Sacks</b>	1.0 at Auburn, Sep 21, 2024 ...1 more at 1.0.
<b>Solo Tackles</b>	2 vs. Ole Miss, Nov 02, 2024 ...2 more at 2.	<b>Tackles For Loss</b>	1.5 at Ole Miss, Oct 07, 2023 1 at Auburn, Sep 21, 2024 ...2 more at 1.

2024 GAME-BY-GAME ALL STATISTICS (ARKANSAS)

DATE	OPPONENT	P/S	TACKLES					INTERCEPTIONS					O. FUMB					ST				MISC		W/L	SCORE							
			TK	S	A	SK	YDS	TFL	YDS	QH	NO	YDS	LG	TD	PD	FF	FR	TD	YDS	TK	S	A	FF			FR	S	A				
08/29	Ark.-Pine Bluff	S	5	2	3	0.0	0.0	0.5	1.0	0	0	0	0	0	0	0	0	0	0	0	0	0	0	0	0	0	0	0	0	0	W	70-0
09/07	at Oklahoma St.	S	3	0	3	0.0	0.0	0.0	0.0	0	0	0	0	0	0	0	0	0	0	0	0	0	0	0	0	0	0	0	0	L	31-39	
09/14	UAB	S	2	0	2	0.0	0.0	0.0	0.0	1	0	0	0	0	0	0	0	0	0	0	0	0	0	0	0	0	0	0	0	W	37-27	
09/21	at Auburn	S	1	1	0	1.0	4.0	1.0	4.0	1	0	0	0	0	0	0	0	0	0	0	0	0	0	0	0	0	0	0	W	24-14		
09/28	Texas A&M	S	2	2	0	0.0	0.0	0.0	0.0	1	0	0	0	0	0	0	0	0	0	0	0	0	0	0	0	0	0	0	L	17-21		
10/05	Tennessee	P	0	0	0	0.0	0.0	0.0	0.0	0	0	0	0	0	0	0	0	0	0	0	0	0	0	0	0	0	0	0	W	19-14		
10/19	LSU	S	2	1	1	0.0	0.0	0.0	0.0	0	0	0	0	0	0	0	0	0	0	0	0	0	0	0	0	0	0	0	L	10-34		
10/26	at Mississippi St.	P	5	0	5	0.0	0.0	0.0	0.0	0	0	0	0	0	0	0	0	0	0	0	0	0	0	0	0	0	0	0	W	58-25		
11/02	Ole Miss	P	3	2	1	0.0	0.0	0.0	0.0	1	0	0	0	0	0	0	0	0	0	0	0	0	0	0	0	0	0	0	L	31-63		
11/16	Texas	P	0	0	0	0.0	0.0	0.0	0.0	0	0	0	0	0	0	0	0	0	0	0	0	0	0	0	0	0	0	0	L	10-20		
2024 totals			10-6	23	8	15	1.0	4.0	1.5	5.0	4	0	0	0	0	0	0	0	0	0	0	0	0	0	0	0	0	0	5-5			





- ▶ Transferred from Marshall following the 2023 season
- ▶ Registered a game-high nine tackles vs. No. 3 Texas (Nov. 16)
- ▶ Tied Jayden Johnson for a game-high 10 tackles, including five solo tackles in a win over UAB (Sept. 14)

- ▶ Had career highs in tackles (14), tackles for loss (2.5) and a sack at South Alabama (Nov. 18, 2023)
- ▶ Spent 2020-22 seasons at Florida State
- ▶ Rivals Freshman All-American (2020)

ALL DEFENSIVE STATISTICS

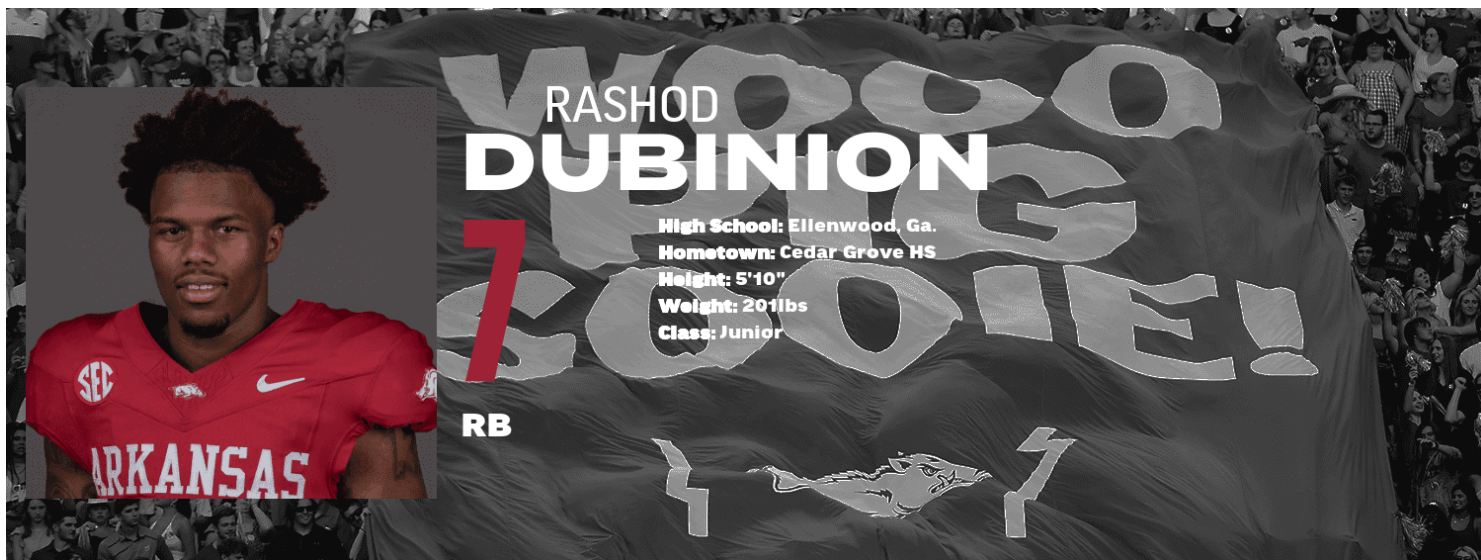
DATE	TEAM	GP	GS	TACKLES							INTERCEPTIONS						O. FUMB				ST				MISC			
				TK	S	A	TFL	YDS	SK	YDS	QH	NO	YDS	LG	TD	PD	FF	FR	TD	YDS	TK	S	A	FF	FR	S	A	
2020	Florida St.	11	7	41	16	25	3.0	5.0	0.0	0.0	1	0	0	0	0	0	0	0	0	0	0	0	0	0	0	0	0	0
2021	Florida St.	12	0	14	5	9	0.0	0.0	0.0	0.0	0	0	0	0	0	1	0	0	0	0	0	0	0	0	0	0	0	
2022	Florida St.	0	0	0	0	0	0.0	0.0	0.0	0.0	0	0	0	0	0	0	0	0	0	0	0	0	0	0	0	0	0	
2023	Marshall	13	7	67	31	36	7.0	27.0	2.0	17.0	4	0	0	0	0	1	0	1	0	8	0	0	0	0	0	0	0	
2024	Arkansas	10	7	54	19	35	2.5	14.0	2.0	14.0	2	0	0	0	0	1	0	1	0	0	0	0	0	0	0	0	0	
Totals		46	21	176	71	105	12.5	46.0	4.0	31.0	7	0	0	0	0	3	0	2	0	8	0	0	0	0	0	0	0	

SINGLE-GAME HIGHS: DEFENSIVE

<b>Total Tackles</b>	14 at South Alabama, Nov 18, 2023 10 vs. UAB, Sep 14, 2024 9 vs. Texas, Nov 16, 2024 ...2 more at 9.	<b>Fumble Recoveries</b>	1 at Auburn, Sep 21, 2024 ...1 more at 1.
<b>Solo Tackles</b>	8 at South Alabama, Nov 18, 2023 7 vs. UTSA, Dec 19, 2023 5 vs. UAB, Sep 14, 2024	<b>Tackles For Loss</b>	2.5 at South Alabama, Nov 18, 2023 1.5 vs. Ark.-Pine Bluff, Aug 29, 2024 1 vs. UTSA, Dec 19, 2023 ...5 more at 1.
<b>Sacks</b>	1.0 vs. Ark.-Pine Bluff, Aug 29, 2024 ...2 more at 1.0.	<b>Longest Opponent's Fumble Return</b>	8 vs. Arkansas St., Nov 25, 2023
<b>Passes Defensed</b>	1 at Auburn, Sep 21, 2024 ...2 more at 1.	<b>Longest Own Fumble Return</b>	8 vs. Arkansas St., Nov 25, 2023

2024 GAME-BY-GAME ALL STATISTICS (ARKANSAS)

DATE	OPPONENT	P/S	TACKLES							INTERCEPTIONS						O. FUMB				ST				MISC				
			TK	S	A	SK	YDS	TFL	YDS	QH	NO	YDS	LG	TD	PD	FF	FR	TD	YDS	TK	S	A	FF	FR	S	A	W/L	SCORE
08/29	Ark.-Pine Bluff	P	3	2	1	1.0	9.0	1.5	9.0	0	0	0	0	0	0	0	0	0	0	0	0	0	0	0	0	0	W	70-0
09/07	at Oklahoma St.	P	1	0	1	0.0	0.0	0.0	0.0	0	0	0	0	0	0	0	0	0	0	0	0	0	0	0	0	0	L	31-39
09/14	UAB	P	10	5	5	0.0	0.0	0.0	0.0	0	0	0	0	0	0	0	0	0	0	0	0	0	0	0	0	W	37-27	
09/21	at Auburn	S	2	1	1	0.0	0.0	0.0	0.0	0	0	0	0	0	1	0	1	0	0	0	0	0	0	0	0	W	24-14	
09/28	Texas A&M	S	3	2	1	0.0	0.0	0.0	0.0	0	0	0	0	0	0	0	0	0	0	0	0	0	0	0	0	L	17-21	
10/05	Tennessee	S	6	3	3	0.5	2.0	0.5	2.0	1	0	0	0	0	0	0	0	0	0	0	0	0	0	0	0	W	19-14	
10/19	LSU	S	8	1	7	0.0	0.0	0.0	0.0	1	0	0	0	0	0	0	0	0	0	0	0	0	0	0	0	L	10-34	
10/26	at Mississippi St.	S	4	0	4	0.5	3.0	0.5	3.0	0	0	0	0	0	0	0	0	0	0	0	0	0	0	0	0	W	58-25	
11/02	Ole Miss	S	8	2	6	0.0	0.0	0.0	0.0	0	0	0	0	0	0	0	0	0	0	0	0	0	0	0	0	L	31-63	
11/16	Texas	S	9	3	6	0.0	0.0	0.0	0.0	0	0	0	0	0	0	0	0	0	0	0	0	0	0	0	0	L	10-20	
2024 totals		10-7	54	19	35	2.0	14.0	2.5	14.0	2	0	0	0	0	1	0	1	0	0	0	0	0	0	0	0	5-5		



- ▶ Has appeared in 28 games with five starts in his career
- ▶ Carried the ball for a season-high 98 yards and a TD at Mississippi State (Oct. 26)
- ▶ Scored first TD of the season on a one-yard run vs. Kent State (Sept. 9, 2023)

- ▶ Rushed for a career-high 112 yards and two touchdowns in Liberty Bowl win over Kansas (Dec. 28, 2022)
- ▶ Rated a four-star prospect out of Cedar Grove High School by Rivals
- ▶ Led Cedar Grove to a pair of state championships

ALL RUSHING/RECEIVING STATISTICS

DATE	TEAM	GP	GS	RUSHING					RECEIVING				
				NO.	YDS.	AVG.	LG	TD	NO.	YDS.	AVG.	LG	TD
2022	Arkansas	12	1	69	287	4.2	26	5	12	108	9.0	29	1
2023	Arkansas	10	2	82	260	3.2	15	1	14	85	6.1	26	1
2024	Arkansas	6	2	39	217	5.6	23	2	13	98	7.5	23	0
<b>Totals</b>		<b>28</b>	<b>5</b>	<b>190</b>	<b>764</b>	<b>4.0</b>	<b>26</b>	<b>8</b>	<b>39</b>	<b>291</b>	<b>7.5</b>	<b>29</b>	<b>2</b>

SINGLE-GAME HIGHS: RUSHING/RECEIVING

<b>Rush Attempts</b>	20 vs. Kansas, Dec 28, 2022 15 at LSU, Sep 23, 2023 14 vs. Mississippi St., Oct 21, 2023 ...1 more at 14.	<b>Receiving Average</b>	11.7 at LSU, Sep 23, 2023 10.0 at BYU, Oct 15, 2022 7.3 at Mississippi St., Oct 26, 2024
<b>Rushing Yards</b>	112 vs. Kansas, Dec 28, 2022 98 at Mississippi St., Oct 26, 2024 78 at LSU, Sep 23, 2023	<b>Receiving TDs</b>	1 at Alabama, Oct 14, 2023 ...1 more at 1.
<b>Rushing Average</b>	8.9 at Mississippi St., Oct 26, 2024 5.6 vs. Kansas, Dec 28, 2022 5.2 at LSU, Sep 23, 2023	<b>All-Purpose Yards</b>	134 vs. Kansas, Dec 28, 2022 120 at Mississippi St., Oct 26, 2024 113 at LSU, Sep 23, 2023
<b>Rushing TDs</b>	2 vs. Kansas, Dec 28, 2022 ...1 more at 2.	<b>Punt Return Yards</b>	3 vs. Kansas, Dec 28, 2022
<b>Receptions</b>	5 vs. Mississippi St., Oct 21, 2023 4 at BYU, Oct 15, 2022 3 vs. Texas, Nov 16, 2024 ...3 more at 3.	<b>Punt Returns</b>	1 vs. Kansas, Dec 28, 2022
<b>Receiving Yards</b>	40 at BYU, Oct 15, 2022 35 at LSU, Sep 23, 2023 29 vs. Cincinnati, Sep 03, 2022		

100-YARD RUSHING GAMES (1): ALL

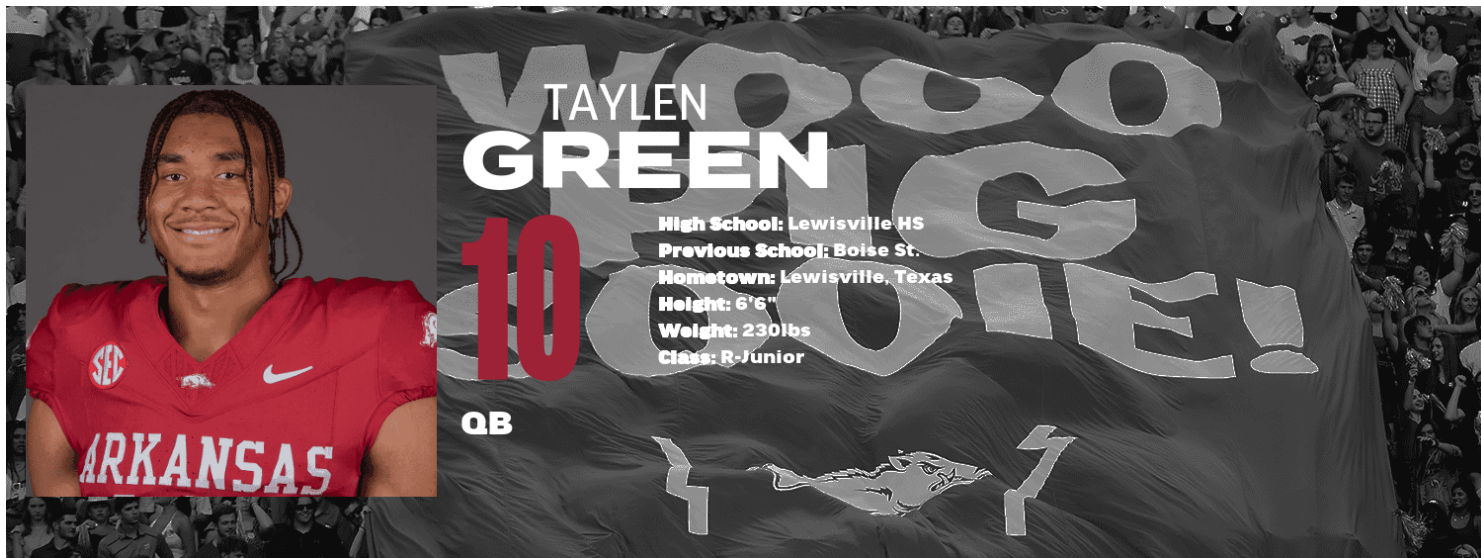
DATE	TEAM	ATT.	YDS.	AVG.	LG	TD
12/28/22	KANSAS	20	112	5.6	26	2

## Game 11: LA Tech

### 2024 GAME-BY-GAME ALL STATISTICS (ARKANSAS)

DATE	OPPONENT	P/S	NO.	RUSHING				RECEIVING				W/L	SCORE	
				YDS.	AVG.	LG	TD	NO.	YDS.	AVG.	LG			TD
08/29	Ark.-Pine Bluff	P	3	15	5.0	7	0	2	14	7.0	11	0	W	70-0
09/07	at Oklahoma St.						DNP						L	31-39
09/14	UAB						DNP						W	37-27
09/21	at Auburn						DNP						W	24-14
09/28	Texas A&M						DNP						L	17-21
10/05	Tennessee	P	2	10	5.0	8	0	1	18	18.0	18	0	W	19-14
10/19	LSU	P	4	15	3.8	13	0	2	24	12.0	19	0	L	10-34
10/26	at Mississippi St.	P	11	98	8.9	23	1	3	22	7.3	23	0	W	58-25
11/02	Ole Miss	S	12	49	4.1	23	1	2	15	7.5	14	0	L	31-63
11/16	Texas	S	7	30	4.3	9	0	3	5	1.7	6	0	L	10-20
<b>2024 totals</b>		<b>6-2</b>	<b>39</b>	<b>217</b>	<b>5.6</b>	<b>23</b>	<b>2</b>	<b>13</b>	<b>98</b>	<b>7.5</b>	<b>23</b>	<b>0</b>	<b>5-5</b>	





- ▶ Became the first Arkansas QB to throw for 5 TD and rush for a TD in a game since Ryan Mallett in 2010 (Oct. 26)
- ▶ Threw for a career-high 416 passing yards at OSU, the most by an Arkansas quarterback in a single game since Oct. 1, 2011 (Sept. 7)
- ▶ Became just the third Arkansas quarterback since 1997 to pass for multiple

- touchdowns and rush for multiple scores in a game vs. UAPB (Aug. 29)
- ▶ Made 22 starts at Boise State, completing 287 of 483 passes (59%) for 3,794 yards and 25 touchdowns
- ▶ 2022 Mountain West Freshman of the Year
- ▶ 2022 College Football News Freshman All-America Second Team

ALL PASSING STATISTICS

DATE	TEAM	GP	GS	ATT.	CMP.	PCT.	YDS	AVG.	TD	INT.	LG	SK	LST	RATE
2021	Boise St.	2	0	0	0	0.0	0	0.0	0	0	0	1	16	0.0
2022	Boise St.	13	10	271	166	61.3	2,042	7.5	14	6	52	6	45	92.5
2023	Boise St.	14	12	212	121	57.1	1,752	8.3	11	9	75	8	37	83.7
2024	Arkansas	10	10	288	178	61.8	2,363	8.2	11	8	75	27	190	88.9
Totals		39	32	771	465	60.3	6,157	8.0	36	23	75	42	288	88.8

ALL RUSHING STATISTICS

DATE	TEAM	GP	GS	NO.	YDS.	AVG.	LG	TD
2021	Boise St.	2	0	5	2	0.4	17	0
2022	Boise St.	13	10	81	588	7.3	91	10
2023	Boise St.	14	12	78	436	5.6	70	9
2024	Arkansas	10	10	121	407	3.4	36	5
Totals		39	32	285	1,433	5.0	91	24

ALL PASSING/RUSHING STATISTICS

DATE	TEAM	GP	GS	PASSING										RUSHING					
				ATT.	CMP.	PCT.	YDS	AVG.	TD	INT.	LG	SK	LST	RATE	NO.	YDS.	AVG.	LG	TD
2021	Boise St.	2	0	0	0	0.0	0	0.0	0	0	0	1	16	0.0	5	2	0.4	17	0
2022	Boise St.	13	10	271	166	61.3	2,042	7.5	14	6	52	6	45	92.5	81	588	7.3	91	10
2023	Boise St.	14	12	212	121	57.1	1,752	8.3	11	9	75	8	37	83.7	78	436	5.6	70	9
2024	Arkansas	10	10	288	178	61.8	2,363	8.2	11	8	75	27	190	88.9	121	407	3.4	36	5
Totals		39	32	771	465	60.3	6,157	8.0	36	23	75	42	288	88.8	285	1,433	5.0	91	24

SINGLE-GAME HIGHS: QUARTERBACK

<b>Pass Attempts</b>	45 at Oklahoma St., Sep 07, 2024 41 at Texas A&M, Sep 28, 2024 39 at Washington, Sep 02, 2023	<b>Rush Attempts</b>	18 at Auburn, Sep 21, 2024 ...1 more at 18.
<b>Pass Completions</b>	26 at Oklahoma St., Sep 07, 2024 24 vs. Colorado St., Oct 29, 2022 23 at Mississippi St., Oct 26, 2024 ...1 more at 23.	<b>Rushing Yards</b>	121 vs. North Texas, Dec 17, 2022 105 vs. San Diego St., Sep 30, 2022 102 at Oregon St., Sep 03, 2022
<b>Yards Passing</b>	416 at Oklahoma St., Sep 07, 2024 314 at Mississippi St., Oct 26, 2024 305 vs. Colorado St., Oct 29, 2022	<b>Rushing Average</b>	13.1 vs. San Diego St., Sep 30, 2022 11.3 at UNLV, Dec 02, 2023 10.1 vs. North Texas, Dec 17, 2022
<b>TD Passes</b>	5 at Mississippi St., Oct 26, 2024 4 vs. Utah St., Nov 25, 2022 2 vs. Ark.-Pine Bluff, Aug 29, 2024 ...5 more at 2.	<b>Rushing TDs</b>	2 vs. UAB, Sep 14, 2024 ...6 more at 2.
<b>Completion Percentage</b>	80.0 at UNLV, Dec 02, 2023 ...1 more at 80.0.		



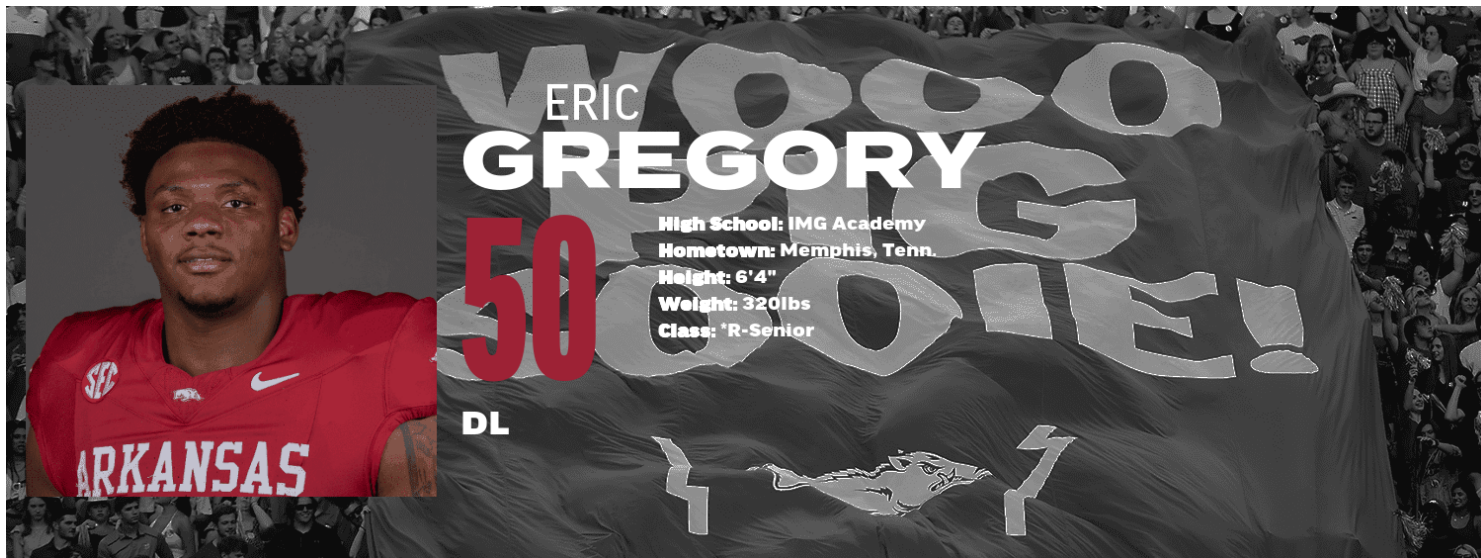
## Game 11: LA Tech

### 300-YARD PASSING GAMES (3): ALL

DATE	TEAM	NO.	YDS.	AVG.	LG	TD
10/29/22	COLORADO ST.	24	305	12.7	33	2
09/07/24	at Oklahoma St.	26	416	16.0	43	1
10/26/24	at Mississippi St.	23	314	13.7	36	5

### 2024 GAME-BY-GAME ALL STATISTICS (ARKANSAS)

DATE	OPPONENT	P/S	PASSING										RUSHING					SCORE	
			ATT	CMP	YDS	PCT	Y/A	Y/C	TD	INT	LG	SK/YD	RATE	ATT	YDS	LG	TD		W/L
08/29	Ark.-Pine Bluff	S	23	16	229	69.6	10.0	14.3	2	0	34	0/0	130.5	6	88	36	2	W	70-0
09/07	at Oklahoma St.	S	45	26	416	57.8	9.2	16.0	1	1	43	3/28	86.9	18	61	31	0	L	31-39
09/14	UAB	S	26	11	161	42.3	6.2	14.6	0	1	29	3/13	47.1	17	96	14	2	W	37-27
09/21	at Auburn	S	27	12	151	44.4	5.6	12.6	1	2	58	3/27	43.9	18	80	22	0	W	24-14
09/28	Texas A&M	S	41	23	279	56.1	6.8	12.1	1	1	75	3/19	75.2	13	6	24	0	L	17-21
10/05	Tennessee	S	27	19	266	70.4	9.9	14.0	0	0	30	1/8	101.8	9	-5	4	0	W	19-14
10/19	LSU	S	31	21	240	67.7	7.7	11.4	1	1	25	3/24	88.1	6	-10	7	0	L	10-34
10/26	at Mississippi St.	S	29	23	314	79.3	10.8	13.7	5	1	36	0/0	137.0	8	79	32	1	W	58-25
11/02	Ole Miss	S	14	10	158	71.4	11.3	15.8	0	0	43	5/23	108.6	10	16	14	0	L	31-63
11/16	Texas	S	25	17	149	68.0	6.0	8.8	0	1	25	6/48	66.9	16	-4	11	0	L	10-20
<b>2024 totals</b>			<b>10-10</b>	<b>288</b>	<b>178</b>	<b>2,363</b>	<b>61.8</b>	<b>8.2</b>	<b>13.3</b>	<b>11</b>	<b>8</b>	<b>75</b>	<b>27/190</b>	<b>88.9</b>	<b>121</b>	<b>407</b>	<b>36</b>	<b>5</b>	<b>5-5</b>



- ▶ In his sixth season in Fayetteville with 41 career starts
- ▶ Has played in 50 consecutive games, splitting time between defensive tackle and defensive end

- ▶ Recorded a career-best 1.5 sacks in win over No. 4 Tennessee (Oct. 5)
- ▶ Has recorded a sack in five consecutive seasons.
- ▶ Fall SEC Academic Honor Roll (2021, 2022)
- ▶ Four-star prospect by Rivals and ESPN

ALL DEFENSIVE STATISTICS

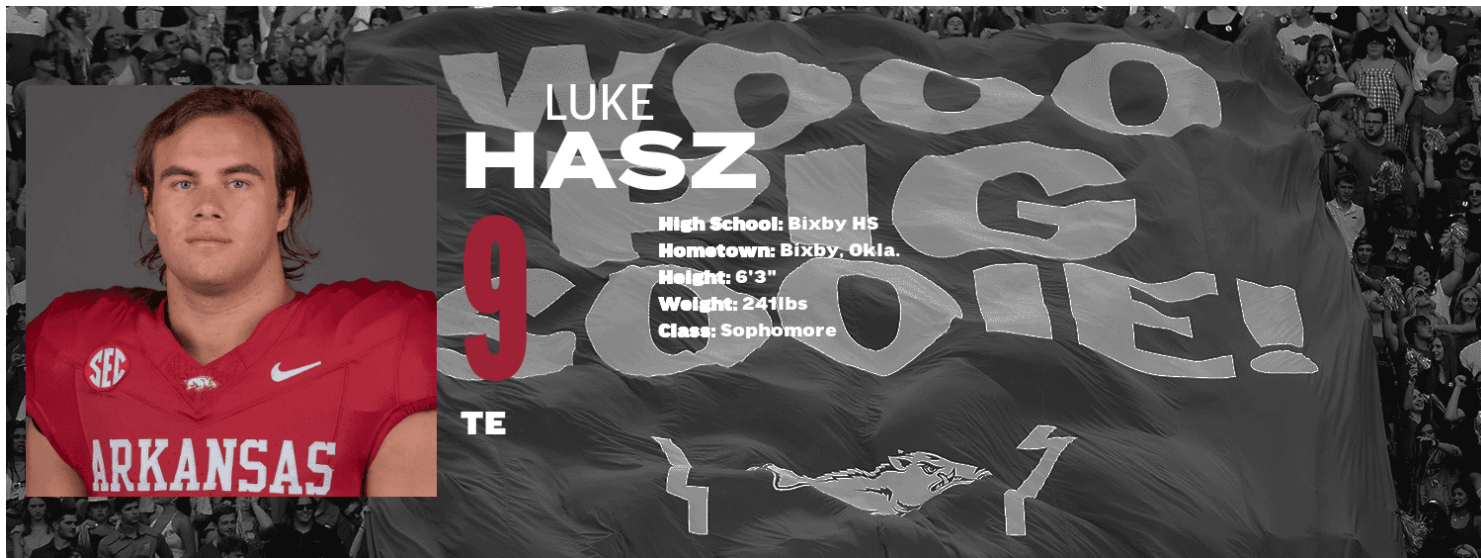
DATE	TEAM	GP	GS	TACKLES							INTERCEPTIONS						O. FUMB				ST				MISC					
				TK	S	A	TFL	YDS	SK	YDS	QH	NO	YDS	LG	TD	PD	FF	FR	TD	YDS	TK	S	A	FF	FR	S	A			
2019	Arkansas	2	0	4	1	3	0.0	0.0	0.0	0.0	0	0	0	0	0	0	0	0	0	0	0	0	0	0	0	0	0	0	0	0
2020	Arkansas	9	7	27	12	15	3.0	22.0	2.5	21.0	1	1	0	0	0	0	0	0	0	0	0	0	0	0	0	0	0	0	0	
2021	Arkansas	13	3	27	7	20	4.0	12.0	1.0	9.0	3	0	0	0	0	1	0	0	0	0	0	0	0	0	0	0	0	0	0	
2022	Arkansas	12	9	19	8	11	4.0	14.0	2.0	11.0	4	0	0	0	0	0	0	0	0	0	0	0	0	0	0	0	0	0	0	
2023	Arkansas	12	12	16	8	8	2.5	6.0	1.0	4.0	6	0	0	0	0	1	0	0	0	0	0	0	0	0	0	0	0	0	0	
2024	Arkansas	10	10	33	13	20	5.0	18.0	3.0	14.0	3	0	0	0	0	1	0	0	0	0	0	0	0	0	0	0	0	0	0	
<b>Totals</b>		<b>58</b>	<b>41</b>	<b>126</b>	<b>49</b>	<b>77</b>	<b>18.5</b>	<b>72.0</b>	<b>9.5</b>	<b>59.0</b>	<b>17</b>	<b>1</b>	<b>0</b>	<b>0</b>	<b>0</b>	<b>3</b>	<b>0</b>	<b>0</b>	<b>0</b>	<b>0</b>	<b>0</b>	<b>0</b>	<b>0</b>	<b>0</b>	<b>0</b>	<b>0</b>	<b>0</b>	<b>0</b>	<b>0</b>	

SINGLE-GAME HIGHS: DEFENSIVE

<b>Total Tackles</b>	6 at Mississippi St., Oct 26, 2024 ...1 more at 6.	<b>Passes Defensed</b>	1 vs. LSU, Oct 19, 2024 ...2 more at 1.
<b>Solo Tackles</b>	4 at Auburn, Oct 10, 2020 3 vs. Tennessee, Oct 05, 2024 ...1 more at 3.	<b>Tackles For Loss</b>	2 at Texas A&M, Sep 24, 2022 ...1 more at 2.
<b>Sacks</b>	1.5 vs. Tennessee, Oct 05, 2024 1.0 vs. Ark.-Pine Bluff, Aug 29, 2024 ...6 more at 1.0.	<b>Interceptions</b>	1 vs. Tennessee, Nov 07, 2020

2024 GAME-BY-GAME ALL STATISTICS (ARKANSAS)

DATE	OPPONENT	P/S	TACKLES							INTERCEPTIONS						O. FUMB				ST				MISC					
			TK	S	A	SK	YDS	TFL	YDS	QH	NO	YDS	LG	TD	PD	FF	FR	TD	YDS	TK	S	A	FF	FR	S	A	W/L	SCORE	
08/29	Ark.-Pine Bluff	S	2	1	1	1.0	6.0	1.5	7.0	0	0	0	0	0	0	0	0	0	0	0	0	0	0	0	0	0	0	W	70-0
09/07	at Oklahoma St.	S	2	0	2	0.0	0.0	0.0	0.0	0	0	0	0	0	0	0	0	0	0	0	0	0	0	0	0	0	0	L	31-39
09/14	UAB	S	5	1	4	0.0	0.0	0.0	0.0	1	0	0	0	0	0	0	0	0	0	0	0	0	0	0	0	0	W	37-27	
09/21	at Auburn	S	2	2	0	0.0	0.0	0.0	0.0	0	0	0	0	0	0	0	0	0	0	0	0	0	0	0	0	0	W	24-14	
09/28	Texas A&M	S	2	2	0	0.0	0.0	1.0	2.0	0	0	0	0	0	0	0	0	0	0	0	0	0	0	0	0	0	L	17-21	
10/05	Tennessee	S	5	3	2	1.5	7.0	1.5	7.0	0	0	0	0	0	0	0	0	0	0	0	0	0	0	0	0	0	W	19-14	
10/19	LSU	S	3	2	1	0.0	0.0	0.0	0.0	1	0	0	0	0	1	0	0	0	0	0	0	0	0	0	0	0	L	10-34	
10/26	at Mississippi St.	S	6	0	6	0.5	1.0	1.0	2.0	0	0	0	0	0	0	0	0	0	0	0	0	0	0	0	0	0	W	58-25	
11/02	Ole Miss	S	3	1	2	0.0	0.0	0.0	0.0	1	0	0	0	0	0	0	0	0	0	0	0	0	0	0	0	0	L	31-63	
11/16	Texas	S	3	1	2	0.0	0.0	0.0	0.0	0	0	0	0	0	0	0	0	0	0	0	0	0	0	0	0	0	L	10-20	
<b>2024 totals</b>		<b>10-10</b>	<b>33</b>	<b>13</b>	<b>20</b>	<b>3.0</b>	<b>14.0</b>	<b>5.0</b>	<b>18.0</b>	<b>3</b>	<b>0</b>	<b>0</b>	<b>0</b>	<b>0</b>	<b>1</b>	<b>0</b>	<b>0</b>	<b>0</b>	<b>0</b>	<b>0</b>	<b>0</b>	<b>0</b>	<b>0</b>	<b>0</b>	<b>0</b>	<b>0</b>	<b>5-5</b>		



- ▶ 2024 John Mackey Award Watch List
- ▶ 2024 Comeback Player of the Year Award Watch List
- ▶ Scored receiving touchdowns in consecutive games in both 2023 and 2024
- ▶ Named to The Athletic's Midseason Freshman All-America team (2023)

- ▶ Ranked first among all freshmen tight ends in receiving yards and ranked seventh among all FBS tight ends in receiving yards at the time of his injury.
- ▶ Earned John Mackey Tight End of the Week honors after registering six receptions for 116 yards and two touchdowns at LSU (Sept. 23).

ALL RUSHING/RECEIVING STATISTICS

DATE	TEAM	GP	GS	RECEIVING					RUSHING					
				NO.	YDS.	AVG.	LG	TD	NO.	YDS.	AVG.	LG	TD	
2023	Arkansas	5	5	16	253	15.8	59	3	0	0	0.0	0	0	0
2024	Arkansas	10	8	21	278	13.2	43	4	0	0	0.0	0	0	0
<b>Totals</b>		<b>15</b>	<b>13</b>	<b>37</b>	<b>531</b>	<b>14.4</b>	<b>59</b>	<b>7</b>	<b>0</b>	<b>0</b>	<b>0.0</b>	<b>0</b>	<b>0</b>	<b>0</b>

SINGLE-GAME HIGHS: RECEIVING

<b>Receptions</b>	6 at LSU, Sep 23, 2023 5 vs. Ole Miss, Nov 02, 2024 4 at Mississippi St., Oct 26, 2024 ...1 more at 4.	<b>Receiving TDs</b>	2 at Mississippi St., Oct 26, 2024 ...1 more at 2.
<b>Receiving Yards</b>	116 at LSU, Sep 23, 2023 78 vs. BYU, Sep 16, 2023 77 vs. Ole Miss, Nov 02, 2024	<b>All-Purpose Yards</b>	116 at LSU, Sep 23, 2023 78 vs. BYU, Sep 16, 2023 77 vs. Ole Miss, Nov 02, 2024
<b>Receiving Average</b>	19.5 vs. BYU, Sep 16, 2023 19.3 at LSU, Sep 23, 2023 15.4 vs. Ole Miss, Nov 02, 2024		

100-YARD RECEIVING GAMES (1): ALL

DATE	TEAM	NO.	YDS.	AVG.	LG	TD
09/23/23	at LSU	6	116	19.3	59	2

2024 GAME-BY-GAME ALL STATISTICS (ARKANSAS)

DATE	OPPONENT	P/S	RECEIVING					RUSHING					W/L	SCORE	
			NO.	YDS.	AVG.	LG	TD	NO.	YDS.	AVG.	LG	TD			
08/29	Ark.-Pine Bluff	S	3	42	14.0	20	0	0	0	0.0	0	0	0	W	70-0
09/07	at Oklahoma St.	S	2	46	23.0	43	1	0	0	0.0	0	0	0	L	31-39
09/14	UAB	S	0	0	0.0	0	0	0	0	0.0	0	0	0	W	37-27
09/21	at Auburn	S	1	3	3.0	3	0	0	0	0.0	0	0	0	W	24-14
09/28	Texas A&M	S	1	2	2.0	2	0	0	0	0.0	0	0	0	L	17-21
10/05	Tennessee	P	1	16	16.0	16	0	0	0	0.0	0	0	0	W	19-14
10/19	LSU	S	2	22	11.0	11	0	0	0	0.0	0	0	0	L	10-34
10/26	at Mississippi St.	S	4	59	14.8	30	2	0	0	0.0	0	0	0	W	58-25
11/02	Ole Miss	P	5	77	15.4	22	1	0	0	0.0	0	0	0	L	31-63
11/16	Texas	S	2	11	5.5	10	0	0	0	0.0	0	0	0	L	10-20
<b>2024 totals</b>		<b>10-8</b>	<b>21</b>	<b>278</b>	<b>13.2</b>	<b>43</b>	<b>4</b>	<b>0</b>	<b>0</b>	<b>0.0</b>	<b>0</b>	<b>0</b>	<b>0</b>	<b>5-5</b>	





- ▶ Transferred from Florida State to Florida A&M during the spring before arriving in Fayetteville.
- ▶ Rushed for 16 yards and scored a TD in win over UAPB (Aug. 29)
- ▶ Scored a TD and rushed for 16 yards vs. Ole Miss (Nov. 2).

- ▶ Rushed for a career-high 55 yards and a score on nine carries in his collegiate debut against Duquesne (Aug. 27, 2022)
- ▶ Four-star prospect rated No. 235 in ESPN300
- ▶ Also played basketball and ran track while at Bulloch Academy

ALL RUSHING/RECEIVING STATISTICS

DATE	TEAM	GP	GS	RUSHING					RECEIVING				
				NO.	YDS.	AVG.	LG	TD	NO.	YDS.	AVG.	LG	TD
2022	Florida St.	4	0	27	144	5.3	18	1	0	0	0.0	0	0
2023	Florida St.	13	0	50	190	3.8	19	1	5	83	16.6	48	0
2024	Arkansas	7	0	18	94	5.2	13	2	8	68	8.5	29	0
<b>Totals</b>		<b>24</b>	<b>0</b>	<b>95</b>	<b>428</b>	<b>4.5</b>	<b>19</b>	<b>4</b>	<b>13</b>	<b>151</b>	<b>11.6</b>	<b>48</b>	<b>0</b>

ALL RETURN STATISTICS

DATE	TEAM	RET.	KICKOFF RETURNS				PUNT RETURNS					
			YDS.	AVG.	LG	TD	NO.	FC	YDS.	AVG.	LG	TD
2022	Florida St.	0	0	0.0	0	0	0	0	0	0.0	0	0
2023	Florida St.	2	42	21.0	27	0	0	0	0	0.0	0	0
2024	Arkansas	1	16	16.0	16	0	0	0	0	0.0	0	0
<b>Totals</b>		<b>3</b>	<b>58</b>	<b>19.3</b>	<b>27</b>	<b>0</b>	<b>0</b>	<b>0</b>	<b>0</b>	<b>0.0</b>	<b>0</b>	<b>0</b>

SINGLE-GAME HIGHS: RUSHING/RECEIVING

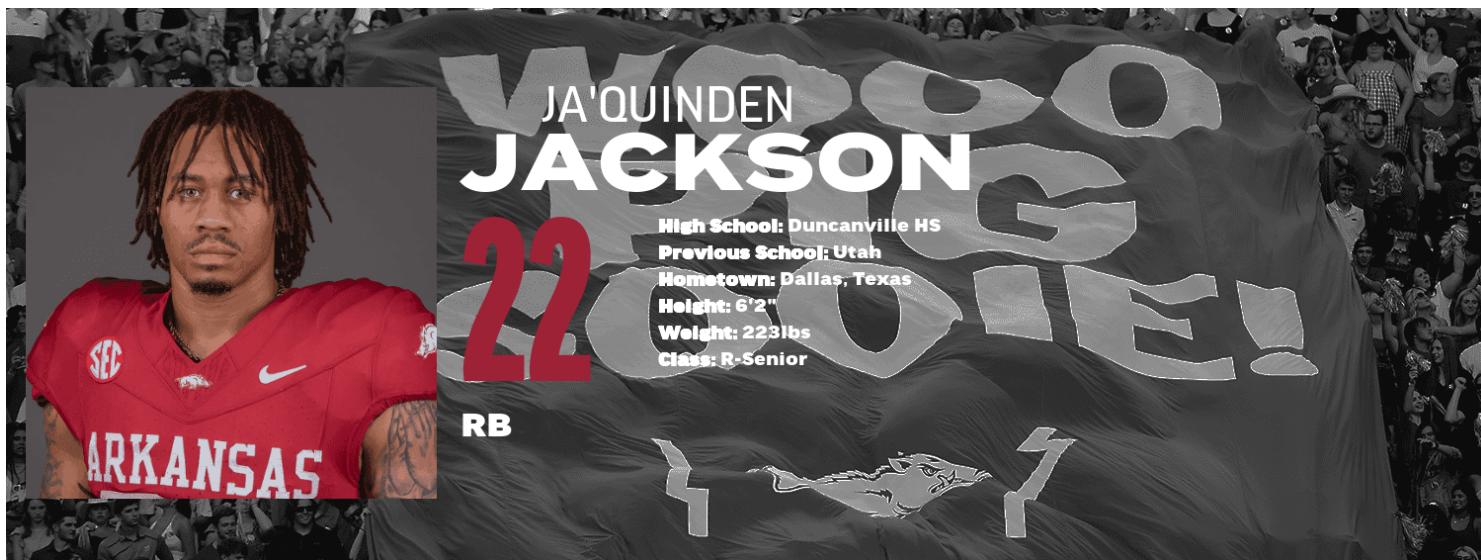
<b>Rush Attempts</b>	9 vs. Louisiana, Nov 19, 2022 ...1 more at 9.	<b>Receiving Yards</b>	47 at Pittsburgh, Nov 04, 2023 29 vs. Ole Miss, Nov 02, 2024 23 at Wake Forest, Oct 28, 2023
<b>Rushing Yards</b>	55 vs. Duquesne, Aug 27, 2022 42 at Boston College, Sep 16, 2023 41 vs. Georgia Tech, Oct 29, 2022	<b>Receiving Average</b>	3.0 at Oklahoma St., Sep 07, 2024
<b>Rushing Average</b>	6.1 vs. Duquesne, Aug 27, 2022 3.4 vs. Louisiana, Nov 19, 2022	<b>All-Purpose Yards</b>	72 vs. Duke, Oct 21, 2023 55 vs. Duquesne, Aug 27, 2022 52 at Pittsburgh, Nov 04, 2023
<b>Rushing TDs</b>	1 vs. Ole Miss, Nov 02, 2024 ...3 more at 1.	<b>Kickoff Returns</b>	2 vs. Duke, Oct 21, 2023 1 vs. UAB, Sep 14, 2024
<b>Receptions</b>	3 at Oklahoma St., Sep 07, 2024 2 vs. Ark.-Pine Bluff, Aug 29, 2024 ...1 more at 2.	<b>Kickoff Return Yards</b>	42 vs. Duke, Oct 21, 2023 16 vs. UAB, Sep 14, 2024



## Game 11: LA Tech

### 2024 GAME-BY-GAME ALL STATISTICS (ARKANSAS)

DATE	OPPONENT	P/S	NO.	RUSHING				RECEIVING				TD	W/L	SCORE
				YDS.	AVG.	LG	TD	NO.	YDS.	AVG.	LG			
08/29	Ark.-Pine Bluff	P	4	15	3.8	6	1	2	16	8.0	10	0	W	70-0
09/07	at Oklahoma St.	P	4	19	4.8	12	0	3	9	3.0	9	0	L	31-39
09/14	UAB	P	3	23	7.7	13	0	0	0	0.0	0	0	W	37-27
09/21	at Auburn	P	3	14	4.7	7	0	1	7	7.0	7	0	W	24-14
09/28	Texas A&M	P	1	7	7.0	7	0	0	0	0.0	0	0	L	17-21
10/05	Tennessee						DNP						W	19-14
10/19	LSU						DNP						L	10-34
10/26	at Mississippi St.						DNP						W	58-25
11/02	Ole Miss	P	3	16	5.3	8	1	1	29	29.0	29	0	L	31-63
11/16	Texas	P	0	0	0.0	0	0	1	7	7.0	7	0	L	10-20
<b>2024 totals</b>			<b>7-0</b>	<b>18</b>	<b>94</b>	<b>5.2</b>	<b>13</b>	<b>2</b>	<b>8</b>	<b>68</b>	<b>8.5</b>	<b>29</b>	<b>0</b>	<b>5-5</b>



JA'QUINDEN JACKSON

22

High School: Duncanville HS  
 Previous School: Utah  
 Hometown: Dallas, Texas  
 Height: 6'2"  
 Weight: 223lbs  
 Class: R-Senior

RB

- ▶ Has rushed for 11 touchdowns this season, the most by a Razorback since 2016
- ▶ First Arkansas RB since Knile Davis in 2010 to rush for a TD in six straight games
- ▶ Rushed for a career-high 149 yards and three touchdowns on 24 carries (6.2

- ypc) at No. 16 Oklahoma State (Sept. 7)
- ▶ Spent 2020 season at Texas before spending the 2021-23 seasons at Utah
- ▶ Played in 12 games with 11 starts in 2023 while leading the Utes in carries (161), rushing yards (797), rushing touchdowns (4) and 100-yard games (3)
- ▶ Saw action at quarterback, running back and on special teams during the 2022 season at Utah

ALL RUSHING/RECEIVING STATISTICS

DATE	TEAM	RUSHING							RECEIVING				
		GP	GS	NO.	YDS.	AVG.	LG	TD	NO.	YDS.	AVG.	LG	TD
2020	Texas	1	0	0	0	0.0	0	0	0	0	0.0	0	0
2021	Utah	4	0	6	30	5.0	10	1	0	0	0.0	0	0
2022	Utah	12	0	78	531	6.8	66	9	1	8	8.0	8	0
2023	Utah	13	11	161	797	5.0	54	4	9	53	5.9	18	0
2024	Arkansas	8	7	115	648	5.6	46	11	11	125	11.4	26	0
<b>Totals</b>		<b>38</b>	<b>18</b>	<b>360</b>	<b>2,006</b>	<b>5.6</b>	<b>66</b>	<b>25</b>	<b>21</b>	<b>186</b>	<b>8.9</b>	<b>26</b>	<b>0</b>

SINGLE-GAME HIGHS: RUSHING/RECEIVING

<b>Rush Attempts</b>	26 at Southern California, Oct 21, 2023 24 at Oklahoma St., Sep 07, 2024 22 at Auburn, Sep 21, 2024 ...1 more at 22.	<b>Receptions</b>	3 at Texas A&M, Sep 28, 2024 ...1 more at 3.
<b>Rushing Yards</b>	149 at Oklahoma St., Sep 07, 2024 147 vs. UAB, Sep 14, 2024 129 at Baylor, Sep 09, 2023	<b>Receiving Yards</b>	36 at Texas A&M, Sep 28, 2024 33 vs. Tennessee, Oct 05, 2024 24 at Arizona, Nov 18, 2023
<b>Rushing Average</b>	12.6 vs. Ark.-Pine Bluff, Aug 29, 2024 11.7 at Colorado, Nov 26, 2022 9.8 vs. UAB, Sep 14, 2024	<b>Receiving Average</b>	12.0 at Texas A&M, Sep 28, 2024 8.0 at Arizona, Nov 18, 2023
<b>Rushing TDs</b>	3 at Oklahoma St., Sep 07, 2024 ...1 more at 3.	<b>All-Purpose Yards</b>	170 at Oklahoma St., Sep 07, 2024 155 vs. UAB, Sep 14, 2024 140 at Baylor, Sep 09, 2023

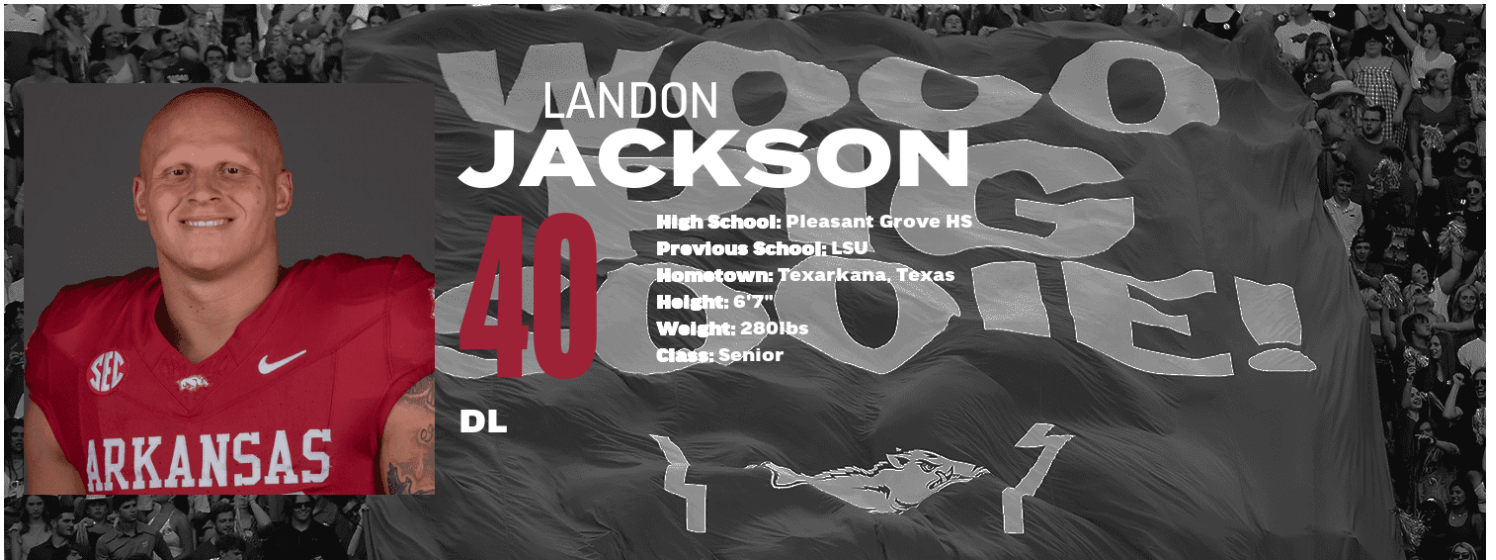
100-YARD RUSHING GAMES (8): ALL

DATE	TEAM	ATT.	YDS.	AVG.	LG	TD
11/26/22	at Colorado	10	117	11.7	66	3
12/02/22	at Southern California	13	105	8.1	53	2
09/09/23	at Baylor	19	129	6.8	44	0
10/21/23	at Southern California	26	117	4.5	26	0
11/04/23	ARIZONA ST.	13	111	8.5	54	1
08/29/24	ARK.-PINE BLUFF	8	101	12.6	46	2
09/07/24	at Oklahoma St.	24	149	6.2	26	3
09/14/24	UAB	15	147	9.8	28	1

## Game 11: LA Tech

### 2024 GAME-BY-GAME ALL STATISTICS (ARKANSAS)

DATE	OPPONENT	P/S	NO.	RUSHING				RECEIVING				TD	W/L	SCORE
				YDS.	AVG.	LG	TD	NO.	YDS.	AVG.	LG			
08/29	Ark.-Pine Bluff	S	8	101	12.6	46	2	2	20	10.0	14	0	W	70-0
09/07	at Oklahoma St.	S	24	149	6.2	26	3	2	21	10.5	13	0	L	31-39
09/14	UAB	S	15	147	9.8	28	1	1	8	8.0	8	0	W	37-27
09/21	at Auburn	S	22	75	3.4	10	2	0	0	0.0	0	0	W	24-14
09/28	Texas A&M	S	10	37	3.7	11	1	3	36	12.0	16	0	L	17-21
10/05	Tennessee	S	20	57	2.9	22	1	2	33	16.5	26	0	W	19-14
10/19	LSU	S	5	26	5.2	8	0	1	7	7.0	7	0	L	10-34
10/26	at Mississippi St.						DNP						W	58-25
11/02	Ole Miss						DNP						L	31-63
11/16	Texas	P	11	56	5.1	12	1	0	0	0.0	0	0	L	10-20
2024 totals		8-7	115	648	5.6	46	11	11	125	11.4	26	0	5-5	



# LANDON JACKSON

# 40

**High School:** Pleasant Grove HS  
**Previous School:** LSU  
**Hometown:** Texarkana, Texas  
**Height:** 6'7"  
**Weight:** 280lbs  
**Class:** Senior

**DL**

- ▶ 2024 Bronko Nagurski Trophy Watch List
- ▶ 2024 Chuck Bednarik Award Watch List
- ▶ 2024 Lombardi Award Watch List
- ▶ 2024 Walter Camp Second-Team Preseason All-American

- ▶ Only Razorback since 1997 with multiple games of 8+ tackles, 3+ TFL, and 2+ Sacks in his career
- ▶ 2023 First-Team All-SEC
- ▶ Led Arkansas in tackles for loss (13.5) and sacks (6.5) while making a career-best 44 total tackles in 2023

### ALL DEFENSIVE STATISTICS

DATE	TEAM	GP	GS	TK	S	A	TACKLES				INTERCEPTIONS					O. FUMB				ST			MISC												
							TFL	YDS	SK	YDS	QH	NO	YDS	LG	TD	PD	FF	FR	TD	YDS	TK	S	A	FF	FR	S	A								
2021	LSU	6	0	0	0	0	0.0	0.0	0.0	0.0	0	0	0	0	0	0	0	0	0	0	0	0	0	0	0	0	0	0	0	0	0	0	0	0	
2022	Arkansas	12	6	19	7	12	2.5	18.0	2.0	17.0	2	0	0	0	0	1	1	0	0	0	0	0	0	0	0	0	0	0	0	0	0	0	0	0	0
2023	Arkansas	12	12	44	22	22	13.5	78.0	6.5	54.0	2	0	0	0	0	1	0	0	0	0	0	0	0	0	0	0	0	0	0	0	0	0	0	0	0
2024	Arkansas	10	10	38	22	16	7.5	45.0	5.5	38.0	8	0	0	0	0	2	1	1	0	0	0	0	0	0	0	0	0	0	0	0	0	0	0	0	0
<b>Totals</b>		<b>40</b>	<b>28</b>	<b>101</b>	<b>51</b>	<b>50</b>	<b>23.5</b>	<b>141.0</b>	<b>14.0</b>	<b>109.0</b>	<b>12</b>	<b>0</b>	<b>0</b>	<b>0</b>	<b>0</b>	<b>4</b>	<b>2</b>	<b>1</b>	<b>0</b>	<b>0</b>	<b>0</b>	<b>0</b>	<b>0</b>	<b>0</b>	<b>0</b>	<b>0</b>	<b>0</b>	<b>0</b>	<b>0</b>	<b>0</b>	<b>0</b>	<b>0</b>	<b>0</b>	<b>0</b>	<b>0</b>

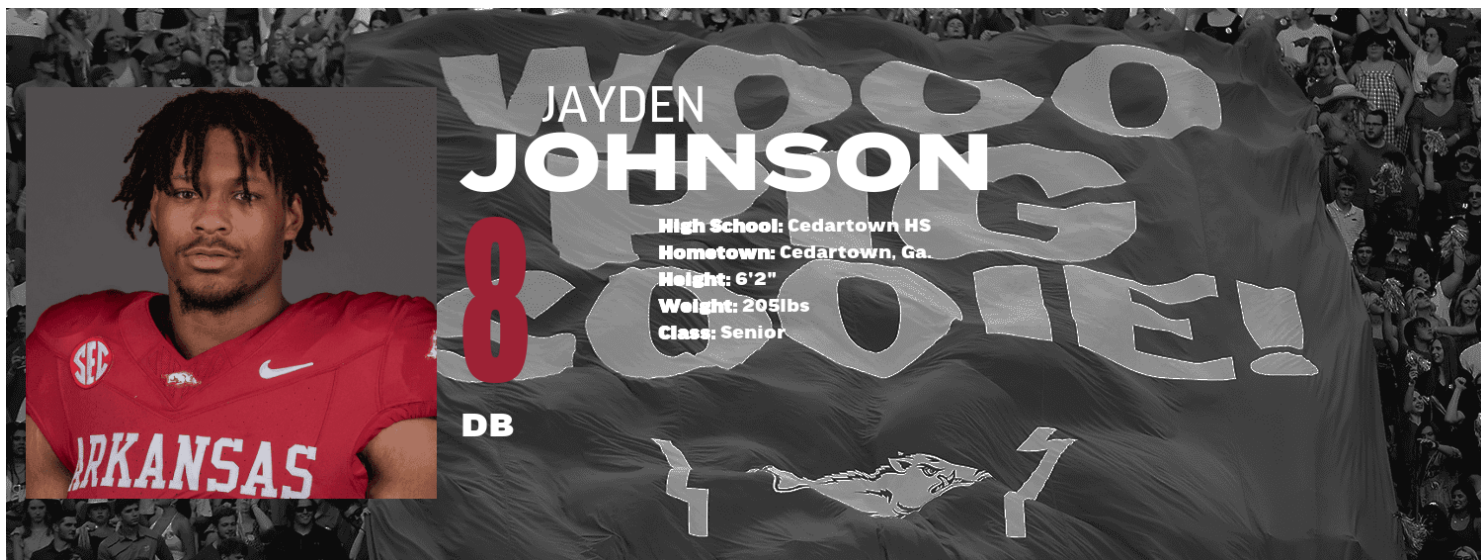
### SINGLE-GAME HIGHS: DEFENSIVE

<b>Total Tackles</b>	11 at Alabama, Oct 14, 2023 8 at Texas A&M, Sep 28, 2024 5 vs. Ole Miss, Nov 02, 2024 ...3 more at 5.	<b>Forced Fumbles</b>	1 at Mississippi St., Oct 26, 2024 ...1 more at 1.
<b>Solo Tackles</b>	7 at Alabama, Oct 14, 2023 6 at Texas A&M, Sep 28, 2024 4 vs. BYU, Sep 16, 2023	<b>Fumble Recoveries</b>	1 at Mississippi St., Oct 26, 2024
<b>Sacks</b>	3.5 at Alabama, Oct 14, 2023 2.0 at Texas A&M, Sep 28, 2024 1.0 vs. Texas, Nov 16, 2024 ...6 more at 1.0.	<b>Tackles For Loss</b>	3.5 at Alabama, Oct 14, 2023 3 at Texas A&M, Sep 28, 2024 ...1 more at 3.
<b>Passes Defensed</b>	2 vs. UAB, Sep 14, 2024 1 vs. Mississippi St., Oct 21, 2023 ...1 more at 1.		

### 2024 GAME-BY-GAME ALL STATISTICS (ARKANSAS)

DATE	OPPONENT	P/S	TACKLES				INTERCEPTIONS					O. FUMB				ST			MISC		W/L	SCORE																
			TK	S	A	SK	YDS	TFL	YDS	QH	NO	YDS	LG	TD	PD	FF	FR	TD	YDS	TK			S	A														
08/29	Ark.-Pine Bluff	S	1	1	0	0.0	0.0	1.0	1.0	2	0	0	0	0	0	0	0	0	0	0	0	0	0	0	0	0	0	0	0	0	0	0	0	0	0	0	W	70-0
09/07	at Oklahoma St.	S	2	1	1	0.0	0.0	0.0	0.0	0	0	0	0	0	0	0	0	0	0	0	0	0	0	0	0	0	0	0	0	0	0	0	0	0	0	0	L	31-39
09/14	UAB	S	5	3	2	0.0	0.0	0.0	0.0	0	0	0	0	0	2	0	0	0	0	0	0	0	0	0	0	0	0	0	0	0	0	0	0	0	0	0	W	37-27
09/21	at Auburn	S	3	2	1	0.0	0.0	0.0	0.0	0	0	0	0	0	0	0	0	0	0	0	0	0	0	0	0	0	0	0	0	0	0	0	0	0	0	0	W	24-14
09/28	Texas A&M	S	8	6	2	2.0	19.0	3.0	25.0	0	0	0	0	0	0	0	0	0	0	0	0	0	0	0	0	0	0	0	0	0	0	0	0	0	0	0	L	17-21
10/05	Tennessee	S	4	2	2	0.5	1.0	0.5	1.0	1	0	0	0	0	0	0	0	0	0	0	0	0	0	0	0	0	0	0	0	0	0	0	0	0	0	0	W	19-14
10/19	LSU	S	4	1	3	0.0	0.0	0.0	0.0	3	0	0	0	0	0	0	0	0	0	0	0	0	0	0	0	0	0	0	0	0	0	0	0	0	0	0	L	10-34
10/26	at Mississippi St.	S	3	2	1	1.0	6.0	1.0	6.0	0	0	0	0	0	0	1	1	0	0	0	0	0	0	0	0	0	0	0	0	0	0	0	0	0	0	0	W	58-25
11/02	Ole Miss	S	5	2	3	1.0	8.0	1.0	8.0	1	0	0	0	0	0	0	0	0	0	0	0	0	0	0	0	0	0	0	0	0	0	0	0	0	0	0	L	31-63
11/16	Texas	S	3	2	1	1.0	4.0	1.0	4.0	1	0	0	0	0	0	0	0	0	0	0	0	0	0	0	0	0	0	0	0	0	0	0	0	0	0	0	L	10-20
<b>2024 totals</b>		<b>10-10</b>	<b>38</b>	<b>22</b>	<b>16</b>	<b>5.5</b>	<b>38.0</b>	<b>7.5</b>	<b>45.0</b>	<b>8</b>	<b>0</b>	<b>0</b>	<b>0</b>	<b>0</b>	<b>2</b>	<b>1</b>	<b>1</b>	<b>0</b>	<b>0</b>	<b>0</b>	<b>0</b>	<b>0</b>	<b>0</b>	<b>0</b>	<b>0</b>	<b>0</b>	<b>0</b>	<b>0</b>	<b>0</b>	<b>0</b>	<b>0</b>	<b>0</b>	<b>0</b>	<b>0</b>	<b>0</b>	<b>5-5</b>		





- ▶ One of the more experienced players on the defense, with 44 games played and 29 career starts.
- ▶ Registered an interception in a win at Auburn (Sept. 21)
- ▶ Started all 12 games and racked up a new career-high 62 total tackles with 1.5 tackles for loss on the season (2023)

- ▶ Recorded his first career double-digit tackle game at Ole Miss (Oct. 7, 2023), tallying 11 total stops
- ▶ Saw action in 337 snaps, with 269 coming on defense and 68 on special teams as a freshman
- ▶ Saw time at quarterback, wide receiver, running back, cornerback and safety at Cedartown High School

ALL DEFENSIVE STATISTICS

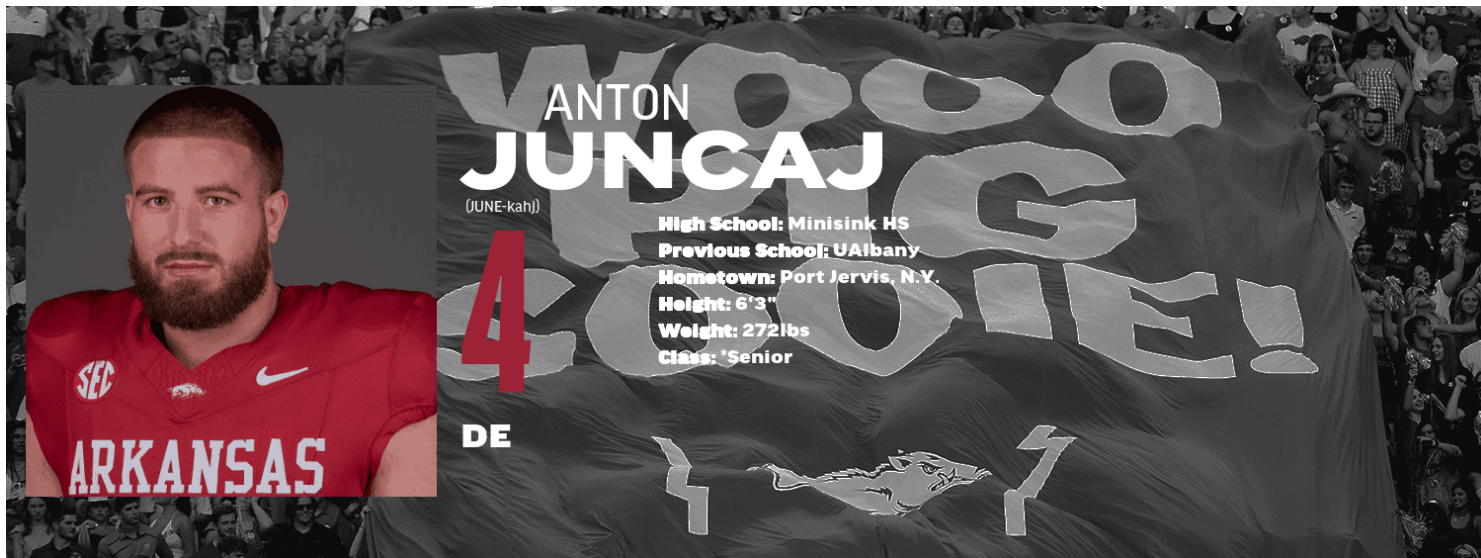
DATE	TEAM	GP	GS	TACKLES							INTERCEPTIONS					O. FUMB			ST			MISC					
				TK	S	A	TFL	YDS	SK	YDS	QH	NO	YDS	LG	TD	PD	FF	FR	TD	YDS	TK	S	A	FF	FR	S	A
2021	Arkansas	11	3	24	9	15	2.0	7.0	0.0	0.0	0	0	0	0	0	0	0	0	0	0	0	0	0	0	0	0	0
2022	Arkansas	11	6	30	16	14	1.0	6.0	1.0	6.0	1	0	0	0	0	0	1	0	0	0	0	0	0	0	0	0	0
2023	Arkansas	12	10	62	30	32	1.5	4.0	0.0	0.0	1	1	0	0	0	3	1	0	0	0	0	0	0	0	0	0	0
2024	Arkansas	10	10	47	23	24	3.0	9.0	1.0	5.0	0	1	10	10	0	4	1	0	0	0	0	0	0	0	0	0	0
Totals		44	29	163	78	85	7.5	26.0	2.0	11.0	2	2	10	10	0	7	3	0	0	0	0	0	0	0	0	0	0

SINGLE-GAME HIGHS: DEFENSIVE

<b>Total Tackles</b>	11 at Ole Miss, Oct 07, 2023 10 vs. UAB, Sep 14, 2024 8 at Mississippi St., Oct 26, 2024 ...3 more at 8.	<b>Forced Fumbles</b>	1 at Mississippi St., Oct 26, 2024 ...2 more at 1.
<b>Solo Tackles</b>	4 vs. LSU, Oct 19, 2024 ...5 more at 4.	<b>Tackles For Loss</b>	1 at Mississippi St., Oct 26, 2024 ...6 more at 1.
<b>Sacks</b>	1.0 at Mississippi St., Oct 26, 2024 ...1 more at 1.0.	<b>Interceptions</b>	1 at Auburn, Sep 21, 2024 ...1 more at 1.
<b>Passes Defensed</b>	2 at Alabama, Oct 14, 2023 1 at Mississippi St., Oct 26, 2024 ...4 more at 1.	<b>Interception Return Yards</b>	10 at Auburn, Sep 21, 2024

2024 GAME-BY-GAME ALL STATISTICS (ARKANSAS)

DATE	OPPONENT	P/S	TACKLES							INTERCEPTIONS					O. FUMB			ST			MISC		W/L	SCORE				
			TK	S	A	SK	YDS	TFL	YDS	QH	NO	YDS	LG	TD	PD	FF	FR	TD	YDS	TK	S	A			FF	FR	S	A
08/29	Ark.-Pine Bluff	S	2	1	1	0.0	0.0	0.0	0.0	0	0	0	0	0	0	0	0	0	0	0	0	0	0	0	0	0	W	70-0
09/07	at Oklahoma St.	S	4	3	1	0.0	0.0	0.0	0.0	0	0	0	0	1	0	0	0	0	0	0	0	0	0	0	0	0	L	31-39
09/14	UAB	S	10	4	6	0.0	0.0	1.0	1.0	0	0	0	0	0	0	0	0	0	0	0	0	0	0	0	0	W	37-27	
09/21	at Auburn	S	3	2	1	0.0	0.0	1.0	3.0	0	1	10	10	0	1	0	0	0	0	0	0	0	0	0	0	W	24-14	
09/28	Texas A&M	S	4	3	1	0.0	0.0	0.0	0.0	0	0	0	0	0	0	0	0	0	0	0	0	0	0	0	0	L	17-21	
10/05	Tennessee	S	3	1	2	0.0	0.0	0.0	0.0	0	0	0	0	1	0	0	0	0	0	0	0	0	0	0	0	W	19-14	
10/19	LSU	S	8	4	4	0.0	0.0	0.0	0.0	0	0	0	0	0	0	0	0	0	0	0	0	0	0	0	0	L	10-34	
10/26	at Mississippi St.	S	8	2	6	1.0	5.0	1.0	5.0	0	0	0	0	1	1	0	0	0	0	0	0	0	0	0	0	W	58-25	
11/02	Ole Miss	S	4	2	2	0.0	0.0	0.0	0.0	0	0	0	0	0	0	0	0	0	0	0	0	0	0	0	0	L	31-63	
11/16	Texas	S	1	1	0	0.0	0.0	0.0	0.0	0	0	0	0	0	0	0	0	0	0	0	0	0	0	0	0	L	10-20	
2024 totals			10-10	47	23	24	1.0	5.0	3.0	9.0	0	1	10	10	0	4	1	0	0	0	0	0	0	0	0	0	5-5	



ANTON  
**JUNCAJ**

(JUNE-kahj)

**4**

**DE**

**High School:** Minisink HS  
**Previous School:** UAlbany  
**Hometown:** Port Jervis, N.Y.  
**Height:** 6'3"  
**Weight:** 272lbs  
**Class:** Senior

- ▶ Transferred from Albany following 2023 season
- ▶ Made first Arkansas start and registered three tackles in a win at Mississippi State (Oct. 26)

- ▶ Recorded a TFL at Oklahoma State (Sept. 7)
- ▶ Led all of FCS with 15 sacks in 2023, the post by an FCS player since 2021
- ▶ 2024 National Preseason Newcomer of the Year (CFN)
- ▶ 2024 National Preseason Transfer of the Year (CFN)

ALL DEFENSIVE STATISTICS

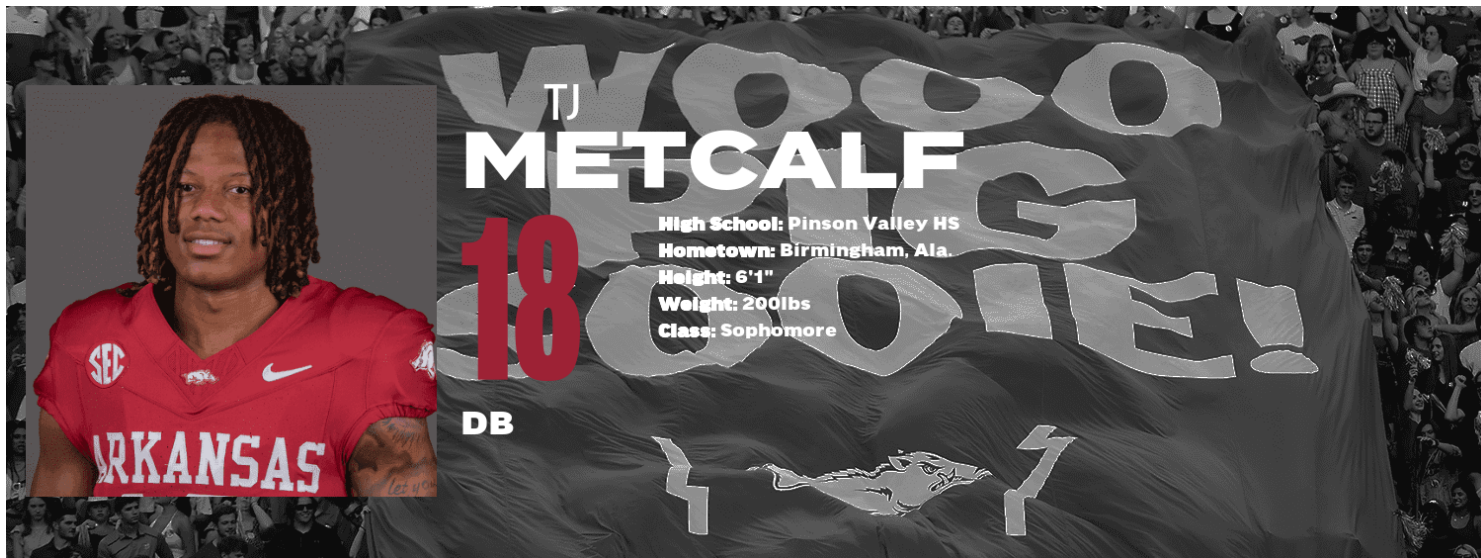
DATE	TEAM	GP	TACKLES										INTERCEPTIONS						O. FUMB				ST				MISC		
			GS	TK	S	A	TFL	YDS	SK	YDS	QH	NO	YDS	LG	TD	PD	FF	FR	TD	YDS	TK	S	A	FF	FR	S	A		
2019	Southern Conn. St.	9	7	40	24	16	7.5	59.0	5.5	37.0	4	0	0	0	0	0	2	0	0	0	0	0	0	0	0	0	0	0	0
2022	UAlbany	11	7	38	25	13	12.0	37.0	4.5	27.0	5	0	0	0	0	2	0	0	0	0	0	0	0	0	0	0	0	0	
2023	UAlbany	15	15	55	34	21	21.5	118.0	14.0	107.0	12	0	0	0	0	3	5	0	0	0	0	0	0	0	0	0	0	0	
2024	Arkansas	9	2	14	5	9	1.0	1.0	0.0	0.0	0	0	0	0	0	0	0	0	0	0	0	0	0	0	0	0	0	0	
<b>Totals</b>		<b>44</b>	<b>31</b>	<b>147</b>	<b>88</b>	<b>59</b>	<b>42.0</b>	<b>215.0</b>	<b>24.0</b>	<b>171.0</b>	<b>21</b>	<b>0</b>	<b>0</b>	<b>0</b>	<b>0</b>	<b>5</b>	<b>7</b>	<b>0</b>	<b>0</b>	<b>0</b>	<b>0</b>	<b>0</b>	<b>0</b>	<b>0</b>	<b>0</b>	<b>0</b>	<b>0</b>	<b>0</b>	

SINGLE-GAME HIGHS: DEFENSIVE

<b>Total Tackles</b>	8 at Towson, Oct 07, 2023 7 at Rhode Island, Nov 19, 2022 ...2 more at 7.	<b>Passes Defensed</b>	1 vs. Richmond, Dec 02, 2023 ...4 more at 1.
<b>Solo Tackles</b>	5 at Towson, Oct 07, 2023 ...4 more at 5.	<b>Forced Fumbles</b>	1 at Idaho, Dec 09, 2023 ...6 more at 1.
<b>Sacks</b>	3.0 vs. Fordham, Aug 26, 2023 2.5 at Stonehill, Nov 02, 2019 2.0 vs. Villanova, Sep 30, 2023 ...2 more at 2.0.	<b>Tackles For Loss</b>	4 vs. Fordham, Aug 26, 2023 3 at Villanova, Oct 22, 2022 2.5 at Towson, Oct 07, 2023 ...3 more at 2.5.

2024 GAME-BY-GAME ALL STATISTICS (ARKANSAS)

DATE	OPPONENT	P/S	TACKLES										INTERCEPTIONS						O. FUMB				ST				MISC		W/L	SCORE	
			TK	S	A	SK	YDS	TFL	YDS	QH	NO	YDS	LG	TD	PD	FF	FR	TD	YDS	TK	S	A	FF	FR	S	A					
08/29	Ark.-Pine Bluff	P	1	0	1	0.0	0.0	0.0	0	0	0	0	0	0	0	0	0	0	0	0	0	0	0	0	0	0	0	W	70-0		
09/07	at Oklahoma St.	P	1	1	0	0.0	0.0	1.0	1.0	0	0	0	0	0	0	0	0	0	0	0	0	0	0	0	0	0	L	31-39			
09/14	UAB	P	2	1	1	0.0	0.0	0.0	0.0	0	0	0	0	0	0	0	0	0	0	0	0	0	0	0	0	0	W	37-27			
09/21	at Auburn	P	2	2	0	0.0	0.0	0.0	0.0	0	0	0	0	0	0	0	0	0	0	0	0	0	0	0	0	0	W	24-14			
09/28	Texas A&M	P	2	1	1	0.0	0.0	0.0	0.0	0	0	0	0	0	0	0	0	0	0	0	0	0	0	0	0	0	L	17-21			
10/05	Tennessee	P	0	0	0	0.0	0.0	0.0	0.0	0	0	0	0	0	0	0	0	0	0	0	0	0	0	0	0	0	W	19-14			
10/19	LSU	P	1	0	1	0.0	0.0	0.0	0.0	0	0	0	0	0	0	0	0	0	0	0	0	0	0	0	0	0	L	10-34			
10/26	at Mississippi St.	S	3	0	3	0.0	0.0	0.0	0.0	0	0	0	0	0	0	0	0	0	0	0	0	0	0	0	0	0	W	58-25			
11/02	Ole Miss	S	2	0	2	0.0	0.0	0.0	0.0	0	0	0	0	0	0	0	0	0	0	0	0	0	0	0	0	0	L	31-63			
11/16	Texas																										L	10-20			
												DNP																			
<b>2024 totals</b>		<b>9-2</b>	<b>14</b>	<b>5</b>	<b>9</b>	<b>0.0</b>	<b>0.0</b>	<b>1.0</b>	<b>1.0</b>	<b>0</b>	<b>0</b>	<b>0</b>	<b>0</b>	<b>0</b>	<b>0</b>	<b>0</b>	<b>0</b>	<b>0</b>	<b>0</b>	<b>0</b>	<b>0</b>	<b>0</b>	<b>0</b>	<b>0</b>	<b>0</b>	<b>0</b>	<b>0</b>	<b>5-5</b>			



- ▶ Played a role in four of the Hogs' five takeaways with two interceptions, a forced fumble and a pass breakup at Auburn (Sept. 21)
- ▶ Recorded first career interception against UAB (Sept. 14)

- ▶ Recorded a career-high 12 tackles at Oklahoma State (Sept. 7)
- ▶ Has already eclipsed his 2023 tackle total of 15
- ▶ Made first career start and registered two tackles against UAPB (Aug. 29)
- ▶ Brother Tevis is a freshman on the team

ALL DEFENSIVE STATISTICS

DATE	TEAM	GP	GS	TK	S	A	TACKLES					INTERCEPTIONS					O. FUMB				ST				MISC							
							TFL	YDS	SK	YDS	QH	NO	YDS	LG	TD	PD	FF	FR	TD	YDS	TK	S	A	FF	FR	S	A					
2023	Arkansas	12	0	15	9	6	0.0	0.0	0.0	0.0	0	0	0	0	0	0	0	0	1	0	0	0	0	0	0	0	0	0	0	0	0	0
2024	Arkansas	10	9	47	24	23	0.0	0.0	0.0	0.0	0	3	44	23	0	5	1	0	0	0	0	0	0	0	0	0	0	0	0	0	0	
<b>Totals</b>		<b>22</b>	<b>9</b>	<b>62</b>	<b>33</b>	<b>29</b>	<b>0.0</b>	<b>0.0</b>	<b>0.0</b>	<b>0.0</b>	<b>0</b>	<b>3</b>	<b>44</b>	<b>23</b>	<b>0</b>	<b>5</b>	<b>1</b>	<b>1</b>	<b>0</b>	<b>0</b>	<b>0</b>	<b>0</b>	<b>0</b>	<b>0</b>	<b>0</b>	<b>0</b>	<b>0</b>	<b>0</b>	<b>0</b>	<b>0</b>		

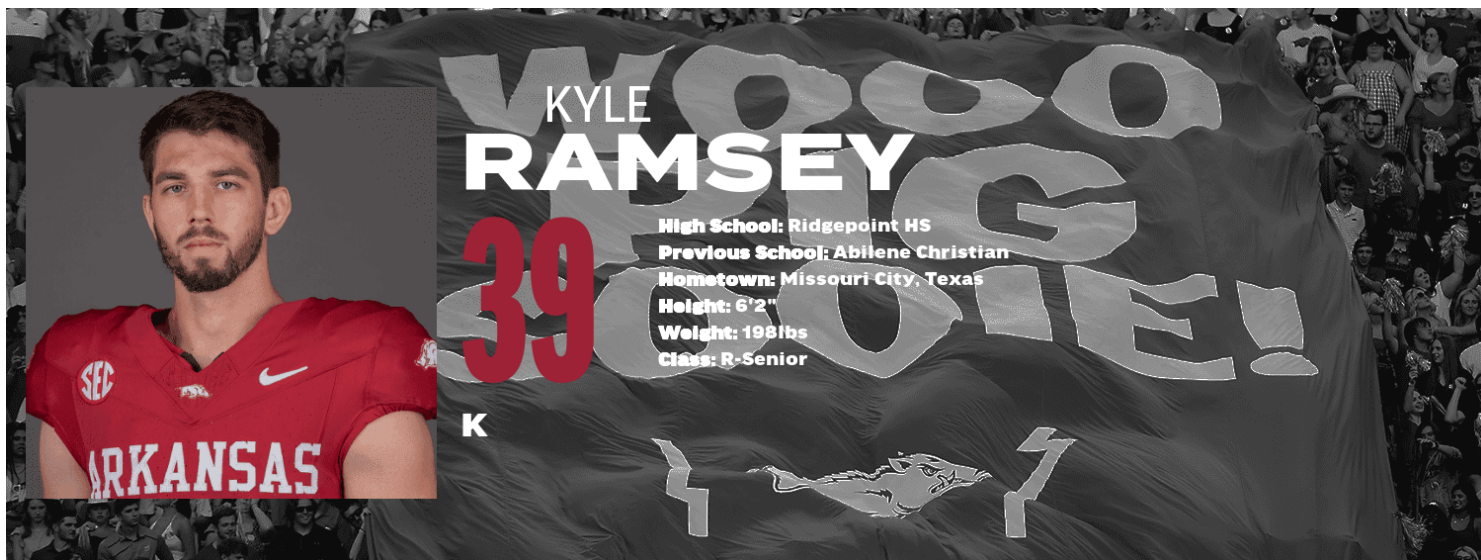
SINGLE-GAME HIGHS: DEFENSIVE

<b>Total Tackles</b>	12 at Oklahoma St., Sep 07, 2024 7 vs. Tennessee, Oct 05, 2024 ...1 more at 7.	<b>Fumble Recoveries</b>	1 vs. Western Caro., Sep 02, 2023
<b>Solo Tackles</b>	6 at Oklahoma St., Sep 07, 2024 5 vs. UAB, Sep 14, 2024 4 at Auburn, Sep 21, 2024 ...1 more at 4.	<b>Interceptions</b>	2 at Auburn, Sep 21, 2024 1 vs. UAB, Sep 14, 2024
<b>Passes Defensed</b>	2 at Auburn, Sep 21, 2024 1 vs. Texas, Nov 16, 2024 ...2 more at 1.	<b>Interception Return Yards</b>	23 vs. UAB, Sep 14, 2024 21 at Auburn, Sep 21, 2024
<b>Forced Fumbles</b>	1 at Auburn, Sep 21, 2024		

2024 GAME-BY-GAME ALL STATISTICS (ARKANSAS)

DATE	OPPONENT	P/S	TK	S	A	TACKLES					INTERCEPTIONS					O. FUMB				ST				MISC		SCORE					
						TFL	YDS	QH	NO	YDS	LG	TD	PD	FF	FR	TD	YDS	TK	S	A	FF	FR	S	A	W/L						
08/29	Ark.-Pine Bluff	S	2	2	0	0.0	0.0	0.0	0.0	0	0	0	0	0	0	0	0	0	0	0	0	0	0	0	0	0	0	0	0	W	70-0
09/07	at Oklahoma St.	S	12	6	6	0.0	0.0	0.0	0.0	0	0	0	0	0	0	0	0	0	0	0	0	0	0	0	0	0	0	0	0	L	31-39
09/14	UAB	S	7	5	2	0.0	0.0	0.0	0.0	0	1	23	23	0	0	0	0	0	0	0	0	0	0	0	0	0	0	0	0	W	37-27
09/21	at Auburn	S	5	4	1	0.0	0.0	0.0	0.0	0	2	21	21	0	2	1	0	0	0	0	0	0	0	0	0	0	0	0	0	W	24-14
09/28	Texas A&M	S	3	2	1	0.0	0.0	0.0	0.0	0	0	0	0	0	1	0	0	0	0	0	0	0	0	0	0	0	0	0	0	L	17-21
10/05	Tennessee	S	7	3	4	0.0	0.0	0.0	0.0	0	0	0	0	0	0	0	0	0	0	0	0	0	0	0	0	0	0	0	0	W	19-14
10/19	LSU	S	1	0	1	0.0	0.0	0.0	0.0	0	0	0	0	0	0	0	0	0	0	0	0	0	0	0	0	0	0	0	0	L	10-34
10/26	at Mississippi St.	S	2	0	2	0.0	0.0	0.0	0.0	0	0	0	0	0	0	0	0	0	0	0	0	0	0	0	0	0	0	0	0	W	58-25
11/02	Ole Miss	S	6	1	5	0.0	0.0	0.0	0.0	0	0	0	0	0	1	0	0	0	0	0	0	0	0	0	0	0	0	0	0	L	31-63
11/16	Texas	P	2	1	1	0.0	0.0	0.0	0.0	0	0	0	0	0	1	0	0	0	0	0	0	0	0	0	0	0	0	0	0	L	10-20
<b>2024 totals</b>		<b>10-9</b>	<b>47</b>	<b>24</b>	<b>23</b>	<b>0.0</b>	<b>0.0</b>	<b>0.0</b>	<b>0.0</b>	<b>0</b>	<b>3</b>	<b>44</b>	<b>23</b>	<b>0</b>	<b>5</b>	<b>1</b>	<b>0</b>	<b>0</b>	<b>0</b>	<b>0</b>	<b>0</b>	<b>0</b>	<b>0</b>	<b>0</b>	<b>0</b>	<b>0</b>	<b>0</b>	<b>0</b>	<b>0</b>	<b>5-5</b>	





- ▶ Transferred to Arkansas from Abilene Christian, where he spent the 2023 season
- ▶ Made a 51-yard field goal in win over UAB (Sept. 14)
- ▶ Made a 45-yard field goal to force OT at Oklahoma State (Sept. 7)

- ▶ Spent 2019-22 seasons at Houston
- ▶ College Sports Communicators Academic All-District Team (2022)

ALL KICKING STATISTICS

DATE	TEAM	GP	FGM	FGA	PCT.	LG	XP	XPA	PCT.	BLK	PTS
2023	Abilene Christian	11	13	14	92.9	54	28	29	96.6	0	67
2024	Arkansas	6	7	12	58.3	51	23	23	100.0	0	44
Totals		17	20	26	76.9	54	51	52	98.1	0	111

ALL FIELD-GOAL ACCURACY STATISTICS

DATE	TEAM	1-19	PCT.	20-29	PCT.	30-39	PCT.	40-49	PCT.	50+	PCT.
2023	Abilene Christian	0-0	0.0	1-1	100.0	2-2	100.0	7-7	100.0	3-4	75.0
2024	Arkansas	0-0	0.0	2-2	100.0	0-0	0.0	4-9	44.4	1-1	100.0
Totals		0-0	0.0	3-3	100.0	2-2	100.0	11-16	68.8	4-5	80.0

SINGLE-GAME HIGHS: KICKER

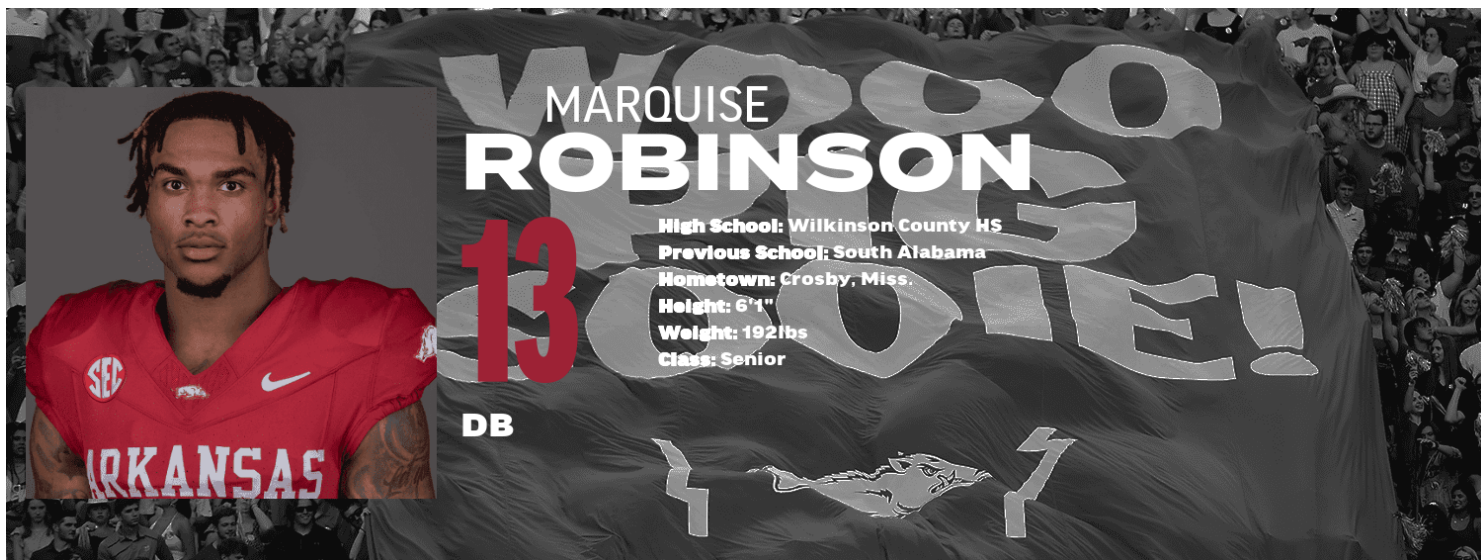
<b>Field Goals Made</b>	3 vs. UAB, Sep 14, 2024 ...1 more at 3.	<b>Points</b>	13 vs. UAB, Sep 14, 2024 12 vs. North Ala., Oct 14, 2023
<b>Field Goal Attempts</b>	4 vs. UAB, Sep 14, 2024 3 at Oklahoma St., Sep 07, 2024 ...1 more at 3.	<b>Kickoff Average</b>	10 vs. Ark.-Pine Bluff, Aug 29, 2024 ...1 more at 10.
<b>Longest Field Goals Made</b>	54 vs. North Ala., Oct 14, 2023 ...1 more at 54.	<b>Extra Point Attempt Percentage</b>	65.0 at SFA, Oct 21, 2023 ...1 more at 65.0.
<b>PATs Made</b>	10 vs. Ark.-Pine Bluff, Aug 29, 2024 6 at Prairie View, Sep 09, 2023 4 vs. UAB, Sep 14, 2024 ...3 more at 4.	<b>Field Goal Percentage</b>	100.0 vs. Ark.-Pine Bluff, Aug 29, 2024 ...1 more at 100.0.
<b>PAT Attempts</b>	10 vs. Ark.-Pine Bluff, Aug 29, 2024 6 at Prairie View, Sep 09, 2023 4 vs. UAB, Sep 14, 2024 ...4 more at 4.	<b>Touchbacks</b>	75.0 vs. UAB, Sep 14, 2024 7 at SFA, Oct 21, 2023 ...1 more at 7.



## Game 11: LA Tech

### 2024 GAME-BY-GAME ALL STATISTICS (ARKANSAS)

DATE	OPPONENT		FIELD GOALS			LG	EXTRA POINTS			BLK	PTS	W/L	SCORE
			FGM	FGA	PCT		XP	XPA	PCT				
08/29	Ark.-Pine Bluff	P	0	0	0.0	0	10	10	100.0	0	10	W	70-0
09/07	at Oklahoma St.	P	1	3	33.3	45	4	4	100.0	0	7	L	31-39
09/14	UAB	P	3	4	75.0	51	4	4	100.0	0	13	W	37-27
09/21	at Auburn	P	1	2	50.0	43	3	3	100.0	0	6	W	24-14
09/28	Texas A&M	P	1	1	100.0	45	2	2	100.0	0	5	L	17-21
10/05	Tennessee	P	1	2	50.0	20	0	0	0.0	0	3	W	19-14
10/19	LSU						DNP					L	10-34
10/26	at Mississippi St.						DNP					W	58-25
11/02	Ole Miss						DNP					L	31-63
11/16	Texas						DNP					L	10-20
2024 totals			6	7	12	58.3	51	23	23	100.0	0	44	5-5



# MARQUISE ROBINSON

# 13

DB

**High School:** Wilkinson County HS  
**Previous School:** South Alabama  
**Hometown:** Crosby, Miss.  
**Height:** 6'1"  
**Weight:** 192 lbs  
**Class:** Senior

- ▶ Transferred from South Alabama following the 2023 season
- ▶ Recorded a career-high eight tackles and two pass breakups in a loss vs. LSU (Oct. 19)
- ▶ Picked off his first pass of the season in an upset win at Oklahoma State

- (Sept. 16, 2023)
- ▶ Posted a season-best six tackles twice against Louisiana (Oct. 1, 2022) and ULM (Oct. 15, 2022)
- ▶ Spent freshman year at Southwest Mississippi Community College
- ▶ Ranked nationally as a top-10 junior college cornerback

### ALL DEFENSIVE STATISTICS

DATE	TEAM	GP	GS	TACKLES				INTERCEPTIONS						O. FUMB				ST				MISC						
				TK	S	A	TFL	YDS	SK	YDS	QH	NO	YDS	LG	TD	PD	FF	FR	TD	YDS	TK	S	A	FF	FR	S	A	
2022	South Alabama	11	9	28	15	13	0.0	0.0	0.0	0.0	0	0	0	0	0	2	0	0	0	0	0	0	0	0	0	0	0	0
2023	South Alabama	12	12	36	21	15	2.5	6.0	0.0	0.0	0	3	42	24	0	3	0	1	0	25	0	0	0	0	0	0	0	
2024	Arkansas	9	8	29	15	14	0.0	0.0	0.0	0.0	0	0	0	0	7	0	0	0	0	0	0	0	0	0	0	0		
<b>Totals</b>		<b>32</b>	<b>29</b>	<b>93</b>	<b>51</b>	<b>42</b>	<b>2.5</b>	<b>6.0</b>	<b>0.0</b>	<b>0.0</b>	<b>0</b>	<b>3</b>	<b>42</b>	<b>24</b>	<b>0</b>	<b>12</b>	<b>0</b>	<b>1</b>	<b>0</b>	<b>25</b>	<b>0</b>	<b>0</b>	<b>0</b>	<b>0</b>	<b>0</b>	<b>0</b>	<b>0</b>	

### SINGLE-GAME HIGHS: DEFENSIVE

<b>Total Tackles</b>	9 vs. LSU, Oct 19, 2024 6 vs. ULM, Oct 15, 2022 ...1 more at 6.	<b>Interceptions</b>	1 vs. Eastern Mich., Dec 23, 2023 ...2 more at 1.
<b>Solo Tackles</b>	6 vs. LSU, Oct 19, 2024 4 at Texas St., Nov 25, 2023 3 vs. Ole Miss, Nov 02, 2024 ...2 more at 3.	<b>Interception Return Yards</b>	24 at Oklahoma St., Sep 16, 2023 18 vs. Eastern Mich., Dec 23, 2023
<b>Passes Defensed</b>	3 vs. Eastern Mich., Dec 23, 2023 2 vs. LSU, Oct 19, 2024 ...1 more at 2.	<b>Longest Opponent's Fumble Return</b>	25 at Texas St., Nov 25, 2023
<b>Fumble Recoveries</b>	1 at Texas St., Nov 25, 2023	<b>Longest Own Fumble Return</b>	25 at Texas St., Nov 25, 2023
<b>Tackles For Loss</b>	1 vs. Eastern Mich., Dec 23, 2023 0.5 at Texas St., Nov 25, 2023 ...2 more at 0.5.		

### 2024 GAME-BY-GAME ALL STATISTICS (ARKANSAS)

DATE	OPPONENT	P/S	TACKLES				INTERCEPTIONS						O. FUMB				ST				MISC		SCORE					
			TK	S	A	SK	YDS	TFL	YDS	QH	NO	YDS	LG	TD	PD	FF	FR	TD	YDS	TK	S	A		FF	FR	S	A	W/L
08/29	Ark.-Pine Bluff	S	0	0	0	0.0	0.0	0.0	0.0	0	0	0	0	0	1	0	0	0	0	0	0	0	0	0	0	0	W	70-0
09/07	at Oklahoma St.														DNP											L	31-39	
09/14	UAB	S	4	0	4	0.0	0.0	0.0	0.0	0	0	0	0	0	0	0	0	0	0	0	0	0	0	0	0	0	W	37-27
09/21	at Auburn	S	1	1	0	0.0	0.0	0.0	0.0	0	0	0	0	0	1	0	0	0	0	0	0	0	0	0	0	0	W	24-14
09/28	Texas A&M	S	2	2	0	0.0	0.0	0.0	0.0	0	0	0	0	0	2	0	0	0	0	0	0	0	0	0	0	0	L	17-21
10/05	Tennessee	S	5	2	3	0.0	0.0	0.0	0.0	0	0	0	0	0	0	0	0	0	0	0	0	0	0	0	0	0	W	19-14
10/19	LSU	S	9	6	3	0.0	0.0	0.0	0.0	0	0	0	0	0	2	0	0	0	0	0	0	0	0	0	0	0	L	10-34
10/26	at Mississippi St.	S	4	0	4	0.0	0.0	0.0	0.0	0	0	0	0	0	1	0	0	0	0	0	0	0	0	0	0	0	W	58-25
11/02	Ole Miss	S	3	3	0	0.0	0.0	0.0	0.0	0	0	0	0	0	0	0	0	0	0	0	0	0	0	0	0	0	L	31-63
11/16	Texas	P	1	1	0	0.0	0.0	0.0	0.0	0	0	0	0	0	0	0	0	0	0	0	0	0	0	0	0	0	L	10-20
<b>2024 totals</b>		<b>9-8</b>	<b>29</b>	<b>15</b>	<b>14</b>	<b>0.0</b>	<b>0.0</b>	<b>0.0</b>	<b>0.0</b>	<b>0</b>	<b>0</b>	<b>0</b>	<b>0</b>	<b>0</b>	<b>7</b>	<b>0</b>	<b>0</b>	<b>0</b>	<b>0</b>	<b>0</b>	<b>0</b>	<b>0</b>	<b>0</b>	<b>0</b>	<b>0</b>	<b>0</b>	<b>5-5</b>	



- ▶ Rated a consensus Top 25 running back nationally out of high school
- ▶ Became the first freshman to rush for 175+ yards in a game since Darren McFadden in 2005 (Oct. 26)

- ▶ Scored rushing touchdowns in wins over UAB and UAPB
- ▶ Third freshman running back to rush for multiple touchdowns in a season during the Sam Pittman era (2020-present)
- ▶ Registered 167 carries for 1,359 yards and two touchdowns as a senior

ALL RUSHING/RECEIVING STATISTICS

DATE	TEAM	GP	GS	RUSHING					RECEIVING				
				NO.	YDS.	AVG.	LG	TD	NO.	YDS.	AVG.	LG	TD
2024	Arkansas	9	2	47	304	6.5	75	2	3	18	6.0	11	0
Totals		9	2	47	304	6.5	75	2	3	18	6.0	11	0

SINGLE-GAME HIGHS: RUSHING/RECEIVING

<b>Rush Attempts</b>	16 at Mississippi St., Oct 26, 2024 9 at Auburn, Sep 21, 2024 8 vs. Tennessee, Oct 05, 2024	<b>Receptions</b>	1 at Mississippi St., Oct 26, 2024 ...2 more at 1.
<b>Rushing Yards</b>	175 at Mississippi St., Oct 26, 2024 62 vs. Tennessee, Oct 05, 2024 23 vs. Ark.-Pine Bluff, Aug 29, 2024	<b>Receiving Yards</b>	11 at Mississippi St., Oct 26, 2024 7 at Auburn, Sep 21, 2024
<b>Rushing Average</b>	10.9 at Mississippi St., Oct 26, 2024 7.8 vs. Tennessee, Oct 05, 2024 2.4 at Auburn, Sep 21, 2024	<b>All-Purpose Yards</b>	186 at Mississippi St., Oct 26, 2024 62 vs. Tennessee, Oct 05, 2024 29 at Auburn, Sep 21, 2024
<b>Rushing TDs</b>	1 vs. UAB, Sep 14, 2024 ...1 more at 1.		

100-YARD RUSHING GAMES (1): ALL

DATE	TEAM	ATT.	YDS.	AVG.	LG	TD
10/26/24	at Mississippi St.	16	175	10.9	75	0

2024 GAME-BY-GAME ALL STATISTICS (ARKANSAS)

DATE	OPPONENT	P/S	RUSHING					RECEIVING					W/L	SCORE	
			NO.	YDS.	AVG.	LG	TD	NO.	YDS.	AVG.	LG	TD			
08/29	Ark.-Pine Bluff	P	3	23	7.7	11	1	0	0	0.0	0	0	0	W	70-0
09/07	at Oklahoma St.	P	0	0	0.0	0	0	0	0	0.0	0	0	0	L	31-39
09/14	UAB	P	1	2	2.0	2	1	0	0	0.0	0	0	0	W	37-27
09/21	at Auburn	P	9	22	2.4	14	0	1	7	7.0	7	0	0	W	24-14
09/28	Texas A&M	P	3	15	5.0	7	0	0	0	0.0	0	0	0	L	17-21
10/05	Tennessee	S	8	62	7.8	24	0	0	0	0.0	0	0	0	W	19-14
10/19	LSU	P	3	3	1.0	3	0	1	0	0.0	0	0	0	L	10-34
10/26	at Mississippi St.	S	16	175	10.9	75	0	1	11	11.0	11	0	0	W	58-25
11/02	Ole Miss	P	4	2	0.5	5	0	0	0	0.0	0	0	0	L	31-63
11/16	Texas							DNP					0	L	10-20
2024 totals			9-2	47	304	6.5	75	2	3	18	6.0	11	0	5-5	





- ▶ 2024 Second-Team Preseason All-SEC (CFN, Phil Steele)
- ▶ 2024 Jet Award Watch List
- ▶ Scored on a 58-yard TD pass from Taylen Green in win at Auburn (Sept. 21)
- ▶ 2023 Freshman (All-SEC Coaches)

- ▶ Led the team with 837 all-purpose yards, including four games 100-yard games in 2023
- ▶ His 23 kick returns are tied for sixth in a single season by a Razorback in school history with his 500 kick return yards ranked 10th (2023)

ALL RUSHING/RECEIVING STATISTICS

DATE	TEAM	GP	GS	RECEIVING					RUSHING				
				NO.	YDS.	AVG.	LG	TD	NO.	YDS.	AVG.	LG	TD
2022	Arkansas	4	0	2	12	6.0	10	0	0	0	0.0	0	0
2023	Arkansas	12	1	15	129	8.6	35	2	1	28	28.0	28	0
2024	Arkansas	10	8	31	431	13.9	58	1	1	15	15.0	15	0
Totals		26	9	48	572	11.9	58	3	2	43	21.5	28	0

ALL RETURN STATISTICS

DATE	TEAM	RET.	KICKOFF RETURNS					PUNT RETURNS				
			YDS.	AVG.	LG	TD	NO.	FC	YDS.	AVG.	LG	TD
2022	Arkansas	0	0	0.0	0	0	0	0	0	0.0	0	0
2023	Arkansas	23	500	21.7	36	0	15	0	180	12.0	88	1
2024	Arkansas	2	46	23.0	30	0	6	0	47	7.8	33	0
Totals		25	546	21.8	36	0	21	0	227	10.8	88	1

SINGLE-GAME HIGHS: RUSHING/RECEIVING

<b>Rush Attempts</b>	1 at Texas A&M, Sep 28, 2024 ...1 more at 1.	<b>Kickoff Returns</b>	4 vs. FIU, Nov 18, 2023 3 at Florida, Nov 04, 2023 ...2 more at 3.
<b>Rushing Yards</b>	28 vs. FIU, Nov 18, 2023 15 at Texas A&M, Sep 28, 2024	<b>Kickoff Return Yards</b>	100 vs. FIU, Nov 18, 2023 82 at Texas A&M, Sep 30, 2023 74 vs. BYU, Sep 16, 2023
<b>Receptions</b>	6 at Texas A&M, Sep 28, 2024 5 vs. Tennessee, Oct 05, 2024 4 vs. LSU, Oct 19, 2024 ...1 more at 4.	<b>Punt Return Yards</b>	95 vs. BYU, Sep 16, 2023 51 vs. Western Caro., Sep 02, 2023 33 vs. Ark.-Pine Bluff, Aug 29, 2024
<b>Receiving Yards</b>	85 at Auburn, Sep 21, 2024 78 at Oklahoma St., Sep 07, 2024 72 vs. Tennessee, Oct 05, 2024	<b>Punt Returns</b>	3 vs. BYU, Sep 16, 2023 2 vs. Tennessee, Oct 05, 2024 ...4 more at 2.
<b>Receiving Average</b>	28.3 at Auburn, Sep 21, 2024 19.5 at Oklahoma St., Sep 07, 2024 14.4 vs. Tennessee, Oct 05, 2024	<b>Punt Return TDs</b>	1 vs. BYU, Sep 16, 2023
<b>Receiving TDs</b>	1 at Auburn, Sep 21, 2024 ...2 more at 1.	<b>Punt Return Average</b>	31.7 vs. BYU, Sep 16, 2023
<b>All-Purpose Yards</b>	174 vs. BYU, Sep 16, 2023 165 vs. FIU, Nov 18, 2023 111 vs. Western Caro., Sep 02, 2023	<b>Kickoff Return Average</b>	27.3 at Texas A&M, Sep 30, 2023 25.0 vs. FIU, Nov 18, 2023 24.7 vs. BYU, Sep 16, 2023



## Game 11: LA Tech

### 2024 GAME-BY-GAME ALL STATISTICS (ARKANSAS)

DATE	OPPONENT	P/S	NO.	RECEIVING				RUSHING					W/L	SCORE
				YDS.	AVG.	LG	TD	NO.	YDS.	AVG.	LG	TD		
08/29	Ark.-Pine Bluff	S	1	34	34.0	34	0	0	0	0.0	0	0	W	70-0
09/07	at Oklahoma St.	S	4	78	19.5	31	0	0	0	0.0	0	0	L	31-39
09/14	UAB	S	2	16	8.0	8	0	0	0	0.0	0	0	W	37-27
09/21	at Auburn	S	3	85	28.3	58	1	0	0	0.0	0	0	W	24-14
09/28	Texas A&M	P	6	27	4.5	8	0	1	15	15.0	15	0	L	17-21
10/05	Tennessee	S	5	72	14.4	23	0	0	0	0.0	0	0	W	19-14
10/19	LSU	S	4	55	13.8	25	0	0	0	0.0	0	0	L	10-34
10/26	at Mississippi St.	P	2	16	8.0	11	0	0	0	0.0	0	0	W	58-25
11/02	Ole Miss	S	2	24	12.0	19	0	0	0	0.0	0	0	L	31-63
11/16	Texas	S	2	24	12.0	25	0	0	0	0.0	0	0	L	10-20
<b>2024 totals</b>			<b>10-8</b>	<b>31</b>	<b>431</b>	<b>13.9</b>	<b>58</b>	<b>1</b>	<b>1</b>	<b>15</b>	<b>15.0</b>	<b>15</b>	<b>0</b>	<b>5-5</b>

### 2024 GAME-BY-GAME ALL STATISTICS (ARKANSAS)

DATE	OPPONENT	P/S	RET	KICKOFF RETURNS				PUNT RETURNS					W/L	SCORE	
				YDS.	AVG.	LG	TD	NO	FC	YDS	AVG.	LG			TD
08/29	Ark.-Pine Bluff	S	1	30	30.0	30	0	1	0	33	33.0	33	0	W	70-0
09/07	at Oklahoma St.	S	1	16	16.0	16	0	1	0	1	1.0	1	0	L	31-39
09/14	UAB	S	0	0	0.0	0	0	1	0	0	0.0	0	0	W	37-27
09/21	at Auburn	S	0	0	0.0	0	0	0	0	0	0.0	0	0	W	24-14
09/28	Texas A&M	P	0	0	0.0	0	0	0	0	0	0.0	0	0	L	17-21
10/05	Tennessee	S	0	0	0.0	0	0	2	0	13	6.5	8	0	W	19-14
10/19	LSU	S	0	0	0.0	0	0	0	0	0	0.0	0	0	L	10-34
10/26	at Mississippi St.	P	0	0	0.0	0	0	0	0	0	0.0	0	0	W	58-25
11/02	Ole Miss	S	0	0	0.0	0	0	0	0	0	0.0	0	0	L	31-63
11/16	Texas	S	0	0	0.0	0	0	1	0	0	0.0	0	0	L	10-20
<b>2024 totals</b>			<b>10-8</b>	<b>2</b>	<b>46</b>	<b>23.0</b>	<b>30</b>	<b>0</b>	<b>6</b>	<b>0</b>	<b>47</b>	<b>7.8</b>	<b>33</b>	<b>0</b>	<b>5-5</b>



- ▶ Transferred to Arkansas from Hawaii, where he spent the 2020-23 seasons
- ▶ Became the third Arkansas kicker since 1998 to score 16 points in a single game, joining Cam Little (2021) and Alex Tejada (2007) in a win at Mississippi State (Oct. 16)

- ▶ Made a career-long 55-yard field goal in a loss to Ole Miss (Nov. 12)
- ▶ Finished 14-18 on FG attempts in 2023 and 30-31 on XPA
- ▶ Led Hawaii in scoring in 2023 by tallying 72 points
- ▶ Lou Groza Award Semifinalist (2021)
- ▶ Twin brother Mason kicks for Texas State

ALL KICKING STATISTICS

DATE	TEAM	GP	FGM	FGA	PCT.	LG	XP	XPA	PCT.	BLK	PTS
2020	Hawaii	9	8	14	57.1	44	26	26	100.0	0	50
2021	Hawaii	13	18	21	85.7	49	42	42	100.0	0	96
2022	Hawaii	13	16	21	76.2	49	27	29	93.1	1	75
2023	Hawaii	13	14	19	73.7	51	30	31	96.8	1	72
2024	Arkansas	5	7	9	77.8	55	14	14	100.0	0	35
Totals		53	63	84	75.0	55	139	142	97.9	2	328

ALL FIELD-GOAL ACCURACY STATISTICS

DATE	TEAM	1-19	PCT.	20-29	PCT.	30-39	PCT.	40-49	PCT.	50+	PCT.
2020	Hawaii	0-0	0.0	4-4	100.0	2-3	66.7	2-7	28.6	0-0	0.0
2021	Hawaii	0-0	0.0	7-7	100.0	4-4	100.0	7-10	70.0	0-0	0.0
2022	Hawaii	1-1	100.0	9-9	100.0	2-4	50.0	4-6	66.7	0-0	0.0
2023	Hawaii	0-0	0.0	3-3	100.0	6-6	100.0	2-5	40.0	3-4	75.0
2024	Arkansas	0-0	0.0	3-3	100.0	1-1	100.0	1-3	33.3	2-2	100.0
Totals		1-1	100.0	26-26	100.0	15-18	83.3	16-31	51.6	5-6	83.3

SINGLE-GAME HIGHS: KICKER

<b>Field Goals Made</b>	3 at Mississippi St., Oct 26, 2024 ...1 more at 3.	<b>Points</b>	16 at Mississippi St., Oct 26, 2024 14 vs. Colorado St., Nov 20, 2021 12 vs. New Mexico St., Oct 23, 2021
<b>Field Goal Attempts</b>	5 vs. Colorado St., Nov 25, 2023 4 vs. Colorado St., Nov 20, 2021 ...1 more at 4.	<b>Kickoff Average</b>	64.6 vs. Nevada, Nov 28, 2020 61.8 at Houston, Dec 24, 2020 60.7 vs. Boise St., Nov 21, 2020
<b>Longest Field Goals Made</b>	55 vs. Ole Miss, Nov 02, 2024 51 vs. LSU, Oct 19, 2024 ...1 more at 51.	<b>Extra Point Attempt Percentage</b>	100.0 at Mississippi St., Oct 26, 2024 ...6 more at 100.0.
<b>PATs Made</b>	7 at Mississippi St., Oct 26, 2024 ...1 more at 7.	<b>Field Goal Percentage</b>	75.0 vs. Colorado St., Nov 20, 2021 50.0 vs. Colorado St., Nov 25, 2023 ...1 more at 50.0.
<b>PAT Attempts</b>	7 at Mississippi St., Oct 26, 2024 ...1 more at 7.	<b>Touchbacks</b>	4 vs. UNLV, Dec 12, 2020 3 at Houston, Dec 24, 2020 ...2 more at 3.

## Game 11: LA Tech

### 2024 GAME-BY-GAME ALL STATISTICS (ARKANSAS)

DATE	OPPONENT	FIELD GOALS				EXTRA POINTS				PTS	W/L	SCORE	
		FGM	FGA	PCT	LG	XP	XPA	PCT	BLK				
08/29	Ark.-Pine Bluff					DNP					W	70-0	
09/07	at Oklahoma St.					DNP					L	31-39	
09/14	UAB					DNP					W	37-27	
09/21	at Auburn					DNP					W	24-14	
09/28	Texas A&M					DNP					L	17-21	
10/05	Tennessee	P	1	1	100.0	23	1	1	100.0	0	4	W	19-14
10/19	LSU	P	1	2	50.0	51	1	1	100.0	0	4	L	10-34
10/26	at Mississippi St.	P	3	3	100.0	32	7	7	100.0	0	16	W	58-25
11/02	Ole Miss	P	1	2	50.0	55	4	4	100.0	0	7	L	31-63
11/16	Texas	P	1	1	100.0	44	1	1	100.0	0	4	L	10-20
<b>2024 totals</b>			<b>5</b>	<b>7</b>	<b>77.8</b>	<b>55</b>	<b>14</b>	<b>14</b>	<b>100.0</b>	<b>0</b>	<b>35</b>	<b>5-5</b>	



# JAHEIM SINGLETARY

# 15

DB

**High School:** Riverside HS  
**Previous School:** Georgia  
**Hometown:** Jacksonville, Fla.  
**Height:** 6'2"  
**Weight:** 187lbs  
**Class:** R-Sophomore

- ▶ Recorded his first career interception at Oklahoma State (Sept. 7)
- ▶ Played in 10 games with four starts during his first season at Arkansas (2023)

- ▶ Transferred from Georgia prior to the 2023 season
- ▶ Made his collegiate debut against Samford (Sept. 10, 2022)
- ▶ Selected to play in 2022 Under Armour All-American Game
- ▶ 247sports.com four-star prospect

### ALL DEFENSIVE STATISTICS

DATE	TEAM	GP	GS	TK	S	A	TACKLES					INTERCEPTIONS					O. FUMB					ST				MISC						
							TFL	YDS	SK	YDS	QH	NO	YDS	LG	TD	PD	FF	FR	TD	YDS	TK	S	A	FF	FR	S	A					
2022	Georgia	3	0	0	0	0	0.0	0.0	0.0	0.0	0	0	0	0	0	0	0	0	0	0	0	0	0	0	0	0	0	0	0	0	0	0
2023	Arkansas	10	4	17	10	7	0.5	1.0	0.0	0.0	0	0	0	0	0	0	4	0	0	0	0	0	0	0	0	0	0	0	0	0	0	
2024	Arkansas	9	6	24	14	10	0.0	0.0	0.0	0.0	0	1	0	0	0	2	0	0	0	0	0	0	0	0	0	0	0	0	0	0	0	
<b>Totals</b>		<b>22</b>	<b>10</b>	<b>41</b>	<b>24</b>	<b>17</b>	<b>0.5</b>	<b>1.0</b>	<b>0.0</b>	<b>0.0</b>	<b>0</b>	<b>1</b>	<b>0</b>	<b>0</b>	<b>0</b>	<b>6</b>	<b>0</b>	<b>0</b>	<b>0</b>	<b>0</b>	<b>0</b>	<b>0</b>	<b>0</b>	<b>0</b>	<b>0</b>	<b>0</b>	<b>0</b>	<b>0</b>	<b>0</b>	<b>0</b>	<b>0</b>	

### SINGLE-GAME HIGHS: DEFENSIVE

<b>Total Tackles</b>	7 vs. LSU, Oct 19, 2024 6 vs. Western Caro., Sep 02, 2023 4 vs. Ole Miss, Nov 02, 2024	<b>Tackles For Loss</b>	0.5 vs. Western Caro., Sep 02, 2023
<b>Solo Tackles</b>	4 vs. Western Caro., Sep 02, 2023 3 vs. Ole Miss, Nov 02, 2024 ...1 more at 3.	<b>Interceptions</b>	1 at Oklahoma St., Sep 07, 2024
<b>Passes Defensed</b>	2 vs. BYU, Sep 16, 2023 1 vs. Tennessee, Oct 05, 2024 ...3 more at 1.		

### 2024 GAME-BY-GAME ALL STATISTICS (ARKANSAS)

DATE	OPPONENT	P/S	TK	S	A	TACKLES					INTERCEPTIONS					O. FUMB					ST				MISC			SCORE				
						SK	YDS	TFL	YDS	QH	NO	YDS	LG	TD	PD	FF	FR	TD	YDS	TK	S	A	FF	FR	S	A	W/L					
08/29	Ark.-Pine Bluff	P	2	1	1	0.0	0.0	0.0	0.0	0	0	0	0	1	0	0	0	0	0	0	0	0	0	0	0	0	0	0	0	0	W	70-0
09/07	at Oklahoma St.	S	3	2	1	0.0	0.0	0.0	0.0	0	1	0	0	0	0	0	0	0	0	0	0	0	0	0	0	0	0	0	0	0	L	31-39
09/14	UAB	S	1	0	1	0.0	0.0	0.0	0.0	0	0	0	0	0	0	0	0	0	0	0	0	0	0	0	0	0	0	0	0	0	W	37-27
09/21	at Auburn	S	2	1	1	0.0	0.0	0.0	0.0	0	0	0	0	0	0	0	0	0	0	0	0	0	0	0	0	0	0	0	0	0	W	24-14
09/28	Texas A&M	P	2	2	0	0.0	0.0	0.0	0.0	0	0	0	0	0	0	0	0	0	0	0	0	0	0	0	0	0	0	0	0	0	L	17-21
10/05	Tennessee	S	1	0	1	0.0	0.0	0.0	0.0	0	0	0	0	0	1	0	0	0	0	0	0	0	0	0	0	0	0	0	0	0	W	19-14
10/19	LSU	S	7	3	4	0.0	0.0	0.0	0.0	0	0	0	0	0	0	0	0	0	0	0	0	0	0	0	0	0	0	0	0	0	L	10-34
10/26	at Mississippi St.	P	2	2	0	0.0	0.0	0.0	0.0	0	0	0	0	0	0	0	0	0	0	0	0	0	0	0	0	0	0	0	0	0	W	58-25
11/02	Ole Miss	S	4	3	1	0.0	0.0	0.0	0.0	0	0	0	0	0	0	0	0	0	0	0	0	0	0	0	0	0	0	0	0	0	L	31-63
11/16	Texas																														L	10-20
<b>2024 totals</b>		<b>9-6</b>	<b>24</b>	<b>14</b>	<b>10</b>	<b>0.0</b>	<b>0.0</b>	<b>0.0</b>	<b>0.0</b>	<b>0</b>	<b>1</b>	<b>0</b>	<b>0</b>	<b>0</b>	<b>2</b>	<b>0</b>	<b>0</b>	<b>0</b>	<b>0</b>	<b>0</b>	<b>0</b>	<b>0</b>	<b>0</b>	<b>0</b>	<b>0</b>	<b>0</b>	<b>0</b>	<b>0</b>	<b>0</b>	<b>0</b>	<b>5-5</b>	





- ▶ Scored game-winning TD on an 11-yard rush against Tennessee (Oct. 5).
- ▶ SEC Freshman of the Week (Oct. 7)
- ▶ Redshirted freshman season in 2023 before having an impressive spring under new offensive coordinator Bobby Petrino
- ▶ Enrolled early to participate in spring practice in 2022

- ▶ A consensus four-star prospect according to 247Sports, Rivals and ESPN
- ▶ As a junior, completed 166-of-221 passes (75.1%) for 2,316 yards and 24 touchdowns

ALL PASSING STATISTICS

DATE	TEAM	GP	GS	ATT.	CMP.	PCT.	YDS	AVG.	TD	INT.	LG	SK	LST	RATE
2023	Arkansas	3	0	0	0	0.0	0	0.0	0	0	0	0	0	0.0
2024	Arkansas	5	0	28	21	75.0	358	12.8	1	0	45	4	19	128.6
Totals		8	0	28	21	75.0	358	12.8	1	0	45	4	19	128.6

ALL RUSHING STATISTICS

DATE	TEAM	GP	GS	NO.	YDS.	AVG.	LG	TD
2023	Arkansas	3	0	0	0	0.0	0	0
2024	Arkansas	5	0	17	74	4.4	42	3
Totals		8	0	17	74	4.4	42	3

ALL PASSING/RUSHING STATISTICS

DATE	TEAM	GP	GS	PASSING										RUSHING					
				ATT.	CMP.	PCT.	YDS	AVG.	TD	INT.	LG	SK	LST	RATE	NO.	YDS.	AVG.	LG	TD
2023	Arkansas	3	0	0	0	0.0	0	0.0	0	0	0	0	0	0.0	0	0	0.0	0	0
2024	Arkansas	5	0	28	21	75.0	358	12.8	1	0	45	4	19	128.6	17	74	4.4	42	3
Totals		8	0	28	21	75.0	358	12.8	1	0	45	4	19	128.6	17	74	4.4	42	3

SINGLE-GAME HIGHS: QUARTERBACK

- Pass Attempts** 14 vs. Ole Miss, Nov 02, 2024  
10 vs. Ark.-Pine Bluff, Aug 29, 2024  
3 vs. Tennessee, Oct 05, 2024
- Pass Completions** 11 vs. Ole Miss, Nov 02, 2024  
8 vs. Ark.-Pine Bluff, Aug 29, 2024  
2 vs. Tennessee, Oct 05, 2024
- Yards Passing** 207 vs. Ole Miss, Nov 02, 2024  
120 vs. Ark.-Pine Bluff, Aug 29, 2024  
31 vs. Tennessee, Oct 05, 2024
- TD Passes** 1 vs. Ole Miss, Nov 02, 2024

- Rush Attempts** 8 vs. Ole Miss, Nov 02, 2024  
4 vs. Tennessee, Oct 05, 2024  
3 vs. Ark.-Pine Bluff, Aug 29, 2024
- Rushing Yards** 44 vs. Ole Miss, Nov 02, 2024  
15 vs. Tennessee, Oct 05, 2024  
9 at Mississippi St., Oct 26, 2024
- Rushing Average** 5.5 vs. Ole Miss, Nov 02, 2024
- Rushing TDs** 1 vs. Ole Miss, Nov 02, 2024  
...2 more at 1.

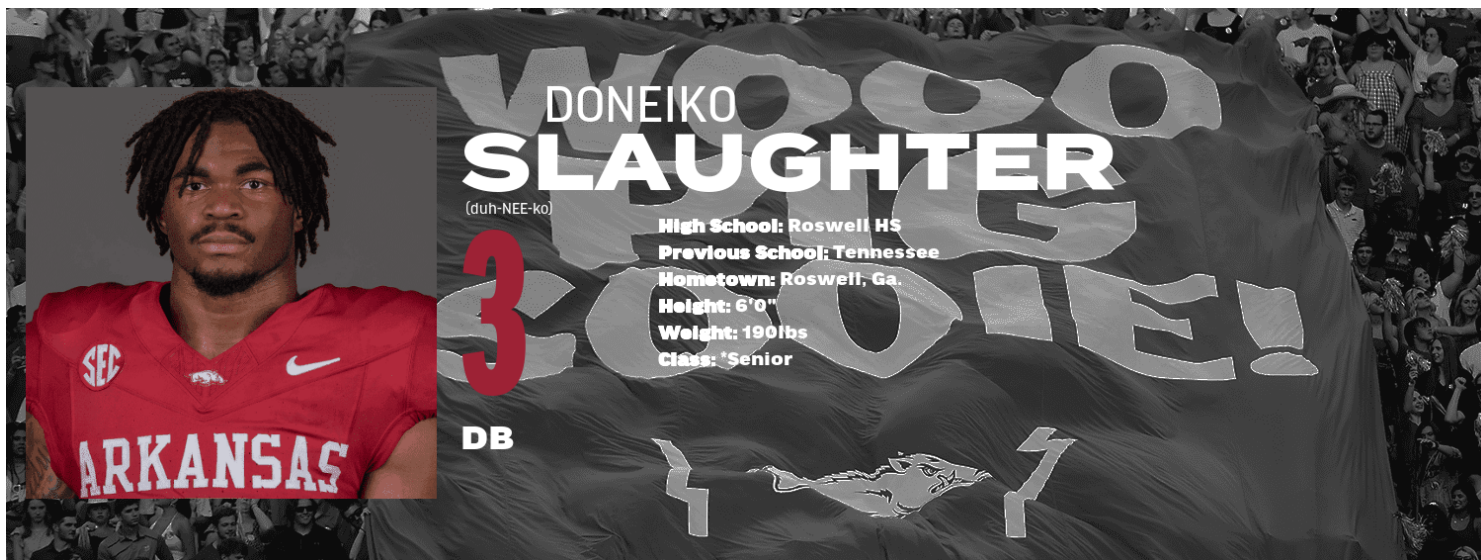
2023 GAME-BY-GAME ALL STATISTICS (ARKANSAS)

DATE	OPPONENT	P/S	PASSING											RUSHING						SCORE	
			ATT	CMP	YDS	PCT	Y/A	Y/C	TD	INT	LG	SK/YD	RATE	ATT	YDS	LG	TD	W/L			
09/02	Western Caro.																			W	56-13
09/09	Kent St.																			W	28-6
09/16	BYU																			L	31-38
11/11	Auburn	P	0	0	0	0.0	0.0	0.0	0	0	0	0/0	0.0	0	0	0	0	0	L	10-48	
11/18	FIU	P	0	0	0	0.0	0.0	0.0	0	0	0	0/0	0.0	0	0	0	0	0	W	44-20	
11/24	Missouri	P	0	0	0	0.0	0.0	0.0	0	0	0	0/0	0.0	0	0	0	0	0	L	14-48	
2023 totals			3-0	0	0	0	0.0	0.0	0.0	0	0	0	0/0	0.0	0	0	0	0	0	3-3	

## Game 11: LA Tech

### 2024 GAME-BY-GAME ALL STATISTICS (ARKANSAS)

DATE	OPPONENT	P/S	PASSING										RUSHING					SCORE	
			ATT	CMP	YDS	PCT	Y/A	Y/C	TD	INT	LG	SK/YD	RATE	ATT	YDS	LG	TD		W/L
08/29	Ark.-Pine Bluff	P	10	8	120	80.0	12.0	15.0	0	0	28	0/0	116.7	3	6	4	1	W	70-0
09/07	at Oklahoma St.																	L	31-39
09/14	UAB																	W	37-27
09/21	at Auburn	P	1	0	0	0.0	0.0	0.0	0	0	0	0/0	39.6	1	0	0	0	W	24-14
09/28	Texas A&M																	L	17-21
10/05	Tennessee	P	3	2	31	66.7	10.3	15.5	0	0	18	1/1	100.7	4	15	11	1	W	19-14
10/19	LSU																	L	10-34
10/26	at Mississippi St.	P	0	0	0	0.0	0.0	0.0	0	0	0	0/0	0.0	1	9	9	0	W	58-25
11/02	Ole Miss	P	14	11	207	78.6	14.8	18.8	1	0	45	3/18	142.6	8	44	42	1	L	31-63
11/16	Texas																	L	10-20
<b>2024 totals</b>			<b>5-0</b>	<b>28</b>	<b>21</b>	<b>358</b>	<b>75.0</b>	<b>12.8</b>	<b>17.0</b>	<b>1</b>	<b>0</b>	<b>45</b>	<b>4/19</b>	<b>128.6</b>	<b>17</b>	<b>74</b>	<b>42</b>	<b>3</b>	<b>5-5</b>



- ▶ Transferred from Tennessee where he spent the 2020-23 seasons
- ▶ Has led Arkansas in tackles in the past two of four games
- ▶ Registered an interception in a win at Auburn (Sept. 21)

- ▶ Has appeared in 52 games with 22 starts
- ▶ Led all players with a career-best 11 tackles against Georgia (Nov. 18, 2023)
- ▶ Led the team in pass breakups with seven and tallied one interception and one fumble recovery (2022)

ALL DEFENSIVE STATISTICS

DATE	TEAM	GP	GS	TK	S	A	TACKLES					INTERCEPTIONS					O. FUMB					ST				MISC						
							TFL	YDS	SK	YDS	QH	NO	YDS	LG	TD	PD	FF	FR	TD	YDS	TK	S	A	FF	FR	S	A					
2020	Tennessee	10	1	8	4	4	1.0	8.0	1.0	8.0	0	0	0	0	0	0	0	0	0	0	0	0	0	0	0	0	0	0	0	0	0	0
2021	Tennessee	11	0	16	12	4	3.0	20.0	1.0	8.0	1	0	0	0	0	0	0	0	0	0	0	0	0	0	0	0	0	0	0	0	0	
2022	Tennessee	12	7	31	24	7	0.5	1.0	0.0	0.0	0	1	0	0	0	7	0	1	0	0	0	0	0	0	0	0	0	0	0	0	0	
2023	Tennessee	12	7	32	26	6	1.0	9.0	1.0	9.0	0	0	0	0	0	1	0	0	0	0	0	0	0	0	0	0	0	0	0	0	0	
2024	Arkansas	10	10	61	36	25	3.0	12.0	1.0	6.0	0	1	0	0	0	5	0	0	0	0	0	0	0	0	0	0	0	0	0	0	0	
Totals		55	25	148	102	46	8.5	50.0	4.0	31.0	1	2	0	0	0	13	0	1	0	0	0	0	0	0	0	0	0	0	0	0	0	

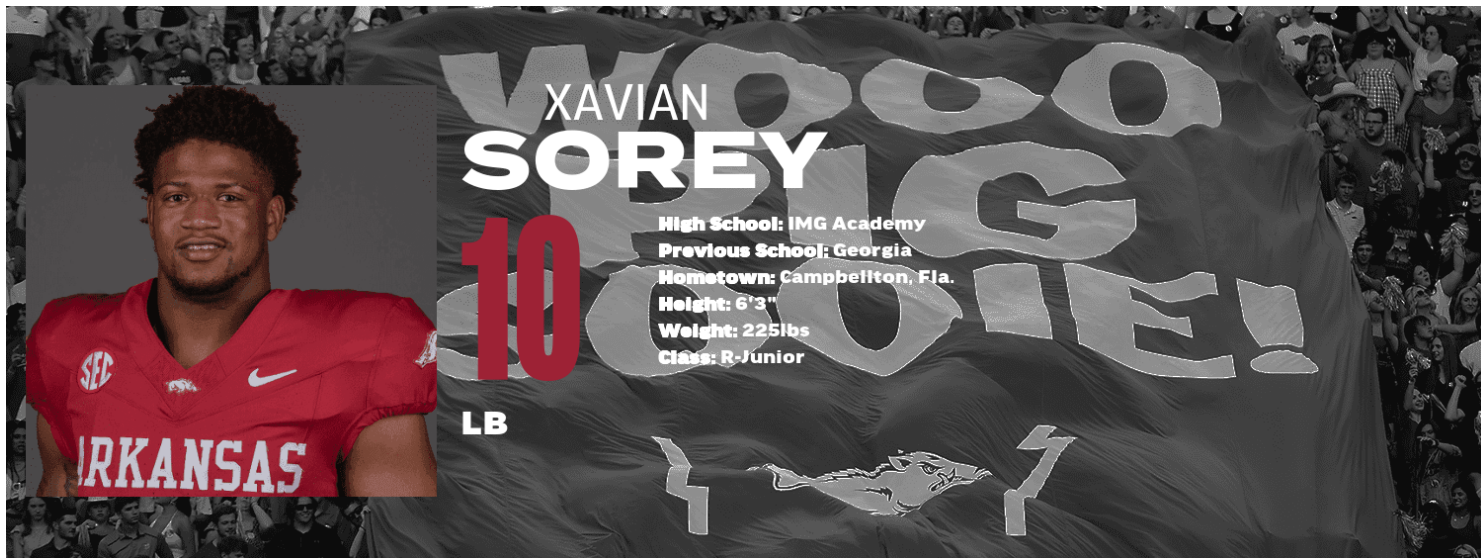
SINGLE-GAME HIGHS: DEFENSIVE

<b>Total Tackles</b>	11 vs. Georgia, Nov 18, 2023 10 vs. LSU, Oct 19, 2024 9 at Auburn, Sep 21, 2024	<b>Fumble Recoveries</b>	1 vs. Missouri, Nov 12, 2022
<b>Solo Tackles</b>	8 at Auburn, Sep 21, 2024 ...1 more at 8.	<b>Tackles For Loss</b>	2 at Auburn, Sep 21, 2024 1 vs. Texas, Nov 16, 2024 ...5 more at 1.
<b>Sacks</b>	1.0 at Auburn, Sep 21, 2024 ...3 more at 1.0.	<b>Interceptions</b>	1 at Auburn, Sep 21, 2024 ...1 more at 1.
<b>Passes Defensed</b>	3 at Clemson, Dec 30, 2022 2 at Oklahoma St., Sep 07, 2024 1 at Mississippi St., Oct 26, 2024 ...7 more at 1.		

2024 GAME-BY-GAME ALL STATISTICS (ARKANSAS)

DATE	OPPONENT	P/S	TACKLES					INTERCEPTIONS					O. FUMB					ST				MISC		W/L	SCORE									
			TK	S	A	SK	YDS	TFL	YDS	QH	NO	YDS	LG	TD	PD	FF	FR	TD	YDS	TK	S	A	FF			FR	S	A						
08/29	Ark.-Pine Bluff	S	2	1	1	0.0	0.0	0.0	0.0	0	0	0	0	0	0	0	0	0	0	0	0	0	0	0	0	0	0	0	0	0	0	0	W	70-0
09/07	at Oklahoma St.	S	6	5	1	0.0	0.0	0.0	0.0	0	0	0	0	0	2	0	0	0	0	0	0	0	0	0	0	0	0	0	0	0	0	L	31-39	
09/14	UAB	S	7	2	5	0.0	0.0	0.0	0.0	0	0	0	0	0	1	0	0	0	0	0	0	0	0	0	0	0	0	0	0	0	0	W	37-27	
09/21	at Auburn	S	9	8	1	1.0	6.0	2.0	8.0	0	1	0	0	0	0	0	0	0	0	0	0	0	0	0	0	0	0	0	0	0	0	W	24-14	
09/28	Texas A&M	S	3	2	1	0.0	0.0	0.0	0.0	0	0	0	0	0	0	0	0	0	0	0	0	0	0	0	0	0	0	0	0	0	0	L	17-21	
10/05	Tennessee	S	8	4	4	0.0	0.0	0.0	0.0	0	0	0	0	0	1	0	0	0	0	0	0	0	0	0	0	0	0	0	0	0	0	W	19-14	
10/19	LSU	S	10	6	4	0.0	0.0	0.0	0.0	0	0	0	0	0	0	0	0	0	0	0	0	0	0	0	0	0	0	0	0	0	0	L	10-34	
10/26	at Mississippi St.	S	7	4	3	0.0	0.0	0.0	0.0	0	0	0	0	0	1	0	0	0	0	0	0	0	0	0	0	0	0	0	0	0	0	W	58-25	
11/02	Ole Miss	S	6	3	3	0.0	0.0	0.0	0.0	0	0	0	0	0	0	0	0	0	0	0	0	0	0	0	0	0	0	0	0	0	0	L	31-63	
11/16	Texas	S	3	1	2	0.0	0.0	1.0	4.0	0	0	0	0	0	0	0	0	0	0	0	0	0	0	0	0	0	0	0	0	0	0	L	10-20	
2024 totals		10-10	61	36	25	1.0	6.0	3.0	12.0	0	1	0	0	0	5	0	0	0	0	0	0	0	0	0	0	0	0	0	0	0	0	5-5		





- ▶ Transferred from Georgia this past offseason
- ▶ Has appeared in 38 career games with 10 starts
- ▶ Became just the second Arkansas linebacker in the last 25 years to register 10+ tackles, an interception, a quarterback hurry, and a pass breakup in a single game in a win at Mississippi State (Oct. 26)

- ▶ Racked up five solo tackles in the SEC Championship game against Alabama (Dec. 2, 2023).
- ▶ 247Sports composite five-star prospect and ranked as the No. 1 outside linebacker prospect
- ▶ Prepped at IMG Academy and Graceville High School

ALL DEFENSIVE STATISTICS

DATE	TEAM	GP	GS	TACKLES							INTERCEPTIONS					O. FUMB				ST				MISC					
				TK	S	A	TFL	YDS	SK	YDS	QH	NO	YDS	LG	TD	PD	FF	FR	TD	YDS	TK	S	A	FF	FR	S	A		
2021	Georgia	4	0	2	1	1	1.0	4.0	0.0	0.0	0	1	-2	0	0	0	0	0	0	0	0	0	0	0	0	0	0	0	0
2022	Georgia	12	0	3	3	0	0.0	0.0	0.0	0.0	0	0	0	0	0	0	0	0	1	0	0	0	0	0	0	0	0	0	0
2023	Georgia	13	1	19	15	4	1.5	2.0	1.0	2.0	0	0	0	0	0	1	0	0	0	0	0	0	0	0	0	0	0	0	0
2024	Arkansas	10	10	80	33	47	8.0	22.0	1.0	5.0	2	1	3	3	0	1	0	0	0	0	0	0	0	0	0	0	0	0	0
<b>Totals</b>		<b>39</b>	<b>11</b>	<b>104</b>	<b>52</b>	<b>52</b>	<b>10.5</b>	<b>28.0</b>	<b>2.0</b>	<b>7.0</b>	<b>2</b>	<b>2</b>	<b>1</b>	<b>3</b>	<b>0</b>	<b>2</b>	<b>0</b>	<b>1</b>	<b>0</b>	<b>0</b>	<b>0</b>	<b>0</b>	<b>0</b>	<b>0</b>	<b>0</b>	<b>0</b>	<b>0</b>	<b>0</b>	<b>0</b>

SINGLE-GAME HIGHS: DEFENSIVE

<b>Total Tackles</b>	13 vs. Ole Miss, Nov 02, 2024 ...1 more at 13.	<b>Fumble Recoveries</b>	1 vs. Samford, Sep 10, 2022
<b>Solo Tackles</b>	7 at Oklahoma St., Sep 07, 2024 6 vs. Ole Miss, Nov 02, 2024 ...1 more at 6.	<b>Tackles For Loss</b>	2 vs. Texas, Nov 16, 2024 ...2 more at 2.
<b>Sacks</b>	1.0 vs. Ark.-Pine Bluff, Aug 29, 2024 ...1 more at 1.0.	<b>Interceptions</b>	1 at Mississippi St., Oct 26, 2024 ...1 more at 1.
<b>Passes Defensed</b>	1 at Mississippi St., Oct 26, 2024 ...1 more at 1.	<b>Interception Return Yards</b>	3 at Mississippi St., Oct 26, 2024

2024 GAME-BY-GAME ALL STATISTICS (ARKANSAS)

DATE	OPPONENT	P/S	TACKLES							INTERCEPTIONS					O. FUMB				ST				MISC		W/L	SCORE					
			TK	S	A	SK	YDS	TFL	YDS	QH	NO	YDS	LG	TD	PD	FF	FR	TD	YDS	TK	S	A	FF	FR			S	A			
08/29	Ark.-Pine Bluff	S	2	1	1	1.0	5.0	1.0	5.0	0	0	0	0	0	0	0	0	0	0	0	0	0	0	0	0	0	0	0	0	W	70-0
09/07	at Oklahoma St.	S	13	7	6	0.0	0.0	2.0	7.0	0	0	0	0	0	0	0	0	0	0	0	0	0	0	0	0	0	0	0	0	L	31-39
09/14	UAB	S	8	2	6	0.0	0.0	0.0	0.0	0	0	0	0	0	0	0	0	0	0	0	0	0	0	0	0	0	0	0	0	W	37-27
09/21	at Auburn	S	2	2	0	0.0	0.0	0.0	0.0	0	0	0	0	0	0	0	0	0	0	0	0	0	0	0	0	0	0	0	0	W	24-14
09/28	Texas A&M	S	7	6	1	0.0	0.0	1.0	3.0	0	0	0	0	0	0	0	0	0	0	0	0	0	0	0	0	0	0	0	0	L	17-21
10/05	Tennessee	S	8	2	6	0.0	0.0	0.0	0.0	0	0	0	0	0	0	0	0	0	0	0	0	0	0	0	0	0	0	0	0	W	19-14
10/19	LSU	S	9	1	8	0.0	0.0	0.0	0.0	1	0	0	0	0	0	0	0	0	0	0	0	0	0	0	0	0	0	0	0	L	10-34
10/26	at Mississippi St.	S	11	2	9	0.0	0.0	0.0	0.0	1	1	3	3	0	1	0	0	0	0	0	0	0	0	0	0	0	0	0	0	W	58-25
11/02	Ole Miss	S	13	6	7	0.0	0.0	2.0	2.0	0	0	0	0	0	0	0	0	0	0	0	0	0	0	0	0	0	0	0	0	L	31-63
11/16	Texas	S	7	4	3	0.0	0.0	2.0	5.0	0	0	0	0	0	0	0	0	0	0	0	0	0	0	0	0	0	0	0	0	L	10-20
<b>2024 totals</b>		<b>10-10</b>	<b>80</b>	<b>33</b>	<b>47</b>	<b>1.0</b>	<b>5.0</b>	<b>8.0</b>	<b>22.0</b>	<b>2</b>	<b>1</b>	<b>3</b>	<b>3</b>	<b>0</b>	<b>1</b>	<b>0</b>	<b>0</b>	<b>0</b>	<b>0</b>	<b>0</b>	<b>0</b>	<b>0</b>	<b>0</b>	<b>0</b>	<b>0</b>	<b>0</b>	<b>0</b>	<b>0</b>	<b>5-5</b>		





- ▶ Recorded a career-high and game-high 11 tackles in a win at Mississippi State (Oct. 26)
- ▶ Registered 16 total tackles, including 1.5 for loss in addition to a fumble recovery and interception (2023).
- ▶ Picked off a pass in his collegiate debut vs. Western Carolina (Sept. 2, 2023), returning it 85 yards for a touchdown.

- ▶ Earned his first career start vs. Kent State (Sept. 9, 2023), making three tackles
- ▶ Recorded a season-best four tackles vs. Texas A&M (Sept. 30, 2023) and recovered a fumble.
- ▶ A consensus three-star prospect out of Klein Forest High School in Houston, Texas

ALL DEFENSIVE STATISTICS

DATE	TEAM	GP	GS	TK	S	A	TACKLES					INTERCEPTIONS					O. FUMB			ST			MISC								
							TFL	YDS	SK	YDS	QH	NO	YDS	LG	TD	PD	FF	FR	TD	YDS	TK	S	A	FF	FR	S	A				
2023	Arkansas	11		1	16	7	9	1.5	6.0	0.0	0.0	0	1	85	85	1	0	0	1	0	0	0	0	0	0	0	0	0	0	0	0
2024	Arkansas	10		3	42	22	20	4.0	13.0	2.5	11.0	1	0	0	0	0	0	0	0	0	0	0	0	0	0	0	0	0	0	0	
<b>Totals</b>		<b>21</b>		<b>4</b>	<b>58</b>	<b>29</b>	<b>29</b>	<b>5.5</b>	<b>19.0</b>	<b>2.5</b>	<b>11.0</b>	<b>1</b>	<b>1</b>	<b>85</b>	<b>85</b>	<b>1</b>	<b>0</b>	<b>0</b>	<b>1</b>	<b>0</b>	<b>0</b>	<b>0</b>	<b>0</b>	<b>0</b>	<b>0</b>	<b>0</b>	<b>0</b>	<b>0</b>	<b>0</b>	<b>0</b>	

SINGLE-GAME HIGHS: DEFENSIVE

<b>Total Tackles</b>	11 at Mississippi St., Oct 26, 2024 7 vs. Texas, Nov 16, 2024 5 vs. UAB, Sep 14, 2024	<b>Tackles For Loss</b>	1.5 at Mississippi St., Oct 26, 2024 1 vs. Texas, Nov 16, 2024 ...2 more at 1.
<b>Solo Tackles</b>	6 vs. Texas, Nov 16, 2024 4 at Mississippi St., Oct 26, 2024 ...1 more at 4.	<b>Interceptions</b>	1 vs. Western Caro., Sep 02, 2023
<b>Sacks</b>	1.0 vs. Texas, Nov 16, 2024 ...1 more at 1.0.	<b>Interception Return Yards</b>	85 vs. Western Caro., Sep 02, 2023
<b>Fumble Recoveries</b>	1 at Texas A&M, Sep 30, 2023		

2024 GAME-BY-GAME ALL STATISTICS (ARKANSAS)

DATE	OPPONENT	P/S	TK	S	A	TACKLES					INTERCEPTIONS					O. FUMB			ST			MISC		W/L	SCORE							
						SK	YDS	TFL	YDS	QH	NO	YDS	LG	TD	PD	FF	FR	TD	YDS	TK	S	A	FF			FR	S	A				
08/29	Ark.-Pine Bluff	S	4	0	4	0.0	0.0	0.5	1.0	0	0	0	0	0	0	0	0	0	0	0	0	0	0	0	0	0	0	0	0	0	W	70-0
09/07	at Oklahoma St.	S	3	1	2	0.0	0.0	0.0	0.0	0	0	0	0	0	0	0	0	0	0	0	0	0	0	0	0	0	0	0	0	0	L	31-39
09/14	UAB	S	5	2	3	1.0	7.0	1.0	7.0	0	0	0	0	0	0	0	0	0	0	0	0	0	0	0	0	0	0	0	0	0	W	37-27
09/21	at Auburn	P	3	2	1	0.0	0.0	0.0	0.0	0	0	0	0	0	0	0	0	0	0	0	0	0	0	0	0	0	0	0	0	0	W	24-14
09/28	Texas A&M	P	4	4	0	0.0	0.0	0.0	0.0	0	0	0	0	0	0	0	0	0	0	0	0	0	0	0	0	0	0	0	0	0	L	17-21
10/05	Tennessee	P	3	1	2	0.0	0.0	0.0	0.0	1	0	0	0	0	0	0	0	0	0	0	0	0	0	0	0	0	0	0	0	0	W	19-14
10/19	LSU	P	0	0	0	0.0	0.0	0.0	0.0	0	0	0	0	0	0	0	0	0	0	0	0	0	0	0	0	0	0	0	0	0	L	10-34
10/26	at Mississippi St.	P	11	4	7	0.5	1.0	1.5	2.0	0	0	0	0	0	0	0	0	0	0	0	0	0	0	0	0	0	0	0	0	0	W	58-25
11/02	Ole Miss	P	2	2	0	0.0	0.0	0.0	0.0	0	0	0	0	0	0	0	0	0	0	0	0	0	0	0	0	0	0	0	0	0	L	31-63
11/16	Texas	P	7	6	1	1.0	3.0	1.0	3.0	0	0	0	0	0	0	0	0	0	0	0	0	0	0	0	0	0	0	0	0	0	L	10-20
<b>2024 totals</b>		<b>10-3</b>	<b>42</b>	<b>22</b>	<b>20</b>	<b>2.5</b>	<b>11.0</b>	<b>4.0</b>	<b>13.0</b>	<b>1</b>	<b>0</b>	<b>0</b>	<b>0</b>	<b>0</b>	<b>0</b>	<b>0</b>	<b>0</b>	<b>0</b>	<b>0</b>	<b>0</b>	<b>0</b>	<b>0</b>	<b>0</b>	<b>0</b>	<b>0</b>	<b>0</b>	<b>0</b>	<b>0</b>	<b>0</b>	<b>5-5</b>		



- ▶ Made four tackles while earning a start against No. 3 Texas (Nov. 16)
- ▶ Logged a season-high four tackles in his first start of the season at Alabama (Oct. 14, 2023)
- ▶ Made his Arkansas debut vs. Kent State (Sept. 9, 2023), making one tackle in a season-high 54 snaps, according to Pro Football Focus

- ▶ Made one solo tackle in the national championship vs. Georgia (Jan. 9, 2022)
- ▶ Made his first career against Arkansas-Pine Bluff, tallying a tackle and two pass breakups (Aug. 31, 2019)
- ▶ Led North Shore High School to the Texas Class 6A Division I State Championship as a senior

ALL DEFENSIVE STATISTICS

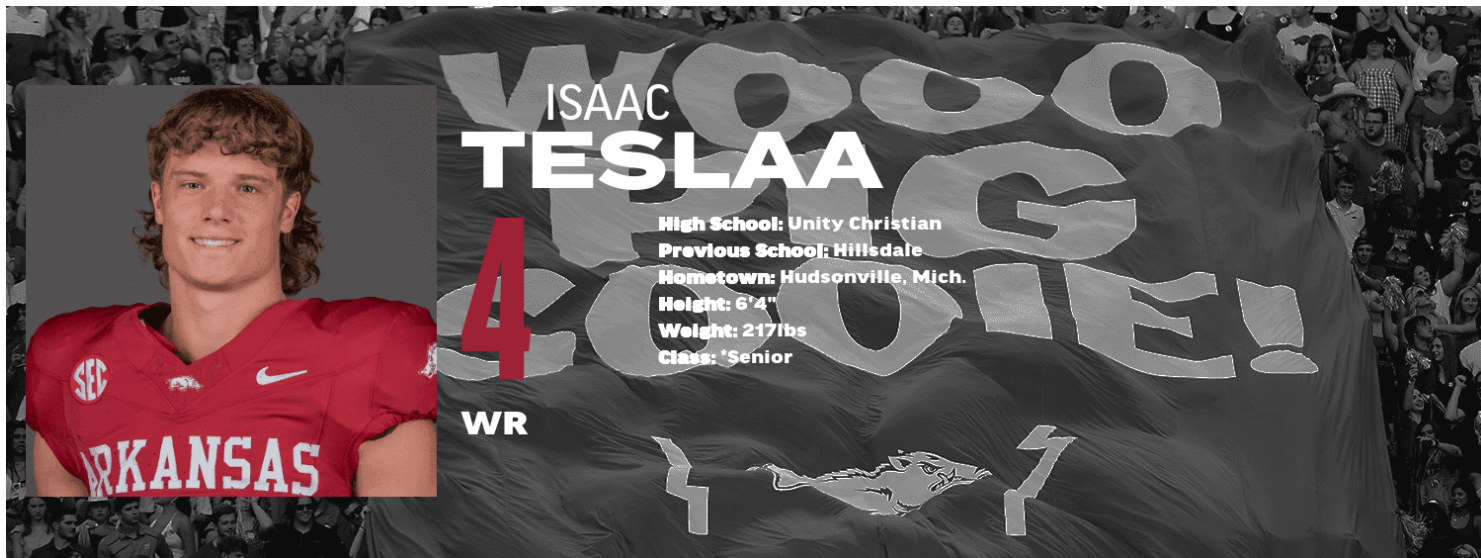
DATE	TEAM	GP	GS	TK	S	A	TACKLES					INTERCEPTIONS					O. FUMB					ST					MISC						
							TFL	YDS	SK	YDS	QH	NO	YDS	LG	TD	PD	FF	FR	TD	YDS	TK	S	A	FF	FR	S	A						
2019	TCU	9	6	18	14	4	0.0	0.0	0.0	0.0	0	0	0	0	0	0	4	0	0	0	0	0	0	0	0	0	0	0	0	0	0	0	0
2020	TCU	7	1	9	6	3	1.5	10.0	1.0	9.0	0	0	0	0	0	1	0	0	0	0	0	0	0	0	0	0	0	0	0	0	0	0	
2021	TCU	4	1	5	5	0	0.0	0.0	0.0	0.0	0	1	0	0	0	1	0	0	0	0	0	0	0	0	0	0	0	0	0	0	0	0	
2022	TCU	13	0	14	13	1	0.0	0.0	0.0	0.0	0	0	0	0	0	3	1	0	0	0	0	0	0	0	0	0	0	0	0	0	0	0	
2023	Arkansas	10	2	10	8	2	0.0	0.0	0.0	0.0	1	0	0	0	0	0	0	0	0	0	0	0	0	0	0	0	0	0	0	0	0	0	
2024	Arkansas	10	2	11	7	4	0.0	0.0	0.0	0.0	0	0	0	0	0	2	0	0	0	0	0	0	0	0	0	0	0	0	0	0	0	0	
<b>Totals</b>		<b>53</b>	<b>12</b>	<b>67</b>	<b>53</b>	<b>14</b>	<b>1.5</b>	<b>10.0</b>	<b>1.0</b>	<b>9.0</b>	<b>1</b>	<b>1</b>	<b>0</b>	<b>0</b>	<b>0</b>	<b>11</b>	<b>1</b>	<b>0</b>	<b>0</b>	<b>0</b>	<b>0</b>	<b>0</b>	<b>0</b>	<b>0</b>	<b>0</b>	<b>0</b>	<b>0</b>	<b>0</b>	<b>0</b>	<b>0</b>	<b>0</b>	<b>0</b>	

SINGLE-GAME HIGHS: DEFENSIVE

<b>Total Tackles</b>	6 at SMU, Sep 24, 2022 4 vs. Texas, Nov 16, 2024 ...7 more at 4.	<b>Forced Fumbles</b>	1 vs. Iowa St., Nov 26, 2022
<b>Solo Tackles</b>	6 at SMU, Sep 24, 2022 4 at Alabama, Oct 14, 2023 ...1 more at 4.	<b>Tackles For Loss</b>	1 at Baylor, Oct 31, 2020 0.5 vs. Oklahoma, Oct 23, 2020
<b>Sacks</b>	1.0 at Baylor, Oct 31, 2020	<b>Interceptions</b>	1 vs. Baylor, Nov 06, 2021
<b>Passes Defensed</b>	2 at Colorado, Sep 02, 2022 ...1 more at 2.		

2024 GAME-BY-GAME ALL STATISTICS (ARKANSAS)

DATE	OPPONENT	P/S	TACKLES					INTERCEPTIONS					O. FUMB					ST					MISC			W/L	SCORE										
			TK	S	A	SK	YDS	TFL	YDS	QH	NO	YDS	LG	TD	PD	FF	FR	TD	YDS	TK	S	A	FF	FR	S			A									
08/29	Ark.-Pine Bluff	P	0	0	0	0.0	0.0	0.0	0	0	0	0	0	0	0	0	0	0	0	0	0	0	0	0	0	0	0	0	0	0	0	0	0	0	0	W	70-0
09/07	at Oklahoma St.	P	4	1	3	0.0	0.0	0.0	0	0	0	0	0	0	0	0	0	0	0	0	0	0	0	0	0	0	0	0	0	0	0	0	0	0	L	31-39	
09/14	UAB	P	2	2	0	0.0	0.0	0.0	0	0	0	0	0	0	0	0	0	0	0	0	0	0	0	0	0	0	0	0	0	0	0	0	0	0	W	37-27	
09/21	at Auburn	P	1	1	0	0.0	0.0	0.0	0	0	0	0	0	0	1	0	0	0	0	0	0	0	0	0	0	0	0	0	0	0	0	0	0	0	W	24-14	
09/28	Texas A&M	S	0	0	0	0.0	0.0	0.0	0	0	0	0	0	0	0	0	0	0	0	0	0	0	0	0	0	0	0	0	0	0	0	0	0	L	17-21		
10/05	Tennessee	P	0	0	0	0.0	0.0	0.0	0	0	0	0	0	0	0	0	0	0	0	0	0	0	0	0	0	0	0	0	0	0	0	0	0	0	W	19-14	
10/19	LSU	P	0	0	0	0.0	0.0	0.0	0	0	0	0	0	0	0	0	0	0	0	0	0	0	0	0	0	0	0	0	0	0	0	0	0	L	10-34		
10/26	at Mississippi St.	P	0	0	0	0.0	0.0	0.0	0	0	0	0	0	0	0	0	0	0	0	0	0	0	0	0	0	0	0	0	0	0	0	0	0	0	W	58-25	
11/02	Ole Miss	P	0	0	0	0.0	0.0	0.0	0	0	0	0	0	0	0	0	0	0	0	0	0	0	0	0	0	0	0	0	0	0	0	0	0	L	31-63		
11/16	Texas	S	4	3	1	0.0	0.0	0.0	0	0	0	0	0	0	1	0	0	0	0	0	0	0	0	0	0	0	0	0	0	0	0	0	0	L	10-20		
<b>2024 totals</b>		<b>10-2</b>	<b>11</b>	<b>7</b>	<b>4</b>	<b>0.0</b>	<b>0.0</b>	<b>0.0</b>	<b>0</b>	<b>0</b>	<b>0</b>	<b>0</b>	<b>0</b>	<b>0</b>	<b>2</b>	<b>0</b>	<b>0</b>	<b>0</b>	<b>0</b>	<b>0</b>	<b>0</b>	<b>0</b>	<b>0</b>	<b>0</b>	<b>0</b>	<b>0</b>	<b>0</b>	<b>0</b>	<b>0</b>	<b>0</b>	<b>0</b>	<b>0</b>	<b>0</b>	<b>5-5</b>			



- Led Arkansas with 120 yards receiving, including a 75-yard TD reception vs. Texas A&M (Sept. 28)
- Debuted as a Razorback with three catches for 66 yards and a score vs. Western Carolina (Sept. 2, 2023)

- Transferred from Hillsdale College following the 2022 season
- Named one of the top available transfers following the 2022 season by The Athletic.
- Appeared on Bruce Feldman's 2023 Freak's List after posting a 315-pound bench, 38-inch vertical and 10-5 broad jump

ALL RUSHING/RECEIVING STATISTICS

DATE	TEAM	GP	GS	RECEIVING					RUSHING				
				NO.	YDS.	AVG.	LG	TD	NO.	YDS.	AVG.	LG	TD
2020	Hillsdale	3	0	5	93	18.6	51	0	0	0	0.0	0	0
2021	Hillsdale	12	10	45	698	15.5	81	6	0	0	0.0	0	0
2022	Hillsdale	11	11	68	1,325	19.5	76	13	0	0	0.0	0	0
2023	Arkansas	12	12	34	351	10.3	36	2	1	0	0.0	0	0
2024	Arkansas	10	2	17	341	20.1	75	1	0	0	0.0	0	0
<b>Totals</b>		<b>48</b>	<b>35</b>	<b>169</b>	<b>2,808</b>	<b>16.6</b>	<b>81</b>	<b>22</b>	<b>1</b>	<b>0</b>	<b>0.0</b>	<b>0</b>	<b>0</b>

SINGLE-GAME HIGHS: RUSHING/RECEIVING

<b>Rush Attempts</b>	1 vs. BYU, Sep 16, 2023	<b>All-Purpose Yards</b>	193 at Findlay, Oct 23, 2021
<b>Receptions</b>	10 at Truman St., Sep 18, 2021		189 vs. Walsh, Sep 10, 2022
	9 at Findlay, Oct 23, 2021		177 at Missouri S&T, Sep 24, 2022
	8 at Ohio Dominican, Nov 12, 2022	<b>Kickoff Returns</b>	1 at Tiffin, Oct 02, 2021
	...2 more at 8.	<b>Kickoff Return Yards</b>	20 at Tiffin, Oct 02, 2021
<b>Receiving Yards</b>	193 at Findlay, Oct 23, 2021	<b>Punt Return Yards</b>	1 vs. Truman St., Sep 17, 2022
	189 vs. Walsh, Sep 10, 2022	<b>Punt Returns</b>	1 vs. Truman St., Sep 17, 2022
	177 at Missouri S&T, Sep 24, 2022		...1 more at 1.
<b>Receiving Average</b>	27.7 vs. UIndy, Sep 11, 2021		
	24.3 vs. Michigan Tech, Nov 05, 2022		
	24.0 at Texas A&M, Sep 28, 2024		
<b>Receiving TDs</b>	3 vs. Walsh, Sep 10, 2022		
	2 vs. Michigan Tech, Nov 05, 2022		
	...4 more at 2.		

100-YARD RECEIVING GAMES (10): ALL

DATE	TEAM	NO.	YDS.	AVG.	LG	TD
09/11/21	UINDY	6	166	27.7	63	1
10/23/21	at Findlay	9	193	21.4	81	2
09/03/22	at Lake Erie	7	157	22.4	70	2
09/10/22	WALSH	8	189	23.6	53	3
09/24/22	at Missouri S&T	8	177	22.1	76	2
10/22/22	FINDLAY	6	107	17.8	46	2
10/29/22	ASHLAND	6	116	19.3	41	0
11/05/22	MICHIGAN TECH	6	146	24.3	42	2
11/12/22	at Ohio Dominican	8	148	18.5	42	0
09/28/24	at Texas A&M	5	120	24.0	75	1

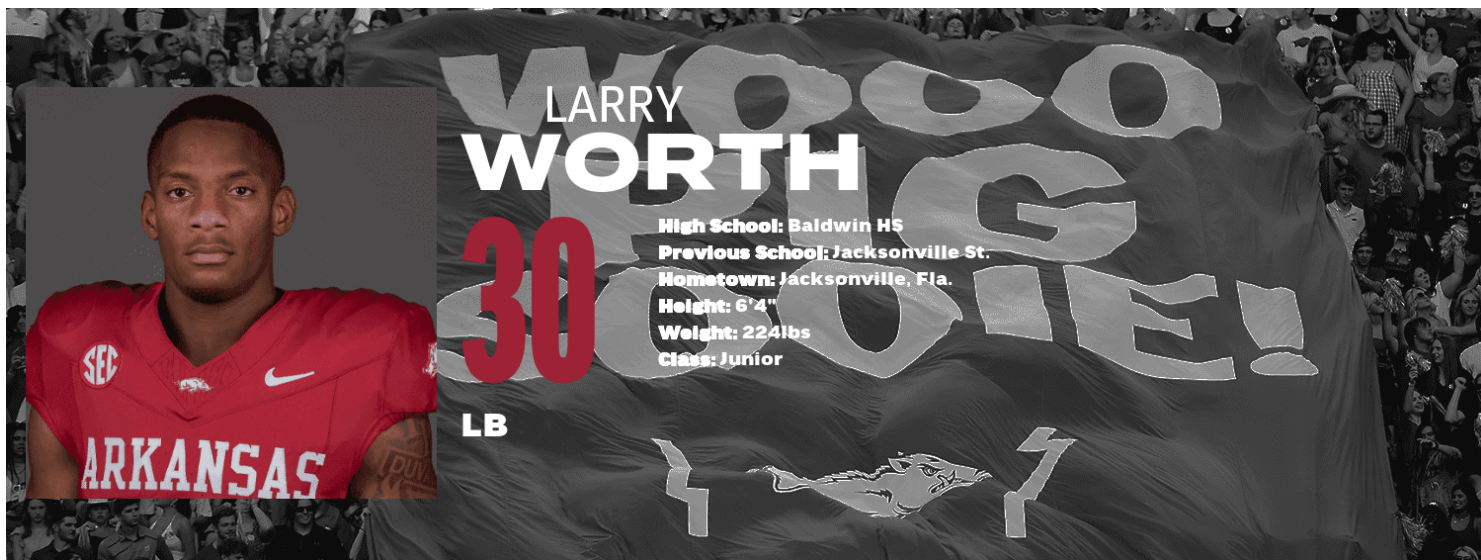


## Game 11: LA Tech

### 2024 GAME-BY-GAME ALL STATISTICS (ARKANSAS)

DATE	OPPONENT	P/S	NO.	RECEIVING				RUSHING				W/L	SCORE	
				YDS.	AVG.	LG	TD	NO.	YDS.	AVG.	LG			TD
08/29	Ark.-Pine Bluff	S	3	53	17.7	28	0	0	0	0.0	0	0	W	70-0
09/07	at Oklahoma St.	P	1	32	32.0	32	0	0	0	0.0	0	0	L	31-39
09/14	UAB	P	0	0	0.0	0	0	0	0	0.0	0	0	W	37-27
09/21	at Auburn	P	0	0	0.0	0	0	0	0	0.0	0	0	W	24-14
09/28	Texas A&M	P	5	120	24.0	75	1	0	0	0.0	0	0	L	17-21
10/05	Tennessee	P	0	0	0.0	0	0	0	0	0.0	0	0	W	19-14
10/19	LSU	P	1	14	14.0	14	0	0	0	0.0	0	0	L	10-34
10/26	at Mississippi St.	P	3	51	17.0	26	0	0	0	0.0	0	0	W	58-25
11/02	Ole Miss	S	3	64	21.3	44	0	0	0	0.0	0	0	L	31-63
11/16	Texas	P	1	7	7.0	7	0	0	0	0.0	0	0	L	10-20
<b>2024 totals</b>		<b>10-2</b>	<b>17</b>	<b>341</b>	<b>20.1</b>	<b>75</b>	<b>1</b>	<b>0</b>	<b>0</b>	<b>0.0</b>	<b>0</b>	<b>0</b>	<b>5-5</b>	





- ▶ Transferred from Jacksonville State where he spent his freshman and sophomore seasons.
- ▶ Saw action in 22 games during his two seasons, including four starts at nickelback in 2023

- ▶ Was fifth on Jax State in total tackles (63) and second in sacks (4) in 2023.
- ▶ Posted a career-high 12 tackles, including two for loss and a sack during the New Orleans Bowl against Louisiana.
- ▶ Played receiver in high school before walking on at Jacksonville State where he transitioned to the defensive side of the ball, playing nickel and safety.

ALL DEFENSIVE STATISTICS

DATE	TEAM	GP	GS	TACKLES								INTERCEPTIONS					O. FUMB				ST				MISC				
				TK	S	A	TFL	YDS	SK	YDS	QH	NO	YDS	LG	TD	PD	FF	FR	TD	YDS	TK	S	A	FF	FR	S	A		
2022	Jacksonville St.	9	0	20	10	10	2.0	6.0	0.0	0.0	0	0	0	0	0	1	1	0	0	0	0	0	0	0	0	0	0	0	0
2023	Jacksonville St.	13	5	63	28	35	6.0	36.0	3.0	26.0	3	1	0	0	0	2	1	1	0	0	0	0	0	0	0	0	0	0	
2024	Arkansas	10	2	36	15	21	0.5	2.0	0.5	2.0	0	0	0	0	0	2	0	0	0	0	0	0	0	0	0	0	0		
Totals		32	7	119	53	66	8.5	44.0	3.5	28.0	3	1	0	0	0	5	2	1	0	0	0	0	0	0	0	0	0		

SINGLE-GAME HIGHS: DEFENSIVE

<b>Total Tackles</b>	12 at Louisiana, Dec 16, 2023 9 vs. Ole Miss, Nov 02, 2024 8 vs. Texas, Nov 16, 2024	<b>Forced Fumbles</b>	1 vs. UTEP, Aug 26, 2023 ...1 more at 1.
<b>Solo Tackles</b>	6 at New Mexico St., Nov 25, 2023 4 vs. Texas, Nov 16, 2024 ...2 more at 4.	<b>Fumble Recoveries</b>	1 at Middle Tenn., Oct 04, 2023
<b>Sacks</b>	1.5 vs. UTEP, Aug 26, 2023 1.0 at Louisiana, Dec 16, 2023 0.5 vs. Tennessee, Oct 05, 2024 ...1 more at 0.5.	<b>Tackles For Loss</b>	2 at Louisiana, Dec 16, 2023 1.5 vs. UTEP, Aug 26, 2023 ...1 more at 1.5.
<b>Passes Defensed</b>	1 vs. Texas, Nov 16, 2024 ...4 more at 1.	<b>Interceptions</b>	1 vs. Eastern Mich., Sep 23, 2023

2024 GAME-BY-GAME ALL STATISTICS (ARKANSAS)

DATE	OPPONENT	P/S	TACKLES								INTERCEPTIONS					O. FUMB				ST				MISC		SCORE			
			TK	S	A	SK	YDS	TFL	YDS	QH	NO	YDS	LG	TD	PD	FF	FR	TD	YDS	TK	S	A	FF	FR	S		A	W/L	
08/29	Ark.-Pine Bluff	P	0	0	0	0.0	0.0	0.0	0.0	0	0	0	0	0	0	0	0	0	0	0	0	0	0	0	0	0	0	W	70-0
09/07	at Oklahoma St.	P	1	0	1	0.0	0.0	0.0	0.0	0	0	0	0	0	0	0	0	0	0	0	0	0	0	0	0	0	0	L	31-39
09/14	UAB	P	0	0	0	0.0	0.0	0.0	0.0	0	0	0	0	0	0	0	0	0	0	0	0	0	0	0	0	0	0	W	37-27
09/21	at Auburn	P	0	0	0	0.0	0.0	0.0	0.0	0	0	0	0	0	0	0	0	0	0	0	0	0	0	0	0	0	0	W	24-14
09/28	Texas A&M	P	1	0	1	0.0	0.0	0.0	0.0	0	0	0	0	0	0	0	0	0	0	0	0	0	0	0	0	0	0	L	17-21
10/05	Tennessee	S	7	3	4	0.5	2.0	0.5	2.0	0	0	0	0	0	0	0	0	0	0	0	0	0	0	0	0	0	0	W	19-14
10/19	LSU	P	4	2	2	0.0	0.0	0.0	0.0	0	0	0	0	0	1	0	0	0	0	0	0	0	0	0	0	0	0	L	10-34
10/26	at Mississippi St.	P	6	3	3	0.0	0.0	0.0	0.0	0	0	0	0	0	0	0	0	0	0	0	0	0	0	0	0	0	0	W	58-25
11/02	Ole Miss	P	9	3	6	0.0	0.0	0.0	0.0	0	0	0	0	0	0	0	0	0	0	0	0	0	0	0	0	0	0	L	31-63
11/16	Texas	S	8	4	4	0.0	0.0	0.0	0.0	0	0	0	0	0	1	0	0	0	0	0	0	0	0	0	0	0	0	L	10-20
2024 totals		10-2	36	15	21	0.5	2.0	0.5	2.0	0	0	0	0	0	2	0	0	0	0	0	0	0	0	0	0	0	0	5-5	

WEEKLY MEDIA SCHEDULE: LOUISIANA TECH

<b>17</b> SUN No media availability	<b>18</b> MON Noon Presser: Coach Pittman	<b>19</b> TUES 6:30 p.m. Zoom: Student-Athletes	<b>20</b> WED 10:40 a.m. SEC Teleconference: Coach Pittman  7 p.m. <i>Sam Pittman Live</i>	<b>21</b> THUR No media availability	<b>22</b> FRI No media availability	<b>23</b> SAT <b>Gameday</b> LA Tech Kickoff - 3 p.m. TV - ESPN+/SEC Network+  <b>Postgame Presser</b> Coach Pittman & Student-Athletes
--	---	---	--	---	--	---

ARKANSAS COMMUNICATIONS



**KYLE PARKINSON**  
Associate AD/Communications  
Cell .....(479) 387-4753  
Email.....kparkin@uark.edu  
Twitter.....@TheOtherKP



**OLIVER GRIGG**  
Assistant Director/Communications  
Cell .....(479) 502-6577  
Email.....ogrigg@uark.edu  
Twitter.....@Oliver\_Grigg



**HUNTER CORNELIUSEN**  
Assistant Director/Communications  
Cell .....(479) 380-2194  
Email.....hc068@uark.edu  
Twitter.....@HunterCor

**Office:** (479) 575-2751  
**Fax:** (479) 575-7481  
**Fayetteville Press Box:** (479) 575-6622  
**Little Rock Press Box:** (501) 663-0514  
**Mailing Address:**

Arkansas Communications  
P.O. Box 7777  
Fayetteville, AR 72701

**Overnight/Physical Address:**  
University of Arkansas  
Arkansas Communications  
350 N Razorback Road  
Fayetteville, AR 72701

GAME CREDENTIAL REQUESTS

All requests for media and/or photo credentials must be made online at SportsSystems.com/Arkansas. Requests should be made at least 10 days in advance. Credentials must be requested and will be granted on a game-by-game basis only. No multi-game or full season credentials will be issued.

Credentials will not be mailed. They may be picked up beginning three hours prior to kickoff at the media will call station at the base of the elevator at both Donald W. Reynolds Razorback Stadium in Fayetteville and War Memorial Stadium in Little Rock. Photo identification is required when picking up credentials

ARKANSAS FTP SITE

An FTP site is available for members of the media. For more information concerning the FTP site, contact Michelle Glover (mgllover@uark.edu).

SEC COACHES TELECONFERENCE

In conjunction with the Southeastern Conference, head coach Sam Pittman will participate each week in the league's teleconference of football coaches. The teleconferences will be conducted each Wednesday from Aug. 28 to Nov. 20 from 10 a.m. to 12:40 p.m. CT.

Accredited media members only may access the broadcast-quality teleconference. Callers may participate in the question-and-answer session with an individual coach or all SEC coaches. For more information and the teleconference number, contact the SEC Media Relations Office at (205) 458-3000.

- 10:00 a.m. .... Brian Kelly, LSU
- 10:10 a.m. .... Kirby Smart, Georgia
- 10:20 a.m. .... Billy Napier, Florida
- 10:30 a.m. .... Brent Venables, Oklahoma
- 10:40 a.m. .... Sam Pittman, Arkansas**
- 10:50 a.m. .... Josh Heupel, Tennessee
- 11:00 a.m. .... Kalen DeBoer, Alabama
- 11:10 a.m. .... Shane Beamer, South Carolina
- 11:20 a.m. .... Elijah Drinkwitz, Missouri
- 11:30 a.m. .... Mike Elko, Texas A&M
- 11:40 a.m. .... Mark Stoops, Kentucky
- 11:50 a.m. .... Jeff Leiby, Mississippi State
- Noon ..... Lane Kiffin, Ole Miss
- 12:10 p.m. .... Hugh Freeze, Auburn
- 12:20 p.m. .... Clark Lea, Vanderbilt
- 12:30 p.m. .... Steve Sarkisian, Texas

SAM PITTMAN LIVE

"Sam Pittman Live," Coach Pittman's weekly radio show, airs on Wednesday nights starting at 7 p.m. For the 15th straight year, the one-hour radio show will be broadcast live from the Catfish Hole.

The show will be carried throughout the state of Arkansas on the Razorback Sports Network and locally in Fayetteville on 105.3 FM, 99.5 FM, 92.1 FM & 1290 AM.

RAZORBACK FOOTBALL WITH SAM PITTMAN

"Razorback Football with Sam Pittman" is the official television coach's show of Razorback football. The one-hour show will air statewide and throughout the region on numerous television affiliates.

12 shows will air throughout the season on the following stations: KATV (Sunday at 10:30 p.m.), KFSM (Sunday at 10:30 p.m.) and KNXW (Sunday at 9:30 p.m.).

RADIO AFFILIATES

Batesville.....	KWOZ-FM .....	103.3
Camden.....	KCXY-FM .....	95.3
Camden.....	KAMD-FM .....	97.1
Crossett.....	KAGH-FM.....	104.9
Crossett.....	KAGH-AM .....	800
DeQueen.....	KDQN-FM .....	92.1
DeWitt.....	KDEW-FM .....	97.3
El Dorado.....	KMRX-FM .....	96.1
Fayetteville.....	KQSM-FM .....	92.1
Fayetteville.....	KAKS-FM.....	99.5
Fayetteville.....	K237GR.....	95.3
Forrest City.....	KBFC-FM .....	93.5
Fort Smith.....	KERX-FM .....	95.3
Glenwood.....	KHGZ-FM.....	98.9
Glenwood.....	KHGZ-AM .....	670
Hot Springs/Mena.....	KTTG-FM.....	96.3
Jonesboro.....	KEGI-FM .....	100.5
Joplin, Mo.....	KHST-FM .....	101.7
Little Rock.....	KABZ-FM .....	103.7
Magnolia.....	KZHE-FM .....	100.5
Marshall.....	KBCN-FM.....	104.3
Mena.....	KENA-FM.....	104.1
Monett, Mo.....	KKBL-FM .....	95.9
Monticello.....	KGPO-FM.....	99.9
Morrilton.....	KCON-FM.....	99.3
Mountain Home.....	KOMT-FM .....	93.5
Ozark.....	KDYN-FM.....	96.7
Ozark.....	KDYN-AM .....	1540
Searcy.....	KRZS-FM .....	99.1
Texarkana.....	KKTK-AM.....	1400
Tulsa, Okla.....	KYAL-FM .....	99.9
Tulsa, Okla.....	KYAL-AM.....	1550
Wynne.....	KWYN-FM .....	92.5