



# LOUISIANA TECH

## 2024 BULLDOG FOOTBALL

3 NATIONAL CHAMPIONSHIPS

13 BOWL APPEARANCES

3 NFL HALL OF FAMERS

**DATE/TIME:** Saturday, Nov. 23 | 3 p.m. CT  
**LOCATION:** Donald W. Reynolds Razorback Stadium (Fayetteville, Ark.)  
**SERIES HISTORY:** Arkansas Leads, 4-0  
**STREAK:** Arkansas, 4  
**LAST MEETING:** Sept. 3, 2016 | Fayetteville, Ark.  
Arkansas 21, LA Tech 20

**MEDIA:** SEC Network+ | SECN+  
**TALENT:** Matt Schumacker (pxp), Dustin Fox (analyst)  
**RADIO:** LA Tech Sports Network | LA Tech Athletics app  
**TALENT:** Malcolm Butler (pxp), Teddy Allen (analyst), Jerry Byrd (sideline)



### LOUISIANA TECH BULLDOGS (4-6, 3-4 CUSA)

**Head Coach:** Sonny Cumbie  
**Record at LA Tech:** 10-24 (3rd year)  
**Career Record:** 12-27 (4th year)  
**Record vs. Arkansas:** 0-0

VS



### ARKANSAS RAZORBACKS (5-5, 3-4 SEC)

**Head Coach:** Sam Pittman  
**Record at Arkansas:** 28-30 (5th year)  
**Career Record:** Same  
**Record vs. LA Tech:** 0-0

### BY THE NUMBERS

103 ▶

Amani Givens became the first Bulldog running back to rush for 100 yards in a game this season after finishing with 103 yards against WKU. Givens averaged 6.1 yards per carry after carrying the ball 17 times.

92 ▶

Omiri Wiggins recorded 67 rushing Saturday's contest against Arkansas will mark the 92nd time LA Tech has faced an SEC opponent. The Bulldogs are 8-82-1 against current SEC members.

4 ▶

The Bulldog defense has held four of its opponents under 100 rushing yards. WKU became the third team to rush for less than 100 yards, as the Bulldogs limited the Hilltoppers to 63 yards on the ground.

2 ▶

Buck Buchanan earned his second Special Team Player of the Week award after connecting on four field goals against WKU. Buchanan accounted for all LA Tech's points in the 12-7 upset win over the Hilltoppers.

### A LA TECH WIN...

- Would give the Bulldogs their first ever win over Arkansas.
- Would give the Bulldogs their 9th win over an SEC team.
- Would give LA Tech consecutive road wins for the first time since the 2019 season.
- Would give LA Tech its second non-conference win of the season.
- Would make LA Tech one win away from being bowl eligible.

### BULLDOG STORYLINES AND 2024 LEADERS


• Louisiana Tech will head to Fayetteville, Ark., for its final road game of the season, taking on the Arkansas Razorbacks on Saturday at 3:00 p.m. LA Tech improved to 4-6 (3-4 CUSA) after defeating CUSA leader WKU 12-7 on the road. Arkansas enters Saturday's matchup with a 5-5 (3-4 SEC) record following back-to-back losses to Ole Miss and Texas. The Bulldogs will need to win their next two matchups to reach bowl eligibility while the Razorbacks sit one win away.

• LA Tech's 12-7 win over WKU marked the Bulldogs' first road win since Sept. 29, 2023, when the Bulldogs defeated UTEP in El Paso. LA Tech will look to secure consecutive road win for the first time since the 2019 season as they travel to Arkansas on Saturday.

• The Louisiana Tech defense climbed back into the top 15 nationally in total defense, raking 12th in the FBS. The Bulldogs are allowing just 302.3 yards per game and are ranked in the top 30 in rush defense (29th, 115.0 ypg) and pass defense (26th, 187.73 ypg). LA Tech held its fourth opponent of the season under 100 rushing yards, limiting the WKU to just 63 yards on the ground.

• The Bulldog defense remains a top 20 defense in the nation, sitting at No. 18 with 312 yards allowed per game. LA Tech is ranked 35th in run defense (120.8) and 28th in pass defense (191.2). The Bulldogs have been the only defense in the CUSA to allow less than 300 rushing yards to Jax State, surrendering just 191 yards to the Gamecocks.

• Buck Buchanan accounted for all 12 of LA Tech's points in the 12-7 win over WKU. The junior kicker earned his second CUSA Special Teams Player of the Week award after connecting on 4-of-5 field goals. Buchanan was aided offensively by a strong run game that saw the Bulldog offense surpass 100 yards on the ground for just the second time this season, while the team had its first 100+ yard rusher of the season in Amani Givens.



QB

EVAN BULLOCK


135/200 (67.50%) | 1,518 YARDS | 12 TD



RB

OMIRI WIGGINS

88 CARRIES | 351 YARDS | 3 TOTAL TD



WR

TRU EDWARDS

59 RECEPTIONS | 760 YARDS | 6 TD



LB

KOLBE FIELDS

68 TACKLES | 8.5 TFL | 1.5 SACKS

### 2024 SCHEDULE & RESULTS



NICHOLLS  
Aug. 31  
ESPN+  
W, 25-17



at NC STATE  
Sept. 14  
ACC Network  
L, 30-20



TULSA  
Sept. 21  
ESPN+  
L, 23-20



at FIU\*  
Sept. 28  
ESPN+  
L, 17-10



MIDDLE TENNESSEE\*  
Oct. 10  
CBSSN  
W, 48-21



at NEW MEXICO STATE\*  
Oct. 15  
ESPN  
L, 33-30



UTEP\*  
Oct. 22  
CBSSN  
W, 14-10



at SAM HOUSTON\*  
Oct. 29  
ESPN  
L, 9-3



JACKSONVILLE STATE\*  
Nov. 9  
CBSSN  
L, 44-37



at WKU\*  
Nov. 16  
CBSSN  
W, 12-7



at ARKANSAS  
Nov. 23  
SEC Network+  
3 p.m. CT



KENNESAW STATE\*  
Nov. 30  
ESPN+  
3 p.m. CT

## STRATEGIC COMMUNICATIONS



**Stephen Featherston (Primary)**  
 Director / Communications  
 Phone: (254) 747-1218  
 Email: featherston@latech.edu



**Kane McGuire (Secondary)**  
 Associate A.D. / Communications  
 Phone: (318) 548-2161  
 Email: kmcguire@latech.edu



**Kevin Albarez**  
 Associate Director / Communications  
 Phone: (225) 573-3538  
 Email: kalbarez@latech.edu

## MEDIA SCHEDULE

18 MON	19 TUES	20 WED	21 THURS	22 FRI	23 SAT	24 SUN
No Availability	WEEKLY PRESS CONFERENCE NOON CT DAVISON ATHLETICS COMPLEX	No Availability	No Availability	No Availability	GAME DAY POST-GAME PRESS CONFERENCE	No Availability

## QUICK FACTS

### UNIVERSITY

Location ..... Ruston, Louisiana  
 Founded ..... 1894  
 Enrollment ..... 11,612 (as of Fall 2023)  
 Nickname ..... Bulldogs  
 School Colors ..... Red and Blue  
 Conference ..... CUSA  
 President ..... Dr. Jim Henderson  
 Athletic Director ..... Ryan Ivey  
 SWA ..... Mary Kay Hungate  
 Faculty Athletic Rep ..... Dr. Donna Thomas  
 Athletics Website ..... LATechSports.com

### TEAM

2023 Record ..... 3-9  
 2023 CUSA Record ..... 2-6 (t-6th)  
 Letterwinners R/L ..... 38/31  
 Starters R/L ..... 9/13  
 Newcomers ..... 50

### HISTORY

All-Time Record ..... 646-504-38  
 First Year of Football ..... 1901 (120 seasons)  
 Conference Championships ..... 25  
 Last Conference Championship ..... 2011 (WAC)  
 All-Time Bowl Record ..... 8-4-1  
 Last Bowl Appearance ..... 2020  
 ..... New Orleans Bowl (LA Tech 3, Georgia Southern 38)  
 CUSA Record ..... 49-37 (11 seasons)  
 CUSA Championship Record ..... 0-2  
 Last CUSA Championship Appearance ..... 2016  
 ..... Bowling Green, Ky. (LA Tech 44, WKU 58)

### RADIO

Network ..... LA Tech Sports Network  
 General Manager ..... Brad Pietz  
 Office Phone ..... (318) 257-5331  
 Play-by-play ..... Malcolm Butler  
 Analyst ..... Teddy Allen  
 Sideline ..... Jerry Byrd

### TUESDAY MEDIA PRESSERS

Head coach Sonny Cumbie and select student-athletes will meet with the media every Tuesday prior to a game. The press conference begins at Noon CT with Coach Cumbie and selected players. Video and audio of each presser will be uploaded to ConferenceUSA.Box.com.

### PRACTICE COVERAGE

Practices this week will be closed to the media. Interviews are available upon request. All interview requests must be directed to the Louisiana Tech Strategic Communications Office at least 24 hours in advance. Please send all requests via email to featherston@latech.edu.

### WEEKLY MEDIA AVAILABILITY

Above is a general weekly schedule of media availability for the Louisiana Tech football team. Members of the media are expected to adhere to these policies at all times. All interview requests should be made to Louisiana Tech Director of Strategic Communications Stephen Featherston at least 24 hours in advance. All media availability times are subject to change. Please contact LA Tech Strategic Communications for any additional requests or changes in the schedule. (Note: First-year players are not available to the media unless by special request)

For games in Ruston, all Louisiana Tech post-game press conferences will be held after each game following a 10-minute cooling off period. No interviews will be allowed on the field with players and/or coaches immediately following games. Coach Cumbie and select Louisiana Tech players will be available in the LA Tech Team Room following games.

### COACH/PLAYER AVAILABILITY

All members of the Louisiana Tech coaching staff are available during the designated days and times throughout the year. All returning players are available during the designated days and times, but newcomers are not available to the media unless under special request that access is granted.

### SOCIAL MEDIA

Louisiana Tech fans can access the most in-depth information regarding all the University's programs through social media opportunities available online.

Twitter X – Members of the Louisiana Tech Strategic Communications department will be tweeting throughout the year with the latest news and in-game score updates. To follow them, simply find them on www.twitter.com.

@LATechFB – Direct reports from football practices and games

@LATechSports – General athletic department information

### collegepressbox

CollegePressBox.com is the official media website for Conference USA and Louisiana Tech Football. Access and download weekly game notes, quotes, statistics, media guides, headshots, logos and more for Louisiana Tech, Conference USA and each of its member schools. Login information will be distributed to accredited media or you can apply for a password by sending an email to password@collegepressbox.com.

## WE ARE LOUISIANA TECH

We are excited you are covering Louisiana Tech Football this season. In doing so, we ask that you please refer to us by our correct name and abbreviation. Thanks and go Bulldogs!

**CORRECT** > Louisiana Tech, LA Tech (pronounced Lah), Tech, Bulldogs or 'Dogs  
**INCORRECT** > LT, LTU, La Tech, La. Tech or Dawgs





## DEPTH CHART (GAME 11 VS. ARKANSAS)

### OFFENSE

QB	HT	WT	CL
7 Evan Bullock	6-5	212	R-Fr.
10 Jack Turner	6-5	231	R-Jr.

RB	HT	WT	CL
22 Omiri Wiggins	5-10	202	So.
25 Amani Givens	5-7	208	Jr.
24 Fred Robertson	5-7	185	Fr.
3 Marquis Crosby	5-9	201	R-Jr.

TE	HT	WT	CL
84 Eli Finley	6-6	244	So.
87 John Locke	6-4	241	R-So.

WR-H	HT	WT	CL
16 Tru Edwards	6-3	201	R-Sr.
17 Nate Jones	6-3	215	Sr.

WR-Z	HT	WT	CL
6 Jimmy Holiday	6-1	211	R-Sr.
47 Jay Wilkerson	6-1	179	R-So.

WR-X	HT	WT	CL
18 Abdul-Fatai Ibrahim	6-0	200	R-Sr.
2 Solo Lewis	5-8	173	R-Jr.

LT	HT	WT	CL
51 Daniel Keys	6-5	344	Sr.
73 Kenneth Bannister	6-3	312	R-Jr.

LG	HT	WT	CL
79 Bert Hale	6-5	348	Sr.
60 Roy Brackins III	6-3	308	R-Fr.

C	HT	WT	CL
55 Landon Nelson	6-1	305	R-Jr.
54 Zarian McGill	6-2	308	Sr.

RG	HT	WT	CL
66 Ja'Marion Kennedy	6-3	323	R-Fr.
75 Jerren Gilbert	6-2	315	Sr.

RT	HT	WT	CL
72 Hayden Christman	6-6	324	R-Fr.
67 Brett Canis	6-6	316	R-Jr.

### DEFENSE

DE	HT	WT	CL
2 Jessie Evans	6-3	260	Sr.
18 Ezekiel Durham-Campbell	6-5	241	Jr.
40 Obinna Okeke	6-3	246	R-Fr.

NT	HT	WT	CL
48 Kells Bush	6-3	309	R-So.
97 Christian Davis	6-3	318	R-Fr.

DT	HT	WT	CL
90 David Blay	6-4	303	R-Jr.
96 Zion Nason	6-2	302	Sr.

DE	HT	WT	CL
20 J'Dan Burnett	6-1	254	R-Jr.
88 Mykol Clark	6-5	272	Gr.
7 Jayden Gray	6-2	271	R-Jr.

LB	HT	WT	CL
21 Zach Zimos	6-4	236	R-Sr.
25 Colton Deckard	6-2	208	R-Fr.

LB	HT	WT	CL
37 CJ Harris	6-0	230	Sr.
9 Mekhi Mason	6-2	231	R-So.

LB	HT	WT	CL
10 Kolbe Fields	6-0	220	R-Jr.
42 Sifa Leota	6-3	229	R-Jr.

CB	HT	WT	CL
8 Demarcus Griffin-Taylor	5-9	166	R-Sr.
36 Navarion Benson	6-0	162	Jr.

S	HT	WT	CL
0 Blake Thompson	6-1	191	R-So.
23 Jacob Fields			

S	HT	WT	CL
5 Michael Richard	5-11	178	So.
3 Isaiah Mcelvane	6-0	197	R-Sr.

CB	HT	WT	CL
11 Cedric Woods	5-11	185	R-Sr.
4 Jhamal Sheby Jr.	6-3	190	R-So.

### SPECIAL TEAMS

K	HT	WT	CL
15 Buck Buchanan	5-11	189	Jr.
43 Drew Henderson	5-8	184	R-Fr.

KO	HT	WT	CL
15 Buck Buchanan	5-11	190	So.

P	HT	WT	CL
32 Patrick Rea	6-3	194	R-So.
48 John Hoyet Chance	6-1	219	Fr.

LS	HT	WT	CL
50 Gabe Pugh	6-3	233	R-Sr.
41 Ean Burch	5-11	205	R-Jr.

PR	HT	WT	CL
16 Tru Edwards	6-3	201	R-Sr.
2 Solo Lewis	5-8	173	R-Jr.

KR	HT	WT	CL
8 Demarcus Griffin-Taylor	5-9	166	R-Sr.
22 Omiri Wiggins	5-10	202	So.

H	HT	WT	CL
32 Patrick Rea	6-3	194	R-So.

## CAREER STARTS

PLAYER, POS.	LA TECH	OVERALL
	GP/GS	GP/GS*
Mykol Clark	57/35	57/35
Bert Hale	48/29	48/29
Cedric Woods	45/42	45/42
Jerren Gilbert	42/19	42/19
Buck Buchanan	34/0	34/0
Nate Jones	28/7	28/7
Jayden Gray	28/2	28/2
J'Dan Burnett	27/7	27/7
Jakobe Brock	26/0	26/0
Tru Edwards	24/14	34/14
John Locke	24/0	24/0
Solo Lewis	23/0	23/0
Zach Zimos	22/14	35/14
Marquis Crosby	22/11	22/11
Gabe Pugh	22/0	22/0
Jessie Evans	21/11	21/11
Isaiah Mcelvane	21/12	51/12
Jacob Fields	21/7	21/7
Qua'veon Turner	20/0	20/0
Eli Finley	20/11	20/11
David Blay	20/11	20/11
Brett Canis	20/2	20/2
Zion Nason	19/4	19/4
Kenneth Bannister	19/1	19/1
Michael Richard	19/11	19/11
Demarcus Griffin-Taylor	18/13	35/13
Marlion Jackson	18/2	18/2
Roderick Roberson	18/3	44/3
Jack Turner	17/7	17/7
Landon Nelson	17/7	17/7
Joshua Cobbs	17/0	17/0
Jhamal Shelby Jr.	16/0	16/0
Patrick Rea	16/0	16/0
Dakota Williams	15/1	15/1
Dedrick Latulas	14/0	14/0
Kells Bush	13/0	13/0
Hayden Christman	12/8	12/8
Ezekiel Durham-Campbell	12/0	12/0
Abdul-Fatai Ibrahim	10/10	23/21
Kolbe Fields	10/10	25/10
Daniel Keys	10/10	10/10
Evan Bullock	10/7	10/7
Omiri Wiggins	10/6	10/6
Jay Wilkerson	10/5	11/5
Ja'Marion Kennedy	10/3	10/3
Mekhi Mason	10/3	19/3
Sifa Leota	10/2	27/3
Jimmy Holiday	10/3	52/8
Christian Davis	10/0	10/0
Jakari Foster	10/0	10/0
Colton Deckard	10/0	10/0
Roy Brackins III	10/0	10/0
Blake Thompson	9/8	18/9
Zarian McGill	9/3	33/27
Judd Rouyea	9/0	9/0
CJ Harris	8/6	46/30
Fred Robertson	8/1	8/1
BJ Blake	8/0	8/0
Kendrick Rucker	7/0	7/0
Pig Cage	7/0	32/1
Amani Givens	6/0	6/0
Obinna Okeke	6/0	6/0
Jordyn Morgan	5/0	30/12
Ean Burch	5/0	5/0
Donerio Davenport	4/2	17/2
Jadon Mayfield	4/0	4/0
Luke Wisham	3/0	3/0
Cole Watson	3/0	3/0
Cam Hill	3/0	3/0
Alonzo Jackson Jr.	2/0	2/0
Tamarcus Gray Jr.	2/0	2/0
Ashanti Cole	2/0	2/0
Jamarcus Jones	2/0	6/0
Blake Baker	2/0	2/0
Chase Locke	1/0	1/0
Jalen McGaughy	1/0	43/6
Bud Holloway	1/0	1/0
Navarion Benson	1/0	1/0

\*total starts | LA Tech + previous FBS institution




# NUMERICAL ROSTER

No.	Name	Pos.	Ht.	Wt.	Class	Hometown/Previous School
0	Blake Thompson	DB	6-1	191	R-So.	Missouri City, Texas / Iowa State
1	Jordyn Morgan	DB	6-0	190	R-Jr.	Universal City, Texas / UNLV
2	Jessie Evans	DL	6-3	260	Sr.	Houston, Texas / Prairie View A&M
2	Solo Lewis	WR	5-10	175	R-Jr.	Lake Charles, La. / Lake Charles Prep
3	Marquis Crosby	RB	5-9	201	R-So.	Hattiesburg, Miss. / Presbyterian Christian
3	Isaiah McElvane	DB	6-0	197	R-Sr.	San Jose, Calif. / San Diego State
4	Donerio Davenport	RB	6-1	210	Sr.	McComb, Miss. / Texas State
4	Jhamal Shelby Jr.	DB	6-3	190	R-So.	New Orleans, La. / St. Augustine HS
5	Blake Baker	QB	6-5	224	R-Fr.	Cypress, Texas / Cypress Ranch HS
5	Michael Richard	DB	5-11	178	So.	New Orleans, La. / Edna Karr HS
6	Jimmy Holiday	WR	6-1	211	R-Sr.	Flora, Miss. / WKU
7	Evan Bullock	QB	6-5	212	R-Fr.	Anna, Texas / Anna HS
7	Jayden Gray	DL	6-2	271	R-Jr.	Fort Worth, Texas / Iowa State
8	Demarcus Griffin-Taylor	DB	5-9	166	R-Sr.	Riverside, Calif. / Houston
8	Devonta Lee	WR	6-2	215	R-Sr.	Fluker, La. / LSU
9	Marlion Jackson	WR	6-2	205	R-So.	Flowery Branch, Ga. / Cherokee Bluff HS
9	Mekhi Mason	LB	6-2	231	R-So.	Pembroke Pines, Fla. / Syracuse
10	Kolbe Fields	LB	6-0	220	R-Jr.	New Orleans, La. / LSU
10	Jack Turner	QB	6-5	231	R-Jr.	Round Rock, Texas / Navarro JC
11	Zachary Jackson	QB	5-10	175	Fr.	Monroe, La. / Neville HS
11	Cedric Woods	DB	5-11	185	R-Sr.	Monroe, La. / Carroll HS
13	Shadeed Ahmed	WR	5-11	170	Gr.	Houston, Texas / Texas State
13	Jamarcus Jones	LB	6-4	219	R-Jr.	Union, Miss. / UAB
14	Cam Hill	DB	6-2	198	R-Fr.	Farmerville, La. / Union Parrish HS
14	Dakota Williams	WR	6-2	197	So.	Hahnville, La. / Hahnville HS
15	Buck Buchanan	P/K	5-11	189	Jr.	Longview, Texas / Marshall HS
15	Talen McGaughy	WR	6-4	235	R-Sr.	Detroit, Mich. / Central Michigan
16	Tru Edwards	WR	6-3	201	R-Sr.	Shreveport, La. / Hawaii
17	Nate Jones	WR	6-3	215	Sr.	Malakoff, Texas / Trinity Valley CC
17	Jakobe Brock	LB	6-2	240	R-Jr.	Pineville, La. / Tioga HS
18	Ezekiel Durham-Campbell	DL	6-5	241	Jr.	Atlanta, Ga. / Lenoir-Rhyne
18	Abdul-Fatai Ibrahim	WR	6-0	200	R-Sr.	Miramar, Fla. / Bowling Green
19	Roderick Robertson	DB	6-0	195	R-Sr.	Royse City, Texas / SMU
19	Mason Welch	QB	6-5	220	So.	Shreveport, La. / Kilgore CC
20	J'Dan Burnett	DL	6-1	254	R-Jr.	Fort Worth, Texas / Nolan Catholic HS
21	Zach Zimos	LB	6-4	236	Sr.	Sugar Land, Texas / Arkansas
22	Qua'veon Turner	DB	5-8	177	R-Jr.	Ferriday, La. / ULM
22	Omiri Wiggins	RB	5-10	202	So.	Lafayette, La. / Coffeyville CC
23	Jacob Fields	DB	5-11	188	So.	Melissa, Texas / Melissa HS
24	Fred Robertson	RB	5-7	185	Fr.	New Orleans, La. / Warren Easton HS
25	Colton Deckard	LB	6-2	208	R-Fr.	Muenster, Texas / Muenster HS
25	Amani Givens	RB	5-7	208	Jr.	Baton Rouge, La. / El Camino CC
26	Joshua Cobbs	DB	6-2	205	R-Jr.	West Monroe, La. / West Monroe HS
26	Princeton Cahee	RB	5-10	190	R-Fr.	Lafayette, La. / Bucknell
28	Bud Holloway	WR	5-8	162	R-Jr.	Oak Grove, La. / Oak Grove HS
29	DeMardrick Blunt	LB	6-1	205	R-Fr.	Monroe, La. / Carroll HS
30	Alonzo Jackson Jr.	LB	6-1	215	Fr.	Haynesville, La. / Haynesville HS
31	Brayden Curry	WR	5-7	160	R-Fr.	Shreveport, La. / Evangel Christian
31	Pig Cage	DB	5-9	199	R-Sr.	Kenner, La. / UTSA
32	Patrick Rea	P	6-3	194	R-So.	Melbourne, Australia / St. Patrick's College
33	Jadon Mayfield	LB	5-11	228	Fr.	Ruston, La. / Ruston HS
34	Jakari Foster	DB	6-0	206	Jr.	Piedmont, Ala. / Hutchinson CC
34	Aubrey Hermes	WR	6-2	196	Fr.	Shreveport, La. / Calvary Baptist
35	Cole Watson	LB	6-0	198	Fr.	Marshall, Texas / Tatum HS
36	Navarion Benson	DB	6-0	162	Jr.	Crystal Springs, Miss. / Copiah-Lincoln CC
36	Riley Small	RB	6-0	190	Fr.	Gonzales, La. / University Lab
37	CJ Harris	LB	6-0	230	Sr.	Macon, Ga. / Kent State
39	Jacoryian Crowe	DB	5-10	175	Fr.	Ruston, La. / Ruston HS
40	Obinna Okeke	DL	6-3	246	R-Fr.	Houston, Texas / Cypress Falls HS
41	Ean Burch	DS	5-11	205	R-Jr.	Shreveport, La. / Loyola College Prep
41	Malcolm Pugh	DL	6-4	217	R-Fr.	Leroy, Ala. / Leroy HS / Georgia Tech
42	Sifa Leota	LB	6-3	229	R-Jr.	Eules, Texas / Trinity HS / North Texas
43	Drew Henderson	K	5-8	184	R-Fr.	Granbury, Texas / Granbury HS
47	Kenyatta McNeese	DB	5-11	176	R-Fr.	Olympia, Wash. / Olympia HS
47	Jay Wilkerson	WR	6-1	179	R-So.	Midlothian, Texas / Navarro CC
48	Kells Bush	DL	6-3	309	R-So.	New Orleans, La. / LSU
48	John Hoyet Chance	K	6-1	219	Fr.	Shreveport, La. / Captain Shreve HS

No.	Name	Pos.	Ht.	Wt.	Class	Hometown/Previous School
49	James Predtechenskis	LB	6-1	200	Fr.	Dallas, Texas / Covenant Christian HS
50	Gabe Pugh	LS	6-3	233	R-Sr.	Tuscaloosa, Ala. / Alabama
51	Daniel Keys	OL	6-5	344	Sr.	New Orleans, La. / Stephen F. Austin
52	Troy Smith III	OL	6-4	281	R-Fr.	New Orleans, La. / St. Augustine HS
53	Austin Ellis	OL	6-4	300	Fr.	Whitehouse, Texas / Bullard HS
54	Zarian McGill	OL	6-2	308	Sr.	Taylorsville, Miss. / ULM
55	Landon Nelson	OL	6-1	305	R-Jr.	Underwood, Iowa / Iowa Western CC
56	Andrew Richard	OL	6-3	303	Fr.	Central, La. / Central HS
57	Jadon Smith	OL	6-5	316	R-Fr.	Jennings, La. / Jennings HS
58	Bennett Slaughter	LB	6-0	210	Fr.	Dallas, Texas / Lovejoy HS
59	Jake Riggs	LS	5-11	209	Fr.	Homer, La. / Prestonwood Christian
60	Roy Brackins III	OL	6-3	308	R-Fr.	Baton Rouge, La. / Woodlawn HS
61	Kameron Robinson	OL	5-11	296	R-Fr.	Shreveport, La. / Captain Shreve HS
64	Jake Acklin	OL	6-6	314	Fr.	Haynesville, La. / Haynesville HS
66	Ja'Marion Kennedy	OL	6-3	323	R-Fr.	Shreveport, La. / Northwood HS
67	Brett Canis	OL	6-6	316	R-Jr.	Midland, Texas / Texas Tech
72	Hayden Christman	OL	6-6	324	R-Fr.	Tioga, La. / Tioga HS
73	Kenneth Bannister	OL	6-3	312	R-Jr.	New Orleans, La. / Edna Karr HS
75	Jerren Gilbert	OL	6-2	315	Sr.	Lake Charles, La. / Sam Houston HS
76	Cyler Corn	OL	6-4	288	Fr.	Groesbeck, Texas / Groesbeck HS
77	Keystone Allison	OL	6-3	274	R-Fr.	Carthage, Texas / Carthage HS
78	Ashanti Cole	OL	6-3	316	Jr.	Coushatta, La. / Grambling State
79	Bert Hale	OL	6-5	348	Sr.	Epps, La. / Oak Grove HS
80	Dedrick Latulas	WR	5-7	160	So.	New Iberia, La. / Westgate HS
81	Jay Simon	WR	5-11	179	Fr.	Shreveport, La. / Calvary Baptist
83	Kendrick Rucker	TE	6-5	233	R-So.	Shreveport, La. / Huntington HS
84	Eli Finley	TE	6-6	244	So.	Heath, Texas / Rockwall Heath HS
85	Adam Madise	WR	6-2	188	R-Fr.	Dallas, Texas / South Oak Cliff HS
87	John Locke	TE	6-4	241	R-So.	Helotes, Texas / SD O'Connor HS
88	Mykol Clark	DL	6-5	272	Gr.	Fort Worth, Texas / Crowley HS
88	Tamarcus Gray Jr.	WR	6-2	180	Fr.	Texarkana, Texas / Texas HS
89	Chase Locke	WR	6-3	204	Sr.	San Antonio, Texas / Wyoming
90	David Blay	DL	6-4	303	R-Jr.	Levittown, Pa. / West Chester
92	Adam Lamar	DL	6-3	283	Jr.	Macon, Ga. / Hutchinson CC
93	Jacob Bradford	DL	6-1	267	Fr.	Pass Christian, Miss. / St. Stanislaus HS
95	Trevell Vivians	DL	6-2	293	Jr.	Philadelphia, Miss. / Hinds CC
96	Zion Nason	DL	6-2	302	Sr.	Canton, Miss. / Mississippi Gulf Coast
97	Christian Davis	DL	6-3	318	R-Fr.	Ruston, La. / Ruston HS
99	Judd Rouyea	DL	6-2	251	R-Fr.	Baton Rouge, La. / Catholic HS

## COACHING STAFF

Name	Title	Experience (LA Tech)
Sonny Cumbie	Head Coach	3rd Year
Keelon Brookins	Cornerbacks	1st Year
Jeff Burris	Co-Defensive Coordinator/Safeties	4th Year
Cortez Carter	Linebackers	1st Year
Jacori Greer	Defensive Line	1st Year
Lorenzo Joe	Wide Receivers	1st Year
Scott Parr	Co-Offensive Coordinator/Tight Ends	3rd Year
Jeremiah Johnson	Defensive Coordinator	1st Year
Dan Sharp	Associate Head Coach/Special Teams	3rd Year
Nathan Young	Co-Offensive Coordinator/Offensive Line	3rd Year
Teddy Veal	Running Backs	5th Year
Gary Cioffi	Offensive Analyst	
Isaiah Graham	Offensive Analyst	
Patrick Morris	Offensive Analyst	
Brad Wilson	Offensive Analyst	
James Roberson	Defensive Analyst	



# ALPHABETICAL ROSTER

No.	Name	Pos.	Ht.	Wt.	Class	Hometown/Previous School
64	Jake Acklin	OL	6-6	314	Fr.	Haynesville, La. / Haynesville HS
13	Shadeed Ahmed	WR	5-11	170	Gr.	Houston, Texas / Texas State
77	Keystone Allison	OL	6-3	274	R-Fr.	Carthage, Texas / Carthage HS
27	Armauni Archie	DB	6-0	176	Gr.	Vallejo, Calif. / UConn
5	Blake Baker	QB	6-5	224	R-Fr.	Cypress, Texas / Cypress Ranch HS
73	Kenneth Bannister	OL	6-3	312	R-Jr.	New Orleans, La. / Edna Karr HS
36	Navarion Benson	DB	6-0	162	Jr.	Crystal Springs, Miss. / Copiah-Lincoln CC
90	David Blay	DL	6-4	303	R-Jr.	Levittown, Pa. / West Chester
29	DeMardrick Blunt	LB	6-1	205	R-Fr.	Monroe, La. / Carroll HS
60	Roy Brackins III	OL	6-3	308	R-Fr.	Baton Rouge, La. / Woodlawn HS
93	Jacob Bradford	DL	6-1	267	Fr.	Pass Christian, Miss. / St. Stanislaus HS
17	Jakobe Brock	LB	6-2	240	R-Jr.	Pineville, La. / Tioga HS
15	Buck Buchanan	P/K	5-11	189	Jr.	Longview, Texas / Marshall HS
7	Evan Bullock	QB	6-5	212	R-Fr.	Anna, Texas / Anna HS
41	Ean Burch	DS	5-11	205	R-Jr.	Shreveport, La. / Loyola College Prep
20	J'Dan Burnett	DL	6-1	254	R-Jr.	Fort Worth, Texas / Nolan Catholic HS
48	Kells Bush	DL	6-3	309	R-So.	New Orleans, La. / LSU
31	Pig Cage	DB	5-9	199	R-Sr.	Kenner, La. / UTSA
26	Princeton Cahee	RB	5-10	190	R-Fr.	Lafayette, La. / Bucknell
67	Brett Canis	OL	6-6	316	R-Jr.	Midland, Texas / Texas Tech
48	John Hoyet Chance	K	6-1	219	Fr.	Shreveport, La. / Captain Shreve HS
72	Hayden Christman	OL	6-6	324	R-Fr.	Tioga, La. / Tioga HS
88	Mykol Clark	DL	6-5	272	Gr.	Fort Worth, Texas / Crowley HS
26	Joshua Cobbs	DB	6-2	205	R-Jr.	West Monroe, La. / West Monroe HS
78	Ashanti Cole	OL	6-3	316	Jr.	Coushatta, La. / Grambling State
76	Cyler Corn	OL	6-4	288	Fr.	Groesbeck, Texas / Groesbeck HS
3	Marquis Crosby	RB	5-9	201	R-So.	Hattiesburg, Miss. / Presbyterian Christian
39	Jacoryian Crowe	DB	5-10	175	Fr.	Ruston, La. / Ruston HS
31	Brayden Curry	WR	5-7	160	R-Fr.	Shreveport, La. / Evangel Christian
4	Donerio Davenport	RB	6-1	210	Sr.	McComb, Miss. / Texas State
97	Christian Decker	DL	6-3	318	R-Fr.	Ruston, La. / Ruston HS
25	Colton Deckard	LB	6-2	208	R-Fr.	Muenster, Texas / Muenster HS
18	Ezekiel Durham-Campbell	DL	6-5	241	Jr.	Atlanta, Ga. / Lenoir-Rhyne
16	Tru Edwards	WR	6-3	201	R-Sr.	Shreveport, La. / Hawaii
53	Austin Ellis	OL	6-4	300	Fr.	Whitehouse, Texas / Bullard HS
2	Jessie Evans	DL	6-3	260	Sr.	Houston, Texas / Prairie View A&M
23	Jacob Fields	DB	5-11	188	So.	Melissa, Texas / Melissa HS
10	Kolbe Fields	LB	6-0	220	R-Jr.	New Orleans, La. / LSU
84	Eli Finley	TE	6-6	244	So.	Heath, Texas / Rockwall Heath HS
34	Jakari Foster	DB	6-0	206	Jr.	Piedmont, Ala. / Hutchinson CC
75	Jerren Gilbert	OL	6-2	315	Sr.	Lake Charles, La. / Sam Houston HS
25	Amani Givens	RB	5-7	208	Jr.	Baton Rouge, La. / El Camino CC
7	Jayden Gray	DL	6-2	271	R-Jr.	Fort Worth, Texas / Iowa State
88	Tamarcus Gray Jr.	WR	6-2	180	Fr.	Texarkana, Texas / Texas HS
8	Demarcus Griffin-Taylor	DB	5-9	166	R-Sr.	Riverside, Calif. / Houston
79	Bert Hale	OL	6-5	348	Sr.	Epps, La. / Oak Grove HS
37	CJ Harris	LB	6-0	230	Sr.	Macon, Ga. / Kent State
43	Drew Henderson	K	5-8	184	R-Fr.	Granbury, Texas / Granbury HS
34	Aubrey Hermes	WR	6-2	196	Fr.	Shreveport, La. / Calvary Baptist
14	Cam Hill	DB	6-2	198	R-Fr.	Farmerville, La. / Union Parrish HS
6	Jimmy Holiday	WR	6-1	211	R-Sr.	Flora, Miss. / WKU
28	Bud Holloway	WR	5-8	162	R-Jr.	Oak Grove, La. / Oak Grove HS
18	Abdul-Fatai Ibrahim	WR	6-0	200	R-Sr.	Miramar, Fla. / Bowling Green
9	Marlion Jackson	WR	6-2	205	R-So.	Flowery Branch, Ga. / Cherokee Bluff HS
11	Zachary Jackson	QB	5-10	175	Fr.	Monroe, La. / Neville HS
30	Alonzo Jackson Jr.	LB	6-1	215	Fr.	Haynesville, La. / Haynesville HS
13	Jamarcus Jones	LB	6-4	219	R-Jr.	Union, Miss. / UAB
17	Nate Jones	WR	6-3	215	Sr.	Malakoff, Texas / Trinity Valley CC
66	Ja'Marion Kennedy	OL	6-3	323	R-Fr.	Shreveport, La. / Northwood HS
51	Daniel Keys	OL	6-5	344	Sr.	New Orleans, La. / Stephen F. Austin
92	Adam Lamar	DL	6-3	283	Jr.	Macon, Ga. / Hutchinson CC
80	Dedrick Latulas	WR	5-7	160	So.	New Iberia, La. / Westgate HS
8	Devonta Lee	WR	6-2	215	R-Sr.	Fluker, La. / LSU
42	Sifa Leota	LB	6-3	229	R-Jr.	Euleus, Texas / Trinity HS / North Texas
2	Solo Lewis	WR	5-10	175	R-Jr.	Lake Charles, La. / Lake Charles Prep
89	Chase Locke	WR	6-3	204	Sr.	San Antonio, Texas / Wyoming
87	John Locke	TE	6-4	241	R-So.	Helotes, Texas / SD O'Connor HS
85	Adem Madise	WR	6-2	188	R-Fr.	Dallas, Texas / South Oak Cliff HS

No.	Name	Pos.	Ht.	Wt.	Class	Hometown/Previous School
9	Mekhi Mason	LB	6-2	231	R-So.	Pembroke Pines, Fla. / Syracuse
33	Jadon Mayfield	LB	5-11	228	Fr.	Ruston, La. / Ruston HS
3	Isaiah Mcelvane	DB	6-0	197	R-Sr.	San Jose, Calif. / San Diego State
15	Jalen McGaughy	WR	6-4	235	R-Sr.	Detroit, Mich. / Central Michigan
54	Zarian McGill	OL	6-2	308	Sr.	Taylorsville, Miss. / ULM
47	Kenyatta McNeese	DB	5-11	176	R-Fr.	Olympia, Wash. / Olympia HS
1	Jordyn Morgan	DB	6-0	190	R-Jr.	Universal City, Texas / UNLV
96	Zion Nason	DL	6-2	302	Sr.	Canton, Miss. / Mississippi Gulf Coast
55	Landon Nelson	OL	6-1	305	R-Jr.	Underwood, Iowa / Iowa Western CC
40	Obinna Okeke	DL	6-3	246	R-Fr.	Houston, Texas / Cypress Falls HS
49	James Predtechenskis	LB	6-1	200	Fr.	Dallas, Texas / Covenant Christian HS
50	Gabe Pugh	LS	6-3	233	R-Sr.	Tuscaloosa, Ala. / Alabama
41	Malcolm Pugh	DL	6-4	217	R-Fr.	Leroy, Ala. / Leroy HS / Georgia Tech
32	Patrick Rea	P	6-3	194	R-So.	Melbourne, Australia / St. Patrick's College
56	Andrew Richard	OL	6-3	303	Fr.	Central, La. / Central HS
5	Michael Richard	DB	5-11	178	So.	New Orleans, La. / Edna Karr HS
59	Jake Riggs	LS	5-11	209	Fr.	Homer, La. / Prestonwood Christian
19	Roderick Roberson	DB	6-0	195	R-Sr.	Royse City, Texas / SMU
24	Fred Robertson	RB	5-7	185	Fr.	New Orleans, La. / Warren Easton HS
61	Kameron Robinson	OL	5-11	296	R-Fr.	Shreveport, La. / Captain Shreve HS
99	Judd Rouyea	DL	6-2	251	R-Fr.	Baton Rouge, La. / Catholic HS
83	Kendrick Rucker	TE	6-5	233	R-So.	Shreveport, La. / Huntington HS
4	Jhamal Shelby Jr.	DB	6-3	190	R-So.	New Orleans, La. / St. Augustine HS
81	Jay Simon	WR	5-11	179	Fr.	Shreveport, La. / Calvary Baptist
58	Bennett Slaughter	LB	6-0	210	Fr.	Dallas, Texas / Lovejoy HS
36	Riley Small	RB	6-0	190	Fr.	Gonzales, La. / University Lab
57	Jadon Smith	OL	6-5	316	R-Fr.	Jennings, La. / Jennings HS
52	Troy Smith III	OL	6-4	281	R-Fr.	New Orleans, La. / St. Augustine HS
0	Blake Thompson	DB	6-1	191	R-So.	Missouri City, Texas / Iowa State
10	Jack Turner	QB	6-5	231	R-Jr.	Round Rock, Texas / Navarro JC
22	Qua'veon Turner	DB	5-8	177	R-Jr.	Ferriday, La. / ULM
95	Trevell Vivians	DL	6-2	293	Jr.	Philadelphia, Miss. / Hinds CC
35	Cole Watson	LB	6-0	198	Fr.	Marshall, Texas / Tatum HS
19	Mason Welch	QB	6-5	220	So.	Shreveport, La. / Kilgore CC
22	Omiri Wiggins	RB	5-10	202	So.	Lafayette, La. / Coffeyville CC
47	Jay Wilkerson	WR	6-1	179	R-So.	Midlothian, Texas / Navarro CC
14	Dakota Williams	WR	6-2	197	So.	Hahnville, La. / Hahnville HS
11	Cedric Woods	DB	5-11	185	R-Sr.	Monroe, La. / Carroll HS
21	Zach Zimos	LB	6-4	236	Sr.	Sugar Land, Texas / Arkansas

## SUPPORT STAFF

Name	Title
Gerald Jordan	Sport Administrator
Dave Scholz	Director of Football Sports Performance
Carson Davis	Football Sports Performance Assistant
Cody Follett	Director of Player Personnel
Jackson Hetzler	Assistant Director of Player Personnel
Jacob Martinez	Director of Football Operations
Leslie Brister	Assistant to the Head Coach
Leigha Presley	Video Coordinator
Evan Dauterive	Head Athletic Trainer
Ava Korinke	Athletic Trainer
Aimee Travis	Athletic Trainer
Megan Ryan	Athletic Trainer
Candace Schroeffel	Athletic Trainer
Lane Hanna	Equipment Manager





## BY LOCATION

### ALABAMA (3)

Jakari Foster  
Gabe Pugh  
Malcolm Pugh

### CALIFORNIA (3)

Armauni Archie  
Demarcus Griffin-Taylor  
Isaiah Mcelvane

### DELAWARE (1)

BJ Blake

### FLORIDA (3)

Abdul-Fatai Ibrahim  
Mekhi Mason  
Jordon Myles

### GEORGIA (4)

Ezekiel Durham-Campbell  
CJ Harris  
Marlion Jackson  
Adam Lamar

### IOWA (1)

Landon Nelson

### LOUISIANA (51)

Jake Acklin  
Kenneth Bannister  
DeMardrick Blunt  
Roy Brackins III  
Jakobe Brock  
Ean Burch  
Kells Bush  
Pig Cage

Princeton Cahee  
Hayden Christman  
Joshua Cobbs  
Ashanti Cole  
Jacoryian Crowe  
Brayden Curry  
Christian Davis  
Tru Edwards  
Kolbe Fields  
Jerren Gilbert  
Amani Givens  
Bert Hale  
Mattison Hall  
Aubrey Hermes  
Cam Hill  
Bud Holloway  
John Hoyet Chance  
Alonzo Jackson Jr.  
Ja'Marion Kennedy  
Daniel Keys  
Dedrick Latulas  
Devonta Lee  
Solo Lewis  
Jadon Mayfield  
Andrew Richard  
Michael Richard  
Charlie Robinson  
Kameron Robinson  
Fred Robertson  
Judd Rouyea  
Kendrick Rucker  
Jay Simon  
Riley Small  
Jhamal Shelby Jr.  
Jadon Smith  
Logan Smith

Troy Smith III  
Qua'veon Turner  
Mason Welch  
Omiri Wiggins  
Dakota Williams  
Luke Wisham  
Cedric Woods

### MICHIGAN (1)

Jalen McGaughy

### MISSISSIPPI (9)

Navarion Benson  
Jacob Bradford  
Marquis Crosby  
Donerio Davenport  
Jimmy Holiday  
Jarmarcus Jones  
Zarian McGill  
Zion Nason  
Trevell Vivians

### PENNSYLVANIA (1)

David Blay

### TEXAS (34)

Shadeed Ahmed  
Keystone Allison  
Blake Baker  
Buck Buchanan  
Evan Bullock  
J'Dan Burnett  
Brett Canis  
Mykol Clark  
Cyler Corn  
Colton Deckard

Austin Ellis  
Jessie Evans  
Jacob Fields  
Eli Finley  
Jayden Gray  
Tamarcus Gray Jr.  
Drew Henderson  
Nate Jones  
Sifa Leota  
Chase Locke  
John Locke  
Adem Madise  
Jordyn Morgan  
Obinna Okeke  
Jamar Rhodes  
Jake Riggs  
Roderick Roberson  
Bennett Slaughter  
Blake Thompson  
Hunter Tipton  
Jack Turner  
Cole Watson  
Jay Wilkerson  
Zach Zimos

### WASHINGTON (1)

Kenyatta McNeese

### OUTSIDE U.S. (1)

Patrick Rea (Australia)

## BREAKDOWN

### ROSTER BREAKDOWN (114)

Seniors/Graduates	24
Juniors	29
Sophomores	17
Freshmen	44

### RETURNERS (38)

Starters (min. 4 starts)	9
Offense	4

<ul style="list-style-type: none"> <li>Jack Turner, QB</li> <li>Tru Edwards, WR</li> <li>Bert Hale, OL</li> <li>Jerren Gilbert, OL</li> </ul>	5
Defense	5

<ul style="list-style-type: none"> <li>Cedric Woods, DB</li> <li>Michael Richard, DB</li> <li>Zach Zimos, LB</li> <li>Mykol Clark, DL</li> <li>Zion Nason, DL</li> </ul>	
--	--

### NEWCOMERS (50)

Offense	26
Defense	22
Specialists	2

## BY PRONUNCIATION

J'Dan Burnett	Jayden
Princeton Cahee	Cay-he
John Hoyet Chance	Hoyt
Jacoryian Crowe	Juh-core-EE-in
Donerio Davenport	Duh-nair-EE-oh
Abdul-Fatai Ibrahim	Fuh-TIE
Marlion Jackson	Marlin (like the fish)
Dedrick Latulas	Deh-drick Luh-too-lis
Devonta Lee	Duh-vahn-TAY
Sifa Leota	SEE-fuh LEE-oh-tuh
Adem Madise	Muh-deese
Mekhi Mason	Muh-KEYE
Zarian McGill	Zare-ee-in
Obinna Okeke	Oh-be-nuh Oh-key-key
Gabe Pugh	Pew
Malcolm Pugh	Pew
Patrick Rea	Ray
Andrew Richard	REE-shard
Michael Richard	REE-shard
Roderick Roberson	ROW-ber-son
Judd Rouyea	ROO-ya
Qua'veon Turner	Qway-VEE-ahn
Omiri Wiggins	Oh-meer-ree
Luke Wisham	Wish-um
Zack Zimos	ZY-mohs

## STAFF CHART



**Scott Parr**  
Co-OC/TEs



**Nathan Young**  
Co-OC/OL



**Teddy Veal**  
RB



**Lorenzo Joe**  
WR




**Dan Sharp**  
AHC/ST



**Jeremiah Johnson**  
DC



**Jeff Burris**  
Co-DC/S



**Cortez Carter**  
LB



**Jacori Greer**  
DL



**Keelon Brookins**  
CB



# SONNY CUMBIE

HEAD COACH | 3RD SEASON

Sonny Cumbie was welcomed to Ruston as the 34th head football coach in Bulldog history on December 1, 2021.

In 2023, Cumbie served as the primary play caller for the Bulldogs' offense that ranked fifth in the CUSA with 384.7 yards of total offense per game while ranking third in first downs gained with 243. The Bulldog offense was among the conference leaders in passing plays over 10 yards (2nd, 123), 20 yards (2nd, 46) and 30 yards (3rd, 22).

Under Cumbie's tutelage, LA Tech had 10 All-CUSA players in 2023, highlighted by first-team selections, Smoke Harris (wide receiver/punt returner), Blake Ochsendorf (punter), and Willie Roberts (defensive back). Freshman defensive back Michael Richard was named CUSA Freshman of the Year and garnered First-Team Freshman All-America honors from The Athletic.

Cumbie garnered his first win as head coach at Louisiana Tech with a dominant 52-17 triumph over Stephen F. Austin on Sept. 10, 2022 at Joe Aillet Stadium. A win in which LA Tech accumulated a season high in total offense (516 yards) and rushing (300 yards). The Bulldogs claimed two wins in Conference USA play with a 41-31 win over UTEP in the CUSA opener (Oct. 8) and a 40-24 shellacking of Middle Tennessee (Nov. 5).

LA Tech garnered a total of 15 all-conference selections in 2022. Wide receiver Tre Harris, defensive lineman Keivie Rose, and wide receiver/return specialist Smoke Harris all earned First-Team All-Conference USA honors while defensive back Myles Brooks was named second-team all-conference. Harris was named a semifinalist for the Fred Biletnikoff Award and Brooks was invited to the East-West Shrine Bowl and NFL Combine following the conclusion of the season. Redshirt freshman running back Marquis Crosby was named Honorable Mention Freshman All-American by College Football News after a breakout season in which he rushed for 918 yards and nine touchdowns on 183 carries. His 918 rushing yards ranked sixth nationally among all FBS freshman.

Under his tutelage, Cumbie's quarterbacks ranked 32nd nationally in passing yards per game with 267.2 a contest. Quarterback Parker McNeil threw for a season-high 424 yards in a loss at North Texas which was the most by a Bulldogs since Ryan Higgins in 2016.

Cumbie spent the previous 12 years as an assistant coach in the Big 12, including two stints at Texas Tech (2009-13, 2021) and one at TCU (2014-2020). He served as offensive coordinator for nine years for the Red Raiders and Horned Frogs and worked under some of the top coaches in college football, including Mike Leach, Tommy Tuberville, Kliff Kingsbury, and Gary Patterson.

Cumbie came to LA Tech after serving as the offensive coordinator at Texas Tech in 2021, including serving as the interim head coach over the final four games of the season. This was his second stint in Lubbock, after beginning his college coaching career with the Red Raiders in 2009.

He also served as the quarterbacks coach and the offensive coordinator at TCU during his seven seasons in Fort Worth, Texas. During his tenure at TCU, Cumbie oversaw the Horned Frogs' quarterbacks and served as the sole offensive play caller each of the final four years. TCU boasted the Big 12's second-best league record (38-25) and its third-best overall mark (58-30) over his seven seasons, which coincided with six bowl appearances.

His impact was felt immediately at TCU as the program broke the Big 12 record with a 21.4 points per game improvement, the largest by any team nationally since 1999-2000 (Northwestern). TCU ranked No. 2 in scoring (46.5) and No. 5 in total offense (533.0) on the way to a 12-1 record.

The 2015 Horned Frogs once again lit up the scoreboard, ranking No. 3 in total offense (562.8) and No. 7 in scoring (42.1) on the way to an 11-2 record and a win over Oregon in the Valero Alamo Bowl (rallying from a 31-0 halftime deficit).

Cumbie helped push TCU to the Big 12 Championship game and a top-10 ranking in his first year as sole play caller in 2017 as the Horned Frogs closed the year at 11-3 overall following a 39-37 victory over No. 13 Stanford in the Valero Alamo Bowl.

During his first stint with the Red Raiders, Texas Tech threw for more than 4,000 yards each of the four years while averaging more than 35 points per game. His 2012 Texas Tech offense boasted a pair of 1,000-yard receivers, making the pair the first teammates to each eclipse 1,000-yard seasons since 2007 when future NFL stars Michael Crabtree and Danny Amendola did so. In 2013, he coached a pair of freshman quarterbacks and still boasted an offense that finished second in the FBS in passing yards per game (392) and eighth in total offense (511). On the recruiting trail, Cumbie helped land arguably one of the game's most talented quarterbacks in two-time NFL MVP and five-time Pro Bowler Patrick Mahomes.

His passion for high-octane offenses comes from his playing days at Texas Tech. After walking on for the Red Raiders in 2000, he earned the starting role his senior season and led the country in passing yards (4,742 yards) and total offense (4,575 yards) with 32 touchdowns. Texas Tech went 7-4 in the regular season and earned a berth to face Top 5 Cal in the Holiday Bowl, where the Red Raiders were huge underdogs. Cumbie completed 39 of 60 passes for 520 yards (still a Holiday Bowl record) and three TDs in the win over the Bears.

Cumbie twice led the Red Raiders to 70-point games that season on the way to garnering honorable mention All-Big 12 accolades as well as Academic All-Big 12 first team honors.





## COACHING EXPERIENCE

Year	School/Team	Position
2009	San Angelo	Head Coach/Director of Player Personnel
2009	Texas Tech	Graduate Assistant
2010-12	Texas Tech	Inside Receivers Coach
2013	Texas Tech	Co-Offensive Coordinator/ORs Coach
2014-16	TCU	Co-Offensive Coordinator/QBs Coach
2017-20	TCU	Offensive Coordinator/QBs Coach
2021	Texas Tech	Offensive Coordinator/QBs Coach
2021	Texas Tech	Interim Head Coach
2022-Pres.	Louisiana Tech	Head Coach

## PLAYING EXPERIENCE

Year	Team
2002-04	Texas Tech (NCAA)
2005*	Indianapolis Colts (NFL)
2006	Los Angeles Avengers (AFL)
2006*	Baltimore Ravens (NFL)
2007-08	Los Angeles Avengers (AFL)
2009	San Angelo Stampede Express (IFL)

\* Offseason and/or practice squad member only

## BOWL EXPERIENCE

Year	Bowl	Final Score
2009	Cotton Bowl	Ole Miss 47, Texas Tech 34
2010	Alamo Bowl	Texas Tech 41, Michigan State 31
2011	TicketCity Bowl	Texas Tech 45, Northwestern 38
2012	Meineke Car Care Bowl	Texas Tech 34, Minnesota 31
2013	Holiday Bowl	Texas Tech 37, Arizona State 23
2014	Peach Bowl	TCU 42, Ole Miss 3
2015	Alamo Bowl	TCU 47, Oregon 41
2016	Liberty Bowl	Georgia 31, TCU 23
2017	Alamo Bowl	TCU 39, Stanford 37
2018	Cheez-It Bowl	TCU 10, California 7 <sup>OT</sup>
2021	Liberty Bowl	Texas Tech 34, Mississippi State 7

## PERSONAL INFORMATION

**Full Name:** Sonny Jack Cumbie  
**Born:** August 8, 1981 in Abilene, Texas  
**College:** Texas Tech University, 2004  
**Wife:** Tamra of Snyder, Texas  
**Children:** Gray Cumbie; Hays Cumbie





# NEW LEADERSHIP



## UNIVERSITY PRESIDENT **DR. JIM HENDERSON**

## VP/DIRECTOR OF ATHLETICS **RYAN IVEY**

Dr. Jim Henderson became the 15th president of Louisiana Tech University on Jan. 1, 2024. His ties to the institution go back more than 80 years when his father, Clem Henderson, was recruited to play for famed LA Tech football coach, Joe Aillet. His mom, Martha, was a two-time Tech grad.

Henderson previously served as the president and CEO of the University of Louisiana System, one of the nation's largest University systems. As the longest-serving UL System president, he led the Universities of Louisiana in the creation of a strategic framework that charged its member institutions to produce the most educated generation in Louisiana's history. Through various Systemic initiatives such as Compete LA, the Reginald F. Lewis Scholars, and the challenges associated with a global pandemic and fiscal uncertainty, he developed a notion of System that will continue to benefit each of the nine institutions for decades to come.

Henderson also served as president of his alma mater, Northwestern State University, where he reinvigorated student life and campus culture leading to the highest enrollment in the school's 135-year history. Before taking the helm of NSU, Henderson served as chancellor of Bossier Parish Community College. During his tenure, the institution ranked among the five fastest growing colleges in the nation for five consecutive years.

Ryan Ivey was introduced as Vice President and Director of Athletics on Feb. 29, 2024, bringing to Ruston more than 18+ years of experience in intercollegiate athletics with the past 11 as an athletics director at Stephen F. Austin, Austin Peay, and Texas A&M-Commerce.

He spent more than five years in Nacogdoches, Texas at SFA, leading the department through a conference transition from the Southland Conference to the Western Athletic Conference, raising private support that included the launch of the Purple Lights Fund that helped secure the four largest single gifts in the department's history, and increasing ticket sales by 189 percent.

Under his leadership, the Lumberjacks celebrated 18 conference championships, three NCAA Tournament appearances, and the 2019 Bowling National Championship.

Prior to joining SFA, Ivey spent three years (2015-18) at Austin Peay in Clarksville, Tennessee, where he helped raise \$6.5 million in gifts which were funneled into facility improvements and the athletic departments budget on top of increase football and basketball ticket revenue.

His first Director of Athletics position came at NCAA Division II Texas A&M-Commerce. During his two-year stint with the Lions, the athletic programs experienced new heights by winning six team Lone Star Conference championships in the 2014-15 season, the most ever in Lion Athletics history.





# JOE AILLET STADIUM

## STADIUM FACTS

**Nickname:** The Joe  
**Year opened:** 1968  
**Capacity:** 28,562  
**Playing Surface:** FieldTurf Revolution  
**All-Time Record:** 179-80-2  
**First Game:** Sept. 28, 1968 vs. East Carolina (LA Tech 35, ECU 7)  
**First Touchdown:** Buster Herren (LA Tech) 2-yard run vs. East Carolina, Sept. 28, 1968  
**First TD Pass:** Terry Bradshaw (LA Tech) 5-yard pass to Buster Herren vs. East Carolina, Sept. 28, 1968  
**Longest Winning Streak:** 18 twice (Nov. 20, 1971 - Oct. 11, 1975 | Oct. 14, 1989 - Oct. 30, 1993)  
**Most Points Scored by LA Tech:** 77 twice (LA Tech 77, Lamar 40 on Nov. 15, 1969 | LA Tech 77, UL-Lafayette 14 on Sept. 19, 1998)  
**Largest Margin of Victory:** 63 (LA Tech 77, UL-Lafayette 14 on Sept. 19, 1998)

## TOP DOG WATCHERS AT THE JOE

28,714	ULM.....	Sept. 13, 1997
28,100	Mississippi State.....	Sept. 9, 2007
27,905	Southern.....	Sept. 5, 2015
27,360	ULM.....	Dec. 13, 1999
26,910	UL-Lafayette.....	Oct. 3, 2015
26,004	Northwestern State.....	Sept. 20, 2014
25,614	Utah State.....	Nov. 17, 2012
25,224	Mississippi State.....	Aug. 30, 2008
25,212	Hawai'i.....	Oct. 2, 2011
24,975	ULM.....	Sept. 12, 1987
24,628	Houston.....	Sept. 17, 2011
24,450	ULM.....	Nov. 2, 1991
24,002	Northwestern State.....	Sept. 2, 2017

Note: Joe Aillet Stadium has hosted 52 games with crowds over 20,000.

## Yearly Records

Year	Overall		Conf. Record	1995	2-1	N/A
	Record	Record				
1968	3-1	1-1	1996	3-1	N/A	
1969	3-1	2-0	1997	4-0	N/A	
1970	1-3	0-2	1998	4-1	N/A	
1971	4-1	3-0	1999	3-0	N/A	
1972	4-0	2-0	2000	2-2	N/A	
1973	6-0	3-0	2001	3-0	3-0	
1974	5-0	2-0	2002	2-1	2-1	
1975	4-2	2-1	2003	1-3	1-3	
1976	2-1	1-1	2004	3-1	2-1	
1977	2-1-1	1-0-1	2005	4-1	3-1	
1978	4-1	3-0	2006	2-3	1-3	
1979	2-2	1-2	2007	3-2	2-2	
1980	2-2	1-2	2008	5-1	3-1	
1981	2-1-1	1-0-1	2009	4-1	3-1	
1982	5-1	1-0	2010	2-4	2-2	
1983	1-3	0-3	2011	3-2	2-1	
1984	4-1	3-0	2012	4-1	2-1	
1985	4-1	2-1	2013	2-3	1-3	
1986	2-1	1-1	2014	4-1	4-0	
1987	1-2	N/A	2015	5-1	3-1	
1988	2-4	N/A	2016	5-0	4-0	
1989	3-0	N/A	2017	3-4	1-3	
1990	5-0	N/A	2018	3-2	2-2	
1991	4-0	N/A	2019	6-0	4-0	
1992	4-0	N/A	2020	3-1	2-1	
1993	2-2	N/A	2021	3-3	2-2	
1994	2-3	N/A	2022	3-2	2-2	
			2023	2-4	1-3	
			2024	3-2	2-2	

## DECADE OF RENOVATIONS TO THE JOE

Joe Aillet Stadium has changed a lot in its 50+ years of existence, especially in the last 10 years.

**2015 | Davison Athletics Complex | \$20 million**  
 Three-story, 70,000-square foot end zone facility

**2017 | Press Box/Suites | \$16.7 million**  
 Two-story, 30,000-square foot facility plus camera deck

**2024 | Video board | \$6.8 million**  
 3,240-square foot end zone display with custom audio system





## INSIDE THE MATCHUP



CATEGORY	LA TECH	FBS	Arkansas	FBS
Total Offense	344.4	104	458.3	11
Rushing Offense	112.2	115	180.3	45
Passing Offense	232.2	61	278.0	20
Team Passing Eff.	137.13	58	143.34	38
Scoring Offense	21.9	T-109	30.7	45
Total Defense	302.3	12	380.2	80
Rushing Defense	115.0	29	123.0	38
Passing Yards Allowed	187.73	26	257.2	116
Team Passing Eff. Def.	119.40	37	145.09	115
Scoring Defense	21.1	35	25.7	75
Turnover Margin	-.60	T-111	-0.50	101
3rd Down Conv. %	.417	57	.473	15
4th Down Conv. %	.294	131	.533	73
3rd Down Conv. % Def.	.360	47	.370	59
4th Down Conv. % Def.	0.214	1	.550	74
Red Zone Offense	.718	126	.837	77
Red Zone Defense	.741	15	.829	63
Net Punting	36.20	118	43.14	8
Punt Returns	12.38	21	7.83	70
Kickoff Returns	24.53	15	18.17	100
First Downs Offense	177	T-111	245	10
First Downs Defense	171	T-16	202	T-78
Fewest Penalties PG	5.40	T-39	6.50	86
Fewest Penalty Yards PG	52.80	64	58.20	90
Time of Possession	31:55	21	30:51	47

## INSIDE THE SERIES

**Arkansas Leads, 4-0**

In Ruston.....	0-1
In Fayetteville.....	0-3
Neutral.....	0-0
Current Streak.....	L4
Longest Win Streak.....	4, Arkansas
Most LA Tech Points.....	21 (1996)
Most Arkansas Points.....	38 (1996)
Most Combined Points.....	59 (1996)
Biggest LA Tech Win.....	N/A
Biggest Arkansas Win.....	38-21

## SERIES SCORES

DATE	LOCATION	SCORE
Nov. 23, 1901	Ruston, La.	Arkansas, 16-0
Oct. 12, 1996	Fayetteville, Ark.	Arkansas, 38-21
Sept. 27, 1997	Fayetteville, Ark.	Arkansas, 17-13
Sept. 3, 2016	Fayetteville, Ark.	Arkansas, 21-20

## 2024 LEADERS

### LOUISIANA TECH LEADERS

RUSHING	ATT.	NET	AVG.	TD	YPG
OMIRI WIGGINS	83	351	4.2	1	35.10
JIMMY HOLIDAY	40	171	4.2	4	17.10

PASSING	C-A-I	COMP %	YARDS	TD	YPG
EVAN BULLOCK	135-200-2	67.50	1,518	12	168.67
JACK TURNER	40-75-2	53.33	471	2	78.50

RECEIVING	REC.	YARDS	AVG.	TD	YPG
TRU EDWARDS	59	760	12.88	6	76.00
JIMMY HOLIDAY	26	310	11.92	1	31.00
SOLO LEWIS	13	195	15.00	3	19.50

DEFENSE	U-A-TT	TFL	SACKS	INT	PBU
KOLBE FIELDS	37-31-68	8.5	1.5	1	1
ZACH ZIMOS	19-35-54	3.0	.5	0	1
BLAKE THOMPSON	26-24-50	2.5	0	0	1

### ARKANSAS LEADERS

RUSHING	ATT.	NET	AVG.	TD	YPG
JA'QUINDEN JACKSON	115	648	5.6	11	81.0
TAYLEN GREEN	121	407	3.4	5	40.7
BRAYLEN RUSSELL	47	304	6.5	2	33.8

PASSING	C-A-I	COMP %	YARDS	TD	YPG
TAYLEN GREEN	178-288-8	61.8	2,363	11	236.3

RECEIVING	REC.	YARDS	AVG.	TD	YPG
ANDREW ARMSTRONG	61	931	15.3	1	103.4
ISAIAH SATEGNA	31	431	13.9	1	43.1
LUKE HASZ	21	278	13.2	4	27.8

DEFENSE	U-A-TT	TFL	SACKS	INT	PBU
XAVIAN SOREY	33-47-80	8.0	1.0	1	1
DONEIKO SLAUGHTER	36-25-61	3.0	1.0	1	5
STEPHEN DIX JR.	19-35-54	2.5	2.0	0	1

## MATCHUP NOTES

This will be the fifth all-time meeting between LA Tech and Arkansas and the first matchup between the two since 2016. Arkansas leads the series 4-0, with three wins coming in Fayetteville.

LA Tech hosted Arkansas in Ruston in 1901 for the program's second career game. Arkansas won the inaugural matchup 16-0 against the Bulldogs. The two schools met 95 years later in 1996 and 1997, both of which were played in Fayetteville. The Razorbacks won 38-21 in 1996, followed by a 17-13 win in 1997.

The Bulldogs opened the 2016 season on the road in Fayetteville and lost 21-20. J'Mar Smith passed for 212 yards and tacked on 10 yards and score on the ground. Jarred Craft carried the ball 12 times for 68 yards and a touchdown in the loss. Trent Taylor was the team's top receiver, hauling in eight passes for 78 yards.

The Razorbacks were picked to finish 14th of 16 in the SEC preseason poll.





SITUATION	2024	Cumulative
Playing at Joe Aillet Stadium	3-2	8-8
Playing on the road	1-4	2-16
Playing on a neutral field	0-0	0-0
Playing at night	3-4	8-13
Playing during the day	1-2	2-11
LA Tech scores on first possession	2-0	7-4
Opponent scores on first possession	1-1	2-9
LA Tech scores first	2-1	6-6
Opponent scores first	2-5	4-16
LA Tech leads after 1st quarter	2-1	8-6
Opponent leads after 1st quarter	1-4	2-15
Tied after 1st quarter	0-1	0-3
LA Tech leads at halftime	3-3	8-5
Opponent leads at halftime	0-3	1-9
Tied at halftime	1-0	1-1
LA Tech leads after 3rd quarter	3-2	8-2
Opponent leads after 3rd quarter	1-4	2-10
Tied after 3rd quarter	0-1	0-2
Game goes to overtime	0-3	0-5
LA Tech has more total yards	4-2	8-4
Opponent has more total yards	0-4	2-9
LA Tech has more rushing yards	3-0	6-2
Opponent has more rushing yards	1-5	4-21
LA Tech has more passing yards	3-5	7-18
Opponent has more passing yards	1-1	3-7
LA Tech has more turnovers	1-2	3-12
Opponent has more turnovers	3-3	7-7
Teams have equal turnovers	0-1	0-5
LA Tech has more penalties	3-4	5-9
Opponent has more penalties	1-2	4-8
Teams have equal penalties	0-0	1-5
LA Tech has more time of possession	4-3	7-12
Opponent has more time of possession	0-3	3-12
LA Tech has 100-yard rusher	1-0	4-3
Opponent has 100-yard rusher	1-1	2-12
LA Tech scores at least 20 points	2-3	7-16
Opponent scores at least 20 points	0-3	3-21
LA Tech throws for 300 yards	1-0	3-6
Opponent throws for 300 yards	0-0	1-2
Playing on natural grass	0-1	0-2
Playing on artificial surface	4-5	10-22
LA Tech defense scores	1-0	5-0
Opponent defense scores	1-2	1-5

**STAYING GROUNDED**

The Bulldog offense surpassed 200 rushing yards for the second time this season after a season-high 49 rushing attempts against WKU. Amani Givens became the first LA Tech back to eclipse the 100-yard mark this year, posting a career-high 103 yards on a career-high 17 attempts, averaging 6.1 yards per carry with a long of 17. Omiri Wiggins also set a new career-high, recording 70 yards on nine carries for an impressive 7.8 yards per rush.

**HAVE A DAY DAVID BLAY**

Defensive lineman David Blay finished with a sack for the second straight game against WKU to push his sack total to 4.0. Blay has registered a sack in the three of the last four games, while logging 16 tackles and 4.5 tackles for loss during that span. Blay's 4.0 sacks leads the Bulldog defense, while his 35 tackles on the season leads the defensive front. He ranks second on the team with 7.5 tackles for loss.

**QUICK GAME**

The Bulldogs' game against WKU lasted two hours and 55 minutes, marking the first time LA Tech has played a game under three hours this season. It was also the first time since the 2018 season, when LA Tech played in three games lasting less than three hours.

**THE WAY TO 1K**

Needing just eight yards to reach 1,000 receiving yards at LA Tech, Tru Edwards hauled in seven grabs for 52 yards against WKU to reach the milestone. Edwards became the 41st Bulldog receiver to reach 1,000 career yards and now has 1,044 yards on 82 receptions with eight scores over three seasons.

**BUCHANAN BALL**

Buck Buchanan accounted for all 12 of LA Tech's points in the 12-7 upset win over WKU, connecting on a career-high four field goals. The Texas had makes from 35, 42, 28 and 24 yards. Buchanan's four-field goal day marked his third multi-made field goal game of the season. He has connected on six field goals from 35+ yards, and three from 40+ yards. The third-year Bulldog is tied for the CUSA lead with 12 makes, while his 57-yarder at NC State is tied for the longest in the CUSA this season. He leads the team in scoring with 59 points and has earned two CUSA Special Teams Player of the Week awards.

**2 GOOD TO BE TRU**

Wide receiver Tru Edwards saw his breakout season continue Saturday against Jax State, as he registered his second multi-receiving touchdown game of the season, and his fourth game of 100+ yards. The redshirt senior tallied six receptions for 142 yards and two touchdowns. Edwards' first touchdown grab came on an 86-yard slant, followed by a 3-yard TD grab. He leads the team in receptions (52), yards (708) and touchdown receptions (6). His 52 grabs lead the CUSA, while he ranks third in yards and touchdowns. He has logged three touchdown grabs of 70+ yards (71, 75, 86).

**BACK WHERE HE BELONGS**

Running back Marquis Crosby reached the end zone for the first time in 714 days, scoring his first rushing touchdown of the season against Jacksonville State. Crosby, who tallied 918 yards and nine touchdowns as a redshirt freshman in 2022, had just one carry in 2023 and has been working his way back to full health in 2024. He finished the game with nine carries for 37 yards, bringing his career total to 10 rushing touchdowns. Crosby has carried the ball 35 times for 154 yards and has also completed a pass for 19 yards and a touchdown in 2024.

**FIELDS GETS HIS FIRST**

Defensive back Jacob Fields logged his first career interception against Jax State. Fields finished the game with seven tackles, while his pick was one of three Bulldog forced fumbles on the afternoon. Fields, who played running back in 2023 due to injuries has been a solid addition in the LA Tech secondary. The sophomore from Texas has 31 stops, 3.0 tackles for loss, three pass breakups and one interception.

**BULLOCK BALL**

Evan Bullock finished with 266 passing yards and three scores against Jax State to mark his second game with 250+ passing yards and his third multi-passing touchdown game of the season. Bullock made his sixth consecutive start under center after taking command of the starting job against FIU. The redshirt freshman is 123-for-185 passing with 1,452 yards, 12 touchdowns, and only two interceptions. Bullock is tied for 4th in the CUSA with 12 passing scores and ranks sixth with 1,452 yards.

**BLAKE BOUNCES BACK**

After injuring his shoulder against UTEP and missing the game against Sam Houston, transfer defensive back Blake Thompson had a bounce back performance against Jax State.



The redshirt sophomore finished with nine tackles and a forced fumble against the Gamecocks. Thompson ranks second on the team with 48 stops, to go along with 2.5 tackles for loss, two forced fumbles and one pass breakup. He started in the first seven games before injuring his shoulder versus UTEP.

## **HOLIDAY SEASON**

Wide receiver Jimmy Holiday logged his first start as a Bulldog against Sam Houston. The redshirt senior has shown his versatility this season, contributing as a pass catcher and in the run game. Holiday has registered 116 yards on the ground on 24 attempts with three touchdowns. He ranks second on the team with 23 receptions for 244 yards and one score, giving him 360 all-purpose yards. Holiday finished with a career-high six catches for a career-high 93 yards in the win over UTEP, while logging 18 rushing yards to surpass 100 all-purpose yards. He followed that with another six-reception performance against Sam Houston.

## **KEEP ON CATCHING IT**

Eli Finley caught a career-high five passes against Sam Houston to continue his streak of being the only Bulldog to catch a pass in all eight games this season. Finley's five grabs marked a new career-high for the sophomore tight end. He is third on the team with 19 receptions and ranks second with 259 yards. Finley has logged multiple receptions in six of the eight games.

## **A FIRST FOR FOSTER**

Jakari Foster saw extended action in the secondary for the second straight week and capitalized on his opportunities against Sam Houston. Foster recorded his first career interception and tallied three tackles. His interception came on first-and-10 from the LA Tech 11-yard line as Demarcus Griffin-Taylor broke up a pass that Foster pulled out of the air. The junior college transfer has logged 14 tackles and one interception in his last two outings.

## **FRED'S FIRST START**

True freshman Fred Robertson earned his first career start against Sam Houston, becoming the fourth different LA Tech running back to start this season. The New Orleans native has played in seven games, the most by any Bulldog true freshman. Robertson ranks second on the team with 125 rushing yards and has tallied 25+ rushing yard in three games, with a season-high 39 yards versus Tulsa.

## **TOP RETURN MAN**

When Demarcus Griffin-Taylor isn't making tackles and breaking up passes on defense, the second-year Bulldog serves as the team's kickoff return specialist, ranking among the national leaders in multiple categories. He ranks 19th in the FBS with 329 kickoff return yards and ranks 6th nationally with an average of 27.4 yards per return. Griffin-Taylor has registered four returns of 35+ yards, including a season-long 58-yard return against UTEP. As a cornerback, he has also contributed 40 tackles, one tackle for loss, and four pass breakups.

## **KEEPING IT 100**

Linebacker Zach Zimos and corner back Cedric Woods became the third and fourth active Bulldogs to register 100 career FBS tackles in their careers. Zimos (110) and Woods (104) both reached the century mark on the road at New Mexico State. The redshirt seniors join CJ Harris (129) and Mykol Clark (118) as the two other Bulldogs with 100+ career stops. All 100+ stops have come in a Bulldog uniform for Woods, Clark, and Zimos.

## **HAPPY HOLIDAY**

Jimmy Holiday had a career game against the Miners as the versatile wide receiver finished with 111 total yards on 12 touches. Holiday set a career-high with six catches and matched his career-best 93 receiving yards. The Mississippi native also registered six rushing attempts for 18 yards and became the second non-quarterback to attempt a pass for LA Tech this season.

## **FOSTER FILLS IN**

With multiple injuries in the secondary against UTEP, first-year Bulldog Jakari Foster was thrust into action, stepping in at safety for the injured Blake Thompson and Isaiah McElvane. The junior college transfer from Hutchinson Community College made the most of his extended time on the field, tying for the team lead with 11 tackles after primarily playing on special teams in the first six games.

## **THE GIVE IS TO GIVENS**

Sophomore running back Amani Givens made his Bulldog debut late in the game against MTSU, finishing with six carries for 28 yards. The junior college transfer has been a staple in the backfield since, recording 22 carries for 96 yards and one touchdown over the last three games against MTSU, NMSU, and UTEP. His 22 carries are the second-most on the team

during this span, trailing only Omiri Wiggins. Givens scored his first career rushing touchdown against UTEP on what proved to be the game-winning play, a 1-yard run with 6:28 remaining to put LA Tech up 14-10. He also contributed two receptions for 23 yards in the victory.

## **TOP RETURNS**

The Bulldog kickoff return team ranks 13th in the FBS and second in the CUSA with a 25.57-yard return average. LA Tech has returned 14 kicks for 358 yards. Cornerback Demarcus Griffin-Taylor leads the team with 12 returns for 329 yards, which ranks second in the conference. Griffin-Taylor logged a 58-yard return against UTEP.

## **WIDE RECEIVER/RUNNING BACK HOLIDAY**

At the halfway point of the regular season, wide receiver Jimmy Holiday actually has more rushing attempts than he has receptions. While he has made 11 grabs for 109 receiving yards, he has also totaled 14 carries for 76 yards (had four rushing attempts for 40 yards versus Middle Tennessee). And despite being a wide receiver, he currently leads the Bulldogs in rushing touchdowns with three.

## **WIGGIN OUT**

LA Tech went into overtime for a second time this season when it took extras to decide the result against New Mexico State. And for a second time, the Bulldogs ending up on the losing side. For the most part, overtime has been unfriendly to LA Tech with an overall record of 4-12, which includes a 23-20 OT loss at home to Tulsa and a 33-30 double OT loss against the Aggies. The Bulldogs have now dropped four straight games in OT.

## **UNFRIENDLY OT**

LA Tech went into overtime for a second time this season when it took extras to decide the result against New Mexico State. And for a second time, the Bulldogs ending up on the losing side. For the most part, overtime has been unfriendly to LA Tech with an overall record of 4-12, which includes a 23-20 OT loss at home to Tulsa and a 33-30 double OT loss against the Aggies. The Bulldogs have now dropped four straight games in OT.

## **FOOT ON THE PEDAL**

The LA Tech offense posted 500+ yards of total offense for the first time since Nov 13, 2021,



after accumulating 551 yards against Middle Tennessee. The balanced attack saw the Bulldogs pass for 329 yards, while adding another 222 on the ground. The Bulldogs' 48 points against MTSU made the most in CUSA game since the 2019 season, while their 34 first half points were the most in half since 2022.

## **FEELING 40**

Cedric Woods became the third active Bulldog to reach 40 games played in a LA Tech uniform after the MTSU game. Woods (40), joins Mykol Clark (52), and Bert Hale (43) as the other active Bulldogs to play in 40+ games at LA Tech. Jerren Gilbert (38) games should reach the feat before the end of the season.

## **IN HIS BAG**

Junior defensive lineman Jayden Gray logged his first career sack against MTSU and followed it up with a second sack later in the game. Gray, who had play in all four games up to MTSU had yet to register a tackle this season, finished with three tackles and the first two sacks of his career against the Blue Raiders.

## **AND HE CAN PASS**

Running back Marquis Crosby channeled his inner Boobie Miles has the redshirt junior tossed a 19-yard touchdown pass to Solo Lewis. Crosby became the first non-quarterback to throw a touchdown pass since 2021.

## **ALTERNATE LOOKS**

LA Tech is 2-0 this season when wearing an alternate helmet. The Bulldogs defeated Nicholls in the season opener, as the Dogs wore white helmets with a baby blue LA Tech script font. Tech debuted its second alternate helmet of the season, going with a new blue helmet against MTSU. LA Tech is expected to wear the blue helmet against NMSU.

## **STAYING TRU**

Wide receiver True Edwards logged his second touchdown of 70+ yards after taking one in from 75 yards out against MTSU. Edwards has proven to be the team's top deep threat, having three receptions for 40+ yards or more. The redshirt senior leads the team with 23 receptions and 335 yards.

## **WIGGINS WIGGLES IN**

Transfer running back Omiri Wiggins found the end zone twice against MTSU, both via the pass. Wiggins made a one-handed catch from five yards out for his first score of the game,

and then followed that up with a 16-yard touchdown reception on a screen pass. The scores marked the first of his career.

## **NEW BLUES**

The Bulldogs are expected to debut a new blue helmet against MTSU. This will be the second new helmet design for LA Tech this season, following the team's new traditional white helmet with the baby blue LA Tech script in the season opener against Nicholls. The new blue helmet will be Tech's seventh different helmet.

## **RIDING WITH THE REDSHIRT**

Redshirt freshman quarterback Evan Bullock became the second freshman quarterback to earn a start under head coach Sonny Cumbie when he was named starter against FIU. The Texas native saw his first extended action after entering the game with just 11 career attempts. He played the entire game and finished 26 of 37 for 218 yards. Bullock, who entered the season as the third-string quarterback, has connected on 30 of 43 attempts for 267 yards and one touchdown this season.

## **BOTH SIDES OF THE FIELD(S)**

Defensive back Jacob Fields made his second career start as a Bulldog against FIU, this time on defense. Fields, who joined the team as a freshman in 2023, was moved to running back early in the season due to injuries. He earned his first start last season against Nebraska and registered a 14-yard touchdown. Back on defense this season, Fields filled in for injured cornerback Cedric Woods and started against FIU. He finished with a career-high three tackles in the loss.

## **30-30 CLUB**

One week after playing in his 50th career game, defensive lineman Mykol Clark became the second active Bulldog to reach 30 career starts and 30+ games played. Clark has now played in 51 games and has earned 30 starts after earning starts against Tulsa and FIU. Cedric Woods is the only other active Bulldog to have at least 30 starts (36) while also having played in 30+ games (39).

## **BLAY MAKING PLAYS**

Second year defensive lineman David Play registered his first career sack against FIU. Coming off a career-high six stops against Tulsa, Blay made his fourth start of the season against the Panthers on his way to finishing with four tackles, one TFL and a sack. The West Chester transfer has been a constant staple in this year's

front seven, recording 15 tackles, 2.5 TFLs and one sack. He has finished with 2+ tackles in all four games.

## **MEKHI MAKES THE MOST OF IT**

Syracuse transfer Mekhi Mason saw an increase in snaps at the linebacker position against FIU and made the most of his opportunity. Mason came into the contest with no tackles in his career and finished with five stops, including two tackles for loss. The Florida native had just played a handful of snaps at linebacker coming into the game, mostly having seen time on special teams.

## **LED BY THE LINEBACKERS**

A different LA Tech linebacker has led the team in tackles in each of the first three games. Kolbe Fields led the defense with 10 stops in the opener against Nicholls, followed by CJ Harris who tallied 10 tackles at NC State. Zach Zimos became the third of the starting trio to lead the team, collecting 13 tackles against Tulsa. The starting trio of Zimos (29 tackles), Fields (22 tackles), and Harris (16) tackles has combined for 67 stops through the first three games.

## **FINLEY FINDS THE END ZONE**

Sophomore tight end Eli Finley had the best outing of his young career against Tulsa as he caught his first career touchdown pass while also setting a new career high with 91 receiving yards. He had catches of 53 yards, 24 yards, and 14 yards. The Texas native is tied for second on the team with seven catches and has started in all three games this season.

## **CLARK CELEBRATES THE BIG 50**

Sixth-year defensive lineman Mykol Clark played in his 50th career game against Tulsa last Saturday. It was Clark's first start of the season, pushing his career total to 29 starts. Clark has played in all three games this season and has recorded five tackles, 1.5 TFLs, and one sack.

## **OMIRI SEES TIME ON O**

Junior college transfer running back Omiri Wiggins made his first career start against Tulsa and racked up 53 total yards on nine touches. The sophomore ran the ball six times for 27 yards while catching three receptions for 26 yards. Wiggins doubled his total yardage against the Golden Hurricane after accounting for just 19 yards in the first two games.





## **FRED THE FRESHMAN**

True freshman running back Fred Robertson has had a nice start to his career, totaling 69 yards over two games on limited touches. The freshman from New Orleans showed his big-play ability with a 30-yard catch in the opener against Nicholls. After missing the game against NC State with an injury, Robertson led the team in rushing against Tulsa, logging 39 yards on seven carries. His 19-yard rush is the longest by a LA Tech running back this season.

## **FLORIDA FOES**

LA Tech is 17-15 all-time when playing teams from the Sunshine State. The Bulldogs have played nine different teams from Florida, with six games against both Tampa (5-1) and FIU (5-1). Other wins include Florida State (2-2), Central Florida (1-3), FAU (1-1), Miami (1-4) and the Pensacola Naval Station (2-0). The Dogs are 0-2 against Florida and 0-1 against Stetson.

## **TRU TO THIS**

Tru Edwards had a breakout performance against the Wolfpack as the redshirt senior logged his first 100-yard receiving game with four grabs for 148 yards and a score. The Shreveport native recorded three receptions of 25+ yards (29, 41, 71). Edwards' touchdown came on a 71-yard score that saw him hurdle a defender and spin around a second tackler followed by a 65-yard dash to the end zone.

## **BUCK ON THE BIG STAGE**

Junior kicker Buck Buchanan was not intimidated by the sold-out crowd of 56,919 fans at Carter-Finley Stadium as the third-year Bulldog had a career day. Buchanan tied the program record with a 57-yard field goal to put Tech up 17-6 over NC State just before halftime. His 57-yard field goal was one of two makes on the afternoon as he hit from 20 yards out to tie the game at 20 a piece in the third. The Texas native finished with eight of Tech's 20 points as he connected on both of his extra point attempts. In addition, Buchanan had touchbacks on all five of his kickoffs.

## **BIG PLAY JAY**

Jay Wilkerson has emerged as one of the squad's top wideouts as he leads the team with seven receptions for 148 yards. The Navarro College transfer has shown his deep threat ability, recording three receptions of 30+ yards. Wilkerson posted two 30-yard grabs on the same series against the Wolfpack while also adding a 17 yard catch earlier in the day. His longest catch of the season came in the opener against Nicholls on a 55-yard grab.

## **MEET ME ON THE TRACKS**

A total of seven different Bulldogs have 10+ tackles through two games. Linebacker Zach Zimos leads the defense with 16 stops while Kolbe Fields is second on the team with 14 tackles. Cornerback Demarcus Griffin-Taylor has collected 13 tackles while fellow defensive back Isaiah Mcelvane has accounted for 12. CJ Harris, Blake Thompson, and Jessie Evans have 11 tackles a piece. The linebacking core of Zimos, Fields and Harris have a combined 41 combined tackles.

## **CONSISTENCY IS KEY**

The Bulldogs had the same starting 11 on both sides of the ball for the second straight game against NC State. The new look lineup includes four new faces on the offensive side and three on defense.

## **JACK IS BACK**

Head coach Sonny Cumbie announced that Jack Turner would be back for the team's upcoming contest against NC State after leaving in the first quarter of the season opener. Turner, who was named the starter at CUSA Media Day, played just three drives before he exited and did not return. The third-year signal caller completed 4-of-8 passes for 70 yards and a score in his limited action.

## **NEW FACES IN DIFFERENT PLACES**

In the opener against Nicholls, 26 players made their Bulldog debuts, including seven that earned starting jobs. All seven were transfers with players from the FBS teams, FCS, and Juco programs. The list includes four on offense and three on defense.

Donerio Davenport -- RB  
Jay Wilkerson -- WR  
Abdul-Fatai Ibrahim -- WR  
Daniel Keys -- LT  
Blake Thompson -- S  
Kolbe Fields -- LB  
CJ Harris -- LB

## **PITCH AND CATCH**

The Bulldogs utilized their deep wide receiver room in the season opener as eight different players recorded a reception. Jay Wilkerson, Marlion Jackson, and Eli Finley all logged three receptions a piece, while Solo Lewis and Jimmy Holiday had two grabs each. Fred Robertson, Abdul-Fatai Ibrahim, and Donerio Davenport contributed with one catch.

## **BIG PLAY PERFORMANCES**

In addition to the receiver room showing off its depth, they also showed off their explosive play making ability. Bulldog backs and receivers logged five receptions of 20+ yards, with the longest play of the night coming from Jay Wilkerson on a 55-yard pitch and catch.

Jay Wilkerson -- 55 yards  
Marlion Jackson -- 39 yards  
Fred Robertson -- 30 yards  
Solo Lewis -- 28 yards  
Jimmy Holiday -- 21 yards

## **RETURNING PRODUCTION**

LA Tech will be forced to replace a lot of production from last year's squad. Here is the percentage of production returning.

Rushing Yards -- 12.6%  
Receiving Yards -- 23.1%  
Passing Yards -- 33.2%  
Scoring -- 21.9%  
Punt Return -- 2.8%  
Kick Return -- 44.8%  
All Purpose -- 22.7%  
Total Offense -- 24.0%  
Tackles -- 44.6%

## **TURNING TEAMS OVER**

Since joining Conference USA in 2013, LA Tech leads the league in takeaways.

Louisiana Tech	250
Middle Tennessee	241
WKU	222
FIU	179
UTEP	141

Since joining CUSA LA Tech has ...  
Forced a turnover in 115 of 138 games  
Forced multiple turnovers in 71 of 138 games  
Recorded an interception in 30 of last 48 games  
Recorded 25 pick sixes

## **PICK SIX U**

Since 2011, 22 different Bulldogs have combined for 31 pick sixes. During this 13-year period, LA Tech has registered at least one pick six in every season.

Cedric Woods kept the streak alive in 2023 when he returned an interception 52 yards for a touchdown in the win over Northwestern State.

Since 2017, 13 Bulldogs have combined to record 18 pick sixes which is the most in the

country during that time span.

## **MIKE MIKE AMONG THE BEST**

Sophomore defensive back Michael Richard (aka Mike Mike) returns after being named the 2023 CUSA Freshman of the Year and garnering Freshman All-America honors from The Athletic.

He led CUSA freshmen with seven pass break-ups, which ranked seventh nationally among FBS freshmen. Opponents completed just 40 percent of passes (14-35) against him last season, allowing just one touchdown in 249 defensive snaps. His 83.5 coverage grade was the fourth-best mark among all CUSA defensive backs.

## **CROSBY BACK IN THE BACKFIELD**

Marquis Crosby returns in 2024 after missing almost the entire 2023 season (saw limited action in one game at UTEP) due to injury.

As a freshman in 2022, Crosby earned Freshman All-America honors after rushing for 918 yards and nine touchdowns on 183 carries. His 918 rushing yards ranked sixth nationally among all FBS freshman that season.

## **FIELDS TAKES THE FIELD**

Linebacker Kolbe Fields makes his much anticipated debut in 2024 after sitting out the 2023 season due to the existing transfer rules at the time.

Fields, a projected starter for the Bulldogs, spent the 2022 season at LSU where he appeared in 11 games while making four tackles. In 2021, Fields played in four games while at South Carolina.

## **BUCK BUCANNON**

Kicker Buck Buchanan looks to take on a bigger role as the Bulldogs primary kicker in 2024. Buchanan has handled the kickoff duties and long range field goals for LA Tech in 2023 and 2022.

Named the Preseason CUSA Kickoff Specialist of the Year by College Football Network (CFN), 50 of his 61 kickoffs this past season went for touchbacks which ranked 20th nationally while his 81.97% touchback percentage ranked seventh.

For his Bulldog career, he has made seven of his 11 field goal attempts including two of 50+ yards.

## **TURNER NAMED QB 1**

Jack Turner enters the 2024 season as the starting quarterback, announced by head coach Sonny Cumbie at CUSA Media Day.

He has made 11 career appearances at QB for the Bulldogs over the last two seasons after transferring from Navarro Junior College. He was impressive during his first career start at Nebraska this past season, completing 27 of 42 passes for a season-high 292 yards and a touchdown. He also made starts against UTEP, WKU, and Middle Tennessee.

## **BULLDOG BLOODLINES**

Redshirt senior Tru Edwards transferred to LA Tech from Hawaii in 2022. Edwards is the son of former LA Tech standout and 1998 Biletnikoff Award winner Troy Edwards (1996-98) who played three years for the Bulldogs before going on to being a first round draft pick by the Pittsburgh Steelers, spending seven years in the NFL. Edwards still holds the NCAA record for most receiving yards in a single game (405 at Nebraska on Aug. 30, 1998).

He's not the only Bulldog with ties to football program. True freshman Jay Simon, a wide receiver from nearby Shreveport, is the son of John Simon (1998-01) who was a running back/wide receiver. He totaled 4,852 all-purpose yards at LA Tech, which ranks sixth most in program history (Troy Edwards ranks No. 1 in this category). He would go on to spend three seasons in the NFL.

## **CLARK RARE 6TH-YEAR BULLDOG**

This year's honor for oldest Bulldog goes to defensive lineman Mykol Clark. The Fort Worth, Texas native who turned 24 this summer enters his sixth season at LA Tech.

Clark's first season as a Bulldog came in 2019 when he saw action in two games, helping the team register a 10-win season including a 14-0 shutout of Miami (Fla.) in the Independence Bowl.

## **DGT IN THE RETURN GAME**

Senior Demarcus Griffin-Taylor returns after earning All-Conference USA honors as a kick returner in 2023.

He became the first Bulldog to register 100+ kickoff return yards in back-to-back games since D.J. Banks accomplished the feat in 2012. The senior had 109 yards at Liberty and 113 against Sam Houston, ultimately leading the league with a 24.7 kick return average.

## **JEREMIAH IS A BULLDOG**

Head coach Sonny Cumbie announced the hiring of defensive coordinator Jeremiah Johnson on Dec. 8, 2023. An innovative and experienced defensive mind, Johnson arrives in Ruston from Northern Iowa, where he spent the 2023 season as defensive coordinator following a one-year stint at Kent State, where he served in the same capacity in 2022. Before Kent State, Johnson spent 15 seasons at Northern Iowa, including nine as defensive coordinator.

## **OTHER STAFF UPDATES**

Joining coach Johnson (aka coach JJ) as new assistant coaches ...

### **Jeff Burris | Co-DC, Safeties**

Spent the last three seasons (2021-23) at UL-Lafayette, returning to Ruston where he was an assistant from 2018-20 helping the Bulldogs to three straight bowl appearances

### **Keelon Brookins | Cornerbacks**

Coached with Johnson at Northern Iowa (2018-21, 2023) and at Kent State (2022)

### **Lorenzo Joe | Wide Receivers**

Spent the previous six seasons at Oklahoma State, servicing in various capacities

### **Nathan Young | Co-OC, O-Line**

Promoted to co-offensive coordinator, has been o-line coach for LA Tech the past two years

## **DEVONTA LEE'S JOURNEY**

Devonta Lee was a four-star recruit out of Amite High School in south Louisiana.

At first, his path was paved in purple and gold, signing with LSU as a wide receiver. He would go on to spend three seasons in Baton Rouge, appearing in 34 career games for the Tigers.

Then in 2022, he decided to leave Baton Rouge for Ruston to become a Bulldog. But just months in his new home with his new team, his body started to break down. He was ultimately diagnosed with osteosarcoma, a type of bone cancer.

He would need two surgeries, 10 weeks of chemotherapy, and seven weeks of radiation. For a year, he fought and ultimately conquered the disease.

Now, the Bulldog is cleared medically and looking to make his long-awaited return to the football field in 2024.



**NO MORE SMOKE**

When you see No. 6 lined up at wide receiver this season, it will be transfer Jimmy Holiday (not Smoke Harris).

Harris was a mainstay for the Bulldogs for six years, ending his career as a four-time All-CUSA selection and ranked in the top 10 in program history in career receptions (308), receiving yards (2,908), and receiving touchdowns (23).

seven FBS schools that are currently on the quarter system schedule.

**FBS Schools on Quarter System Conference**

Louisiana Tech	CUSA
Northwestern	Big 10
Oregon	Big 10
Oregon State	PAC-2
Stanford	ACC
UCLA	Big 10
Washington	Big 10

**STRENGTH AT LINEBACKER**

If you had to pick a position of strength for the Bulldogs going into the 2024 season, most would argue that it is the linebacker position.

Needless to say, there is plenty of talent and experience to go around at that position.

**Kolby Fields**

Transferred from LSU in 2023  
Sat out last season due to transfer rules

**Mekhi Mason**

Transfer from Syracuse

**Zach Zimos**

Transferred from Arkansas in 2023  
Registered 60 tackles for Bulldogs last season

**CJ Harris**

Transfer from Kent State  
Made 10 starts for the Flashes last season

**COLLECTING CUSA AWARDS**

Louisiana Tech and Houston are the only two teams that have garnered every individual award in Conference USA history. The Bulldogs have had at least one specialty award winner in seven of their 10 seasons in CUSA.

<b>Player</b>	<b>Specialty Award</b>
Michael Richard	2023   Freshman of the Year
Luke Anthony	2020   Newcomer of the Year
J'Mar Smith	2019   Offensive Player of the Year
Jaylon Ferguson	2018   Defensive Player of the Year
Teddy Veal	2017   Newcomer of the Year
Skip Holtz	2016   Coach of the Year
Carlos Henderson	2016   Offensive Player of the Year
	2016   Special Teams Player of the Year
Ryan Higgins	2016   Most Valuable Player
Jeff Driskel	2015   Newcomer of the Year
Cody Sokol	2014   Newcomer of the Year

**WHEN DOES CLASS START?**

Louisiana Tech is the only university in Conference USA on a quarter system and one of just





## /// FUTURE SCHEDULE

### FUTURE GAMES ANNOUNCED

Not sure what you will be doing over the next decade, but the Bulldogs know who some of their opponents will be in future seasons.

**2025**  
vs. Southeastern Louisiana  
at LSU  
vs. Southern Miss  
at Washington State

**2026**  
vs. Northwestern State  
at Southern Miss  
vs. UL-Lafayette

**2027**  
vs. Nicholls  
at Kansas  
vs. South Alabama

**2028**  
at Texas  
at North Texas  
vs. Kansas  
at San Diego State

**2029**  
at UL-Lafayette  
vs. Southern Miss  
vs. San Diego State

**2030**  
at Troy  
vs. ULM

**2031**  
at ULM  
at Southern Miss

**2032**  
vs. Southern Miss  
vs. Troy

**2033**  
at Southern Miss  
vs. San Diego State

**2034**  
vs. NC State  
at San Diego State

**2035**  
vs. Bowling Green

## /// HONORS & AWARDS

### PRESEASON ACCOLADES

A total of 20 Bulldogs received at least one preseason award heading into the season.

- Jack Turner**  
2024 CUSA Preseason Watch List  
2024 Earl Campbell Tyler Rose Award Watch List
- Marquis Crosby**  
2024 CSC Comeback Player of the Year Watch List  
2024 Doak Walker Award Watch List  
2024 Athlon Preseason First Team All-CUSA
- CJ Harris**  
2024 CFN Preseason CUSA Defensive Transfer of the Year
- Buck Buchanan**  
2024 CFN Preseason CUSA Kickoff Specialist of the Year
- Bert Hale**  
2024 CUSA Preseason Watch List  
2024 Phil Steele Preseason Second Team All-CUSA  
2024 CFN Preseason First Team All-CUSA  
2024 Athlon Preseason Second Team All-CUSA
- Michael Richard**  
2024 Phil Steele Preseason Third Team All-CUSA  
2024 CFN Preseason Second Team All-CUSA  
2024 Athlon Preseason Third Team All-CUSA
- Ashanti Cole**  
2024 CFN Preseason Second Team All-CUSA
- Jerren Gilbert**  
2024 CFN Preseason Third Team All-CUSA  
2024 Athlon Preseason Fourth Team All-CUSA
- Mykol Clark**  
2024 CFN Preseason Third Team All-CUSA  
2024 Athlon Preseason Second Team All-CUSA
- Zach Zimos**  
2024 Allstate Wuerffel Trophy Watch List  
2024 Phil Steele Preseason Second Team All-CUSA  
2024 CFN Preseason Third Team All-CUSA  
2024 Athlon Preseason Second Team All-CUSA
- Jhamal Shelby Jr.**  
2024 CFN Preseason Third Team All-CUSA
- Zarian McGill**  
2024 CFN Preseason Fourth Team All-CUSA
- Jessie Evans**  
2024 CUSA Preseason Watch List  
2024 Phil Steele Preseason Third Team All-CUSA
- Kolbe Fields**  
2024 CUSA Preseason Watch List  
2024 Phil Steele Preseason Third Team All-CUSA  
2024 Athlon Preseason Fourth Team All-CUSA
- Demarcus Griffin-Taylor**  
2024 CUSA Preseason Watch List  
2024 Phil Steele Preseason Second Team All-CUSA  
2024 Athlon Preseason Fourth Team All-CUSA
- Donerio Davenport**  
2024 Phil Steele Preseason Fourth Team All-CUSA
- Cedric Woods**  
2024 Athlon Preseason Third Team All-CUSA
- J'Dan Burnett**  
2024 Athlon Preseason Fourth Team All-CUSA
- Tru Edwards**  
2024 Athlon Preseason Fourth Team All-CUSA
- Abdul-Fatai Ibrahim**  
2024 Athlon Preseason Fourth Team All-CUSA

## /// UNIFORM TRACKER

The Bulldogs have multiple uniform combinations. Here is a look at LA Tech's record in various uniform combinations over the last decade.

Helmet-Jersey-Pants	Record
White-White-White <i>Last worn   Nov. 16, 2024 at WKU</i>	16-15
White-White-Blue <i>Last worn   Sept. 23, 2023 at Nebraska</i>	5-9
White-White-Red <i>Last worn   Oct. 2, 2021 at NC State</i>	0-3
White-Blue-White <i>Last worn   Nov. 11, 2023 vs. Sam Houston</i>	18-5
White-Blue-Blue <i>Last worn   Oct. 22, 2024 vs. UTEP</i>	6-6
White-LT Blue-White <i>Last worn   Aug. 31, 2024 vs. Nicholls</i>	
White-Red-White <i>Last worn   Aug. 26, 2023 vs. FIU</i>	7-1
White-Red-Red <i>Last worn: Sept. 16, 2023 vs. North Texas</i>	1-1
Red-White-White <i>Last worn   Oct. 10, 2023 at Middle Tennessee</i>	3-8
Red-White-Blue <i>Last worn   Sept. 14, 2024 at NC State</i>	2-6
Red-White-Red <i>Last worn   Sept. 28, 2024 at FIU</i>	2-3
Red-Red-Red <i>Last worn   Sept. 21, 2024 vs. Tulsa</i>	2-4
Red-Red-White <i>Last worn   Sept. 26, 2015 vs. FIU</i>	2-0
Red-Blue-Blue <i>Last worn   Sept. 8, 2018 vs. Southern</i>	2-1
Red-Blue-White <i>Last worn   Nov. 9, 2024 vs. Jax State</i>	2-1
Red-LT Blue-White <i>Last worn   Oct. 24, 2023 vs. New Mexico State</i>	0-2
Blue-Blue-White <i>Last worn   Oct. 10, 2024 vs. MTSU</i>	1-0
Blue-White-Blue <i>Last worn   Oct. 15, 2024 at. New Mexico State</i>	0-1

#### NOTABLE DEBUTS

Blue helmet	Oct. 10, 2024
Tech script helmet	Aug. 31, 2024
LT Blue throwback jerseys	Oct. 22, 2022
White helmet	Oct. 25, 2014
Stars & Stripes helmet	Sept. 28, 2013



**46-37**



**7-3**



**1-0**



**9-22**



**0-2**




**4-1**



**1-1**



**PRO DOGS (BULLDOGS IN THE NFL)**



**16 | QB**  
**JEFF DRISKEL**  
*Washington Commanders*



**21 | CB**  
**AMIK ROBERTSON**  
*Detroit Lions*




**38 | CB**  
**L'JARIUS SNEED**  
*Tennessee Titans*



**19 | WR**  
**TRENT TAYLOR**  
*San Francisco 49ers*



**93 | DT**  
**MILTON WILLIAMS**  
*Philadelphia Eagles*



**25 | S**  
**XAVIER WOODS**  
*Carolina Panthers*

\*RB Boston Scott was recently released by the Los Angeles Rams and signed by the Pittsburgh Steelers

**LA TECH BOWL HISTORY**

**1977 INDEPENDENCE BOWL**  
LA Tech 27, Louisville 14

**2015 NEW ORLEANS BOWL**  
LA Tech 47, Arkansas State 28

**1978 INDEPENDENCE BOWL**  
East Carolina 35, LA Tech 13

**2016 ARMED FORCES BOWL**  
LA Tech 48, Navy 45

**1990 INDEPENDENCE BOWL**  
LA Tech 34, Maryland 34

**2017 FRISCO BOWL**  
LA Tech 51, SMU 10

**2018 HAWAII BOWL**  
LA Tech 31, Hawaii 14

**2001 HUMANITARIAN BOWL**  
Clemson 49, LA Tech 24

**2019 INDEPENDENCE BOWL**  
LA Tech 14, Miami (Fla.) 0

**2008 INDEPENDENCE BOWL**  
LA Tech 17, Northern Illinois 10

**2020 NEW ORLEANS BOWL**  
Georgia Southern 38, LA Tech 3

**2011 POINSETTIA BOWL**  
TCU 31, LA Tech 24

**2014 HEART OF DALLAS BOWL**  
LA Tech 35, Illinois 18



**TERRY BRADSHAW**

LA TECH (1966-69)  
PRO FOOTBALL HALL OF FAME 1989

**WILLIE ROAF**

LA TECH (1989-92)  
PRO FOOTBALL HALL OF FAME 2012

**FRED DEAN**

LA TECH (1971-74)  
PRO FOOTBALL HALL OF FAME 2008



## /// CUSA STANDINGS

	Overall	CUSA
Jacksonville State	7-3	6-0
Sam Houston	8-2	5-1
WKU	7-3	5-1
Liberty	7-2	4-2
<b>Louisiana Tech</b>	<b>4-6</b>	<b>3-4</b>
FIU	3-7	2-4
Middle Tennessee	3-7	2-4
UTEP	2-8	2-5
New Mexico State	2-8	1-5
Kennesaw State	1-9	1-5

## /// PRESEASON POLL

- Liberty (18)
  - WKU (2)
  - Jacksonville State
  - Middle Tennessee
  - New Mexico State
  - Sam Houston
  - Louisiana Tech**
  - FIU
  - UTEP
  - Kennesaw State
- (First-place votes)

## /// UPCOMING CUSA SLATE

**SATURDAY, NOV. 23**

Sam Houston at Jax State (CBSSN)	11 a.m.
UTEP at Tennessee (SECN+)	12 p.m.
WKU at Liberty (ESPN+)	12 p.m.
NM State at MTSU (ESPN+)	1:30 p.m.
FIU at Kennesaw State (ESPN+)	2 p.m.
LA Tech at Arkansas (SECN+)	3 p.m.

**FRIDAY, NOV. 29**

Liberty at Sam Houston (CBSSN)	2:30 p.m.
--------------------------------	-----------

**SATURDAY, NOV. 30**

MTSU at FIU (ESPN+)	1 p.m.
Kennesaw State at LA Tech (ESPN+)	3 p.m.
UTEP at NM State (ESPN+)	3 p.m.
Jax State at WKU (ESPNU)	3 p.m.

## /// AGAINST CUSA

OPPONENT	RECORD
FIU	5-2
Jacksonville State	1-2
Kennesaw State	0-0
WKU	6-5
Liberty	0-1
UTEP	17-3-1
New Mexico State	8-6
Middle Tennessee	6-3
Sam Houston	2-2-1
<b>TOTAL</b>	<b>44-24-2</b>

## /// KNOW THE FOES

### NICHOLLS Colonels



Date	Opponent	Time/Result
Aug. 31	at Louisiana Tech	L, 17-25
Sept. 7	at LSU	L, 44-21
Sept. 14	at Sacramento State	L, 34-17
Sept. 21	MISSISSIPPI VALLEY	W, 66-0
Oct. 5	at Southern	W, 51-7
Oct. 12	at Incarnate Word*	L, 55-10
Oct. 19	NORTHWESTERN STATE*	W, 20-0
Oct. 26	MNCEESE*	W, 24-19
Nov. 2	STEPHEN F. AUSTIN*	L, 28-12
Nov. 9	at Houston Baptist*	L, 24-21
Nov. 16	at Lamar*	L, 24-7
Nov. 21	SOUTHEASTERN*	6 p.m.

### FIU Panthers



Date	Opponent	Time/Result
Aug. 31	at Indiana	L, 7-31
Sept. 7	CENTRAL MICHIGAN	W, 52-16
Sept. 14	at Florida Atlantic	L, 38-20
Sept. 21	MONMOUTH	L, 45-42
Sept. 28	LOUISIANA TECH*	W, 17-10
Oct. 8	at Liberty*	L, 34-21
Oct. 16	at UTEP*	L, 30-21
Oct. 22	SAM HOUSTON*	W, 10-7
Oct. 29	NEW MEXICO STATE*	W, 34-13
Nov. 16	at Jacksonville State*	L, 34-31
Nov. 23	at Kennesaw State*	2 p.m.
Nov. 30	MIDDLE TENNESSEE*	1 p.m.

### UTEP Miners



Date	Opponent	Time/Result
Aug. 31	at Nebraska	L, 7-40
Sept. 7	SOUTHERN UTAH	L, 27-24
Sept. 14	at Liberty*	L, 28-10
Sept. 21	at Colorado State	L, 27-17
Oct. 3	SAM HOUSTON*	L, 41-21
Oct. 10	at WKU*	L, 44-17
Oct. 16	FIU*	W, 30-21
Oct. 22	at Louisiana Tech*	L, 14-10
Nov. 2	MIDDLE TENNESSEE*	L, 20-13
Nov. 9	KENNESAW STATE*	W, 43-35
Nov. 23	at Tennessee	Noon
Nov. 30	at New Mexico State*	3 p.m.

### WKU Hilltoppers



Date	Opponent	Time/Result
Aug. 31	at Alabama	L, 0-63
Sept. 7	EASTERN KENTUCKY	W, 31-0
Sept. 14	at Middle Tennessee*	W, 49-21
Sept. 21	TOLEDO	W, 26-21
Sept. 28	at Boston College	L, 21-20
Oct. 10	UTEP*	W, 44-17
Oct. 16	at Sam Houston*	W, 31-14
Oct. 30	KENNESAW STATE*	W, 31-14
Nov. 9	at New Mexico State*	W, 41-28
Nov. 16	LOUISIANA TECH*	L, 12-7
Nov. 23	at Liberty*	Noon
Nov. 30	JACKSONVILLE STATE*	2:30 p.m.

### NC STATE Wolfpack



Date	Opponent	Time/Result
Aug. 29	WESTERN CAROLINA	W, 38-21
Sept. 7	vs. Tennessee^	L, 52-10
Sept. 14	LOUISIANA TECH	W, 30-20
Sept. 21	at Clemson*	L, 59-35
Sept. 28	NORTHERN ILLINOIS	W, 24-17
Oct. 5	WAKE FOREST*	L, 34-30
Oct. 12	SYRACUSE*	L, 24-17
Oct. 19	at California*	W, 24-23
Nov. 2	STANFORD*	W, 59-28
Nov. 9	DUKE*	L, 29-19
Nov. 21	at Georgia Tech*	TBA
Nov. 30	at North Carolina*	TBA

^ Charlotte, N.C.

### MIDDLE TENNESSEE Blue Raiders



Date	Opponent	Time/Result
Aug. 31	TENNESSEE TECH	W, 32-25
Sept. 7	at Ole Miss	L, 52-3
Sept. 14	WKU*	L, 49-20
Sept. 21	DUKE	L, 45-17
Sept. 28	at Memphis	L, 24-7
Oct. 10	at Louisiana Tech*	L, 49-21
Oct. 15	KENNESAW STATE*	W, 14-5
Oct. 23	at Jacksonville State*	L, 42-20
Nov. 2	at UTEP*	W, 20-13
Nov. 9	LIBERTY*	L, 37-17
Nov. 23	NEW MEXICO STATE*	1:30 p.m.
Nov. 30	at FIU*	1 p.m.

### TULSA Golden Hurricane



Date	Opponent	Time/Result
Aug. 29	NORTHWESTERN STATE	W, 62-28
Sept. 7	at Arkansas State	L, 28-24
Sept. 14	OKLAHOMA STATE	L, 45-10
Sept. 21	at Louisiana Tech	W, 23-20
Sept. 28	at North Texas*	L, 52-20
Oct. 5	ARMY*	L, 49-7
Oct. 19	at Temple*	L, 20-10
Oct. 26	UTSA*	W, 46-45
Nov. 2	at UAB*	L, 59-21
Nov. 14	EAST CAROLINA*	L, 38-31
Nov. 23	at USF*	TBA
Nov. 30	FLORIDA ATLANTIC*	TBA

### NEW MEXICO STATE Aggies



Date	Opponent	Time/Result
Aug. 31	SOUTHEAST MISSOURI	W, 23-16
Sept. 7	LIBERTY*	L, 30-24
Sept. 14	at Fresno State	L, 48-0
Sept. 21	at Sam Houston*	L, 31-11
Sept. 28	NEW MEXICO	L, 50-40
Oct. 9	at Jacksonville State*	L, 54-13
Oct. 15	LOUISIANA TECH*	W, 33-30
Oct. 29	at FIU*	L, 34-13
Nov. 9	WKU*	L, 41-28
Nov. 16	at Texas A&M	L, 38-3
Nov. 23	at Middle Tennessee*	1:30 p.m.
Nov. 30	UTEP*	3 p.m.

### SAM HOUSTON Bearkats



Date	Opponent	Time/Result
Aug. 31	at Rice	W, 34-14
Sept. 7	at UCF	L, 45-14
Sept. 14	HAWAII	W, 31-13
Sept. 21	NEW MEXICO STATE*	W, 31-11
Sept. 28	vs. Texas State^	W, 40-39
Oct. 3	at UTEP*	W, 41-21
Oct. 16	WKU*	L, 31-14
Oct. 22	at FIU*	L, 10-7
Oct. 29	LOUISIANA TECH*	W, 9-3
Nov. 16	at Kennesaw State	W, 23-17
Nov. 23	at Jacksonville State*	11 a.m.
Nov. 29	LIBERTY*	2:30 p.m.

^ Houston, Texas

### JAX STATE Gamecocks



Date	Opponent	Time/Result
Aug. 29	COASTAL CAROLINA	L, 27-55
Sept. 7	at Louisville	L, 49-14
Sept. 14	at Eastern Michigan	L, 37-34
Sept. 21	SOUTHERN MISS	W, 44-7
Oct. 4	at Kennesaw State*	W, 63-24
Oct. 9	NEW MEXICO STATE*	W, 54-13
Oct. 23	MIDDLE TENNESSEE*	W, 42-20
Oct. 30	at Liberty*	W, 31-21
Nov. 9	at Louisiana Tech*	W, 44-37
Nov. 16	FIU*	W, 34-31
Nov. 23	SAM HOUSTON*	11 a.m.
Nov. 30	at WKU*	2:30 p.m.

### ARKANSAS Razorbacks



Date	Opponent	Time/Result
Aug. 29	vs. Arkansas-Pine Bluff^	W, 70-0
Sept. 7	at Oklahoma State	L, 39-31
Sept. 14	UAB	W, 37-27
Sept. 21	at Auburn*	W, 24-14
Sept. 28	vs. Texas A&M*#	L, 21-17
Oct. 5	TENNESSEE*	W, 19-14
Oct. 19	LSU*	L, 34-10
Oct. 26	at Mississippi State*	W, 58-25
Nov. 2	OLE MISS*	L, 63-31
Nov. 16	TEXAS*	L, 20-10
Nov. 23	LOUISIANA TECH	TBA
Nov. 30	at Missouri*	TBA

^ Little Rock, Ark.  
# Arlington, Texas

### KENNESAW STATE Owls



Date	Opponent	Time/Result
Aug. 31	at UTSA	L, 16-28
Sept. 7	UL-LAFAYETTE	L, 34-10
Sept. 14	at San Jose State	L, 31-10
Sept. 28	UT MARTIN	L, 24-13
Oct. 4	JACKSONVILLE STATE*	L, 63-24
Oct. 15	at Middle Tennessee*	L, 14-5
Oct. 23	LIBERTY*	W, 27-24
Oct. 30	at WKU*	L, 31-14
Nov. 9	at UTEP*	L, 43-35
Nov. 16	SAM HOUSTON*	L, 23-17
Nov. 23	FIU*	2 p.m.
Nov. 30	at Louisiana Tech*	3 p.m.





LA TECH INDIVIDUAL

OFFENSE

Rushed for 100 yards..... 103, Amani Givens at WKU (11/16/24)  
 Rushed for 200 yards..... 207, Kenneth Dixon vs. Southern Miss (11/9/13)  
 Rushed for 3 touchdowns..... 3, Marquis Crosby at Charlotte (11/19/22)  
 Rushed for 4+ touchdowns..... 4, Marcus Williams Jr. vs. Charlotte (11/13/21)  
 Had a 70-yard run from scrimmage..... 74, Justin Henderson vs. UMass (10/12/19)  
 Had an 80-yard run from scrimmage..... 99, Kenneth Dixon at UL-Lafayette (9/6/14)  
 Had 20 carries..... 21, Tyre Shelton vs. WKU (10/5/23)  
 Had 25 carries..... 29, Marcus Williams Jr. vs. Charlotte (11/13/21)  
 Had 30 carries..... 37, Israel Tucker at North Texas (12/3/20)  
 Passed for 300 yards..... 384, Hank Bachmeier vs. Sam Houston (11/11/23)  
 Passed for 400 yards..... 424, Parker McNeil at North Texas (10/15/22)  
 Passed for 500 yards..... 502, Ryan Higgins at WKU (12/3/16)  
 Threw for 3 touchdowns..... 5, Evan Bullock vs. Middle Tennessee (10/10/24)  
 Threw for 4+ touchdowns..... 3, Evan Bullock vs. Jax State (11/9/24)  
 Threw for 5+ touchdowns..... 5, Evan Bullock vs. Middle Tennessee (10/10/24)  
 Had a 70-yard pass from scrimmage..... 86, Evan Bullock vs. Jax State (10/10/24)  
 Had 30 completions..... 33, Hank Bachmeier vs. FIU (8/26/23)  
 Had 35 completions..... 36, Ryan Higgins at Middle Tennessee (9/24/16)  
 Had 40 completions..... 44, Colby Cameron vs. Texas A&M (10/13/12)  
 Had 50 pass attempts..... 51, J'Mar Smith at Texas (8/31/19)  
 Had 60 pass attempts..... 60, Colby Cameron vs. Utah State (11/1/12)  
 Had 100 yards receiving..... 142, Tru Edwards vs. Jax State (11/9/24)  
 Had 200 yards receiving..... 212, Malik Stanley vs. Southern Miss (10/19/19)  
 Caught 2 touchdown passes..... 2, Omiri Wiggins vs. Middle Tennessee (10/10/24)  
 Caught 3+ touchdown passes..... 2, Tru Edwards at NMSU (10/15/24)  
 Caught 3+ touchdown passes..... 3, Tre Harris vs. Rice (10/22/22)  
 Had 10 receptions..... 11, Smoke Harris vs. FIU (8/26/23)  
 Had 15 receptions..... 17, Trent Taylor at Middle Tennessee (9/24/16)

DEFENSE

Intercepted 2 passes..... 2, Myles Brooks vs. Middle Tennessee (11/5/22)  
 Intercepted 3 passes..... 3, Amik Robertson vs. Southern Miss (10/19/19)  
 Recorded 2 sacks..... 2.0, Jayden Gray vs. Middle Tennessee (10/10/24)  
 Recorded 3+ sacks..... 4.0, Willie Baker at Hawai'i (12/22/18)  
 Had 10 tackles..... 11, Kolbe Fields vs. UTEP (10/22/24)  
 Had 15 tackles..... 15, Myles Heard vs. Northwestern State (9/9/23)  
 Had 20 tackles..... 20, Quincy Stewart at Texas A&M (9/12/98)  
 Had 3 tackles for loss..... 3.0, Kolbe Fields vs. Nicholls (8/31/24)  
 Had 4+ tackles for loss..... 3.0, CJ Harris at NC State (9/14/24)  
 Returned an interception for a TD..... 5.0, Willie Baker at Hawai'i (12/22/18)  
 Returned a fumble for a TD..... Cedric Woods vs. Northwestern State (9/9/23)  
 Returned a fumble for a TD..... J'Dan Burnett (30 yards) vs. Stephen F. Austin (9/10/22)

SPECIAL TEAMS

Made 3 field goals..... 3, Buck Buchanan at NMSU (10/15/24)  
 Made 4+ field goals..... 4, Buck Buchanan at WKU (11/16/24)  
 Made a 50-yard field goal..... 57, Buck Buchanan at NC State (9/14/24)  
 Had a 60-yard punt..... 70, Patrick Rea vs. Nicholls (8/31/24)  
 Returned a punt for a TD..... Smoke Harris (67 yards) at UTEP (9/29/23)  
 Returned a kickoff for a TD..... Amik Robertson (30 yards) vs. FIU (9/20/19)  
 Returned a blocked punt for a TD..... Alex Anderson (2 yards) vs. NM State (11/22/08)  
 Returned a blocked field goal for a TD..... LeVander Liggins (54 yards) vs. UTEP (10/4/14)  
 Returned a blocked PAT for a safety..... Amik Robertson vs. Mississippi State (9/9/17)

LA TECH TEAM

OFFENSE

300 yards rushing..... 367 vs. Northwestern State (9/9/23)  
 400 yards rushing..... 408 vs. Idaho (10/20/12)  
 Rushed for 5 touchdowns..... 5 vs. North Texas (11/9/19)  
 Rushed for 6+ touchdowns..... 7 vs. North Texas (11/7/15)  
 Had 50 rushing attempts..... 50 at North Texas (12/12/20)  
 Had 60 rushing attempts..... 61 vs. San Jose State (10/29/11)  
 400 yards passing..... 419 vs. Sam Houston (11/11/23)  
 500 yards passing..... 516 vs. Stephen F. Austin (09/10/2022)  
 600 yards passing..... 602 vs. Boise State (10/3/98)  
 Threw for 5 touchdowns..... 5 vs. Middle Tennessee (10/10/24)  
 Threw for 6+ touchdowns..... 6 vs. Houston Baptist (9/26/20)  
 500 yards total offense..... 551 vs. Middle Tennessee (10/10/24)  
 600 yards total offense..... 689 vs. UMass (10/12/19)  
 700 yards total offense..... 735 vs. Rice (10/29/16)  
 Scored 50 points..... 51 vs. Northwestern State (9/9/23)  
 Scored 60 points..... 66 vs. Houston Baptist (9/26/20)  
 Scored 70 points..... 76 vs. Rice (11/29/14)  
 Recorded 30 first downs..... 32 vs. Houston Baptist (9/26/20)  
 Recorded 35 first downs..... 37 vs. North Texas (11/9/19)

DEFENSE

Registered 5+ sacks..... 6 vs. Nicholls (8/31/24)  
 Forced 4+ turnovers..... 4 vs. Middle Tennessee (11/5/22)  
 Scored a safety..... vs. Nicholls (8/31/24)  
 Posted a shutout..... 14-0 vs. Miami (12/26/19)  
 Held an opponent under 250 total yards..... 200 vs. Nicholls (8/31/24)  
 Scored multiple defensive touchdowns..... 2 (2 INT returns) vs. SMU (12/20/17)

SPECIAL TEAMS

Blocked a punt..... vs. UTEP (10/22/24)  
 Blocked an extra point attempt..... at North Texas (10/15/22)  
 Blocked a field goal attempt..... vs. Southern Miss (11/19/21)

OPPONENT INDIVIDUAL

OFFENSE

Rushed for 100 yards..... 167, Tre Stewart, Jax State (11/9/24)  
 Rushed for 200 yards..... 210, DeWayne McBride, UAB (11/6/22)  
 Rushed for 3 touchdowns..... 3, Calvin Camp, Charlotte (11/19/22)  
 Rushed for 4+ touchdowns..... 4, DeWayne McBride, UAB (11/6/21)  
 Had a 70-yard run from scrimmage..... 72, Heinrich Haarberg, Nebraska (9/23/23)  
 Had an 80-yard run from scrimmage..... 92, Ayo Adeyi at North Texas (10/15/2022)  
 Had 20 carries..... 34, Tre Stewart, Jax State (11/9/24)  
 Had 25 carries..... 34, Tre Stewart, Jax State (11/9/24)  
 Had 30 carries..... 34, Tre Stewart, Jax State (11/9/24)  
 Passed for 300 yards..... 313, Chandler Rogers, North Texas (9/16/23)  
 Passed for 400 yards..... 448, Chris Reynolds, Charlotte (11/13/21)  
 Passed for 500 yards..... 580, David Piland, Houston (9/8/12)  
 Threw for 3 touchdowns..... 3, Austin Reed, WKU (10/5/23)  
 Threw for 4+ touchdowns..... 4, Kaidon Salter, Liberty (11/4/23)  
 Had a 70-yard pass from scrimmage..... 70, Austin Reed, WKU (10/5/23)  
 Had an 80-yard pass from scrimmage..... 83, Ryan Metz, UTEP (11/18/17)  
 Had 30 completions..... 31, Grayson James, FIU (10/28/22)  
 Had 35 completions..... 44, Cole Kelley, Southeastern (9/11/21)  
 Had 40 completions..... 44, Cole Kelley, Southeastern (9/11/21)  
 Had 50 pass attempts..... 52, Gavin Hardison vs. UTEP (10/08/2021)  
 Had 60 pass attempts..... 77, David Piland, Houston (9/8/12)  
 Had 100 yards receiving..... 130, Cam Vaughn, Jax State (11/9/24)  
 Had 200 yards receiving..... 207, Malachi Corley, WKU (10/5/23)  
 Caught 2 touchdown passes..... 2, Cam Vaughn, Jax State (11/9/24)  
 Caught 3+ touchdown passes..... 3, Malachi Corley, WKU (10/5/23)  
 Had 10 receptions..... 11, Roderic Burns, North Texas (9/16/23)  
 Had 15 receptions..... 18, Kealoha Pilaes, Hawai'i (10/2/10)

DEFENSE

Intercepted 2 passes..... 2, Yam Banks, South Alabama (9/24/22)  
 Intercepted 3 passes..... 3, Bene Benwikere, San Jose State (11/24/12)  
 Recorded 2 sacks..... 4.0, Kale Edwards at NMSU (10/15/24)  
 Recorded 3+ sacks..... 4.0, Kale Edwards at NMSU (10/15/24)  
 Had 10 tackles..... 14, Travion Barnes, FIU (9/28/22)  
 Had 15 tackles..... 14, Fred Perry, Jax State (11/9/24)  
 Had 20 tackles..... 15, Alvin Jones, UTEP (11/18/17)  
 Had 30 tackles..... 21, Matt Castelo, San Jose State (11/17/07)  
 Had 3 tackles for loss..... 4.0, Kale Edwards (10/15/24)  
 Had 4+ tackles for loss..... 4.0, Kale Edwards (10/15/24)  
 Returned an interception for a TD..... DK Kaufman (33 yards), NC State (9/14/24)  
 Returned a fumble for a TD..... Jeffery Simmons (90 yards), Mississippi State (9/9/17)

SPECIAL TEAMS

Made 3 field goals..... 3, Kanoah Vinesett, NC State (9/14/24)  
 Made 4+ field goals..... 3, Seth Morgan, Tulsa (9/21/24)  
 Made a 50-yard field goal..... 52, Kanoah Vinesett, NC State (9/14/24)  
 Had a 60-yard punt..... 63, Kylan Dupre, Nicholls (8/31/24)  
 Returned a punt for a TD..... Quan Bray (76 yards), Auburn (9/27/14)  
 Returned a kickoff for a TD..... LaMareon James, Old Dominion (10/30/21)  
 Returned a blocked punt for a TD..... Jeffery Simmons (0 yards), Mississippi State (9/9/17)  
 Returned a blocked field goal for a TD..... Micael Eguwuagu (82 yards), UTSA (11/12/16)

OPPONENT TEAM

OFFENSE

300 yards rushing..... 347, Nebraska (9/23/23)  
 400 yards rushing..... 475, North Texas (10/15/22)  
 Rushed for 5 touchdowns..... 5, Missouri (9/1/22)  
 Rushed for 6+ touchdowns..... 7, UAB, (11/6/21)  
 Had 50 rushing attempts..... 59, Jax State (11/9/24)  
 Had 60 rushing attempts..... 69, Rice (11/16/13)  
 400 yards passing..... 448, Charlotte (11/13/21)  
 500 yards passing..... 580, Houston (9/8/12)  
 600 yards passing..... 630, Houston (8/31/91)  
 Threw for 5 touchdowns..... 5, SMU (9/18/21)  
 Threw for 6+ touchdowns..... 6, Fresno State (10/3/92)  
 500 yards total offense..... 562, North Texas (9/16/23)  
 600 yards total offense..... 602, Liberty (11/4/23)  
 700 yards total offense..... 733, Rice (11/29/03)  
 Scored 50 points..... 56, Liberty (11/4/22)  
 Scored 60 points..... 61, Hawai'i (11/11/06)  
 Scored 70 points..... 73, Houston (8/31/91)  
 Negative yards rushing..... -31, at Southern Miss (10/25/14)  
 Recorded 30 first downs..... 32, North Texas (9/16/23)  
 Recorded 40 first downs..... 40, Houston (9/8/12)

DEFENSE

Registered 5+ sacks..... 5, NMSU (10/15/24)  
 Forced 4+ turnovers..... 5, Nicholls (8/31/24)  
 Scored a safety..... Sam Houston (10/29/24)  
 Posted a shutout..... 29-0 by Kansas (9/6/08)  
 Held LA Tech under 250 total yards..... 250, Southern Miss (11/19/21)

SPECIAL TEAMS

Blocked a punt..... North Texas (9/25/21)  
 Blocked an extra point attempt..... Nicholls (8/31/24)  
 Blocked a field goal attempt..... NMSU (10/15/24)



# 2024 SUPERLATIVES

## LA TECH INDIVIDUAL GAME HIGHS

RUSHES	17	Amani Givens at WKU (11/16/24)
YARDS RUSHING	103	Amani Givens at WKU (11/16/24)
TD RUSHES	1	Jimmy Holiday vs. Nicholls (8/31/24)
	1	Donerio Davenport at NC State (9/14/24)
	1	Blake Baker vs. Tulsa (9/21/24)
	1	Jimmy Holiday vs. Tulsa (9/21/24)
	1	Jimmy Holiday at FIU (9/28/24)
	1	Omiri Wiggins at NMSU (10/15/24)
	1	Amani Givens vs. UTEP (10/22/24)
LONG RUSH	34	Omiri Wiggins at WKU (11/16/24)
PASS ATTEMPTS	40	Evan Bullock at NMSU (10/15/24)
PASS COMPLETIONS	26	Evan Bullock at FIU (9/28/24)
YARDS PASSING	290	Evan Bullock vs. MTSU (10/10/24)
TD PASSES	5	Evan Bullock vs. MTSU (10/10/24)
LONG PASS	86	Evan Bullock vs. Jax State (11/9/24)
RECEPTIONS	9	Tru Edwards at NMSU (10/15/24)
YARDS RECEIVING	148	Tru Edwards at NC State (9/14/24)
TD RECEPTIONS	2	Omiri Wiggins vs. MTSU (10/10/24)
	2	Tru Edwards at NMSU (10/15/24)
	2	Tru Edwards vs. Jax State (11/9/24)
LONG RECEPTION	86	Tru Edwards vs. Jax State (11/9/24)
FIELD GOALS	4	Buck Buchanan at WKU (11/16/24)
LONG FIELD GOAL	57	Buck Buchanan at NC State (9/14/24)
PUNTS	7	Patrick Rea vs. Nicholls (8/31/24)
	7	Patrick Rea vs. Tulsa (9/21/24)
	7	Patrick Rea vs. UTEP (10/22/24)
PUNTING AVG	56.5	Patrick Rea vs. MTSU (10/10/24)
LONG PUNT	70	Patrick Rea vs. Nicholls (8/31/24)
PUNTS INSIDE 20	3	Patrick Rea vs. Tulsa (9/21/24)
	3	Patrick Rea vs. UTEP (10/22/24)
LONG PUNT RETURN	49	Cedric Woods vs. Tulsa (9/21/24)
LONG KICKOFF RETURN	58	Demarcus Griffin-Taylor vs. UTEP (10/22/24)

## LA TECH TEAM GAME HIGHS

RUSHES	49	at WKU (11/16/24)
YARDS RUSHING	222	vs. MTSU (10/10/24)
YARDS PER RUSH	4.9	vs. MTSU (10/10/24)
TD RUSHES	2	vs. Tulsa (9/21/24)
PASS ATTEMPTS	41	at NMSU (10/15/24)
PASS COMPLETIONS	26	at FIU (9/28/24)
YARDS PASSING	329	vs. MTSU (10/10/24)
YARDS PER PASS	15.7	vs. MTSU (10/10/24)
TD PASSES	6	vs. MTSU (10/10/24)
TOTAL PLAYS	86	at NMSU (10/15/24)
TOTAL OFFENSE	551	vs. MTSU (10/10/24)
YARDS PER PLAY	7.5	vs. MTSU (10/10/24)
POINTS	48	vs. MTSU (10/10/24)
SACKS BY	6	vs. Nicholls (8/31/24)
FIRST DOWNS	27	vs. MTSU (10/10/24)
PENALTIES	9	at NMSU (10/15/24)
PENALTY YARDS	93	at NMSU (10/15/24)
TURNOVERS	5	vs. Nicholls (8/31/24)
INTERCEPTIONS BY	3	vs. Nicholls (8/31/24)
PUNTS	7	vs. Nicholls (8/31/24)
	7	vs. Tulsa (9/21/24)
PUNTING AVG	56.5	vs. MTSU (10/10/24)
LONG PUNT	70	vs. Nicholls (8/31/24)
PUNTS INSIDE 20	3	vs. Tulsa (9/21/24)
LONG PUNT RETURN	49	vs. Tulsa (9/21/24)

## OPPONENT INDIVIDUAL GAME HIGHS

RUSHES	34	Tre Stewart, Jax State (11/9/24)
YARDS RUSHING	166	Tre Stewart, Jax State (11/9/24)
TD RUSHES	2	Brandon Nunez, NMSU (10/15/24)
	2	Tre Stewart, Jax State (11/9/24)
LONG RUSH	40	Jay Ducker, SHSU (10/29/24)
PASS ATTEMPTS	39	Nicholas Vattiato, MTSU (10/10/24)
PASS COMPLETIONS	24	Kirk Francis, Tulsa (9/21/24)
YARDS PASSING	276	Nicholas Vattiato, MTSU (10/10/24)
TD PASSES	2	Nicholas Vattiato, MTSU (10/10/24)
LONG PASS	53	Parker Awad, NMSU (10/15/24)
RECEPTIONS	8	KC Concepcion, NC State (9/14/24)
	8	Kamdyn Benjamin, Tulsa (9/21/24)
	8	Omari Kelly, MTSU (10/10/24)
YARDS RECEIVING	130	Cam Vaughn, Jax State (11/9/24)
TD RECEPTIONS	2	Cam Vaughn, Jax State (11/9/24)
LONG RECEPTION	53	TJ Pride, NMSU (10/15/24)
FIELD GOALS	3	Kanoah Vinesett, NC State (9/14/24)
	3	Seth Morgan, Tulsa (9/21/24)
LONG FIELD GOALS	52	Kanoah Vinesett, NC State (9/14/24)
PUNTS	10	Angus Davies, Tulsa (9/21/24)
PUNTING AVG	45.2	Cole Maynard, WKU (11/16/24)
LONG PUNT	60	Kylan Dupre, Nicholls (8/31/24)
PUNTS INSIDE 20	4	Kylan Dupre Nicholls (8/31/24)
LONG PUNT RETURN	26	Kamdyn Benjamin, Tulsa (9/21/24)
LONG KICKOFF RETURN	22	Zach Hrbacek, SHSU (10/29/24)
TACKLES	14	Travion Barnes, FIU (9/28/24)
	14	Fred Perry, Jax State (11/9/24)
SACKS	4.0	Kale Edwards, NMSU (10/15/24)
TACKLES FOR LOSS	4.0	Kale Edwards, NMSU (10/15/24)

## OPPONENT TEAM GAME HIGHS

RUSHES	59	Jax State (11/9/24)
YARDS RUSHING	191	Jax State (11/9/24)
YARDS PER RUSH	4.2	NC State (9/14/24)
TD RUSHES	4	Jax State (11/9/24)
PASS ATTEMPTS	39	MTSU (10/10/24)
PASS COMPLETIONS	26	MTSU (10/10/24)
YARDS PASSING	276	MTSU (10/10/24)
YARDS PER PASS	14.3	Jax State (11/9/24)
TD PASSES	2	MTSU (10/10/24)
TOTAL PLAYS	90	Jax State (11/9/24)
TOTAL OFFENSE	391	Jax State (11/9/24)
YARDS PER PLAY	5.6	MTSU (10/10/24)
POINTS	44	Jax State (11/9/24)
SACKS BY	5	Tulsa (9/21/24)
	5	NMSU (10/15/24)
	5	SHSU (10/29/24)
FIRST DOWNS	28	Jax State (11/9/24)
PENALTIES	13	Tulsa (9/21/24)
PENALTY YARDS	110	Tulsa (9/21/24)
TURNOVERS	5	Nicholls (8/31/24)
PUNTS	9	Nicholls (8/31/24)
PUNTING AVG	45.2	WKU (11/16/24)
LONG PUNT	63	Nicholls (8/31/24)
PUNTS INSIDE 20	4	Nicholls (8/31/24)
LONG PUNT RETURN	26	Tulsa (9/21/24)



# MISCELLANEOUS STATISTICS

## GAMES WITH A RECEPTION

Player	2019	2020	2021	2022	2023	2024	Career
Nate Jones	-	-	-	7	5	-	12
Marquis Crosby	-	-	0	5	0	1	6
Kendrick Rucker	-	-	-	1	0	1	2
Tru Edwards	-	-	-	0	9	9	18
Jacob Fields	-	-	-	-	7	-	7
Marlion Jackson	-	-	-	-	5	4	9
John Locke	-	-	-	0	2	1	3
Eli Finley	-	-	-	-	1	9	10
Solo Lewis	-	-	-	0	2	8	10
Dedrick Latulas	-	-	-	-	2	1	3
Jay Wilkerson	-	-	-	-	-	6	6
Jimmy Holiday	-	-	-	-	-	8	8
Abdul-Fatai Ibrahim	-	-	-	-	-	4	4
Donerio Davenport	-	-	-	-	-	3	3
Fred Robertson	-	-	-	-	-	5	5
Omiri Wiggins	-	-	-	-	-	6	6
Dakota Williams	-	-	-	-	-	2	2
Amani Givens	-	-	-	-	-	3	3

## GAMES WITH 5+ RECEPTIONS

Player	2019	2020	2021	2022	2023	2024	Career
Tru Edwards	-	-	-	0	1	8	9
Nate Jones	-	-	-	-	1	-	1
Marlion Jackson	-	-	-	-	-	1	1
Jimmy Holiday	-	-	-	-	-	2	2
Eli Finley	-	-	-	-	0	1	1

## 100 YARD GAMES

Player	2020	2021	2022	2023	2024	Career
Tru Edwards	-	-	-	0	4	4

## 20+ YARD RECEPTION

Player	2019	2020	2021	2022	2023	2024	Career
Nate Jones	-	-	-	3	1	-	4
Tru Edwards	-	-	-	-	3	8	11
Marquis Crosby	-	-	0	1	0	-	1
Marlion Jackson	-	-	-	-	2	3	5
Solo Lewis	-	-	-	0	1	3	4
Jimmy Holiday	-	-	-	-	-	4	4
Jay Wilkerson	-	-	-	-	-	6	6
Fred Robertson	-	-	-	-	-	1	1
Elin Finley	-	-	-	-	0	4	4

## 40+ YARD RECEPTION

Player	2019	2020	2021	2022	2023	2024	Career
Solo Lewis	-	-	-	0	1	1	2
Jay Wilkerson	-	-	-	-	-	1	1
Tru Edwards	-	-	-	0	0	4	4
Elin Finley	-	-	-	-	0	1	1

## GAMES WITH A RECEIVING TOUCHDOWN

Player	2019	2020	2021	2022	2023	2024	Career
Tru Edwards	-	-	-	0	2	4	6
Nate Jones	-	-	-	1	0	-	1
John Locke	-	-	-	0	1	-	1
Solo Lewis	-	-	-	0	0	3	3
Marlion Jackson	-	-	-	0	0	1	1
Elin Finley	-	-	-	-	0	1	1
Omiri Wiggins	-	-	-	-	-	1	1
Jay Wilkerson	-	-	-	-	-	1	1

## GAMES WITH MULTIPLE RECEIVING TOUCHDOWNS

Player	2019	2020	2021	2022	2023	2024	Career
Omiri Wiggins	-	-	-	-	-	1	1
Tru Edwards	-	-	-	0	0	2	2

## GAMES WITH 300 YARDS PASSING

Player	2019	2020	2021	2022	2023	2024	Career
Tru Edwards	-	-	-	-	-	-	-

## GAMES WITH MULTIPLE PASSING TOUCHDOWNS

Player	2019	2020	2021	2022	2023	2024	Career
Evan Bullock	-	-	-	-	0	3	3

## 20+ YARD RUNS

Player	2019	2020	2021	2022	2023	2024	Career
Marquis Crosby	-	-	0	9	1	1	10
Omiri Wiggins	-	-	-	-	-	3	3
Jack Turner	-	-	-	1	0	-	1

Jacob Fields	-	-	-	-	1	-	1
Blake Baker	-	-	-	-	1	1	2
Jimmy Holiday	-	-	-	-	1	1	2

## 100 YARDS RUSHING

Player	2019	2020	2021	2022	2023	2024	Career
Marquis Crosby	-	-	0	4	0	-	4
Amani Givens	-	-	-	-	-	1	1

## GAMES WITH RUSHING TOUCHDOWN

Player	2019	2020	2021	2022	2023	2024	Career
Marquis Crosby	-	-	0	5	0	1	6
Jacob Fields	-	-	-	-	2	-	2
Dakota Williams	-	-	-	-	1	-	1
Jimmy Holiday	-	-	-	-	-	4	4
Donerio Davenport	-	-	-	-	-	1	1
Blake Baker	-	-	-	-	-	1	1
Omiri Wiggins	-	-	-	-	-	1	1
Evan Bullock	-	-	-	-	-	1	1
Amani Givens	-	-	-	-	-	1	1

## GAMES WITH MULTIPLE RUSHING TOUCHDOWNS

Player	2019	2020	2021	2022	2023	2024	Career
Marquis Crosby	-	-	0	3	0	-	3

## GAMES WITH 15+ CARRIES

Player	2019	2020	2021	2022	2023	2024	Career
Marquis Crosby	-	-	0	6	0	-	6
Omiri Wiggins	-	-	-	-	-	1	1
Amani Givens	-	-	-	-	-	1	1

## GAMES WITH DOUBLE DIGIT TACKLES

Player	2019	2020	2021	2022	2023	2024	Career
Roderick Roberson Jr.	-	-	-	-	1	-	1
Zach Zimos	-	-	-	-	1	1	2
Kolbe Fields	-	-	-	-	-	3	3
CJ Harris	-	-	-	-	-	1	1
Blake Thompson	-	-	-	-	-	1	1
Michael Richard	-	-	-	-	-	1	1
Jakari Foster	-	-	-	-	-	1	1

## GAMES WITH A SACK (Half Sacks Included)

Player	2019	2020	2021	2022	2023	2024	Career
Mykol Clark	0	2	2	0	1	1	8
J'Dan Burnett	-	-	-	1	2	3	6
Jessie Evans	-	-	-	-	2	3	5
Zach Zimos	-	-	-	-	1	1	2
Zion Nason	-	-	-	2	3	-	5
Kolbe Fields	-	-	-	-	-	1	1
Sifa Leota	-	-	-	-	-	2	2
David Blay	-	-	-	-	0	4	4
Jayden Gray	-	-	-	-	-	1	1
Mekhi Mason	-	-	-	-	-	1	1

## GAMES LEADING LA TECH IN TACKLES

Player	2019	2020	2021	2022	2023	2024	Career
Zach Zimos	-	-	-	-	2	1	3
Roderick Roberson Jr.	-	-	-	-	1	1	2
Kolbe Fields	-	-	-	-	-	4	4
CJ Harris	-	-	-	-	-	1	1
Michael Richard	-	-	-	-	0	1	1
Jakari Foster	-	-	-	-	-	1	1
Blake Thompson	-	-	-	-	-	1	1
Sifa Leota	-	-	-	-	-	1	1
Jacob Fields	-	-	-	-	0	1	1

## GAMES WITH AN INTERCEPTION

Player	2019	2020	2021	2022	2023	2024	Career
Cedric Woods	-	2	0	0	2	-	4
Jhamal Shelby Jr.	-	-	-	0	1	-	1
Kolbe Fields	-	-	-	-	-	1	1
Isaiah Mcelvan	-	-	-	-	-	1	1
Jakari Foster	-	-	-	-	-	1	1
Jacob Fields	-	-	-	-	-	1	1

## GAMES WITH A FUMBLE RECOVERY

Player	2019	2020	2021	2022	2023	2024	Career
J'Dan Burnett	-	-	0	2	0	-	2
Cedric Woods	-	0	1	0	0	-	1
Zion Nason	-	-	-	0	1	-	1
Jayden Gray	-	-	-	-	1	-	1
Demarcus Griffin-Taylor	-	-	-	-	-	2	2
Roderick Roberson, Jr.	-	-	-	-	-	2	2
Sifa Leota	-	-	-	-	-	1	1
Gabe Pugh	-	-	-	-	-	1	1
Mykol Clark	-	0	0	0	0	1	1
Isaiah Mcelvane	-	-	-	-	0	1	1
Jacob Fields	-	-	-	-	0	1	1





# 2024 CUMULATIVE STATISTICS

## Team Results

	Date	Opponent		Score	Att.
	08/31/2024	Nicholls	W	25-17	16570
	09/14/2024	at NC State	L	20-30	56919
	09/21/2024	Tulsa	Lot1	20-23	18152
*	09/28/2024	at FIU	L	10-17	12425
*	10/10/2024	Middle Tenn.	W	48-21	15072
*	10/15/2024	at New Mexico St.	Lot2	30-33	9671
*	10/22/2024	UTEP	W	14-10	15168
*	10/29/2024	at Sam Houston	L	3-9	9128
*	11/09/2024	Jacksonville St.	Lot1	37-44	16345
*	11/16/2024	at Western Ky.	W	12-7	13312

## Rushing

Player	gp	att	gain	loss	net	avg	td	lg	avg/g
Omiri Wiggins	10	83	374	23	351	4.2	1	34	35.1
Amani Givens	6	55	246	7	239	4.3	1	17	39.8
Jimmy Holiday	10	40	181	10	171	4.3	4	29	17.1
Marquis Crosby	8	42	176	10	166	4.0	1	31	20.8
Fred Robertson	8	31	132	11	121	3.9	0	20	15.1
Donerio Davenport	4	31	109	2	107	3.5	1	12	26.8
Dakota Williams	4	3	21	0	21	7.0	0	15	5.3
Jay Wilkerson	10	1	15	0	15	15.0	0	15	1.5
Marlion Jackson	9	5	13	0	13	2.6	0	5	1.4
Abdul-Fatai Ibrahim	10	2	12	0	12	6.0	0	7	1.2
Solo Lewis	10	3	13	2	11	3.7	0	8	1.1
Blake Baker	3	17	39	28	11	0.6	1	21	3.7
Jack Turner	6	13	25	19	6	0.5	0	10	1.0
Evan Bullock	9	46	73	163	-90	-2.0	1	14	-10.0
Team	10	13	0	32	-32	-2.5	0	0	-3.2
<b>Total</b>	<b>10</b>	<b>387</b>	<b>1429</b>	<b>307</b>	<b>1122</b>	<b>2.9</b>	<b>10</b>	<b>34</b>	<b>112.2</b>
<b>Opponents</b>	<b>10</b>	<b>357</b>	<b>1432</b>	<b>282</b>	<b>1150</b>	<b>3.2</b>	<b>14</b>	<b>40</b>	<b>115.0</b>

## Passing

Player	gp	effic	comp-att-int	pct	yds	td	lg	avg/g
Evan Bullock	9	149.1	135-200-2	67.5	1518	12	86	168.7
Jack Turner	6	109.6	40-75-2	53.3	471	2	71	78.5
Blake Baker	3	122.6	18-34-3	52.9	314	1	55	104.7
Jimmy Holiday	10	0.0	0-1-0	0.0	0	0	0	0.0
Marquis Crosby	8	589.6	1-1-0	100.0	19	1	19	2.4
Team	10	0.0	0-1-0	0.0	0	0	0	0.0
<b>Total</b>	<b>10</b>	<b>137.1</b>	<b>194-312-7</b>	<b>62.2</b>	<b>2322</b>	<b>16</b>	<b>86</b>	<b>232.2</b>
<b>Opponents</b>	<b>10</b>	<b>119.4</b>	<b>172-294-4</b>	<b>58.5</b>	<b>1873</b>	<b>9</b>	<b>53</b>	<b>187.3</b>

## Receiving

Player	gp	no.	yds	avg	td	lg	avg/g
Tru Edwards	10	59	760	12.9	6	86	76.0
Jimmy Holiday	10	26	310	11.9	1	32	31.0
Eli Finley	10	20	264	13.2	1	53	26.4
Omiri Wiggins	10	15	101	6.7	2	16	10.1
Marlion Jackson	9	14	222	15.9	1	39	24.7
Solo Lewis	10	13	195	15.0	3	48	19.5
Jay Wilkerson	10	12	255	21.3	2	55	25.5
Abdul-Fatai Ibrahim	10	7	49	7.0	0	16	4.9
Donerio Davenport	4	7	30	4.3	0	11	7.5
Fred Robertson	8	5	43	8.6	0	30	5.4
Hunter Tipton	6	5	23	4.6	0	13	3.8
Amani Givens	6	4	27	6.8	0	19	4.5
Dakota Williams	4	3	25	8.3	0	16	6.3
Marquis Crosby	8	1	1	1.0	0	1	0.1
Kendrick Rucker	2	1	11	11.0	0	11	5.5
John Locke	9	1	2	2.0	0	2	0.2
Dedrick Latulas	4	1	4	4.0	0	4	1.0
<b>Total</b>	<b>10</b>	<b>194</b>	<b>2322</b>	<b>12.0</b>	<b>16</b>	<b>86</b>	<b>232.2</b>
<b>Opponents</b>	<b>10</b>	<b>172</b>	<b>1873</b>	<b>10.9</b>	<b>9</b>	<b>53</b>	<b>187.3</b>

## Game Records

Record	Overall	Home	Away	Neutral
ALL GAMES	4-6	3-2	1-4	0-0
CONFERENCE	3-4	2-1	1-3	0-0
NON-CONFERENCE	1-2	1-1	0-1	0-0

## Team Statistics

	LATECH	OPP
<b>First Downs</b>	<b>177</b>	<b>171</b>
Rushing	72	66
Passing	96	83
Penalty	9	22
<b>Rushing Yardage</b>	<b>1122</b>	<b>1150</b>
Rushing attempts	387	357
Average per rush	2.9	3.2
Average per game	112.2	115.0
TDs Rushing	10	14
<b>Passing Yardage</b>	<b>2322</b>	<b>1873</b>
Comp-Att-Int	194-312-7	172-294-4
Average per pass	7.4	6.4
Average per catch	12.0	10.9
Average per game	232.2	187.3
TDs Passing	16	9
<b>Total offense</b>	<b>3444</b>	<b>3023</b>
Average per play	4.9	4.6
Average per game	344.4	302.3
<b>Kick returns: #-Yards</b>	<b>19-466</b>	<b>2-42</b>
<b>Punt returns: #-Yards</b>	<b>26-322</b>	<b>10-56</b>
<b>Int returns: #-Yards</b>	<b>4-34</b>	<b>7-146</b>
<b>Fumbles-Lost</b>	<b>19-12</b>	<b>16-9</b>
<b>Penalties-Yards</b>	<b>54-528</b>	<b>48-413</b>
<b>Punts-Avg</b>	<b>50-39.7</b>	<b>59-40.8</b>
<b>Time of possession / game</b>	<b>31:55</b>	<b>28:05</b>
<b>3rd-down conversion</b>	<b>65/156</b>	<b>50/139</b>
<b>4rd-down conversion</b>	<b>5/17</b>	<b>3/14</b>
<b>PAT-attempts</b>	<b>(23-25) 92%</b>	<b>(23-24) 96%</b>
<b>2-point conversion-attempts</b>	<b>(0-1) 0%</b>	<b>(0-0) 0%</b>

## Interceptions

Player	no.	yds	avg	td	lg
Isaiah McElvane	1	23	23.0	0	23
Kolbe Fields	1	0	0.0	0	0
Jacob Fields	1	11	11.0	0	11
Jakari Foster	1	0	0.0	0	0
<b>Total</b>	<b>4</b>	<b>34</b>	<b>8.5</b>	<b>0</b>	<b>23</b>
<b>Opponents</b>	<b>7</b>	<b>146</b>	<b>20.9</b>	<b>2</b>	<b>49</b>





## 2024-25 Louisiana Tech Football Combined Team Statistics All games

### Field Goals

Player	fg	pct.	01-19	20-29	30-39	40-49	50-99	Ig	blk
Buck Buchanan	12-17	70.6	0-0	5-7	4-5	2-3	1-2	57	2
<b>Opponents</b>	<b>12-16</b>	<b>75.0</b>	<b>0-1</b>	<b>1-1</b>	<b>6-7</b>	<b>4-6</b>	<b>1-1</b>	<b>52</b>	<b>0</b>

### Scoring

Player	td	fg	PAT						dxp	saf	pts
			kick	rush	rcv	pass					
Buck Buchanan	-	12-17	23-25	-	-	-	-	-	-	59	
Tru Edwards	6	-	-	-	-	-	-	-	-	36	
Jimmy Holiday	5	-	-	-	-	-	-	-	-	30	
Solo Lewis	3	-	-	-	-	-	-	-	-	18	
Omiri Wiggins	3	-	-	-	-	-	-	-	-	18	
Jay Wilkerson	2	-	-	-	-	-	-	-	-	12	
Marquis Crosby	1	-	-	-	-	-	-	-	-	6	
Marlion Jackson	1	-	-	-	-	-	-	-	-	6	
Blake Baker	1	-	-	-	-	-	-	-	-	6	
Evan Bullock	1	-	-	-	-	-	-	-	-	6	
Eli Finley	1	-	-	-	-	-	-	-	-	6	
Donerio Davenport	1	-	-	-	-	-	-	-	-	6	
Amani Givens	1	-	-	-	-	-	-	-	-	6	
<b>Total</b>	<b>26</b>	<b>12-17</b>	<b>23-25</b>	<b>0</b>	<b>0</b>	<b>0</b>	<b>0</b>	<b>2</b>	<b>219</b>		
<b>Opponents</b>	<b>25</b>	<b>12-16</b>	<b>23-24</b>	<b>0</b>	<b>0</b>	<b>0</b>	<b>0</b>	<b>1</b>	<b>211</b>		

### Score by Periods

Team	1st	2nd	3rd	4th	OT	TOT
Louisiana Tech	42	85	36	50	6	219
Opponents	54	47	52	39	19	211

### Punting

Player	no.	yds	avg	Ig	tb	fc	i20	50+	blk
Patrick Rea	50	1986	39.7	70	6	15	17	5	0
<b>Total</b>	<b>50</b>	<b>1986</b>	<b>39.7</b>	<b>70</b>	<b>6</b>	<b>15</b>	<b>17</b>	<b>5</b>	<b>0</b>
<b>Opponents</b>	<b>59</b>	<b>2406</b>	<b>40.8</b>	<b>63</b>	<b>1</b>	<b>21</b>	<b>13</b>	<b>7</b>	<b>1</b>

### Punt Returns

Player	no.	yds	avg	td	Ig
Solo Lewis	9	125	13.9	0	30
Tru Edwards	8	112	14.0	0	34
Dedrick Latulas	7	36	5.1	0	14
Cedric Woods	1	49	49.0	0	49
Colton Deckard	1	0	0.0	0	0
<b>Total</b>	<b>26</b>	<b>322</b>	<b>12.4</b>	<b>0</b>	<b>49</b>
<b>Opponents</b>	<b>10</b>	<b>56</b>	<b>5.6</b>	<b>0</b>	<b>26</b>

### Kick Returns

Player	no.	yds	avg	td	Ig
Demarcus Griffin-Taylor	17	437	25.7	0	58
Dedrick Latulas	1	18	18.0	0	18
Omiri Wiggins	1	11	11.0	0	11
<b>Total</b>	<b>19</b>	<b>466</b>	<b>24.5</b>	<b>0</b>	<b>58</b>
<b>Opponents</b>	<b>2</b>	<b>42</b>	<b>21.0</b>	<b>0</b>	<b>22</b>

### All Purpose

Player	g	rush	rcv	pr	kr	ir	total	avg/g
Tru Edwards	10	0	760	112	0	0	872	87.2
Jimmy Holiday	10	171	310	0	0	0	481	48.1
Omiri Wiggins	10	351	101	0	11	0	463	46.3
Demarcus Griffin-Taylor	10	0	0	0	437	0	437	43.7
Solo Lewis	10	11	195	125	0	0	331	33.1
Jay Wilkerson	10	15	255	0	0	0	270	27.0
Amani Givens	6	239	27	0	0	0	266	44.3
Eli Finley	10	0	264	0	0	0	264	26.4
Marlion Jackson	9	13	222	0	0	0	235	26.1
Marquis Crosby	8	166	1	0	0	0	167	20.9
Fred Robertson	8	121	43	0	0	0	164	20.5
Donerio Davenport	4	107	30	0	0	0	137	34.3
Abdul-Fatai Ibrahim	10	12	49	0	0	0	61	6.1
Dedrick Latulas	4	0	4	36	18	0	58	14.5
Cedric Woods	9	0	0	49	0	0	49	5.4
Dakota Williams	4	21	25	0	0	0	46	11.5
Isaiah McElvane	10	0	0	0	0	23	23	2.3
Hunter Tipton	6	0	23	0	0	0	23	3.8
Kendrick Rucker	2	0	11	0	0	0	11	5.5
Blake Baker	3	11	0	0	0	0	11	3.7
Jacob Fields	10	0	0	0	0	11	11	1.1
Jack Turner	6	6	0	0	0	0	6	1.0
John Locke	9	0	2	0	0	0	2	0.2
Evan Bullock	9	-90	0	0	0	0	-90	-10.0
<b>Total</b>	<b>10</b>	<b>1122</b>	<b>2322</b>	<b>322</b>	<b>466</b>	<b>34</b>	<b>4266</b>	<b>426.6</b>
<b>Opponents</b>	<b>10</b>	<b>1150</b>	<b>1873</b>	<b>56</b>	<b>42</b>	<b>146</b>	<b>3267</b>	<b>326.7</b>

### Total Offense

Player	g	plays	rush	pass	total	avg/g
Evan Bullock	9	246	-90	1518	1428	158.7
Jack Turner	6	88	6	471	477	79.5
Omiri Wiggins	10	83	351	0	351	35.1
Blake Baker	3	51	11	314	325	108.3
Amani Givens	6	55	239	0	239	39.8
Marquis Crosby	8	43	166	19	185	23.1
Jimmy Holiday	10	41	171	0	171	17.1
Fred Robertson	8	31	121	0	121	15.1
Donerio Davenport	4	31	107	0	107	26.8
Dakota Williams	4	3	21	0	21	5.3
Jay Wilkerson	10	1	15	0	15	1.5
Marlion Jackson	9	5	13	0	13	1.4
Abdul-Fatai Ibrahim	10	2	12	0	12	1.2
Solo Lewis	10	3	11	0	11	1.1
<b>Total</b>	<b>10</b>	<b>699</b>	<b>1122</b>	<b>2322</b>	<b>3444</b>	<b>344.4</b>
<b>Opponents</b>	<b>10</b>	<b>651</b>	<b>1150</b>	<b>1873</b>	<b>3023</b>	<b>302.3</b>





2024-25 Louisiana Tech Football  
 Combined Team Statistics  
 All games

Team Defense

##	Player	gp	Tackles				Sacks	Pass defense			Fumbles		blkd	
			ua	a	tot	tfl/yds		no-yds	int-yds	brup	qbh	fr-yds	ff	kick
10	Kolbe Fields	10	37	30	67	8.5-47	1.5-9	1-0	1	2	.	2	.	.
21	Zach Zimos	10	19	34	53	3-7	0.5-3	.	1	2	.	.	.	.
0	Blake Thompson	9	26	24	50	2.5-10	.	.	1	.	.	2	.	.
8	Demarcus Griffin-Taylor	10	27	19	46	1.5-2	.	.	5	.	2-0	.	.	.
3	Isaiah McElvane	10	18	19	37	0.5-0	.	1-23	1	.	1-0	2	.	.
23	Jacob Fields	10	25	12	37	4.5-9	.	1-11	3	.	1-0	.	.	.
90	David Blay	10	12	23	35	7.5-25	4-21	.	.	2	.	.	.	.
2	Jessie Evans	10	14	20	34	4.5-14	3-13	.	.	3	.	.	.	.
37	CJ Harris	8	16	15	31	6-15	.	.	1	.	.	.	.	.
5	Michael Richard	7	12	16	28	1-2	.	.	1	.	.	.	.	.
9	Mekhi Mason	10	12	15	27	4-12	1-5	.	1	1	.	.	.	.
42	Sifa Leota	10	11	15	26	4.5-22	2.5-19	.	1	1	1-0	1	.	.
11	Cedric Woods	9	12	11	23	.	.	.	4	.	.	.	.	.
19	Roderick Roberson, Jr.	7	14	4	18	.	.	.	1	.	2-7	.	.	.
20	J'Dan Burnett	10	10	8	18	3-25	2.5-23	.	1	2	.	.	.	.
88	Mykol Clark	10	6	11	17	3-6	1-1	.	2	2	1-0	.	.	.
34	Jakari Foster	10	9	8	17	.	.	1-0	1	.	.	.	.	.
7	Jayden Gray	10	7	5	12	3-24	2-22	.	.	1	.	.	.	.
48	Kells Bush	10	3	8	11	.	.	.	.	.	.	.	.	.
6	BJ Blake	9	4	5	9	.	.	.	.	.	.	.	.	.
31	Pig Cage	7	5	3	8	.	.	.	.	.	.	.	.	.
4	Jhamal Shelby Jr.	6	3	3	6	.	.	.	2	.	.	.	.	.
18	Ezekiel Durham-Campbell	5	2	4	6	1-2	.	.	1	.	.	.	.	.
97	Christian Davis	10	.	3	3	.	.	.	.	.	.	.	.	.
25	Colton Deckard	10	1	1	2	.	.	.	.	.	.	.	1	.
4	Donerio Davenport	4	2	.	2	.	.	.	.	.	.	.	.	.
50	Gabe Pugh	10	1	.	1	.	.	.	.	.	1-0	.	.	.
67	Brett Canis	9	.	1	1	.	.	.	.	.	.	.	.	.
26	Joshua Cobbs	7	.	1	1	.	.	.	1	.	.	.	.	.
5	Blake Baker	3	1	.	1	.	.	.	.	.	.	.	.	.
84	Eli Finley	10	1	.	1	.	.	.	.	.	.	.	.	.
40	Obinna Okeke	6	.	1	1	.	.	.	.	.	.	.	.	.
25	Amani Givens	6	1	.	1	.	.	.	.	.	.	.	.	.
88	Tamarcus Gray Jr.	2	.	1	1	.	.	.	.	.	.	.	.	.
15	Buck Buchanan	10	.	.	.	.	.	.	.	.	.	.	.	.
<b>Totals</b>		<b>10</b>	<b>311</b>	<b>320</b>	<b>631</b>	<b>58-222</b>	<b>18-116</b>	<b>4-34</b>	<b>29</b>	<b>16</b>	<b>9-7</b>	<b>7</b>	<b>1</b>	<b>2</b>
Opponents		10	347	400	747	69-279	33-192	7-146	25	13	12-102	12	3	1



## 2024 GAME-BY-GAME STATISTICS

Date	Opponent	Rushing				Receiving				Passing				Kick Returns				Punt Returns				tot off		
		no.	yds	td	lg	no.	yds	td	lg	cmp	att	int	yds	td	lg	no.	yds	td	lg	no.	yds		td	lg
08/31/2024	Nicholls	41	109	1	21	16	277	2	55	16	32	3	277	2	55	3	52	0	18	4	46	0	34	386
09/14/2024	at NC State	19	33	1	12	19	281	1	71	19	36	1	281	1	71	0	0	0	0	1	6	0	6	314
09/21/2024	Tulsa	41	87	2	19	17	197	1	53	17	30	1	197	1	53	5	108	0	35	3	100	0	49	284
09/28/2024	at FIU	29	79	1	12	26	218	0	29	26	37	0	218	0	29	2	61	0	37	4	33	0	14	297
10/10/2024	Middle Tenn.	45	222	1	31	21	329	6	75	21	28	0	329	6	75	2	64	0	49	3	26	0	23	551
10/15/2024	at New Mexico St.	45	127	1	22	21	233	2	32	21	41	0	233	2	32	1	15	0	15	1	14	0	14	360
10/22/2024	UTEP	30	7	1	8	22	248	1	48	22	31	0	248	1	48	1	58	0	58	2	5	0	5	255
10/29/2024	at Sam Houston	40	105	0	19	24	207	0	19	24	40	1	207	0	19	0	0	0	0	3	31	0	23	312
11/09/2024	Jacksonville St.	48	144	2	25	16	266	3	86	16	22	1	266	3	86	3	69	0	24	1	-1	0	0	410
11/16/2024	at Western Ky.	49	209	0	34	12	66	0	22	12	15	0	66	0	22	2	39	0	20	4	62	0	33	275
<b>Louisiana Tech</b>		<b>387</b>	<b>1122</b>	<b>10</b>	<b>34</b>	<b>194</b>	<b>2322</b>	<b>16</b>	<b>86</b>	<b>194</b>	<b>312</b>	<b>7</b>	<b>2322</b>	<b>16</b>	<b>86</b>	<b>19</b>	<b>466</b>	<b>0</b>	<b>58</b>	<b>26</b>	<b>322</b>	<b>0</b>	<b>49</b>	<b>3444</b>
<b>Opponents</b>		<b>357</b>	<b>1150</b>	<b>14</b>	<b>40</b>	<b>172</b>	<b>1873</b>	<b>9</b>	<b>53</b>	<b>172</b>	<b>294</b>	<b>4</b>	<b>1873</b>	<b>9</b>	<b>53</b>	<b>2</b>	<b>42</b>	<b>0</b>	<b>22</b>	<b>10</b>	<b>56</b>	<b>0</b>	<b>26</b>	<b>3023</b>

## 2024 DEFENSIVE GAME-BY-GAME SUMMARIES

Date	Opponent	Tackles				Sacks no-yds	Fumble		Pass Defense			blkd kick	PAT attempts			off		
		ua	a	total	tfl-yds		ff	fr-yds	int-yds	qbh	brup		kick	rush	rcv	saf	t/o	pts
08/31/2024	Nicholls	25	40	65	9.0-42	6-32	1	1-0	0-0	1	2	0	2-3	0	0	1	0	25
09/14/2024	at NC State	30	40	70	6.0-12	0-0	0	0-0	1-0	6	1	0	2-2	0	0	0	3	20
09/21/2024	Tulsa	24	48	72	8.0-27	1-11	0	0-0	0-0	0	1	0	2-2	0	0	0	20	
09/28/2024	at FIU	35	20	55	8.0-31	3-18	2	1-0	0-0	4	2	0	1-1	0	0	0	10	
10/10/2024	Middle Tenn.	23	34	57	3.0-24	2-22	1	1-7	1-23	0	5	0	6-7	0	0	0	14	48
10/15/2024	at New Mexico St.	32	30	62	2.0-5	0-0	0	2-0	0-0	1	3	0	3-3	0	0	0	30	
10/22/2024	UTEP	33	44	77	7.0-16	1-4	0	0-0	0-0	3	3	1	2-2	0	0	0	14	
10/29/2024	at Sam Houston	44	2	46	4.0-15	1-8	1	1-0	1-0	0	4	0	0-0	0	0	0	3	
11/09/2024	Jacksonville St.	36	54	90	4.0-26	1-5	2	2-0	1-11	1	6	0	5-5	0	0	1	7	37
11/16/2024	at Western Ky.	29	8	37	7.0-24	3-16	0	1-0	0-0	0	2	0	0-0	0	0	0	12	
<b>Louisiana Tech</b>		<b>311</b>	<b>320</b>	<b>631</b>	<b>58.0-222</b>	<b>18-116</b>	<b>7</b>	<b>9-7</b>	<b>4-34</b>	<b>16</b>	<b>29</b>	<b>1</b>	<b>23-25</b>	<b>0</b>	<b>0</b>	<b>2</b>	<b>27</b>	<b>219</b>
<b>Opponents</b>		<b>347</b>	<b>400</b>	<b>747</b>	<b>69.0-279</b>	<b>33-192</b>	<b>12</b>	<b>12-102</b>	<b>7-146</b>	<b>13</b>	<b>25</b>	<b>3</b>	<b>23-24</b>	<b>0</b>	<b>0</b>	<b>1</b>	<b>20</b>	<b>211</b>





**RUSTON** - For a second straight season, Louisiana Tech was able to prevail in its season opener at Joe Aillet Stadium as the Bulldogs outlasted Nicholls by a final score of 25-17 on a rain-soaked Saturday night.

LA Tech (1-0) was able to overcome a first-half injury to starting quarterback Jack Turner as well as five turnovers committed. Helping do so was a stout defense under the guidance of new defensive coordinator Jeremiah Johnson, holding Nicholls (0-1) to just 200 total yards of offense.

It was a combination of the defense and special teams that provided the first points of the 2024 season. After Patrick Rea's perfect 70-yard punt was downed at the 1-yard line, the Bulldogs immediately stuffed the Colonels for a safety.

However, the 2-point lead was short-lived as Nicholls' defense provided some points of its own with a 25-yard pick six as Turner was attempting a screen pass. Turner bounced back though, completing three straight passes including a 28-yard touchdown to Solo Lewis in the back corner of the end zone to put the 'Dogs back up.

Turner would exit the game with 3:53 remaining in the first quarter due to injury, resulting in Blake Baker's first career appearance as a Bulldog. Soon thereafter came the rain. A lot of it.

On the rain-soaked field, Baker would complete a 14-yard touchdown pass to an open Marlion Jackson which gave LA Tech a 15-7 lead with 8:27 remaining in the second quarter (missed extra point). The Colonels tacked on a 38-yard field goal just before halftime to get to within five at the midway point.

The Bulldogs would force six straight punts (including five 3-and-outs) to start the second half. Meanwhile, the LA Tech offense eventually extended its lead thanks to a 24-yard field goal by Buck Buchanan and a 6-yard rushing touchdown by Jimmy Holiday, making it 25-10 midway through the fourth quarter.

The Colonels offense scored their first touchdown of the game, a 27-yard pass with 2:17 left in the contest. They would get the ball back just 24 seconds later with a chance to tie the game, but three incompletions and a combo sack by J'Dan Burnett and Zach Zimos (the sixth total for the 'Dogs) capped off a season-opening victory.

LA Tech registered 386 yards of offense with Baker completing 12-of-24 passes for 207 yards. Three different Bulldog wide receivers caught three balls with Jackson registering a game-high 76 receiving yards. Marquis Crosby, making his return after an injury-plagued 2023 season, led the 'Dogs on the ground with nine rushing attempts for 44 yards.

**GAME NOTES**

- With the 25-17 win, LA Tech is now 13-1 all-time in season openers at Joe Aillet Stadium, having won 11 straight dating back to 1978.

The Bulldogs are a perfect 6-0 at home when playing in the month of August.

- LA Tech is now 5-0 all-time versus Nicholls.

- The Bulldogs have now won eight straight games against in-state opponents.

- The 200 yards allowed by the defense were the fewest since the 2023 season opener against FIU.

- The Bulldogs recorded six sacks, the most since the 2018 Hawaii Bowl against Hawaii.

- Marlion Jackson and Solo Lewis each tallied their first career receiving touchdown.

- Kolbe Fields had a game-high 11 tackles including 2.5 TFLs (1.5 sacks).

Team Statistics	Nicholls	LA Tech
First Downs	13	16
Net Yards Rushing	62	109
Net Yards Passing	138	277
Comp. - Att. - Int.	10-26-0	16-32-3
Avg. / Att.	5.3	8.7
Avg. / Comp.	13.8	17.3
TDs	1	2
TOTAL OFFENSE YARDS	200	386
Plays	63	73
Avg. / Play	3.2	5.3
Fumbles - Lost	1-1	3-2
Penalties - Yards	6-68	7-45
PUNTS-YARDS	9-392	7-304
Avg. / Punt	43.6	43.4
Inside 20	4	2
50+ Yards	2	2
Touchbacks	0	1
Fair Catch	3	1
KICKOFFS-YARDS	4-246	5-325
Avg. Yards / Kickoff	61.5	65.0
Touchbacks	1	5
RETURNS		
Punt: Total - Yards - TDs	1-2-0	4-46-0
Punt: Avg. / Return	2.0	11.5
Kickoff: Total - Yards - TDs	0-0-0	3-52-0
INT: Total - Yards - TDs	3-79-1	0-0-0
Possession Time	28:18	31:42
Sacks: Total - Yards	3-12	6-32
PAT: Total - Made	2-2	2-3
Field Goals: Total - Made	1-3	1-1

Scoring Summary

- 1st 12:55 LAT - 0 yd safety
- 1st 11:22NIC - Lovelace,Rasheed 25 yd interception (Vallee,Ray kick)
- 1st 10:14LAT - Lewis,Solomon 28 yd pass from Turner,Jack (Buchanan,Buck kick)
- 2nd 08:27LAT - Jackson,Marlion 14 yd pass from Baker,Blake
- 2nd 00:56NIC - Showalter,Gabe 38 yd field goal
- 4th 12:41LAT - Buchanan,Buck 24 yd field goal
- 4th 07:12LAT - Holiday,Jimmy 6 yd run (Buchanan,Buck kick)
- 4th 02:17NIC - Brown,Quincy 27 yd pass from McQuaide,Pat (Vallee,Ray kick)

Score by Quarters	1st	2nd	3rd	4th	Total
Nicholls	7	3	0	7	17
LA Tech	9	6	0	10	25





**RALEIGH, N.C.** - Louisiana Tech was unable to pull upset on Saturday as the Bulldogs fell to the NC State Wolfpack, 30-20, at Carter-Finley Stadium.

LA Tech (1-1) was primed to do so thanks to an offensive burst late in the second quarter that gave the road 'Dogs a 17-6 halftime lead. However, NC State (2-1) outscored LA Tech, 24-3, in the second half to avoid its second straight loss.

Defense dominated the first quarter for both teams, a stanza that only saw a field goal scored by the Wolfpack to take the early lead. That was still the only points on the scoreboard until Tru Edwards' incredible catch on the left sideline produced a 41-yard gain to set up the Bulldogs in the red zone. On the very next play, Donerio Davenport punched it in from five yards out for the touchdown, giving LA Tech a 7-3 advantage with 2:41 to go before halftime.

After forcing a 3-and-out, Jack Turner and Edwards connected again on the very first play of the next offensive drive. This time it resulted in a 71-yard touchdown, a reception that had glimpses of his father, Troy Edwards, as he hurdled, juked, and ran away from the Wolfpack defense.

LA Tech was not done scoring though.

Kolbe Fields came up with an interception, picking off CJ Bailey who was inserted into the game after NC State's starting quarterback Grayson McCall left the contest due to injury. That interception set up history as Buck Buchanan drilled a 57-yard field goal to tie the program history. It gave LA Tech a 17-6 lead and all the momentum going into halftime.

The Bulldogs got the ball to start the third quarter and were looking to expand their lead. But their momentum was quickly halted when Turner was hit while attempting a pass. The ball floated in the air and found the hands of an NC State defender who returned it 33 yards for a pick six.

After another 3-and-out, the Wolfpack would convert three third downs that led to a 13-play, 76-yard drive to retake the lead. LA Tech found some offensive rhythm after that thanks to a pair of 30-yard receptions by Jay Wilkerson that set up the Bulldogs on the 3-yard line.

A 2-yard rush by Omiri Wiggins had the 'Dogs within one yard of taking back the lead, but Wiggins was stuffed for a loss and then Turner's fade pass to Abdul-Fatai Ibrahim fell incomplete. Buchanan's 20-yard chip shot tied things up at 20-20 with just 36 seconds remaining in the third quarter.

The Wolfpack answered with a 52-yard field goal and a 1-yard QB rushing touchdown to pull ahead by two possessions in the fourth. The Bulldogs tried to get back to within striking distance, but a 4th-down play in NC State territory went incomplete and resulted in a turnover on downs.

Turner finished the game 19-of-36 for 281 passing yards. Over half of that went to Edwards who had a career-high 148 receiving yards on just four receptions. Wilkerson matched his reception total with four that went for 85 yards.

**GAME NOTES**

- Tru Edwards registered a career-high 148 receiving yards (it was also his first career 100-yard receiving game).
- Jack Turner recorded 281 passing yards, the second most of his career as a Bulldog. His 71-yard reception to Tru Edwards was his second career pass of 70+ yards.
- Jay Wilkerson registered three receptions for a second straight game.
- Buck Buchanan tied the program record for longest made field goal with a 57-yarder (tied Matt Stover's kick in 1987 against Texas A&M). It also tied for the fourth longest made field goal in CUSA history (longest since 2012).
- CJ Harris tallied a team-high 10 tackles including three TFLs. This marked the second straight game the Bulldogs have had a defense record three tackles-for-loss.

Team Statistics	LA Tech	NC State
First Downs	12	20
Net Yards Rushing	43	151
Net Yards Passing	281	210
Comp. - Att. - Int.	19-36-1	22-33-1
Avg. / Att.	7.8	6.4
Avg. / Comp.	14.8	9.5
TDs	1	0
TOTAL OFFENSE YARDS	324	361
Plays	55	69
Avg. / Play	5.9	5.2
Fumbles - Lost	2-1	0-0
Penalties - Yards	2-20	4-40
PUNTS-YARDS	4-172	3-130
Avg. / Punt	43.0	43.3
Inside 20	0	0
50+ Yards	0	2
Touchbacks	1	0
Fair Catch	2	0
KICKOFFS-YARDS	5-325	7-455
Avg. Yards / Kickoff	65.0	65.0
Touchbacks	15	7
RETURNS		
Punt: Total - Yards - TDs	1-6-0	0-0-0
Punt: Avg. / Return	6.0	0
Kickoff: Total - Yards - TDs	0-0-0	0-0-0
INT: Total - Yards - TDs	1-0-0	1-33-1
Possession Time	23:24	36:36
Sacks: Total - Yards	0-0	1-5
PAT: Total - Made	2-2	3-3
Field Goals: Total - Made	2-2	3-3

**Scoring Summary**

- 1st 5:04 NCS - Vinesett,Kanoah 39 yd field goal
- 1st 5:29 NCS - Vinesett,Kanoah 35 yd field goal
- 2nd 2:41 LTU - Davenport,Donerio 5 yd run (Buchanan,Buck kick)
- 2nd 1:19 LTU - Edwards,Tru 71 yd pass from Turner,Jack (Buchanan,Buck kick)
- 2nd 00:13 LTU - Buchanan,Buck 57 yd field goal
- 3rd 14:03 NCS - Kaufman,DK 33 yd interception (Vinesett,Kanoah kick)
- 3rd 4:23 NCS - Raphael,Kendrick 3 yd run (Vinesett,Kanoah kick)
- 3rd 00:36 LTU - Buchanan,Buck 20 yd field goal
- 4th 12:32 NCS - Vinesett,Kanoah 52 yd field goal
- 4th 7:21 NCS - Bailey,CJ 1 yd run (Vinesett,Kanoah kick)

Score by Quarters	1st	2nd	3rd	4th	Total
LA Tech	0	17	3	0	20
NC State	3	3	14	10	30

Stadium: Carter-Finley Stadium  
 Kickoff Time: 11:03  
 End of Game: 2:22  
 Attendance: 56,919







**RUSTON** - Louisiana Tech overcame a double-digit deficit in the fourth quarter, but the Bulldogs ended up falling to Tulsa in overtime by a final score of 23-20 on Saturday night inside Joe Aillet Stadium.

LA Tech (1-2) used three different quarterbacks throughout the game. And it was a pair of redshirt freshmen – Blake Baker and Evan Bullock – each led touchdown drives in the fourth quarter.

The QB changes was to try to find a spark offensively. Down 17-7 heading into the final stanza, the offense had only 155 total yards and was just 1-of-9 on third down.

The first spark was provided by Baker who after getting sacked for a loss of eight yards on the first play of the fourth, connected on three straight passes – 14 yards to Eli Finley, 53 more yards to Finley, and 19 yards to Solo Lewis.

The trio of completions put LA Tech on the 1-yard line. It took three quarterback sneaks, but the third one crossed the goal line to make it a 17-13 deficit (extra-point attempt was unsuccessful).

The Bulldog defense than forced a 3-and-out by Tulsa (2-2) for the seventh time tonight. On the ensuing drive, Baker got injured after trying to scramble to pick up extra yards.

Insert Bullock who would get the ball with 4:55 left to go. After a 30-yard punt return by Lewis gave the 'Dogs good field position at the Tulsa 48-yard line, Bullock would ultimately find Finley open over the middle for a 24-yard touchdown to put LA Tech up, 20-17.

The Golden Hurricane would convert three first downs to get in field goal range for Seth Morgan who drilled a 45-yarder to tie things up at 20-20 and force overtime.

Tulsa won the coin toss and elected to start on defense in OT. On LA Tech's second play, Bullock was sacked from his blind side and fumbled which was recovered by the Golden Hurricane and nearly returned for a touchdown. Four plays later, Morgan gave the visitors the win with a 34-yard made field goal.

The game was dominated by both defenses. Tulsa struck first on a 5-play, 40-yard drive midway through the first quarter. It took a fortunate bounce on a punt return for LA Tech to score its first points as Cedric Woods corralled the ball after it hit a Bulldog. He then raced 49 yards up the right sideline to give the home team the ball at the Tulsa 25-yard line. Jimmy Holiday found the end zone on a 1-yard rush on fourth down to tie things up at 7-7.

The only other points of the first half came off the foot of Tulsa's Morgan who hit a 32-yarder to give the Golden Hurricane a 10-7 edge at halftime.

Jack Turner, Baker, and Bullock combined to go 17-of-30 for 197 yards. Finley secured three catches for a career-high 91 receiving yards. Defensively, Zach Zimos and Blake Thompson combined for 25 tackles and three tackles-for-loss (team had nine total).

**GAME NOTES**

- LA Tech fell to 4-11 all-time in overtime games. It was the Bulldogs first OT game since Oct. 28, 2022.

- Eli Finley matched his season high with three receptions for a career-high 91 yards. He also recorded his first career touchdown reception.

- Omiri Wiggins accounted for 53 all-purpose yards (came into the game with 19 yards total through the first two games). After just one rushing attempt through the first two games, Fred Robertson had seven carries for 39 rushing yards.

-Jimmy Holiday registered his second rushing touchdown of the season.

- Zach Zimos tallied a game-high 13 tackles (one shy of tying his career high).

- Blake Thompson posted a career-high 12 tackles.

Team Statistics	Tulsa	LA Tech
First Downs	14	17
Net Yards Rushing	105	87
Net Yards Passing	228	197
Comp. - Att. - Int.	24-36-0	17-30-1
Avg. / Att.	6.3	6.6
Avg. / Comp.	9.5	11.6
TDs	1	1
<b>TOTAL OFFENSE YARDS</b>	<b>333</b>	<b>284</b>
Plays	66	71
Avg. / Play	5.0	4.0
Fumbles - Lost	1-0	2-2
Penalties - Yards	13-110	3-25
<b>PUNTS-YARDS</b>	<b>10-393</b>	<b>7-236</b>
Avg. / Punt	39.3	33.7
Inside 20	4	3
50+ Yards	0	0
Touchbacks	0	0
Fair Catch	6	2
<b>KICKOFFS-YARDS</b>	<b>5-301</b>	<b>4-260</b>
Avg. Yards / Kickoff	60.2	65.0
Touchbacks	0	4
<b>RETURNS</b>		
Punt: Total - Yards - TDs	2-30-0	3-100-0
Punt: Avg. / Return	15.0	33.3
Kickoff: Total - Yards - TDs	0-0-0	5-108-0
INT: Total - Yards - TDs	1-10-0	0-0-0
Possession Time	30:00	30:00
Sacks: Total - Yards	5-35	1-11
PAT: Total - Made	2-2	2-2
Field Goals: Total - Made	3-3	0-0

Scoring Summary

- 1st 4:05 TLS - Watkins,Anthony 30 yd run (Morgan,Seth kick)
- 2nd 11:50 LAT - Holiday,Jimmy 1 yd run (Buchanan,Buck kick)
- 2nd 4:50 TLS - Morgan,Seth 32 yd field goal
- 3rd 00:03 TLS - Smith,Corey 38 yd pass from Francis,Kirk (Morgan,Seth kick)
- 4th 12:08 LAT - Baker,Blake 1 yd run
- 4th 3:14 LAT - Finley,Eli 24 yd pass from Bullock,Evan (Buchanan,Buck kick)
- 4th 00:32 TLS - Morgan,Seth 45 yd field goal
- OT 00:00 TLS - Morgan,Seth 34 yd field goal

Score by Quarters	1st	2nd	3rd	4th	OT	Total
Tulsa	7	3	7	3	3	23
LA Tech	0	7	0	13	0	20

Stadium: Carter-Finley Stadium  
 Kickoff Time: 6:02  
 End of Game: 9:28  
 Attendance: 18,152





**MIAMI** - Timely penalties proved too costly for Louisiana Tech as the Bulldogs dropped the Conference USA opener to FIU, 17-10, on Saturday night at Pitbull Stadium.

LA Tech (1-3, 0-1 CUSA) came into the game with just 12 total penalties through the first three things. However, the Bulldogs committed eight against FIU (2-3, 1-0 CUSA) with the majority coming at inopportune times.

An unsportsmanlike penalty on the 'Dogs allowed the Panthers to keep a drive alive in the first quarter, one in which they capitalized on with a touchdown to open up the scoring with 2:26 to go in the first stanza.

LA Tech thought it had the game tied up early in the second quarter when Blake Thompson intercepted a pass and took it to the house for a pick-six, but the play was called back due to a roughing the passer.

Another first-half back breaker was when the Bulldogs put together their best drive of the game, one that ate up over eight minutes. LA Tech drove the ball all the way down to the 1-yard line, but they were stopped on four straight plays resulting in a turnover on downs.

FIU would double its lead early in the third quarter. It was another situation where a key penalty hurt LA Tech as Jessie Evans registered a sack to get the Panthers in a 2nd-and-long situation, but another unsportsmanlike penalty ended up leading to a touchdown by the home team.

The Bulldog offense finally broke through on the ensuing drive. Evan Bullock, making his first career start at quarterback for LA Tech, hit Marlion Jackson for a 29-yard reception to get the ball in the red zone. Following a 2-yard completion to Jimmy Holiday, the wide receiver took an end-around hand off and got into the end zone for the touchdown to slice the deficit in half.

A 4th-down stop by the LA Tech defense gave the offense great field position around midfield. A key 23-yard completion to Eli Finley would set up a 34-yard made field goal by Buck Buchanan to make it a 4-point game with 2:43 remaining in the third quarter.

The momentum was in the 'Dogs favor as the defense forced a Panthers punt. However, that momentum was halted when Jackson was stripped of the football near midfield, turning the ball over to FIU.

Kolbe Fields was able to return the favor with a forced fumble of his own, recovered by teammate Demarcus Griffin-Taylor. An immediate sack though on Bullock put LA Tech behind the chains and unable to move the football.

The defense continued to keep the squad in it, stopping FIU in the end zone and forcing them to a 25-yard field goal to keep it a one-possession game. LA Tech had two offensive drives after that in the fourth quarter to try to tie the game up but were unsuccessful on both possessions.

Bullock went 26-of-37 for 218 yards. Tru Edwards had a career-high eight receptions while Jackson registered career highs in receptions (five) and receiving yards (81). The defense, which generated eight tackles-for-loss including three sacks, was anchored by Michael Richard who had a career-high 11 tackles.

Team Statistics	LA Tech	FIU
First Downs	16	21
Net Yards Rushing	79	87
Net Yards Passing	218	217
Comp. - Att. - Int.	26-37-0	18-32-0
Avg. / Att.	5.9	6.8
Avg. / Comp.	8.4	12.1
TDs	0	1
TOTAL OFFENSE YARDS	297	304
Plays	66	68
Avg. / Play	4.5	4.0
Fumbles - Lost	2-1	2-1
Penalties - Yards	8-80	4-25
PUNTS-YARDS	5-175	5-192
Avg. / Punt	35.0	38.4
Inside 20	2	0
50+ Yards	0	0
Touchbacks	1	0
Fair Catch	3	1
KICKOFFS-YARDS	3-190	4-252
Avg. Yards / Kickoff	63.3	63.0
Touchbacks	2	0
RETURNS		
Punt: Total - Yards - TDs	4-33-0	1-12-0
Punt: Avg. / Return	8.3	12.0
Kickoff: Total - Yards - TDs	2-61-0	1-20-0
INT: Total - Yards - TDs	0-0-0	0-0-0
Possession Time	29:12	30:48
Sacks: Total - Yards	3-18	2-6
PAT: Total - Made	1-1	2-2
Field Goals: Total - Made	1-1	1-1

Scoring Summary

- 1st 2:26 FIU - Rivers, Eric 10 yd pass from Jenkins, Keyone (Prado, Alejandro kick)
- 3rd 10:38 FIU - Joseph, Lexington 6 yd run (Prado, Alejandro kick)
- 3rd 4:50 LAT - Holiday, Jimmy 5 yd run (Buchanan, Buck kick)
- 3rd 2:43 LAT - Buchanan, Buck 34 yd field goal
- 4th 7:08 FIU - Prado, Alejandro 25 yd field goal

Score by Quarters	1st	2nd	3rd	4th	Total
LA Tech	0	0	10	0	10
FIU	7	0	7	3	17

Stadium: Pitbull Stadium  
 Kickoff Time: 6:02  
 End of Game: 9:12  
 Attendance: 12,425





**RUSTON** - The blue-helmet Bulldogs got the better of the Blue Raiders as Louisiana Tech registered a 48-21 blowout victory on Thursday night inside Joe Aillet Stadium.

LA Tech (2-3, 1-1 CUSA) racked up a season-high 551 total yards of offense, scoring seven touchdowns including ones on its first five drives of the game. Starting quarterback Evan Bullock was responsible for six of those TDs, throwing for five while rushing for one.

The Bulldogs came into the game having not scored in the first quarter in their last three games. That was not the case against Middle Tennessee (1-5, 0-2 CUSA) as LA Tech put up 20 in the first stanza, followed by 14 in both the second and third quarters.

The Blue Raiders came out firing as well on offense, going 75 yards on each of their first two possessions to grab a 7-point lead. The 'Dogs would get to within one point after Jimmy Holiday was the recipient of a 15-yard touchdown (extra point was missed).

LA Tech took its first lead of the game with 34 seconds left in the first quarter when Bullock connected with Omiri Wiggins on a screen pass that went 16 yards for the score (was the second time they hooked up for a TD). The touchdown came following a recovered fumble by the defense.

The defense followed that forced turnover by forcing back-to-back three-and-outs. The offense returned the favor by scoring two more touchdowns – Bullock found Jay Wilkerson for a 20-yard score up the left sideline and then Bullock kept it himself for a 1-yard score at the goal line – to make it 34-14 at halftime.

The momentum did not stall at the midway point. On the third play of the second half, Bullock went deep to Tru Edwards that resulted in a 75-yard touchdown (longest play of the season). It was 34 unanswered points by LA Tech before Middle Tennessee put points on the board again.

The Bulldogs capped off their offensive explosion when running back Marquis Crosby did his best Bullock impression, tossing a 19-yard touchdown to Solo Lewis.

Bullock went 18-of-25 for 290 passing yards to go along with his six TDs. Edwards registered his second 100-yard receiving game this season, accounting for 127 yards while Wiggins had a game-high 49 yards on the ground plus his two receiving TDs.

Defensively, Isaiah Mcelvane was responsible for both turnovers for the Bulldogs, forcing the fumble and registering a key interception in the second quarter. Jayden Gray was credited with both sacks for LA Tech.

**GAME NOTES**

- With the win, LA Tech now leads the all-time series against Middle Tennessee, 6-3. The Bulldogs are a perfect 5-0 when facing the Blue Raiders at home.

- LA Tech's 48 points was the most in a CUSA game since Nov. 9, 2019 when the Bulldogs scored 52 against North Texas (48 points is the ninth most in a CUSA game in school history).

- The Bulldogs scored 34 points in the first half, the most since they scored 38 against Stephen F. Austin in 2022.

- The LA Tech defense registered multiple turnovers for the first time this season.
- Evan Bullock became the first Bulldog quarterback since Luke Anthony in 2020 (versus Houston Baptist) to account for six touchdowns.
- Evan Bullock tied the program record for most touchdown passes in a CUSA game.
- Marquis Crosby became the first non-quarterback to throw a touchdown pass since Kyle Maxwell did it in 2021.
- The 75-yard reception by Tru Edwards was the longest play of the season for the Bulldogs. It was his second touchdown reception of 70+ yards this season.

Team Statistics	MTSU	LA Tech
First Downs	17	27
Net Yards Rushing	60	222
Net Yards Passing	276	329
Comp. - Att. - Int.	24-39-1	21-28-0
Avg. / Att.	7.1	11.8
Avg. / Comp.	11.5	15.7
TDs	2	6
<b>TOTAL OFFENSE YARDS</b>	<b>336</b>	<b>551</b>
Plays	60	73
Avg. / Play	5.6	7.5
Fumbles - Lost	2-1	3-1
Penalties - Yards	6-38	6-82
PUNTS-YARDS	5-223	2-113
Avg. / Punt	44.6	56.5
Inside 20	0	2
50+ Yards	1	1
Touchbacks	0	0
Fair Catch	2	0
KICKOFFS-YARDS	4-222	8-520
Avg. Yards / Kickoff	55.5	65.0
Touchbacks	2	8
<b>RETURNS</b>		
Punt: Total - Yards - TDs	0-0-0	3-26-0
Punt: Avg. / Return	0	8.7
Kickoff: Total - Yards - TDs	0-0-0	2-64-0
INT: Total - Yards - TDs	0-0-0	1-23-0
Possession Time	25:37	34:23
Sacks: Total - Yards	3-17	2--22
PAT: Total - Made	3-3	6-7
Field Goals: Total - Made	0-0	0-1

Score by Quarters	1st	2nd	3rd	4th	Total
MTSU	14	0	7	0	21
LA Tech	20	14	14	0	48

Stadium: Joe Aillet Stadium  
 Kickoff Time: 7:02  
 End of Game: 10:41  
 Attendance: 15,072







**LAS CRUSES, N.M.** - Louisiana Tech dropped another heartbreaker in overtime, falling by a final score of 33-30 to New Mexico State on Tuesday night at Aggie Memorial Stadium.

Tied up at 24-24 in regulation, LA Tech (2-4, 1-2 CUSA) drove down the field, getting into the red zone with three seconds remaining with a chance to kick the game-winning field goal. The attempt was blocked, forcing overtime.

Buck Buchanan redeemed himself with two field goals in extras – one to tie it up at 27-27 in the first OT period and a second to take a three-point lead in the second OT period. However, New Mexico State (2-5, 1-3 CUSA) found the end zone to take the game.

There was very little offense for the Aggies in the first quarter. There was even less for the Bulldogs, which had negative 10 yards of offense. Even so, the contest was scoreless after the first stanza.

NM State broke through first, connecting on a deep post for 53 yards and the score to give the home team a 7-point lead with 11:44 to go in the second quarter.

LA Tech responded with a 15-play, 75-yard drive that was capped off by a 7-yard strike from Evan Bullock to Tru Edwards to even things up at 7-7.

After a forced 3-and-out by the Bulldog defense, Bullock and Co. took advantage of a short field. The quarterback found Eli Finley for a big 24-yard gain that setup a 1-yard touchdown run up the middle by Omiri Wiggins to give the 'Dogs a 14-7 advantage with 1:12 remaining in the first half.

The Aggies managed to connect for a 48-yard field goal just before halftime. The home team then retook the lead in the third quarter, going 88 yards on 11 plays that was finished off by a 7-yard rush.

After a scoreless third quarter, LA Tech found its offensive rhythm again in the fourth. Buchanan nailed a 41-yard field goal that was followed up by Bullock connecting with Edwards yet again, this time for a 15-yard touchdown to help the Bulldogs retake the lead at 24-17 with 4:54 remaining.

The third tie of the night occurred with 1:41 left as the Aggies converted two third downs and capitalized on a targeting penalty to tie the game at 24-24 after a 4-yard rushing TD.

After getting sacked for the fifth time, New Mexico State was thinking about getting the football back with a chance to win it. However, Bullock and Edwards hooked up again, this time on a 3rd-and-15 to move the chains. Back-to-back rushes by Omiri Wiggins and Amani Givens went for 22 and 11 yards, respectively, to put LA Tech in the red zone with a chance to walk it off, but Buchanan's game-winning attempt was blocked as time expired.

The teams traded field goals before the Aggies' third rushing TD of the game gave the Bulldogs their second OT loss of the season.

Bullock finished 22-of-41 for 225 passing yards and two touchdowns, both to Edwards who cracked the century mark for a third time this season with 102 receiving yards. Wiggins led the Bulldogs on the ground with 60 rushing yards on 13 carries and a score.

**GAME NOTES**

- With the loss, LA Tech now leads the all-time series over New Mexico State, 8-6. This snapped a three-game winning streak by the Bulldogs versus the Aggies in Las Cruces.
- LA Tech fell to 4-10 all-time in overtime games. The Bulldogs also lost to Tulsa in OT this game.
- LA Tech had 44 rushing attempts as a team, second most in a game this season. The Bulldogs eclipsed 100 yards on the ground for the third time this season (135).
- The Bulldog defense had multiple turnovers forced for a second straight game (recovered two muffed punts).
- Evan Bullock tossed two touchdowns. The quarterback now has eight touchdown passes to zero interceptions this season.
- Tru Edwards registered his third 100-yard receiving game of the season. He also recorded his first career multi-touchdown game.
- This marked the second straight game that a Bulldog caught two touchdown passes (Omiri Wiggins caught two TDs versus Middle Tennessee).
- Omiri Wiggins registered season highs in rushing attempts (13) and rushing yards (60) while also tallying his first rushing touchdown.
- Amani Givens also recorded season highs in rushing attempts (10) and rushing yards (57).
- Kolbe Fields registered a team-high 10 tackles.
- Jacob Fields recorded a career-high seven tackles to go along with two pass breakups.
- Buck Buchanan made a career-high three field goals. He is the first Bulldog to do so since Jacob Barnes did it against Northwestern State (Sept. 9, 2023).

Team Statistics	LA Tech	NMSU
First Downs	20	21
Net Yards Rushing	127	160
Net Yards Passing	233	204
Comp. - Att. - Int.	21-41-0	15-29-0
Avg. / Att.	5.7	7.0
Avg. / Comp.	11.1	13.6
TDs	2	1
TOTAL OFFENSE YARDS	360	364
Plays	86	67
Avg. / Play	4.2	5.4
Fumbles - Lost	1-0	2-2
Penalties - Yards	9-93	4-30
PUNTS-YARDS	6-263	5-192
Avg. / Punt	43.8	38.4
Inside 20	2	1
50+ Yards	1	0
Touchbacks	1	0
Fair Catch	3	3
KICKOFFS-YARDS	5-325	5-320
Avg. Yards / Kickoff	65.0	64.0
Touchbacks	5	4
RETURNS		
Punt: Total - Yards - TDs	1-14-0	2-2-0
Punt: Avg. / Return	14.0	1.0
Kickoff: Total - Yards - TDs	1-15-0	0-0-0
INT: Total - Yards - TDs	0-0-0	0-0-0
Possession Time	37:11	22:49
Sacks: Total - Yards	0-0	5-29
PAT: Total - Made	3-3	3-3
Field Goals: Total - Made	3-4	2-2

Score by Quarters	1st	2nd	3rd	4th	OT	OT Total
LA Tech	0	14	0	10	3	33
NMSU	0	10	7	7	3	33

Stadium: Aggie Memorial Stadium  
 Kickoff Time: 7:07 p.m.  
 End of Game: 11:01 p.m.  
 Attendance: N/A





**RUSTON** -Louisiana Tech put together an 11-play, 97-yard drive late in the fourth quarter that led to the game-winning touchdown, giving the Bulldogs a 14-10 victory over UTEP on Tuesday night inside Joe Aillet Stadium.

LA Tech (3-4, 2-2 CUSA) had great field position all night against UTEP (1-7, 1-4 CUSA), including four drives that started in its opponent's territory. None of those four drives resulted in points though.

The two teams traded touchdowns in the first half with the Miners claiming the first one, going 94 yards on eight plays that was capped off by a 47-yard touchdown pass on their second drive of the game.

After totaling just 42 yards of offense on their first five drives, the Bulldogs finally broke through on a long touchdown pass of their own. Evan Bullock found Solo Lewis, who beat his man in one-on-one coverage, for a 48-yard score with 1:58 remaining in the second quarter.

The first red zone appearance by either team came in the third quarter when LA Tech's Colton Deckard blocked a punt by the Miners, giving the Bulldogs the ball just eight yards from the goal line. However, a false start and a sack was followed by a missed 36-yard field goal, which kept the score tied at 7-7.

UTEP, which had missed a field goal of its own earlier on the contest, retook the lead on a 44-yard field goal with 3:43 to go in the third quarter.

Down three points, LA Tech found itself with its worst field position of the game, backed up on its own 3-yard line with only 11:55 to go in the game. It then became the Evan Bullock-to-Jimmy Holiday show.

The drive opened with Bullock finding Holiday for a 32-yard gain over the middle to get LA Tech out of its own end zone. Then on a 3rd-and-10, Holiday reeled in a 17-yard grab to move the chains. The two connected again, this time on a 3rd-and-13, to get exactly 13 yards for a first down.

On back-to-back plays, Bullock hooked up with Amani Givens and Tru Edwards for gains of 19 and 12 yards, respectively, to put the Bulldogs on the 1-yard line. One play later, Givens rushed the ball up the middle to give LA Tech its first lead of the game, going up 14-10 with 6:28 to play.

The defense stood tall like it did all night. After allowing only one third down conversion the entire game, the Bulldogs had to also come up with two fourth down conversions to hold the lead. That they did.

Mekhi Mason and David Blay stuffed the Miners on a 4th-and-1 rush up the middle and Jakari Foster came up with a tackle that kept UTEP 1-yard shy of keeping its drive alive.

Bullock was 22-of-30 for 248 yards and one touchdown. He completed five of his six attempts on the game-winning drive in the fourth quarter. Holiday led the Bulldogs in rushing and receiving, carrying the ball six times for 18 yards while hauling in six receptions for 93 yards.

- With the win, LA Tech now leads the all-time series versus UTEP, 17-3-1. The Bulldogs improved to 11-1 versus the Miners as CUSA opponents.
- LA Tech has now won six straight games over UTEP in Ruston.
- LA Tech only had seven yards rushing, marking the first time since 1999 the Bulldogs won a game with less than 10 yards on the ground.
- The LA Tech defense allowed just one third down conversion in 14 tries by UTEP. It marked the first time since 2018 that the Bulldogs allowed just one third down conversion in a single game.
- The Bulldogs blocked their first punt since November of 2022.
- Evan Bullock continued his streak of not throwing an interception. He has 138 passing attempts this season, having thrown nine touchdowns and no picks.
- Jimmy Holiday had season highs in both receptions (six) and receiving yards (93). He came into the contest with 109 total receiving yards through the first six contests.
- Jimmy Holiday became the first Bulldog since Marcus Williams Jr. in 2021 to lead LA Tech in rushing and receiving yards in the same game.
- Tru Edwards registered six receptions, giving him 5+ in each of his last five games.
- Amani Givens scored his first career touchdown as a Bulldog.
- Kolbe Fields had a game-high 11 tackles, giving him double-digit tackles for the third time this season. Tying him was Jakari Foster who had a career-high 11 tackles (his first tackles of the season).
- Demarcus Griffin-Taylor recorded a season-long 58-yard kickoff return, the longest by any Bulldog this season.

Team Statistics	UTEP	LA Tech
First Downs	14	12
Net Yards Rushing	166	7
Net Yards Passing	85	248
Comp. - Att. - Int.	9-16-0	22-31-0
Avg. / Att.	5.3	8.0
Avg. / Comp.	9.4	11.3
TDs	1	1
TOTAL OFFENSE YARDS	251	255
Plays	63	61
Avg. / Play	4.0	4.2
Fumbles - Lost	1-0	0-0
Penalties - Yards	2-8	5-50
PUNTS-YARDS	7-219	7-237
Avg. / Punt	31.3	33.9
Inside 20	1	3
50+ Yards	1	0
Touchbacks	0	1
Fair Catch	1	1
KICKOFFS-YARDS	3-134	3-195
Avg. Yards / Kickoff	44.7	65.0
Touchbacks	0	3
RETURNS		
Punt: Total - Yards - TDs	1-19-0	2-17-0
Punt: Avg. / Return	19.0	8.5
Kickoff: Total - Yards - TDs	0-0-0	1-58-0
INT: Total - Yards - TDs	0-0-0	0-0-0
Possession Time	28:48	31:12
Sacks: Total - Yards	4-22	1-4
PAT: Total - Made	1-1	2-2
Field Goals: Total - Made	0-0	0-1

Score by Quarters	1st	2nd	3rd	4th	Total
UTEP	7	0	3	0	10
LA Tech	0	7	0	7	14

Stadium: Joe Aillet Stadium  
 Kickoff Time: 7:07 p.m.  
 End of Game: 10:13 p.m.  
 Attendance: 15,168

GAME NOTES





**HUNTSVILLE, Texas** -Louisiana Tech could not overcome four turnovers and two turnovers on downs, falling 9-3 to Sam Houston on Tuesday night at Bowers Stadium.

LA Tech's (3-5, 2-3 CUSA) defense was stellar yet again. The Bulldogs forced two turnovers, one of which was a pick by Jakari Foster in the end zone, and held the Bearkats to just 268 total yards of offense.

Not only that, but the Kats, which came into the contest averaging over 200 yards on the ground, could only muster 105 rushing yards against the Bulldog defense.

However, LA Tech shot itself in the foot too many times on offense, getting its only points on a Buck Buchanan 24-yard field goal that gave the 'Dogs a 3-0 advantage with 2:24 remaining in the first quarter.

This was the result of the second offensive drive of the game for LA Tech. The first one, which was a solid 11-play, 68-yard drive that got the Bulldogs down to the 7-yard line, but a fumble on 4th-and-1 negated any potential points.

Sam Houston (7-2, 4-1 CUSA) would get its only points of the first half on a safety, making the score 3-2 at the midway point with LA Tech committing two more turnovers that came in the second quarter.

The Bearkats would score their only offensive points on their first drive of the second half as Jay Ducker broke off a 40-yard run to cap off a 7-play, 75-yard drive.

After multiple 3-and-outs, Jack Turner came in for Evan Bullock to try to provide an offensive spark. The Bulldogs would end up having the ball inside the Bearkat 5-yard line in the fourth quarter.

LA Tech fumbled on a jet-sweet exchange for its fourth turnover of the game. Then after quickly getting the ball back after the defense forced its fifth 3-and-out, the offense got down to the 3-yard line but could not connect on a pass on fourth down.

Even so, the 'Dogs had one more chance to win the game. A quick 17-yard pass from Turner to Jimmy Holiday over the middle put LA Tech at the Sam Houston 35-yard line with enough time left on the clock.

Two incomplete passes and a crossing route for just one yard put the road team in another fourth down situation. A heavy blitz would get to Turner as he was hit as soon as he attempted a pass.

LA Tech outgained Sam Houston, 312-268. Bullock and Turner combined for 207 passing yards with 80 of that going to Tru Edwards who had a game-high eight receptions. The running game was led by Omiri Wiggins with 49 yards on the ground.

**GAME NOTES**

- LA Tech cracked 100 yards rushing for the fourth time this season and the third time in the last four games.

- Tru Edwards caught a game-high eight receptions for a game-high 80 receiving yards. He has caught at least six balls in each of the last five games and has 8+ catches in three games this season.

- Eli Finley had a season-high five receptions.

- Omiri Wiggins was the Bulldogs leading rusher for a third time this season, carrying the ball 11 times for 49 yards.

- LA Tech held Sam Houston to 268 yards of offense, marking the third time this season an opponent has not gained 300+ yards on the Bulldog defense.

- The Bulldog defense forced multiple turnovers for the third time in their last four games.

- Jakari Foster registered his first career interception as a Bulldog.

Team Statistics	LA Tech	SHSU
First Downs	20	11
Net Yards Rushing	105	105
Net Yards Passing	207	163
Comp. - Att. - Int.	24-40-1	18-26-1
Avg. / Att.	5.2	6.3
Avg. / Comp.	8.6	9.1
TDs	0	0
<b>TOTAL OFFENSE YARDS</b>	<b>312</b>	<b>268</b>
Plays	80	58
Avg. / Play	3.9	4.6
Fumbles - Lost	4-3	2-1
Penalties - Yards	4-28	3-19
<b>PUNTS-YARDS</b>	<b>4-163</b>	<b>7-313</b>
Avg. / Punt	40.8	44.7
Inside 20	0	3
50+ Yards	0	1
Touchbacks	0	1
Fair Catch	2	2
<b>KICKOFFS-YARDS</b>	<b>3-204</b>	<b>2-130</b>
Avg. Yards / Kickoff	68.0	65.0
Touchbacks	2	2
<b>RETURNS</b>		
Punt: Total - Yards - TDs	3-31-0	1--11-0
Punt: Avg. / Return	10.3	-11.0
Kickoff: Total - Yards - TDs	0-0-0	1-22-0
INT: Total - Yards - TDs	1-0-0	1-24-0
Possession Time	32:33	27:27
Sacks: Total - Yards	1-8	5-22
PAT: Total - Made	0-0	1-1
Field Goals: Total - Made	1-1	0-1

Score by Quarters	1st	2nd	3rd	4th	Total
LA Tech	3	0	0	0	3
SHSU	2	0	7	0	9

Stadium: Bowers Stadium  
 Kickoff Time: 7:02 p.m.  
 End of Game: 10:14 p.m.  
 Attendance: 9,128







**RUSTON, La.** - Louisiana Tech scored 23 unanswered points, but a last second touchdown by Jacksonville State forced the game into overtime. The Bulldogs would fail to score, falling 44-37 on Saturday evening at Joe Aillet Stadium.

Jacksonville State (6-3, 5-0) took the opening kickoff and used nearly half of the first quarter to score on their first possession. One of the best rushing attacks in the country ran the ball 15 times on their opening possessions for 75 yards.

Louisiana Tech (3-6, 2-4) went three-and-out on their first possession, but the defense started to step up and forced a fumble on the Gamecocks' next possession. With the ball on the Jax State 37-yard line, the Bulldogs couldn't move the ball and would come away empty after a 54-yard field goal fell short.

Tech would get the ball back on their own 14-yard line with just under two minutes remaining in the first quarter. Evan Bullock would drop a pass off over the middle to Tru Edwards would reach back and make a one-handed catch before racing down the field for an 86-yard touchdown.

The offenses dominated the second stanza with both teams scoring on each possession except for the Bulldogs first drive. Tech would get touchdowns by Jimmy Holiday on a two-yard rush and Edwards would catch his second touchdown of the day with 23-seconds remaining to pull Tech with 28-21.

LA Tech would be in prime position to tie it up early in the second half after Blake Thompson forced the Gamecock running back into a fumble at the Jax State 23. However, a pass fade pass by Evan Bullock would go long for an interception to give the ball right back. Bullock would go back to the corner route later in the quarter, this time connecting with Jay Wilkerson with just over five minutes remaining in the stanza.

On the Gamecocks next possession, the Bulldogs would force them into fourth down. The snap would sail high and the Jax State punter would be forced to take a safety to get Tech their first lead of the game.

Late in the quarter with Jax driving into Bulldog territory, Jacob Fields intercepted a pass to get up the Dogs at midfield entering the final 15 minutes. Tech would drive down and take a nine-point lead behind a Mason Crosby touchdown.

After Jacksonville State pulled within six, Tech defense had them down to the final play of the game. The Gamecocks quarterback found the receiver behind the Bulldog defender for the score. Jax State would score on the first possession of the overtime and the Bulldogs failed to convert.

Bullock finished the game with 266 yards on 16-23 passing and three touchdowns. Edwards led all receivers with 142 yards on six catches to go along with his two scores. Omiri Wiggins led the Bulldogs with 67 yards rushing.

Sifa Leota and Blake Thompson finished with nine tackles apiece. Thompson and Kolbe Fields each forced a fumble, while Jacob Fields had the interception for Tech.

**GAME NOTES**

- Tru Edwards recorded his 4th reception of 40+ yards this season and his second catch of 75+ yards after his 86-yard touchdown reception.
- Tru Edwards finished with 100 receiving yards for the fourth time this season and the seventh with 5+ receptions.
- Evan Bullock's 86-yard touchdown pass is LA Tech's longest completion since Jack Turner completed an 85-yard pass at UTEP in 2023.
- Kolbe Fields and Blake Thompson both forced their second fumbles of the season.
- Tru Edwards recorded his second multiple receiving touchdown game of the season.
- Evan Bullock tossed multiple touchdown passes for the third time this season.
- The Bulldog offense registered their second one-play scoring drive of the season.
- The Bulldog defense forced multiple turnovers for the fourth time in their last five games.
- Eli Finley caught his 20th pass of the season, continuing his streak as the only Bulldog to log a reception in all nine games this season.
- Omiri Wiggins' 67 rushing yards are the most by a Louisiana Tech running back this season.
- Marquis Crosby registered his first rushing touchdown since the 2022 season.
- The Bulldogs rushed for over 100 yards for the fifth time this season and the fourth time in the last five games.
- It was the first time Sifa Leota and Blake Thompson led the team in tackles.

Team Statistics	Jax State	LA Tech
First Downs	28	19
Net Yards Rushing	191	144
Net Yards Passing	200	266
Comp. - Att. - Int.	14-31-1	16-22-1
Avg. / Att.	6.5	12.1
Avg. / Comp.	14.3	16.6
TDs	2	3
<b>TOTAL OFFENSE YARDS</b>	<b>391</b>	<b>410</b>
Plays	90	70
Avg. / Play	4.3	5.9
Fumbles - Lost	3-2	1-1
Penalties - Yards	3-40	5-63
<b>PUNTS-YARDS</b>	<b>3-126</b>	<b>5-221</b>
Avg. / Punt	42	44.2
Inside 20	0	2
50+ Yards	0	1
Touchbacks	0	1
Fair Catch	2	0
<b>KICKOFFS-YARDS</b>	<b>7-444</b>	<b>6-390</b>
Avg. Yards / Kickoff	63.4	65.0
Touchbacks	4	6
<b>RETURNS</b>		
Punt: Total - Yards - TDs	1-1-0	1--1-0
Punt: Avg. / Return	1.0	-1.0
Kickoff: Total - Yards - TDs	0-0-0	3-69-0
INT: Total - Yards - TDs	1-0-0	1-11-0
Possession Time	30:01	29:59
Sacks: Total - Yards	3-32	1-5
PAT: Total - Made	5-6	5-05
Field Goals: Total - Made	1-1	0-1

Score by Quarters	1st	2nd	3rd	4th	OT	Total
Jax State	7	21	0	9	7	44
LA Tech	7	14	9	7	0	37

Stadium: Bowers Joe Aillet Stadium  
 Kickoff Time: 3:32 p.m.  
 End of Game: 7:08 p.m.  
 Attendance: 16,345





**BOWLING GREEN, Ky.** - Buck Buchanan, a powerful ground game, and a stout defense all contributed to a 12-7 victory for Louisiana Tech over WKU on Saturday afternoon at Houchens-Smith Stadium.

It was a lot of ground-and-pound for LA Tech (4-6, 3-4 CUSA) who racked up 209 yards on 49 carries with the bulk of that coming from Amani Givens (career-high 103 yards) and Omiri Wiggins (career-high 70 yards).

That one-two punch in the backfield put Buchanan in position to provide the scoring with four made fields. And the defense did the rest, holding one of the best offenses in the league in WKU (7-3, 5-1 CUSA) to just 215 total yards and one touchdown.

This combination led to the Bulldogs handing the Hilltoppers their first conference loss and first home defense of the season. On the flipside, LA Tech snagged its first road victory of the year.

The Bulldog defense set the tone early, generating a 3-and-out after the Hilltoppers won the coin toss and elected to receive to start the game. On the 'Dogs opening drive, they marched the ball 56 yards on eight players, ending in a 35-yard field goal by Buchanan.

That would be the lone score of the first quarter, but WKU would take advantage of a roughing the passer penalty as Elijah Young broke it outside to score from seven yards out to give the home team the lead.

That would be the last time WKU scored.

LA Tech would take advantage of a penalty this time, a roughing the punter that ultimately set up a 42-yard field goal by Buchanan. The kicker tacked on a 28-yarder with 2:25 remaining in the second quarter, set up by a 34-yard rush from Wiggins into the red zone.

The 9-7 lead for the Bulldogs was in jeopardy late in the third quarter though. The Hilltoppers were successful on 4th-and-3 keep their drive alive. WKU drove down to the 5-yard line and decided to go for it on 4th-and-1, but this one was stuffed by Jacob Fields for a loss of two yards.

In a season where the ball has not quite bounced the way for LA Tech, the 'Dogs were happy to be the recipients of a muffed punt that would have otherwise been great field position for the Tops.

On the ensuing drive, it was all ground-and-pound with Givens, Wiggins, Marquis Crosby, and Jimmy Holiday. The end result of the 13-play drive was another field goal for Buchanan, this one a 24-yard to give the Bulldogs a 12-7 edge with 8:06 to go in the fourth.

WKU found some life though when it blocked Buchanan's 48-yard attempt, giving the Hilltoppers the ball at the 30-yard line with 1:55 still to play and a chance to drive down for the game-winning touchdown.

The Bulldog defense refused to let that happen. After two plays netted WKU 40 yards, an incomplete pass was followed by a David Blay sack that put the Hilltoppers in a 3rd-and-15 situation. Another incomplete pass set up fourth down and produced a completion, but receiver was one yard short of picking up the first.

With the Hilltoppers having just one timeout remaining, Evan Bullock gladly knelt down twice seal the victory.

**GAME NOTES**

- With the win, LA Tech improved to 6-5 all-time against WKU. The Bulldogs have won two straight over the Hilltoppers in Bowling Green.
- The 12 points was the fewest scored by the Bulldogs in a win since Sept. 5, 1992 when LA Tech won, 10-9, at Baylor.
- The seven points allowed tied for the fourth fewest against a CUSA opponent (fewest since allowing just three at UTSA in 2018).
- The LA Tech defense has now held three of its last four opponents to 10 points or less. In all three of those games, the defense held the opponent to under 300 total yards.
- The Bulldogs produced 209 rushing yards, the second most this season. Their 49 carries were the most by a LA Tech team since having 50 against North Texas in 2020.
- Amani Givens rushed for a career-high 103 yards, becoming the first Bulldog this season with 100+ yards on the ground in a single game.
- Omiri Wiggins topped his season-high of 67 rushing yards last Saturday against Jacksonville State with a new season-high 70 yards on the ground versus WKU.
- Tru Edwards led the Bulldogs in receiving yards for the sixth time this season, catching seven balls for 52 yards. That included his eighth catch of 20+ yards this season.
- Buck Buchanan registered a career-high four made goals, the first Bulldog with four FGs in a single game since Jacob Barnes had four against Middle Tennessee in 2022. The four field goals ties for the most by a CUSA player this season.

Team Statistics	LA Tech	WKU
First Downs	18	12
Net Yards Rushing	209	63
Net Yards Passing	66	152
Comp. - Att. - Int.	12-15-0	18-26-0
Avg. / Att.	4.4	5.8
Avg. / Comp.	5.5	8.4
TDs	0	0
TOTAL OFFENSE YARDS	275	215
Plays	64	48
Avg. / Play	4.3	4.5
Fumbles - Lost	1-0	2-1
Penalties - Yards	5-42	3-35
PUNTS-YARDS	3-102	5-226
Avg. / Punt	34	44.2
Inside 20	1	0
50+ Yards	0	0
Touchbacks	0	0
Fair Catch	1	1
KICKOFFS-YARDS	5-322	2-127
Avg. Yards / Kickoff	64.4	63.5
Touchbacks	4	0
RETURNS		
Punt: Total - Yards - TDs	4-62-0	1-1-0
Punt: Avg. / Return	15.5	1.0
Kickoff: Total - Yards - TDs	2-39-0	0-0-0
INT: Total - Yards - TDs	0-0-0	0-0-0
Possession Time	39:38	20:22
Sacks: Total - Yards	3-16	2-12
PAT: Total - Made	0-0	1-1
Field Goals: Total - Made	4-5	0-0

Score by Quarters	1st	2nd	3rd	4th	Total
LA Tech	3	6	0	3	12
WKU	0	7	0	0	7

Houchens Industries-L.T. Smith Stadium  
 Kickoff Time: 11:02 a.m.  
 End of Game: 1:57 p.m.  
 Attendance: 13,312



## OFFENSE STARTERS

OPPONENT	LT	LG	C	RG	RT	TE/WR	WR/TE	WR/TE	WR	RB	QB
Nicholls	Keys	Hale	Nelson	Gilbert	Canis	Finley	Wilkerson	Edwards	Ibrahim	Davenport	Turner
at NC State	Keys	Hale	Nelson	Gilbert	Canis	Finley	Wilkerson	Edwards	Ibrahim	Davenport	Turner
Tulsa	Keys	Hale	Nelson	Gilbert	Christman	Finley	Wilkerson	Tipton	Ibrahim	Wiggins	Turner
at FIU	Keys	Hale	Nelson	Kennedy	Christman	Finley	Wilkerson	Edwards	Ibrahim	Crosby	Bullock
Middle Tennessee	Keys	Hale	Nelson	Kennedy	Christman	Finley	Jackson	Edwards	Ibrahim	Wiggins	Bullock
at New Mexico State	Keys	Hale	Nelson	Kennedy	Christman	Finley	Jackson	Edwards	Ibrahim	Wiggins	Bullock
UTEP	Keys	Hale	McGill	Gilbert	Christman	Finley	Wilkerson	Edwards	Ibrahim	Wiggins	Bullock
at Sam Houston	Keys	Hale	McGill	Gilbert	Christman	Finley	Holiday	Edwards	Ibrahim	Robertson	Bullock
Jacksonville State	Keys	Hale	McGill	Gilbert	Christman	Finley	Holiday	Edwards	Ibrahim	Wiggins	Bullock
at WKU	Keys	Hale	Nelson	Gilbert	Christman	Finley	Holiday	Edwards	Ibrahim	Wiggins	Bullock
at Arkansas											
Kennesaw State											

## DEFENSE STARTERS

OPPONENT	DE	NT	DE	LB	LB	LB	CB	S	S	S	CB
Nicholls	Evans	Blay	Burnett	Fields	Zimos	Harris	Griffin-Taylor	Thompson	Richard	Mcelvane	Woods
at NC State	Evans	Blay	Burnett	Fields	Zimos	Harris	Griffin-Taylor	Thompson	Richard	Mcelvane	Woods
Tulsa	Evans	Blay	Clark	Fields	Zimos	Harris	Griffin-Taylor	Thompson	Richard	Mcelvane	Woods
at FIU	Evans	Blay	Clark	Fields	Zimos	Harris	Griffin-Taylor	Thompson	Richard	Mcelvane	J. Fields
Middle Tennessee	Evans	Blay	Burnett	Fields	Zimos	Harris	Griffin-Taylor	Thompson	Richard	Mcelvane	Woods
at New Mexico State	Evans	Blay	Clark	Fields	Zimos	Leota	Griffin-Taylor	Thompson	J. Fields	Mcelvane	Woods
UTEP	Evans	Blay	Clark	Fields	Zimos	Mason	Griffin-Taylor	Thompson	J. Fields	Mcelvane	Woods
at Sam Houston	Evans	Blay	Clark	Fields	Leota	Mason	Griffin-Taylor	Roberson	J. Fields	Mcelvane	Woods
Jacksonville State	Evans	Blay	Clark	Fields	Zimos	Mason	Griffin-Taylor	Roberson	J. Fields	Mcelvane	Woods
at WKU	Gray	Blay	Clark	Fields	Zimos	Harris	Griffin-Taylor	Thompson	J. Fields	Mcelvane	Woods
at Arkansas											
Kennesaw State											

