



Texas Tech RED RAIDER FOOTBALL

42 BOWL APPEARANCES // 11 CONFERENCE CHAMPIONSHIPS // 605 ALL-TIME VICTORIES

GAME
13



TEXAS TECH RED RAIDERS

8-4, 6-3 Big 12

Simmons Bank Liberty Stadium (41,230) | Memphis, Tenn. | 6 p.m. CT | ESPN | Texas Tech Sports Network

VS

ARKANSAS RAZORBACKS

6-6, 3-5 SEC



2024 SCHEDULE/RESULTS

Overall: 8-4 | Big 12: 6-3 | H: 5-2 | A: 3-2 | N: 0-0

AUGUST • (1-0)

31 ABILENE CHRISTIAN W, 52-51 (OT) ESPN+

SEPTEMBER • (3-1)

7 at Washington State L, 16-37 FOX

14 NORTH TEXAS W, 66-21 FS1

21 ARIZONA STATE* W, 30-22 FS1

28 CINCINNATI* W, 44-41 ESPN2

OCTOBER • (1-2)

5 at Arizona* W, 28-22 FOX

19 BAYLOR* L, 35-59 ESPN2

26 at TCU* L, 34-35 FOX

NOVEMBER • (3-1)

2 at #10 Iowa State* W, 23-22 ESPN

9 #20 COLORADO* L, 27-41 FOX

23 at Oklahoma State* W, 56-48 ESPN+

30 WEST VIRGINIA* W, 52-15 FS1

DECEMBER • (0-0)

27 vs. Arkansas 6 p.m. ESPN

all times Central

TV: ESPN

- Play-by-Play: Anish Shroff
- Analyst: Andre Ware
- Sideline Reporter: Paul Carcaterra



RADIO: TEXAS TECH SPORTS NETWORK

- Play-by-Play: Brian Jensen
- Analyst: John Harris
- Sideline Reporter: Chris Level
- SiriusXM (local): Channel 84
- Mobile App: Varsity Network (Texas Tech)



RADIO: ESPN RADIO

- Play-by-Play: Noah Reed
- Analyst: Charles Arbuckle
- SiriusXM (national): 80



SOCIAL MEDIA: #WreckEm

- X: @TexasTechFB
- Instagram: @TexasTech_FB
- Facebook: TexasTechFootball

TEXAS TECH COACHING STAFF

SIDELINE

- **Joey McGuire**, Head Coach (Third Season)
- **Kenny Perry**, Assoc. H.C./STs/RBs (Third Season)
- **C.J. Ah You**, Interim Defensive Coord. (Third Season)
- **Josh Bookbinder**, Inside Linebackers (Third Season)
- **Zarnell Fitch**, Defensive Line (Third Season)
- **Clay McGuire**, Offensive Line (First Season)

PRESSBOX

- **Josh Cochran**, Run Game Coord./Tight Ends (Third Season)
- **Justin Johnson**, Interim Offensive Coord. (Second Season)

TEXAS TECH RED RAIDERS

Rankings	CFP: NR	AP: NR	Coaches: NR
Last Game	Def. West Virginia, 52-15		
Streak	Won 2		
Head Coach	Joey McGuire		
Career Record	23-15 (3rd Season)		
Record at Texas Tech	Same		
Record vs. Arkansas	First Meeting		

ARKANSAS RAZORBACKS

Rankings	CFP: NR	AP: NR	Coaches: NR
Last Game	Lost at No. 24 Missouri, 28-21		
Streak	Lost 1		
Head Coach	Sam Pittman		
Career Record	29-31 (5th Season)		
Record at Arkansas	Same		
Record vs. Texas Tech	First Meeting		

GAMEDAY STORYLINES




FORMER SWC RIVALS MEET IN LIBERTY BOWL

Texas Tech will make its 42nd bowl appearance in school history Dec. 27 when the Red Raiders face former Southwest Conference rival Arkansas in the 66th-annual AutoZone Liberty Bowl. Kickoff between the Red Raiders and Razorbacks is set for 6 p.m. on ESPN in Memphis, Tennessee. This will be Texas Tech's second trip to the AutoZone Liberty Bowl as the Red Raiders previously downed Mississippi State in 2021 to start their current bowl winning streak. It will be the 38th all-time meeting in the series and the first ever in a bowl game.



TECH SEARCHING FOR ANOTHER BOWL WIN

Joey McGuire has put significant emphasis on the AutoZone Liberty Bowl and Texas Tech's quest for its ninth win this season, as well as its fourth bowl victory in as many years. For McGuire, it's the opportunity to keep building a Tech program that has not reached nine wins since 2009. The Red Raiders will also be looking to end its fourth-consecutive season with a bowl victory for the first time in program history; Georgia joins Texas Tech as the only FBS team to defeat a power conference opponent in a bowl each of the last three seasons.



HAMMOND TO MAKE FIRST CAREER START

True freshman quarterback Will Hammond will make his first career start against Arkansas after Behren Morton underwent shoulder surgery following the regular season. Hammond will become the eighth true freshman in school history to start at quarterback and the second to do so in a bowl game, joining Davis Webb, who was the Offensive MVP of the 2013 Holiday Bowl victory over Arizona State. Hammond is the first true freshman quarterback to make his first career start in a bowl game and only the fourth freshman to start under center in a bowl.

RED RAIDERS BY THE NUMBERS

1

Texas Tech boasts a 1,500-yard rusher and a 1,000-yard receiver for the first time in program history this season in Tahj Brooks and Josh Kelly. The duo is one of only two in the FBS to hit those marks this season.

9

Texas Tech has won nine-consecutive bowl games against unranked foes, the second-longest active streak by any team this century behind only Utah's 10-game streak from 2001 to 2017.

16

Joey McGuire has recorded 16 wins against Big 12 opponents through his first three seasons, matching the most for a Texas Tech head coach in the same span in school history. He is now 16-11 against Big 12 foes.

MEDIA INFORMATION

INTERVIEW REQUESTS

Please direct all interview requests for head coach Joey McGuire, members of the Texas Tech coaching staff and student-athletes to Matt Dowdy and Matt Burkholder. Contacting student-athletes or coaches directly through text message or social media is strictly prohibited and could result in loss of credentials for Texas Tech home events.

VIDEO HIGHLIGHTS/NEWS CONFERENCE

Video from news conferences and games will be available to the media via YouTube. Broadcast quality video footage (game highlights, post-practice interviews, post-game interviews, etc) are available by request through the athletics communications office.

PHOTO REQUESTS

Please submit your requests to Chris Duarte.

USE OF TEXAS TECH PHOTOGRAPHY

The use of Texas Tech photos is prohibited without prior approval from the athletics communications office. Texas Tech does not grant permission for use of its photos for social media content purposes. Texas Tech will provide courtesy headshots and action shots upon requests for editorial purposes.

COLLEGEPRESSBOX.COM

Collegepressbox is the official media website for Division I football. Access and download game notes, quotes, statistics, media guides, headshots, logos and more for all FBS schools, conferences, postseason games, awards and the College Football Playoff. For access, please register for an account at collegepressbox.com/register.

WWW.TEXASTECH.COM

This is the official website of Texas Tech Athletics. Texas Tech football releases as well as a wide variety of athletics department information can be found on the web. Weekly game notes, news and statistical information can be found here throughout the football season.

USE OF AUDIO/VIDEO

Any media entity collecting any sort of "video or audio materials" (film, traditional video or audio, digital video or audio, photos, etc.) from Texas Tech University Athletics game events or press conference/media events may use that material only for traditional television newscasts, web-based or print coverage, or other electronic transmission as approved by the University in writing, with a limitation of up to three (3) minutes in length from any single event. Such media entity may not offer any live video, audio or other coverage of the event without the advance, written permission of Texas Tech University Athletics. This policy includes all games, matches and events involving any of Texas Tech's athletic programs. It includes all media events -- press conferences, pre/post-practice interviews and pre/post-game interviews. An exception would be a one-on one interview arranged through the Texas Tech Athletics Communications office with a Texas Tech, coach, athlete or administrator.



INDEPENDENCE BOWL MEDIA INFORMATION



MATT DOWDY
Assistant A.D.
806-928-5190
matthew.dowdy@ttu.edu



MATT BURKHOLDER
Director
559-862-3771
matt.burkholder@ttu.edu



CHRIS DUARTE
Associate Director
954-937-3254
chris.duarte@ttu.edu



AUTOZONE LIBERTY BOWL CONTACT

Harold Graeter (Associate Executive Director)
901-795-7700 - Office
hgraeter@libertybowl.org

TEXAS TECH TEAM HEADQUARTERS

Hilton Memphis
939 Ridge Lake Blvd.
Memphis, TN 38120

TEXAS TECH PRACTICE SITE

Memphis University School
6191 Park Ave., Memphis, TN 38119

ARKANSAS COMMUNICATIONS CONTACTS

Kyle Parkinson (Associate A.D./Communications)
kparkin@uark.edu / 479-387-4753
Oliver Grigg (Assistant Director/Communications)
ogrigg@uark.edu / 479-502-6577



TEXAS TECH AUTOZONE LIBERTY BOWL SCHEDULE

MONDAY, DECEMBER 23

Texas Tech arrives in Memphis	1:30 p.m. (approx.)	Hilton Memphis	Media Interviews
<i>Interviews upon arrival (location TBD): Joey McGuire, players TBD</i>			
Red Raiders Attend Memphis Grizzlies Game	7 p.m.	FedEx Forum	No Access

TUESDAY, DECEMBER 24

Texas Tech Practice	12:20 p.m.	Memphis University School	Media Access
<i>The first 15-20 minutes of practice will be open and available for b-roll purposes; practice will then close with no interviews.</i>			
Team Welcome Party	6 p.m.	Dave & Buster's (2751 Wolf Creek Pkwy.)	B-Roll Only

WEDNESDAY, DECEMBER 25

Texas Tech Practice	Morning	Memphis University School	No Access
Team Christmas Dinner	6 p.m.	Hilton Memphis	No Access

THURSDAY, DECEMBER 26

Texas Tech Fast Friday Practice	Morning	Memphis University School	No Access
AutoZone Liberty Bowl Press Conference	1 p.m.	DoubleTree Memphis Downtown	Media Interviews
<i>Arkansas head coach Sam Pittman will begin at 1 p.m. followed by a joint picture and Joey McGuire at 1:30 p.m.</i>			
AutoZone Liberty Bowl Parade	3 p.m.	World Famous Beale Street	--
Bash on Beale Pep Rally	4:30 p.m.	Handy Park on Beale Street	

SATURDAY, DECEMBER 27

Texas Tech vs. Arkansas	6 p.m.	Simmons Bank Liberty Stadium	Media Access
Postgame Press Conference	TBD	Simmons Bank Liberty Stadium	Media Access

SUNDAY, DECEMBER 28

Texas Tech returns to Lubbock	Morning	--	--
-------------------------------	---------	----	----

-- schedule is subject to change --



TEXAS TECH BOWL HISTORY



The Red Raiders will be looking to end their season with a bowl victory for a fourth-consecutive season, which would mark the longest streak in school history. Texas Tech won the Independence Bowl a year ago with a 34-14 victory over Cal.

ALL-TIME BOWL APPEARANCES

Season	Bowl	Opponent	Result	Tech Coach	Date
2023	Independence	California	W, 34-14	Joey McGuire	12/16/23
2022	Texas	Ole Miss	W, 42-25	Joey McGuire	12/28/22
2021	Liberty	Mississippi State	W, 35-7	Sonny Cumbie*	12/28/21
2017	Birmingham	#23 South Florida	L, 34-38	Kliff Kingsbury	12/23/17
2015	Texas	#22 LSU	L, 27-56	Kliff Kingsbury	12/29/15
2013	Holiday	#16 Arizona State	W, 34-23	Kliff Kingsbury	12/30/13
2012	Meineke Car Care	Minnesota	W, 34-31	Chris Thomsen*	12/28/12
2010	TicketCity	Northwestern	W, 45-38	Tommy Tuberville	1/1/11
2009	Alamo	Michigan State	W, 41-31	Ruffin McNeil*	1/2/10
2008	Cotton	#20 Ole Miss	L, 34-47	Mike Leach	1/2/09
2007	Gator	#20 Virginia	W, 31-28	Mike Leach	1/1/08
2006	Insight	Minnesota	W, 44-41 (OT)	Mike Leach	12/29/06
2005	Cotton	#13 Alabama	L, 10-13	Mike Leach	1/2/06
2004	Holiday	#4 California	W, 45-31	Mike Leach	12/30/04
2003	Houston	Navy	W, 38-14	Mike Leach	12/30/03
2002	Tangerine	Clemson	W, 55-15	Mike Leach	12/23/02
2001	Alamo	Iowa	L, 16-19	Mike Leach	12/29/01
2000	GalleryFurniture.com	East Carolina	L, 27-40	Mike Leach	12/27/00
1998	Independence	Ole Miss	L, 18-35	Spike Dykes	12/31/98
1996	Alamo	#21 Iowa	L, 0-27	Spike Dykes	12/29/96
1995	Copper	Air Force	W, 55-41	Spike Dykes	12/27/95
1994	Cotton	#21 Southern Cal	L, 14-55	Spike Dykes	1/2/95
1993	John Hancock	#19 Oklahoma	L, 10-41	Spike Dykes	12/24/93
1989	All-American	#20 Duke	W, 49-21	Spike Dykes	12/28/89
1986	Independence	Ole Miss	L, 17-20	Spike Dykes*	12/20/86
1977	Tangerine	#19 Florida State	L, 17-40	Steve Sloan	12/23/77
1976	Bluebonnet	#9 Nebraska	L, 24-27	Steve Sloan	12/31/76
1974	Peach	Vanderbilt	T, 6-6	Jim Carlen	12/28/74
1973	Gator	#20 Tennessee	W, 28-19	Jim Carlen	12/29/73
1972	Sun	#16 North Carolina	L, 28-32	Jim Carlen	12/30/72
1970	Sun	#13 Georgia Tech	L, 9-17	Jim Carlen	12/19/70
1965	Gator	Georgia Tech	L, 21-31	JT King	12/31/65
1964	Sun	Georgia	L, 0-7	JT King	12/26/64
1955	Sun	Wyoming	L, 14-21	DeWitt Weaver	1/1/56
1953	Gator	#17 Auburn	W, 35-13	DeWitt Weaver	1/1/54
1951	Sun	Pacific	W, 25-14	DeWitt Weaver	1/1/52
1948	Raisin	San Jose State	L, 13-20	Dell Morgan	12/31/48
1947	Sun	Miami (Ohio)	L, 12-13	Dell Morgan	1/1/48
1941	Sun	Tulsa	L, 0-6	Dell Morgan	1/1/42
1938	Cotton	St. Mary's (CA)	L, 13-20	Pete Cawthon	1/2/39
1937	Sun	West Virginia	L, 6-7	Pete Cawthon	1/1/38

* indicates head coaches who were serving in an interim role for the bowl game.

ALL-TIME BOWL LEADERS

Texas Tech All-Time Bowl Record: 17-23-1

School	Appearances
1. Alabama	78
2. Georgia	63
3. Texas	60
4. Oklahoma	58
5. Tennessee	57
6. USC	56
LSU	56
Ohio State	56
9. Nebraska	54
Penn State	54
11. Michigan	52
12. Clemson	51
13. Florida	49
Florida State	48
15. Auburn	47
16. Georgia Tech	47
17. Arkansas	45
18. Miami (Fla.)	44
Texas A&M	44
20. Washington	42
Texas Tech	42
Mississippi	42
23. Notre Dame	41
BYU	41
West Virginia	41

BOWL RECORDS

COACHING RECORDS

Head Coach	Appearances	Record
1. Mike Leach	9	5-4
2. Spike Dykes	7	2-5
3. Jim Carlen	4	1-2-1
4. Kliff Kingsbury	3	1-2
DeWitt Weaver	3	2-1
Dell Morgan	3	0-3
7. Steve Sloan	2	0-2
JT King	2	0-2
Pete Cawthon	2	0-2
Joey McGuire	2	2-0

RECORD BY BOWL GAME

Bowl	No. W-L-T	Pct.	Seasons
Sun/John Hancock	9 1-8-0	.111	1937, 41, 47, 51, 55, 64, 70, 72, 93
Houston/Texas	5 3-2-0	.500	2000, 03, 12, 15, 22
Gator	4 3-1-0	.750	1953, 65, 73, 07
Cotton	4 0-4-0	.000	1938, 94, 05, 08
Alamo	3 1-2-0	.333	1996, 01, 09
Independence	3 1-2-0	.333	1986, 98, 23
Holiday	2 2-0-0	1.000	2004, 13
Tangerine	2 1-1-0	.500	1977, 02
Liberty	1 1-0-0	1.000	2021
Birmingham	1 0-1-0	.000	2017
TicketCity	1 1-0-0	1.000	2010
Insight	1 1-0-0	1.000	2006
All-American	1 1-0-0	1.000	1989
Bluebonnet	1 0-1-0	.000	1976
Copper	1 1-0-0	1.000	1995
Peach	1 0-0-1	.000	1974
Raisin	1 0-1-0	.000	1949

BOWL HISTORY

INDIVIDUAL BOWL HONORS

Year	Player	Bowl	Award
2023	Behren Morton	Independence Bowl	Offensive MVP
	Jacob Rodriguez	Independence Bowl	Defensive MVP
2022	Tyler Shough	Texas Bowl	Most Valuable Player
2021	Donovan Smith	Liberty Bowl	Most Valuable Player, Offensive MVP
	Tyree Wilson	Liberty Bowl	Defensive MVP
2013	Davis Webb	Holiday Bowl	Offensive MVP
	Will Smith	Holiday Bowl	Defensive MVP
2012	Seth Doege	Meineke Car Care	Most Valuable Player
2010	Taylor Potts	TicketCity Bowl	Most Valuable Player
2007	Graham Harrell	Gator Bowl	Most Valuable Player
2006	Graham Harrell	Insight Bowl	Offensive MVP
	Antonio Huffman	Insight Bowl	Defensive MVP
2005	David Schaefer	Cotton Bowl	Scholar Athlete
2004	Sonny Cumbie	Holiday Bowl	Offensive MVP
	Vincent Meeks	Holiday Bowl	Defensive MVP
2003	B.J. Symons	Houston Bowl	Most Valuable Player
	Adell Duckett	Houston Bowl	Defensive MVP
2002	Kliff Kingsbury	Tangerine Bowl	Most Valuable Player
	John Saldi	Tangerine Bowl	Team Defensive MVP
2001	Anton Paige	Alamo Bowl	Fred Jacoby Sportsmanship Award
1998	Keith Cockrum	Independence Bowl	Scholar-Athlete Award
1996	Shane Dunn	Alamo Bowl	Fred Jacoby Sportsmanship Award
1995	Byron Hanspard	Cotton Bowl	Most Valuable Player
1993	Shawn Jackson	John Hancock Bowl	Most Valuable Lineman
1989	James Gray	All-American Bowl	Most Valuable Player
1986	James Mosley	Independence Bowl	Outstanding Def. Player
1976	Rodney Allison	Bluebonnet Bowl	Most Valuable Back
1974	Larry Isaac	Peach Bowl	Outstanding Offensive Player
1972	Georgia Smith	Sun Bowl	Most Valuable Player
	Ecomet Burley	Sun Bowl	Most Valuable Lineman
1965	Donny Anderson	Gator Bowl	Most Valuable Player
1954	Bobby Cavazos	Gator Bowl	Most Valuable Player
1942	Ty Bain	Sun Bowl	Most Valuable Player
1938	Elmer Tarbox	Cotton Bowl	Outstanding Player

TEAM RECORDS

Most Net Rushing Yards	361, vs. Air Force, 1995 Copper Bowl
Highest Average per Rush	9.3, vs. Air Force, 1995 Copper Bowl
Most Passing Attempts	60, vs. California, 2004 Holiday Bowl
Most Completions	41, vs. Navy, 2003 Houston Bowl
Most Interceptions	5, vs. St. Mary's, 1939 Cotton Bowl
Highest Completion Percentage	77.4 vs. Navy, 2003 Houston Bowl
Most Passing Yards	520, vs. California, 2004 Holiday Bowl
Most TD Passes	5 vs. Clemson, 2002 Tangerine Bowl
Most Plays (Total Offense)	88, vs. Ole Miss, 2022 TaxAct Texas Bowl
Most Yards (Total Offense)	606, vs. Air Force, 1995 Copper Bowl
Most Points	55, vs. Air Force, 1995 Copper Bowl
	55, vs. Clemson, 2002 Tangerine Bowl
Most Points Allowed	55, vs. USC, 1995 Cotton Bowl
Most Touchdowns	7, vs. Air Force, 1995 Copper Bowl
	7, vs. Duke, 1989 All-American Bowl
Most Field Goals	3, vs. Ole Miss, 2022 TaxAct Texas Bowl
Most Points in One Quarter	24 (4th), vs. Minnesota, 2006 Insight Bowl
Most Points in One Half	34, vs. Clemson, 2002 Tangerine Bowl
Most First Downs	30, vs. Navy, 2003 Houston Bowl
	30, vs. California, 2004 Holiday Bowl
Most Penalties Against	12, vs. Pacific, 1952 Sun Bowl
Most Yards Penalized	127, vs. Navy, 2003 Houston Bowl
Most Fumbles Lost	3, vs. Four Teams

2023 INDEPENDENCE BOWL

California	14	0	0	0	-	14
Texas Tech	7	17	7	3	-	34

Independence Stadium | Shreveport, La. | 8:15 p.m. | ESPN | Attendance: 33,071

SCORING SUMMARY

QTR	Time	Team	Scoring Play
1st	14:45	CAL	Young, M. 25 yd pass from Mendoza, F. (Bhaghani, M. kick)
	04:19	TTU	Eakin, C. 27 yd pass from B. Morton (Garcia, G. kick)
	02:38	CAL	Ott, J. 1 yd run (Bhaghani, M. kick)
2nd	12:16	TTU	Tharp, M. 15 yd pass from B. Morton (Garcia, G. kick)
	09:49	TTU	Fouonji, L. 14 yd pass from B. Morton (Garcia, G. kick)
	00:03	TTU	Garcia, G. 25 yd field goal
3rd	04:36	TTU	Brooks, T. 7 yd run (Garcia, G. kick)
4th	04:08	TTU	Garcia, G. 37 yd field goal

RUSHING: Brooks, Tahj 22-95; Valdez, Cam/Ron 12-36; Morton, Behren 3-minus 6.; **PASSING:** Morton, Behren 27-43-1-259; Eakin, Coy 0-1-0-0; **RECEIVING:** Eakin, Coy 7-106; White, Xavier 5-61; Brooks, Tahj 5-0; Boyd, Brady 3-37; Tharp, Mason 3-22; McCray, Drae 3-19; Fouonji, Loic 1-14; **INTERCEPTIONS:** Baskerville, CJ 1-12; Matthews, Tyriqu 1-0; Rodriguez, Jacob 1-0; **FUMBLES:** McCray, Drae 1-1; **SACKS (UA-A):** Washington, Amier 2-0; Banks, Emaurion 1-0; Adedire, Joseph 1-0; Ledet, Quincy 0-1; Harvey III, Dyson 0-1.

2022 TEXAS BOWL

Texas Tech	10	16	0	16	-	42
Ole Miss	7	0	6	12	-	25

NRG Stadium | Houston, Texas | 8 p.m. | ESPN | Attendance: 53,251

SCORING SUMMARY

QTR	Time	Team	Scoring Play
1st	06:43	TTU	Shough, T. 2 yd run (Wolff, T. kick)
	05:26	OM	Evans, Z. 8 yd run (Cruz, J. kick)
	03:23	TTU	Wolff, T. 42 yd field goal
2nd	06:59	TTU	Shough, T. 2 yd run (Wolff, T. kick)
	02:13	TTU	Wolff, T. 32 yd field goal
	00:28	TTU	Bradley, J. 12 yd pass from Shough, T. (Cupp, B. pass failed)
3rd	09:08	OM	Watkins, J. 11 yd pass from Dart, J. (Cruz, J. kick failed)
4th	13:20	TTU	Thompson, S. 1 yd run (White, X. rush failed)
	09:36	TTU	Wolff, T. 26 yd field goal
	07:35	OM	Dart, J. 9 yd run (Trigg, M. pass failed)
	03:10	OM	Heath, M. 19 yd pass from Dart, J. (Watkins, J. pass failed)
	03:03	TTU	Fouonji, L. 44 yd kickoff return (Wolff, T. kick)

RUSHING: Shough, Tyler 25-111; Brooks, Tahj 14-90; Valdez, Cam/Ron 1-29; Thompson, SaRodoric 7-14; TEAM 1-minus 2.; **PASSING:** Texas Tech-Shough, Tyler 24-39-1-242; Morton, Behren 0-1-0-0; **RECEIVING:** Bradley, Jerand 8-88; Fouonji, Loic 7-100; Price, Myles 3-35; White, Xavier 3-11; Boyd, Brady 1-9; Teeter, Henry 1-5; Thompson, SaRodoric 1-minus 6.; **INTERCEPTIONS:** Waters, Marquis 1-11; Taylor-Demerson, D. 1-0; Owens, Tyler 1-0; **FUMBLES:** Shough, Tyler 2-1; Valdez, Cam/Ron 1-1; **SACKS (UA-A):** Smith, Issac 1-0; Merriweather, K. 1-0.

2021 LIBERTY BOWL

Texas Tech	10	3	14	7	-	34
Mississippi State	0	7	0	0	-	7

Liberty Stadium | Memphis, Tenn. | 5:45 p.m. | ESPN | Attendance: 48,615

SCORING SUMMARY

QTR	Time	Team	Scoring Play
1st	12:40	TTU	Brooks, T. 19 yd run (Garibay, J. kick)
	03:03	TTU	Garibay, J. 31 yd field goal
2nd	14:08	MSU	Thomas, R. 17 yd pass from Rogers, W. (McCord, N. kick)
	00:13	TTU	Garibay, J. 26 yd field goal
3rd	09:03	TTU	Smith, D. 1 yd run (Garibay, J. kick)
	00:02	TTU	Sparkman, J.J. 14 yd pass from Smith, D. (Garibay, J. kick)
4th	08:47	TTU	Thompson, S. 1 yd run (Garibay, J. kick)

RUSHING: Brooks, Tahj 16-109; Thompson, SaRodoric 14-80; Smith, Donovan 5-36; Geiger, Kaylon 3-18; Price, Myles 2-15; White, Xavier 4-10; **PASSING:** Smith, Donovan 15-28-0-252; **RECEIVING:** Geiger, K. 4-9; Price, M. 3-72; Jerand, Bradley 2-64; Koontz, Travis 2-41; Sparkman, J.J. 2-29; White, X. 1-19; Cleveland, Trey 1-18; **INTERCEPTIONS:** Monroe, Eric 1-0; **FUMBLES:** None; **SACKS (UA-A):** Wilson, Tyree 2-0; Schooler, Colin 1-0; Bradford, Tony 1-0.



BOWL RECORDS

INDIVIDUAL RECORDS

RUSHING

Most Attempts

33	James Gray vs. Duke	1989 All-American
27	Byron Morris vs. Oklahoma	1993 John Hancock
25	Tyler Shough vs. Ole Miss	2022 TaxAct Texas
24	Byron Hanspard vs. Air Force	1995 Copper

Most Net Yards

280	James Gray vs. Duke	1989 All-American
260	Byron Hanspard vs. Air Force	1995 Copper
172	George Smith vs. North Carolina	1972 Sun

Highest Average Per Carry (10 carry min.)

12.3	George Smith vs. North Carolina	1972 Sun
10.9	Bobby Cavazos vs. Auburn	1953 Gator
10.8	Byron Hanspard vs. Air Force	1995 Copper

Most Rushing TDs

4	James Gray vs. Duke	1989 All-American
4	Byron Hanspard vs. Air Force	1995 Copper
3	Bobby Cavazos vs. Auburn	1953 Gator
3	George Smith vs. North Carolina	1972 Sun

Longest Rushing TD

86	Eric Stephens vs. Northwestern	2010 TicketCity
----	--------------------------------	-----------------

PASSING

Most Attempts

69	Graham Harrell vs. Virginia	2007 Gator
60	Sonny Cumbie vs. California	2004 Holiday
59	Nic Shimonek vs. South Florida	2017 Birmingham

Most Completions

44	Graham Harrell vs. Virginia	2007 Gator
43	Taylor Potts vs. Northwester	2010 TicketCity
41	B.J. Symons vs. Navy	2003 Houston

Highest Percentage of Completions (10 attempt min.)

77.4	B.J. Symons vs. Navy	2003 Houston
74.4	Kliff Kingsbury vs. Clemson	2002 Tangerine
72.7	Joe Barnes vs. Tennessee	1973 Gator

Most Yards Gained

520	Sonny Cumbie vs. California	2004 Holiday
497	B.J. Symons vs. Navy	2003 Houston
445	Graham Harrell vs. Minnesota	2006 Insight

Most TD Passes

4	Kliff Kingsbury vs. East Carolina	2000 Gallery Furniture
4	B.J. Symons vs. Navy	2003 Houston
4	Graham Harrell vs. Mississippi	2008 Cotton
4	Taylor Potts vs. Northwestern	2010 TicketCity
4	Davis Webb vs. Arizona State	2013 Holiday
4	Patrick Mahomes II vs. LSU	2015 Texas

RECEIVING

Most Receptions

11	Joel Filani vs Minnesota	2006 Insight
11	Darrin Moore vs. Minnesota	2012 Meineke
11	Keke Coutee vs. South Florida	2017 Birmingham
10	Eric Morris vs. Mississippi	2008 Cotton
10	Lyle Leong vs. Northwestern	2010 TicketCity

Most Yards Gained

187	Keke Coutee vs. South Florida	2017 Birmingham
162	Joel Filani vs. Minnesota	2006 Insight
147	Darrell Jones vs. East Carolina	2000 galleryfurniture
	Trey Haverty vs. California	2004 Holiday

Most TD Receptions

3	Jakeem Grant vs. LSU	2015 Texas
2	Billy Taylor vs. Nebraska	1976 Bluebonnet
	Derek Dorris vs. East Carolina	2000 Gallery Furniture
	Mickey Peters vs. Navy	2003 Houston
	Jarrett Hicks vs. California	2004 Holiday
	Edward Britton vs. Mississippi	2008 Cotton
	Lyle Leong vs. Northwestern	2010 TicketCity
	Jakeem Grant vs. Arizona State	2013 Holiday

KICKING

Most FGs made

2	Brian Hall vs. Vanderbilt	1974 Peach
	Tony Rogers vs. Air Force	1995 Copper
	Robert Treece vs. Iowa	2001 Alamo
	Robert Treece vs. Clemson	2002 Tangerine
	Matt Williams vs. Michigan State	2009 Alamo
	Ryan Bustin vs. Minnesota	2012 Meineke
	Clayton Hatfield vs. South Florida	2017 Birmingham
	Gino Garcia vs. California	2023 Independence

Most PATs

7	Tony Rogers vs. Air Force	1995 Copper
6	Alex Trlica vs. California	2004 Holiday
	Matt Williams vs. Northwestern	2010 TicketCity

Kickoff Return For Touchdown

1	Jakeem Grant vs. Minnesota	2012 Meineke
1	Reginald Davis vs. Arizona State	2013 Holiday
1	Loic Fouonji vs. Ole Miss	2022 TaxAct Texas

Most Points Scored

24	James Gray vs. Duke	1989 All-American
24	Byron Hanspard vs. Air Force	1995 Copper
18	Bobby Cavazos vs. Auburn	1953 Gator
18	George Smith vs. North Carolina	1972 Sun
18	Jakeem Grant vs. LSU	2015 Texas
18	Keke Coutee vs. South Florida	2017 Birmingham

Longest FG

52	Alex Trlica vs. Minnesota	2006 Insight
50	Clinton Greathouse vs. Iowa	2001 Alamo

TOTAL OFFENSE

Most Offensive Plays


73	Graham Harrell vs. Virginia	2007 Gator
69	Patrick Mahomes II vs. LSU	2015 Texas
65	Tyler Shough vs. Ole Miss	2022 TaxAct Texas
64	Graham Harrell vs. Mississippi	2008 Cotton
63	Nic Shimonek vs. South Florida	2017 Birmingham
62	Sonny Cumbie vs. California	2004 Holiday

Most Yards

514	Sonny Cumbie vs. California	2004 Holiday
500	B.J. Symons vs. Navy	2003 Houston
439	Graham Harrell vs. Minnesota	2006 Insight



SERIES HISTORY



ARKANSAS (8-29)

GP: 37; Home: 2-16; Away: 6-13; Neutral: 0-0; OT: 0-0.

SWC: 7-25 (Home: 2-14; Away: 5-11).

Jones AT&T Stadium: 18 (2-16)

Donald W. Reynolds Razorback Stadium: 9 (3-6).

War Memorial Stadium, Little Rock, Ark.: 10 (3-7)

Games decided by 3 points or less: 3 (1-2)

Games decided by 7 points or less: 7 (3-4)

Most Points (TTU): 47 (47-44 win on Oct. 13, 1990).

Most Points (UA): 49, two times (49-28 loss on Sept. 13, 2014 and 49-7 loss on Dec. 12, 1978).

Fewest Points (TTU): 0, 7x (last: 31-0 loss on Oct. 10, 1987).

Fewest Points (UA): 7, 2x (17-7 win on Oct. 11, 1986 and 30-7 loss on Nov. 27, 1976).

Largest Win: 23 (30-7 win on Nov. 27, 1976).

Largest Loss: 42 (49-7 loss on Dec. 2, 1978).

Win Streak: 2, two times (Oct. 13, 1990-Sept. 13, 2014 and Nov. 19, 1966-Nov. 23, 1968).

Loss Streak: 9, two times (1977-85 and 1957-1966).

Most Attended: 73,334 on Sept. 19, 2015 in Fayetteville, Ark.

Last 10: 4-6 | Last 20: 5-15

SERIES HISTORY

Date	Loc.	W/L	TTU	UA	Att.
Nov. 23, 1957	A+	L	26	47	19,000
Nov. 22, 1958	H	L	8	14	22,500
Nov. 21, 1959	A+	L	8	27	35,000
*Nov. 19, 1960	H	L	6	34	30,000
*Nov. 25, 1961	A+	L	0	28	41,000
*Nov. 24, 1962	H	L	0	34	16,000
*Nov. 23, 1963	A-RS	L	20	27	25,000
*Nov. 21, 1964	H	L	0	17	45,000
*Nov. 20, 1965	A-RS	L	24	42	42,000
*Nov. 19, 1966	H	W	21	16	34,565
*Nov. 25, 1967	A+	W	31	27	40,000
*Nov. 23, 1968	H	L	7	42	48,165
*Nov. 27, 1969	A+	L	0	33	45,000
*Nov. 21, 1970	H	L	10	24	50,125
*Nov. 20, 1971	A-RS	L	0	15	43,000
*Nov. 25, 1972	H	L	14	24	35,275
*Nov. 24, 1973	A+	W	24	17	42,061
*Nov. 23, 1974	H	L	13	21	38,327
*Nov. 22, 1975	A-RS	L	14	31	36,600
*Nov. 27, 1976	A+	W	30	7	41,000
*Nov. 26, 1977	H	L	14	17	32,856
*Dec. 2, 1978	A-RS	L	7	49	43,301
*Oct. 13, 1979	H	L	6	20	47,109
*Nov. 29, 1980	A+	L	16	22	50,926
*Oct. 10, 1981	H	L	14	26	41,866
*Oct. 9, 1982	A-RS	L	3	21	44,024
*Nov. 26, 1983	H	L	13	16	32,978
*Oct. 13, 1984	A+	L	0	24	54,986
*Oct. 12, 1985	H	L	7	30	38,464
*Oct. 11, 1986	A-RS	W	17	7	49,012
*Oct. 10, 1987	H	L	0	31	40,586
*Oct. 8, 1988	A+	L	10	31	49,818
*Oct. 14, 1989	H	L	13	45	47,520
*Oct. 13, 1990	A-RS	W	47	44	50,114
*Nov. 9, 1991	H	W	38	21	31,895
Sept. 13, 2014	H	L	28	49	60,277
Sept. 19, 2015	A-RS	W	35	24	73,334

KEY:

* Southwest Conference game

+ played at War Memorial Stadium, Little Rock, Ark.

RS-played at Razorback Stadium, Fayetteville, Ark.

SERIES NOTEBOOK

INSIDE THE ARKANSAS SERIES

■ This will be the 38th all-time meeting between the two former Southwest Conference rivals who met annually from 1957-91 until Arkansas departed for the Southeastern Conference. The Red Raiders have won three of the last four games in the series that has historically been controlled by the Razorbacks, who maintain a 29-8 all-time lead.

■ Texas Tech and Arkansas will be meeting in a bowl game for the first time in school history. The two schools have never met at a neutral site as every previous contest in the series has taken place at Jones AT&T Stadium in Lubbock or either War Memorial Stadium in Little Rock or Donald W. Reynolds Razorback Stadium in Fayetteville.

■ Texas Tech has faced Arkansas only twice since the Razorbacks left for the SEC, which came in a home-and-home non-conference series during the 2014-15 seasons. The Razorbacks rushed for 438 rushing yards and controlled the clock to top the Red Raiders, 49-28, to start the series. The Red Raiders returned the favor a year later with Patrick Mahomes II accounting for three touchdowns in a 35-24 victory in Fayetteville. Mahomes finished 26-of-30 in the win, throwing for 243 yards and a touchdown, while also rushing for 58 yards and a pair of touchdowns.

■ The two schools have already scheduled another future non-conference series against one another as Arkansas will travel to Lubbock during the 2030 season followed by a trip to Fayetteville by the Red Raiders a year later. The home-and-home series follows another similar scheduling agreement against fellow Southeastern Conference foe Mississippi State set for the 2028-29 campaigns.

MCGUIRE FACES CHILDHOOD TEAM

■ The matchup against Arkansas will place Joey McGuire on the opposite side of his childhood team. McGuire, who was born in Texarkana on the Texas-Arkansas border, grew up rooting for the Razorbacks, going as far as making his own phone line as 817-297-1HOG when he turned 15. McGuire, who has a large amount of family on his mother's side from the state of Arkansas, recounted many trips to Razorback games as a child either in Fayetteville or at War Memorial Stadium in Little Rock.

STATISTICAL MATCHUP: TEXAS TECH vs. ARKANSAS

CATEGORY	TECH	FBS	BIG 12	ARK	FBS	SEC
Scoring Offense	38.6	5th	1st	30.3	48th	8th
Total Offense	459.8	9th	1st	451.2	13th	3rd
Rushing Offense	161.8	67th	8th	182.0	42nd	5th
Passing Offense	298.1	9th	3rd	269.2	21st	5th
Scoring Defense	34.5	120th	15th	24.9	70th	15th
Total Defense	451.9	123rd	15th	366.0	66th	13th
Rushing Defense	146.6	64th	8th	121.8	32nd	7th
Passing Defense	305.3	132nd	16th	244.2	107th	16th
3rd Down Conversion Percentage	.495	6th	2nd	.430	42nd	8th
3rd Down Conversion Percentage Defense	.369	51st	4th	.355	40th	9th
4th Down Conversion Percentage	.519	74th	12th	.591	42nd	5th
4th Down Conversion Percentage Defense	.560	84th	9th	.552	79th	11th
Red Zone Defense	.885	105th	13th	.833	73rd	14th
Red Zone Offense	.930	6th	1st	.857	60th	7th
QB Sacks Per Game	1.58	103rd	14th	2.08	60th	11th
Tackles for Loss Per Game	5.1	88th	10th	4.8	102nd	15th
Time of Possession	30:10	63rd	8th	30:28	54th	6th
Net Punting	37.3	104th	15th	42.4	13th	8th
Punt Returns	6.1	90th	12th	6.8	85th	12th
Kickoff Returns	21.1	49th	6th	16.9	111th	15th
Fewest Penalty Yards Per Game	64.3	112th	15th	61.0	102nd	12th
Turnover Margin	+2	54th	6th	-9	118th	15th

TEXAS TECH-ARKANSAS CONNECTIONS

■ There will be multiple people on the Texas Tech staff who are familiar with Arkansas offensive line coach Eric Mateos, who served in a similar role at Baylor from 2021-23. Mateos was on the opposite side of the ball from Joey McGuire that season, who departed the Baylor staff in November to accept the Texas Tech position. Fellow Texas Tech assistant coaches Justin "Juice" Johnson and Josh Bookbinder were both on the Baylor staff that season as was head strength and conditioning coach Lance Barilow.

■ Texas Tech has one player from the state of Arkansas in redshirt freshman Garrett Morphis, who grew up in Monticello before moving to Waco, Texas, in high school.

ARKANSAS CAREER NOTABLES

■ Texas Tech does not have a player on its roster that has played Arkansas in his career. Senior defensive lineman De'Brayton Carroll was on the Rice roster in 2021 when the Owls traveled to face Arkansas in Fayetteville but did not play due to a preseason injury that forced him to redshirt. Likewise, junior wide receiver Caleb Douglas was with Florida last year but missed the game due to an injury suffered only a few weeks earlier.

TEXAS TECH VERSUS THE SEC

■ The Red Raiders will be facing a member of the Southeastern Conference in a bowl for the third time in the past four seasons as Texas Tech previously downed Mississippi State in its last visit to the AutoZone Liberty Bowl in 2021 and then Ole Miss in the 2022 TaxAct Texas Bowl.

■ This will be the 13th time the Red Raiders will see a current SEC school in a bowl game as Texas Tech is a 4-7-1 previously in those games. In addition to its recent bowl wins over Mississippi State and Ole Miss, Texas Tech also topped No. 17 Auburn in the 1953 Gator Bowl and No. 20 Tennessee in the 1973 Gator Bowl.

■ The Red Raiders are 5-8 against SEC members since joining the Big 12 in 1996 with three of those victories coming against Ole Miss. Texas Tech swept a home-and-home agreement with the Rebels during the 2002-03 seasons and then topped Ole Miss again in the 2022 TaxAct Texas Bowl. The Red Raiders split a series with Arkansas during that stretch and scored a win over Mississippi State in the 2021 Liberty Bowl.



RED RAIDER NOTEBOOK

TEXAS TECH ALL-TIME IN BOWL GAMES

- The Red Raiders are appearing in a bowl game for the 42nd time in school history after going 6-3 during Big 12 play with wins in three of their last four games. Texas Tech leads all current Big 12 programs for all-time bowl appearances and ranks tied for 20th nationally among NCAA FBS teams alongside Ole Miss and Washington.
- Texas Tech is 17-23-1 all-time in bowl games with wins in 12 of its last 16 contests, including in each of the past three years with victories over SEC counterparts Mississippi State in the 2021 AutoZone Liberty Bowl and Ole Miss in the 2022 TaxAct Texas Bowl. The Red Raiders followed with a 34-14 victory a year ago over Cal in the 2023 Radiance Technologies Independence Bowl.
- Texas Tech will be looking to end its season with a bowl win for a fourth-consecutive season for the first time in program history. The Red Raiders previously ended three-straight seasons from 2002-04 with a bowl win under Mike Leach but failed to extend that streak with a narrow 13-10 loss to No. 13 Alabama in the 2005 Cotton Bowl. Texas Tech has won four-straight bowl games once in its history from 2009-13 but not in consecutive seasons as the Red Raiders were not bowl eligible in 2011 following a disappointing 5-7 campaign.
- Texas Tech's current streak of appearing in four-consecutive bowl games is its longest since the Red Raiders did so over a school record 11-straight years from 2000-10. It matches the second-longest streak in program history from the 1993-96 seasons.
- Joey McGuire is only the second head coach in program history to lead the Red Raiders to bowl games in each of his first three seasons, joining the late Mike Leach, who pushed Texas Tech to a bowl game in each of his 10 seasons.
- McGuire is the first head coach in school history to win a bowl game in each of his first two seasons. With a victory over the Razorbacks, McGuire would join Leach as the only head coaches in school history with three or more career bowl victories. He is already one of four head coaches in program history with multiple bowl wins, joining Leach (5), Spike Dykes (2) and DeWitt Weaver (2).
- Among teams nationally, Texas Tech is one of five schools that qualified for a bowl game this season after winning a bowl game in each of the past three seasons, joining Fresno State, Georgia, Minnesota and Western Kentucky. From that group, the Red Raiders are joined by only Georgia in defeating a power conference opponent in a bowl game to close each of the past three seasons.
- Texas Tech has won nine-consecutive bowl games against unranked opponents, the second-longest such streak by any team nationally this century besides Utah's run of 10 straight from 2001-17. In fact, the Red Raiders have not lost a bowl game to an unranked opponent since falling to Iowa, 19-16, in the 2001 Alamo Bowl.
- This will be Texas Tech's 19th bowl appearance outside the state of Texas and its second in as many seasons. The Red Raiders are 11-6-1 all-time in bowl games located outside the state of Texas, including a 7-1 mark since 2000 alone.

ALL-TIME BOWL APPEARANCE AMONG BIG 12 MEMBERS

School	Bowls
Texas Tech*	41
BYU*	40
West Virginia*	40
TCU*	36
Oklahoma State	34
Arizona State*	33

* indicates bowl eligible this season.

RED RAIDERS IN THE LIBERTY BOWL

- Texas Tech will be making its second all-time appearance in the AutoZone Liberty Bowl after the Red Raiders routed Mississippi State in their last visit to cap the 2021 season. The Liberty Bowl became the 17th different bowl game Texas Tech had attended in its history that season and the first in the state of Tennessee. Since then, Texas Tech has won the TaxAct Texas Bowl in 2022 and then the Radiance Technologies Independence Bowl a year ago, returning to both after previous visits in its history.
- Among its full-time coaches participating in the bowl, only defensive line coach Zarnell Fitch has coached in the Liberty Bowl previously. Fitch was in a similar role at TCU for the 2016 edition of the Liberty Bowl where the Horned Frogs fell, 31-23, to Georgia.

WALKING IN MEMPHIS...

- Texas Tech will be making only its third appearance in the state of Tennessee as the Red Raiders previously opened the 1997 season at No. 5 Tennessee prior to its last trip to the AutoZone Liberty Bowl. The Red Raiders have faced the Vols twice in their history as the two schools also met in the 1973 Gator Bowl. Texas Tech has also faced fellow Tennessee school Vanderbilt once, which ended in a 6-6 tie in the 1974 Peach Bowl.
- Texas Tech does not have a single player on its roster who hails from the Volunteer State. Texas Tech has two coaches on its staff who have previously worked in the state of Tennessee in inside linebackers coach Josh Bookbinder and outside linebackers coach C.J. Ah You. Bookbinder was previously an assistant coach at Carson-Newman from 2010-11, while Ah You was the defensive line coach for Vanderbilt from 2016-18.

LAST TIME AT THE LIBERTY BOWL

- The trip to Memphis will be a familiar one for at least 14 members of the Red Raider roster who were part of Texas Tech's only other appearance in the AutoZone Liberty Bowl. That list features the likes of E'Maurion Banks, Tahj Brooks, Chief Collins, Charles Esters III, Gage Elder, Trent Low, Jackson Knotts, Joseph Plunk, Bryce Ramirez, Caleb Rogers, Isaac Smith, Mason Tharp and Cam'Ron Valdez.
- From that list, five saw action in Texas Tech's bowl win over Mississippi State in Brooks, Rogers, Knotts, Tharp and Ramirez. Rogers was Texas Tech's starting right tackle that night for a balanced Red Raider offense that recorded 512 yards with 260 coming on the ground. Brooks led the Red Raiders with 16 carries for 107 yards and a touchdown that night, marking only his third of his now school-record 23 100-yard games.
- For head coach Joey McGuire, he was with the Red Raiders in Memphis but in a non-coaching role after accepting the Texas Tech position in early November. McGuire attended all practices prior to the Liberty Bowl and also participated in numerous fan events leading up to the 34-7 rout of Mississippi State. The Red Raiders were led by interim head coach Sonny Cumbie, who is completing his third season now as the head coach at Louisiana Tech.

AH YOU, JOHNSON SERVING AS PLAY CALLERS

- Texas Tech will have two new play callers for the AutoZone Liberty Bowl in offensive passing game coordinator and wide receivers coach Justin "Juice" Johnson and outside linebackers coach C.J. Ah You. Johnson is stepping in for former offensive coordinator Zach Kittley, who accepted the head coaching position at Florida Atlantic. Ah You, meanwhile, is replacing defensive coordinator Tim DeRuyter, who departed the staff following the regular season alongside defensive passing game coordinator and secondary coach Marcel Yates.

THE LAST MEETING



TEXAS TECH 35, ARKANSAS 24

Date: Sept. 19, 2015

Location: Fayetteville, Ark. | Attendance: 73,334

FAYETTEVILLE, Ark. (AP) - Patrick Mahomes II accounted for three touchdowns as Texas Tech remained unbeaten with a 35-24 non-conference win over reeling Arkansas.

Mahomes finished 26-of-30 passing for 243 yards and a score, and he also rushed for 58 yards and a pair of touchdowns - leading a Texas Tech offense that finished with 486 total yards. Reginald Davis caught a pair of touchdowns, finishing with five catches for 115 yards.

Alex Collins had 170 yards rushing on 28 carries to lead Arkansas (1-2), which is now 0-9 under coach Bret Bielema in games decided by fewer than 10 points. The Razorbacks gained 424 yards of total offense, including a 16-of-21 passing performance for 196 yards from Brandon Allen.

The Red Raiders averaged 8.4 yards per play against an Arkansas defense that finished the 2014 season ranked 10th in the nation, and DeAndre Washington led the Texas Tech rushing attack with 75 carries on 11 carries.

The Red Raiders gained nearly 10 yards per play in the half - 243 on 25 plays - including a 72-yard touchdown pass from wide receiver Jakeem Grant to Davis to go up 21-14 in the second quarter.

RUSHING: Texas Tech - Washington, De. 11-75; Mahomes, P. 10-58; Stockton, J. 4-45; TEAM 2-minus 7. Arkansas - Alex Collins 28-170; R. Williams 8-31; Brandon Allen 6-22; Damon Mitchell 1-5.

PASSING: Texas Tech - Mahomes, P. 26-30-2-243; Grant, Jakeem 1-1-0-72. Arkansas - Brandon Allen 16-21-1-196.

RECEIVING: Texas Tech - Grant, Jakeem 8-75; Davis, Reginald 5-115; Sadler, Ian 5-57; Batson, Cameron 3-29; Washington, De. 3-16; White, Quinton 2-12; Stockton, J. 1-11. Arkansas - Drew Morgan 4-45; Hunter Henry 4-32; K. Edwards 2-32; R. Williams 2-20; Jared Cornelius 1-34; Jojo Robinson 1-13; Jeremy Sprinkle 1-11; Alex Collins 1-9.

TEAM STATISTICS	TTU	ARK
FIRST DOWNS	24	23
RUSHES-YARDS (NET)	27-171	43-228
PASSING YDS (NET)	315	196
Passes Att-Comp-Int	31-27-2	21-16-1
TOTAL OFFENSE PLAYS-YARDS	58-486	64-424
Fumble Returns-Yards	0-0	0-0
Punt Returns-Yards	0-0	0-0
Kickoff Returns-Yards	4-63	3-58
Interception Returns-Yards	1-0	2-0
Punts (Number-Avg)	0-0-0	1-49-0
Fumbles-Lost	0-0	1-1
Penalties-Yards	4-31	5-43
Possession Time	23:17	36:43
Third-Down Conversions	7 of 10	7 of 11
Fourth-Down Conversions	0 of 0	0 of 0
Red-Zone Scores-Chances	3-4	3-4
Sacks By: Number-Yards	0-0	0-0

SERIES SUPERLATIVES

300-YARD PASSING GAMES

Name	Date	C-A	Yards	TDs
Jamie Gill	Oct. 13, 1990	15-18	337	3
Tom Wilson	Nov. 20, 1965	26-43	319	0

100-YARD RUSHING GAMES

Name	Date	Att.	Yards	TDs
Robert Lewis	Nov. 26, 1983	40	167	1
James Gray	Oct. 14, 1989	32	138	1
Billy Taylor	Nov. 26, 1977	34	124	2
Joe Barnes	Nov. 24, 1973	24	119	0
Anthony Lynn	Oct. 13, 1990	27	116	1
James Gray	Oct. 8, 1989	17	106	1
Larry Isaac	Nov. 27, 1976	21	104	1
George Smith	Nov. 25, 1972	13	101	1

100-YARD RECEIVING GAMES

Name	Date	Rec.	Yards	TDs
Rodney Blackshear	Oct. 13, 1990	6	161	2
Donny Anderson	Nov. 20, 1965	10	143	0
Reginald Davis	Sept. 19, 2015	5	115	0
Renie Baker	Oct. 10, 1981	7	115	0
Wayne Walker	Oct. 12, 1985	6	113	1

TEXAS TECH SIGNING CLASS

HIGH SCHOOL SIGNEES

Name	Pos.	Hometown
Ren Brown	OL	Stanton, Neb.
Connor Carty	OL	Prosper, Texas
Michael Dever	WR	Lubbock, Texas
Tristian Gentry	WR	Stephenville, Texas
Elias Gillen	OL	Rapid City, S.D.
Brock Golwas	LB	Flower Mound, Texas
Danilo Guberinich	OL	Ann Arbor, Mich.
Preztynn Harrison	TE	Mineral Wells, Texas
Michael Henderson III	DB	Dallas, Texas
Bryson Jones	WR	Frisco, Texas
Lloyd Jones III	QB	Hitchcock, Texas
Deante Lindsay	DB	Ada, Okla.
Garin Maley	OL	La Vista, Neb.
Braylan McDonald	DB	Terrell, Texas
Patrick McMath	OL	Katy, Texas
Sean Robinson	TE	Greenbrae, Calif.
Dylan Singleton	DL	New Iberia, La.
Leyton Stone	WR	Lubbock, Texas

NOTE: Texas Tech currently boasts one of the nation's top classes in the country through the transfer portal. Additional information on each of Texas Tech's incoming transfers will be available following the completion of the full 2025 class.

RED RAIDERS SEARCHING FOR WIN NO. 9

■ Texas Tech will look to secure its first nine-win season since 2009 with a win over Arkansas. The nine-win mark has been the goal for the Red Raiders since falling to Colorado early in November as Texas Tech enters its Liberty Bowl appearance with wins in each of its last two games against Oklahoma State and West Virginia.

■ With a win over the Razorbacks, this would be the 15th time in program history that the Red Raiders have recorded nine or more wins in a season. It would be the sixth time the Red Raiders have done so since joining the Big 12 Conference as a charter member in 1996. All five other occurrences came during the Mike Leach era from 2000-09.

■ A victory over Arkansas would also propel the Red Raiders into the offseason on a three-game winning streak, marking the second time under Joey McGuire that Texas Tech has ended its season riding a three-game or better winning streak.

TEXAS TECH HEAD COACHES WITH NINE-WIN SEASONS

Name	No.	Years
Mike Leach	5	2002, 2005, 2007-09
Pete Cawthon	3	1932, 1938, 1940
Spike Dykes	2	1989, 1995
Dell Morgan	1	1941
DeWitt Weaver	1	1953
Jim Carlen	1	1973
Steve Sloan	1	1976

WHERE THE REGULAR SEASON RANKS...

■ Texas Tech secured its third season with six or more Big 12 victories with its win over West Virginia in the regular-season finale, marking the third-consecutive season under Joey McGuire the Red Raiders have won five or more conference games. In its history, Texas Tech had won five or more league games over three-consecutive seasons only once previously from 1995-97 when the Red Raiders were transitioning from the Southwest Conference to the Big 12.

■ The victory over the Mountaineers placed the Red Raiders in a special category as only the third team to win six Big 12 wins since Texas Tech joined the Big 12 in 1996. The Red Raiders were 6-2 in league play in 2005 and then 7-1 in 2008 with both seasons resulting in trips to the Cotton Bowl.

■ Texas Tech's win over West Virginia also punched its first eight-win regular season since 2009. A victory over Arkansas in the bowl game would also mark Texas Tech's first nine-win season since that same 2009 campaign.

■ Texas Tech's win at Oklahoma State a week earlier solidified a 3-2 road record this season with all three wins coming in Big 12 play. The Red Raiders had not won three or more true road games in a season previously since 2008.

SEASON NEWS & TRENDS

■ The start to the season was a point of emphasis for Joey McGuire entering this season as the Red Raiders hoped to improve on the 3-3 starts from each of his first two years. Texas Tech entered the back half of its schedule at 5-1 overall, marking its best record through six games since 2013.

■ Joey McGuire has stressed the importance of getting off to a strong start offensively this season as the Red Raiders are 8-1 in games they score first, including 6-1 during Big 12 play. The lone loss came against Colorado where the Red Raiders led 13-0 early.

■ Texas Tech has elected to receive the opening kickoff in three of its last four games to close the regular season with the lone exception being West Virginia when the Mountaineers won the toss. The Texas Tech offense has responded with a touchdown in all three games and connected on a field goal on its first drive in the win over West Virginia.

NOVEMBER GOOD TO TECH UNDER MCGUIRE

■ Texas Tech put together another strong end to the regular season, finishing 3-1 during the month of November for the third-consecutive season under Joey McGuire. Texas Tech went on the road to top a ranked Iowa State team as well as Oklahoma State before finishing the regular season with a home victory over West Virginia.

■ Joey McGuire is now 9-3 during the month of November, which is the second-highest winning percentage for a Texas Tech head coach in regular-season games in November or December through his first three seasons. McGuire trails only Dell Morgan (1941-50), who was 8-2-1 during the month of November early in his tenure. McGuire's nine overall wins in November are tied with Steve Sloan (9-4 from 1975-77) for the most all-time among head coaches in their first three seasons.

■ In his nearly three full seasons, McGuire is now 9-3 in games played in November, a drastic improvement for a Texas Tech program that was a combined 10-31 (.244) during the month over the previous 11 seasons.

■ Texas Tech's 9-3 record in November since the start of the 2022 season leads the Big 12 among programs who have been in the conference each of those two years.

TECH HEAD COACHES IN NOVEMBER (FIRST 3 SEASONS)

Name	Years	Record
Dell Morgan	1941-42	8-2-1 (.773)
Joey McGuire	2022-23	9-3 (.750)
Steve Sloan	1975-76	9-4 (.692)*
E.Y. Freeland	1925-26	7-3-1 (.681)
DeWitt Weaver	1951-52	8-4-1 (.654)*
Spike Dykes	1987-88	6-3-1 (.650)*

* includes regular-season game played in December

BIG 12 PROGRAMS IN NOVEMBER SINCE 2022 SEASON

School	Record
Texas Tech	9-3
TCU	8-4
West Virginia	7-5
Kansas State	6-6
Kansas	6-6
Iowa State	6-7
Baylor	5-7
Oklahoma State	4-8

Note: Only includes Big 12 members from 2022-24.

ONE OF NATION'S TOUGHEST SCHEDULES

■ Texas Tech played one of the nation's toughest schedules this season as its previous opponents were a combined 83-53 (.610) in games not involving the Red Raiders. That winning percentage ended the season ranked tied for 21st in the FBS and fifth in the Big 12.

■ The unpredictability and depth of the Big 12 led to the Red Raiders facing eight opponents who are bowl-bound, including three of the top four teams in the Big 12 standings in Colorado (9-3), Arizona State (11-2) and Iowa State (10-3). The Red Raiders were 2-1 against those three teams, defeating College Football Playoff selection Arizona State and Iowa State, both of the Big 12's title game participants. Each of Texas Tech's four losses this season - at Washington State, at home versus Baylor, at TCU and versus Colorado - were all to teams set to participate in a bowl game.

TOUGHEST BIG 12 SCHEDULES THROUGH WEEK 13

School	Wins	Losses	Pct.
1. Kansas	91	45	.669
2. Oklahoma State	85	51	.625
3. UCF	84	52	.618
4. Cincinnati	83	53	.610
5. Texas Tech	83	54	.606





THE UNOFFICIAL HOME OF THE THSCA

Since his hire as Texas Tech's head coach, **Joey McGuire** has made it a point to brand the Red Raiders the "unofficial home of the Texas High School Coaches Association." Already a Hall of Famer, himself, McGuire has hired a charter staff filled with experience at both the collegiate and high school levels with four assistant coaches who have previous ties to the THSCA as well as a slew of support staff members.

TEXAS TECH FOOTBALL STAFF WITH THSCA TIES

Name	THSCA Position
Joey McGuire	Cedar Hill Head Coach (2003-16)
Kenny Perry	Arlington Bowie (2006-12)/Halton City (2004-05)/Sam Houston (2000-03)
Josh Cochran	Lindale Asst. Coach (2015)
Justin "Juice" Johnson	Plano West Asst. Coach (2013) / Berkner Asst. Coach (2015)
Zarnell Fitch	Lincoln Head Coach (2013) / Asst. Coach (2011-12)
Jah'Shawn Johnson (Defensive GA)	Ennis Asst. Coach (2020-21)
Brian Nance (Dir. of Scouting)	Temple Asst. Coach (2018)
Dave Martin (Dir. of Player Development)	Cedar Hill Asst. Coach (1999-03)

Texas Tech also has three current student-athletes on its roster whose fathers are prominent high school coaches in the state in Allen's Lee Wiginton, the father of junior wide receiver Haydon Wiginton, Amarillo Tascosa's Ken Plunk, the father of senior defensive back Joseph Plunk and Eastland's James Morton, the father of junior quarterback Behren Morton. Lee Wiginton is the past president of the THSCA.

NAIL BITTERS

- Texas Tech has gone down to the wire to secure six of its eight wins this season as the Red Raiders are 6-1 in games determined by eight points or less. The Red Raiders are 13-4 in one-possession games under Joey McGuire, a drastic improvement for a program that was only 13-20 the seven seasons prior to his arrival. Texas Tech was 4-0 in one-possession games during McGuire's debut season in 2022 before finishing 3-3 a year ago and 6-1 already this season.
- Texas Tech enters bowl season tied for the second-most one-possession wins in the FBS alongside Arizona State (6-1) and Arkansas State (6-1) as the trio only trails Syracuse, which is 7-2 in tight games this season. Of note, Arizona State's lone loss by eight or fewer points came in its Big 12 opener earlier this season to the Red Raiders. Texas Tech is one of 12 FBS schools to play in seven or more one-possession games and one of two to do so from the Big 12.
- Texas Tech is an impressive 9-1 at home in one-possession games under McGuire with the lone loss coming early in the 2023 season to No. 13 Oregon. The Red Raiders are 4-3 on the road, including three wins this season at Arizona, Iowa State and Oklahoma State. Texas Tech also won a one-possession game at Iowa State in 2022 and Kansas a year ago.

FBS LEADERS FOR ONE-POSSESSION WINS THIS SEASON

Team	One Score Games	Record
Syracuse	9	7-2
Texas Tech	7	6-1
Arizona State	7	6-1
Arkansas State	7	6-1

BACK-TO-BACK ONE POINT GAMES ARE RARE

- Texas Tech split consecutive one-point games late in the season after falling at TCU, 35-34, before returning the favor with a 23-22 victory at No. 11/10 Iowa State. It's a feat that's not too common in Texas Tech's history as the Red Raiders had not previously played in consecutive one-point games since 1987. The Red Raiders closed their first season under Spike Dykes with a 36-35 victory over TCU followed by a 10-10 tie at Houston. Texas Tech had not played consecutive one-point games without a tie since 1982 when the Red Raiders edged Air Force, 31-10, and then fell at Baylor, 24-23.

ABOUT THE STRONG START TO BIG 12 PLAY

- Texas Tech's loss to Baylor halted a 3-0 start to Big 12 play for the Red Raiders, who had not previously opened their league slate with three-consecutive wins since 2013. It was the fifth time in program history for Texas Tech to start 3-0 overall as a Big 12 member as the Red Raiders also did so in 2013, 2008, 2005 and 1998. Texas Tech has now reached a bowl game in every season it has started Big 12 play with three-straight victories.

TEXAS TECH 3-0 STARTS ALL-TIME IN BIG 12 PLAY

Year	Big 12 Start	Wins	Final Record
2013	4-0	TCU, KU, ISU, WVU	8-5
2008	6-0	KSU, NEB, A&M, KU, UT, OSU	11-2
2024	3-0	ASU, CINCY, ARIZ	8-4
2005	3-0	KU, NEB, KSU	9-3
1998	3-0	ISU, BU, OSU	7-5

BALANCE ON DISPLAY OFFENSIVELY

- Heading into the season, Joey McGuire and offensive coordinator Zach Kittley raved about the upgrade in offensive skill, which would allow the Red Raiders to be more balanced and not rely solely on the legs of Tajh Brooks. In its eight wins this season, Texas Tech is near 50-50 in its run/pass selections with 279 combined rushing attempts to 309 passes. The Red Raiders attempted more rushes than passes in two of those wins against North Texas and Cincinnati and had an equal 50-50 split with 29 rushes and 29 passes at Arizona.
- Since the start of the 2000 season, Texas Tech has been among the most active teams in the country for passing attempts. Needless to say, there haven't been many opportunities where the Red Raiders have finished with more rushing attempts than passes. It has happened 14 times already in McGuire's tenure as the Red Raiders are a combined 11-3 in those games, including a 2-1 mark this season.
- Texas Tech, even with the loss of Tajh Brooks for the Washington State game, is still averaging 161.8 rushing yards per contest to complement its efforts through the air whereas the Red Raiders are ninth nationally and third in the Big 12 with 298.1 passing yards per game. That rushing average is around Texas Tech's mark a year ago, while the Red Raiders have steadily improved on their 224.0 passing yards per game average from 2023. Texas Tech enters bowl season ranked ninth nationally, averaging an impressive 459.8 yards of total offense per game.

ON THIS DATE IN HISTORY

TEXAS TECH 55, AIR FORCE 41

Date: Dec. 27, 1995

Location: Tucson, Ariz. | Attendance: 41,004



Recap: Byron Hanspard rushed for 201 of his game-high 260 yards in the second half to lead Texas Tech to a 55-41 in the 1995 Weiser Lock Copper Bowl to end the Red Raiders' season with a 9-3 record. Hanspard, the game's MVP, found the end zone four times on the ground, matching the most ever by a Red Raider in a bowl game.

His second-half performance outshined a stellar start by the Red Raider offense, which used a no-huddle, four-receiver passing attack on Air Force in the first half. The Red Raiders jumped out to a 28-7 lead early in the second half with drives of 80, 75, 74 and 80 yards. Zebbie Lethridge amassed a career-high 305 yards of total offense by halftime alone before giving way to a steady dose of Hanspard after the intermission.

Air Force rallied to trail 31-28 in the third quarter, but the Red Raiders countered with a 79-yard touchdown drive capped by a 2-yard Hanspard scoring run. Hanspard rushed for 53 yards during that drive alone to push Texas Tech to its second nine-win season under legendary coach Spike Dykes.

TEXAS TECH ALL-TIME ON DEC. 27

Year	Opponent	Result
2000	East Carolina	L, 27-40
1995	Air Force	W, 55-41

2025 SEASON OPENER



Opponent	Arkansas-Pine Bluff
Date	Aug. 30, 2025
Location	Jones AT&T Stadium
Series Record	First Meeting

NOTES

- This will be the first meeting all-time between Texas Tech and Arkansas-Pine Bluff, which will serve as the Red Raiders' season opener for both the 2025 and 2027 campaigns. The Golden Lions finished 3-9 this season playing in the Southwestern Athletic Conference (SWAC).
- The Golden Lions kick off at least three-consecutive weeks at home for the Red Raiders, who will also host Kent State on Sept. 6 and then Oregon State on Sept. 13 to close non-conference play. Texas Tech's full Big 12 schedule has not been announced yet by the conference office.

2025 TEXAS TECH FOOTBALL SCHEDULE

- Aug. 30 - Arkansas-Pine Bluff
- Sept. 6 - Kent State
- Sept. 13 - Oregon State
- TBD - BYU
- TBD - Kansas
- TBD - Oklahoma State
- TBD - UCF
- TBD - at Arizona State
- TBD - at Houston
- TBD - at Kansas State
- TBD - at Utah
- TBD - at West Virginia



BIG 12 CONFERENCE STANDINGS

	CONF	PCT.	OVERALL	STK
Arizona State	7-2	.778	11-2	W6
Iowa State	7-2	.778	10-3	L1
BYU	7-2	.778	10-2	W1
Colorado	7-2	.778	9-3	W1
Texas Tech	6-3	.667	8-4	W2
Baylor	6-3	.667	8-4	W6
TCU	6-3	.667	8-4	W3
Kansas State	5-4	.556	8-4	L1
West Virginia	5-4	.556	6-7	L2
Kansas	4-5	.444	5-7	L1
Cincinnati	3-6	.333	5-7	L5
Houston	3-6	.333	4-8	L3
Utah	2-7	.222	5-7	W1
Arizona	2-7	.222	4-8	L2
UCF	2-7	.222	4-8	L3
Oklahoma State	0-9	.000	3-9	L9

BIG 12 BOWL SCHEDULE all times Central

TUESDAY, DECEMBER 17

Scooter's Coffee Frisco Bowl (Frisco, Texas)
 Memphis def. West Virginia, 42-37

THURSDAY, DECEMBER 26

Rate Bowl (Phoenix, Ariz.)
 Kansas State vs. Rutgers 4:30 p.m.

FRIDAY, DECEMBER 27

Liberty Bowl (Memphis, Tenn.)
 Texas Tech vs. Arkansas 6 p.m.

SATURDAY, DECEMBER 28

Isleta New Mexico Bowl (Albuquerque, N.M.)
 TCU vs. Louisiana 1:15 p.m.

Pop-Tarts Bowl (Orlando, Fla.)

Iowa State vs. Miami 2:30 p.m.

Valero Alamo Bowl (San Antonio, Texas)

Colorado vs. BYU 6:30 p.m.

TUESDAY, DECEMBER 31

Kinder's Texas Bowl (Houston, Texas)
 Baylor vs. LSU 2:30 p.m.

WEDNESDAY, JANUARY 1

Chick-Fil-A Peach Bowl (Atlanta, Ga.)
 Arizona State vs. TBD 12 p.m.

The Big 12 Bowl Pool consists of Baylor, BYU, Cincinnati, UCF, Houston, Iowa State, Kansas, Kansas State, Oklahoma State, TCU, Texas Tech and West Virginia, if eligible.

Pac 12 Legacy teams Arizona, Arizona State, Colorado and Utah will be slotted to Pac 12 Legacy bowl sites, if eligible.

THE HOTTEST TICKET IN TOWN

■ Texas Tech sold out of season tickets for the second consecutive season in early May as Red Raider fans purchased more than 32,000 season passes for the 2024 campaign. Texas Tech also sold out of its entire premium seating inventory in all areas of Jones AT&T Stadium, including the new south end zone addition.

■ Over his three seasons as head coach, Texas Tech has added more than 13,000 season tickets since McGuire's hiring in November 2021. Texas Tech previously sold 28,000 season tickets for McGuire's debut season in 2022, which, like this year's total, ranks among the top-10 highest season ticket counts in program history.

■ Texas Tech had a capacity crowd of 60,229 fans on hand four times this season with sellouts against Abilene Christian, Cincinnati, Baylor and Colorado.

■ Texas Tech averaged 58,623 fans inside Jones AT&T Stadium this season, which ranked 31st nationally and second in the Big 12 Conference behind only BYU. It ranked as the second-highest single-season average in school history, slightly trailing the 2014 average of 58,934 over six games.

TEXAS TECH HOME TICKET STATUS FOR 2024

Date	Opponent	Ticket Status
Aug. 31	Abilene Christian	Sold Out (60,229)
Sept. 14	North Texas	57,865
Sept. 21	Arizona State	58,795
Sept. 28	Cincinnati	Sold Out (60,229)
Oct. 19	Baylor	Sold Out (60,229)
Nov. 9	Colorado	Sold Out (60,229)
Nov. 30	West Virginia	52,785

* indicates an advanced sellout

FIVE RED RAIDERS ON ALL-BIG 12 TEAMS

■ Texas Tech had five players named to the first and second All-Big 12 teams by the conference coaches following the regular season. The first team consisted of linebacker Jacob Rodriguez, who also picked up an honorable mention nod for Defensive Player of the Year. Rodriguez is the third Texas Tech linebacker to ever earn first-team All-Big 12 honors, joining the likes of Jordyn Brooks in 2019, who is in his fifth NFL season, as well as Dakota Allen in 2018.

■ Red Raiders on the second team included three players from the offense - running back Tahj Brooks, wide receiver Josh Kelly and tight end Jalin Conyers - and placekicker Gino Garcia. Brooks also earned an honorable mention nod for offensive player of the year and was tabbed the Big 12 Co-Scholar-Athlete of the Year alongside Jalon Daniels (Kansas).

■ In addition, Texas Tech had three honorable mention All-Big 12 picks in offensive lineman Caleb Rogers, return specialist Drae McCray and defensive back C.J. Baskerville.

IT'S ALL (WEST) TEXAS

Since his arrival at Texas Tech, Joey McGuire has made it clear the Red Raiders will be built by the best talent the Lone Star State has to offer. Texas Tech boasts 98 players on its roster from the state of Texas alone, which leads all power-five programs and ranks second among all FBS programs in the state.

NUMBER OF TEXAS NATIVES ON FBS ROSTERS

Texas Tech	98
Sam Houston State	98
North Texas	95
UTSA	91
TCU	89
Texas A&M	85
Texas	78
SMU	78
Baylor	76

Note: Numbers are reflective of active rosters on Aug. 19.

DEGREES IN HAND

■ The Red Raiders will have 26 student-athletes who are current college graduates ahead of the AutoZone Liberty Bowl, including 20 who earned their degree from Texas Tech. The list of graduates grew by six earlier this month as Luke Dillingham, A.J. McCarty, Drae McCray, Isaac Smith and Mason Tharp all earned their diplomas from Texas Tech as part of the fall semester commencement ceremonies.

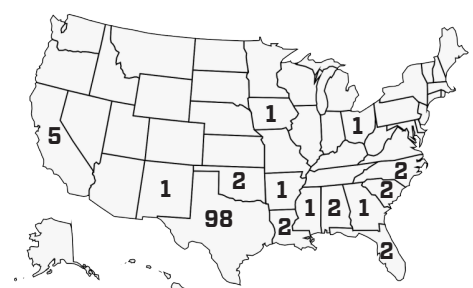
COLLEGE GRADUATES ENTERING LIBERTY BOWL

Name	Degree
Brady Boyd	University Studies
Tahj Brooks	Sport Management
Jordan Brown	University Studies
Reese Burkhardt	University Studies
Sam Carrell	University Studies
De'Braylon Carroll	Sport Management*
Jalin Conyers	Liberal Studies*
Luke Dillingham	Criminology
Gino Garcia	University Studies
James Hansen	Interdisciplinary Studies*
Drew Hocutt	Management
Jaxon Hughes	History*
Josh Kelly	Humanities*
Quincy Ledet Jr.	University Studies
Trent Low	Finance
Bralyn Lux	University Studies
A.J. McCarty	University Studies
Drae McCray	University Studies
Joseph Plunk	Sport Management
Bryce Ramirez	Information Technology
Jacob Rodriguez	General Studies
Caleb Rogers	University Studies
Vinny Sciury	Communications Studies*
Isaac Smith	University Studies
Mason Tharp	Supply Chain Management
Haydon Wiginton	Sport Management

* indicates degree earned prior to arrival at Texas Tech.

FIVE RED RAIDERS NAMED TEAM CAPTAINS

■ Joey McGuire announced back in January the naming of five team captains for the 2024 season in senior running back Tahj Brooks, senior offensive lineman Caleb Rogers, junior quarterback Behren Morton, junior linebacker Jacob Rodriguez and senior linebacker Bryce Ramirez. The five captains, all previous members of McGuire's leadership committee during the 2023 season, were tasked with identifying and developing new leaders for the football program throughout spring practices as well as enhancing Texas Tech's player-led culture. This is the first time during McGuire's tenure he has named set captains as he previously relied on a leadership committee of upperclassmen from each position group.



International: 2





RED RAIDERS NOTCH WIN NO. 600

■ The Red Raiders secured their 600th all-time win against Arizona State as Texas Tech is now 605-485-32 over its 99-plus seasons of football. Among power conference schools founded since 1900, it is the third-most wins nationally, trailing only Miami (660) and UCLA (631).

HELMET COMMUNICATION NOT NEW HERE

■ One of the major rule changes for the 2024 football season will be the implementation of helmet communications. Texas Tech offensive coordinator Zach Kittley will be able to speak directly to quarterback Behren Morton up to the 15-second on the play clock. On the defensive side, coordinator Tim DeRuyter will send the play in through inside linebacker Jacob Rodriguez, who will call it out to the secondary and front seven.

■ Texas Tech is one of only a handful of teams with experience using headset communications as the Red Raiders utilized it this past season in the Independence Bowl. In fact, Texas Tech and Cal were the first teams to roll out the new technology during bowl season as 14 different games either used helmet communications or sideline smart tables.

AMENDOLA PART OF HALL OF FAME CLASS

■ Legendary Texas Tech wide receiver and return specialist Danny Amendola was among the six inductees to the Texas Tech Hall of Fame during a ceremony prior to the Colorado game.

■ Amendola was a three-time All-Big 12 honoree, earning first-team accolades as a punt returner in 2004. He remains one of the best wide receivers in school history after catching 204 passes for 2,246 yards and 15 touchdowns over his four seasons, ending his tenure in scarlet and black as one of only the five Red Raiders at the time to record 200 career receptions. Amendola still ranks as one of only three Red Raiders in program history to total more than 100 returns and 1,000 punt return yards in a career.

HOMETOWN PRIDE

■ Texas Tech will continue to recognize the hometowns of every student-athlete on its roster this season with a special decal on the back of each gameday helmet. The decal will feature a throwback Masked Rider logo with the area code associated with each student-athlete's hometown as part of an initiative started in 2022 by head coach Joey McGuire.

WELCOME TO THE THREE STRIPE LIFE

■ Texas Tech has a new footwear, uniform, apparel and accessory partner beginning with the 2024 season after signing a 10-year agreement with adidas. The collaboration comes as part of adidas' evolving work with brand partner and Texas Tech alumnus Patrick Mahomes II, who will be the first adidas athlete to have his logo featured on official collegiate apparel. Texas Tech and adidas have already launched co-branded apparel featuring Mahomes' signature Gladiator logo.

■ On a busy day in college athletics, the Texas Tech and adidas announcement reached 17 million users across social media platforms as part of a large-scale unveiling that incorporated "ripping the tape" off the partnership, a reference to the shirt Mahomes famously wore the 2019 Men's Final Four.

■ As part of the partnership, all eligible student-athletes at Texas Tech will have the opportunity to join the brand's historic NIL Ambassador Network, which gives all student-athletes at adidas-partnered Division 1 schools the chance to benefit from their Name, Image and Likeness. Since its inception, over 12,000 student-athletes nationwide across a variety of sports have participated in the network, earning a percentage of the sales they drive for key products and campaigns.

MAHOMES GLADIATOR UNIFORM REVEALED

■ adidas and Patrick Mahomes unveiled a new Texas Tech football uniform that features Mahomes' signature "Gladiator" logo – one of the first times in history that an athlete's personal brand has been included in official on-field apparel. The Red Raiders utilized the Mahomes Strategy uniform for the first time at home against Colorado earlier this season.

■ The Mahomes Strategy uniform features a Dark Grey tackle swill with printed metallic films and Power Red accents. Inspired by the 45-degree bevel found across Texas Tech's campus and the angular nature of Mahomes' iconography, the helmet, logos and numbers are displayed in a metallic film with galvanized finishes.

■ Tech's Mahomes Strategy uniform is the latest addition to the partnership between adidas, Mahomes and Texas Tech that has repeatedly established new firsts in collegiate athletics and NIL. In addition to the uniform unveil, there are several other product offerings for Red Raiders fans included in the new Texas Tech x Patrick Mahomes collection, including a Dark Grey quarter-zip, fleece hoodie and new colorway of the Ultraboost 5X – all featuring Mahomes' Gladiator logo.

UNIFORM TRACKER

Over the past decade, Texas Tech has been among the most innovative teams in the country related to team uniforms. Here's a look at Texas Tech's record in various uniform combinations since the start of the 2000 season.

Helmet-Jersey-Pants	2024	Record
Black-Red-Black	1-1	30-7
White-White-White	1-1	13-10
Black-Black-Black	1-0	36-22
Black-White-Black	--	24-24
Black-Black-White	1-0	8-5
Black-Red-Red	1-0	19-2
Black-White-White	--	15-18
Black-White-Red	0-1	4-6
Red-White-Red	--	2-4
Black-Red-White	1-0	6-1
White-Black-White	--	2-2
Red-White-Black	--	1-3
Gray-White-Gray	--	1-3
Red-Red-Red	--	1-2
White-Red-Red	--	1-2
White-White-Red	--	0-2
Red-White-White	--	1-1
Black-Gray-Black	--	1-0
Black-Black-Gray	--	1-0
Gray-Gray-Gray	--	1-0
Black-Black-Red	--	0-1
White-White-Black	2-0	3-0
White-Red-White	--	1-0
Red-Red-White	--	1-0
Red-Red-Black	--	0-1
Red-Black-White	--	0-1
Red-Black-Black	--	1-0
Black-White-Gray	--	0-1

Specialty Uniforms

Throwbacks 2014-23		5-9
adidas Gladiator Strategy (2024)	0-1	0-1
Wounded Warrior (2010)		1-0
Wounded Warrior (2011)		0-1
Lone Star Pride (2012)		0-1
Lone Survivor (2013)		0-1
Lone Star Pride (2013)		0-1
White Ombre' (2014)		0-1
Lone Star Pride (2014)		0-1
Black Ombre' (2014)		0-1

2024 UNIFORM TRACKER

Opponent	Combo	Result
Abilene Christian	Black-Red-Black	W, 52-51 (OT)
at Washington State	White-White-White	L, 16-37
North Texas	Black-Red-White	W, 66-21
Arizona State	Black-Red-Red	W, 30-22
Cincinnati	Black-Black-Black	W, 44-41
at Arizona	White-White-Black	W, 28-22
Baylor	Black-Red-Black	L, 35-59
at TCU	Black-White-Red	L, 34-35
at Iowa State	White-White-Black	W, 23-22
Colorado	adidas Strategy	L, 27-41
at Oklahoma State	White-White-White	W, 56-48
West Virginia	Black-Black-White	W, 52-15

JOEY MCGUIRE FILE

Hometown	Crowley, Texas
Education	Texas-Arlington '95 (Kinesiology)
Wife	Debbie
Children	Daughter: Raegan; Son: Garret

COACHING HISTORY

Year	Position
2022-present	Texas Tech Head Coach
2020-21	Baylor Assoc. Head Coach (Outside Linebackers)
2019	Baylor Associate Head Coach (Defensive Ends)
2017-18	Baylor Assistant Coach (Tight Ends)
2003-16	Cedar Hill High School Head Coach
1997-02	Cedar Hill High School Assistant Coach
1995-96	Crowley High School Assistant Coach

BOWL GAMES (6)

2024	AutoZone Liberty Bowl
2023	Radiance Technologies Independence Bowl
2022	TaxAct Texas Bowl
2021	Allstate Sugar Bowl*
2019	Allstate Sugar Bowl
2018	Academy Sports + Outdoors Texas Bowl

* bowl came after he already accepted the Texas Tech position.

RECORD vs. OPPONENTS

Opponent	Overall	Home	Away	Neutral
Abilene Christian	1-0	1-0	0-0	0-0
Arizona	1-0	0-0	1-0	0-0
Arizona State	1-0	1-0	0-0	0-0
Baylor	1-2	0-2	1-0	0-0
BYU	0-1	0-0	0-1	0-0
California	1-0	0-0	0-0	1-0
Cincinnati	1-0	1-0	0-0	0-0
Colorado	0-1	0-1	0-0	0-0
Houston	2-0	2-0	0-0	0-0
Iowa State	2-0	0-0	2-0	0-0
Kansas	2-0	1-0	1-0	0-0
Kansas State	0-2	0-1	0-1	0-0
Murray State	1-0	1-0	0-0	0-0
N.C. State	0-1	0-0	0-1	0-0
North Texas	1-0	1-0	0-0	0-0
Oklahoma	1-0	1-0	0-0	0-0
Oklahoma State	1-1	0-0	1-1	0-0
Ole Miss	1-0	0-0	0-0	1-0
Oregon	0-1	0-1	0-0	0-0
Tarleton State	1-0	1-0	0-0	0-0
TCU	1-2	1-0	0-2	0-0
Texas	1-1	1-0	0-1	0-0
UCF	1-0	1-0	0-0	0-0
Washington State	0-1	0-0	0-1	0-0
West Virginia	2-1	2-0	0-1	0-0
Wyoming	0-1	0-0	0-1	0-0

RECORD vs. CONFERENCES

Conference	Overall	Home	Away	Neutral
American	2-0	2-0	0-0	0-0
ACC	0-1	0-0	0-1	0-0
Big Ten	0-0	0-0	0-0	0-0
Big 12	16-11	10-4	6-7	0-0
Conference USA	0-0	0-0	0-0	0-0
FBS Independents	0-0	0-0	0-0	0-0
Mid-American	0-0	0-0	0-0	0-0
Mountain West	0-1	0-0	0-1	0-0
Pac-12	1-2	0-1	0-1	1-0
SEC	1-0	0-0	0-0	1-0
Sun Belt	0-0	0-0	0-0	0-0
FCS Opponents	3-0	3-0	0-0	0-0



HEAD COACH JOEY MCGUIRE

THE HALL OF FAMER

■ There likely isn't a power conference football program in the state of Texas with better ties to its high school coaches than at Texas Tech as McGuire hired six members of his charter coaching staff that have ties to the Texas High School Coaches Association (THSCA). McGuire, himself, is already a legend at the prep level as a member of the THSCA Hall of Honor and the Texas High School Football Hall of Fame.

■ McGuire, owner of three state titles as head coach of Cedar Hill High School in the Dallas-Fort Worth metroplex, was inducted into the THSCA Hall of Honor (THSCA) in 2020 and then the Texas High School Football Hall of Fame in 2022 in the months after accepting the Texas Tech position. McGuire is still an avid speaker at the annual THSCA Convention and regularly hosts clinics for high school coaches each year.

NOT THE ONLY COACH IN THE FAMILY

■ Texas Tech will have a second member of the McGuire family on its sidelines beginning next year as Garret McGuire has been named running backs coach for the 2025 season. The younger McGuire previously played under his father at quarterback at Cedar Hill High School before enjoying four years as a backup quarterback at Baylor. He joined the coaching profession immediately after, serving as an offensive assistant with the NFL's Carolina Panthers (2021-22) and then as the wide receivers coach for Nebraska the past two seasons (2023-24).

■ Garret isn't the only McGuire building an impressive career, either, as Raegan McGuire is a fashion designer for AMUR in New York City. Her designs have been worn by several high-profile figures, including Natalie Biden, the granddaughter of President Joe Biden, as well as Taylor Swift during her spring 2023 Eras Tour.

AN NFL FRONT OFFICE

■ Under McGuire, Texas Tech's personnel department resembles an NFL front office, a unique approach in the world of college football. Texas Tech's personnel department is overseen by general manager James Blanchard, who was McGuire's first hire after accepting the Texas Tech position. Blanchard has the ability to offer any potential recruit he and his staff feel will fit at Texas Tech, allowing McGuire's coaching staff to prioritize player development.

■ The setup has paved the way for consecutive top-25 classes as the Red Raiders ranked as high as No. 23 each of the past two years by the likes of Rivals and On3.com. Texas Tech's 2023 class ranked as high as No. 23 nationally by Rivals, marking its highest-rated class in more than a decade. Its 2024 class, meanwhile, was the highest-rated class in the Big 12 at No. 23 overall, a testament to McGuire and his staff's ties to the state of Texas. The Red Raiders currently boast one of the nation's highest-rated transfer classes in the country.

CEDAR HILL CONNECTIONS

■ McGuire made his name in the coaching profession during his 14 seasons leading Cedar Hill High School in the Dallas-Fort Worth metroplex. McGuire has had five former Cedar Hill standouts on the Texas Tech roster already during his tenure, including outside linebacker Charles Esters III this season.

■ While he did not graduate from Cedar Hill, Jordan Brown attended the high school up until his senior year as he was a freshman when McGuire departed from Cedar Hill. His older brother, Laquionte Gonzalez, was on a Cedar Hill team under McGuire that played in the Class 6A state title game as a senior in 2012.



THE BRAND

The core tenant under McGuire revolves around The Brand, which stands for his desire that the Red Raiders be the "toughest, hardest-working, most-competitive team in the country." On his final interview for the Texas Tech position, McGuire described his vision for the Red Raider program using The Brand, which President Lawrence Schovanec said "describes West Texas."



WHAT'S NEXT!

Step into any Texas Tech practice and the phrase "What's Next!" is one you'll hear early and often. No matter if something good or bad happens on the field, McGuire and his staff stress a "What's Next!" mentality, emphasizing that the focus should be on the next play or rep. And for reference, the phrase is always a statement, never a question, as evidenced by its exclamation point at its end.



TAKE THREE UNIVERSITY

McGuire, a defensive coach at heart, heavily utilizes the phrase "Take Three" as a program. The phrase has transformed into a rallying cry from the defense with in-house video production signaling "one," "two" or "three" each time the Red Raiders create a takeaway. McGuire, prior to each game, regularly wears a t-shirt designed for the defense that says "Take Three University."



ONE OF THE QUICKEST TO 23 WINS

■ Joey McGuire recorded his 23rd career win against West Virginia, continuing his strong start to his Texas Tech tenure. McGuire is the fourth head coach in program history to reach 23 wins in 38 or fewer games at Texas Tech, joining Steve Sloan (23-12), DeWitt Weaver (24-12-2) and Pete Cawthon (26-12).

HEAD COACHING RECORDS THROUGH 38 CAREER GAMES

Name	Record (38)	Game No.	39 Result
E.Y. Freeland*	21-10-6*		--
Grady Higgenbotham*	1-7-2*		--
Pete Cawthon	26-12	W, vs. Kansas State	
Dell Morgan	19-18-1	L, at TCU	
DeWitt Weaver	24-12-2	L, at LSU	
JT King	15-22-1	W, vs. Washington State	
Jim Carlen	22-16	W, at Oklahoma State	
Steve Sloan*	23-12*		--
Rex Dockery	15-16-2*		--
Jerry Moore	10-26-2	W, at Rice	
David McWilliams*	7-4*		--
Spike Dykes	21-16-1	L, at No. 19 Texas A&M	
Mike Leach	22-16	W, vs. Clemson	
Tommy Tuberville*	20-17*		--
Kliff Kingsbury	19-19	W, vs. Stephen F. Austin	
Matt Wells*	13-17*		--
Joey McGuire	23-15		--

* designates head coaches who did not reach 38 games.

* indicates final record as Texas Tech's head coach

BIG 12 VICTORIES UNDER MCGUIRE

■ The win over West Virginia marked Texas Tech's 16th Big 12 victory under Joey McGuire, who has led the Red Raiders to at least five conference wins in each of his three seasons.

■ McGuire has returned the Red Raiders to being one of the Big 12's most competitive teams as Texas Tech was 5-4 in each of his first two seasons and then 6-3 this year. Prior to this season, Texas Tech had not recorded a winning conference record since 2009 as the Red Raiders were a combined 36-71 (.336) in the 12 years prior to McGuire's arrival with no seasons of at least a .500 record.

■ In its nearly 30 years as a Big 12 member, Texas Tech had never finished above .500 in league play over three-consecutive seasons prior to McGuire's arrival. The Red Raiders experienced a nine-year stretch from 2001-09 where Texas Tech, playing an eight-game conference schedule, recorded at least a 4-4 mark against its Big 12 opponents.

■ Texas Tech had finished with at least five conference wins in three straight years only once in its history from 1995-97 while transitioning from the Southwest Conference to the Big 12. That stretch coincided with a seven-year period with a winning conference record as Texas Tech finished above .500 in league play each year from 1991-97.

■ Dating back to Texas Tech's acceptance into the Southwest Conference in 1960, McGuire is one of only two head coaches in history to win 16 or more league games in his first 28 games, joining the likes of Jim Carlen. Carlen was also 16-11 at the same point in his tenure, which spanned the 1970-74 seasons. Steve Sloan also had a strong league record early in his tenure, finishing 15-8 overall in Southwest Conference play during his three seasons from 1975-77.

TECH HEAD COACHES OVER FIRST 27 LEAGUE GAMES

Name	Years	Record
Jim Carlen	1970-73	16-11
Joey McGuire	2022-present	16-11
Steve Sloan	1975-77	15-8*

* resigned with only 23 conference games in his tenure.

THE BOOK ON FOURTH DOWNS

■ Much has been said about Joey McGuire's aggressive approach to fourth downs over his nearly three full seasons. That approach has evolved this season, though, as Texas Tech has gone for it on fourth down only 27 times, significantly less than the combined 89 attempts the past two seasons.

■ The Red Raiders have been among the most-aggressive teams on fourth downs under McGuire, converting 71 of their 116 attempts (.612) over his two-plus seasons. Texas Tech was 24-of-37 on fourth downs in 2023 after going 33-of-52 during McGuire's debut season in 2022.

■ It's not the fact that the Red Raiders are so daring under McGuire that's impressive. It's the fact that it's proven to be successful, too. The Red Raiders are a combined plus-134 over his three seasons in the plus/minus scale, which is determined based on the result of Texas Tech's ongoing drive or points scored by an opponent on a failed attempt.

■ In total, the Red Raiders have gone for it on fourth down at least five times in 10 different games under McGuire. Texas Tech has converted at least one fourth down in 31 of 38 games under McGuire and has attempted at least one fourth down conversion in all but four games, including three times this year against Arizona State, Arizona and West Virginia.

RED RAIDERS ON FOURTH DOWNS ATTEMPTS IN 2024

Game	4th Downs	Pts. Gained	Pts. Lost	+/-
Abilene Christian	1-3	7	14	-7
Washington State	1-5	0	17	-17
North Texas	1-1	7	0	+7
Arizona State	0-0	0	0	0
Cincinnati	0-1	0	7	-7
Arizona	0-0	0	0	0
Baylor	5-6	28	7	+21
TCU	2-2	7	0	+7
Iowa State	1-2	7	0	+7
Colorado	1-4	7	7	0
Oklahoma State	2-3	14	7	+7
West Virginia	0-0	0	0	0
Totals	14-27	77	59	+18
2022 Totals	33-52	129	51	+78
2023 Totals	24-37	61	23	+38
McGuire totals	71-116	267	133	+134

NEWS & NOTES ON MCGUIRE...

■ McGuire became the first head coach in school history to win a bowl game in each of his first two seasons after the Red Raiders downed Cal in the Independence Bowl. Texas Tech previously knocked off Ole Miss to close his inaugural 2022 campaign at the TaxAct Texas Bowl.

■ McGuire is now only the second head coach in program history to lead the Red Raiders to bowl games in each of his first three seasons, joining the late Mike Leach, who pushed Texas Tech to a bowl game in each of his 10 seasons.

■ Texas Tech has hit the 40-point mark 12 times during McGuire's tenure as the Red Raiders are a perfect 12-0 in those games during his two-plus seasons.

■ There is defense in West Texas as Texas Tech is 14-1 overall under McGuire when holding opponents to 25 or fewer points. Texas Tech has limited its opponents to 25 or fewer points 10 times during Big 12 play under McGuire and has done so in each of its two bowl victories.

■ Texas Tech recorded six Big 12 wins this season, marking the third time the Red Raiders have done so since joining the league in 1996. McGuire joins Steve Sloan as the only head coaches to win six conference games within his first three seasons in school history after Sloan pushed Texas Tech to a 7-1 mark in SWC play in 1976.

RECORD BREAKDOWN

	2024	Big 12	McGuire
Overall	8-4	6-3	23-15
at Jones AT&T Stadium	5-2	3-2	15-5
in Away Games	3-2	3-1	6-10
in Neutral Site Games	0-0	0-0	2-0
Day Games	5-3	4-3	11-7
Night Games (6 p.m. start or later)	3-1	2-0	12-8
vs. Top 25 teams	1-1	1-1	4-7
vs. Top 10 teams	1-0	1-0	1-3
vs. Unranked Teams	7-3	5-2	19-8
Scoring first	8-1	6-1	18-5
Opponents score first	0-3	0-2	5-10
Leading at halftime	6-2	4-2	18-4
Trailing at halftime	1-2	1-1	3-11
Tied at halftime	1-0	1-0	2-0
Leading after third quarter	8-1	6-1	22-3
Trailing after third quarter	0-3	0-2	1-10
Tied after third quarter	0-0	0-0	0-2
Overtime games	1-0	0-0	4-1

Scoring less than 20 points	0-1	0-0	2-6
Scoring 20-29 points	2-1	2-1	3-4
Scoring 30-39 points	1-2	1-2	6-5
Scoring 40-49 points	1-0	1-0	6-0
Scoring 50+ points	4-0	2-0	6-0

Allowing less than 20 points	1-0	1-0	8-0
Allowing 20-29 points	4-0	3-0	9-3
Allowing 30-39 points	0-2	0-1	2-7
Allowing 40+ points	3-2	2-2	4-5

Rushing for less than 100 yards	0-0	0-0	0-2
Rushing for 100-199 yards	5-4	4-3	15-13
Rushing for 200+ yards	3-0	2-0	8-0
Passing for less than 300 yards	4-2	4-2	14-10
Passing for 300-399 yards	3-2	1-1	6-5
Passing for 400+ yards	1-0	1-0	3-0

Less than 300 yards of total offense	0-0	0-0	1-1
Totaling 300-399 yards of offense	3-1	3-1	6-6
Totaling 400-499 yards of offense	1-3	1-2	8-7
Totaling 500-599 yards of offense	4-0	2-0	7-1
Totaling 600+ yards offense	0-0	0-0	1-0

Allowing less than 100 yards rushing	1-1	1-1	7-1
Allowing 100-199 yards rushing	7-1	5-1	12-7
Allowing 200+ yds rushing	0-2	0-1	4-7
Allowing less than 200 yards passing	0-1	0-0	2-8
Allowing 200-299 yards passing	4-2	3-2	12-5
Allowing 300-399 yards passing	2-1	2-1	6-2
Allowing 400+ yards passing	2-0	1-0	3-0
Allowing less than 300 yards offense	0-0	0-0	2-3
Allowing 300-399 yards offense	2-1	1-1	7-2
Allowing 400-499 yards of offense	3-2	3-1	8-8
Allowing 500+ yards of offense	3-1	2-1	6-2

Leading turnover margin	7-1	5-1	14-3
Trailing turnover margin	0-3	0-2	5-12
Tied in turnover margin	1-0	1-0	4-0
Having 0 takeaways	0-2	0-2	3-7
Having 1 takeaway	2-1	1-0	6-5
Having 2 takeaways	3-0	3-0	7-2
Having 3 or more takeaways	3-1	2-1	7-1
Having 0 turnovers	2-0	1-0	7-1
Having 1 turnover	4-0	3-0	9-3
Having 2 turnovers	2-2	2-2	5-2
Having 3 or more turnovers	0-2	0-1	2-9
Leading in time of possession	3-3	2-3	13-6
When trailing in time of possession	5-1	4-0	10-9



BROOKS CAREER STATS

RUSHING	G	Att	Yds	TD	Lg	Avg/C	Avg/G
2020	10	69	255	4	28	3.7	25.5
2021	9	87	568	7	67	6.5	63.1
2022	13	147	691	7	37	4.7	53.2
2023	13	290	1,538	10	46	5.3	118.3
2024	11	286	1,505	17	40	5.3	136.8
Totals	56	879	4,557	45	67	5.2	81.4

RECEIVING	G	Rec	Yds	TD	Lg	Avg/C	Avg/G
2020	10	13	61	0	16	4.7	6.1
2021	9	6	52	0	18	8.7	5.8
2022	13	26	164	1	17	6.3	12.6
2023	13	29	72	0	12	2.5	5.5
2024	11	28	199	1	30	7.1	18.1
Totals	56	102	548	2	30	5.4	9.8

HANSPARD TRACKER

OPPONENT	Carries	Yards	Avg.	TDs
Abilene Christian	27	153	5.7	1
Washington State	--	DNP	--	--
North Texas	17	109	6.4	1
Arizona State	27	117	4.3	0
Cincinnati	32	172	5.4	2
Arizona	21	128	6.1	3
Baylor	25	125	5.0	1
TCU	30	121	4.0	1
Iowa State	25	122	4.9	1
Colorado	31	137	4.4	1
Oklahoma State	28	133	4.8	3
West Virginia	23	188	8.2	3
Arkansas	--	--	--	--
Season Totals	286	1,505	5.3	17
Career Totals	879	4,557	5.2	45
Hanspard Totals	760	4,219	5.6	29

CAREER 100-YARD GAMES

Date	Rush Yards	Opponent
Nov. 30, 2024	188	West Virginia
Nov. 18, 2023	182	UCF
Sept. 28, 2024	172	Cincinnati
Oct. 7, 2023	170	Baylor
Sept. 16, 2023	158	Tarleton State
Aug. 31, 2024	153	Abilene Christian
Sept. 23, 2023	149	West Virginia
Nov. 2, 2023	146	TCU
Nov. 9, 2024	137	Colorado
Sept. 4, 2021	134	Houston
Nov. 23, 2024	133	Oklahoma State
Nov. 11, 2023	133	Kansas
Oct. 5, 2024	128	Arizona
Oct. 19, 2024	125	Baylor
Nov. 2, 2024	122	Iowa State
Oct. 26, 2024	121	TCU
Sept. 21, 2014	117	Arizona State
Sept. 14, 2024	109	North Texas
Dec. 28, 2021	107	Mississippi State
Oct. 22, 2022	107	West Virginia
Sept. 11, 2021	103	Stephen F. Austin
Oct. 21, 2023	101	BYU
Sept. 30, 2023	101	Houston



TEXAS TECH'S ALL-TIME LEADING RUSHER

Tahj Brooks will conclude his Red Raider career as one of the top running backs in Texas Tech and Big 12 Conference history. Brooks enters bowl season ranked third in the FBS with 136.8 rushing yards per game as he totaled 1,505 yards on the ground this season in only 11 contests. He is the first Red Raider all-time and only the third player in Big 12 history to record multiple seasons with 1,500 rushing yards in a career.

Brooks, a finalist for the National Football Foundation Campbell Trophy and a semifinalist for the Doak Walker Award, is one of only two FBS players this season (minimum 7 games) to have rushed for at least 100 yards in every game he's played and the lone player to do so from a power conference. He now has 4,557 rushing yards for his career as he is only the third Red Raider in program history and the ninth Big 12 rusher to reach the 4,000-yard mark. Brooks, who has rushed for at least 95 yards in 22-consecutive games, is one of only four FBS players currently in the country with 4,000 career rushing yards.

BROOKS SNAPS HANSPARD'S CAREER RECORD

- Tahj Brooks became Texas Tech's all-time career rushing leader against Colorado with a 25-yard run to start the Red Raiders' fourth-quarter drive. The rush attempt pushed him past Byron Hanspard's previous career record of 4,219 yards which was set during his 1996 Doak Walker Award season. Brooks currently boasts 4,557 career rushing yards heading into the AutoZone Liberty Bowl as he is one of nine FBS players since 1980 and the lone Big 12 player to record 4,500 rushing yards and 100 receptions in a career.

- Brooks combined for 321 rushing yards and six touchdowns over Texas Tech's final two games against Oklahoma State and West Virginia en route to moving into fourth place all-time in the Big 12 record book. The only three Big 12 running backs with more career rushing yards than Brooks are Cedric Benson (Texas), Ricky Williams (Texas) and Darren Sproles (K-State).

- Brooks rushed for at least 100 yards in 23 different games during his career, which snapped the Texas Tech all-time record of 21 that was previously set by Byron Hanspard. Brooks currently ranks fourth for career 100-yard games in the Big 12 record book, trailing only Ricky Williams (Texas) with 25 as well as Cedric Benson (Texas) and Darren Sproles (K-State) who both had 24 during their respective tenures.

- Brooks set the Texas Tech career rushing attempts record as he passed Ricky Williams (789) in the second half of the Iowa State win. Brooks, who is second in the country with 26.0 carries per game this season, became the fifth Big 12 player with 800 or more career rushing attempts and now ranks second in league history with 879 carries.

- Brooks combined for 15 rushing touchdowns over the last eight games, giving him 45 for his career as he passed former teammate SaRodoric Thompson for third place in the school record book at Oklahoma State. Brooks' 17 rushing touchdowns this season are tied with Donny Anderson (1965) and Taurean Henderson (2005) for third all-time in Texas Tech single-season history, trailing only Byron "Bam" Morris' 22 from 1993 and James Gray's 20 from 1989.

- Brooks is the only Red Raider all-time and only the third player in Big 12 history to rush for 1,500 yards twice in a career, joining the likes of Kendall Hunter of Oklahoma State (2008, 2010) and Ricky Williams of Texas (1997-98). Brooks is the fifth Red Raider in program history with consecutive 1,000-yard seasons, joining the likes of James Hadnot (1978-79), Byron "Bam" Morris (1992-93), Byron Hanspard (1995-96) and DeAndre Washington (2015-16).

- Brooks' 11 different 100-yard games this year snapped the Texas Tech single-season record of 10 that was previously set by both Byron Hanspard (1996) and Byron Morris (1993). Brooks enters bowl season as one of only two FBS players to have rushed for at least 100 yards in every game this season (minimum 7 games), joining Boise State's Ashton Jeanty.

BROOKS NAMED TO ALL-BIG 12 SECOND TEAM

- Despite being only the third Big 12 player in history to rush for 1,500 yards in multiple seasons and doing so this year in only 11 games, Brooks was left off the All-Big 12 first team by both the conference coaches and the Associated Press. Same can be said for every All-America team, a disappointing oversight in what has been the best season of his career.

- Brooks was, instead, named to the All-Big 12 second team by both the conference coaches and Associated Press. It marked the second consecutive year he was honored by both groups as he was an All-Big 12 first-team selection in 2023. Brooks was also a semifinalist for the Earl Campbell and Doak Walker Awards as well as a finalist for the William V. Campbell Trophy presented by the National Football Foundation.

NEWS & NOTES ON THE BIG 12'S TOP RUSHER

- Brooks has registered 19 different 100-yard games over his last 22 outings dating back to the 2023 season. In the three games he did not eclipse 100 yards during that span, he recorded at least 95 yards in each contest, which is the longest streak for a FBS player since 1996.

- Brooks found the end zone on the ground in 19 of his last 21 games as a Red Raider dating back to last season as he failed to do so only in the 2023 regular-season finale at Texas and in this year's Big 12 opener versus Arizona State.

- Brooks set a new career high for all-purpose yards in each of the final three games of the season, finishing with 188 versus Colorado, 198 at Oklahoma State and then 223 in the win over West Virginia. Brooks, who is fifth in the FBS with 154.9 all-purpose yards per game this season, set a new career-high with nine receptions for 65 yards in the win over Oklahoma State.

- Brooks recorded 14 carries of at least 20 yards this season, the most in his career. He is tied for ninth nationally for rushes of at least 10 yards (41) and tied for seventh for rushes of 20 or more yards (14) entering bowl season.

- Ask just about anyone in the Texas Tech football office, and they'll likely brag about Brooks' ability as a pass blocker just as much as his rushing skills. Over his career, Brooks has given up only three sacks in 287 career pass-blocking opportunities.

- Brooks has rushed for at least 100 yards in all 11 games he's played this season as he is averaging 136.8 rushing yards per game, which ranks third currently in the FBS. Brooks leads all Big 12 players and ranks third nationally for total rushing yards since the start of the 2023 season.

FBS RUSHING LEADERS SINCE START OF 2023 SEASON

Name (School)	Games	Yards	YPG
1. Ashton Jeanty (Boise State)	25	3,844	153.8
2. Omarion Hampton (N. Carolina)	25	3,164	126.6
3. Tahj Brooks (Texas Tech)	24	3,043	126.8
4. R.J. Harvey (UCF)	25	2,993	119.7





BROOKS IN THE RECORD BOOKS

TEXAS TECH CAREER RUSHING LEADERS

Name (Years)	Yards
1. Tahj Brooks (2020-present)	4,557
2. Byron Hanspard (1994-96)	4,219
3. James Gray (1986-89)	4,066
4. Ricky Williams (1997-01)	3,661
5. Byron Morris (1991-93)	3,545
6. Taurean Henderson (2002-05)	3,241

TEXAS TECH CAREER RUSHING ATTEMPTS LEADERS

Name (Years)	Att.
1. Tahj Brooks (2020-present)	879
2. Ricky Williams (1997-01)	789
3. Byron Hanspard (1994-96)	760
4. James Gray (1986-89)	742
5. Byron Morris (1991-93)	638

TEXAS TECH SINGLE-SEASON RUSHING LEADERS

Name (Year)	Yards
1. Byron Hanspard (1996)	2,084
2. Byron Morris (1993)	1,752
3. Ricky Williams (1998)	1,582
4. Tahj Brooks (2023)	1,538
5. James Gray (1989)	1,509
6. Tahj Brooks (2024)	1,505
7. DeAndre Washington (2015)	1,492
8. Byron Hanspard (1995)	1,374
9. James Hadnot (1979)	1,371
10. James Hadnot (1978)	1,369
11. Byron Morris (1992)	1,279

TEXAS TECH CAREER 100-YARD GAMES LEADERS

Name (Years)	Gms.
1. Tahj Brooks (2020-present)	23
2. Byron Hanspard (1994-96)	21
3. James Gray (1986-89)	18
4. Byron Morris (1991-93)	16
5. James Hadnot (1976-79)	13

TEXAS TECH CAREER RUSHING TOUCHDOWN LEADERS

Name (Years)	TDs
1. James Gray (1986-89)	52
2. Taurean Henderson (2002-05)	50
3. Tahj Brooks (2020-present)	45
4. SaRodorick Thompson Jr. (2018-22)	40
5. Byron Morris (1991-93)	37

BIG 12 CAREER RUSHING YARDS LEADERS

Name (School, Years)	Yards
1. Cedric Benson (Texas, 2001-04)	5,540
2. Ricky Williams (Texas, 1996-98)	5,273
3. Darren Sproles (Kansas State, 2002-05)	4,979
4. Tahj Brooks (2020-present)	4,557
5. Brad Smith (Missouri, 2002-05)	4,289
6. Shock Linwood (Baylor, 2013-16)	4,213
7. Kendall Hunter (Oklahoma State, 2007-10)	4,181
8. Samaje Perine (Oklahoma, 2014-16)	4,122
9. Adrian Peterson (Oklahoma, 2004-06)	4,045

BIG 12 CAREER RUSHING ATTEMPTS LEADERS

Name (School, Years)	Yards
1. Cedric Benson (Texas, 2001-04)	1,112
2. Tahj Brooks (2020-present)	879
3. Ricky Williams (Texas, 1996-98)	845
4. Darren Davis (Iowa State, 1996-99)	823
5. Darren Sproles (Kansas State, 2001-04)	815
6. Brad Smith (Missouri, 2002-05)	799
7. James Sims (Kansas, 2010-13)	798

BIG 12 CAREER RUSHING 100-YARD GAMES LEADERS

Name (School, Years)	Gms.
1. Ricky Williams (Texas, 1996-98)	25
2. Cedric Benson (Texas, 2001-04)	24
3. Darren Sproles (Kansas State, 2001-04)	24
4. Tahj Brooks (2020-present)	23
5. Adrian Peterson (Oklahoma, 2004-06)	22
6. Deuce Vaughn (Kansas State (2020-22)	21

NUMBERS TO KNOW

- 4,557** Number of rushing yards for Brooks in his career, the most all-time in Texas Tech history.
- 155** Number of missed tackles Brooks has forced since start of the 2023 season, according to PFF.
- 126.8** Brooks' rushing average since the start of 2023, which leads the Big 12 and ranks second nationally.
- 100** Became the the ninth FBS player in history to record 4,500 rushing yards and 100 receptions in a career.
- 23** Career 100-yard games for Brooks, which is the most all-time in Texas Tech history.
- 22** Brooks has rushed for at least 95 yards over his last 22-consecutive games.
- 19** Brooks has registered 19 different 100-yard rushing games in his last 22 outings dating back to 2023.
- 11** Brooks set the Texas Tech single-season school record with 11 different 100-yard games this year.
- 5th** Brooks currently ranks sixth in the FBS for all-purpose yards per game at 154.9 yards a contest.
- 4th** Became the fourth Red Raider all-time to lead the team in rushing over four different seasons.
- 3rd** Became the third Red Raider in program history at Iowa State to eclipse 4,000 career rushing yards.
- 3** Allowed only three career sacks in 287 pass blocking opportunities, according to PFF.
- 3rd** Ranks third among active FBS running backs in career rushing yards entering this weekend.
- 1** Brooks is the only FBS player since 1996 to rush for 95 or more yards over 22-consecutive games.
- 1st** Leads all Big 12 rushers with an average of 126.8 rushing yards per game since 2023.

AWARDS & HONORS

- 2024 National Football Foundation Campbell Trophy Finalist
- 2024 Doak Walker Award Semifinalist
- 2024 Earl Campbell Tyler Rose Award Semifinalist
- 2024 DCTF Offensive Player of the Year
- 2024 All-Big 12 Second Team (Coaches)
- 2024 All-Big 12 Second Team (Associated Press)
- 2024 DCTF All-Texas First Team
- 2024 Walter Camp Award Preseason Watch List
- 2024 Wuerffel Trophy Candidate
- 2024 Maxwell Award Preseason Watch List
- 2024 All-Big 12 Preseason Team
- 2024 Sporting News Preseason Second Team All-American
- 2024 ESPN Preseason Second Team All-American
- 2024 Walter Camp Preseason All-America Second Team
- 2023 All-Big 12 First Team
- 2023 Doak Walker Award Semifinalist
- 2023 Earl Campbell Tyler Rose Award Semifinalist
- 3-time Academic All-Big 12 First Team Honoree (2021-23)

BROOKS IN THE RANKINGS

Category	Total	NCAA	Big 12
All-Purpose Yards/Game	154.9	5th	3rd
Rushing Attempts per Game	26.0	2nd	1st
Rushing Yards per Carry	5.3	--	8th
Rushing Touchdowns	17	10th	3rd
Rushing Yards	1,505	8th	3rd
Rushing Yards per Game	136.8	3rd	1st
Total Touchdowns	18	11th	3rd
Rushes 10+ Yards	41	T-9th	T-2nd
Rushes 20+ Yards	14	T-7th	3rd

IT'S ALWAYS TAHJ TIME IN WEST TEXAS



Texas Tech has launched TahjTime.com, a promotional website for Red Raider senior running back Tahj Brooks for both national awards and to track his progress towards Byron Hanspard's career rushing record during his final season. The website, which plays off Brooks' popular celebration following each touchdown, debuted prior to his appearance at Big 12 Media Days in July and will be updated regularly throughout the 2024 season.



MORTON BY THE NUMBERS

CAREER STATS

PASSING	G	Cmp	Att	Int	Yds	TD	Lg	Pct	Avg/G	Effic.
2021	2	1	3	0	0	0	0	33.3	0.0	33.3
2022	9	96	169	6	1,117	7	55	56.8	124.1	118.9
2023	10	182	293	8	1,757	15	49	62.1	175.7	123.9
2024	12	295	466	8	3,335	27	70	63.3	277.9	139.1
Totals	33	574	931	22	6,209	49	70	61.7	188.2	130.3

RUSHING

	G	Att	Yds	TD	Lg	Avg/C	Avg/G
2021	2	2	15	0	17	7.5	7.5
2022	9	42	79	2	15	1.9	8.8
2023	10	46	3	4	14	0.1	0.3
2024	12	55	-22	1	26	-0.4	-1.8
Totals	33	145	75	7	26	0.5	2.3

CAREER 300-YARD GAMES

Date	Pass Yards	Opponent
Nov. 23, 2024	401	at Oklahoma State
Oct. 8, 2022	379	at Oklahoma State
Aug. 31, 2024	378	vs Abilene Christian
Nov. 30, 2024	359	West Virginia
Oct. 22, 2022	325	vs West Virginia
Sept. 7, 2024	323	at Washington State

GAME-BY-GAME STATS

Opponent	GP/GS	Cmp	Att	TD	INT	Yds	Lg	Run	Yds	TD
ACU	1/1	30	42	5	0	378	36	2	-5	0
Wash St.	2/2	34	58	1	2	323	42	4	7	0
N. Texas	3/3	15	19	4	0	273	70	2	-1	1
Arizona St.	4/4	24	44	2	0	201	21	3	-15	0
Cincinnati	5/5	19	29	2	0	251	49	3	46	0
Arizona	6/6	17	29	0	0	214	57	4	-23	0
Baylor	7/7	33	49	3	1	286	32	6	3	0
TCU	8/8	13	22	0	0	137	44	3	-3	0
Iowa State	9/9	21	40	2	2	237	35	8	6	0
Colorado	10/10	24	40	2	1	275	35	11	-36	0
Oklahoma St.	11/11	37	53	4	1	401	34	8	3	0
West Virginia	12/12	28	41	2	1	359	41	1	-4	0
Arkansas	--	--	--	--	--	--	--	--	--	--
TOTALS	12/12	295	466	27	8	3,335	70	55	-22	1

CAREER HIGHS

Total Offense Attempts	79, at Oklahoma State (10/8/22)
Total Offense Yards	432, at Oklahoma State (10/8/22)
Pass Completions	39, at Oklahoma State (10/8/22)
Pass Attempts	62, at Oklahoma State (10/8/22)
Pass Yards	401, at Oklahoma State (11/23/24)
Passing Touchdowns	5, vs. Abilene Christian (8/31/24)
Longest pass	70, vs. North Texas (9/14/24)
Had Intercepted	3, two times
Rush Attempts	17, at Oklahoma State (10/8/22)
Rush Yards	53, at Oklahoma State (10/8/22)
Rush Touchdowns	1, seven times, vs. North Texas (9/14/24)
Long Rush	26, vs. Cincinnati (9/28/24)

* Indicates most recent high

CAREER PASSING LEADERS

Name (Years)	Yards
1. Graham Harrell (2005-08)	15,793
...	
8. Billy Joe Tolliver (1985-88)	6,756
9. B.J. Symons (2000-03)	6,378
10. Behren Morton (2021-present)	6,209
11. Davis Webb (2013-15)	5,557



MORTON AMONG TECH'S ALL-TIME BEST

Protecting the football was a significant point of emphasis for the Red Raiders entering the season after Texas Tech finished minus-6 in the turnover margin a year ago. Behren Morton did his part this season with 3,335 passing yards and 27 touchdown passes - which ranks tied for 10th in the FBS - to only eight interceptions.

Even with the rushing attack of Tahj Brooks, Texas Tech remains one of the most active passing teams as Morton ranks fifth in the FBS with 466 passing attempts. Morton's eight interceptions marked the fewest in program history among the 17 times a Texas Tech quarterback has thrown for at least 3,000 yards in a season.

FEWEST INTERCEPTIONS AMONG TEXAS TECH 3,000-YARD PASSERS

Name (Year)	GP	Yards	TD	INT
1. Behren Morton (2024)	12	3,335	27	8
2. Kliff Kingsbury (2001)	11	3,502	25	9
Graham Harrell (2008)	13	5,111	45	9
4. Taylor Potts (2010)	13	3,726	35	10
Seth Doege (2011)	12	4,004	28	10
Patrick Mahomes II (2016)	12	5,052	41	10
Nic Shimonek (2017)	13	3,963	33	10

OFFENSIVE NOTEBOOK

MORTON TO MISS AUTOZONE LIBERTY BOWL

Behren Morton will miss the upcoming AutoZone Liberty Bowl after undergoing shoulder surgery Dec. 10 in Los Angeles. He is projected to resume throwing activities this spring in anticipation of returning to full workouts this summer. The elective surgery was performed by Dr. Neal ElAttrache, a leading orthopedic surgeon specializing in shoulder injuries. Dr. ElAttrache, who was recommended by Texas Tech medical director and orthopedic surgeon Dr. Kevin Crawford and its sports medicine staff, is also the head team physician for the Los Angeles Dodgers and Los Angeles Rams and has significant experience with professional athletes across the NFL and Major League Baseball. True freshman Will Hammond will make his first career start in Morton's place.

MORTON SET UP FOR STRONG SENIOR YEAR

Texas Tech is 14-4 since the start of the 2023 season in games Behren Morton starts and finishes, which includes a 9-3 mark at home. Morton, who took over as QB1 in the fifth game of the 2023 season, has finished with at least a 60 percent completion percentage in all but three of those 14 wins and was above 70 percent in five different victories against Baylor (73.1), TCU (77.8) and Kansas (76.0) a year ago and versus ACU (71.4) and North Texas (79.0) this season.

Morton, who entered the offseason as Texas Tech's starting quarterback for the first time in his career, completed his best season as a Red Raider as his 3,335 passing yards, 27 passing touchdowns and 139.1 efficiency rating are all career highs.

Morton passed Davis Webb (2013-15) for 10th all-time in career passing yards at Oklahoma State as he now has 6,209 yards through the air over 33 games as a Red Raider. He will enter his 2025 senior season looking to become only the fourth quarterback in Texas Tech history to throw for 10,000 yards in a career, potentially joining the likes of Graham Harrell (2005-08), Kliff Kingsbury (1999-02) and Patrick Mahomes II (2014-16). Morton will need another career year to do so with at least 3,791 passing yards to hit the 10,000-yard mark.

With another strong season, however, Morton could end his Red Raider career ranked as high as fourth on Texas Tech's all-time passing chart. Seth Doege currently ranks fourth as he totaled 8,646 passing yards over his career leading the Red Raider offense from 2009-12. His total is separated by 2,437 yards from Morton to this point.

In addition, Morton has moved into the Texas Tech record book for several other passing categories, ranking sixth for career completions (574), seventh for touchdown passes (49), ninth for both passing attempts (931) and touchdowns responsible for (56) and 10th for yards of total offense (6,284) and total offensive plays (1,076).

The son of a Texas high school coach, Morton was the highest-rated quarterback (in the online era) to sign with Texas Tech as he was a four-star prospect in 2021, ranking sixth nationally among pro-style quarterbacks. Morton grew up in Lubbock as his father, James Morton, was the head football coach at Monterey High School for 11 years from 1998-08.

WHERE MORTON RANKS IN TECH HISTORY THROUGH 2024

Category	Rank	Amount
Career Completions	6th	574
Career Touchdown Passes	7th	49
Career Passing Attempts	9th	931
Career Touchdowns Responsible For	9th	56
Career Passing Yards	10th	6,209
Career Yards of Total Offense	10th	6,284
Career Total Offensive Plays	10th	1,076

THE BIG 12'S TOP SCORING OFFENSE

Texas Tech enters bowl season as the Big 12 Conference's top-scoring offense as the Red Raiders are averaging 38.6 points per game this season. That average also ranks fifth in the country, trailing only Miami (44.2), Indiana (43.3), Notre Dame (39.8) and Boise State (39.1).

Texas Tech's current scoring average currently ranks eighth all-time in single-season school history. It is currently Texas Tech's highest scoring average since Patrick Mahomes' final year leading the Red Raider offense in 2016 (43.7).

TECH SINGLE-SEASON RECORD FOR SCORING AVERAGE

Year	GP	Points	Avg.
1. 2015	13	586	45.1
2. 2008	13	569	43.8
3. 2016	12	524	43.7
4. 2003	13	552	42.5
5. 2007	13	532	40.9
6. 2005	12	473	39.4
7. 1953	11	428	38.9
8. 2024	12	463	38.6
9. 2002	14	537	38.4
10. 2012	13	487	37.5





▲ **WILL HAMMOND** will make his first career start against Arkansas, becoming the eighth true freshman in school history to lead the Red Raiders at quarterback. He is the fourth Red Raider freshman in history to start at quarterback in a bowl game.

HAMMOND TO MAKE FIRST CAREER START

- Will Hammond will make his first career start in the AutoZone Liberty Bowl, making him the eighth true freshman in school history to start a game at quarterback. He will join an extensive list that features Ron Reeves (1978), Aaron Keesee (1984), Baker Mayfield (2013), Davis Webb (2013), Patrick Mahomes II (2014), Alan Bowman (2018) and teammate Jake Strong (2023). Of that group, Hammond is the first true freshman to make his first career start in a bowl game.
- This will be the sixth time since 2013 alone that Texas Tech has started a true freshman quarterback as the Red Raiders are 3-2 during that span with winning debuts by Mayfield, Webb and Bowman. Texas Tech is 4-3 overall when a true freshman quarterback makes his starting debut under center.
- This will be the second time in history a Red Raider true freshman quarterback has made his first career start against Arkansas. Aaron Keesee, only the second true freshman to start under center at the time, led the Red Raiders in their 1984 trip to Arkansas where the Razorbacks delivered a 24-0 shutout victory.

TRUE FRESHMEN QBs MAKING FIRST CAREER START

Name	Opponent (Year)	Pass Yds.	Result
Ron Reeves	Baylor (1978)	147	W, 27-9
Aaron Keesee	at Arkansas (1984)	59	L, 0-24
Baker Mayfield	at SMU (2013)	413	W, 41-23
Davis Webb	Iowa State (2013)	415	W, 42-35
Patrick Mahomes	Texas (2014)	109	L, 13-14
Alan Bowman	Lamar (2018)	282	W, 77-0
Jake Strong	at BYU (2023)	236	L, 14-27

FRESHMAN QB STARTERS IN BOWL GAMES

- Hammond will be the fourth freshman quarterback all-time to start in a bowl game for the Red Raiders as he'll join Donovan Smith, Davis Webb and Zebbie Lethridge. Texas Tech is 2-1 all-time when a freshman quarterback leads the Red Raiders in a bowl game as Smith and Webb both powered victories in the 2021 Liberty Bowl and 2013 Holiday Bowl, respectively. Texas Tech's only loss came with Lethridge in the 1994 Cotton Bowl against No. 21 USC.

TEXAS TECH FRESHMAN QUARTERBACKS IN BOWL GAMES

Name	Opponent (Year)	Pass Yds.	Result
Zebbie Lethridge ^a	USC (1994)	134	L, 14-55
Davis Webb	Arizona St. (2013)	403	W, 37-23
Donovan Smith ^a	Miss. State (2021)	252	W, 34-7

^a designates redshirt freshmen quarterbacks

HAMMOND SHINES IN SECOND HALF AT TCU

- Morton departed the TCU game at halftime due to a non-throwing shoulder injury, giving way to Hammond, who led the Red Raiders on scoring drives to start the second half. Hammond finished 10-of-15 for 121 yards and a touchdown at TCU, completing each of his first nine passes, while also rushing for 16 yards and another score in his most-significant action this season.
- Hammond recorded both his first career passing and rushing touchdowns of his career versus the Horned Frogs as he found Coy Eakin in the back corner of the end zone for a 13-yard strike to cap Texas Tech's opening drive. He followed with a four-yard scamper on Texas Tech's next drive to push the Red Raiders' lead to 31-14 at the time.
- It marked the second time Hammond has entered at quarterback this season as he previously completed 5-of-7 passes for 70 yards in Texas Tech's rout of North Texas to close non-conference play.
- Hammond signed with Texas Tech as a consensus four-star prospect out of Hutto High School in the Austin area where he totaled more than 8,700 passing yards and 84 touchdowns during his prep career. Hammond ranked as high as No. 13 nationally among quarterbacks in the 2024 class as he rushed for 3,901 yards and 35 touchdowns as a senior, while also rushing for an additional 1,077 yards and 19 touchdowns.

THE 1,500, 1,000-YARD CLUB

- For the first time in its history, Texas Tech boasts both a 1,500-yard rusher and a 1,000-yard receiver this season in Tahj Brooks and Josh Kelly. Both went over their respective marks in the regular-season finale against West Virginia with Brooks rushing 23 times for a career-high 188 yards, while Kelly finished with nine receptions for 150 yards.
- Texas Tech is joined by Arizona State as the only two schools in the country currently with a 1,500-yard rusher and a 1,000-yard receiver entering bowl season.

KELLY AMONG NATION'S BEST WIDEOUTS

- In the weeks leading up to the season, Joey McGuire made the statement "good things happen when Josh Kelly has the ball in his hands." That statement has proven true this season as the senior has caught a team-leading 89 passes for 1,023 yards and five touchdowns. Kelly enters bowl season ranked eighth in the FBS for total receptions and 20th for receiving yards as he is Texas Tech's first 1,000-yard receiver since Antoine Wesley in 2018.

SCOUT TEAM AWARDS

Following every victory this season, Joey McGuire will recognize two Scout Team Player of the Week honorees, one for an offensive player assisting the defense and the other to the best defensive player who mimics the opposing offense. Each honoree is presented a commemorative football each Sunday night following practice.

Opponent	Offensive	Defensive
Abilene Christian	J'Koby Williams	Oliver Miles III
at Washington State	--	--
North Texas	Kaden Carr	Eddy Smith
Arizona State	Wesley Smith	Cheta Ofili
Cincinnati	Ellis Davis	Ashton Hampton
at Arizona	Tyson Turner	J'Maury Davis
Baylor	--	--
at TCU	--	--
at Iowa State	Charles Robinson	Kasen Long
Colorado	--	--
at Oklahoma State	Dylan Shaw	Charles Anderson Jr.
West Virginia	Cameron Brown	Luke Dillingham

TEAM CAREER MILESTONES

Below is a listing of Red Raiders approaching various career statistical milestones entering this weekend.

NAME	MILESTONE	CURRENT TOTAL
C.J. Baskerville	225 career tackles	221
C.J. Baskerville	25 career passes defended	21
Tahj Brooks	900 career rushing attempts	879
Tahj Brooks	5,500 career all-purpose yards	5,126
Tahj Brooks	50 career rushing touchdowns	45
Tahj Brooks	50 career total touchdowns	47
De'Braylon Carroll	25.0 career tackles for loss	22.0
De'Braylon Carroll	55 career games played	54
Jalin Conyers	1,500 career receiving yards	1,154
Caleb Douglas	1,500 career receiving yards	1,070
Caleb Douglas	100 career receptions	76
Caleb Douglas	10 career touchdown receptions	9
Coy Eakin	1,500 career receiving yards	1,021
Coy Eakin	100 career receptions	81
Coy Eakin	10 career touchdown receptions	8
Gino Garcia	175 career PATs	168
Gino Garcia	70 career made field goals	66
Gino Garcia	375 career points	366
Gino Garcia	200 career points (at Texas Tech)	186
Gino Garcia	55 career games played	54
James Hansen	10.0 career tackles for loss	8.5
Quincy Ledet Jr.	10.0 career tackles for loss	9.0
Bralyn Lux	175 career tackles	135
Bralyn Lux	35 career passes defended	31
A.J. McCarty	10 career passes defended	9
Drae McCray	20 career receiving touchdowns	19
Drae McCray	4,000 career all-purpose yards	3,603
Behren Morton	1,000 career attempts	931
Behren Morton	50 career touchdown passes	49
Behren Morton	7,000 career passing yards	6,209
Behren Morton	60 career touchdowns responsible	56
Ben Roberts	200 career tackles	185
Jacob Rodriguez	200 career tackles	180
Jacob Rodriguez	15.0 career tackles for loss	13.5
Caleb Rogers	55 career games started	54
Mason Tharp	10 career touchdown receptions	9

THE OFFENSIVE STANDARD

Texas Tech has long been considered the offensive standard since the Red Raiders moved to a passing attack in 2000. In fact, the numbers don't lie when it pertains to the high-octane Red Raider offense. Below is where Texas Tech ranks nationally in several offensive categories since the start of the 2000 season:

TOTAL YARDS

Oklahoma	153,178
Texas Tech	149,984
Oregon	147,623
Boise State	145,424
Clemson	141,417

PASSING YARDS

Texas Tech	111,402
Hawaii	99,123
Washington State	91,209
Oklahoma	91,086
Houston	88,651

TOTAL TOUCHDOWNS

Oklahoma	1,603
Boise State	1,569
Oregon	1,550
Texas Tech	1,432
Ohio State	1,432

PASSING TOUCHDOWNS

Texas Tech	872
Oklahoma	782
Hawaii	748
Southern California	733
Boise State	692

PASSING COMPLETION PERCENTAGE

Texas Tech	65.5
Boise State	64.4
Southern California	64.1
Oklahoma	64.1
Western Kentucky	63.6

300-YARD PASSING GAMES

Texas Tech	210
Hawaii	163
Washington State	144
Oklahoma	137
Houston	127

GAMES WITH AT LEAST 500 YARDS OF TOTAL OFFENSE

Texas Tech	134
Oklahoma	133
Oregon	123
Houston	100
Boise State	98

GAMES WITH AT LEAST 30 POINTS

Oklahoma	236
Boise State	231
Oregon	227
Alabama	205
Texas Tech	202

- Kelly quickly became a popular target for quarterback Behren Morton as he has made at least seven catches in nine games this season, including five performances with nine or more receptions. Prior to joining the Red Raiders, Kelly had only one career game with nine receptions, which came at Cal a year ago while with Washington State.

- Kelly's 89 receptions rank tied for 12th all-time in Texas Tech history as it marked the most by a Red Raider since Keke Coutee grabbed 93 catches in 2017. Kelly, who will not play in the AutoZone Liberty Bowl, finished two receptions shy of entering the single-season top 10 in Texas Tech history for catches behind Joel Filani (2006).

- Kelly wrapped his Red Raider career with nine catches for 150 yards in the regular-season finale against West Virginia. It was the fifth 100-yard performance of the season for Kelly, who totaled 156 yards through the air against Abilene Christian, 111 versus Cincinnati, 127 in the win at Iowa State and then 106 against Colorado. He completed his college career with 12 different 100-yard games dating back to his time at both Fresno State and Washington State.

- Texas Tech's success on third downs has partially been the result of Kelly, who leads the FBS with 32 catches on third downs and is fourth nationally and third in the Big 12 with 340 receiving yards on third downs. Texas Tech converted 19 of those 32 catches for first downs, which is one shy of the FBS high set by Nick Nash of San Jose State.

- Speaking of moving the sticks, Kelly had nearly half of his receptions - 42 in total - go for at least 10 yards this season, which ranks tied for 14th nationally. He also led the team and ranked 19th in the FBS with 17 catches of 20 or more yards.

POWER CONFERENCE LEADERS IN TOTAL RECEPTIONS

Name	School	Receptions
Tai Felton	Maryland	96
Travis Hunter	Colorado	92
Brennan Presley	Oklahoma State	90
Josh Kelly	Texas Tech	89
Tyler Warren	Penn State	88

MORE THAN JUST A BIG-PLAY THREAT

- Caleb Douglas has developed into more than just a big-play threat this season as he's now second on the team with 55 catches for 762 yards and six touchdowns, easily the best numbers of his collegiate career.

- Douglas has recorded each of his three 100-yard games this season on the road as he went for 116 yards at Arizona, a career-high 140 yards at TCU and then 102 yards in the win at Oklahoma State. He is averaging 92.8 receiving yards per game in road games this season, which currently ranks tied for 16th in the FBS.

- Douglas has posted 11 of his 12 catches of 20 yards or longer this season during conference play. He had three explosive catches during the Oklahoma State win alone as he hauled in passes for 34, 25 and 20 yards, which doesn't include his nine-yard touchdown reception to cap Texas Tech's opening drive of the afternoon.

- Douglas found the end zone three times through the air against Baylor as it marked the first time a Red Raider had three or more touchdown receptions since Antoine Wesley also caught three versus Houston in 2018. He finished one yard shy of another 100-yard game as he hauled in a career-high nine receptions for 99 yards in the loss.

- The arrival of both Douglas and Josh Kelly has made quite the impact on Texas Tech's offense as this is the first time since 2018 that the Red Raiders boast two 700-yard receivers in a single season (Antoine Wesley, Ja'Deion High). Wesley finished with 1,410 yards that season with High totaling 804 yards through the air.

MORTON-EAKIN CONNECTION ON DISPLAY

- Coy Eakin has picked up right where he left off from the 2023 season as he shares the team high with six touchdowns receptions thanks in part to a pair of touchdowns against both Abilene Christian and Cincinnati. Eakin is also third on the team with 45 receptions and 605 receiving yards so far this season. With one more touchdown catch this season, he would have the most by a Red Raider since T.J. Vasher had seven scoring grabs and Antoine Wesley had nine in 2018.

- The strong performance should come as little surprise following the way Eakin ended the 2023 campaign. The sophomore caught seven passes for 106 yards and a touchdown in Texas Tech's victory over Cal in the Independence Bowl, marking his first 100-yard outing in the process.

- Prior to joining the Red Raiders, Eakin was among the nation's top receivers at Stephenville High School. Eakin led the nation in receiving yards after catching 93 passes for 2,140 yards and 31 touchdowns as a senior en route to leading the Yellow Jackets to the Class 4A Division I state championship.

GET TO THE RED ZONE AND SCORE

- Texas Tech has been among the best teams in the country this season in putting up points once it reaches the red zone. In fact, the Red Raiders enter bowl season as the Big 12 leader and ranked sixth in the FBS with a .930 red zone percentage after finding the scoreboard in 53 of 57 trips inside the 20 so far this season.

NCAA FBS LEADERS IN RED ZONE OFFENSE

	School	Attempts	Scores	Pct.
1.	Old Dominion	40	38	95.0
2.	Troy	37	35	94.6
3.	Indiana	66	62	93.9
4.	Georgia	58	54	93.1
	Louisiana-Lafayette	58	54	93.1
6.	Texas Tech	57	53	93.0

OFFENSIVE NOTABLES

- Texas Tech has added a steady dose of explosive plays with 71 plays that have gone at least 20 yards this season. That total ranks second in the Big 12 and tied for 12th in the FBS. Texas Tech leads the league, meanwhile, with 203 plays of 10 or more yards, which is also tied for 15th nationally.

- Texas Tech leads the FBS with eight games this season of having both a 100-yard rusher and a 100-yard receiver. It is the most such occurrence for the Red Raiders in a season since 1993. The next-closest teams behind the Red Raiders are Oregon, UCF and UNLV all with four similar games.

- Texas Tech boasted a 300-yard passer (Morton), a 100-yard rusher (Brooks) and a 100-yard receiver (Douglas/Kelly) in each of the final two games at Oklahoma State and against West Virginia. It marked the third time the Red Raiders had done so this season, which, prior to this season, Texas Tech had not had that trio of combinations since heading to Oklahoma State in 2020.

- Texas Tech had eight explosive plays of 20 or more yards in the Oklahoma State win alone, including three for touchdowns with Taj Brooks' 40-yard scoring run and his 25-yard catch to end the first half as well as Jalin Conyers' leaping 32-yard catch. Brooks leads the team with six touchdowns off explosive plays this season as his 40-yard run was his longest this season to find the end zone. It was also the sixth carry of Brooks' career of 40 yards or longer and the longest rushing attempt by any Red Raider this season.

- Conyers has scored on three of his four explosive catches this season as he has combined for three touchdown receptions in the final three games. He's fourth on the team with 29 catches for 308 yards and five touchdowns.



DEFENSIVE NOTEBOOK

WE TAKE IT, THEN WE SCORE

- Texas Tech's prowess as one of the nation's top-scoring offenses has been, in part, due to its defense. The Red Raiders' 21 takeaways this season have resulted in 90 points, which is already the most for Texas Tech in a season since 2017. In fact, over the past 10 seasons, Texas Tech's 90 points off turnovers would rank third during that span as the Red Raiders notched 101 points from takeaways in 2015 and then 91 in 2017.
- Texas Tech turned in the bulk of its points off turnovers over the course of its four-game winning streak beginning with North Texas. The Red Raiders combined for 60 of their 82 points off turnovers over a four-game stretch with 21 versus North Texas, seven against Arizona State, 14 against Cincinnati and 18 at Arizona. The other 30 points came in the season-opening win over Abilene Christian (8), at both TCU (7) and Oklahoma State (7) as well as the win over West Virginia (8).

TEXAS TECH POINTS OFF TURNOVERS SINCE 2015

Season	Takeaways	Points Off
2015	25	101
2017	29	91
2024	18	82

YES, TAKEAWAYS ARE KEY

- The biggest element of Texas Tech's defensive scheme is creating havoc, both in the backfield and via takeaways. With the latter, the Red Raiders have been particularly effective, going 14-3 overall under Joey McGuire when leading the turnover battle.
- Texas Tech had won the turnover battle in only nine of the first 26 games under Joey McGuire entering this season but has turned that around so far this season, going 7-1 when doing so with the lone loss coming at TCU.
- Texas Tech finished only 3-3 over its final six games with takeaways being a main key. The Red Raiders were minus-1 in the turnover margin during that stretch after previously starting plus-3 with 11 takeaways and 68 points off those turnovers over the first six games of the season.
- Listen to McGuire for much time and you'll likely hear the phrase "take three" when referring to his defense. The Red Raiders have hit the "take three" mark four times this season against North Texas and West Virginia and then at both Arizona and TCU. The Red Raiders are a combined 7-1 under McGuire when creating at least three takeaways.
- Texas Tech has already surpassed its takeaway total from a year ago as the Red Raiders have combined for 21 forced turnovers this season, four more than their amount from 2023. The Red Raiders have created 57 takeaways during Joey McGuire's tenure as head coach thus far.

SAFETIES FINDING THE FOOTBALL

- The Red Raiders rank tied for 19th nationally and third in the Big 12 with 14 interceptions this season with seven of those coming from their two safeties in C.J. Baskerville and Chapman Lewis. Baskerville leads the defense with four interceptions followed by Lewis with three.
- For Baskerville, this is his most productive season defensively as his four interceptions are one more than his career total entering his senior year. He has also added 68 tackles from his safety position, which ranks third on the team only behind Texas Tech's mainstays at linebacker in Jacob Rodriguez (118) and Ben Roberts (78).
- Lewis has picked off three passes despite missing a pair of games due to injury against both Arizona and Baylor. The sophomore did not have an interception for his career until this season after playing in 12 games a year ago as a true freshman. He is also fifth on the team with 41 tackles.

RODRIGUEZ NAMED ALL-BIG 12 FIRST TEAM

- Jacob Rodriguez was named to the All-Big 12 first team by both the conference coaches and the Associated Press following a strong junior season where he is among the national leaders in tackles and forced turnovers. He is only the third inside linebacker to garner All-Big 12 first-team honors, joining both Jordyn Brooks (2019) and Dakota Allen (2018).
- Rodriguez emerged as the strong presence the Red Raiders expected a year ago as he leads the team with 118 tackles, 9.5 tackles for loss and 5.0 sacks from his inside linebacker spot. Rodriguez has reached double digits for tackles seven times this year, including a career-high 17 stops against Colorado.
- Rodriguez enters bowl preparations as the Big 12 leader in total tackles with 118 on the year. He also ranks tied for 13th nationally for total tackles and is 12th for total tackles per game after averaging 9.8 through the regular season.
- Rodriguez averaged 10.8 tackles per game in Big 12 play, easily the highest clip in the league as Baylor's Keaton Thomas ranked second at 9.2 stops a game. Rodriguez was also ranked 11th nationally for tackles per game against conference opponents and fourth overall with 97 total tackles.
- Rodriguez was named the Bednarik National Linebacker of the Week for the performance at Arizona as he also got his hands on a Noah Fifita pass at the line of scrimmage, knocking it in the air to an awaiting Quincy Ledet Jr. for an interception just before halftime. His biggest play came with just over two minutes remaining in regulation as he punched out a fumble from the arms of Arizona standout wide receiver Tetairoa McMillan for Texas Tech's third and final takeaway of the win.
- Prior to the two takeaways, Rodriguez recorded Texas Tech's first sack of the night, planting Fifita for a 16-yard loss on Arizona's opening drive. He was the highest-graded linebacker by *Pro Football Focus* for week six among those with at least 25 defensive snaps, finishing at an impressive 92.3 grade.
- Rodriguez garnered Big 12 Defensive Player of the Week honors after matching his then career high for tackles (13), while also setting new career marks for both sacks (2.0) and tackles for loss (2.5) at Iowa State. Rodriguez forced his third fumble of the season to end Iowa State's opening drive of the second half as he punched out a completion to Gabe Burkle over the middle that was recovered by Chapman Lewis.
- Rodriguez has played a part in six takeaways this season after recovering a key fumble in the end zone for a touchdown at Oklahoma State and then sealing the victory with his second career interception. His fumble recovery for a touchdown was the first by a Red Raider since Zech McPhearson sprinted 56 yards to score versus West Virginia in 2020. Rodriguez also knocked out a forced fumble against ACU and then recovered one of his own to start the second half in the win over Cincinnati earlier in the season.
- Rodriguez will look to match his bowl performance from a year ago in Memphis as he was previously named the Defensive MVP of the Independence Bowl after totaling eight tackles to go along with two key second-half takeaways with a forced fumble and interception.
- Despite all the accolades, his success might not compare to that of his wife, Emma, who is an active-duty helicopter pilot in the U.S. Army. The couple was married in July 2023 in a surprise ceremony (to some) in Houston.

NCAA FBS LEADERS FOR TACKLES IN CONFERENCE PLAY

Name (School)	Tackles	Total/Game
Shaun Dolac (Buffalo)	106	13.3
Carson Schwesinger (UCLA)	102	11.3
Red Mardock (Buffalo)	100	13.3
Jacob Rodriguez (Texas Tech)	97	10.8
Jay Higgins (Iowa)	93	10.3

THE BRAND NUMBER



Here at Texas Tech, there is only one available jersey number that is protected: No. 3. The jersey represents the player or players who best represent the core tenants of "The Brand," which represents Texas Tech's daily quest to be the "toughest, hard-working, most-competitive team in the country."

The Red Raiders have two players wearing the jersey this season in returning linebacker Bryce Ramirez and wide receiver Josh Kelly. Ramirez was awarded the jersey prior to the 2023 season in recognition for his determination and leadership in response to a catastrophic leg injury suffered the year before at N.C. State. Kelly, meanwhile, previously wore No. 3 at Washington State last season where he led the Cougars with 923 receiving yards and eight touchdowns. Kelly was told during his recruitment that the jersey number is earned and spent the spring in No. 18 before Joey McGuire announced he'd also wear No. 3 this season.

In addition to representing the standards of "The Brand," the No. 3 jersey is designated to honor the life of the late Luke Siegel, who passed in August 2021 after inspiring countless others across the nation with his fighting spirit in the wake of a golf-cart accident. The No. 3 represented Siegel's favorite number.

JERSEY SWAPS

Below is a listing of Red Raiders who have changed their jersey number this year from the 2023 season.

NAME (Pos.)	2023	2024
E'Maurion Banks (DL)	98	8
Ty Buchanan (OL)	79	75
John Curry (LB)	42	6
JMaury Davis (DB)	25	23
Drew Hocutt (WR)	82	14
Maurion Horn (DB)	22	4
Brenden Jordan (DB)	27	7
Trent Low (LB)	50	34
Brayln Lux (DB)	12	0
Trevon McAlpine	93	95
A.J. McCarty (DB)	19	1
Garrett Morphis (OL)	77	73
Jaden Morris (RB)	16	32
Jordan Sanford (DB)	28	21
Macho Stevenson (DB)	16	12
Kelby Valsin (WR)	87	6
Amier Washington	98	88
T.J. West (WR)	86	11
Sheridan Wilson (OL)	65	72

JERSEY CHANGES

Below is a listing of Red Raiders who have had a jersey number change since this beginning of this season.

NAME (Pos.)	Week 1	Bowl
Johncarlos Miller II (TE)	9	18
Isaiah Collins (DB)	18	27
Marcus Ramon-Edwards (DB)	20	42

RED RAIDERS IN THE NFL



MAHOMES WINS THIRD SUPER BOWL

- Patrick Mahomes II became the first Red Raider in school history to win three career Super Bowls after he helped lead the Kansas City Chiefs to a 25-22 overtime victory over the San Francisco 49ers this past season. It was the second-straight Super Bowl title for the Chiefs and their third in the past five years thanks to Mahomes, who was inducted into both Texas Tech's Hall of Fame and Ring of Honor in 2022.
- With his first Super Bowl win over the San Francisco 49ers, Mahomes became the youngest player in history to be named NFL MVP and also win a Super Bowl. Mahomes, who at only 24 years of age, was tabbed Super Bowl MVP after leading the Chiefs to their second Super Bowl title in history and their first since 1970.
- In July 2020, Mahomes signed the richest contract in NFL history as he and the Chiefs agreed on a 10-year extension worth up to \$503 million. It marked the second time in school history where a Red Raider has signed the richest NFL contract as Ring of Honor member Donny Anderson previously did so with the Green Bay Packers upon being drafted in 1965.
- While maybe known for its offense in recent years, Texas Tech has had two recent first round draft picks from its defense in current Seattle Seahawks linebacker Jordyn Brooks and Las Vegas Raiders edge end Tyree Wilson. Wilson became the highest-drafted Red Raider in program history in 2023 after being selected seventh overall. Brooks, meanwhile, signed with the Miami Dolphins this past offseason after spending the first four professional seasons with the Seahawks.
- Texas Tech has had three Red Raiders hear their names called during the NFL Draft early in Joey McGuire's tenure as, in addition to Wilson, defensive back Dadrion Taylor-Demerson went in the fourth round this past spring followed by rush end Myles Cole in the seventh round. Texas Tech has also had more than 10 Red Raiders sign undrafted free agent contracts during McGuire's tenure.

2024 RED RAIDERS IN THE NFL

NAME (YEARS AT TECH)	NFL TEAM
Jordyn Brooks, LB (2016-19)	Miami Dolphins
Le'Raven Clark, OL (2012-15)	Philadelphia Eagles
Myles Cole, DE (2022-23)	Jacksonville Jaguars
Baylor Cupp, TE (2022-23)	Kansas City Chiefs
Sam Eguavoen, LB (2011-14)	New York Jets
Erik Ezukanma, WR (2019-21)	Miami Dolphins
Patrick Mahomes II, QB (2014-16)	Kansas City Chiefs
Zech McPhearson, DB (2019-20)	Jacksonville Jaguars
Tyler Owens, DB (2022-23)	Washington Commanders
Cole Spencer, OL (2022-23)	Tennessee Titans
Terence Steele, OL (2016-19)	Dallas Cowboys
Dadrion Taylor-Demerson, S (2019-23)	Arizona Cardinals
Broderick Washington Jr., DL (2016-19)	Baltimore Ravens
Tyree Wilson, DE (2021-22)	Las Vegas Raiders

ROBERTS BUILDING OFF FRESHMAN SEASON

- Ben Roberts has built off his Freshman All-America campaign from a year ago as he is second on the team with both 78 total tackles and third with 4.5 tackles for loss this season. Roberts, who became the first Red Raider linebacker to earn Freshman All-America honors since Brian Duncan in 2007, recorded his best outing of the season with a team-high 12 tackles against Cincinnati to go along with 2.0 tackles for a loss, a forced fumble and quarterback hurry. He has eight double-digit tackle performances in 27 career games.
- Roberts played a role in both of Texas Tech's takeaways in the Cincinnati win as he punched out a key fumble on the Bearcats' opening drive of the second half and then provided the quarterback hurry that resulted in A.J. McCarty's pick-six interception. It was the third forced fumble of the season for Roberts, who is tied for 20th in the FBS and third in the Big 12 alongside teammate Jacob Rodriguez entering bowl season. Roberts provided the quarterback hurry that led to another McCarty interception in the win at Iowa State.
- Roberts closed the 2023 season tied for the national lead among freshmen for tackles as he and Alabama's Caleb Downs both recorded 107 overall. In addition to earning Freshman All-America honors, he was tabbed the Big 12 Co-Defensive Freshman of the Year, marking the first time a Red Raider had collected the honor.
- Roberts recorded the most tackles in a season by a Red Raider freshman dating back to 1980 as Donald Harris is the only other Texas Tech letterwinner to reach the 100-tackle mark after finishing with 104 stops in 1987. He joined current Miami Dolphins linebacker Jordyn Brooks (2016) as the only Red Raider freshman to lead the team in tackles since 1996.
- Roberts has combined for 185 tackles now early in his career the past two seasons. That total ranks third among Big 12 players since the start of the 2023 season as he trails only Iowa State's Beau Freyler (189) and Oklahoma State's Nickolas Martin (187).

HE HAS HANDS AND SPEED, TOO

- Quincy Ledet's 50th career game at the college level was likely one he will not forget anytime soon. The senior defensive lineman turned in one of the key plays in the victory at Arizona as he snagged a deflected pass by Jacob Rodriguez and returned the interception 20 yards into Wildcat territory. The interception marked the first by a Texas Tech defensive lineman since Mychealon Thomas pulled down a deflected pass of his own against Kansas State on Nov. 4, 2017. The Red Raiders went on to score via a Tahj Brooks nine-yard scamper on the ensuing drive following Ledet's interception to take a 15-3 lead with less than two minutes until halftime.

DEFENSIVE NOTABLES

- Texas Tech outside linebackers coach C.J. Ah You will call the defense in the AutoZone Liberty Bowl following the dismissal of both defensive coordinator Tim DeRuyter and defensive passing game coordinator Marcel Yates following the regular season. Ah You is in his third season on the Texas Tech defensive staff where he has coached two NFL Draft picks in Tyree Wilson (2022) and Myles Cole (2023).
- Texas Tech was productive in getting in the backfield over the past five games with 32.0 tackles for loss and 13.0 sacks during that stretch. Texas Tech matched its season high with 7.0 tackles for loss three times during that stretch at TCU and against both Colorado and West Virginia. Texas Tech has recorded 13 of its 19 overall sacks over the last five games. The run comes after the Red Raiders were shut out in both categories against Baylor, marking the first time Texas Tech did not record a tackle for loss in more than a decade.

- Texas Tech is one of 28 FBS teams and one of four schools from the Big 12 with three defensive touchdowns already this year. The Red Raiders recorded their third defensive touchdown of the season at Oklahoma State with Jacob Rodriguez falling on a fumble in the end zone late in the fourth quarter.
- Texas Tech's other two defensive touchdowns came via interceptions. A.J. McCarty provided Texas Tech's second pick-six against Cincinnati, returning his first career interception as a Red Raider for 51 yards. Bralyn Lux had the first interception for a touchdown against North Texas as he went 44 yards to the end zone.
- For McCarty, it was his second career interception at the time and his first as a Red Raider. Ironically, each of his first two career interceptions went for touchdowns inside Jones AT&T Stadium as he stepped in front of a Tyler Shough pass as a member of the Baylor Bears in 2022, only to return it 18 yards for a touchdown. He made his third interception of the season in the second quarter of Texas Tech's win at Iowa State.
- Texas Tech picked up its fourth win under Joey McGuire when allowing 40 or more points at Oklahoma State, including its third this season alone.
- Texas Tech has allowed a 400-yard passer only three times under Joey McGuire, including twice this season against both Abilene Christian and Cincinnati. Ironically, the Red Raiders are 3-0 in those games.
- Joey McGuire emphasizes annually how younger players will develop into key contributors late in the season. Redshirt freshman Braylon Rigsby is this year's example as he has 11 tackles in the past four games combined, including a career-high four stops at Oklahoma State. He has recorded at least one tackle for loss in two of the last three games.
- The return of Texas Tech's recruiting prowess under Joey McGuire is starting to show this season as 14 different underclassmen have made at least one start this season, including nine on the defensive side of the ball. Texas Tech has had 37 different players make a start this season, including seven sophomores and five freshmen.

GETTING TO THE KICKER

- Texas Tech blocked its ninth kick under Joey McGuire and special teams coordinator Kenny Perry at Oklahoma State as Travon McAlpine reached up to block an extra point late in the fourth quarter. E'Maurion Banks provided Texas Tech's other blocked kick this season with a knocked-down PAT against Arizona State, the second in his career. The Red Raiders, who had four blocked kicks in McGuire's debut in 2022 and followed with three a year ago, lead the Big 12 and rank tied for ninth for blocked kicks since 2022.

NCAA LEADERS IN BLOCKED KICKS SINCE 2022

School	Blocked Kicks
1. Notre Dame	16
2. Georgia Tech	13
3. South Carolina	12
Louisville	12
5. Bowling Green	11
Miami (OH)	11
Rutgers	10
Central Michigan	10
9. Texas Tech	9
Florida State	9
Illinois	9
Nebraska	9
Army	9
Old Dominion	9





GARCIA AMONG TEXAS TECH'S ALL-TIME GREATS

Gino Garcia has developed into one of the most-accurate kickers in all of college football this season as well as in Texas Tech history. The senior has found the uprights on 18 of his 19 field goal attempts entering this weekend, which, if the season ended today, would break Clayton Hatfield's single-season school record for field goal percentage. Garcia, who ranks tied for third in the FBS currently for field goal percentage, began the year by connecting on each of his first 15 tries as he set the Texas Tech career record for most-consecutive made field goals against Colorado with 16 dating back to last season's Independence Bowl.

NCAA FBS LEADERS FOR FIELD GOAL PERCENTAGE (MIN. 10 ATTEMPTS)

Name (School)	Att.	Made	Pct.
1. Ryan Fitzgerald (Florida State)	13	13	100.0
Stephen Rusnak (Charlotte)	11	11	100.0
3. <i>Gino Garcia (Texas Tech)</i>	19	18	94.7
Lucas Carneiro (Western Kentucky)	19	18	94.7
5. Dominic Zvada (Michigan)	18	17	94.4
6. Andres Borregales (Miami)	17	16	94.1

SPECIAL TEAMS NOTEBOOK

WHERE GARCIA'S SEASON RANKS...

- Gino Garcia has been the standard for consistency so far this season as the senior kicker ranks tied for third in the FBS for field goal percentage among those with at least 10 attempts. Garcia is 18-of-19 on field goal attempts this season, which is on pace to break the Texas Tech all-time single-season record.
- Throughout Texas Tech's history, it has had only three kickers finish with a field goal percentage of higher than 90 percent in a season. That list features Clayton Hatfield in 2016 (92.9), Trey Wolff in 2019 (90.9) and school record holder Jonathan Garibay in 2021 (93.8).

TECH SINGLE-SEASON LEADERS IN FG PERCENTAGE

Name (Year)	Att.	Made	Pct.
1. Gino Garcia (2024)	19	18	94.7
Jonathan Garibay (2021)	16	15	93.8
3. Clayton Hatfield (2016)	14	13	92.9
4. Trey Wolff (2019)	22	20	90.9
5. Clayton Hatfield (2018)	19	17	89.5

MORE ON GARCIA...

- Dating back to the start of Big 12 play a year ago, Garcia has made 29 of his last 32 field goal attempts. His three misses during that span were a 48-yarder at Kansas a year ago, a 39-yarder against Cal in the Independence Bowl and then a 53-yard attempt this year versus Colorado.
- Garcia connected on a 44-yard field goal at Iowa State to break the Texas Tech career mark for most consecutive made field goals. His streak ended with 16 consecutive made field goals against Colorado as he was wide right on a 53-yard attempt just before halftime. He broke the previous record of 13 that was set twice previously by Clayton Hatfield in 2018 and then Jonathan Garibay in 2021.
- Prior to that miss, Garcia had connected on a similar 53-yard attempt, his fourth of 50 or more yards already in his Texas Tech career. Garcia became the first Red Raider in school history a year ago to connect on three or more field goals in a season of 50 yards or longer en route to earning honorable mention All-Big 12 accolades.
- Garcia, an All-Big 12 second-team honoree this season, will enter the Liberty Bowl ranked fourth on the Texas Tech single-season field goal chart as his 18 made attempts this season are five shy of Ryan Bustin's record of 23 from 2013.
- Garcia, who was placed on scholarship by Joey McGuire prior to the first bowl practice last season, is 66-for-88 on field goal attempts over his career as he has connected from 48 yards or longer 10 times, including a career-long 59-yarder at Houston Baptist in 2021.

NATION'S MOST-EXPLOSIVE RETURNER

- Texas Tech will look for any way to get the ball into Drae McCray's hands as he ranks among the most explosive players in college football. McCray is one of only 10 kick returners in the FBS to boast three or more returns of at least 40 yards and the lone one to do so from the Big 12. McCray has five returns of at least 50 yards since his arrival at Texas Tech in 2023.
- Both of those returns of more than 50 yards this year came in the season opener versus Abilene Christian as he brought back his first kickoff return of the season for 74 yards, marking the second-longest of his career, before escaping for 65 yards later in the third quarter. He finished with three returns for 165 yards at an impressive average of 55.0 yards.
- McCray previously missed a three-game stretch due to injury but returned against Oklahoma State to bring back three kicks for 87 yards, including a 45-yarder in the fourth quarter. He is averaging 26.4 yards a kick return, which ranks seventh in the FBS and leads the Big 12 currently. He is averaging 27.1 yards a return over his career, which is second nationally among active FBS players, trailing only Kentucky's Barion Brown (29.3).
- McCray now ranks sixth all-time in program history with 1,113 career kick return yards in only 22 games as a Red Raider. McCray, who is 39 yards shy of matching Jakeem Grant for fifth all-time in program history, became the seventh Red Raider to reach 1,000 kick return yards as a Red Raider. Of the five letterwinners ahead of him on the all-time kick return chart, all recorded at least 45 career attempts compared to only 41 thus far for McCray.

BE SPECIAL ON SPECIAL TEAMS

- Texas Tech is 21-of-23 overall on field goal attempts as the Red Raiders entered the season in the midst of a kicking competition between Gino Garcia and Reese Burkhardt. Texas Tech is one of 14 teams nationally with a field goal percentage above 90 percent this season and one of two from the Big 12.
- Burkhardt has also handled kickoff duties for a second-consecutive season as he has sailed 47-of-74 attempts for touchbacks (63.5 percent). That's a higher number from a year ago where he recorded a touchback on 40 of his 64 attempts (62.5 percent).
- Texas Tech has a new punter for the first time since 2019 following the graduation of Austin McNamara, who ended his career with the highest average in program history. Jack Burgess has filled his shoes as the Australian arrived following two seasons at Weber State. Burgess has been called on to punt 43 times this season as he is averaging 42.0 yards an attempt with 17 of his attempts downed inside the 20 so far this season.

RECORD BOOK WATCH

TEXAS TECH CAREER KICKOFF YARDAGE LEADERS

Name (Years)	Yards
1. Jakeem Grant (2011-15); 87 returns	2,169
2. Eric Stephens (2009-12); 82 returns	1,979
3. Donny Anderson (1963-65); 56 returns	1,309
4. Lawrence Williams (1972-74); 47 ret.	1,268
5. Jakeem Grant (2012-14); 48 returns	1,152
6. Drae McCray (2023-present); 41 ret.	1,113
7. Ivory McCann (2001-02); 49 returns	1,101
8. Ben McRoy (2010-11); 40 returns	977
9. Wayne Walker (1985-88); 51 returns	959
10. Johnnie Mack (2003-04); 43 returns	955
11. Rodney Blackshear (1987-91); 37 ret.	899

TEXAS TECH SINGLE-SEASON KICKOFF YARDAGE LEADERS

Name (Year)	Yards
1. Eric Stephens (2010); 44 returns	1,071
2. Jakeem Grant (2015); 39 returns	1,017
3. Ben McRoy (2011); 36 returns	899
4. Eric Stephens (2009); 32 returns	823
5. De'Quan Bowman (2018); 31 returns	782
6. Drae McCray (2023); 26 returns	717
7. Rodney Blackshear (1990); 24 returns	621
8. Ivory McCann (2001); 22 returns	606
9. Johnnie Mack (2003); 22 returns	546
10. Donny Anderson (1965); 22 returns	541

TEXAS TECH SINGLE-SEASON FIELD GOAL LEADERS

Name (Year)	Fgs
1. Ryan Bustin (2013)	23
2. Trey Wolff (2022)	21
3. Trey Wolff (2019)	20
4. Gino Garcia (2024)	18
5. Clayton Hatfield (2018)	17
Ryan Bustin (2012)	17
Lin Elliott (1991)	17
Ricky Gunn (1984)	17
Bill Adams (1979)	17
10. Bill Adams (1978)	16
Chris Birkholz (1998)	16
Gino Garcia (2023)	16
13. Four others	15

TEXAS TECH CAREER FIELD GOAL LEADERS

Name (Years)	Fgs
1. Ryan Bustin (2012-14)	50
Clayton Hatfield (2015-18)	50
3. Alex Trlica (2004-07)	48
4. Bill Adams (1977-79)	43
5. Trey Wolff (2019-22)	42
6. Ricky Gann (1981-84)	41
Scott Segrist (1985-88)	41
8. Lin Elliott (1988-91)	40
9. Jon Davis (1991-94)	35
Chris Birkholz (1998-00)	35
11. Gino Garcia (2022-present)	34
12. Don Grimes (1971-73)	29

TEXAS TECH CAREER CONSECUTIVE FIELD GOALS MADE

Name (Years)	Fgs
1. Gino Garcia (2023-24)	16
2. Clayton Hatfield (2018)	13
Jonathan Garibay (2021)	13

COME-FROM-BEHIND WINS

The victory over Cincinnati at home on Sept. 28 marked the 27th time since 2000, and fourth time under Joey McGuire, that the Red Raiders overcame a double-digit deficit to win. Below is a listing of Tech's come-from-behind wins during that span:

DATE	OPPONENT	DEFICIT	RESULT
Dec. 29, 2006	vs. Minnesota*	31	W, 44-41 (OT)
Sept. 25, 2004	Kansas	25	W, 31-30
Sept. 18, 2004	TCU	21	W, 70-35
Oct. 1, 2011	at Kansas	20	W, 45-34
Nov. 26, 2022	Oklahoma	18	W, 51-48 (OT)
Oct. 5, 2002	at #23 Texas A&M	18	W, 48-47 (OT)
Nov. 18, 2006	Oklahoma State	17	W, 30-24
Nov. 18, 2023	UCF	14	W, 24-23
Sept. 24, 2022	#22 Texas	14	W, 37-34 (OT)
Sept. 4, 2021	vs. Houston	14	W, 38-21
Nov. 14, 2020	Baylor	14	W, 24-23
Sept. 24, 2011	Nevada	14	W, 35-34
Nov. 6, 2010	at #14 Missouri	14	W, 27-17
Nov. 29, 2008	Baylor	14	W, 35-28
Jan. 1, 2008	vs. Virginia	14	W, 31-28
Sept. 8, 2007	UTEP	14	W, 45-31
Nov. 1, 2003	Colorado	14	W, 26-21
Nov. 16, 2002	#3 Texas	14	W, 42-38
Oct. 19, 2013	at West Virginia	11	W, 37-27
Sept. 28, 2024	Cincinnati	11	W, 44-41
Nov. 24, 2017	at Texas	10	W, 27-23
Nov. 22, 2014	at Iowa State	10	W, 34-31
Oct. 5, 2013	at Kansas	10	W, 54-16
Oct. 20, 2012	at #21 TCU	10	W, 56-56 (3OT)
Sept. 3, 2011	Texas State	10	W, 50-10
Oct. 23, 2010	at Colorado	10	W, 27-24
Nov. 21, 2009	vs. Baylor	10	W, 20-13

* indicates largest come-from-behind win in FBS bowl history.
Bold indicates a Joey McGuire-led team

ALL-TIME OVERTIME GAMES

Texas Tech is 10-8 all-time in overtime games since the NCAA began allowing games to go past regulation in 1996. Below is a listing of Texas Tech's all-time results in overtime:

DATE	OPPONENT	RESULT
Aug. 31, 2024	Abilene Christian	W, 52-51 (OT)
Sept. 2, 2023	at Wyoming	L, 33-35 (2OT)
Nov. 26, 2022	Oklahoma	W, 51-48 (OT)
Sept. 24, 2022	#22 Texas	W, 37-34 (OT)
Sept. 10, 2022	#25 Houston	W, 33-30 (2OT)
Sept. 26, 2020	#8 Texas	L, 56-63 (OT)
Oct. 12, 2019	at #22 Baylor	L, 30-33 (2OT)
Nov. 4, 2017	Kansas State	L, 35-42 (OT)
Oct. 29, 2016	at TCU	W, 27-24 (2OT)
Nov. 24, 2012	vs. Baylor	L, 45-52 (OT)
Nov. 10, 2012	Kansas	W, 41-34 (2OT)
Oct. 20, 2012	at #21 TCU	W, 56-53 (3OT)
Oct. 11, 2008	Nebraska	W, 37-31 (OT)
Dec. 29, 2006	vs. Minnesota	W, 44-41 (OT)
Sept. 9, 2006	at UTEP	W, 38-35 (OT)
Nov. 13, 2004	at #22 Texas A&M	L, 25-32 (OT)
Oct. 5, 2002	at #23 Texas A&M	W, 48-47 (OT)
Sept. 21, 2002	#16 N.C. State	L, 48-51 (OT)
Oct. 6, 2001	Kansas	L, 31-34 (2OT)

2024 OPPONENT SCHEDULES/RESULTS



ABILENE CHRISTIAN
 9-5, 7-1 UAC
 Aug. 31 • 6:30 p.m.
 Lubbock, Texas

Date	Opponent	Time/Result
Aug. 31	at Texas Tech	L, 51-52 (OT)
Sept. 7	West Georgia	W, 38-24
Sept. 14	at Northern Colorado	W, 24-22
Sept. 21	Idaho	L, 24-27
Sept. 28	at Utah Tech	W, 55-30
Oct. 5	Central Arkansas	W, 41-34
Oct. 12	at North Alabama	L, 34-47
Oct. 19	Eastern Kentucky	W, 34-20
--	OPEN DATE	--
Nov. 2	Southern Utah	W, 28-25
Nov. 9	at Austin Peay	W, 35-34
Nov. 16	at Tarleton State	W, 35-31
Nov. 23	at Stephen F. Austin	L, 19-32
Nov. 30	Northern Arizona	W, 24-0
Dec. 7	at North Dakota St.	L, 31-51



ARIZONA ST SUN DEVILS
 11-2, 7-2 Big 12
 Sept. 21 • 2:30 p.m.
 Lubbock, Texas

Date	Opponent	Time/Result
Aug. 31	Wyoming	W, 48-7
Sept. 7	Mississippi State	W, 30-23
Sept. 14	at Texas State	W, 31-28
Sept. 21	at Texas Tech	L, 22-30
--	OPEN DATE	--
Oct. 5	Kansas	W, 35-31
Oct. 11	Utah	W, 27-19
Oct. 19	at Cincinnati	L, 14-24
--	OPEN DATE	--
Nov. 2	at Oklahoma State	W, 42-21
Nov. 9	UCF	W, 35-31
Nov. 16	at Kansas State	W, 24-14
Nov. 23	BYU	W, 28-23
Nov. 30	at Arizona	W, 49-7
Dec. 7	vs. Iowa St. (Big12 C)	W, 45-19
Jan. 1	CFP Quarterfinals	TBD



BAYLOR BEARS
 8-4, 6-3 Big 12
 Oct. 19 • 3 p.m.
 Lubbock, Texas

Date	Opponent	Time/Result
Aug. 31	Tarleton State	W, 45-3
Sept. 7	at Utah	L, 12-23
Sept. 14	Air Force	W, 31-3
Sept. 21	at Colorado	L, 31-38 (OT)
Sept. 28	BYU	L, 28-34
Oct. 5	at Iowa State	L, 21-43
--	OPEN DATE	--
Oct. 19	at Texas Tech	W, 59-35
Oct. 26	Oklahoma State	W, 38-28
Nov. 2	TCU	W, 37-34
--	OPEN DATE	--
Nov. 16	at West Virginia	W, 49-35
Nov. 23	at Houston	W, 20-10
Nov. 30	Kansas	W, 45-17
Dec. 31	vs. LSU	2:30 p.m.



COLORADO BUFFALOES
 9-3, 7-2 Big 12
 Nov. 9 • 3 p.m.
 Lubbock, Texas

Date	Opponent	Time/Result
Aug. 31	North Dakota State	W, 31-26
Sept. 7	at Nebraska	L, 10-28
Sept. 14	at Colorado State	W, 28-9
Sept. 21	Baylor	W, 38-31 (OT)
Sept. 28	at UCF	W, 48-21
--	OPEN DATE	--
Oct. 12	Kansas State	L, 28-31
Oct. 19	at Arizona	W, 34-7
Oct. 26	Cincinnati	W, 34-23
--	OPEN DATE	--
Nov. 9	at Texas Tech	W, 41-27
Nov. 16	Utah	W, 49-24
Nov. 23	at Kansas	L, 21-37
Nov. 29	Oklahoma State	W, 52-0
Dec. 28	vs. BYU	6:30 p.m.



WASHINGTON STATE
 8-4, 0-0 Pac-12
 Sept. 7 • 9:00 p.m.
 Pullman, Wash.

Date	Opponent	Time/Result
Aug. 31	Portland State	W, 70-30
Sept. 7	Texas Tech	W, 37-16
Sept. 14	vs. Washington	W, 24-19
Sept. 20	San Jose State	W, 54-52 (2OT)
Sept. 28	at Boise State	L, 24-45
--	OPEN DATE	--
Oct. 12	at Fresno State	W, 25-17
Oct. 19	Hawaii	W, 42-10
Oct. 26	at San Diego State	W, 29-26
--	OPEN DATE	--
Nov. 9	Utah State	W, 49-28
Nov. 16	at New Mexico	L, 35-38
Nov. 23	at Oregon State	L, 38-41
Nov. 30	Wyoming	L, 14-15
Dec. 27	vs. Syracuse	7 p.m.



CINCINNATI BEARCATS
 5-7, 3-6 Big 12
 Sept. 28 • 7 p.m.
 Lubbock, Texas

Date	Opponent	Time/Result
Aug. 31	Towson	W, 38-20
Sept. 7	Pittsburgh	L, 27-28
Sept. 14	at Miami (OH)	W, 27-16
Sept. 21	Houston	W, 34-0
Sept. 28	at Texas Tech	L, 41-44
--	OPEN DATE	--
Oct. 12	at UCF	W, 19-13
Oct. 19	Arizona State	W, 24-14
Oct. 26	at Colorado	L, 23-34
--	OPEN DATE	--
Nov. 9	West Virginia	L, 24-31
Nov. 16	at Iowa State	L, 17-34
Nov. 23	at Kansas State	L, 15-41
Nov. 30	TCU	L, 13-20



TCU HORNED FROGS
 8-4, 6-3 Big 12
 Oct. 26 • 2:30 p.m.
 Fort Worth, Texas

Date	Opponent	Time/Result
Aug. 30	at Stanford	W, 34-27
Sept. 7	Long Island Univ.	W, 45-0
Sept. 14	UCF	L, 34-35
Sept. 21	at SMU	L, 42-66
Sept. 28	at Kansas	W, 38-27
Oct. 4	Houston	L, 19-30
--	OPEN DATE	--
Oct. 19	at Utah	W, 13-7
Oct. 26	Texas Tech	W, 35-34
Nov. 2	at Baylor	L, 34-37
Nov. 9	Oklahoma State	W, 38-13
--	OPEN DATE	--
Nov. 23	Arizona	W, 49-28
Nov. 30	at Cincinnati	W, 20-13
Dec. 28	vs. Louisiana	1:15 p.m.



OKLAHOMA ST COWBOYS
 3-9, 0-9 Big 12
 Nov. 23 • 2:30 p.m.
 Stillwater, Okla.

Date	Opponent	Time/Result
Aug. 31	South Dakota State	W, 44-20
Sept. 7	Arkansas	W, 39-31
Sept. 14	at Tulsa	W, 45-10
Sept. 21	Utah	L, 19-22
Sept. 28	at Kansas State	L, 20-42
Oct. 5	West Virginia	L, 14-38
--	OPEN DATE	--
Oct. 19	at BYU	L, 35-38
Oct. 26	at Baylor	L, 28-38
Nov. 2	Arizona State	L, 21-42
Nov. 9	at TCU	L, 13-38
--	OPEN DATE	--
Nov. 23	Texas Tech	L, 48-56
Nov. 29	at Colorado	L, 0-52



NORTH TEXAS
 6-6, 3-5 AAC
 Sept. 16 • 11 a.m.
 Lubbock, Texas

Date	Opponent	Time/Result
Aug. 31	at South Alabama	W, 52-38
Sept. 7	Stephen F. Austin	W, 35-20
Sept. 14	at Texas Tech	L, 21-66
Sept. 21	Wyoming	W, 44-17
Sept. 28	Tulsa	W, 52-20
--	OPEN DATE	--
Oct. 12	at Florida Atlantic	W, 41-37
Oct. 19	at Memphis	L, 44-52
Oct. 26	Tulane	L, 37-45
--	OPEN DATE	--
Nov. 9	Army	L, 3-14
Nov. 15	at UTSA	L, 27-48
Nov. 23	East Carolina	L, 28-40
Nov. 30	at Temple	W, 24-17
Dec. 3	vs. Texas State	3 p.m.



ARIZONA WILDCATS
 4-8, 2-7 Big 12
 Oct. 5 • 10 p.m.
 Tucson, Ariz.

Date	Opponent	Time/Result
Aug. 31	New Mexico	W, 61-39
Sept. 7	Northern Arizona	W, 22-10
Sept. 14	at Kansas State	L, 7-31
--	OPEN DATE	--
Sept. 28	at Utah	W, 23-10
Oct. 5	Texas Tech	L, 22-28
Oct. 12	at BYU	L, 19-41
Oct. 19	Colorado	L, 7-34
Oct. 26	West Virginia	L, 26-31
Nov. 2	at UCF	L, 12-56
--	OPEN DATE	--
Nov. 15	Houston	W, 27-3
Nov. 23	at TCU	L, 28-49
Nov. 30	Arizona State	L, 7-49



IOWA STATE CYCLONES
 10-3, 7-2 Big 12
 Nov. 2 • 2:30 p.m.
 Ames, Iowa

Date	Opponent	Time/Result
Aug. 31	North Dakota	W, 21-3
Sept. 7	at Iowa	W, 20-19
--	OPEN DATE	--
Sept. 21	Arkansas State	W, 52-7
Sept. 28	at Houston	W, 20-0
Oct. 5	Baylor	W, 43-21
Oct. 12	at West Virginia	W, 28-16
Oct. 19	UCF	W, 38-35
--	OPEN DATE	--
Nov. 2	Texas Tech	L, 22-23
Nov. 9	at Kansas	L, 36-45
Nov. 16	Cincinnati	W, 34-17
Nov. 23	at Utah	W, 31-28
Nov. 30	Kansas State	W, 29-21
Dec. 7	vs. Arizona St. (Big12 C)	L, 19-45
Dec. 28	vs. Miami	2:30 p.m.



WEST VIRGINIA
 6-7, 5-4 Big 12
 Nov. 30 • 11 a.m.
 Lubbock, Texas

Date	Opponent	Time/Result
Aug. 31	Penn State	L, 12-34
Sept. 7	UAlbany	W, 49-14
Sept. 14	at Pittsburgh	L, 34-38
Sept. 21	Kansas	W, 32-28
--	OPEN DATE	--
Oct. 5	at Oklahoma State	W, 38-14
Oct. 12	Iowa State	L, 16-28
Oct. 19	Kansas State	L, 18-45
Oct. 26	at Arizona	W, 31-26
--	OPEN DATE	--
Nov. 9	at Cincinnati	W, 31-24
Nov. 16	Baylor	L, 35-49
Nov. 23	UCF	W, 31-21
Nov		

NATIONAL RANKINGS

ASSOCIATED PRESS (Week 16, Dec. 8)

Team	Record	Points
1. Oregon (62)	13-0	1550
2. Georgia	11-2	1474
3. Notre Dame	11-1	1398
4. Texas	11-2	1346
5. Penn State	11-2	1258
6. Ohio State	10-2	1233
7. Tennessee	10-2	1224
8. Boise State	12-1	1108
9. Indiana	11-1	1052
10. Arizona State	11-2	1001
11. Alabama	9-3	838
12. SMU	11-2	837
13. Clemson	10-3	827
14. South Carolina	9-3	770
15. Miami (FL)	10-2	697
16. Ole Miss	9-3	680
17. BYU	10-2	531
18. Iowa State	10-3	401
19. Army	11-1	363
20. Colorado	9-3	329
21. Illinois	9-3	370
22. Syracuse	9-3	234
23. Missouri	9-3	228
24. UNLV	10-3	144
25. Memphis	10-2	132

RECEIVING VOTES: Texas A&M 75, Louisville 37, Duke 29, Kansas St. 9, Marshall 8, LSU 8, Florida 5, Ohio 2, Tulane 2, Baylor 2, Louisiana-Lafayette 1.

USA TODAY AFCA COACHES POLL (Week 16, Dec. 8)

Team	Record	Points
1. Oregon (54)	13-0	1350
2. Georgia	11-2	1281
3. Notre Dame	11-1	1214
4. Texas	11-2	1178
5. Penn State	11-2	1080
6. Tennessee	10-2	1069
7. Ohio State	10-2	1037
8. Boise State	12-1	929
9. Indiana	11-1	925
10. Arizona State	11-2	856
11. Alabama	9-3	749
12. SMU	11-2	741
13. Clemson	10-3	707
14. South Carolina	9-3	668
15. Ole Miss	9-3	631
16. Miami (FL)	10-2	611
17. BYU	10-2	423
18. Army	11-1	361
19. Iowa State	10-3	355
20. Missouri	9-3	282
21. Illinois	9-3	275
22. Colorado	9-3	228
23. Memphis	10-2	166
24. UNLV	10-3	140
25. Syracuse	9-3	129

RECEIVING VOTES: Texas A&M 50, Duke 40, Louisville 17, Kansas State 16, Marshall 14, Ohio 8, Tulane 6, Louisiana 6, Jacksonville State 3, Georgia Tech 3, LSU 1, Iowa 1.

COLLEGE FOOTBALL PLAYOFF (Week 16, Dec. 8)

Team	Record
1. Oregon	13-0
2. Georgia	11-2
3. Texas	11-2
4. Penn State	11-2
5. Notre Dame	11-1
6. Ohio State	10-2
7. Tennessee	10-2
8. Indiana	11-1
9. Boise State	12-1
10. SMU	11-2
11. Alabama	9-3
12. Arizona State	11-2
13. Miami (FL)	10-2
14. Ole Miss	9-3
15. South Carolina	9-3
16. Clemson	10-3
17. BYU	10-2
18. Iowa State	10-3
19. Missouri	9-3
20. Illinois	9-3
21. Syracuse	9-3
22. Army	11-1
23. Colorado	9-3
24. UNLV	10-3
25. Memphis	10-2

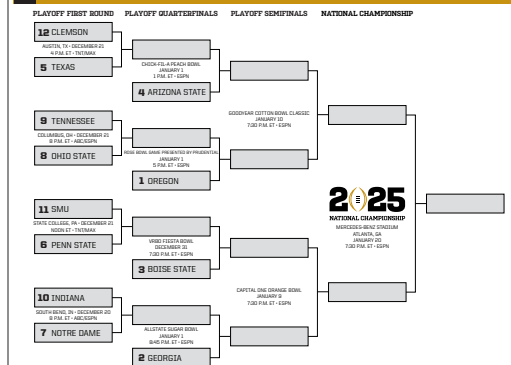
THE LAST TIME TEXAS TECH WAS...

Ranked in AP Poll	Sept. 23, 2018 (No. 25)
Ranked in Coaches' Poll	Preseason 2023 (No. 24)
RV in the AP Poll	Nov. 3, 2024
RV in Coaches' Poll	Nov. 3, 2024

MISCELLANEOUS RECORDS:

Highest Ranking (AP):	No. 2 (Nov. 2-16, 2008)
Highest Ranking (Coaches):	No. 2 (Nov. 9-16, 2008)
Highest Final Ranking (AP):	No. 11 (1938, 1973)
Highest Final Ranking (Coaches):	No. 11 (1973)
Consecutive Weeks Ranked (AP):	20 (2004-06)

2024-25 COLLEGE FOOTBALL PLAYOFF



BIG 12 CONFERENCE 2024-27 SCHEDULING MATRIX

2024

Date	Opponent	Location
A31	Abilene Christian	Lubbock, TX
S7	at Washington State	Pullman, WA
S14	North Texas	Lubbock, TX
S21	Arizona State*	Lubbock, TX
S28	Cincinnati*	Lubbock, TX
O5	at Arizona*	Tuscon, AZ
O19	Baylor*	Lubbock, TX
O26	at TCU*	Fort Worth, TX
N2	at Iowa State*	Ames, IA
N9	Colorado*	Lubbock, TX
N23	at Oklahoma State*	Stillwater, OK
N30	West Virginia*	Lubbock, TX

2025

Date	Opponent	Location
A30	Arkansas-Pine Bluff	Lubbock, TX
S6	Kent State	Lubbock, TX
S13	Oregon State	Lubbock, TX
	BYU*	Lubbock, TX
	Kansas*	Lubbock, TX
	Oklahoma State*	Lubbock, TX
	UCF*	Lubbock, TX
	at Arizona State*	Tempe, AZ
	at Houston*	Houston, TX
	at Kansas State*	Manhattan, KS
	at Utah*	Salt Lake City, UT
	at West Virginia*	Morgantown, WV

2026

Date	Opponent	Location
S5	Abilene Christian	Lubbock, TX
S12	at Oregon State	Corvallis, OR
S26	Sam Houston	Lubbock, TX
	Arizona*	Lubbock, TX
	Arizona State*	Lubbock, TX
	Houston*	Lubbock, TX
	TCU*	Lubbock, TX
	West Virginia*	Lubbock, TX
	at Baylor*	Waco, TX
	at Cincinnati*	Cincinnati, OH
	at Colorado*	Boulder, CO
	at Oklahoma State*	Stillwater, TX

2027

Date	Opponent	Location
S4	Arkansas-Pine Bluff	Lubbock, TX
S11	at North Texas	Denton, TX
S18	N.C. State	Lubbock, TX
	Baylor*	Lubbock, TX
	Iowa State*	Lubbock, TX
	Kansas State*	Lubbock, TX
	Utah*	Lubbock, TX
	at BYU*	Provo, UT
	at Houston*	Houston, TX
	at Kansas*	Lawrence, KS
	at TCU*	Fort Worth, TX
	at UCF*	Orlando, FL

* = Big 12 game

All future conference dates (2025-27) are TBD



TEXAS TECH QUICK FACTS

TEXAS TECH UNIVERSITY

Location	Lubbock, Texas
Founded	1923
Enrollment	41,045
Chancellor	Dr. Tedd Mitchell
President	Dr. Lawrence Schovanec
Director of Athletics	Kirby Hocutt
Faculty Athletics Representative	Brian Shannon
NCAA Affiliation	Division I
Athletics Conference	Big 12 (Charter Member)
Nickname	Red Raiders
Official Mascot	Masked Rider (horse and rider)
Unofficial Mascot	Raider Red (cartoon figure)
Colors	Scarlet (PMS 485c) & Black (Process Black)
Band	Goin' Band From Raiderland (400 members)

TEAM HISTORY

First Year of Football	1925
Conference Championships	11
Bowl Appearances/Record	41 (17-23-1)
8+ win seasons (most recent)	27 (2022, 8-5)
9+ win seasons (most recent)	14 (2009, 9-4)
10+ win seasons (most recent)	6 (2008, 11-2)
Most wins in single season	11 (1953, 1973, 2008)

STADIUM INFORMATION

Stadium (Capacity)	Jones AT&T Stadium (60,229)
Stadium Luxury Suites	102
Stadium Club Seats	1,644
Stadium Surface	Hellas Matrix Helix (installed 2023)

TEXAS TECH SUPPORT STAFF

Head Strength & Conditioning Coach	Lance Barilow (3rd Season)
Sr. Assoc. S&C Coach	Aaron Hall (3rd Season)
Asst. S&C Coach	Brandyn Musgrave (3rd Season)
Asst. S&C Coach	Khalid Blount (2nd Season)
Associate A.D./Athletic Trainer	Michael Ramirez (8th Season)
Associate Athletic Trainer	Jordan Shimoda (2nd Season)
Assistant Athletic Trainer	Steven Lapso (4th Season)
Assistant Athletic Trainer	Erika Dean (2nd Season)
Senior Analyst/Asst. QB Coach	Kirk Bryant (3rd Season)
Asst. Running Backs Coach	Trent Vasey (3rd Season)
Asst. Defensive Backs Coach	Ryan Conry (3rd Season)
Asst. Inside Linebackers Coach	Taylor Young (1st Season)
G.A./Asst. OL Coach	Jackson Kimble (1st Season)
G.A./Asst. WR Coach	Tito Overton (1st Season)
G.A./Asst. Secondary Coach	Jah'Shawn Johnson (3rd Season)
G.A./Asst. Defensive Line Coach	Cole Maxwell (2nd Season)
Analyst	Darcel McBath (1st Season)
Associate A.D./Football Admin.	Antonio Huffman (6th Season)
Director of Football Operations	Quintin Jordan (3rd Season)
Director of Player Development	Dave Martin (3rd Season)
Director of Player Personnel	James Blanchard (3rd Season)
Director of Scouting	Brian Nance (3rd Season)
Assistant A.D./Head Dietitian	Hannah Petersen (3rd Season)
Assistant Football Dietitian	Gentry Hicks (2nd Season)
Assistant A.D./Equipment Operations	Zane Perry (20th Season)
Head Football Equipment Manager	Cayman Ancell (8th Season)
Director of Football Video	Eric Gerald (9th Season)

TEXAS TECH COACHING STAFF



KENNY PERRY

Associate Head Coach/Special Teams Coordinator/Running Backs
3rd Season at Tech
Game Day Location: Sideline

Career Breakdown: Perry, a legendary high school head coach in the DFW metroplex, had one of the nation's top running backs in 2023 with Taj Brooks to go with the reliability on special teams with punter Austin McNamara and kicker Gino Garcia. Perry spent 14 years as a high school head coach, finishing 67-22 over his final seven seasons at Arlington Bowie alone. He is a former member of the THSCA Board of Directors.



C.J. AH YOU

Outside Linebackers/Interim Def. Coord.
3rd Season at Tech
Game Day Location: Sideline


Career Breakdown: Ah You mentored Tyree Wilson to first team All-America honors during his debut season on the Red Raider staff as Texas Tech, behind Wilson the Red Raiders ranked in the top 20 nationally for tackles for loss. His hiring marked his return to the Big 12 where he previously starred at Oklahoma (2005-06) before enjoying a six-year NFL career with the St. Louis Rams.



JOSH BOOKBINDER

Inside Linebackers
3rd Season at Tech
Game Day Location: Pressbox


Career Breakdown: Bookbinder was among Joey McGuire's first hires at Texas Tech after the two previously served on the defensive staff at Baylor (2019-21). Texas Tech surrendered only 26.0 points per game in 2023 as Bookbinder navigated around an injury to starter Jacob Rodriguez in the season opener, only for freshman Ben Roberts to develop into the Red Raiders' leading tackler and an All-American. Bookbinder is the grandson of legendary Baylor head coach Grant Teaff.



JOSH COCHRAN

Running Game Coordinator/Tight Ends
3rd Season at Tech
Game Day Location: Pressbox

Career Breakdown: Cochran shifted over to coach the tight ends under Joey McGuire after spending the previous two seasons as the co-offensive coordinator and offensive line coach at Austin Peay. Cochran, who was named in July 2022 to Dave Campbell's Texas Football "40 under 40" coaches list, is a one-time THSCA member as he began his career in the prep ranks at Lindale High School in East Texas.



ZARNELL FITCH

Defensive Line
3rd Season at Tech
Game Day Location: Sideline

Career Breakdown: Fitch, another one-time Texas High School Coaches Association member, is no stranger to the Big 12 as he previously served in a similar role at TCU prior to his arrival in Lubbock. Fitch has mentored 13 players who have earned All-Big 12 honors during his career, a list that features Texas Tech's Tony Bradford Jr. and Jaylon Hutchings, who were one of only three FBS duos to record at least 30 pressures each in 2022.



JUSTIN JOHNSON

Assistant Head Coach/Passing Game Coordinator/Receivers/Interim Off Coord.
2nd Season at Tech
Game Day Location: Pressbox

Career Breakdown: Johnson, nicknamed "Coach Juice" throughout his career, arrived in Lubbock after a three-year stint at Baylor. Johnson oversaw the running backs room at both Baylor and then Houston, his alma mater, in 2019, but returns to coaching wide receivers with the Red Raiders. He previously was the wide receivers coach at Kansas in 2018, the same position he starred at during his own four-year career at Houston.



CLAY MCGUIRE

Offensive Line Coach
1st Season at Tech
Game Day Location: Sideline

Career Breakdown: McGuire (no relation to Joey McGuire) returned to his alma mater following two seasons as the offensive line coach at Washington State, his second stint with the Cougars after serving in a similar capacity for six years under Mike Leach from 2012-17. Under his tutelage, Cody O'Connell became a two-time All-America selection, and the second unanimous All-American in Washington State history in 2016 and was the school's first Outland Trophy finalist.

TECH ADDS THREE COACHES FOR 2025

- Joey McGuire has already announced three new additions to his staff for the 2025 season in offensive coordinator Mack Leftwich, defensive coordinator Sheil Wood and running backs coach Garret McGuire. All three have been part of Texas Tech's bowl preparations from an evaluation standpoint but will not actively coach in the AutoZone Liberty Bowl.
- Leftwich arrives at Texas Tech following two seasons at Texas State where he developed one of the nation's top offenses as the Bobcats have led the Sun Belt Conference and ranked in the top 15 nationally for total offense and scoring each of the last two years. Texas State's success offensively has pushed the Bobcats to their first two bowl appearances in school history and 15 combined victories.

- One of the top up-and-coming defensive coaches in the country, Wood arrives at Texas Tech following one season in a similar position at Houston where he helped the Cougars transform into one of the Big 12 Conference's top defenses this past season. Wood boasts 15 years of experience at the Division I level and has been a defensive coordinator each of the past four seasons with stops at Army, Troy and Tulane.
- McGuire arrives at Texas Tech following two seasons as the wide receivers coach at Nebraska and then two years as an offensive assistant with the Carolina Panthers. The Huskers signed consecutive top-25 classes the past two seasons with McGuire on staff for a Nebraska program that is returning to a bowl game this year for the first time since 2016.



66th LIBERTY BOWL DEPTH CHART

OFFENSE

QB	15	Will Hammond	6-2	205	Fr.-HS	TE	80	Mason Tharp	6-9	270	Sr.-3L
	17	Jake Strong	6-1	205	Fr.-RS		-or-	12	Jalin Conyers	6-4	265
RB	28	Tahj Brooks	5-10	230	Sr.-4L	-or-	18	Johncarlos Miller II	6-5	240	Jr.-TR
	33	Cameron Dickey	5-10	215	Fr.-HS	LT	70	Jacob Ponton	6-8	280	Fr.-HS
	20	J'Koby Williams	5-10	180	Fr.-HS		68	Jaxon Hughes	6-6	310	Sr.-TR
Y	12	Jalin Conyers	6-4	265	Sr.-TR	LG	79	Sterling Porcher	6-4	315	Sr.-TR
	6	Kelby Valsin	6-1	195	Fr.-RS		60	Nick Fattig	6-4	290	Fr.-RS
Z	5	Caleb Douglas	6-4	205	Jr.-TR		53	Holton Hendrix	6-4	300	Fr.-HS
	4	Jordan Brown	5-11	185	Sr.-2L	C	72	Sheridan Wilson	6-5	300	So.-SQ
H	10	Drae McCray	5-9	185	Sr.-1L		69	Caleb Rodkey	6-4	315	Jr.-1L
	4	Jordan Brown	5-11	185	Sr.-2L	RG	56	Davion Carter	6-0	295	Sr.-TR
X	8	Coy Eakin	6-2	210	So.-1L		63	Dylan Shaw	6-4	315	Fr.-RS
	13	Brady Boyd	6-1	195	Jr.-1L	RT	76	Caleb Rogers	6-5	310	Sr.-4L
					74		Daniel Sill	6-5	315	Fr.-RS	

DEFENSE

NT	5	Quincy Ledet Jr.	6-2	315	Sr.-1L	STAR	1	A.J. McCarty	6-0	190	Jr.-RS
	91	James Hansen	6-2	315	Sr.-TR		-or-	7	Brenden Jordan	6-0	210
	94	Braylon Rigsby	6-2	295	Fr.-RS	CB	0	Bralyn Lux	5-11	185	Sr.-1L
DT	52	De'Braylon Carroll	6-0	300	Sr.-TR		12	Macho Stevenson	6-1	190	Fr.-RS
	51	Jayden Cofield	6-2	310	Fr.-RS	FS	25	Chapman Lewis	6-1	180	So.-1L
-or-	95	Trevon McAlpine	6-3	305	So.-1L		22	Devynn Cromwell	6-0	200	Sr.-TR
OLB	17	Isaac Smith	6-6	260	Jr.-1L		31	Joseph Plunk	5-10	180	Sr.-2L
	90	Ansel Nedore	6-3	265	Fr.-RS	SS	9	C.J. Baskerville	6-3	210	Sr.-1L
WILL	10	Jacob Rodriguez	6-1	230	Jr.-1L		24	Malik Esquerria	6-3	195	Fr.-HS
	35	Miquel Dingle Jr.	6-2	230	Fr.-RS	CB	4	Maurion Horn	5-11	180	So.-1L
MIKE	13	Ben Roberts	6-3	230	So.-1L		21	Jordan Sanford	6-0	195	So.-1L
	6	John Curry	6-2	225	Fr.-RS	OLB	11	Charles Esters III	6-3	260	Jr.-1L
					88		Amier Washington	6-2	270	Fr.-RS	

SPECIAL TEAMS

P	41	Jack Burgess	6-3	215	Jr.-TR	KR	10	Drae McCray	5-9	185	Jr.-TR
	99	Gino Garcia	6-2	215	Sr.-1L		20	J'Koby Williams	5-10	180	Fr.-HS
K	99	Gino Garcia	6-2	215	Sr.-1L	PR	4	Jordan Brown	5-11	185	Jr.-1L
	-or-	38	Reese Burkhardt	6-1	200		Sr.-1L	8	Coy Eakin	6-2	210
LS	30	Jackson Knotts	5-11	195	Sr.-3L	KO	38	Reese Burkhardt	6-1	200	Sr.-1L
	47	Rylan Vagana	6-0	210	Fr.-HS		48	Stone Harrington	6-3	195	So.-SQ
KO	99	Gino Garcia	6-2	215	Sr.-1L	H	41	Jack Burgess	6-3	215	Jr.-TR
					19		Haydon Wiginton	5-11	195	Jr.-SQ	

WEEKLY AVAILABILITY REPORT

Texas Tech has adopted a new availability reporting procedure beginning this season that is intended to provide the public and the media with timely information regarding the availability of student-athletes. Each week during the regular season, the Texas Tech sports medicine staff will provide an availability report for that week's game notes. The availability report will break student-athletes into three categories: out for season, out for upcoming contest and questionable. If a student-athlete will not return from injury during the season, he will be listed as "out for the season" each week. Texas Tech will list the nature of the injury based on the area it occurred (i.e. knee, ankle, upper body).

Outside of this update each Monday, the Texas Tech coaching staff will no longer go into detail on the nature of an injury. This will include the availability of student-athletes for practice that week. Again, the goal is to provide the media with this information ahead of Monday's regularly-scheduled press conferences with head coach Joey McGuire and coordinators.

Prior to each game, the athletics communications office will email an availability update roughly 45 minutes prior to kickoff. This report will only include student-athletes listed that week on Texas Tech's depth chart or key contributors to special teams, not its entire roster.

OUT FOR SEASON

Name	Class	Pos.	Location
Dylan Spencer	So.	OLB	Knee
Joseph Adedire	Jr.	OLB	Knee
Vinny Sciury	Sr.	OL	Knee
E'Maurion Banks	Jr.	DL	Knee
Justin Horne	RFr.	LB	Knee

OUT FOR ARKANSAS

Name	Class	Pos.	Location
TBD			

QUESTIONABLE FOR ARKANSAS

Name	Class	Pos.	Location
TBD			

Full availability report will be available on Dec. 23.



OFFENSIVE DEPTH CHART: NOTES

LEFT TACKLE

70 JACOB PONTON
Fr. | 6-8 | 280

- Projected to make first career start in the 2024 Liberty Bowl. Would be first TTU true freshman offensive lineman to make a start since Caleb Rogers (2020), who is set to start on the opposite side on Friday. Was considered a 4-star prospect by On3 and listed as the nation's No. 15 OT prospect.

68 JAXON HUGHES
Sr. | 6-6 | 310

- Arrived at Texas Tech following one season at South Carolina and four years at Charlotte. Struggled with injuries, limiting him to two games played during his lone season at SC. Started 18 gms at Charlotte (16 at LT). Mother played softball at Ohio State & older sister, Maddux, played at Charlotte.

LEFT GUARD

79 STERLING PORCHER
Sr. | 6-4 | 315

- Pronounced pore-Shay. Shifted to guard for first time in career w/ first start vs. Cincy (9/28). Ripped at LT in fall camp. Joined Tech after starting in all 25 games of his two-year career at MTSU. 1,446 of 1,448 snaps came at LT during that time. Prior to MTSU, helped lead JC team to the NJCAA Natty in '21.

60 NICK FATTIG
R-Fr. | 6-4 | 290

- One of the top offensive line prospects not only in the Houston area but the state of Texas out of Clear Springs High School in his hometown of League City, Texas. Considered a four-star prospect by 247Sports and a three-star recruit by Rivals, ESPN and On3.com. Appeared in first career gm vs. BU.

CENTER

72 SHERIDAN WILSON
So. | 6-5 | 300

- Comes from a strong lineage of football players. His father Jon Wilson, a four-year starter for Auburn from 1988-92, and his older brother, Preston Wilson, just wrapped his senior season at Oklahoma State with his 24th straight start at RG versus Colorado. Teammates call him Sheri.

69 CALEB RODKEY
Jr. | 6-4 | 315

- Broke into Red Raider two-deep this season after consistently getting reps at C with the 2's throughout this past preseason camp. Appeared in first 12 career games in 2023 as part of the field goal protection unit. Was a TSWA Class 6A first team all-state selection as a senior in 2020.

RIGHT GUARD

56 DAVION CARTER
Sr. | 6-0 | 295

- A one-year veteran cog added to the OL by way of Memphis; started at RG in all 23 games he played at Memphis over 2022-23 seasons. PFF states he surrendered one sack in exactly 1,000 opportunities in that time. From Pearl, Miss.; a member of Pearl's 2017 6A state championship team.

63 DYLAN SHAW
R-Fr. | 6-4 | 315

- A Corpus Christi product in second season with the Red Raiders. Registered 40-yr dash at 4.9 seconds out of HS weighing 300 lbs. Tabbed a Top-100 recruit in Texas by 247, Rivals and ESPN. Did not see game action as a true freshman in 2023; redshirted. Played in 2 gms in '24 (UNT/OSU).

RIGHT TACKLE

76 CALEB ROGERS
Sr. | 6-5 | 310

- With 53 consecutive starts, by far the most exp. player in the offense. Predominantly started at LT or RT in each game, outside first 2 career starts at G this season. Streak dates to 2020 freshman season. On Feldman's '24 Freaks List: power cleaned 406 lbs. & squatted 600+ lbs. Clocked 18.8 mph running.

74 DANIEL SILL
R-Fr. | 6-5 | 315

- Redshirted in '23; scout team player. Started at both tackle spots during high school career. A back-to-back first team All-District selection in junior and senior seasons at 5A A&M Consolidated High School in his hometown of College Station, Texas. Rated a four-star recruit by On3.com.

WIDE RECEIVER (X)

8 COY EAKIN
So. | 6-2 | 210

- Led the nation with 2,140 receiving yards in HS senior season as he helped his team win the 2021 Class 4A D-I state title. Started true freshman season on Tech's 2-deep. Battled injuries to begin career, missing most of '22 season and first 3 gms. of '23. Developed into a key target, surpassing 1K over last 22 gms.

13 BRADY BOYD
R-Jr. | 6-1 | 195

- Third-year Red Raider that transferred from Minnesota; welcomed by a familiar face in Joey McGuire; McGuire and Kris Boyd, Brady's father, coached together at Cedar Hill HS. Played sparingly in '23 to preserve redshirt season. Saw action in nine games as a true frosh at Minnesota; made first career start in '22 vs. Oklahoma.

WIDE RECEIVER (Y)

12 JALIN CONYERS
Sr. | 6-4 | 265

- Returned to West Texas after spending last four collegiate years out of the state. Attended Gruver HS in the Texas Panhandle before a year at OU and the prev. three at Arizona St. Behren Morton, a West Texas ally, has known since the 3rd grade. Despite a 2A program, was a consensus top-40 prospect w/ offers to Georgia, Ohio St, LSU...

10 DRAE MCCRAY
Sr. | 5-9 | 185

- Started season at Tech after two years at Kansas (2020-21). First emerged as a KR threat late in the '22 season before becoming a contributor in the pass game in '23. Placed on scholarship in the spring, of 2024, surprised in the first team meeting back from Xmas by Coach McGuire. Has 285 all-purpose yards in 2024 (140 Rec./107 KR/38 PR).

WIDE RECEIVER (Z)

5 CALEB DOUGLAS
Jr. | 6-4 | 205

- A Texas native that transferred to Texas Tech after two seasons at Florida. Is having most productive season of career as a Red Raider (762 of 1,070 career yds). Suffered a season-ending injury in '23 after starting first five games. Signed w/ UF over offers from USC, LSU, Notre Dame and others. His father played QB at Vanderbilt & Texas Southern.

4 JORDAN BROWN
Jr. | 5-11 | 185

- In third season at Tech after two years at Kansas (2020-21). First emerged as a KR threat late in the '22 season before becoming a contributor in the pass game in '23. Placed on scholarship in the spring, of 2024, surprised in the first team meeting back from Xmas by Coach McGuire. Has 285 all-purpose yards in 2024 (140 Rec./107 KR/38 PR).

WIDE RECEIVER (H)

10 DRAE MCCRAY
Sr. | 5-9 | 185

- Started season on the Hornung watch list; one the nation's premier kick returners in '23. In 2nd season at Texas Tech after having an FCS All-American career at Austin Peay (2021-22) - where TE coach Josh Cochran was previously. Ranked fifth among Power 5 returners in kick return average (27.6) in '23. Likes to fish. From Tallahassee, Fla.

4 JORDAN BROWN
Jr. | 5-11 | 185

- In third season at Tech after two years at Kansas (2020-21). First emerged as a KR threat late in the '22 season before becoming a contributor in the pass game in '23. Placed on scholarship in the spring, of 2024, surprised in the first team meeting back from Xmas by Coach McGuire. Has 285 all-purpose yards in 2024 (140 Rec./107 KR/38 PR).

TIGHT END

80 MASON THARP
Sr. | 6-9 | 270

- Added 20 lbs. to his 6-9 frame since arriving to Texas Tech. Wears 3X-size gloves for hands that measure 10.5 inches. Caught Behren Morton's 1st career TD pass (9/3/22, vs. Murray St.). From Klein, Texas, NW Houston area. His older sister, Cameron, played soccer at Oklahoma (2018-21). Enjoys hunting, fishing & water sports.

12 JALIN CONYERS
Sr. | 6-4 | 265

- Returned to West Texas after spending last four collegiate years out of the state. Attended Gruver HS in the Texas Panhandle before a year at OU and the last three at Arizona St. Behren Morton, a West Texas ally, has known since the 3rd grade. Despite a 2A program, was a consensus top-40 prospect w/ offers to Georgia, Ohio St, LSU...

QUARTERBACK

15 WILL HAMMOND
Fr. | 6-2 | 205

- The true freshman is projected to make first career start at the Liberty Bowl - has high-leverage experience being thrust into the Red Raiders' Oct. 26 contest at TCU, playing the entirety of the second half due to an injury suffered by Behren Morton late in the second quarter. Also saw time in two other games this season that Texas Tech won by large margins (UNT/WWU). Was a consensus four-star prospect by the likes of Rivals, 247Sports, ESPN and On3 - ranked as high as No. 13 nationally among quarterbacks by both Rivals and On3 as well as 14th by 247Sports and 15th by ESPN. Named one of 10 finalists for the Mr. Texas Football High School Player of the Year Award presented by Dave Campbell's Texas Football. Was the state's leading passer as a senior after completing 61.3 percent of his passes for 3,901 yards and 35 touchdowns, while rushing for an additional 1,077 yards and 19 touchdowns. Joined the Red Raiders spring 2024 and went through spring practices.

17 JAKE STRONG
R-Fr. | 6-1 | 205

- Has yet to see game-action in 2024 as a redshirt freshman. As a true freshman in 2023, made one start and played in three games. Third on the depth chart in 2023, made first career start on the road at BYU on Oct. 21, 2023 (19-37-3/236 yards/1 TD). In high school, set Northwest High School records for career passing yards (6,688), passing touchdowns (82), total yards (8,284) and total touchdowns (100) during his career -- a 5A program located in Justin, Texas - approx. 30 min. north of Fort Worth. Was a three-year starter, however, was called up to the varsity team seven weeks into his freshman season and saw significant snaps. As a sophomore, became the full-time starter and led an offense that averaged 458 yards per game and scored more than 50 points in five games. Strong won District 3-5A-I Newcomer of the Year. Rated a four-star prospect by ESPN and a three-star recruit by 247Sports, Rivals and On3. Joined the Red Raiders spring 2023 and went through spring practices.

RUNNING BACK

28 TAHJ BROOKS
Sr. | 5-10 | 230

- Entered final season at Texas Tech chasing the school's career rushing yards record (4,219) set by Byron Hanspard (1994-96), surpassed Hanspard in the Red Raiders' loss versus Colorado. Entered the game needing 121 yards to eclipse Hanspard, Brooks finished with 137 yards and set the all-time mark on a 25-yard scamper with 7:05 left in the fourth quarter on 1st-and-10 from the TTU16. He recorded his 22nd career 100-yard game at Oklahoma State, surpassing Hanspard once again for another program record, and then a 23rd career 100-yard game in the season finale versus West Virginia, which was a new single-game career-high of 188 yards. Once clock hits zero after the Liberty Bowl, will officially become the fourth Red Raider in program history to lead the team in rushing in four different seasons, joining Taurean Henderson (2002-05), Ricky Williams (1997-98, 2000-01) and James Gray (1986-89). From Austin area Manor HS where he registered three seasons of at least 1,000 yards rushing. Brooks held his first youth camp in June 2023 at Manor High School; a free event that had more than 200 kids attend his camp on Father's Day.

33 CAMERON DICKEY
Fr. | 5-10 | 215

- A true freshman at Texas Tech. One of three Texas Tech true freshman in 2024 to not redshirt and play more the maximum four games to retain one. Touted as one of the most prolific athletes in Austin ISD history out of Crockett High School - the same region Tahj Brooks hails from. Played both ways throughout a four-year varsity career, while also serving as punter. On offense, primarily played quarterback, combined for 2,963 passing yards and 33 touchdowns, while also rushing for 4,065 yards and 61 touchdowns over his four seasons. Helped lead his high school to its first playoff win in 26 years during senior season. Is another Texas Tech signee who excelled in track and field, member of the basketball and baseball programs as well, earning first team all-district honors as an outfielder for sophomore and junior seasons and helped the basketball program to back-to-back district titles. Ranked as a 4-star prospect by On3 and a 3-star recruit by both 247Sports and Rivals.

DEFENSIVE DEPTH CHART: NOTES

TACKLE

5 QUINCY LEDET JR.
Sr. | 6-2 | 315

- Entered '24 as most exp. DT returner from the '23 Tech team. Leads interior in snaps this season (343). Had third-most snaps in '23 behind its two starters. Played at same HS that TTU GM James Blanchard did during his playing days - Orange, TX. Squat 500+ lbs. and bench 400+ lbs. last summer.

TACKLE

52 DE'BRAYLON CARROLL
Sr. | 6-0 | 300

- In his sixth collegiate football season; first as a Red Raider. Appeared in 42 games, making 20 starts over five seasons at Rice. Had existing relationship with Coach Zarnell Fitch, having previously recruited while at TCU out of Duncanville HS. Goes by the nickname, "D.B."

OLB

17 ISAAC SMITH
Jr. | 6-6 | 260

- Missed entire 2023 season due to a preseason injury. Had a strong finish to his R-Fr. season in '22, starting the last two games, included 4 TKL, 2.0 TFL and first career sack in bowl game vs. Ole Miss. Role significantly increased following the injury to 2023 NFL first round draft pick Tyree Wilson.

90 ANSEL NEDORE
R-Fr. | 6-3 | 265

- Saw action in eight games in 2024 after using a redshirt season as a true freshman in 2023 while working back from a season-ending injury in his first preseason camp. Tabbed a 4-star prospect by On3. Was listed as the No. 53 prospect in the state of Texas by Dave Campbell's Texas Football.

91 JAMES HANSEN
Sr. | 6-2 | 315

- A 6th-year transfer (first season at Tech). Was at Utah St. prev. two seasons. Is a class of 2016 HS graduate, having served a two-year mission before first collegiate season. Is married to Kennedy Hansen, formerly Kennedy Boyd who was a member of the Utah State volleyball team.

51 JAYDEN COFIELD
R-Fr. | 6-2 | 310

- Appeared in 3 gms as a true fr. in '23. Attended Manor HS, the same HS as Tajh Brooks attended; did not play HS together but has known Tajh since 8-years-old; played little league football together growing up. Was a unanimous first team All-District 25-6A selection as a senior. A psychology major.

OLB

11 CHARLES ESTERS III
Jr. | 6-3 | 260

- A starting OLB since week 5 vs. Cincy (9/28) after missing first four games of 2024 to injury. Emerged as a productive edge player as a sophomore, making first three career starts. First start came vs. K-State, one week after having 2.0 sacks vs. Baylor (10/7). Attended same HS that head coach Joey McGuire coached - Cedar Hill.

ILB

10 JACOB RODRIGUEZ
R-Jr. | 6-1 | 230

- A HS QB that spent first collegiate season at U of Virginia in '21 as a QB, blossomed into a productive Tech linebacker in '22. Missed most of '23 season after injury in season-opener; returned at end of season-named Defensive MVP of bowl game while retaining RS year. Is one of two players on the team who is married.

ILB

13 BEN ROBERTS
So. | 6-3 | 230

- Thrust into starting LB role as a R-Fr. in last season's week 2 contest vs. Oregon; delivered w/ 12 tkls, 1.5 TFLs, 0.5 sacks and 1 FF in first career start. Went from six snaps in week one to 71 vs. JU. Capitalized on opportunity, earning Freshman All-America honors and was the Big 12 Freshman OTY. Went from safety in HS to LB in college.

88 AMIER WASHINGTON
R-Fr. | 6-2 | 270

- Moved from defensive tackle to defensive edge late in his 2023 true freshman season. Played just 38 snaps last year, but had 30 in a bowl game breakout performance versus Cal logging 4.0 TFLs and 2.0 sacks. Sprung into action due to Myles Cole (Jacksonville Jaguars) and Dylan Spencer out injured.

35 MIQUEL DINGLE JR.
R-Fr. | 6-2 | 220

- A state champion hurdler from Charleston, S.C. Arrived at Tech in Jan. '23 at 17-years-old; one month later was an All-Big 12 indoor hurdler; helped lead TTU to back-2-back Indoor Big 12 titles ('23-'24). Played in 4 gms as a true Fr. making 1 start and each game thus far in 2024. His father is a former South Carolina and Cincinnati Bengals RB.

6 JOHN CURRY
R-Fr. | 6-2 | 225

- Born in Lubbock to Red Raider parents Ryan and Jolee Luce. Ryan was on the football and track teams (1999-01) while mother was a standout WBB player under Marsha Sharp (2000-04). Appeared in five games as a true freshman; redshirt season. Was 195 lbs. on signing day (12/21/22); is 30 lbs. heavier in 2nd year at TTU.

STAR

1 A.J. McCARTY
R-Jr. | 6-0 | 190

- A late NCAA transfer-rule change allowed McCarty to make Tech debut in last year's bowl game. Made 11 starts in '24 and played in all 12 gms. Owns two career "Pick-6's" at Jones AT&T Stadium, albeit one was for the school from Waco (10/29/22). He did it again on Sept. 28 vs. Cincinnati, but for the Red Raiders this time.

7 BRENDEN JORDAN
So. | 6-0 | 210

- A 247Sports 4-star recruit that attended Mansfield HS in the DFW metroplex. Member of ESPN300 at No. 224 overall nationally and regarded as the No. 13 safety nationally by ESPN. Started on varsity as a freshman. Started for Tech as true freshman. Nickname is B.J.; favorite restaurant is B.J.'s

CORNERBACK

0 BRALYN LUX
Sr. | 5-11 | 185

- Set to make 18th start as a Red Raider in the Liberty Bowl since transferring from Fresno State for final two collegiate seasons. Reunited with former Fresno teammate Josh Kelly in '24 (played together 2019-22). Enjoys making graphics and videos in his spare time and has an IG page dedicated for his work as "agent0media".

12 MACHO STEVENSON
R-Fr. | 6-1 | 190

- Primarily played WR in high school at Captain Shreve HS in Shreveport, La. First name is Marquez, but goes by the nickname "Macho." Was not on 2-deep entering season; saw 2 snaps in opener vs. ACU, DNP at WSU, saw significant action vs. UNT (35 snaps) before making first career start the following week vs. Arizona St. (72 snaps).

SAFETY

25 CHAPMAN LEWIS
So. | 6-1 | 180

- Appeared in 12 games as a true freshman, heavily crediting "Rabbit" a.k.a. Dadrion Taylor-Demerson (Arizona Cardinals) for his development. Started all 10 gms he was available in 2024. Both parents are assistant principals in the DFW area. Growing up, Lewis says his mom didn't really care about sports and wanted him to be a "nerd".

22 DEVYNN CROMWELL
Sr. | 6-0 | 200

- One of three Power-4 Canadian signees from the Univ. of Guelph which is located in the province of Ontario, where his hometown of Toronto is also located - the capital of Ontario and the most populous city in Canada. Had intent to redshirt in '24 but accepted a change in plans by coaching staff due to injuries in the secondary.

SAFETY

9 C.J. BASKERVILLE
Sr. | 6-3 | 210

- Born in Houston; played at Katy HS (Fr./So.) before moving to DFW area. Richland HS coach Ged Kates endorsed McGuire in transfer process. Received D1 offers for WR & DB in high school. C.J. is short for Christopher Julian. Has a pet dog (Thai ridgeback/chow chow mix). It is named "Bron" after his favorite athlete LeBron James.

24 MALIK ESQUERRA
Fr. | 6-3 | 195

- A three-star recruit by both Rivals and 247Sports that drew interest from the likes of Nebraska, Okla. St., Texas A&M, TCU and more. Capped off his senior high school season winning the 5A 110m hurdles title, while placing 3rd in the 300mH. He was ranked as high as No. 7 in the state and 24th nationally in the 110m hurdles.

CORNERBACK

4 MAURION HORN
So. | 5-11 | 180

- In third year at Tech; made first career start this season; went on to be 1-of-9 players to start all 12 gms for Tech in 2024. Was a consensus 4-star recruit by 247Sports, Rivals and ESPN, credits signing with Tech bc McGuire gave him his first offer and the bond since then became unbreakable leading up to signing day.

21 JORDAN SANFORD
So. | 6-0 | 195

- Consensus four-star prospect by the likes of 247Sports, Rivals, ESPN and ON3.com. A T&F standout during his high school days, Sanford finished seventh at the 5A State meet posting a 100-meter time of 10.57 - the only time he ever competed at the state meet. Holds PRs of 10.55 in the 100m and 21.74 in the 200m.

INDIVIDUAL HONORS



E'MAURION BANKS (DL)

2024 Phil Steele Preseason 4th-Team All-Big 12 (June 11)

C. J. BASKERVILLE (DB)

2025 Shrine Bowl 1000 Watchlist (July 23, 2024)

2024 Reese's Senior Bowl Watchlist (Aug. 21)

2024 All-Big 12 Honorable Mention (Dec. 5)

TAHJ BROOKS (RB)

2024

2024 Phil Steele Preseason 1st-Team All-Big 12 (June 11)

2024 Preseason All-Big 12 Team (July 2)

2025 Shrine Bowl 1000 Watchlist (July 23, 2024)

2024 Maxwell Award Watchlist (July 29)

2024 Wuerffel Trophy Watchlist (Aug. 1)

2024 Walter Camp Player of the Year Watchlist (Aug. 5)

2024 Doak Walker Award Watchlist (Aug. 6)

2024 Sporting News Preseason 2nd-Team All-American (Aug. 14)

2024 ESPN Preseason 2nd-Team All-American (Aug. 15)

2024 Reese's Senior Bowl Watchlist (Aug. 21)

2024 Earl Campbell Tyler Rose Award Watchlist (Aug. 21)

2024 Big 12 Offensive Player of the Week (Oct. 7)

2024 Campbell Trophy Finalist (Oct. 23)

2024 Doak Walker Award Semifinalist (Nov. 19)

2024 All-Big 12 Second Team (Dec. 5)

2023

Doak Walker Award Watch List

Earl Campbell Tyler Rose Award Watch List

Reese's Senior Bowl Watch List

Doak Walker Award RB of the Week Hon. Mention (Oct. 10)

DCTF Midseason All-Texas College Football Team (Oct. 13)

Doak Walker Award Semifinalist (Nov. 21)

Earl Campbell Tyler Rose Award Semifinalist (Nov. 29)

2023 All-Big 12 Football First Team

2023 DCTF Offensive Player of the Year

2023 DCTF Top Running Back in Texas

2023 DCTF All-Texas First Team

2023 Associated Press First Team All-Big 12

JALIN CONYERS (TE)

2024 Phil Steele Preseason 4th-Team All-Big 12 (June 11)

2025 Shrine Bowl 1000 Watchlist (July 23)

2024 Mackey Award Watchlist (Aug. 9)

2024 Reese's Senior Bowl Watchlist (Aug. 21)

2024 All-Big 12 Second Team (Dec. 5)

JOSH KELLY (WR)

2024 Phil Steele Preseason 3rd-Team All-Big 12 (June 11)

2025 Shrine Bowl 1000 Watchlist (July 23)

2024 Biletnikoff Award Watchlist (Aug. 7)

2024 Reese's Senior Bowl Watchlist (Aug. 21)

2024 Earl Campbell Tyler Rose Award Watchlist (Aug. 21)

2024 All-Big 12 Second Team (Dec. 5)

GINO GARCIA (K)

2024 Lou Groza Award Semifinalist (Nov. 19)

2024 All-Big 12 Second Team (Dec. 5)

JACKSON KNOTTS (LS)

2024 Phil Steele Preseason 3rd-Team All-Big 12 (June 11)

QUINCY LEDET JR. (DL)

2025 Shrine Bowl 1000 Watchlist (July 23)

BRALYN LUX (DB)

2025 Shrine Bowl 1000 Watchlist (July 23, 2024)

2024 Reese's Senior Bowl Watchlist (Aug. 21)

DRAE MCCRAY (WR)

2024 Preseason All-Big 12 Team (July 2)

2024 Paul Hornung Award Watchlist (Aug. 1, 2024)

2024 Big 12 Special Teams Player of the Week (Sept. 2)

2024 All-Big 12 Honorable Mention (Dec. 5)

JOHNCARLOS MILLER II (TE)

2025 Shrine Bowl 1000 Watchlist (July 23, 2024)

2024 Reese's Senior Bowl Watchlist (Aug. 21)

BEHREN MORTON (QB)

2024 Johnny Unitas Golden Arm Award Watchlist (Aug. 14)

2024 Earl Campbell Tyler Rose Award Watchlist (Aug. 21)

2024 Davey O'Brien Week 3 "Davey Double"

STERLING PORCHER (OL)

2025 Shrine Bowl 1000 Watchlist (July 23, 2024)

JACOB RODRIGUEZ (LB)

2024 Phil Steele Preseason 3rd-Team All-Big 12 (June 11)

2025 Shrine Bowl 1000 Watchlist (July 23, 2024)

2024 Chuck Benarik Player of the Week (Oct. 8)

2024 Big 12 Defensive Player of the Week (Nov. 4)

CALEB ROGERS (OL)

2024 Phil Steele Preseason 1st-Team All-Big 12 (June 11)

Bruce Feldman's Freaks List (Aug. 6, 2024)

2024 Reese's Senior Bowl Watchlist (Aug. 21)

2024 All-Big 12 Honorable Mention (Dec. 5)

VINNY SCIURY (OL)

2025 Shrine Bowl 1000 Watchlist (July 23, 2024)

2024 Reese's Senior Bowl Watchlist (Aug. 21)

MASON THARP (TE)

2025 Shrine Bowl 1000 Watchlist (July 23, 2024)

2024 Reese's Senior Bowl Watchlist (Aug. 21)



GAME-BY-GAME STARTERS

OFFENSE

GAME	QB	RB	TE	WR	WR	WR	LT	LG	C	RG	RT
Abilene Christian	Morton	Brooks	Tharp	Kelly	Eakin	Douglas	Porcher	Sciury	Wilson	Carter	Rogers
at Washington State	Morton	Hudson (WR)	Tharp	Kelly	Eakin	Douglas	Porcher	Sciury	Wilson	Rogers	Buchanan
North Texas	Morton	Brooks	Tharp	Kelly	Eakin	Douglas	Merryman	Rogers	Wilson	Carter	Buchanan
Arizona State	Morton	Brooks	Tharp	Kelly	Eakin	Douglas	Merryman	Rogers	Wilson	Carter	Buchanan
Cincinnati	Morton	Brooks	Tharp	Kelly	Eakin	Douglas	Merryman	Porcher	Wilson	Carter	Rogers
at Arizona	Morton	Brooks	Tharp	Kelly	Eakin	Douglas	Merryman	Porcher	Wilson	Carter	Rogers
Baylor	Morton	Brooks	Conyers	Kelly	Eakin	Douglas	Merryman	Porcher	Wilson	Carter	Rogers
at TCU	Morton	Brooks	Tharp	Kelly	J. Brown	Douglas	Buchanan	Porcher	Wilson	Carter	Rogers
at Iowa State	Morton	Brooks	Tharp	Kelly	Eakin	Douglas	Buchanan	Porcher	Wilson	Carter	Rogers
Colorado	Morton	Brooks	Tharp	Kelly	Eakin	Douglas	Merryman	Porcher	Wilson	Carter	Rogers
at Oklahoma State	Morton	Brooks	Tharp	Kelly	Eakin	Douglas	Buchanan	Porcher	Wilson	Carter	Rogers
West Virginia	Morton	Brooks	Conyers	Kelly	Eakin	Douglas	Buchanan	Porcher	Wilson	Carter	Rogers
vs. Arkansas	-	-	-	-	-	-	-	-	-	-	-

DEFENSE

GAME	DT	DT	OLB	LB-WILL	LB-MIKE	OLB	STAR	CB	S	S	CB
Abilene Christian	Ledet Jr.	Banks	Washington	Rodriguez	Roberts	Dyson	McCarty	Peoples	Lewis	Baskerville	Horn
at Washington State	Cofield	Banks	Washington	Rodriguez	Roberts	I. Smith	McCarty	Lux	Lewis	Baskerville	Horn
North Texas	Carroll	Banks	Rigsby	Rodriguez	Roberts	I. Smith	McCarty	Lux	Lewis	Baskerville	Horn
Arizona State	Ledet Jr.	Banks	Washington	Rodriguez	Roberts	I. Smith	McCarty	Stevenson	Lewis	Baskerville	Horn
Cincinnati	Ledet Jr.	Banks	Esters III	Rodriguez	Roberts	I. Smith	McCarty	Stevenson	Lewis	Baskerville	Horn
at Arizona	Ledet Jr.	Carroll	Esters III	Rodriguez	Roberts	Dyson	McCarty	Lux	Cromwell	Baskerville	Horn
Baylor	Carroll	Banks	Esters III	Rodriguez	Roberts	Dyson	McCarty	Lux	Cromwell	Baskerville	Horn
at TCU	Ledet Jr.	Carroll	Esters III	Rodriguez	Roberts	Dyson	McCarty	Lux	Lewis	Baskerville	Horn
at Iowa State	Ledet Jr.	Carroll	Esters III	Rodriguez	Roberts	Dyson	Jordan	Lux	Lewis	Baskerville	Horn
Colorado	Ledet Jr.	McAlpine	Esters III	Rodriguez	Roberts	Dyson	McCarty	Lux	Lewis	Baskerville	Horn
at Oklahoma State	Ledet Jr.	Carroll	Esters III	Rodriguez	Roberts	I. Smith	McCarty	Lux	Lewis	Baskerville	Horn
West Virginia	Hansen	McAlpine	Esters III	Rodriguez	Roberts	I. Smith	McCarty	Lux	Lewis	Baskerville	Horn
vs. Arkansas	-	-	-	-	-	-	-	-	-	-	-

2024 STARTS LEADERS

1. Caleb Rogers (Sr.), OL	12
2. Ben Roberts (So.), LB	12
3. C.J. Baskerville (Sr.), DB	12
4. Behren Morton (Jr.), QB	12
5. Jacob Rodriguez (R-Jr.), LB	12
6. Josh Kelly (Sr.), WR	12
7. Caleb Douglas (Jr.), WR	12
8. Sheridan Wilson (So.), OL	12
9. Maurion Horn (So.), DB	12
10. Tahj Brooks (Sr.), RB	11
11. Davion Carter (Sr.), OL	11
12. Coy Eakin (So.), WR	11
13. A.J. McCarty (R-Jr.), DB	11
14. Mason Tharp (Sr.), TE	10
15. Chapman Lewis (So.), DB	10
16. Sterling Porcher (Sr.), OL	10
17. Bralyn Lux (Sr.), DB	9
18. Quincy Ledet Jr. (Sr.), DL	8
19. Charles Esters III (Jr.), OLB	8
20. Ty Buchanan (Jr.), OL	7
21. E'Maurion Banks (Jr.), DL	6
22. Dalton Merryman (Jr.), OL	6
23. Harvey Dyson III (So.), OLB	6
24. De'Braylon Carroll (Sr.), DL	6
25. Isaac Smith (Jr.), OLB	6
26. Amier Washington (R-Fr.), OLB	3
27. Vinny Sciury (Sr.), OL	2
28. Macho Stevenson (R-Fr.), DB	2

2024 STARTS LEADERS [Cont.]

29. Devynn Cromwell (Sr.), DB	2
30. Jalin Conyers (Sr.), TE	2
31. Trevon McAlpine (So.), DL	2
32. Jalon Peoples (So.), DB	1
33. Micah Hudson (Fr.), WR	1
34. Jayden Cofield (R-Fr.), DL	1
35. Braylon Rigsby (R-Fr.), OLB	1
36. Jordan Brown (Sr.), WR	1
37. Brenden Jordan (So.), DB	1
38. James Hanson (Sr.), DL	1

BREAKDOWN BY CLASSIFICATION - STARTS LEADERS

38 different players have made starts in 2024; breakdown by class below

Freshmen	5
Sophomores	9
Juniors	9
Seniors	15

CONSECUTIVE STARTS LEADERS

PLAYER, POS.	CONSECUTIVE STARTS ^A
Caleb Rogers, OL	54
Ben Roberts, LB	24
C.J. Baskerville, DB	18
Behren Morton, QB	17
Jacob Rodriguez, LB	13
Josh Kelly, WR	12
Caleb Douglas, WR	12
Sheridan Wilson, OL	12
Maurion Horn, DB	12
Tahj Brooks, RB	10
Davion Carter, OL	10
Sterling Porcher, OL	8
Charles Esters III, OLB	8
Bralyn Lux, DB	7
Chapman Lewis, DB	5
Coy Eakin, WR	4
A.J. McCarty, DB	3
Ty Buchanan, OL	2
Isaac Smith, OLB	2
James Hansen, OL	1
Trevon McAlpine, DL	1
Jalin Conyers, TE	1

^A consecutive starts at Texas Tech



CAREER STAT NOTABLES

CAREER GAMES PLAYED/STARTED

PLAYER	2019	2020	2021	2022	2023	2024	TOTAL
Joseph Adedire, OLB	-	-	-	12/6	12/8	0/0	24/14
E'Maurion Banks, DL	-	-	1/0	2/0	9/1	7/6	19/6
C.J. Baskerville, DB	-	-	*14/4	*8/7	11/10	12/12	45/33
Brady Boyd, WR	-	-	*9/0	12/1	3/2	10/0	34/3
Tahj Brooks, RB	-	10/0	9/4	13/6	13/13	11/11	56/34
Jordan Brown, WR	-	*2/0	*0/0	8/0	10/4	12/1	32/5
Ty Buchanan, OL	-	-	*0/0	4/1	9/1	11/7	24/9
De'Braylon Carroll, OL	*12/0	*5/5	*0/0	*12/2	*13/13	11/6	53/26
Davion Carter, OL	-	-	-	*12/11	*12/12	12/11	36/34
Jayden Cofield	-	-	-	-	3/0	12/1	15/1
Jalin Conyers, TE	-	*0/0	*11/1	*12/1	*11/5	12/2	46/9
Devynn Cromwell, DB	-	-	-	-	-	9/2	9/2
Miquel Dingle Jr., LB	-	-	-	-	4/1	12/0	16/1
Caleb Douglas, WR	-	-	-	*8/2	*5/5	12/12	25/19
Harvey Dyson III, OLB	-	-	-	2/0	8/0	8/6	18/6
Coy Eakin, WR	-	-	-	4/0	10/7	12/11	26/18
Charles Esters III, OLB	-	-	0/0	1/0	12/3	8/8	21/11
James Hansen, DL	-	*5/1	*0/0	*12/6	*12/12	9/1	38/20
Maurion Horn, DB	-	-	-	-	10/0	12/12	22/12
Micah Hudson, WR	-	-	-	-	-	8/1	8/1
Jaxon Hughes, OL	*0/0	*3/0	*7/7	*11/11	*2/0	6/0	29/18
Brenden Jordan, DB	-	-	-	-	13/5	12/1	25/6
Josh Kelly, WR	*1/1	*6/4	*13/9	*6/4	*12/12	12/12	50/42

PLAYER	2019	2020	2021	2022	2023	2024	TOTAL
Quincey Ledet Jr., DL	-	*8/0	*11/9	*12/10	13/1	11/8	55/28
Chapman Lewis, DB	-	-	-	-	12/0	10/10	22/10
Bralyn Lux, DB	-	*6/6	*13/8	*8/8	12/8	9/9	48/39
Trevon McAlpine, DL	-	-	-	0/0	8/0	11/2	19/2
A.J. McCarty, DB	-	*3/0	*13/0	*13/2	1/0	12/11	42/13
Drae McCray, WR	-	-	*11/11	*11/11	13/2	9/0	44/24
Dalton Merryman, OL	-	-	-	-	0/0	9/6	9/6
Johncarlos Miller II, TE	-	-	*4/0	*11/11	*10/10	12/0	36/21
Behren Morton, QB	-	-	2/0	9/4	10/8	12/12	33/24
Jalen Peoples, DB	-	-	-	2/0	3/0	4/1	9/1
Sterling Porcher, OL	-	-	-	*13/13	*12/12	11/10	36/35
Bryce Ramirez, LB	0/0	0/0	7/0	2/1	11/2	7/0	27/3
Braylon Rigsby, DL	-	-	-	-	1/0	11/1	12/1
Ben Roberts, LB	-	-	-	2/0	13/12	12/12	27/24
Jacob Rodriguez, LB	-	-	*12/0	12/0	5/4	12/12	41/16
Caleb Rogers, OL	-	9/3	13/13	13/13	13/13	12/12	60/54
Vinny Sciury, OL	-	*1/0	*11/6	*14/14	*13/13	2/2	41/35
Isaac Smith, LB	-	-	0/0	11/2	0/0	11/6	22/8
Macho Stevenson, DB	-	-	-	-	0/0	11/2	11/2
Jake Strong, QB	-	-	-	-	3/1	0/0	3/1
Mason Tharp, TE	-	-	12/8	10/7	8/7	12/10	42/32
Amier Washington, OLB	-	-	-	-	2/0	11/3	13/3
Sheridan Wilson, OL	-	-	-	-	2/0	12/12	14/12

RED RAIDER NEWCOMERS

TRANSFERS (18)

NO	PLAYER	POS	2024 GP/GS	LAST SCHOOL
3	Josh Kelly	WR	12/12	Washington State
5	Caleb Douglas	WR	12/12	Florida
7	Cameran Brown	QB	8/0	West Georgia
12	Jalin Conyers	TE	12/2	Arizona State
18	Johncarlos Miller II	TE	12/0	Elon
22	Devynn Cromwell	DB	9/2	Univ. of Guelph (Canada)
27	Javeon Wilcox	DB	-/-	TCU
30	Mikal Harrison-Pilot	DB	-/-	Houston
41	Jack Burgess	P	12/0	Weber State
52	De'Braylon Carroll	DL	11/6	Rice
56	Davion Carter	OL	12/11	Memphis
68	Jaxon Hughes	OL	6/0	South Carolina
71	Vinny Sciury	OL	2/2	Toledo
77	Maurice Rodrigues	OL	-/-	Saddleback JC
79	Sterling Porcher	OL	11/10	Middle Tennessee State
82	Price Morgan	WR	-/-	Central Missouri
89	Jason Llewellyn	TE	11/0	Oklahoma
91	James Hansen	DL	9/1	Nevada

TRUE FRESHMEN (28)

NO	PLAYER	POS	2024 GP/GS	HOMETOWN (HS)
1	Micah Hudson	WR	8/1	Temple, Texas (Lake Belton)
15	Will Hammond	QB	3/0	Austin, Texas (Hutto)
15	Oliver Miles III	DB	4/0	El Campo, Texas (El Campo)
16	Ashton Hampton	DB	1/0	Pearland, Texas (Pearland)
18	L.J. Johnson Jr.	WR	-/-	Madisonville, Texas (Madisonville)
20	J'Koby Williams	RB	9/0	Beckville, Texas (Beckville)
23	Adam Hill	RB	-/-	Albany, Texas (Albany)
24	Malik Esquerra	DB	1/0	Killeen, Texas (Shoemaker)
27	Isaiah Collins	DB	-/-	Huntsville, Texas (Huntsville)
28	Peyton Morgan	DB	1/0	Round Rock, Texas (Pflugerville Weiss)
32	Cheta Ofili	OLB	1/0	Rowlett, Texas (Sachse)
33	Cameron Dickey	RB	11/0	Austin, Texas (Crockett)
37	Curtis Murillo	WR	-/-	El Paso, Texas (Eastwood)
47	Rylan Vagana	LS	1/0	Huntington Beach, Calif. (Mater Dei)
50	Eddy Smith	OLB	1/0	Pearland, Texas (Pearland Dawson)
53	Holton Hendrix	OL	2/0	Lubbock, Texas (Lubbock Cooper)
62	Tyler Murray	OL	-/-	Brandeis, Texas (Brandeis)
65	D'Anthis Upshaw	OL	-/-	Irving, Texas (Irving)
66	Jackson Hildebrand	OL	-/-	San Antonio, Texas (Alamo Heights)
70	Jacob Ponton	OL	3/0	Dripping Springs, Texas (Dripping Springs)
78	Ellis Davis	OL	-/-	Prosper, Texas (Prosper)
84	Kaden Turner	P	-/-	Schertz, Texas (Clemens)
86	Tyson Turner	WR	4/0	Bryan, Texas (Bryan)
88	Trey Jackson	TE	2/0	Dallas, Texas (South Oak Cliff)
92	Kasen Long	OLB	-/-	Shallowater, Texas (Shallowater)
96	Keyshawn Williams	DL	3/0	Houston, Texas (Dekaney)
97	Charles Anderson Jr.	OLB	3/0	Houston, Texas (Pearland Dawson)
98	Kendall Allen	DL	-/-	Tyler, Texas (Chapel Hill)



CAREER STAT NOTABLES

OFFENSE | RECEIVING

CAREER 100+ RECEIVING YARD GAMES

Jalin Conyers (1)

Date	Rec. Yards	Opponent
Oct. 29, 2022	108*	at Colorado

Caleb Douglas (3)

Date	Rec. Yards	Opponent
Oct. 26, 2024	140	at TCU
Oct. 5, 2024	116	at Arizona
Nov. 23, 2024	102	at Oklahoma State

Coy Eakin (2)

Date	Rec. Yards	Opponent
Dec. 16, 2023	106	California
Oct. 14, 2023	102	Kansas State

Josh Kelly (12)

Date	Rec. Yards	Opponent
Sept. 23, 2023	159*	Oregon State
Aug. 31, 2024	156	Abilene Christian
Nov. 30, 2024	150	West Virginia
Nov. 11, 2023	130*	at Cal
Nov. 17, 2023	130*	Colorado
Sept. 11, 2021	127*	Cal Poly
Nov. 2, 2024	127	at Iowa State
Sept. 18, 2021	120*	at UCLA
Sept. 28, 2024	111	Cincinnati
Oct. 30, 2021	107*	at San Diego State
Nov. 25, 2023	106*	at Washington
Nov. 9, 2024	106	Colorado

Johncarlos Miller II (1)

Date	Rec. Yards	Opponent
Nov. 4, 2023	101*	at Delaware

Drae McCray (6)

Date	Rec. Yards	Opponent
Nov. 20, 2021	237*	Tennessee Tech
Oct. 15, 2022	166*	Murray State
Sept. 10, 2022	158*	Mississippi Valley St.
Nov. 6, 2021	137*	Eastern Illinois
Sept. 3, 2022	113*	Presbyterian
Nov. 5, 2022	106*	at North Alabama

* indicates mark set at a previous school

CAREER GAMES WITH A RECEIVING TD

Player	'20	'21	'22	'23	'24	Career
McCray, Drae	--	8*	9*	2	0	19
Kelly, Josh	1*	2*	0*	6*	4	13
Miller II, Johncarlos	--	--	3*	4*	3	10
Tharp, Mason	--	1	2	4	2	9
Conyers, Jalin	--	0*	3*	1*	4	8
Douglas, Caleb	--	--	2*	1*	4	7
Morgan, Price	--	--	0*	6*	0	6
Eakin, Coy	--	--	0	2	4	6
Brooks, Tahj	0	0	1	0	1	2
Boyd, Brady	--	0	1	0	0	1
Brown, Jordan	0*	0*	0	1	0	1
Dickey, Cameron	--	--	--	--	1	1
Williams, J'Koby	--	--	--	--	1	1

* indicates mark set at a previous school

CAREER GAMES WITH MULTIPLE RECEIVING TDs

Player	'20	'21	'22	'23	'24	Career
McCray, Drae	--	2*	3*	0	0	5
Kelly, Josh	--	1*	0*	1*	1	3
Eakin, Coy	--	--	0	0	2	2
Conyers, Jalin	--	0*	1*	0*	1	2
Douglas, Caleb	--	--	0*	0*	1	1

OFFENSE | RUSHING

CAREER 100+ RUSHING YARD GAMES

Tahj Brooks (23)

Date	Rush Yards	Opponent
Nov. 30, 2024	188	West Virginia
Nov. 18, 2023	182	UCF
Sept. 28, 2024	172	Cincinnati
Oct. 7, 2023	170	at Baylor
Sept. 16, 2023	158	Tarleton
Aug. 31, 2024	153	Abilene Christian
Sept. 23, 2023	149	at West Virginia
Nov. 2, 2023	146	TCU
Nov. 9, 2024	137	Colorado
Sept. 4, 2021	134	vs. Houston
Nov. 11, 2023	133	at Kansas
Nov. 23, 2024	133	at Oklahoma State
Oct. 5, 2024	128	at Arizona
Oct. 19, 2024	125	Baylor
Nov. 2, 2024	122	at Iowa State
Oct. 26, 2024	121	at TCU
Sept. 21, 2024	117	Arizona State
Sept. 14, 2024	109	North Texas
Dec. 28, 2021	107	vs. Mississippi State
Oct. 22, 2022	107	West Virginia
Sept. 11, 2021	103	Stephen F. Austin
Oct. 21, 2023	101	at BYU
Sept. 30, 2023	101	Houston

GAMES WITH A RUSHING TD

Player	'20	'21	'22	'23	'24	Career
Brooks, Tahj	3	5	4	9	9	30
Morton, Behren	--	--	2	4	1	7
Conyers, Jalin	--	0	0	1	1	2
Hammond, Will	--	--	--	--	1	1
Dickey, Cameron	--	--	--	--	1	1
Williams, J'Koby	--	--	--	--	1	1
Valdez, Cam'Ron	--	0	0	1	0	1

* Indicates games played prior to arrival at Texas Tech

GAMES WITH MULTIPLE RUSHING TDs

Player	'20	'21	'22	'23	'24	Career
Brooks, Tahj	1	2	2	1	3	9

OFFENSE | PASSING

CAREER 300+ YARD PASSING GAMES

Behren Morton (6)

Date	Pass Yards	Opponent
Nov. 23, 2024	401	at Oklahoma State
Oct. 8, 2022	379	at Oklahoma State
Aug. 31, 2024	378	Abilene Christian
Nov. 30, 2024	359	West Virginia
Oct. 22, 2022	325	West Virginia
Sept. 7, 2024	323	at Washington State

GAMES WITH MULTIPLE PASSING TDs

Player	'21	'22	'23	'24	Career
Morton, Behren	-	2	6	9	17

GAMES WITH THREE OR MORE PASSING TDs

Player	'21	'22	'23	'24	Career
Morton, Behren	-	-	2	4	6

DEFENSE | TACKLES

CAREER 10+ TACKLE GAMES

Ben Roberts (8)

Date	Tackles	Opponent
Nov. 24, 2023	13	at Texas
Sept. 9, 2023	12	Oregon
Sept. 28, 2024	12	Cincinnati
Sept. 23, 2023	11	at West Virginia
Sept. 21, 2024	11	Arizona State
Oct. 14, 2023	11	Kansas State
Sept. 30, 2023	10	Houston
Oct. 21, 2023	10	at BYU

Jacob Rodriguez (8)

Date	Tackles	Opponent
Nov. 9, 2024	17	Colorado
Aug. 31, 2024	13	Abilene Christian
Oct. 5, 2024	13	at Arizona
Nov. 2, 2024	13	at Iowa State
Nov. 18, 2023	12	UCF
Oct. 19, 2024	12	Baylor
Nov. 23, 2024	12	at Oklahoma State
Sept. 28, 2024	11	Cincinnati

C.J. Baskerville (1)

Date	Tackles	Opponent
Nov. 11, 2023	11	Kansas

Maurion Horn (2)

Date	Tackles	Opponent
Aug. 31, 2024	11	Abilene Christian
Oct. 5, 2024	10	at Arizona



INDIVIDUAL | SINGLE-GAME CAREER HIGHS

PASSING

Name	Completions		Attempts		Yards		Career 300-Yard Passing Games
	2024	Career	2024	Career	2024	Career	
#2 Behren Morton	37 (at Oklahoma St.)	39 ('22 at Oklahoma St.)	58 (at Washington St.)	62 ('22 at Oklahoma St.)	401 (at Oklahoma St.)	401 ('24 at Oklahoma St.)	6
#15 Will Hammond	10 (at TCU)	10 ('24 at TCU)	15 (at TCU)	15 ('24 at TCU)	121 (at TCU)	121 ('24 at TCU)	0

Name	Longest Pass		TDs		INTs	
	2024	Career	2024	Career	2024	Career
#2 Behren Morton	70 (vs. North Texas)	70 ('24 vs. North Texas)	5 (vs. ACU)	5 ('24 vs. ACU)	2 (2x, last at Iowa St.)	3 (2x, last '23 at Texas)
#15 Will Hammond	36 (at TCU)	36 ('24 at TCU)	1 (at TCU)	1 ('24 at TCU)	--	has not happened

RUSHING

Name	Attempts		Yards		TDs		Longest Career Run	100-Yd Games
	2024	Career	2024	Career	2024	Career		
#12 Jalin Conyers	3 (at Washington St.)	8 ('23 vs Arizona)*	13 (vs. Cincinnati)	43 ('23 vs. Arizona)*	1 (vs. Arizona St.)	1 (2x, last '24 vs. Arizona St.)*	39 ('23 at Arizona)	0
#20 J'Koby Williams	8 (at TCU)	8 ('24 at TCU)	42 (at TCU)	42 ('24 at TCU)	1 (vs. North Texas)	1 ('24 vs. North Texas)	13 ('24 at TCU)	0
#28 Tahj Brooks	32 (vs. Cincinnati)	33 ('23 at Kansas)	188 (vs. West Virginia)	188 ('24 vs. West Virginia)	3 (3x, last vs. W. Virginia)	3 (4x, last '24 vs. W. Virginia)	67 ('21 vs. SFA)	23
#33 Cameron Dickey	10 (vs. North Texas)	10 ('24 vs. North Texas)	75 (vs. North Texas)	75 ('24 vs. North Texas)	1 (vs. North Texas)	1 ('24 vs. North Texas)	37 ('24 vs. North Texas)	0
<i>Quarterbacks</i>								
#2 Behren Morton	11 (vs. Colorado)	17 ('22 at Oklahoma St.)	46 (vs. Cincinnati)	53 ('22 at Oklahoma St.)	1 (vs. North Texas)	1 (6x, last '24 vs. North Texas)	26 ('24 vs. Cincinnati)	0
#15 Will Hammond	8 (at TCU)	8 ('24 at TCU)	16 (at TCU)	16 ('24 at TCU)	1 (2x, last vs. W. Virginia)	1 (2x, last '24 vs. W. Virginia)	12 ('24 at TCU)	0

RECEIVING

Name	Receptions		Yards		TDs		Longest Career Reception	100-Yd Games
	2024	Career	2024	Career	2024	Career		
#3 Josh Kelly	10 (2x, last vs. Ariz. St.)	10 (2x, last '24 vs. Ariz. St.)	156 (vs. ACU)	159 ('23 vs Oregon St.)	2 (at Iowa State)	3 ('23 vs Oregon St.)	71 ('20 at Utah St.)	*6/5
#4 Jordan Brown	3 (2x, last vs. North Texas)	6 ('23 vs. Tarleton St.)	49 (vs. North Texas)	73 ('23 vs. Tarleton St.)	--	1 ('23 vs. Tarleton St.)	46 ('23 vs. Tarleton St.)	0
#5 Caleb Douglas	9 (2x, last at TCU)	9 (2x, last '24 at TCU)	140 (at TCU)	140 ('24 at TCU)	3 (vs. Baylor)	3 ('24 vs. Baylor)	62 ('22 vs. E. Wash.)	3
#8 Coy Eakin	7 (at Oklahoma St.)	8 ('23 vs. TCU)	90 (at Oklahoma St.)	106 ('23 vs. Cal)	2 (2x, last vs. Cincy)	2 (2x, last '24 vs. Cincy)	70 ('24 vs. North Texas)	2
#10 Drae McCray	5 (vs. Cincinnati)	12 ('22 at Alabama)*	39 (vs. Cincinnati)	237 ('21 vs. Tenn. Tech)*	--	4 ('21 vs. Tenn. Tech)*	73 ('21 vs. Tenn. Tech)*	*6/0
#12 Jalin Conyers	7 (at Oklahoma St.)	10 ('22 at Arizona)	74 (at Oklahoma St.)	108 ('22 at Colorado)	2 (vs. Colorado)	3 ('22 at Colorado)	50 ('23 at Wash St.)	*1/0
#13 Brady Boyd	1 (vs. North Texas)	3 (2x, last '23 vs. Cal)	7 (vs. North Texas)	37 ('23 vs. Cal)	--	1 ('22 vs. West Virginia)	24 ('23 vs. Cal)	0
#18 John Carlos Miller II	2 (2x, last at Okla. St.)	5 ('23 at Delaware)*	55 (vs. North Texas)	101 ('23 at Delaware)*	1 (3x, last vs. Ariz. St.)	1 (10x, last '24 vs. Ariz. St.)*	70 ('23 at Delaware)*	*1/0
#80 Mason Tharp	2 (3x, last vs. W. Virginia)	4 ('23 vs. Oregon)	18 (at Iowa State)	61 ('21 vs. FIU)	1 (2x, last vs. W. Virginia)	1 (9x, last '24 vs. W. Virginia)	28 ('23 vs. Tarleton St.)	0
<i>Running Backs</i>								
#20 J'Koby Williams	2 (2x, last vs. W. Virginia)	2 (2x, last '24 vs. W. Virginia)	30 (vs. West Virginia)	30 (2x, last '24 vs. W. Virginia)	1 (vs. Baylor)	1 ('24 vs. Baylor)	18 (2x)	0
#28 Tahj Brooks	9 (at Oklahoma St.)	9 ('24 at Oklahoma St.)	65 (at Oklahoma St.)	65 ('24 at Oklahoma St.)	1 (at Oklahoma St.)	1 (2x, last '24 at Okla. St.)	30 ('24 vs. W. Virginia)	0
#33 Cameron Dickey	5 (at Washington St.)	5 ('24 at Washington St.)	34 (at Washington St.)	34 ('24 at Washington St.)	1 (at Washington St.)	1 ('24 at Washington St.)	12 ('24 at Wash. St.)	0

DEFENSE

Name	Tackles		Sacks		TFLs		INT	FF
	2024	Career	2024	Career	2024	Career		
#0 Bralyn Lux	5 (3x, last vs. W. Virginia)	9 (2x, last '23 vs. Cal)*	--	1.0 (2x, last '22 at Boise St.)*	--	2.0 ('23, last at Kansas)*	1 (4x)*	1 (2x)*
#1 A.J. McCarty	5 (vs. ACU)	9 ('22 at Iowa St.)	0.5 (vs. Arizona St.)	0.5 ('24 vs. Arizona St.)	1.0 (5x, last vs. W. Virginia)	1.0 (6x, last '24 vs. W. Virginia)	1 (3x)*	--
#3 Bryce Ramirez	5 (vs. North Texas)	7 ('23 at BYU)	--	has not happened	0.5 (at Arizona)	0.5 ('24 at Arizona)	1 ('24 vs. UNT)	--
#4 Maurion Horn	11 (vs. ACU)	11 ('24 vs. ACU)	--	has not happened	1.0 (3x, last vs. W. Virginia)	1.0 (3x, last '24 vs. W. Virginia)	--	--
#5 Quincy Ledet Jr.	4 (vs. Cincinnati)	8 ('22 vs. Southern Miss)*	--	1.0 (3x, last vs. Southern Miss)*	1.0 (2x, last at Okla. St.)	1.5 (2x, last vs. Southern Miss)*	1 ('24 at UA)	1 (2x)*
#6 John Curry	7 (vs. West Virginia)	7 ('24 vs. West Virginia)	--	has not happened	0.5 (vs. West Virginia)	0.5 ('24 vs. West Virginia)	1 ('24 vs. WVU)	--
#7 Brenden Jordan	5 (2x, last vs. W. Virginia)	6 ('23 vs. K-State)	0.5 (at TCU)	0.5 ('24 at TCU)	1.0 (at TCU)	1.0 (2x, last '24 at TCU)	--	--
#9 C.J. Baskerville	9 (2x, last vs. Cincinnati)	11 ('23 at Kansas)	--	has not happened	1.5 (at TCU)	1.5 (2x, last '24 at TCU)	1 (7x)*	--
#10 Jacob Rodriguez	17 (vs. Colorado)	17 ('24 vs. Colorado)	2.0 (at Iowa State)	2.0 ('24 at Iowa State)	2.5 (at Iowa State)	2.5 ('24 at Iowa State)	1 (2x)	1 (6x)
#11 Charles Esters III	5 (vs. Colorado)	7 ('23 vs. Oregon)	0.5 (at TCU)	2.0 ('23 at Baylor)	1.5 (at Iowa State)	2.0 ('23 at Baylor)	--	1 ('23 at BU)
#12 Macho Stevenson	5 (vs. Cincinnati)	5 ('24 vs. Cincinnati)	--	has not happened	--	has not happened	--	1 ('24 vs. UC)
#13 Ben Roberts	12 (vs. Cincinnati)	13 ('23 at Texas)	--	0.5 ('23 vs. Oregon)	2.0 (vs. Cincinnati)	2.0 (2x, last '24 vs. Cincinnati)	1 ('23 at WVU)	1 (5x)
#17 Isaac Smith	7 (at Iowa St.)	7 ('24 at Iowa St.)	1.0 (at Washington St.)	1.0 ('22 vs. Ole Miss)	1.0 (at Washington St.)	2.0 ('22 vs. Ole Miss)	--	--
#21 Jordan Sanford	4 (at Washington St.)	4 ('24 at Washington St.)	--	has not happened	--	has not happened	--	--
#22 Devynn Cromwell	9 (at Arizona)	9 ('24 at Arizona)	--	has not happened	--	has not happened	--	--
#25 Chapman Lewis	7 (3x, last at Iowa St.)	7 (3x, last '24 at Iowa St.)	--	has not happened	0.5 (2x, last vs. W. Virginia)	0.5 (2x, last '24 vs. W. Virginia)	1 (3x)	--
#33 Harvey Dyson III	2 (4x, last at Iowa St.)	2 (4x, last '24 at Iowa St.)	1.0 (2x, last vs. Colorado)	1.0 (2x, last '24 vs. Colorado)	1.0 (3x, last vs. Colorado)	1.0 (3x, last '24 vs. Colorado)	1 ('24 at TCU)	--
#35 Miquel Dingle Jr.	9 (vs. West Virginia)	9 ('24 vs. West Virginia)	0.5 (vs. North Texas)	0.5 ('24 vs. North Texas)	1.5 (vs. North Texas)	1.5 ('24 vs. North Texas)	--	--
#45 Terrell Tilmon	4 (vs. West Virginia)	4 ('24 vs. West Virginia)	2.0 (vs. West Virginia)	2.0 ('24 vs. West Virginia)	2.0 (vs. West Virginia)	2.0 ('24 vs. West Virginia)	--	1 ('24 vs. WVU)
#51 Jayden Cofield	4 (vs. North Texas)	4 ('24 vs. North Texas)	1.0 (2x, last vs. W. Virginia)	1.0 (2x, last '24 vs. W. Virginia)	1.0 (3x, last vs. W. Virginia)	1.0 (3x, last '24 vs. W. Virginia)	--	--
#52 De'Braylon Carroll	6 (vs. Cincinnati)	6 (2x, '24 vs. Cincinnati)*	--	1.5 ('23 at Marshall)	1.5 (vs. Cincinnati)	3.0 ('23 vs. Texas St.)	--	--
#88 Amier Washington	4 (vs. Arizona St.)	4 (2x, last '24 vs. Ariz. St.)	0.5 (vs. Arizona St.)	2.0 ('23 vs. Cal)	0.5 (vs. Arizona St.)	4.0 ('23 vs. Cal)	--	1 ('23 vs. Cal)
#90 Ansel Nedore	2 (at Arizona)	2 ('24 at Arizona)	--	has not happened	--	has not happened	--	--
#91 James Hansen	2 (vs. West Virginia)	5 ('22 vs. San Diego St.)	1.0 (at Oklahoma St.)	1.0 (3x, last '24 at Okla. St.)*	1.0 (at Oklahoma St.)	2.0 ('23 vs. Hawaii)	--	1 ('22 vs. TX St.)
#94 Braylon Rigsby	4 (at Oklahoma St.)	4 ('24 at Oklahoma St.)	--	has not happened	1.0 (3x, last at Okla. St.)	1.0 (3x, last '24 at Okla. St.)	--	--
#95 Trevon McAlpine	5 (at Iowa State)	6 ('23 at Texas)	1.0 (vs. Colorado)	1.0 (2x, last '24 vs. Colorado)	1.0 (vs. Colorado)	1.0 (2x, last '24 vs. Colorado)	--	--

* - indicates stats that include numbers accumulated at previous FBS institution



NUMERICAL ROSTER

NO	PLAYER	POS	HT	WT	YR-EX	HOMETOWN (HIGH SCHOOL)
0	Bralyn Lux [*]	DB	5-11	185	Sr-1L	San Jose, Calif. (King's Academy)
1	A.J. McCarty	DB	6-0	190	Jr-RS	Brownwood, Texas (Brownwood)
2	Behren Morton	QB	6-2	220	Jr-2L	Eastland, Texas (Eastland)
3	Bryce Ramirez	LB	6-2	235	Sr-2L	Missouri City, Texas (George Ranch)
4	Jordan Brown	WR	5-11	185	Sr-2L	Dallas, Texas (DeSoto)
4	Maurion Horn	DB	5-11	180	So-1L	Broken Arrow, Okla. (Broken Arrow)
5	Caleb Douglas	WR	6-4	205	Jr-TR	Missouri City, Texas (Hightower)
5	Quincy Ledet Jr. [*]	DL	6-2	315	Sr-1L	Orange, Texas (West Orange-Stark)
6	John Curry	LB	6-2	225	Fr-RS	Lubbock, Texas (Coronado)
6	Kelby Valsin	WR	6-1	195	Fr-RS	Arlington, Texas (Bowie)
7	Brenden Jordan	DB	6-0	210	So-1L	Mansfield, Texas (Mansfield)
8	E'Maurion Banks	DL	6-5	300	Jr-1L	Wichita Falls, Texas (Rider)
8	Coy Eakin	WR	6-2	210	So-1L	Stephenville, Texas (Stephenville)
9	C.J. Baskerville	DB	6-3	210	Sr-1L	North Richland Hills, Texas (Richland)
10	Drae McCray	WR	5-9	185	Sr-1L	Tallahassee, Fla. (North Florida Christian)
10	Jacob Rodriguez	LB	6-1	230	Jr-1L	Wichita Falls, Texas (Rider)
11	Charles Esters III	OLB	6-3	260	Jr-1L	Cedar Hill, Texas (Cedar Hill)
11	T.J. West	WR	6-1	200	Fr-RS	Houston, Texas (Humble)
12	Jalin Conyers	TE	6-4	265	Sr-TR	Gruver, Texas (Gruver)
12	Macho Stevenson	DB	6-1	190	Fr-RS	Shreveport, La. (Captain Shreve)
13	Brady Boyd	WR	6-1	195	Jr-1L	Southlake, Texas (Southlake Carroll)
13	Ben Roberts	LB	6-3	230	So-1L	Haslet, Texas (Eaton)
14	Joseph Adedire	OLB	6-3	265	Jr-2L	Mansfield, Texas (Mansfield Summit)
14	Drew Hocutt	WR	6-0	185	Sr-2L	Lubbock, Texas (Frenship)
15	Will Hammond	QB	6-2	205	Fr-HS	Austin, Texas (Hutto)
15	Oliver Miles III	DB	6-2	190	Fr-HS	El Campo, Texas (El Campo)
16	Ashton Hampton	DB	6-0	165	Fr-HS	Pearland, Texas (Pearland)
17	Isaac Smith	OLB	6-6	260	Jr-1L	Wagoner, Okla. (Wagoner)
17	Jake Strong	QB	6-1	205	Fr-RS	Justin, Texas (Northwest)
18	L.J. Johnson Jr.	WR	5-10	180	Fr-HS	Madisonville, Texas (Madisonville)
18	Johncarlos Miller II	TE	6-5	240	Jr-TR	Greensboro, N.C. (Dudley)
19	Dylan Spencer	OLB	6-5	245	So-1L	Orange, Texas (C.E. King)
19	Haydon Wiginton	WR	5-11	195	Jr-SQ	Midlothian, Texas (Heritage)
20	J'Koby Williams	RB	5-10	180	Fr-HS	Beckville, Texas (Beckville)
21	Jordan Sanford	DB	6-0	195	So-1L	Arlington, Texas (Mansfield Timberview)
22	Devynn Cromwell	DB	6-0	200	Sr-TR	Toronto, Ontario, Canada (Clarkson Football North)
23	Adam Hill	RB	6-1	215	Fr-HS	Albany, Texas (Albany)
24	Malik Esquerra	DB	6-3	195	Fr-HS	Killeen, Texas (Shoemaker)
25	Chapman Lewis	DB	6-1	180	So-1L	Burleson, Texas (Burleson Centennial)
26	Sammy Morris IV	DB	6-1	200	Jr-SQ	Prosper, Texas (Prosper)
27	Isaiah Collins	DB	6-3	190	Fr-HS	Huntsville, Texas (Huntsville)
28	Tahj Brooks [*]	RB	5-10	230	Sr-4L	Manor, Texas (Manor)
28	Peyton Morgan	DB	6-0	180	Fr-HS	Round Rock, Texas (Pflugerville Weiss)
29	Chief Collins	DB	5-11	195	Jr-1L	Lucas, Texas (Lovejoy)
30	Mikal Harrison-Pilot	DB	6-0	210	Fr-TR	Temple, Texas (Temple)
30	Jackson Knotts	LS	5-11	195	Sr-3L	Plant City, Fla. (Plant City)
31	Joseph Plunk	DB	5-10	180	Sr-2L	Amarillo, Texas (Tascosa)
32	Jaden Morris	RB	5-11	205	So-SQ	Arlington, Texas (Lamar)
32	Cheta Ofili	OLB	6-4	225	Fr-HS	Rowlett, Texas (Sachse)
33	Cameron Dickey	RB	5-10	215	Fr-HS	Austin, Texas (Crockett)
34	Trent Low	LB	6-1	220	Sr-1L	Midland, Texas (Midland Lee)
35	Miquel Dingle Jr.	LB	6-2	220	Fr-RS	Charleston, S.C. (Byrnes)
36	Justin Horne	LB	6-0	220	Fr-RS	New Orleans, La. (John Curtis Christian)
37	Curtis Murillo	WR	6-1	190	Fr-RS	El Paso, Texas (Eastwood)
38	Reese Burkhardt	K	6-1	200	Sr-1L	Andalusia, Ala. (Andalusia)
38	Anthony White	DB	6-0	195	Fr-RS	Abernathy, Texas (Abernathy)
39	Luke Dillingham	DB	6-1	205	Jr-SQ	Brock, Texas (Brock)
39	Charles Robinson	TE	6-0	250	Jr-SQ	Lubbock, Texas (Coronado)
40	Wesley Smith	LB	5-10	220	So-1L	Midland, Texas (Legacy)
41	Jack Burgess	P	6-3	215	Jr-TR	Bacchus Marsh, Victoria, Australia (St. Patrick's College)
42	Marcus Ramon-Edwards	DB	6-3	225	Fr-RS	Lubbock, Texas (Trinity)
43	Chris Lemons	LB	6-2	210	Fr-RS	Prosper, Texas (Prosper)



NUMERICAL ROSTER

NO	PLAYER	POS	HT	WT	YR-EX	HOMETOWN (HIGH SCHOOL)
45	Terrell Tilmon	OLB	6-5	235	Jr-1L	Mansfield, Texas (Mansfield Timberview)
46	Isaiah Crawford	OLB	6-4	225	Fr-RS	Post, Texas (Post)
47	Rylan Vagana	LS	6-0	210	Fr-HS	Huntington Beach, Calif. (Mater Dei)
48	Gage Elder	LB	5-11	220	Jr-SQ	Rockwall, Texas (Rockwall)
48	Stone Harrington	K	6-3	195	So-SQ	Colleyville, Texas (Colleyville)
50	Eddy Smith	OLB	6-6	270	Fr-HS	Pearland, Texas (Pearland Dawson)
51	Jayden Cofield	DL	6-2	310	Fr-RS	Austin, Texas (Manor)
52	De'Braylon Carroll [^]	DL	6-0	300	Sr-TR	Duncanville, Texas (Duncanville)
53	Holton Hendrix	OL	6-4	300	Fr-HS	Lubbock, Texas (Lubbock Cooper)
54	Kaden Carr	OL	6-6	320	Fr-RS	Canadian, Texas (Lubbock Cooper)
56	Davion Carter [^]	OL	6-0	295	Sr-TR	Pearl, Miss. (Pearl)
58	Tanner Allen	DL	6-3	285	So-SQ	Bryan, Texas (Bryan)
60	Nick Fattig	OL	6-4	290	Fr-RS	League City, Texas (Clear Springs)
62	Tyler Murray	OL	6-4	295	Fr-HS	San Antonio, Texas (Brandeis)
63	Dylan Shaw	OL	6-4	315	Fr-RS	Corpus Christi, Texas (Flour Bluff)
64	Jurrien Loftin	OL	6-5	315	So-SQ	Aledo, Texas (Aledo)
65	D'Anthis Upshaw Jr.	OL	6-5	280	Fr-HS	Irving, Texas (Irving)
66	Jackson Hildebrand	OL	6-2	285	Fr-HS	San Antonio, Texas (Alamo Heights)
68	Jaxon Hughes [^]	OL	6-6	310	Sr-TR	Greensboro, N.C. (Northern Guilford)
69	Caleb Rodkey	OL	6-4	315	Jr-1L	Missouri City, Texas (Ridge Point)
70	Jacob Ponton	OL	6-8	280	Fr-HS	Dripping Springs, Texas (Dripping Springs)
71	Vinny Sciuery	OL	6-4	305	Sr-TR	Massillon, Ohio (Perry)
72	Sheridan Wilson	OL	6-5	300	So-SQ	Argyle, Texas (Argyle)
73	Garrett Morphis	OL	6-4	300	Fr-RS	Monticello, Ark. (Waco Midway)
74	Daniel Sill	OL	6-5	315	Fr-RS	College Station, Texas (A&M Consolidated)
76	Caleb Rogers [^]	OL	6-5	310	Sr-4L	Mansfield, Texas (Lake Ridge)
77	Maurice Rodrigues	OL	6-7	335	Jr-TR	Pasadena, Calif. (Pasadena)
78	Ellis Davis	OL	6-7	290	Fr-HS	Prosper, Texas (Prosper)
79	Sterling Porcher	OL	6-4	315	Sr-TR	Sumter, S.C. (Sumter)
80	Mason Tharp	TE	6-9	270	Sr-3L	Klein, Texas (Klein)
82	Price Morgan	WR	5-11	190	Jr-TR	Round Rock, Texas (Pflugerville Weiss)
83	Jack Esparza	TE	6-4	250	So-SQ	Austin, Texas (St. Michael's Catholic)
85	Aiden Meeks	WR	5-10	180	Fr-RS	Rockwall, Texas (Rockwall)
86	Tyson Turner	WR	6-2	210	Fr-HS	Bryan, Texas (Bryan)
88	Trey Jackson	TE	6-5	230	Fr-HS	Dallas, Texas (South Oak Cliff)
88	Amier Washington	OLB	6-2	270	Fr-RS	Orange, Texas (Little Cypress-Mauriceville)
89	Jason Llewellyn	TE	6-5	265	So-TR	Aledo, Texas (Aledo)
90	Ansel Nedore	OLB	6-3	265	Fr-RS	Round Rock, Texas (Round Rock)
91	James Hansen [^]	DL	6-2	315	Sr-TR	Fontana, Calif. (Kaiser)
92	Kasen Long	OLB	6-5	260	Fr-HS	Shallowater, Texas (Shallowater)
94	Braylon Rigsby	DL	6-2	295	Fr-RS	Woodville, Texas (Woodville)
95	Trevon McAlpine	DL	6-3	305	So-1L	Saraland, Ala. (Saraland)
96	Keyshawn Williams	DL	6-3	310	Fr-HS	Houston, Texas (Dekaney)
97	Charles Anderson Jr.	OLB	6-6	265	Fr-HS	Houston, Texas (Pearland Dawson)
98	Kendall Allen	DL	6-3	265	Fr-HS	Tyler, Texas (Chapel Hill)
99	Sam Carrell	OLB	6-4	270	Jr-SQ	Albuquerque, N.M. (Sandia)
99	Gino Garcia [^]	K	6-2	215	Sr-1L	Richardson, Texas (Pearce)

PHONETIC ROSTER visit the [TexasTech.com](https://www.texas-tech.com/football) football roster page for audio pronunciations powered by **The Name Engine**

- 0 Bratyn Lux - *BRAY-Lin*
- 2 Behren Morton - *BARE-en*
- 4 Maurion Horn - *MAR-ee-ahn*
- 5 Quinic Ledet Jr. - *luh-DETT*
- 6 Kelby Valsin - *VAL-sin*
- 8 E'Maurion Banks - *ee-MAR-ee-on*
- 8 Coy Eakin - *AY-kin*
- 10 Jacob Rodriguez - *rod-REE-gez*
- 11 Charles Esters III - *ESS-sters*
- 14 Joseph Adedire - *uh-DAY-dee-ry*
- 14 Drew Hocutt - *HOE-cutt*
- 19 Haydon Wiginton - *HAY-dun, WIG-in-tun*
- 22 Devynn Cromwell - *DEV-in, CRAHM-well*
- 24 Malik Esquerra - *muh-LEEK, eh-SCARE-uh*
- 30 Mikal Harrison-Pilot - *mih-KALE*
- 32 Cheta Ofili - *CHET-uh, oh-FEE-lee*
- 35 Miquel Dingle Jr. - *MY-kell, DING-gull*
- 36 Justin Horne - *HORN*
- 37 Curtis Murillo - *mer-ILL-low*
- 41 Jack Burgess - *BER-jess*
- 45 Terrell Tilmon - *ter-ELL, TILL-min*
- 47 Rylan Vagana - *RYE-len, vuh-GAH-nuh*
- 52 De'Braylon Carroll - *duh-BRAY-lin*
- 56 Davion Carter - *DAY-vee-on*
- 60 Nick Fattig - *FAT-igg*
- 64 Jurrien Lofton - *JER-ee-in*
- 65 D'anthis Upshaw Jr. - *dee-ANN-this*
- 69 Caleb Rodkey - *ROD-kee*
- 70 Jacob Ponton - *PONT-in*
- 71 Vinny Sciuery - *SKIR-ee*
- 73 Garrett Morphis - *MORE-fiss*
- 77 Maurice Rodrigues - *more-EECE, rod-REE-gez*
- 79 Sterling Porcher - *pore-SHAY*
- 83 Jack Esparza - *eh-SPAR-zuh*
- 89 Jason Llewellyn - *loo-ELL-in*
- 90 Ansel Nedore - *nuh-DORE-ee*
- 95 Treveon McAlpine - *TRAY-van mick-AL-pine*
- 99 Sam Carrell - *CARE-ull*



ROSTER BREAKDOWN BY POSITION

QUARTERBACKS

2	Behren Morton	6-2	220	Jr-2L	Eastland, Texas (Eastland)
15	Will Hammond	6-2	205	Fr-HS	Austin, Texas (Hutto)
17	Jake Strong	6-1	205	Fr-RS	Justin, Texas (Northwest)

RUNNING BACKS

20	J'Koby Williams	5-10	180	Fr-HS	Beckville, Texas (Beckville)
23	Adam Hill	6-1	215	Fr-HS	Albany, Texas (Albany)
28	Tahj Brooks^	5-10	230	Sr-4L	Manor, Texas (Manor)
32	Jaden Morris	5-11	205	So-SQ	Arlington, Texas (Lamar)
33	Cameron Dickey	5-10	215	Fr-HS	Austin, Texas (Crockett)

TIGHT ENDS

12	Jalin Conyers	6-4	265	Sr-TR	Gruver, Texas (Gruver)
18	Johncarlos Miller II	6-5	240	Jr-TR	Greensboro, N.C. (Dudley)
39	Charles Robinson	6-0	250	Jr-SQ	Lubbock, Texas (Coronado)
80	Mason Tharp	6-9	270	Sr-3L	Klein, Texas (Klein)
83	Jack Esparza	6-4	250	So-SQ	Austin, Texas (St. Michael's Catholic)
88	Trey Jackson	6-5	230	Fr-HS	Dallas, Texas (South Oak Cliff)
89	Jason Llewellyn	6-5	265	So-TR	Aledo, Texas (Aledo)

WIDE RECEIVERS

4	Jordan Brown	5-11	185	Sr-2L	Dallas, Texas (DeSoto)
5	Caleb Douglas	6-4	205	Jr-TR	Missouri City, Texas (Hightower)
6	Kelby Valsin	6-1	195	Fr-RS	Arlington, Texas (Bowie)
8	Coy Eakin	6-2	210	So-1L	Stephenville, Texas (Stephenville)
10	Drae McCray	5-9	185	Sr-1L	Tallahassee, Fla. (North Florida Christian)
11	T.J. West	6-1	200	Fr-RS	Houston, Texas (Humble)
13	Brady Boyd	6-1	195	Jr-1L	Southlake, Texas (Southlake Carroll)
14	Drew Hocutt	6-0	185	Sr-2L	Lubbock, Texas (Frenship)
18	L.J. Johnson Jr.	5-10	180	Fr-HS	Madisonville, Texas (Madisonville)
19	Haydon Wiginton	5-11	195	Jr-SQ	Midlothian, Texas (Heritage)
37	Curtis Murillo	6-1	190	Fr-RS	El Paso, Texas (Eastwood)
82	Price Morgan	5-11	190	Jr-TR	Round Rock, Texas (Pflugerville Weiss)
85	Aiden Meeks	5-10	180	Fr-RS	Rockwall, Texas (Rockwall)
86	Tyson Turner	6-2	210	Fr-HS	Bryan, Texas (Bryan)

OFFENSIVE LINE

53	Holton Hendrix	6-4	300	Fr-HS	Lubbock, Texas (Lubbock Cooper)
54	Kaden Carr	6-6	320	Fr-RS	Canadian, Texas (Lubbock Cooper)
56	Davion Carter^	6-0	295	Sr-TR	Pearl, Miss. (Pearl)
60	Nick Fattig	6-4	290	Fr-RS	League City, Texas (Clear Springs)
62	Tyler Murray	6-4	295	Fr-HS	San Antonio, Texas (Brandeis)
63	Dylan Shaw	6-4	315	Fr-RS	Corpus Christi, Texas (Flour Bluff)
64	Jurrien Loftin	6-5	315	So-SQ	Aledo, Texas (Aledo)
65	D'Anthis Upshaw Jr.	6-5	280	Fr-HS	Irving, Texas (Irving)
66	Jackson Hildebrand	6-2	285	Fr-HS	San Antonio, Texas (Alamo Heights)
68	Jaxon Hughes^	6-6	310	Sr-TR	Greensboro, N.C. (Northern Guilford)
69	Caleb Rodkey	6-4	315	Jr-1L	Missouri City, Texas (Ridge Point)
70	Jacob Ponton	6-8	280	Fr-HS	Dripping Springs, Texas (Dripping Springs)
71	Vinny Sciury	6-4	305	Sr-TR	Massillon, Ohio (Perry)
72	Sheridan Wilson	6-5	300	So-SQ	Argyle, Texas (Argyle)
73	Garrett Morphis	6-4	300	Fr-RS	Monticello, Ark. (Waco Midway)
74	Daniel Sill	6-5	315	Fr-RS	College Station, Texas (A&M Consolidated)
76	Caleb Rogers^	6-5	310	Sr-4L	Mansfield, Texas (Lake Ridge)
77	Maurice Rodrigues	6-7	335	Jr-TR	Pasadena, Calif. (Pasadena)
78	Ellis Davis	6-7	290	Fr-HS	Prosper, Texas (Prosper)
79	Sterling Porcher	6-4	315	Sr-TR	Sumter, S.C. (Sumter)

SPECIALISTS

30	Jackson Knotts	5-11	195	Sr-3L	Plant City, Fla. (Plant City)
38	Reese Burkhardt	6-1	200	Sr-1L	Andalusia, Ala. (Andalusia)
41	Jack Burgess	6-3	215	Jr-TR	Bacchus Marsh, Victoria, Australia (St. Patrick's College)
47	Rylan Vagana	6-0	210	Fr-HS	Huntington Beach, Calif. (Mater Dei)
48	Stone Harrington	6-3	195	So-SQ	Colleyville, Texas (Colleyville)
99	Gino Garcia^	6-2	215	Sr-1L	Richardson, Texas (Pearce)

ALPHABETICAL

NAME	NO	POS
Joseph Adedire	14	OLB
Kendall Allen	98	DL
Tanner Allen	58	DL
Charles Anderson Jr.	97	OLB
E'Maurion Banks	8	DL
C.J. Baskerville	9	DB
Brady Boyd	13	WR
Tahj Brooks	28	RB
Jordan Brown	4	WR
Jack Burgess	41	P
Reese Burkhardt	38	K
Kaden Carr	54	OL
Sam Carrell	99	DL
De'Brayton Carroll	52	DL
Davion Carter	56	OL
Jayden Cofield	51	DL
Chief Collins	29	DB
Isaiah Collins	27	DB
Jalin Conyers	12	TE
Isaiah Crawford	46	OLB
Devynn Cromwell	22	DB
John Curry	6	LB
Ellis Davis	78	OL
Cameron Dickey	33	RB
Luke Dillingham	39	DB
Miquel Dingle Jr.	35	LB
Caleb Douglas	5	WR
Coy Eakin	8	WR
Gage Elder	48	LB
Jack Esparza	83	TE
Malik Esquerra	24	DB
Charles Esters III	11	OLB
Nick Fattig	60	OL
Gino Garcia	99	K
Will Hammond	15	QB
Ashton Hampton	16	DB
James Hansen	91	DL
Stone Harrington	48	K
Mikal Harrison-Pilot	30	DB
Holton Hendrix	53	OL
Jackson Hildebrand	66	OL
Adam Hill	23	RB
Drew Hocutt	14	WR
Maurion Horn	4	DB
Justin Horne	36	LB
Jaxon Hughes	68	OL
Trey Jackson	88	TE
L.J. Johnson Jr.	18	WR
Brenden Jordan	7	DB
Jackson Knotts	30	LS
Quincy Ledet Jr.	5	DL
Chris Lemons	43	LB
Chapman Lewis	25	DB
Jason Llewellyn	89	TE
Jurrien Loftin	64	OL
Kasen Long	92	OLB
Trent Low	34	LB
Bralyn Lux	0	DB
Trevon McAlpine	95	DL
A.J. McCarty	1	DB
Drae McCray	10	WR
Aiden Meeks	85	WR



ALPHABETICAL

NAME	NO	POS
Oliver Miles III	15	DB
Johncarlos Miller II	18	TE
Peyton Morgan	28	DB
Price Morgan	82	WR
Garrett Morphis	73	OL
Jaden Morris	32	RB
Sammy Morris IV	26	DB
Behren Morton	2	QB
Curtis Murillo	37	WR
Tyler Murray	62	OL
Ansel Nedore	90	OLB
Cheta Ofili	32	OLB
Joseph Plunk	31	DB
Jacob Ponton	70	OL
Sterling Porcher	79	OL
Bryce Ramirez	3	LB
Marcus Ramon-Edwards	42	DB
Braylon Rigsby	94	DL
Ben Roberts	13	LB
Charles Robinson	39	TE
Caleb Rodkey	69	OL
Jacob Rodriguez	10	LB
Maurice Rodriques	77	OL
Caleb Rogers	76	OL
Jordan Sanford	21	DB
Vinny Sciury	71	OL
Dylan Shaw	63	OL
Daniel Sill	74	OL
Eddy Smith	50	OLB
Isaac Smith	17	OLB
Wesley Smith	40	LB
Dylan Spencer	19	OLB
Macho Stevenson	12	DB
Jake Strong	17	QB
Mason Tharp	80	TE
Terrell Tilmon	45	OLB
Tyson Turner	86	WR
D'Anthis Upshaw	65	OL
4Rylan Vagana	47	LS
Kelby Valsin	6	WR
Amier Washington	88	OLB
T.J. West	11	WR
Anthony White	38	DB
Haydon Wiginton	19	WR
J'Koby Williams	20	RB
Keyshawn Williams	96	DL
Sheridan Wilson	72	OL

ROSTER BREAKDOWN BY POSITION

DEFENSIVE LINE

5	Quincy Ledet Jr.*	6-2	315	Sr-1L	Orange, Texas (West Orange-Stark)
8	E'Maurion Banks	6-5	300	Jr-1L	Wichita Falls, Texas (Rider)
51	Jayden Cofield	6-2	310	Fr-RS	Austin, Texas (Manor)
52	De'Braylon Carroll*	6-0	300	Sr-TR	Duncanville, Texas (Duncanville)
58	Tanner Allen	6-3	285	So-SQ	Bryan, Texas (Bryan)
91	James Hansen*	6-2	315	Sr-TR	Fontana, Calif. (Kaiser)
94	Braylon Rigsby	6-2	295	Fr-RS	Woodville, Texas (Woodville)
95	Trevon McAlpine	6-3	305	So-1L	Saraland, Ala. (Saraland)
96	Keyshawn Williams	6-3	310	Fr-HS	Houston, Texas (DeKaney)
98	Kendall Allen	6-3	265	Fr-HS	Tyler, Texas (Chapel Hill)

OUTSIDE LINEBACKERS

11	Charles Esters III	6-3	260	Jr-1L	Cedar Hill, Texas (Cedar Hill)
14	Joseph Adedire	6-3	265	Jr-2L	Mansfield, Texas (Mansfield Summit)
17	Isaac Smith	6-6	260	Jr-1L	Wagoner, Okla. (Wagoner)
19	Dylan Spencer	6-5	245	So-1L	Orange, Texas (C.E. King)
32	Cheta Ofili	6-4	225	Fr-HS	Rowlett, Texas (Sachse)
45	Terrell Tilmon	6-5	235	Jr-1L	Mansfield, Texas (Mansfield Timberview)
46	Isaiah Crawford	6-4	225	Fr-RS	Post, Texas (Post)
50	Eddy Smith	6-6	270	Fr-HS	Pearland, Texas (Pearland Dawson)
88	Amier Washington	6-2	270	Fr-RS	Orange, Texas (Little Cypress-Mauriceville)
90	Ansel Nedore	6-3	265	Fr-RS	Round Rock, Texas (Round Rock)
92	Kasen Long	6-5	260	Fr-HS	Shallowater, Texas (Shallowater)
97	Charles Anderson Jr.	6-6	265	Fr-HS	Houston, Texas (Pearland Dawson)
99	Sam Carrell	6-4	270	Jr-SQ	Albuquerque, N.M. (Sandia)

INSIDE LINEBACKERS

3	Bryce Ramirez	6-2	235	Sr-2L	Missouri City, Texas (George Ranch)
6	John Curry	6-2	225	Fr-RS	Lubbock, Texas (Coronado)
10	Jacob Rodriguez	6-1	230	Jr-1L	Wichita Falls, Texas (Rider)
13	Ben Roberts	6-3	230	So-1L	Haslet, Texas (Eaton)
34	Trent Low	6-1	220	Sr-1L	Midland, Texas (Midland Lee)
35	Miquel Dingle Jr.	6-2	220	Fr-RS	Charleston, S.C. (Byrnes)
36	Justin Horne	6-0	220	Fr-RS	New Orleans, La. (John Curtis Christian)
40	Wesley Smith	5-10	220	So-1L	Midland, Texas (Legacy)
43	Chris Lemons	6-2	210	Fr-RS	Prosper, Texas (Prosper)
48	Gage Elder	5-11	220	Jr-SQ	Rockwall, Texas (Rockwall)

DEFENSIVE BACKS

0	Bralyn Lux*	5-11	185	Sr-1L	San Jose, Calif. (King's Academy)
1	A.J. McCarty	6-0	190	Jr-RS	Brownwood, Texas (Brownwood)
4	Maurion Horn	5-11	180	So-1L	Broken Arrow, Okla. (Broken Arrow)
7	Brenden Jordan	6-0	210	So-1L	Mansfield, Texas (Mansfield)
9	C.J. Baskerville	6-3	210	Sr-1L	North Richland Hills, Texas (Richland)
12	Macho Stevenson	6-1	190	Fr-RS	Shreveport, La. (Captain Shreve)
15	Oliver Miles III	6-2	190	Fr-HS	El Campo, Texas (El Campo)
16	Ashton Hampton	6-0	165	Fr-HS	Pearland, Texas (Pearland)
21	Jordan Sanford	6-0	195	So-1L	Arlington, Texas (Mansfield Timberview)
22	Devynn Cromwell	6-0	200	Sr-TR	Toronto, Ontario, Canada (Clarkson Football North)
24	Malik Esquerra	6-3	195	Fr-HS	Killeen, Texas (Shoemaker)
25	Chapman Lewis	6-1	180	So-1L	Burleson, Texas (Burleson Centennial)
26	Sammy Morris IV	6-1	200	Jr-SQ	Prosper, Texas (Prosper)
27	Isaiah Collins	6-3	190	Fr-HS	Huntsville, Texas (Huntsville)
28	Peyton Morgan	6-0	180	Fr-HS	Round Rock, Texas (Pflugerville Weiss)
29	Chief Collins	5-11	195	Jr-1L	Lucas, Texas (Lovejoy)
30	Mikal Harrison-Pilot	6-0	210	Fr-TR	Temple, Texas (Temple)
31	Joseph Plunk	5-10	180	Sr-2L	Amarillo, Texas (Tascosa)
38	Anthony White	6-0	195	Fr-RS	Abernathy, Texas (Abernathy)
39	Luke Dillingham	6-1	205	Jr-SQ	Brock, Texas (Brock)
42	Marcus Ramon-Edwards	6-3	225	Fr-RS	Lubbock, Texas (Trinity)

ROSTER KEY

* represents Super Senior who is utilizing COVID season for final year of eligibility



9 C.J. BASKERVILLE

DB | Sr. | 4th Yr. (2nd at Tech) | North Richland Hills, Texas | Richland HS

Follow on Social Media

Twitter: @c9baskerville | Instagram: cjbaskerville

PARTICIPATION	2021*	2022*	2023	2024	CAREER
GP/GS	14/4	8/7	11/10	12/11	45/32

* at San Diego State

CAREER STATS

TACKLES	GP	UA	A	Total	TFL	Yds	PD	FF	FR	INT	QBH
2021 (SOSU)	14	23	16	39	1.0	3	3	0	1	1	0
2022 (SOSU)	8	20	16	36	1.5	4	3	0	0	0	0
2023 (TTU)	11	54	24	78	4.5	15	5	0	0	2	2
2024 (TTU)	12	45	23	68	2.5	4	3	0	0	4	0
TOTALS	45	142	79	221	9.5	26	14	0	1	7	2

INTERCEPTIONS	GP	No	Yds	TD	LG	AVG/R
2021 (SOSU)	14	1	0	0	0	0.0
2022 (SOSU)	8	0	0	0	0	0.0
2023 (TTU)	11	2	16	0	12	8.0
2024 (TTU)	12	4	0	0	0	0.0
TOTALS	45	7	16	0	12	--

2024 GAME-BY-GAME STATS

Opponent	GS	UA	A	TOT	TFL-YDS	INT-YDS	FF	FR	PBU
Abilene Christian *	7	2	9		0.0-0	0-0	0	0	0
at Washington St. *	4	1	5		1.0-1	0-0	0	0	0
North Texas *	2	0	2		0.0-0	0-0	0	0	0
Arizona State *	1	2	3		0.0-0	1-0	0	0	0
Cincinnati *	3	6	9		0.0-0	0-0	0	0	1
at Arizona *	3	4	7		0.0-0	1-0	0	0	0
Baylor *	4	1	5		0.0-0	0-0	0	0	1
at TCU *	2	2	4		1.5-3	1-0	0	0	0
at Iowa State *	3	3	6		0.0-0	0-0	0	0	1
Colorado *	3	0	3		0.0-0	0-0	0	0	0
at Oklahoma St. *	7	0	7		0.0-0	0-0	0	0	0
West Virginia *	6	2	8		0.0-0	1-0	0	0	0
Totals	45	23	68		2.5-4	4-0	0	0	3

2023 GAME-BY-GAME STATS

Opponent	GS	UA	A	TOT	TFL-YDS	INT-YDS	FF	FR	PBU
at Wyoming	3	1	4		1.5-6	0-0	0	0	0
Oregon	DNP-injured								
Tarleton St. *	3	3	6		0.0	0-0	0	0	2
at West Virginia *	4	3	7		0.0	0-0	0	0	0
Houston *	9	0	9		1.0-5	0-0	0	0	1
at Baylor *	4	2	6		1.0-2	0-0	0	0	0
Kansas State	DNP-injured								
at BYU *	2	3	5		0.0	0-0	0	0	1
TCU *	7	2	9		0.0	0-0	0	0	0
at Kansas *	10	1	11		0.0	0-0	0	0	0
UCF *	4	3	7		0.0	1-4	0	0	1
at Texas *	4	5	9		0.0	0-0	0	0	0
vs. California *	4	1	5		1.0-2	1-12	0	0	0
Totals	54	24	78		4.5-15	2-16	0	0	5

2022 GAME-BY-GAME STATS (@ SAN DIEGO STATE)

Opponent	GS	UA	A	TOT	TFL-YDS	INT-YDS	FF	FR	PBU
Arizona *	3	3	6		0.0-0	0-0	0	0	0
Idaho State *	4	4	8		0.0-0	0-0	0	0	0
at Utah *	4	0	4		1.0-3	0-0	0	0	0
Toledo *	3	5	8		0.5-1	0-0	0	0	0
at Boise State *	3	2	5		0.0-0	0-0	0	0	2
Hawaii. *	1	0	1		0.0-0	0-0	0	0	1
at Nevada *	2	2	4		0.0-0	0-0	0	0	0
Air Force	0	0	0		0.0-0	0-0	0	0	0
Totals	20	16	36		1.5-4	0-0	0	0	3

2021 GAME-BY-GAME STATS (@ SAN DIEGO STATE)

Opponent	GS	UA	A	TOT	TFL-YDS	INT-YDS	FF	FR	PBU
New Mexico St.	0	0	0		0.0-0	0-0	0	0	0
at Arizona	0	0	0		0.0-0	0-0	0	0	0
Utah	0	0	0		0.0-0	0-0	0	0	0
Towson	1	1	2		0.5-2	0-0	0	0	0
New Mexico	1	1	2		0.0-0	0-0	0	0	0
at San Jose St.	0	0	0		0.0-0	0-0	0	0	0
at Air Force	1	0	1		0.0-0	0-0	0	0	0
Fresno State	0	0	0		0.0-0	0-0	0	0	0
at Hawaii	1	1	2		0.0-0	0-0	0	1	0
Nevada	1	2	3		0.0-0	0-0	0	0	0
at UNLV *	2	4	6		0.0-0	0-0	0	0	1
Boise State *	3	2	5		0.5-1	0-0	0	0	0
Utah State *	8	1	9		0.0-0	0-0	0	0	2
vs. UTSA *	5	4	9		0.0-0	1-0	0	0	0
Totals	23	16	39		1.0-3	1-0	0	1	3

28 TAHJ BROOKS

RB | S-Sr. | 5th Yr. | Manor, Texas | Manor HS

Follow on Social Media

Twitter: @just_tahj | Instagram: thetahjbrooks

PARTICIPATION	2020	2021	2022	2023	2024	CAREER
GP/GS	10/0	9/4	13/6	13/13	11/11	56/34

CAREER STATS

RUSHING	G	Att	Yds	TD	Lg	Avg/C	Avg/G
2020	10	69	255	4	28	3.7	25.5
2021	9	87	568	7	67	6.5	63.1
2022	13	147	691	7	37	4.7	53.2
2023	13	290	1,538	10	46	5.3	118.3
2024	11	286	1,505	17	40	5.3	136.8
Totals	56	879	4,557	45	67	5.2	81.4

RECEIVING	G	Rec	Yds	TD	Lg	Rec/G	Avg/C	Avg/G
2020	10	13	61	0	16	1.3	4.7	6.1
2021	9	6	52	0	18	0.7	8.7	5.8
2022	13	26	164	1	17	2.0	6.3	12.6
2023	13	29	72	0	12	2.2	2.5	5.5
2024	11	28	199	1	30	2.5	7.1	18.1
Totals	56	102	548	2	30	1.8	5.4	9.8

ALL PURPOSE	G	Rush	Rec	PR	KR	IR	Total	Avg/G
2020	10	255	61	0	0	0	316	31.6
2021	9	568	52	0	21	0	641	71.2
2022	13	691	164	0	0	0	855	65.8
2023	13	1,538	72	0	0	0	1,610	123.8
2024	11	1,505	199	0	0	0	1,704	154.9
Totals	56	4,557	548	0	21	0	5,126	91.5

2024 GAME-BY-GAME

Opponent	GS	Rush	Yds	TD	LG	Rec	Yds	TD	LG
Abilene Christian *	27	153	1	21		3	14	0	7
at Washington St.	DNP-injured								
North Texas *	17	109	1	23		0	0	0	0
Arizona State *	27	117	0	25		2	3	0	3
Cincinnati *	32	172	2	35		0	0	0	0
at Arizona *	21	128	3	32		1	-2	0	0
Baylor *	25	125	1	31		4	22	0	10
at TCU *	30	121	1	12		1	1	0	1
at Iowa State *	25	122	1	17		2	10	0	12
Colorado *	31	137	1	25		4	51	0	17
at Oklahoma St. *	28	133	3	40		9	65	1	25
West Virginia *	23	188	3	37		2	35	0	30
Totals		286	1,505	17	40	28	199	1	30

2023 GAME-BY-GAME

Opponent	GS	Rush	Yds	TD	LG	Rec	Yds	TD	LG
at Wyoming *	11	39	1	8		2	12	0	10
Oregon *	7	71	0	35		4	18	0	7
Tarleton State *	19	158	0	38		0	0	0	0
at West Virginia *	25	149	0	27		1	6	0	6
Houston *	21	101	2	19		1	-5	0	0
at Baylor *	31	170	1	24		1	4	0	4
Kansas State *	17	98	1	30		2	22	0	12
at BYU *	30	101	1	18		3	15	0	9
TCU *	31	146	1	20		4	-4	0	2
at Kansas *	33	133	1	11		1	6	0	6
UCF *	24	182	1	46		1	-4	0	0
at Texas *	19	95	0	25		4	2	0	3
vs. California *	22	95	1	11		5	0	0	3
Totals		290	1,538	10	46	29	72	0	12

2022 GAME-BY-GAME

Opponent	GS	Rush	Yds	TD	LG	Rec	Yds	TD	LG
Murray State	6	50	3	23		1	1	0	1
Houston	17	78	1	19		5	34	0	17
at NC State *	4	4	0	2		5	44	0	17
Texas	12	36	0	11		3	21	1	17
at Kansas State	10	39	0	7		4	5	0	3
at Oklahoma State	4	8	0	9		0	0	0	0
West Virginia *	17	107	2	20		1	6	0	6

2021 GAME-BY-GAME

Opponent	GS	Rush	Yds	TD	LG	Rec	Yds	TD	LG
vs. Houston	*	15	134	2	44	0	0	0	0
Stephen F. Austin		11	103	2	67	1	7	0	7
FIU	*	9	47	0	19	0	0	0	0
at Texas	<i>DNP-injured</i>								
at West Virginia	<i>DNP-injured</i>								
TCU	<i>DNP-injured</i>								
at Kansas	<i>DNP-injured</i>								
Kansas State		4	33	0	23	0	0	0	0
at Oklahoma	*	6	23	0	16	1	5	0	5
Iowa State	*	9	80	1	51	2	21	0	18
Oklahoma State		3	1	0	3	1	12	0	12
at Baylor		14	40	1	11	1	7	0	7
vs. Mississippi State		16	107	1	19	0	0	0	0
Totals		87	568	7	67	6	52	0	18

2020 GAME-BY-GAME

Opponent	GS	Rush	Yds	TD	LG	Rec	Yds	TD	LG
HBU		8	25	1	7	2	26	0	16
Texas		0	0	0	0	0	0	0	0
at Kansas St.		1	0	0	0	0	0	0	0
at Iowa St.		0	0	0	0	0	0	0	0
West Virginia		12	44	1	10	1	2	0	2
Oklahoma		12	30	0	16	3	19	0	10
at TCU		0	0	0	0	0	0	0	0
Baylor		14	48	2	9	1	6	0	6
at Oklahoma St.		6	29	0	12	4	7	0	6
Kansas		16	79	0	28	2	1	0	1
Totals		69	255	4	28	13	61	0	16

CAREER EXPLOSIVE RUSHING PLAYS

Tahj Brooks (34)

20-yard plus: 34 / 30-yard plus: 15 / 40-yard plus: 6

Date	Yards	Opponent
Sept. 11, 2021	67	SFA
Nov. 13, 2021	51	Iowa State
Nov. 18, 2023	46	UCF
Sept. 4, 2021	44	vs. Houston
Sept. 4, 2021	41	vs. Houston
Nov. 23, 2024	40	at Oklahoma State
Sept. 16, 2023	38	Tarleton State
Dec. 28, 2022	37	vs. Ole Miss
Nov. 30, 2024	37	West Virginia
Sept. 9, 2023	35	Oregon
Sept. 28, 2024	35	Cincinnati
Oct. 5, 2024	32	at Arizona
Oct. 29, 2022	31	Baylor
Oct. 19, 2024	31	Baylor
Oct. 14, 2023	30	Kansas State
Nov. 30, 2024	29	West Virginia
Dec. 5, 2020	28	Kansas
Sept. 23, 2023	27	at West Virginia
Nov. 24, 2023	25	at Texas
Sept. 21, 2024	25	Arizona State
Sept. 28, 2024	25	Cincinnati
Nov. 9, 2024	25	Colorado
Oct. 7, 2023	24	at Baylor
Sept. 3, 2022	23	Murray State
Oct. 23, 2021	23	Kansas State
Sept. 14, 2024	23	North Texas
Sept. 16, 2023	22	Tarleton State
Nov. 30, 2024	22	West Virginia
Nov. 5, 2022	21	at TCU
Aug. 21, 2024	21	Abilene Christian
Sept. 14, 2024	21	North Texas
Oct. 22, 2022	20	West Virginia
Nov. 2, 2023	20	TCU
Sept. 14, 2024	20	North Texas

4 JORDAN BROWN

WR | Sr. | 5th Yr. (3rd at Tech) | Dallas, Texas | DeSoto HS

Follow on Social Media

Twitter: @JordanBrown6ix | Instagram: thejordanbrown

PARTICIPATION	2020*	2021*	2022	2023	2024	CAREER
GP/GS	2/0	0/0	8/0	10/3	12/1	32/4

* at Kansas

CAREER STATS

RECEIVING	G	Rec	Yds	TD	Lg	Rec/G	Avg/C	Avg/G
2020 (KU)	2	1	4	0	4	0.5	4.0	2.0
2021 (KU)	0	-	-	-	-	-	-	-
2022 (TTU)	8	3	18	0	10	0.4	6.0	2.3
2023 (TTU)	10	22	256	1	46	2.2	11.6	25.6
2024 (TTU)	12	11	140	0	42	0.9	12.7	11.7
Totals	32	37	418	1	46	1.2	11.3	13.1

KICK RETURNS	G	No.	Yds	Avg	TD	Long
2020 (KU)	2	0	0	0.0	0	0
2021 (KU)	0	-	-	-	-	-
2022 (TTU)	8	7	171	24.4	0	67
2023 (TTU)	10	2	45	22.5	0	46
2024 (TTU)	12	6	107	17.8	0	20
Totals	32	15	323	21.5	0	67

ALL PURPOSE	G	Rush	Rec	PR	KR	IR	Total	Avg/G
2020 (KU)	2	0	4	0	0	0	4	2.0
2021 (KU)	0	-	-	-	-	-	-	-
2022 (TTU)	8	0	18	0	171	0	189	23.6
2023 (TTU)	10	0	256	0	45	0	301	30.1
2024 (TTU)	12	0	140	38	107	0	285	23.8
Totals	32	0	418	38	323	0	779	24.3

2024 GAME-BY-GAME

Opponent	GS	Rec	Yds	TD	Avg	LG	Rush	Yds	TD
Abilene Christian		1	11	0	11.0	11	0	0	0
at Washington St.		3	41	0	13.7	19	0	0	0
North Texas		3	49	0	16.3	42	0	0	0
Arizona State		0	0	0	0.0	0	0	0	0
Cincinnati		0	0	0	0.0	0	0	0	0
at Arizona		0	0	0	0.0	0	0	0	0
Baylor		2	11	0	5.5	6	0	0	0
at TCU	*	0	8	0	8.0	8	0	0	0
at Iowa State		1	13	0	13.0	13	0	0	0
Colorado		1	7	0	7.0	7	0	0	0
at Oklahoma St.		0	0	0	0.0	0	0	0	0
West Virginia		0	0	0	0.0	0	0	0	0
Totals	11	140	0	12.7	42	0	0	0	0

2023 GAME-BY-GAME

Opponent	GS	Rec	Yds	TD	Avg	LG	Rush	Yds	TD
at Wyoming		2	51	0	25.5	27	0	0	0
Oregon		0	0	0	0.0	0	0	0	0
Tarleton State	*	6	73	1	12.2	46	0	0	0
at West Virginia	*	2	27	0	13.5	26	0	0	0
Houston	<i>DNP-injured</i>								
at Baylor	<i>DNP-injured</i>								
Kansas State		4	24	0	6.0	8	0	0	0
at BYU		1	36	0	36	36	0	0	0
TCU		1	5	0	5.0	5	0	0	0
at Kansas		1	2	0	2.0	2	0	0	0
UCF		4	30	0	7.5	12	0	0	0
at Texas	*	1	8	0	8.0	8	0	0	0
vs. California	<i>DNP-injured</i>								
Totals	22	256	1	11.6	46	0	0	0	0

2022 GAME-BY-GAME

Opponent	GS	Rec	Yds	TD	Avg	LG	Rush	Yds	TD
Murray State	<i>DNP-injured</i>								
Houston	<i>DNP-injured</i>								
at NC State	<i>DNP-injured</i>								
Texas	<i>DNP-injured</i>								
at Kansas State		2	14	0	7.0	10	0	0	0
at Oklahoma State		1	4	0	4.0	4	0	0	0
West Virginia		0	0	0	0.0	0	0	0	0
Baylor	<i>DNP</i>								
at TCU		0	0	0	0.0	0	0	0	0
Kansas		0	0	0	0.0	0	0	0	0
at Iowa State		0	0	0	0.0	0	0	0	0
Oklahoma		0	0	0	0.0	0	0	0	0
vs. Ole Miss		0	0	0	0.0	0	0	0	0
Totals	3	18	0	6.0	10	0	0	0	0



52 DE'BRAYLON CARROLL

DL | S-Sr. | 6th Yr. (1st at Tech) | Duncanville, Texas | Duncanville HS

Follow on Social Media

Twitter: @deeforsack | Instagram: deeforsack

PARTICIPATION	2019*	2020*	2021*	2022*	2023*	2024	CAREER
GP/GS	12/0	5/5	0/0	12/2	13/13	11/6	53/26

* at Rice

CAREER STATS

TACKLES	GP	UA	A	Total	TFL	Yds	PD	FF	FR	INT	QBH
2019 (RICE)	12	7	7	14	2.5	17	0	0	0	0	0
2020 (RICE)	5	3	18	21	3.0	15	0	0	0	0	0
2021 (RICE)	0	0	0	0	0.0	0	0	0	0	0	0
2022 (RICE)	12	10	10	20	4.5	5	0	0	0	0	0
2023 (RICE)	13	18	29	47	9.0	46	0	0	1	0	0
2024 (TTU)	11	4	11	15	3.0	7	0	0	1	0	0
Totals	53	42	73	115	22.0	90	0	0	2	0	0

SACKS

SACKS	G	UA	A	Total	Yds
2019 (RICE)	12	1.0	0	1.0	14
2020 (RICE)	5	1.0	0.5	1.5	13
2021 (RICE)	0	0	0	0.0	0
2022 (RICE)	12	1.0	0	1.0	1
2023 (RICE)	13	2	1.5	3.5	26
2024 (TTU)	11	0	0	0.0	0
Totals	53	5	2	7.0	54

2024 GAME-BY-GAME STATS

Opponent	GS	UA	A	TOT	SACKS-YDS	TFL-YDS	FF	FR	INT	QBH	
Abilene Christian	0	0	0	0	0.0-0	0.0-0	0	1	0	0	
at Washington St.	0	0	0	0	0.0-0	0.0-0	0	0	0	1	
North Texas *	0	1	1	0	0.0-0	0.5-1	0	0	0	0	
Arizona State	0	0	0	0	0.0-0	0.0-0	0	0	0	0	
Cincinnati	4	2	6	0	0.0-0	1.5-5	0	0	0	0	
at Arizona *	0	4	4	0	0.0-0	0.5-1	0	0	0	1	
Baylor *	0	0	0	0	0.0-0	0.0-0	0	0	0	1	
at TCU *	0	2	2	0	0.0-0	0.5-3	0	0	0	0	
at Iowa State *	0	0	0	0	0.0-0	0.0-0	0	0	0	0	
Colorado	0	2	2	0	0.0-0	0.0-0	0	0	0	0	
at Oklahoma St. *	0	0	0	0	0.0-0	0.0-0	0	0	0	0	
West Virginia	<i>DNP-injured</i>										
Totals	4	11	15	0	0.0-0	3.0-7	0	1	0	3	

2023 GAME-BY-GAME STATS (@ RICE)

Opponent	GS	UA	A	TOT	SACKS-YDS	TFL-YDS	FF	FR	INT	QBH
at Texas *	2	1	3	0	1.5-13	1.5-13	0	0	0	0
Houston *	1	3	4	0	0.0-0	0.0-0	0	0	0	1
Texas Southern *	1	0	1	0	0.0-0	0.0-0	0	0	0	0
at South Florida *	0	6	6	0	1.0-4	1.0-4	0	0	0	0
East Carolina *	0	2	2	0	0.0-0	0.0-0	0	0	0	2
UConn *	2	2	4	0	0.0-0	0.0-0	0	0	0	0
at Tulsa *	0	1	1	0	0.0-0	0.0-0	0	1	0	0
Tulane *	0	2	2	0	0.0-0	0.0-0	0	0	0	0
SMU *	4	2	6	0	0.0-0	1.0-2	0	0	0	1
at UTSA *	4	1	5	0	0.0-0	1.0-10	0	0	0	0
at Charlotte *	0	5	5	0	0.0-0	0.5-1	0	0	0	1
Florida Atlantic *	1	1	2	0	0.0-0	1.0-5	0	0	0	0
Texas State *	4	1	5	0	1.0-9	3.0-11	0	0	0	1
Totals	19	27	46	0	3.5-26	9.0-46	0	1	0	6

2024 GAME-BY-GAME STATS (@ RICE)

Opponent	GS	UA	A	TOT	SACKS-YDS	TFL-YDS	FF	FR	INT	QBH
USC *	0	0	0	0	0.0-0	0.0-0	0	0	0	0
McNeese *	0	0	0	0	0.0-0	0.0-0	0	0	0	0
at Houston	1	0	1	0	0.0-0	0.0-0	0	0	0	0
UAB	0	0	0	0	0.0-0	0.0-0	0	0	0	0
at Florida Atlantic	0	3	3	0	0.0-0	0.5-0	0	0	0	1
at Louisiana Tech	2	0	2	0	1.0-1	2.0-2	0	0	0	0
Charlotte	2	1	3	0	0.0-0	0.0-0	0	0	0	0
UTEP	0	3	3	0	0.0-0	0.5-1	0	0	0	0
at Western Ky.	0	1	1	0	0.0-0	0.0-0	0	0	0	1
UTSA	2	1	3	0	0.0-0	1.0-1	0	0	0	0
at North Texas	2	0	2	0	0.0-0	0.0-0	0	0	0	0
vs. Southern Miss.	1	1	2	0	0.0-0	0.5-1	0	0	0	0
Totals	10	10	20	0	1.0-1	4.5-5	0	0	0	2

2020 GAME-BY-GAME STATS (@ RICE)

Opponent	GS	UA	A	TOT	SACKS-YDS	TFL-YDS	FF	FR	INT	QBH	
at Houston	<i>game canceled</i>										
Army	<i>game canceled</i>										
vs. LSU	<i>game canceled</i>										
Lamar	<i>game canceled</i>										
MTSU *	0	3	3	0	0.0-0	0.0-0	0	0	0	0	
at Southern Miss *	0	5	5	0	0.0-0	1.0-2	0	0	0	0	
UTSA	<i>game canceled</i>										
at La Tech	<i>game canceled</i>										
at North Texas *	0	4	4	0	0.0-0	0.5-0	0	0	0	0	
UTEP	<i>game canceled</i>										
at Marshall *	1	4	5	0	1.5-13	1.5-13	0	0	0	2	
UAB *	2	2	4	0	0.0-0	0.0-0	0	0	0	0	
Totals	3	18	21	0	1.5-13	3.0-15	0	0	0	2	

2019 GAME-BY-GAME STATS (@ RICE)

Opponent	GS	UA	A	TOT	SACKS-YDS	TFL-YDS	FF	FR	INT	QBH
at Army	2	2	4	0	0.0-0	0.0-0	0	0	0	0
Wake Forest	0	0	0	0	0.0-0	0.0-0	0	0	0	0
vs. Texas	1	0	1	0	0.0-0	0.0-0	0	0	0	0
Baylor	1	1	2	0	0.0-0	0.0-0	0	0	0	0
La. Tech	1	0	1	0	1.0-14	1.0-14	0	0	0	0
at UAB	0	0	0	0	0.0-0	0.0-0	0	0	0	0
at UTSA	0	0	0	0	0.0-0	0.0-0	0	0	0	0
Southern Miss	1	2	3	0	0.0-0	1.0-2	0	0	0	1
Marshall	0	1	1	0	0.0-0	0.0-0	0	0	0	0
at MTSU	0	0	0	0	0.0-0	0.0-0	0	0	0	0
North Texas	0	1	1	0	0.0-0	0.5-1	0	0	0	0
at UTEP	1	0	1	0	0.0-0	0.0-0	0	0	0	0
Totals	7	7	14	0	1.0-14	2.5-17	0	0	0	1

12 JALIN CONYERS

TE | Sr. | 5th Yr. (1st at Tech) | Gruver, Texas | Gruver HS

Follow on Social Media

Twitter: @therealjconyers | Instagram: therealjconyers

PARTICIPATION	2020*	2021*	2022*	2023*	2024	CAREER
GP/GS	0/0	11/1	12/1	11/5	12/2	46/9

* at Oklahoma | * at Arizona State

CAREER STATS

RECEIVING	G	Rec	Yds	TD	Lg	Rec/G	Avg/C	Avg/6
2021 (ASU)	11	6	62	1	35	0.5	10.3	5.6
2022 (ASU)	12	38	422	5	47	3.2	11.1	35.2
2023 (ASU)	11	30	362	0	50	2.7	12.1	32.9
2024 (TTU)	12	29	308	5	36	2.4	10.6	25.7
Totals	46	103	1,154	11	50	2.2	11.2	25.1

2024 GAME-BY-GAME

Opponent	GS	Rec	Yds	TD	Avg	LG	Rush	Yds	TD
Abilene Christian	5	63	1	12.6	36	0	0	0	
at Washington St.	2	6	0	3.0	6	3	12	0	
North Texas	4	36	1	9.0	19	0	0	0	
Arizona State	0	0	0	0.0	0	1	3	1	
Cincinnati	1	3	0	3.0	3	1	13	0	
at Arizona	2	14	0	7.0	9	0	0	0	
Baylor	*	0	0	0.0	0	0	0	0	
at TCU	1	25	0	25.0	25	0	0	0	
at Iowa State	0	0	0	0.0	0	0	0	0	
Colorado	3	50	2	16.6	21	0	0	0	
at Oklahoma St.	7	74	1	10.5	32	0	0	0	
West Virginia	*	4	37	0	9.3	18	1	-3	
Totals	29	308	5	10.6	36	6	25	1	

2023 GAME-BY-GAME (@ ARIZONA STATE)

Opponent	GS	Rec	Yds	TD	Avg	LG	Rush	Yds	TD
Southern Utah	*	2	51	0	0.0	43	0	0	0
Oklahoma State	*	4	17	0	0.0	8	2	1	0
Southern California	5	71	0	0.0	29	0	0	0	
at California	*	6	40	0	0.0	13	0	0	0
Colorado	0	0	0	0.0	0	0	0	0	
at Washington	3	41	0	0.0	15	0	0	0	
Washington State	4	90	0	0.0	50	0	0	0	
at Utah	0	0	0	0.0	0	0	0	0	
at UCLA	*	1	3	0	0.0	3	6	14	0
Oregon	2	38	0	0.0	31	6	34	0	
Arizona	*	3	11	0	0.0	9	8	43	1
Totals	30	362	0	0.0	50	22	92	1	

2022 GAME-BY-GAME (@ ARIZONA STATE)

Opponent	GS	Rec	Yds	TD	Avg	LG	Rush	Yds	TD
Northern Arizona	0	0	0	0.0	0	0	0	0	0
at Oklahoma State	1	5	0	0.0	5	0	0	0	0
Eastern Michigan	2	12	0	0.0	7	0	0	0	0
Utah	1	20	0	0.0	20	0	0	0	0
at USC	3	25	0	0.0	11	0	0	0	0
Washington	1	14	0	0.0	14	0	0	0	0
at Stanford	0	0	0	0.0	0	0	0	0	0
at Colorado	6	108	3	0.0	32	0	0	0	0
UCLA	7	66	0	0.0	17	0	0	0	0
at Washington State	1	47	1	0.0	47	0	0	0	0
Oregon State	*	6	49	0	0.0	21	0	0	0
at Arizona	10	76	1	0.0	27	0	0	0	0
Totals	38	422	5	0.0	47	0	0	0	0

2021 GAME-BY-GAME (@ ARIZONA STATE)

Opponent	GS	Rec	Yds	TD	Avg	LG	Rush	Yds	TD
Southern Utah	*	0	0	0	0.0	0	0	0	0
UNLV	0	0	0	0.0	0	0	0	0	0
at BYU	0	0	0	0.0	0	0	0	0	0
Colorado	1	5	0	0.0	5	0	0	0	0
at UCLA	0	0	0	0.0	0	0	0	0	0
Stanford	0	0	0	0.0	0	0	0	0	0
at Utah	3	18	1	0.0	7	0	0	0	0
Washington State	1	4	0	0.0	4	0	0	0	0
Southern California	0	0	0	0.0	0	0	0	0	0
at Washington	0	0	0	0.0	0	0	0	0	0
Wisconsin	1	35	0	0.0	35	0	0	0	0
Totals	6	62	1	0.0	35	0	0	0	0

5 CALEB DOUGLAS

WR | Jr. | 3rd Yr. (1st at Tech) | Missouri City, Texas | Hightower HS

Follow on Social Media

Twitter: @Caedeezy | Instagram: cddouglas_

PARTICIPATION	2022*	2023*	2024	CAREER
GP/GS	8/2	5/5	12/12	25/19

* at Florida

CAREER STATS

RECEIVING	G	Rec	Yds	TD	Lg	Rec/G	Avg/C	Avg/G
2022 (UP)	8	10	175	2	62	1.3	17.5	21.9
2023 (UP)	5	11	133	1	34	2.2	12.1	26.6
2024 (TTU)	12	55	762	6	57	4.6	13.9	63.5
Totals	25	76	1,070	9	62	3.0	14.1	42.8

2024 GAME-BY-GAME

Opponent	GS	Rec	Yds	TD	Avg	LG	Rush	Yds	TD
Abilene Christian	*	4	42	1	10.5	14	0	0	0
at Washington St.	*	4	71	0	17.8	42	0	0	0
North Texas	*	2	24	0	12.0	17	0	0	0
Arizona State	*	5	63	0	12.6	21	0	0	0
Cincinnati	*	1	4	0	4.0	4	0	0	0
at Arizona	*	5	116	0	23.2	57	0	0	0
Baylor	*	9	99	3	11.0	20	0	0	0
at TCU	*	9	140	0	15.6	44	0	0	0
at Iowa State	*	5	35	0	7.0	14	0	0	0
Colorado	*	3	16	0	5.3	9	0	0	0
at Oklahoma St.	*	5	102	1	20.4	34	0	0	0
West Virginia	*	3	50	1	16.7	31	0	0	0
Totals	55	762	6	13.9	57	0	0	0	0

2023 GAME-BY-GAME (@ FLORIDA)

Opponent	GS	Rec	Yds	TD	Avg	LG	Rush	Yds	TD
at Utah	*	4	42	1	0.0	19	0	0	0
McNeese	*	0	0	0	0.0	0	0	0	0
Tennessee	*	2	20	0	0.0	12	0	0	0
Charlotte	*	4	37	0	0.0	21	0	0	0
at Kentucky	*	1	34	0	0.0	34	0	0	0
Totals	11	133	1	0.0	34	0	0	0	0

2022 GAME-BY-GAME (@ FLORIDA)

Opponent	GS	Rec	Yds	TD	Avg	LG	Rush	Yds	TD
Utah	DNP								
Kentucky	DNP								
South Florida	DNP								
at Tennessee	DNP								
Eastern Washington	1	62	1	0.0	62	0	0	0	0
Missouri	DNP								
LSU	0	0	0	0.0	0	0	0	0	0
vs. Georgia	0	0	0	0.0	0	0	0	0	0
at Texas A&M	3	25	1	0.0	12	0	0	0	0
South Carolina	*	3	53	0	0.0	27	0	0	0
at Vanderbilt	1	10	0	0.0	10	0	0	0	0
at Florida State	*	0	0	0.0	0	0	0	0	0
vs. Oregon State	2	25	0	0.0	15	0	0	0	0
Totals	10	175	2	0.0	62	0	0	0	0

8 COY EAKIN

WR | So. | 3rd Yr. | Stephenville, Texas | Stephenville HS

Follow on Social Media

Twitter: @CoyEakin | Instagram: coy_eakin

PARTICIPATION	2022	2023	2024	CAREER
GP/GS	4/0	10/7	12/11	26/18

CAREER STATS

RECEIVING	G	Rec	Yds	TD	Lg	Rec/G	Avg/C	Avg/G
2022	4	0	0	0	0	0.0	0.0	0.0
2023	10	36	416	2	43	3.6	11.6	41.6
2024	12	45	605	6	70	3.8	13.4	50.4
Totals	26	81	1,021	8	70	3.1	12.6	39.3

2024 GAME-BY-GAME

Opponent	GS	Rec	Yds	TD	Avg	LG	Rush	Yds	TD
Abilene Christian	*	5	76	2	15.2	35	0	0	0
at Washington St.	*	5	54	0	10.8	19	0	0	0
North Texas	*	1	70	1	70.0	70	0	0	0
Arizona State	*	3	29	0	9.7	16	0	0	0
Cincinnati	*	3	78	2	26.0	49	0	0	0
at Arizona	*	2	12	0	6.0	6	0	0	0
Baylor	*	3	20	0	6.6	11	0	0	0
at TCU	4	56	1	14.0	29	0	0	0	0
at Iowa State	*	2	32	0	16.0	25	0	0	0
Colorado	*	4	40	0	10.0	27	0	0	0
at Oklahoma St.	*	7	90	0	12.8	21	0	0	0
West Virginia	*	6	48	0	8.0	17	0	0	0
Totals	45	605	6	13.4	70	0	0	0	0

2023 GAME-BY-GAME

Opponent	GS	Rec	Yds	TD	Avg	LG	Rush	Yds	TD
at Wyoming	DNP-injured								
Oregon	DNP-injured								
Tarleton State	DNP-injured								
at West Virginia	1	9	0	9.0	9	0	0	0	0
Houston	*	0	0	0	0	0	0	0	0
at Baylor	*	2	20	1	10.0	13	0	0	0
Kansas State	*	5	102	0	20.4	43	0	0	0
at BYU	*	2	4	0	2.0	3	1	-1	0
TCU	8	78	0	9.8	30	0	0	0	0
at Kansas	*	3	29	0	9.7	11	0	0	0
UCF	*	4	41	0	10.3	22	0	0	0
at Texas	4	27	0	6.8	13	0	0	0	0
vs. California	*	7	106	1	15.1	27	0	0	0
Totals	36	416	2	11.6	43	1	-1	0	0

2022 GAME-BY-GAME

Opponent	GS	Rec	Yds	TD	Avg	LG	Rush	Yds	TD
Murray State	DNP								
Houston	DNP								
at NC State	DNP								
Texas	DNP								
at Kansas State	DNP								
at Oklahoma State	DNP								
West Virginia	0	0	0	0	0	0	0	0	0
Baylor	DNP								
at TCU	DNP								
Kansas	0	0	0	0	0	0	0	0	0
at Iowa State	0	0	0	0	0	0	0	0	0
Oklahoma	DNP								
vs. Ole Miss	0	0	0	0	0	0	0	0	0
Totals	0	0	0	0	0	0	0	0	0



11 CHARLES ESTERS III

OLB | Jr. | 4th Yr. | Cedar Hill, Texas | Cedar Hill HS

Follow on Social Media

Twitter: @CharlesEsters_3 | Instagram: charlesesters3

PARTICIPATION	2021	2022	2023	2024	CAREER
GP/GS	0/0	1/0	12/3	8/8	21/11

CAREER STATS

TACKLES	GP	UA	A	Total	TFL	Yds	PD	FF	FR	Blkd	QBH
2022	1	1	0	1	0.0	0	0	0	0	0	0
2023	12	7	19	26	4.5	22	1	1	0	0	2
2024	8	5	13	18	2.0	7	1	0	0	0	3
Totals	21	13	32	45	6.5	29	2	1	0	0	5

SACKS

SACKS	G	UA	A	Total	Yds
2022	1	0	0	0.0	0
2023	12	2	2	3.0	21
2024	8	0	1	0.5	3
Totals	21	2	3	3.5	24

2024 GAME-BY-GAME STATS

Opponent	GS	UA	A	TOT	SACKS-YDS	TFL-YDS	FF	FR	INT	QBH
Abilene Christian					DNP-injured					
at Washington St.					DNP-injured					
North Texas					DNP-injured					
Arizona State					DNP-injured					
Cincinnati	*	0	0	0	0.0-0	0.0-0	0	0	0	0
at Arizona	*	0	3	3	0.0-0	0.0-0	0	0	0	0
Baylor	*	0	1	1	0.0-0	0.0-0	0	0	0	0
at TCU	*	1	2	3	0.5-3	0.5-3	0	0	0	0
at Iowa State	*	2	2	4	0.0-0	1.5-4	0	0	0	0
Colorado		2	3	5	0.0-0	0.0-0	0	0	0	2
at Oklahoma St.		0	1	1	0.0-0	0.0-0	0	0	0	0
West Virginia	*	0	1	1	0.0-0	0.0-0	0	0	0	1
Totals		5	13	18	0.5-3	2.0-7	0	0	0	3

2023 GAME-BY-GAME STATS

Opponent	GS	UA	A	TOT	SACKS-YDS	TFL-YDS	FF	FR	INT	QBH
at Wyoming	0	0	0	0	0.0-0	0.0-0	0	0	0	0
Oregon	2	5	7	0	0.0-0	0.0-0	0	0	0	0
Tarleton State	0	0	0	0	0.0-0	0.0-0	0	0	0	0
at West Virginia	0	0	0	0	0.0-0	0.0-0	0	0	0	0
Houston	1	1	2	0	0.0-0	0.0-0	0	0	0	0
at Baylor	1	3	4	2	2.0-17	2.0-17	1	0	0	0
Kansas State	*	1	1	2	0.0-0	0.0-0	0	0	0	0
at BYU					DNP-injured					
TCU	0	1	1	0	0.0-0	0.0-0	0	0	0	0
at Kansas	*	0	1	1	0.0-0	0.0-0	0	0	0	1
UCF	0	1	1	0	0.0-0	0.0-0	0	0	0	0
at Texas	1	3	4	1	1.0-4	1.0-4	0	0	0	1
vs. California	*	1	3	4	0.0-0	1.5-1	0	0	0	0
Totals		7	19	26	3.0-21	4.5-22	1	0	0	2

99 GINO GARCIA

K | S-Sr. | 6th Yr. (3rd at Tech) | Richardson, Texas | Pearce HS

Follow on Social Media

Twitter: @ginogarcia___ | Instagram: ginogar1

PARTICIPATION	2019*	2020*	2021*	2022	2023	2024	CAREER
GP/GS	12/0	4/0	10/0	3/0	13/0	12/0	54/0

* at Houston Christian formerly known as Houston Baptist

CAREER STATS

FIELD GOALS	G	Made	Att	Lg	Pct
2019 (HBU)	12	18	26	54	69.2
2020 (HBU)	4	5	10	50	50.0
2021 (HBU)	10	9	10	59	90.0
2022 (TTU)	3	0	1	0	0.0
2023 (TTU)	13	16	22	55	72.7
2024 (TTU)	12	18	19	53	94.7
TOTALS	54	66	88	59	75.0

FIELD GOALS (Dis.) FGM-FGA

	01-19	20-29	30-39	40-49	50-59	60+
2019 (HBU)	18-26	0-0	5-6	6-6	5-8	2-6
2020 (HBU)	5-10	0-0	1-2	0-1	3-4	1-3
2021 (HBU)	9-10	0-0	3-3	2-2	3-4	1-1
2022 (TTU)	0-1	0-0	0-0	0-0	0-1	0-0
2023 (TTU)	16-22	0-0	4-4	7-8	2-5	3-5
2024 (TTU)	18-19	0-0	5-5	9-9	3-3	1-2
TOTALS	66-88	0-0	18-20	24-26	16-25	8-17

SCORING

	G	TD	Rush	Pass	Retn	PAT	2PAT	FG	Total	Avg/G
2019 (HBU)	12	0	0	0	0	47	0	18	101	8.4
2020 (HBU)	4	0	0	0	0	16	0	5	31	7.8
2021 (HBU)	10	0	0	0	0	21	0	9	48	4.8
2022 (TTU)	3	0	0	0	0	7	0	0	7	2.3
2023 (TTU)	13	0	0	0	0	40	0	16	88	6.8
2024 (TTU)	12	0	0	0	0	37	0	18	91	7.6
TOTALS	54	0	0	0	0	168	0	66	366	6.8

2024 GAME-BY-GAME FG STATS | (Made), Missed, Blocked

Opponent	Att. 1	Att. 2	Att. 3	Att. 4	Att. 5	Totals	Long
Abilene Christian	(39)	(31)	-	-	-	2-of-2	39
at Washington St.	(37)	-	-	-	-	1-of-1	37
North Texas	(25)	-	-	-	-	1-of-1	25
Arizona State	(30)	(39)	-	-	-	2-of-2	39
Cincinnati	(45)	(27)	-	-	-	2-of-2	45
at Arizona	(30)	(41)	-	-	-	2-of-2	41
Baylor	-	-	-	-	-	0-of-0	-
at TCU	(38)	(24)	-	-	-	2-of-2	28
at Iowa State	(44)	-	-	-	-	1-of-1	44
Colorado	(53)	(39)	53	-	-	2-of-3	53
at Oklahoma St.	-	-	-	-	-	0-of-0	-
West Virginia	(32)	(23)	(22)	-	-	3-of-3	32
Totals						18-of-19	53

2023 GAME-BY-GAME FG STATS | (Made), Missed, Blocked

Opponent	Att. 1	Att. 2	Att. 3	Att. 4	Att. 5	Totals	Long
at Wyoming	(54)	49	40	50	(27)	2-of-5	54
Oregon	56	(45)	-	-	-	1-of-2	45
Tarleton State	(28)	(43)	-	-	-	2-of-2	43
at West Virginia	(39)	(34)	-	-	-	2-of-2	39
Houston	-	-	-	-	-	0-of-0	-
at Baylor	(37)	-	-	-	-	1-of-1	37
Kansas State	-	-	-	-	-	0-of-0	-
at BYU	-	-	-	-	-	0-of-0	-
TCU	(27)	(55)	-	-	-	2-of-2	55
at Kansas	(32)	(31)	48	(30)	-	3-of-4	32
UCF	(51)	-	-	-	-	1-of-1	51
at Texas	-	-	-	-	-	0-of-0	-
vs. California	(25)	39	(37)	-	-	2-of-3	37
Totals						16-of-22	55

2022 GAME-BY-GAME FG STATS | (Made), Missed, Blocked

Opponent	Att. 1	Att. 2	Att. 3	Att. 4	Att. 5	Totals	Long
Houston	46	-	-	-	-	0-of-1	-
Totals						0-of-1	-

2021 GAME-BY-GAME FG STATS (@ HOUSTON BAPTIST) | (Made), Missed, Blocked

Opponent	Att. 1	Att. 2	Att. 3	Att. 4	Att. 5	Totals	Long
at New Mexico	(45)	-	-	-	-	1-of-1	45
Northern Colorado	(24)	(36)	-	-	-	2-of-2	36
at Prairie View	(43)	(24)	-	-	-	2-of-2	43
Northwestern St.	(37)	40	-	-	-	1-of-2	37
at Southeastern	(59)	-	-	-	-	1-of-1	59
Nicholls St.	-	-	-	-	-	0-of-0	-
at UIW	-	-	-	-	-	0-of-0	-



at Northwestern St.	(48)	-	-	-	-	1-of-1	48
McNeese	(26)	-	-	-	-	1-of-1	26
UIW	-	-	-	-	-	0-of-0	-
Totals						9-of-10	59

2020 GAME-BY-GAME FG STATS (@ HOUSTON BAPTIST) | (Made), Missed, Blocked

Opponent	Att 1	Att 2	Att 3	Att 4	Att 5	Totals	Long
at North Texas	43	30	(50)	50	-	1-of-4	50
at Texas Tech	(40)	(44)	-	-	-	2-of-2	44
at Louisiana Tech	(42)	-	-	-	-	1-of-1	42
at Eastern Kentucky	(24)	26	53	-	-	1-of-3	24
Totals						5-of-10	50

2019 GAME-BY-GAME FG STATS (@ HOUSTON BAPTIST) | (Made), Missed, Blocked

Opponent	Att 1	Att 2	Att 3	Att 4	Att 5	Totals	Long
at UTEP	23	(47)	(23)	-	-	2-of-3	47
Texas Wesleyan	(23)	-	-	-	-	1-of-1	23
at South Dakota	(29)	-	-	-	-	1-of-1	29
Northwestern St.	(33)	(51)	-	-	-	2-of-2	51
Texas Southern	52	(30)	(54)	-	-	2-of-3	54
UIW	(49)	(26)	(32)	-	-	3-of-3	49
at Abilene Christian	(49)	(41)	-	-	-	2-of-2	49
at McNeese	-	-	-	-	-	0-of-0	-
Southeastern La.	(43)	(31)	-	-	-	2-of-2	43
at Nicholls	(30)	(31)	51	54	-	2-of-4	31
Lamar	(24)	55	46	46	-	1-of-4	24
at Sam Houston St.	45	-	-	-	-	0-of-1	-
Totals						18-of-26	54

7 BRENDEN JORDAN

DB | So. | 2nd Yr. | Mansfield, Texas | Mansfield HS

Follow on Social Media

Twitter: @BrendenJordan4 | Instagram: brendenxjordan

PARTICIPATION	2023	2024	CAREER
GP/GS	13/5	12/1	25/6

CAREER STATS

TACKLES	GP	UA	A	Total	TFL	Yds	PD	FF	FR	INT	QBH
2023	13	16	4	20	1	1	1	0	0	0	1
2024	12	16	17	33	1.5	8	1	0	2	0	0
TOTALS	25	32	21	53	2.5	9	2	0	2	0	1

INTERCEPTIONS

GP	No	Yds	TD	LG	AVG/R
2023	13	0	0	0	0.0
2024	12	0	0	0	0.0
TOTALS	25	0	0	0	0.0

2024 GAME-BY-GAME STATS

Opponent	GS	UA	A	TOT	TFL-YDS	INT-YDS	FF	FR	PBU
Abilene Christian	3	0	3	3	0.0-0	0-0	0	0	0
at Washington St.	0	1	1	1	0.0-0	0-0	0	0	0
North Texas	0	1	1	1	0.0-0	0-0	0	0	0
Arizona State	1	3	4	4	0.0-0	0-0	0	0	1
Cincinnati	4	1	5	5	0.0-0	0-0	0	0	0
at Arizona	0	2	2	2	0.0-0	0-0	0	1	0
Baylor	3	0	3	3	0.0-0	0-0	0	0	0
at TCU	1	3	4	4	1.0-5	0-0	0	0	0
at Iowa State	*	1	2	3	0.0-0	0-0	0	0	0
Colorado	0	1	1	1	0.5-3	0-0	0	0	0
at Oklahoma St.	0	1	1	1	0.0-0	0-0	0	0	0
West Virginia	3	2	5	5	0.0-0	0-0	0	1	0
Totals	16	17	33	33	1.5-8	0-0	0	2	1

2023 GAME-BY-GAME STATS

Opponent	GS	UA	A	TOT	TFL-YDS	INT-YDS	FF	FR	PBU
at Wyoming	*	0	0	0	0.0-0	0-0	0	0	0
Oregon	*	5	0	5	0.0-0	0-0	0	0	1
Tarleton St.	4	0	4	4	0.0-0	0-0	0	0	0
at West Virginia	0	0	0	0	0.0-0	0-0	0	0	0
Houston	0	0	0	0	0.0-0	0-0	0	0	0
at Baylor	0	0	0	0	0.0-0	0-0	0	0	0
Kansas State	5	1	6	6	1.0-1	0-0	0	0	1
at BYU	0	1	1	1	0.0-0	0-0	0	0	0
TCU	*	0	0	0	0.0-0	0-0	0	0	0
at Kansas	0	0	0	0	0.0-0	0-0	0	0	0
UCF	*	4	1	5	0.0-0	0-0	0	0	0
at Texas	*	1	1	2	0.0-0	0-0	0	0	0
vs. California	0	0	0	0	0.0-0	0-0	0	0	0
Totals	16	4	20	20	1.0-1	0-0	0	0	1

3 JOSH KELLY

WR | Sr. | 6th Yr. (1st at Tech) | Fresno, Calif. | San Joaquin Memorial HS

Follow on Social Media

Twitter: @kellz_0404 | Instagram: kellz03_

PARTICIPATION	2019*	2020*	2021*	2022*	2023*	2024	CAREER
GP/GS	1/1	6/4	13/9	6/4	12/12	12/12	50/42

* at Fresno State | * at Washington State

CAREER STATS

RECEIVING	G	Rec	Yds	TD	Lg	Rec/G	Avg/C	Avg/G
2019 (FS)	1	1	-10	0	-10	1.0	-10.0	-10.0
2020 (FS)	6	22	330	1	71	3.7	15.0	55.0
2021 (FS)	13	52	778	3	69	4.0	15.0	59.8
2022 (FS)	6	12	207	0	60	2.0	17.3	34.5
2023 (WSU)	12	61	923	8	51	5.1	15.1	76.9
2024 (TTU)	12	89	1,023	5	41	7.4	11.5	85.3
Totals	50	237	3,251	17	71	4.7	13.7	65.0

2024 GAME-BY-GAME

Opponent	GS	Rec	Yds	TD	Avg	LG	Rush	Yds	TD
Abilene Christian	*	10	156	1	15.6	35	0	0	0
at Washington St.	*	9	95	0	10.6	37	0	0	0
North Texas	*	2	36	1	18.0	26	0	0	0
Arizona State	*	10	89	1	8.9	20	0	0	0
Cincinnati	*	8	111	0	13.9	29	0	0	0
at Arizona	*	5	27	0	5.4	12	0	0	0
Baylor	*	9	76	0	8.4	32	0	0	0
at TCU	*	7	19	0	2.7	9	0	0	0
at Iowa State	*	8	127	2	15.8	35	0	0	0
Colorado	*	8	106	0	13.2	35	0	0	0
at Oklahoma St.	*	4	31	0	7.7	14	0	0	0
West Virginia	*	9	150	0	16.7	41	0	0	0
Totals		89	1,023	5	11.5	41	0	0	0

2023 GAME-BY-GAME (@ WASHINGTON STATE)

Opponent	GS	Rec	Yds	TD	Avg	LG	Rush	Yds	TD
at Colorado State	*	7	97	1	0.0	25	0	0	0
Wisconsin	*	1	6	0	0.0	6	0	0	0
Northern Colorado	*	5	74	1	0.0	32	1	3	0
Oregon State	*	8	159	3	0.0	44	0	0	0
at UCLA	*	5	40	0	0.0	14	0	0	0
Arizona	*	1	9	0	0.0	9	0	0	0
at Oregon	*	5	48	0	0.0	27	0	0	0
at Arizona State	*	2	42	0	0.0	28	0	0	0
Stanford	*	4	82	1	0.0	39	0	0	0
at California	*	9	130	1	0.0	21	0	0	0
Colorado	*	6	130	0	0.0	51	0	0	0
at Washington	*	8	106	1	0.0	21	0	0	0
Totals		61	923	8	15.1	51	1	3	0

2022 GAME-BY-GAME (@ FRESNO STATE)

Opponent	GS	Rec	Yds	TD	Avg	LG	Rush	Yds	TD
Cal Poly	*	3	39	0	0.0	17	0	0	0
Oregon State	*	4	95	0	0.0	60	0	0	0
at USC	*	0	0	0	0.0	0	0	0	0
San Diego State	0	0	0	0	0.0	0	0	0	0
Hawai'i	3	29	0	0	0.0	24	0	0	0
at UNLV	*	2	44	0	0.0	41	0	0	0
Totals		12	207	0	0.0	60	0	0	0

2021 GAME-BY-GAME (@ FRESNO STATE)

Opponent	GS	Rec	Yds	TD	Avg	LG	Rush	Yds	TD
UCConn	3	54	0	0	0.0	37	0	0	0
at Oregon	*	5	72	0	0.0	21	1	-8	0
Cal Poly	*	3	127	2	0.0	62	0	0	0
at UCLA	*	8	120	0	0.0	31	0	0	0
UNLV	4	28	0	0	0.0	19	1	28	0
at Hawai'i	*	6	60	0	0.0	17	0	0	0
at Wyoming	*	1	1	0	0.0	1	0	0	0
Nevada	2	21	0	0	0.0	17	0	0	0
at San Diego State	*	5	107	0	0.0	69	0	0	0
Boise State	*	5	76	0	0.0	30	0	0	0
New Mexico	*	6	76	1	0.0	21	0	0	0
at San Jose St.	*	2	26	0	0.0	13	0	0	0
UTEP	2	10	0	0	0.0	8	1	0	0
Totals		52	778	3	0.0	69	3	20	0

2020 GAME-BY-GAME (@ FRESNO STATE)

Opponent	GS	Rec	Yds	TD	Avg	LG	Rush	Yds	TD
Hawaii	*	1	26	0	0.0	26	0	0	0
Colorado State	4	60	0	0	0.0	34	0	0	0
at UNLV	*	1	18	0	0.0	18	0	0	0
at Utah State	*	4	94	1	0.0	71	0		

5 QUINCY LEDET JR.

DL | Sr. | 5th Yr. (2nd at Tech) | Orange, Texas | West Orange-Stark HS

Follow on Social Media

Twitter: @theelitekain14 | Instagram: 4eva_elite

PARTICIPATION	2020*	2021*	2022*	2023	2024	CAREER
GP/GS	8/0	11/9	12/10	13/1	11/8	55/28

* at Louisiana-Monroe

CAREER STATS

TACKLES	GP	UA	A	Total	TFL	Yds	PD	FF	FR	Blkd
2020 (ULM)	8	5	6	11	0.0	0	0	0	0	0
2021 (ULM)	11	6	22	28	1.0	10	1	1	0	0
2022 (ULM)	12	17	20	37	5.0	34	1	0	0	0
2023 (TTU)	13	5	15	20	0.5	1	0	1	0	0
2024 (TTU)	11	7	15	22	2.5	5	0	0	0	0
Totals	55	40	78	118	9.0	50	2	2	0	0

SACKS	G	UA	A	Total	Yds
2020 (ULM)	8	0	0	0.0	0
2021 (ULM)	11	1	0	1.0	10
2022 (ULM)	12	2	2	3.0	27
2023 (TTU)	13	0	1	0.5	1
2024 (TTU)	11	0	0	0.0	0
Totals	55	3	3	4.5	38

2024 GAME-BY-GAME STATS

Opponent	GS	UA	A	TOT	SACKS-YDS	TFL-YDS	FF	FR	INT	QBH
Abilene Christian	*	0	2	2	0.0-0	0.0-0	0	0	0	0
at Washington St.		2	1	3	0.0-0	0.0-0	0	0	0	0
North Texas		0	2	2	0.0-0	0.0-0	0	0	0	1
Arizona State	*	0	2	2	0.0-0	0.0-0	0	0	0	1
Cincinnati	*	1	3	4	0.0-0	0.0-0	0	0	0	0
at Arizona	*	0	0	0	0.0-0	0.0-0	0	0	1	0
Baylor		1	1	2	0.0-0	0.0-0	0	0	0	0
at TCU	*	0	1	1	0.0-0	0.5-1	0	0	0	0
at Iowa State	*	0	2	2	0.0-0	0.0-0	0	0	0	0
Colorado	*	2	1	3	0.0-0	1.0-1	0	0	0	2
at Oklahoma St.	*	1	0	1	0.0-0	1.0-3	0	0	0	0
West Virginia		<i>DNP-injured</i>								
Totals		7	15	22	0.0-0	2.5-3	0	0	1	4

2023 GAME-BY-GAME STATS

Opponent	GS	UA	A	TOT	SACKS-YDS	TFL-YDS	FF	FR	INT	QBH
at Wyoming		2	0	2	0.0-0	0.0-0	1	0	0	0
Oregon		0	1	1	0.0-0	0.0-0	0	0	0	0
Tarleton State		1	0	1	0.0-0	0.0-0	0	0	0	0
at West Virginia		0	1	1	0.0-0	0.0-0	0	0	0	0
Houston		0	0	0	0.0-0	0.0-0	0	0	0	0
at Baylor		0	1	1	0.0-0	0.0-0	0	0	0	1
Kansas State		0	0	0	0.0-0	0.0-0	0	0	0	0
at BYU		1	3	4	0.0-0	0.0-0	0	0	0	0
TCU		0	2	2	0.0-0	0.0-0	0	0	0	0
at Kansas		0	0	0	0.0-0	0.0-0	0	0	0	0
UCF		1	2	3	0.0-0	0.0-0	0	0	0	0
at Texas		0	2	2	0.0-0	0.0-0	0	0	0	0
vs. California	*	0	3	3	0.5-1	0.5-1	0	0	0	0
Totals		5	15	20	0.5-1	0.5-1	1	0	0	1

2022 GAME-BY-GAME STATS (@ ULM)

Opponent	GS	UA	A	TOT	SACKS-YDS	TFL-YDS	FF	FR	INT	QBH
at Texas	*	2	0	2	1.0-9	1.0-9	0	0	0	0
Nicholls	*	0	1	1	0.0-0	0.0-0	0	0	0	0
at Alabama	*	0	0	0	0.0-0	0.0-0	0	0	0	0
Louisiana	*	1	3	4	0.0-0	0.0-0	0	0	0	0
at Arkansas St.		2	1	3	0.5-7	0.5-7	0	0	0	0
Coastal Carolina		0	1	1	0.0-0	0.0-0	0	0	0	0
at South Alabama	*	0	1	1	0.0-0	0.0-0	0	0	0	0
at Army	*	1	1	2	0.0-0	0.0-0	0	0	0	0
Texas State	*	5	1	6	0.5-1	1.5-6	0	0	0	0
at Georgia State	*	0	2	2	0.0-0	0.0-0	0	0	0	0
at Troy	*	3	4	7	0.0-0	0.5-1	0	0	0	0
Southern Miss	*	3	5	8	1.0-10	1.5-11	0	0	0	0
Totals		17	20	37	3.0-27	5.0-34	0	0	0	0

0 BRALYN LUX

DB | Sr. | 6th Yr. (2nd at Tech) | San Jose, Calif. | King's Academy

Follow on Social Media

Twitter: @lamBlux12 | Instagram: lux_b3

PARTICIPATION	2020*	2021*	2022*	2023	2024	CAREER
GP/GS	6/6	13/8	8/8	12/8	9/9	48/39

* indicates seasons at Fresno State

CAREER STATS

TACKLES	GP	UA	A	Total	TFL	Yds	PD	FF	FR	Blkd	INT
2020 (FS)	6	27	3	30	1.0	1	4	1	1	0	1
2021 (FS)	13	18	6	24	1.0	2	4	0	1	0	0
2022 (FS)	8	30	5	35	3.0	16	7	1	0	0	1
2023 (TTU)	12	31	9	40	3.5	11	9	0	0	0	1
2024 (TTU)	9	29	3	32	0.0	0	3	0	0	0	1
TOTALS	48	135	26	161	8.5	30	27	2	2	0	4

2024 GAME-BY-GAME STATS

Opponent	GS	UA	A	TOT	TFL-YDS	INT-YDS	FF	FR	PBU
Abilene Christian		<i>DNP-injured</i>							
at Washington St.	*	1	0	1	0.0-0	0-0	0	0	0
North Texas	*	2	0	2	0.0-0	1-44	0	0	0
Arizona State		<i>DNP-injured</i>							
Cincinnati		<i>DNP-injured</i>							
at Arizona	*	4	1	5	0.0-0	0-0	0	0	1
Baylor	*	3	0	3	0.0-0	0-0	0	0	2
at TCU	*	5	0	5	0.0-0	0-0	0	0	0
at Iowa State	*	3	1	4	0.0-0	0-0	0	0	0
Colorado	*	3	0	3	0.0-0	0-0	0	0	0
at Oklahoma St.	*	4	0	4	0.0-0	0-0	0	0	0
West Virginia	*	4	1	5	0.0-0	0-0	0	0	0
Totals		29	3	32	0.0-0	1-44	0	0	3

2023 GAME-BY-GAME STATS

Opponent	GS	UA	A	TOT	TFL-YDS	INT-YDS	FF	FR	PBU
at Wyoming	*	2	0	2	1.0-2	0-0	0	0	1
Oregon	*	2	1	3	0.5-2	0-0	0	0	0
Tarleton St.	*	3	0	3	0.0-0	0-0	0	0	0
at West Virginia		0	0	0	0.0-0	0-0	0	0	1
Houston		0	1	1	0.0-0	0-0	0	0	0
at Baylor	*	0	0	0	0.0-0	0-0	0	0	2
Kansas State		<i>DNP-injured</i>							
at BYU		0	0	0	0.0-0	0-0	0	0	0
TCU		7	0	7	0.0-0	0-0	0	0	1
at Kansas	*	3	1	4	2.0-7	0-0	0	0	1
UCF	*	4	0	4	0.0-0	0-0	0	0	1
at Texas	*	3	4	7	0.0-0	1-0	0	0	2
vs. California	*	7	2	9	0.0-0	0-0	0	0	0
Totals		31	9	40	3.5-11	1-0	0	0	9

2022 GAME-BY-GAME STATS (@ FRESNO STATE)

Opponent	GS	UA	A	TOT	TFL-YDS	INT-YDS	FF	FR	PBU
Cal Poly	*	2	0	2	0.0-0	0-0	0	0	0
Oregon State	*	6	2	8	0.0-0	0-0	0	0	2
at USC	*	6	0	6	0.0-0	0-0	0	0	1
at UConn	*	7	1	8	2.0-14	0-0	1	0	0
at Boise State	*	3	1	4	1.0-2	0-0	0	0	1
San Jose State	*	3	0	3	0.0-0	1-0	0	0	3
at New Mexico	*	2	1	3	0.0-0	0-0	0	0	0
San Diego State	*	1	0	1	0.0-0	0-0	0	0	0
Hawaii		<i>DNP-injured</i>							
at UNLV		<i>DNP-injured</i>							
at Nevada		<i>DNP-injured</i>							
Wyoming		<i>DNP-injured</i>							
at Boise State		<i>DNP-injured</i>							
vs. Washington St.		<i>DNP-injured</i>							
Totals		30	5	35	3.0-16	1-0	1	0	7

2021 GAME-BY-GAME STATS (@ FRESNO STATE)

Opponent	GS	UA	A	TOT	TFL-YDS	INT-YDS	FF	FR	PBU
UConn	*	1	0	1	0.0-0	0-0	0	0	1
at Oregon	*	0	0	0	0.0-0	0-0	0	0	1
Cal Poly	*	4	0	4	0.0-0	0-0	0	0	0
at UCLA	*	0	1	1	0.0-0	0-0	0	1	1
UNLV	*	3	1	4	0.0-0	0-0	0	0	1
at Hawaii	*	2	0	2	0.0-0	0-0	0	0	0
at Wyoming	*	1	0	1	1.0-2	0-0	0	0	0
Nevada	*	4	0	4	0.0-0	0-0	0	0	0
at San Diego St.	*	1	0	1	0.0-0	0-0	0	0	0
Boise State		0	0	0	0.0-0	0-0	0	0	

2020 GAME-BY-GAME STATS (@ FRESNO STATE)

Opponent	GS	UA	A	TOT	TFL-YDS	INT-YDS	FF	FR	PBU
Hawai'i	*	8	0	8	1.0-1	0-0	1	0	1
Colorado State	*	6	0	6	0.0-0	0-0	0	0	1
at UNLV	*	7	2	9	0.0-0	0-0	0	0	0
at Utah State	*	2	0	2	0.0-0	0-0	0	0	2
at Nevada	*	2	1	3	0.0-0	1-24	0	0	0
vs. New Mexico	*	2	0	2	0.0-0	0-0	0	0	0
Totals		27	3	30	1.0-1	1-24	1	0	4

10 DRAE
McCRAY

WR | Sr. | 4th Yr. (2nd at Tech) | Tallahassee, Fla. | N. Florida Christian HS

Follow on Social Media

Twitter: @draemccray24 | Instagram: draemccray10

PARTICIPATION	2021*	2022*	2023	2024	CAREER
GP/GS	11/11	11/11	13/2	9/0	44/24

* indicates seasons at Austin Peay

CAREER STATS

RECEIVING	G	Rec	Yds	TD	Lg	Rec/G	Avg/C	Avg/G
2021 (APU)	11	53	867	8	73	4.8	16.4	78.8
2022 (APU)	11	76	1,021	9	72	6.9	13.4	92.8
2023 (TTU)	13	29	255	2	44	2.2	8.8	19.6
2024 (TTU)	9	12	74	0	21	1.3	6.2	8.2
Totals	44	170	2,217	19	73	3.9	13.0	50.4

ALL PURPOSE	G	Rush	Rec	PR	KR	IR	Total	Avg/G
2021 (APU)	11	1	867	39	108	0	1,015	92.3
2022 (APU)	11	54	1,021	0	54	0	1,129	102.6
2023 (TTU)	13	4	255	0	717	0	976	75.1
2024 (TTU)	9	13	74	0	396	0	483	53.7
Totals	44	72	2,217	39	1,275	0	3,603	81.9

2024 GAME-BY-GAME

Opponent	GS	Rec	Yds	TD	Avg	LG	Rush	Yds	TD
Abilene Christian		0	0	0	0.0	0	0	0	0
at Washington St.		3	18	0	9.0	7	0	0	0
North Texas		2	12	0	6.0	8	0	0	0
Arizona State		1	0	0	0.0	0	0	0	0
Cincinnati		5	39	0	7.8	21	0	0	0
at Arizona		0	0	0	0.0	0	1	13	0
Baylor		1	5	0	5.0	5	0	0	0
at TCU		DNP-injured							
at Iowa State		DNP-injured							
Colorado		DNP-injured							
at Oklahoma St.		0	0	0	0.0	0	0	0	0
West Virginia		0	0	0	0.0	0	0	0	0
Totals		12	74	0	6.2	21	1	13	0

2023 GAME-BY-GAME

Opponent	GS	Rec	Yds	TD	Avg	LG	Rush	Yds	TD
at Wyoming		5	42	0	8.4	15	0	0	0
Oregon		1	31	0	31.0	31	0	0	0
Tarleton State		1	9	0	9.0	9	0	0	0
at West Virginia		3	18	0	6.0	15	0	0	0
Houston		0	0	0	0.0	0	0	0	0
at Baylor		2	17	0	8.5	16	0	0	0
Kansas State		2	-3	0	-1.5	4	0	0	0
at BYU		3	22	0	7.3	13	1	4	0
TCU		1	44	1	44	44	0	0	0
at Kansas	*	2	-2	0	-1	0	0	0	0
UCF		4	55	1	13.8	26	0	0	0
at Texas		2	3	0	1.5	2	0	0	0
vs. California	*	3	19	0	6.3	7	0	0	0
Totals		29	255	2	8.8	44	1	4	0

2022 GAME-BY-GAME (@ AUSTIN PEAY)

Opponent	GS	Rec	Yds	TD	Avg	LG	Rush	Yds	TD
at Western Kentucky	*	7	90	2	12.9	44	1	17	0
Presbyterian	*	7	113	0	16.1	26	1	8	0
Mississippi Valley State	*	10	158	2	15.8	36	0	0	0
at Alabama A&M	*	1	1	0	1.0	1	0	0	0
Eastern Kentucky	*	6	59	1	9.8	24	2	8	0
at Central Arkansas	*	7	73	0	10.4	34	0	0	0
Murray State	*	5	166	2	33.2	72	2	-1	0
Jacksonville State	*	6	68	1	11.3	23	4	17	0
at North Alabama	*	5	106	1	21.2	62	2	5	0
at Kennesaw State	*	10	95	0	9.5	21	0	0	0
at Alabama	*	12	92	0	7.6	32	0	0	0
Totals		76	1,021	9	13.4	72	12	54	0

2021 GAME-BY-GAME (@ AUSTIN PEAY)

Opponent	GS	Rec	Yds	TD	Avg	LG	Rush	Yds	TD
at Chattanooga	*	5	87	1	17.4	57	0	0	0
at Ole Miss	*	6	87	0	14.5	51	0	0	0

Moorhead State	*	5	86	0	17.2	52	0	0	0
at Eastern Kentucky	*	8	59	0	7.4	11	0	0	0
Tennessee State	*	4	40	0	10.0	22	0	0	0
Southeast Missouri	*	2	18	0	9.0	13	0	0	0
at Murray State	*	4	23	1	5.8	14	0	0	0
at UT Martin	*	2	23	0	11.5	16	0	0	0
Eastern Illinois	*	6	137	2	22.8	45	0	0	0
at Tennessee State	*	4	70	0	17.5	45	0	0	0
Tennessee Tech	*	7	237	4	33.9	73	1	1	0
Totals		53	867	8	16.4	73	1	1	0

1 A.J.
McCARTY

DB | So. | 5th Yr. (2nd at Tech) | Brownwood, Texas | Brownwood HS

Follow on Social Media

Twitter: @adonismccartyjr | Instagram: adonismccartyjr

PARTICIPATION	2020*	2021*	2022*	2023	2024	CAREER
GP/GS	3/0	13/0	13/2	1/0	12/11	42/13

* indicates seasons at Baylor

TACKLES	GP	UA	A	Total	TFL	Yds	PD	FF	FR	Blkd	INT
2020 (BU)	3	0	1	1	0.0	0	0	0	0	0	0
2021 (BU)	13	3	0	3	0.0	0	1	0	1	0	0
2022 (BU)	13	31	6	37	1.0	1	3	0	0	0	1
2023 (TTU)	1	0	0	0	0.0	0	0	0	0	0	0
2024 (TTU)	12	20	11	31	5.0	12	2	0	0	0	2
TOTALS	42	54	18	72	6.0	13	6	0	1	0	3

2024 GAME-BY-GAME STATS

Opponent	GS	UA	A	TOT	TFL-YDS	INT-YDS	FF	FR	PBU
Abilene Christian	*	2	3	5	0.0-0	0-0	0	0	1
at Washington St.	*	1	0	1	0.0-0	0-0	0	0	0
North Texas	*	2	0	2	1.0-3	0-0	0	0	0
Arizona State	*	2	2	4	0.5-2	0-0	0	0	0
Cincinnati	*	2	1	3	1.0-1	1-51	0	0	0
at Arizona	*	0	1	1	0.0-0	0-0	0	0	1
Baylor	*	1	0	1	0.0-0	0-0	0	0	0
at TCU	*	2	1	3	0.5-1	0-0	0	0	0
at Iowa State		1	0	1	0.0-0	1-0	0	0	0
Colorado	*	2	2	4	1.0-4	0-0	0	0	0
at Oklahoma St.	*	4	0	4	1.0-1	0-0	0	0	0
West Virginia	*	1	1	2	1.0-1	0-0	0	0	0
Totals		20	11	31	6.0-13	2-51	0	0	2

2023 GAME-BY-GAME STATS

Opponent	GS	UA	A	TOT	TFL-YDS	INT-YDS	FF	FR	PBU
vs. California	0	0	0	0	0.0-0	0-0	0	0	0
Totals	0	0	0	0	0.0-0	0-0	0	0	0

2022 GAME-BY-GAME STATS (@ BAYLOR)

Opponent	GS	UA	A	TOT	TFL-YDS	INT-YDS	FF	FR	PBU
UAlbany		2	0	2	0.0-0	0-0	0	0	1
at BYU		1	1	2	0.0-0	0-0	0	0	0
Texas State		4	2	6	0.0-0	0-0	0	0	0
at Iowa State		7	2	9	0.0-0	0-0	0	0	0
Oklahoma State		0	0	0	0.0-0	0-0	0	0	0
at West Virginia		0	0	0	0.0-0	0-0	0	0	0
Kansas		1	1	2	0.0-0	0-0	0	0	1
at Texas Tech		4	0	4	0.0-0	1-18	0	0	1
at Oklahoma	*	3	0	3	0.0-0	0-0	0	0	0
Kansas State		1	0	1	0.0-0	0-0	0	0	0
TCU		3	0	3	0.0-0	0-0	0	0	0
at Texas		1	0	1	0.0-0	0-0	0	0	0
vs. Air Force	*	4	0	4	1.0-1	0-0	0	0	0
Totals		31	6	37	1.0-1	1-18	0	0	3

2021 GAME-BY-GAME STATS (@ BAYLOR)

Opponent	GS	UA	A	TOT	TFL-YDS	INT-YDS	FF	FR	PBU
at Texas State	0	0	0	0	0.0-0	0-0	0	0	0
Texas Southern	0	0	0	0	0.0-0	0-0	0	0	1
at Kansas	1	0	1	0.0-0	0-0	0	0	0	0
Iowa State	1	0	1	0.0-0	0-0	0	0	0	0</

18 JOHNCARLOS MILLER

TE | Jr. | 4th Yr. (1st at Tech) | Greensboro, N.C. | Dudley HS

Follow on Social Media

Twitter: @j2manmiller | Instagram: theofficial_miller

PARTICIPATION	2021*	2022*	2023*	2024	CAREER
GP/GS	4/0	11/11	10/10	12/0	37/21

* at Elon

CAREER STATS

RECEIVING	G	Rec	Yds	TD	Lg	Rec/G	Avg/C	Avg/G
2021 (ELON)	4	1	4	0	4	0.3	4.0	1.0
2022 (ELON)	11	26	201	3	25	2.4	7.7	18.3
2023 (ELON)	10	25	453	4	70	2.5	18.1	45.3
2024 (TTU)	12	9	126	3	45	0.8	14.0	10.5
Totals	37	61	784	10	70	1.6	12.9	21.2

2024 GAME-BY-GAME

Opponent	GS	Rec	Yds	TD	Avg	LG	Rush	Yds	TD
Abilene Christian		1	7	0	7.0	7	0	0	0
at Washington St.		1	20	1	20.0	20	0	0	0
North Texas		2	55	1	27.5	45	0	0	0
Arizona State		1	5	1	5.0	5	0	0	0
Cincinnati		0	0	0	0.0	0	0	0	0
at Arizona		0	0	0	0.0	0	0	0	0
Baylor		1	13	0	13.0	0	0	0	0
at TCU		0	0	0	0.0	0	0	0	0
at Iowa State		0	0	0	0.0	0	0	0	0
Colorado		1	5	0	5.0	5	0	0	0
at Oklahoma St.		2	21	0	10.5	12	0	0	0
West Virginia		0	0	0	0.0	0	0	0	0
Totals	9	126	3	14.0	45	0	0	0	0

2023 GAME-BY-GAME (@ ELON)

Opponent	GS	Rec	Yds	TD	Avg	LG	Rush	Yds	TD
at Wake Forest	*	1	18	0	0.0	18	0	0	0
at Gardner-Webb	*	2	49	0	0.0	25	0	0	0
N.C. A&T	*	0	0	0	0.0	0	0	0	0
at Campbell	*	4	55	0	0.0	26	0	0	0
William & Mary	*	2	7	0	0.0	4	0	0	0
N.C. Central	*	5	82	0	0.0	30	0	0	0
Monmouth	*	2	70	1	0.0	65	0	0	0
at Delaware	*	5	101	1	0.0	70	0	0	0
at Richmond	*	2	14	1	0.0	9	0	0	0
Hampton	*	2	57	1	0.0	53	0	0	0
Totals	25	453	4	0.0	70	0	0	0	0

2022 GAME-BY-GAME (@ ELON)

Opponent	GS	Rec	Yds	TD	Avg	LG	Rush	Yds	TD
at Vanderbilt	*	3	24	0	0.0	15	0	0	0
at Wofford	*	4	31	0	0.0	10	0	0	0
Gardner-Webb	*	2	22	0	0.0	14	0	0	0
at William & Mary	*	2	21	0	0.0	20	0	0	0
Richmond	*	1	25	1	0.0	25	0	0	0
Towson	*	3	13	1	0.0	8	0	0	0
at Rhode Island	*	4	29	0	0.0	9	0	0	0
at New Hampshire	*	0	0	0	0.0	0	0	0	0
Delaware	*	2	4	0	0.0	4	0	0	0
UAlbany	*	2	5	0	0.0	5	0	0	0
at Hampton	*	3	27	1	0.0	16	0	0	0
Totals	26	201	3	0.0	25	0	0	0	0

2021 GAME-BY-GAME (@ELON)

Opponent	GS	Rec	Yds	TD	Avg	LG	Rush	Yds	TD
at James Madison		0	0	0	0.0	0	0	0	0
Villanova		0	0	0	0.0	0	0	0	0
at Towson		0	0	0	0.0	0	0	0	0
Rhode Island		1	4	0	0.0	4	0	0	0
Totals	1	4	0	0.0	4	0	0	0	0

2 BEHREN MORTON

QB | Jr. | 4th Yr. | Eastland, Texas | Eastland HS

Follow on Social Media

Twitter: @BehrenMorton | Instagram: bmorton_2

PARTICIPATION	2021	2022	2023	2024	CAREER
GP/GS	2/0	9/4	10/8	12/12	33/24

CAREER STATS

PASSING	G	Comp	Att	Int	Yds	TD	Lg	Pct	Avg/G	Effic
2021	2	1	3	0	0	0	0	33.3	0.0	33.3
2022	9	96	169	6	1,117	7	55	56.8	124.1	118.9
2023	10	182	293	8	1,757	15	49	62.1	175.7	123.9
2024	12	295	466	8	3,335	27	70	63.3	277.9	139.1
Totals	33	574	931	22	6,209	49	70	61.7	188.2	130.3

RUSHING

RUSHING	G	Att	Yds	TD	Lg	Avg/C	Avg/G
2021	2	2	15	0	17	7.5	7.5
2022	9	42	79	2	15	1.9	8.8
2023	10	46	3	4	14	0.1	0.3
2024	12	55	-22	1	26	-0.4	-1.8
Totals	33	145	75	7	26	0.5	2.3

2024 GAME-BY-GAME

Opponent	GS	Comp	Att	TD	INT	Yds	Lg	Run	Yds	TD	LG
Abilene Christian	*	30	42	5	0	378	36	2	-5	0	3
at Washington St.	*	34	58	1	2	323	42	4	7	0	7
North Texas	*	15	19	4	0	273	70	2	-1	1	10
Arizona State	*	24	44	2	0	201	21	3	-15	0	4
Cincinnati	*	19	29	2	0	251	49	3	46	0	26
at Arizona	*	17	29	0	0	214	57	4	-23	0	1
Baylor	*	33	49	3	1	286	32	6	3	0	7
at TCU	*	13	22	0	0	137	44	3	-3	0	1
at Iowa State	*	21	40	2	2	237	35	8	6	0	8
Colorado	*	24	40	2	1	275	35	11	-36	0	9
at Oklahoma St.	*	37	53	4	1	401	34	8	3	0	12
West Virginia	*	28	41	2	1	359	41	1	-4	0	0
Totals	295	466	27	8	3,335	70	55	-22	1	26	

2023 GAME-BY-GAME

Opponent	GS	Comp	Att	TD	INT	Yds	Lg	Run	Yds	TD	LG
at Wyoming	DNP										
Oregon	DNP	-	-	-	-	-	-	-	-	-	-
Tarleton State		8	13	2	1	72	15	3	11	0	7
at West Virginia		13	37	1	0	158	26	8	-12	0	4
Houston	*	14	22	2	0	161	34	4	10	0	7
at Baylor	*	19	26	3	1	180	24	2	-1	1	10
Kansas State	*	14	21	0	0	125	31	6	8	1	10
at BYU	DNP-injured										
TCU	*	28	36	2	0	282	44	5	-4	1	9
at Kansas	*	19	25	0	1	176	33	7	-11	0	9
UCF	*	21	34	2	1	256	49	3	10	0	8
at Texas	*	19	36	0	3	88	15	5	-2	1	14
vs. California	*	27	43	3	1	259	41	3	-6	0	7
Totals	182	293	15	8	1,757	49	46	3	4	14	

2022 GAME-BY-GAME

Opponent	GS	Comp	Att	TD	INT	Yds	Lg	Run	Yds	TD	LG
Murray State		7	10	1	1	97	24	3	-15	0	2
Houston		0	0	0	0	0	0	0	0	0	0
at NC State		4	7	0	1	85	38	2	20	0	13
Texas		0	0	0	0	0	0	0	0	0	0
at Kansas State	DNP										
at Oklahoma St.	*	39	62	2	1	379	36	17	53	1	15
West Virginia	*	28	45	2	0	325	55	8	17	0	8
Baylor	*	11	34	1	3	152	39	6	6	1	14
at TCU	*	7	10	1	0	79	47	6	-2	0	4
Kansas	DNP-injured										
at Iowa State	DNP-injured										
Oklahoma	DNP-injured										
vs. Ole Miss		0	1	0	0	0	0	0	0	0	0
Totals	96	169	7	6	1,117	55	42	79	2	15	



3 BRYCE RAMIREZ

LB | Sr. | 6th Yr. | Missouri City, Texas | George Ranch HS

Follow on Social Media

Twitter: @bryceramirez_ | Instagram: ebkrasca

PARTICIPATION	2019	2020	2021	2022	2023	2024	CAREER
GP/GS	0/0	0/0	7/0	2/1	11/2	7/0	27/3

CAREER STATS

TACKLES	GP	UA	A	Total	TFL	Yds	PD	FF	FR	Blkd	QBH
2021	7	2	1	3	0.0	0	0	0	0	0	0
2022	2	4	0	4	0.0	0	0	0	0	0	0
2023	11	14	7	21	0.0	0	0	0	0	0	1
2024	7	12	5	17	0.5	1	0	0	0	0	1
Totals	27	32	13	45	0.5	1	0	0	0	0	2

2024 GAME-BY-GAME STATS

Opponent	GS	UA	A	TOT	SACKS-YDS	TFL-YDS	FF	FR	INT	QBH	
Abilene Christian	1	0	1		0.0-0	0.0-0	0	0	0	0	
at Washington St.	1	0	1		0.0-0	0.0-0	0	0	0	0	
North Texas	4	1	5		0.0-0	0.0-0	0	0	1	0	
Arizona State	2	1	3		0.0-0	0.0-0	0	0	0	0	
Cincinnati	1	1	2		0.0-0	0.0-0	0	0	0	0	
at Arizona	2	2	4		0.0-0	0.5-1	0	0	0	1	
Baylor	1	0	1		0.0-0	0.0-0	0	0	0	0	
at TCU	<i>DNP-injured</i>										
at Iowa State	<i>DNP-injured</i>										
Colorado	<i>DNP-injured</i>										
at Oklahoma St.	<i>DNP-injured</i>										
West Virginia	<i>DNP-injured</i>										
Totals	12	5	17		0.0-0	0.5-1	0	0	1	1	

2023 GAME-BY-GAME STATS

Opponent	GS	UA	A	TOT	SACKS-YDS	TFL-YDS	FF	FR	INT	QBH	
at Wyoming	0	1	1		0.0-0	0.0-0	0	0	0	0	
Oregon	2	0	2		0.0-0	0.0-0	0	0	0	0	
Tarleton State	1	0	1		0.0-0	0.0-0	0	0	0	0	
at West Virginia	0	1	1		0.0-0	0.0-0	0	0	0	0	
Houston	2	0	2		0.0-0	0.0-0	0	0	0	0	
at Baylor	1	0	1		0.0-0	0.0-0	0	0	0	0	
Kansas State	<i>DNP-injured</i>										
at BYU	*	3	4	7	0.0-0	0.0-0	0	0	0	1	
TCU	*	2	0	2	0.0-0	0.0-0	0	0	0	0	
at Kansas	3	0	3		0.0-0	0.0-0	0	0	0	0	
UCF	<i>DNP-injured</i>										
at Texas	0	1	1		0.0-0	0.0-0	0	0	0	0	
vs. California	0	0	0		0.0-0	0.0-0	0	0	0	0	
Totals	14	7	21		0.0-0	0.0-0	0	0	0	1	

2022 GAME-BY-GAME STATS

Opponent	GS	UA	A	TOT	SACKS-YDS	TFL-YDS	FF	FR	INT	QBH	
Murray State	<i>DNP</i>										
Houston	3	0	3		0.0-0	0.0-0	0	0	0	0	
at NC State	*	1	0	1	0.0-0	0.0-0	0	0	0	0	
Texas	<i>DNP-injured</i>										
at Kansas State	<i>DNP-injured</i>										
at Oklahoma St.	<i>DNP-injured</i>										
West Virginia	<i>DNP-injured</i>										
Baylor	<i>DNP-injured</i>										
at TCU	<i>DNP-injured</i>										
Kansas	<i>DNP-injured</i>										
at Iowa State	<i>DNP-injured</i>										
Oklahoma	<i>DNP-injured</i>										
vs. Ole Miss	<i>DNP-injured</i>										
Totals	4	0	4		0.0-0	0.0-0	0	0	0	0	

2021 GAME-BY-GAME STATS

Opponent	GS	UA	A	TOT	SACKS-YDS	TFL-YDS	FF	FR	INT	QBH	
vs. Houston	<i>DNP</i>										
Stephen F. Austin	<i>DNP</i>										
FIU	<i>DNP</i>										
at Texas	<i>DNP</i>										
at West Virginia	<i>DNP</i>										
TCU	<i>DNP</i>										
at Kansas	0	0	0		0.0-0	0.0-0	0	0	0	0	
Kansas State	1	1	2		0.0-0	0.0-0	0	0	0	0	
at Oklahoma	0	0	0		0.0-0	0.0-0	0	0	0	0	
Iowa State	<i>DNP</i>										
Oklahoma State	0	0	0		0.0-0	0.0-0	0	0	0	0	
at Baylor	0	0	0		0.0-0	0.0-0	0	0	0	0	
vs. Mississippi St.	1	0	1		0.0-0	0.0-0	0	0	0	0	
Totals	2	1	3		0.0-0	0.0-0	0	0	0	0	

13 BEN ROBERTS

LB | So. | 3rd Yr. | Haslet, Texas | Eaton HS

Follow on Social Media

Twitter: @Ben_Roberts2022 | Instagram: ben.roberts04

PARTICIPATION	2022	2023	2024	CAREER
GP/GS	2/0	13/12	12/12	27/24

CAREER STATS

TACKLES	GP	UA	A	Total	TFL	Yds	PD	FF	FR	Blkd	QBH
2022	2	0	0	0	0.0	0	0	0	0	0	0
2023	13	55	52	107	6.5	30	0	2	0	0	3
2024	12	37	41	78	4.5	11	0	3	0	0	5
Totals	27	92	93	185	11.0	41	0	5	0	0	8

2024 GAME-BY-GAME STATS

Opponent	GS	UA	A	TOT	SACKS-YDS	TFL-YDS	FF	FR	INT	QBH
Abilene Christian	*	4	3	7	0.0-0	1.0-2	1	0	0	0
at Washington St.	*	7	0	7	0.0-0	1.0-2	1	0	0	0
North Texas	*	3	0	3	0.0-0	0.0-0	0	0	0	0
Arizona State	*	2	9	11	0.0-0	0.0-0	0	0	0	0
Cincinnati	*	4	8	12	0.0-0	2.0-5	1	0	0	1
at Arizona	*	2	3	5	0.0-0	0.0-0	0	0	0	1
Baylor	*	3	3	6	0.0-0	0.0-0	0	0	0	0
at TCU	*	3	4	7	0.0-0	0.0-0	0	0	0	0
at Iowa State	*	2	5	7	0.0-0	0.5-2	0	0	0	2
Colorado	*	2	0	2	0.0-0	0.0-0	0	0	0	0
at Oklahoma St.	*	3	4	7	0.0-0	0.0-0	0	0	0	1
West Virginia	*	2	2	4	0.0-0	0.0-0	0	0	0	0
Totals	37	41	78		0.0-0	4.5-11	3	0	0	5

2023 GAME-BY-GAME STATS

Opponent	GS	UA	A	TOT	SACKS-YDS	TFL-YDS	FF	FR	INT	QBH
at Wyoming	0	1	1		0.0-0	0.5-0	0	0	0	0
Oregon	*	5	7	12	0.5-2	1.5-7	1	0	0	0
Tarleton State	*	2	2	4	0.0-0	0.0-0	0	0	0	0
at West Virginia	*	4	7	11	0.0-0	0.5-1	0	0	1	0
Houston	*	8	2	10	0.0-0	0.0-0	0	0	0	0
at Baylor	*	5	2	7	0.0-0	2.0-19	1	0	0	0
Kansas State	*	5	6	11	0.0-0	0.0-0	0	0	0	0
at BYU	*	5	5	10	0.0-0	0.0-0	0	0	0	1
TCU	*	3	3	6	0.0-0	0.0-0	0	0	0	0
at Kansas	*	8	1	9	0.0-0	0.0-0	0	0	0	0
UCF	*	2	4	6	0.0-0	0.5-2	0	0	0	0
at Texas	*	6	7	13	0.0-0	0.0-0	0	0	0	1
vs. California	*	2	5	7	0.0-0	1.5-3	0	0	0	1
Totals	55	52	107		0.5-2	6.5-30	2	0	1	3

2022 GAME-BY-GAME STATS

Opponent	GS	UA	A	TOT	SACKS-YDS	TFL-YDS	FF	FR	INT	QBH	
Murray State	<i>DNP</i>										
Houston	<i>DNP</i>										
at NC State	<i>DNP</i>										
Texas	<i>DNP</i>										
at Kansas State	0	0	0		0.0-0	0.0-0	0	0	0	0	
at Oklahoma St.	0	0	0		0.0-0	0.0-0	0	0	0	0	
West Virginia	<i>DNP</i>										
Baylor	<i>DNP</i>										
at TCU	<i>DNP</i>										
Kansas	<i>DNP</i>										
at Iowa State	<i>DNP</i>										
Oklahoma	<i>DNP</i>										
vs. Ole Miss	<i>DNP</i>										
Totals	0	0	0		0.0-0	0.0-0	0	0	0	0	



10 JACOB RODRIGUEZ

LB | R-Jr. | 4th Yr. (3rd at Tech) | Wichita Falls, Texas | Rider HS

Follow on Social Media

Twitter: @Jacob_R_10 | Instagram: jrodriguez_10

PARTICIPATION	2021	2022	2023	2024	CAREER
GP/GS	12/0	12/0	5/4	12/12	41/16

CAREER STATS

TACKLES	GP	UA	A	Total	TFL	Yds	PD	FF	FR	Blkd	QBH
2021 (LVA)	12	1	0	1	0.0	0	0	0	0	0	0
2022 (TTU)	12	17	12	29	3.0	7	0	1	0	0	0
2023 (TTU)	5	21	11	32	1.0	1	2	2	1	0	1
2024 (TTU)	12	72	46	118	9.5	61	4	3	2	0	5
Totals	41	111	69	180	13.5	69	6	6	3	0	6

2024 GAME-BY-GAME STATS

Opponent	GS	UA	A	TOT	SACKS-YDS	TFL-YDS	FF	FR	INT	QBH
Abitene Christian *	9	4	13	0.0-0	2.0-13	1	0	0	0	0
at Washington St. *	7	0	7	0.0-0	0.0-0	0	0	0	0	0
North Texas *	1	0	1	0.0-0	0.0-0	0	0	0	0	1
Arizona State *	2	7	9	0.0-0	1.0-2	0	0	0	0	0
Cincinnati *	7	4	11	0.0-0	0.5-2	0	1	0	1	1
at Arizona *	5	8	13	1.0-16	1-16	1	0	0	0	0
Baylor *	7	5	12	0.0-0	0.0-0	0	0	0	0	0
at TCU *	1	4	5	0.0-0	0.0-0	0	0	0	0	0
at Iowa State *	9	4	13	2.0-6	2.5-7	1	0	0	0	0
Colorado *	13	4	17	1.0-10	1.5-11	0	0	0	0	2
at Oklahoma St. *	7	5	12	0.0-0	0.0-0	0	1	1	1	1
West Virginia *	4	1	5	1.0-10	1.0-10	0	0	0	0	0
Totals	72	46	118	5.0-42	9.5-61	3	2	1	5	

2023 GAME-BY-GAME STATS

Opponent	GS	UA	A	TOT	SACKS-YDS	TFL-YDS	FF	FR	INT	QBH	
at Wyoming *	2	0	2	0.0-0	0.0-0	1	1	0	0	0	
Oregon	<i>DNP-injured</i>										
Tarleton State	<i>DNP-injured</i>										
at West Virginia	<i>DNP-injured</i>										
Houston	<i>DNP-injured</i>										
at Baylor	<i>DNP-injured</i>										
Kansas State	<i>DNP-injured</i>										
at BYU	<i>DNP-injured</i>										
TCU	4	2	6	0.0-0	0.0-0	0	0	0	0	0	
at Kansas *	3	1	4	0.0-0	1.0-1	0	0	0	0	0	
UCF *	7	5	12	0.0-0	0.0-0	0	0	0	0	1	
at Texas	<i>DNP</i>										
vs. California *	5	3	8	0.0-0	0.0-0	1	0	1	0	0	
Totals	21	11	32	0.0-0	1.0-1	2	1	1	1		

2022 GAME-BY-GAME STATS

Opponent	GS	UA	A	TOT	SACKS-YDS	TFL-YDS	FF	FR	INT	QBH	
Murray State	0	4	4	0.0-0	1.0-2	0	0	0	0	0	
Houston	0	0	0	0.0-0	0.0-0	0	0	0	0	0	
at NC State	2	2	4	0.0-0	0.5-1	0	0	0	0	0	
Texas	1	0	1	0.0-0	0.0-0	0	0	0	0	0	
at Kansas State	1	0	1	0.0-0	0.0-0	0	0	0	0	0	
at Oklahoma St.	1	1	2	0.0-0	0.0-0	0	0	0	0	2	
West Virginia	4	0	4	0.0-0	0.0-0	1	0	0	1	1	
Baylor	3	2	5	0.0-0	0.0-0	0	0	0	0	0	
at TCU	0	2	2	0.0-0	0.5-1	0	0	0	0	0	
Kansas	2	0	2	0.0-0	0.0-0	0	0	0	0	0	
at Iowa State	1	0	1	0.0-0	0.0-0	0	0	0	0	0	
Oklahoma	<i>DNP-injured</i>										
vs. Ole Miss	2	1	3	0.0-0	1.0-3	0	0	0	0	0	
Totals	17	12	29	0.0-0	3.0-7	1	0	0	3		

2021 GAME-BY-GAME (@ VIRGINIA)

Opponent	GS	Rush	Yds	TD	LG	Rec	Yds	TD	LG
William & Mary	3	31	0	24	0	0	0	0	0
Illinois	0	0	0	0	0	0	0	0	0
at North Carolina	3	14	0	7	3	23	0	17	
Wake Forest	0	0	0	0	0	0	0	0	0
at Miami (FL)	1	5	0	5	2	24	0	16	
at Louisville	1	1	0	1	2	13	0	9	
Duke	2	5	0	4	0	0	0	0	0
Georgia Tech	0	0	0	0	0	0	0	0	0
at BYU	0	0	0	0	1	5	0	5	
Notre Dame	0	0	0	0	0	0	0	0	0
at Pittsburgh	0	0	0	0	0	0	0	0	0
Virginia Tech	0	0	0	0	0	0	0	0	0
Totals	10	56	0	24	8	65	0	17	

17 ISAAC SMITH

OLB | Jr. | 4th Yr. | Wagoner, Okla. | Wagoner HS

Follow on Social Media

Twitter: @isaacsmith1921 | Instagram: isaacsmith17_

PARTICIPATION	2021	2022	2023	2024	CAREER
GP/GS	0/0	11/2	0/0	11/6	22/8

CAREER STATS

TACKLES	GP	UA	A	Total	TFL	Yds	PD	FF	FR	Blkd	QBH
2021	0	0	0	0	0.0	0	0	0	0	0	0
2022	11	9	5	14	3.0	5	0	0	1	0	0
2023	0	0	0	0	0.0	0	0	0	0	0	0
2024	11	13	15	28	2.0	18	0	0	0	0	1
Totals	22	22	20	42	5.0	23	0	0	1	0	0

SACKS

G	UA	A	Total	Yds
2021	0	0	0	0.0
2022	11	1	0	1.0
2023	0	0	0	0.0
2024	11	1	0	1.0
Totals	22	2	0	2.0

2024 GAME-BY-GAME STATS

Opponent	GS	UA	A	TOT	SACKS-YDS	TFL-YDS	FF	FR	INT	QBH	
Abitene Christian	2	2	4	0.0-0	0.5-1	0	0	0	0	0	
at Washington St. *	2	1	3	1.0-15	1.0-15	0	0	0	0	0	
North Texas *	2	2	4	0.0-0	0.0-0	0	0	0	0	0	
Arizona State *	0	1	1	0.0-0	0.0-0	0	0	0	0	1	
Cincinnati *	1	1	2	0.0-0	0.0-0	0	0	0	0	0	
at Arizona	<i>DNP-injured</i>										
Baylor	1	0	1	0.0-0	0.0-0	0	0	0	0	0	
at TCU	1	2	3	0.0-0	0.0-0	0	0	0	0	0	
at Iowa State	3	4	7	0.0-0	0.5-2	0	0	0	0	0	
Colorado	1	0	1	0.0-0	0.0-0	0	0	0	0	0	
at Oklahoma St. *	0	2	2	0.0-0	0.0-0	0	0	0	0	0	
West Virginia *	0	0	0	0.0-0	0.0-0	0	0	0	0	0	
Totals	13	15	28	1.0-15	2.0-18	0	0	0	1		

2023 GAME-BY-GAME STATS

Opponent	GS	UA	A	TOT	SACKS-YDS	TFL-YDS	FF	FR	INT	QBH
<i>DNP-injured</i>										
Totals	0	0	0	0.0-0	0.0-0	0	0	0	0	0

2022 GAME-BY-GAME STATS

Opponent	GS	UA	A	TOT	SACKS-YDS	TFL-YDS	FF	FR	INT	QBH	
Murray State	1	1	2	0.0-0	0.0-0	0	0	0	0	0	
Houston	<i>DNP</i>										
at NC State	<i>DNP</i>										
Texas	0	0	0	0.0-0	0.0-0	0	0	0	0	0	
at Kansas State	0	0	0	0.0-0	0.0-0	0	0	0	0	0	
at Oklahoma St.	0	0	0	0.0-0	0.0-0	0	0	0	0	0	
West Virginia	0	0	0	0.0-0	0.0-0	0	0	0	0	0	
Baylor	0	0	0	0.0-0	0.0-0	0	0	0	0	0	
at TCU	0	1	1	0.0-0	0.0-0	0	0	0	0	0	
Kansas	0	0	0	0.0-0	0.0-0	0	0	0	0	0	
at Iowa State	1	2	3	0.0-0	0.0-0	0	0	0	0	0	
Oklahoma *	3	1	4	0.0-0	1.0-2	0	0	0	0	0	
vs. Ole Miss *	4	0	4	1.0-2	2.0-3	0	1	0	0	0	
Totals	9	5	14	1.0-2	3.0-5	0	1	0	0		



80 MASON THARP

TE | Sr. | 4th Yr. | Klein, Texas | Klein HS

Follow on Social Media

Twitter: @masontharp80 | Instagram: mason_tharp

PARTICIPATION	2021	2022	2023	2024	CAREER
GP/GS	12/8	10/7	8/7	12/10	42/32

CAREER STATS

RECEIVING	G	Rec	Yds	TD	Lg	Rec/G	Avg/C	Avg/G
2021	12	14	198	1	25	1.2	14.1	16.5
2022	10	12	100	2	21	1.2	8.3	10.0
2023	8	18	178	4	28	2.3	9.9	22.3
2024	12	12	94	2	16	1.0	7.8	7.8
Totals	42	56	570	9	28	1.3	10.2	13.6

2024 GAME-BY-GAME

Opponent	GS	Rec	Yds	TD	Avg	LG	Rush	Yds	TD
Abilene Christian	*	1	9	0	9.0	9	0	0	0
at Washington St.	*	1	-1	0	-1.0	0	0	0	0
North Texas	*	0	0	0	0	0	0	0	0
Arizona State	*	1	12	0	12.0	12	0	0	0
Cincinnati	*	1	16	0	16.0	16	0	0	0
at Arizona	*	1	9	0	9.0	9	0	0	0
Baylor		0	0	0	0	0	0	0	0
at TCU	*	1	9	0	9.0	9	0	0	0
at Iowa State	*	2	18	0	9.0	14	0	0	0
Colorado	*	0	0	0	0	0	0	0	0
at Oklahoma St.	*	2	13	1	6.5	8	0	0	0
West Virginia		2	9	1	4.5	8	0	0	0
Totals		12	94	2	7.8	16	0	0	0

2023 GAME-BY-GAME

Opponent	GS	Rec	Yds	TD	Avg	LG	Rush	Yds	TD
at Wyoming	*	1	10	0	10.0	10	0	0	0
Oregon	*	4	37	1	9.3	15	0	0	0
Tarleton State	*	3	43	1	14.3	28	0	0	0
at West Virginia	*	1	14	0	14	14	0	0	0
Houston	*	2	16	0	8	15	0	0	0
at Baylor									
Kansas State									
at BYU									
TCU									
at Kansas									
UCF	*	3	32	1	10.7	19	0	0	0
at Texas	*	1	4	0	4.0	4	0	0	0
vs. California		3	22	1	7.3	15	0	0	0
Totals		18	178	4	9.9	28	0	0	0

2022 GAME-BY-GAME

Opponent	GS	Rec	Yds	TD	Avg	LG	Rush	Yds	TD
Murray State		1	21	1	21.0	21	0	0	0
Houston		0	0	0	0	0	0	0	0
at NC State	*	3	26	0	8.7	14	0	0	0
Texas		1	13	0	13.0	13	0	0	0
at Kansas State	*	0	0	0	0	0	0	0	0
at Oklahoma State	*	1	2	0	2.0	2	0	0	0
West Virginia	*	3	35	0	11.7	19	0	0	0
Baylor	*	1	0	0	0	0	0	0	0
at TCU	*	0	0	0	0	0	0	0	0
Kansas	*	2	3	1	1.5	2	0	0	0
at Iowa State									
Oklahoma									
vs. Ole Miss									
Totals		12	100	2	8.3	21	0	0	0

2021 GAME-BY-GAME

Opponent	GS	Rec	Yds	TD	Avg	LG	Rush	Yds	TD
vs. Houston		0	0	0	0.0	0	0	0	0
Stephen F. Austin	*	0	0	0	0.0	0	0	0	0
FIU		3	61	1	20.3	25	0	0	0
at Texas	*	1	7	0	7.0	7	0	0	0
at West Virginia	*	0	0	0	0.0	0	0	0	0
TCU		2	22	0	11.0	14	0	0	0
at Kansas	*	3	38	0	12.7	25	0	0	0
Kansas State	*	0	0	0	0.0	0	0	0	0
at Oklahoma		2	31	0	15.5	23	0	0	0
Iowa State									
Oklahoma State	*	3	39	0	13	25	0	0	0
at Baylor	*	0	0	0	0.0	0	0	0	0
vs. Mississippi St.	*	0	0	0	0.0	0	0	0	0
Totals		14	198	1	14.1	25	0	0	0

RED RAIDERS IN THE NCAA/BIG 12 STATS

- last updated: Mon., Dec. 16 -

RB TAHJ BROOKS

Category	Stat	Big 12	NCAA
All Purpose per Game (200 ranked)	154.91	3rd	5th
Rushing Touchdowns (164 ranked)	17	3rd	10th
Rushing Yards (200 ranked)	1,505	3rd	8th
Rushing Yards per Game (200 ranked)	136.8	1st	3rd
Total Points Scored (144 ranked)	108	3rd	17th
Total Touchdowns (128 ranked)	18	3rd	11th

WR JOSH KELLY

Category	Stat	Big 12	NCAA
Receiving Yards (198 ranked)	1,023	7th	20th
Receiving Yards per Game (200 ranked)	85.3	6th	17th
Receptions per Game (197 ranked)	7.4	3rd	8th

QB BEHREN MORTON

Category	Stat	Big 12	NCAA
Completions per Game (99 ranked)	24.58	2nd	8th
Passing Touchdowns (158 ranked)	27	2nd	10th
Passing Yards (130 ranked)	3,335	3rd	10th
Passing Yards per Game (130 ranked)	277.9	3rd	9th
Points Responsible for (191 ranked)	170	5th	24th
Points Responsible per Game (199 ranked)	14.2	4th	24th
Total Offense per Game (200 ranked)	276.1	3rd	19th

LB BEN ROBERTS

Category	Stat	Big 12	NCAA
Forced Fumbles per Game (19 ranked)	0.25	3rd	19th

LB JACOB RODRIGUEZ

Category	Stat	Big 12	NCAA
Forced Fumbles per Game (19 ranked)	0.25	3rd	19th
Fumbles Recovered (17 ranked)	2	2nd	17th
Solo Tackles per Game (13 ranked)	6.0	1st	3rd
Total Tackles per Game (500 ranked)	9.8	1st	12th



TEAM/INDIVIDUAL STATISTICS

Team Results

Date	Opponent		Score	Att.
08/31/2024	Abilene Christian	Wot1	52-51	60229
09/07/2024	at Washington St.	L	16-37	27372
09/14/2024	North Texas	W	66-21	57865
* 09/21/2024	Arizona St.	W	30-22	58795
* 09/28/2024	Cincinnati	W	44-41	60229
* 10/05/2024	at Arizona	W	28-22	45773
* 10/19/2024	Baylor	L	35-59	60229
* 10/26/2024	at TCU	L	34-35	42144
* 11/02/2024	at Iowa St.	W	23-22	61500
* 11/09/2024	Colorado	L	27-41	60229
* 11/23/2024	at Oklahoma St.	W	56-48	52202
* 11/30/2024	West Virginia	W	52-15	52785

Rushing

Player	gp	att	gain	loss	net	avg	td	lg	avg/g
Tahj Brooks	11	286	1553	48	1505	5.3	17	40	136.8
Cameron Dickey	11	26	155	4	151	5.8	1	37	13.7
J'Koby Williams	9	26	115	2	113	4.3	1	13	12.6
Cameran Brown	8	8	83	0	83	10.4	0	22	10.4
Cam'Ron Valdez	2	9	43	3	40	4.4	0	17	20.0
Will Hammond	3	12	44	9	35	2.9	2	12	11.7
Jalin Conyers	12	6	28	3	25	4.2	1	13	2.1
Drae McCray	9	1	13	0	13	13.0	0	13	1.4
Reese Burkhardt	11	1	4	0	4	4.0	1	4	0.4
Behren Morton	12	55	170	192	-22	-0.4	1	26	-1.8
Team	12	7	0	6	-6	-0.9	0	0	-0.5
Total	12	437	2208	267	1941	4.4	24	40	161.8
Opponents	12	398	2039	280	1759	4.4	26	68	146.6

Passing

Player	gp	effic	comp-att-int	pct	yds	td	lg	avg/g
Behren Morton	12	139.1	295-466-8	63.3	3335	27	70	277.9
Will Hammond	3	149.3	15-23-0	65.2	191	1	36	63.7
Cameran Brown	8	32.5	4-9-1	44.4	11	0	7	1.4
Coy Eakin	12	299.0	1-2-0	50.0	20	1	20	1.7
Jalin Conyers	12	598.0	1-1-0	100.0	20	1	20	1.7
Jason Llewellyn	11	0.0	0-1-0	0.0	0	0	0	0.0
Total	12	138.9	316-502-9	62.9	3577	30	70	298.1
Opponents	12	145.1	293-454-14	64.5	3664	26	84	305.3

Receiving

Player	gp	no.	yds	avg	td	lg	avg/g
Josh Kelly	12	89	1023	11.5	5	41	85.3
Caleb Douglas	12	55	762	13.9	6	57	63.5
Coy Eakin	12	45	605	13.4	6	70	50.4
Jalin Conyers	12	29	308	10.6	5	36	25.7
Tahj Brooks	11	28	199	7.1	1	30	18.1
Mason Tharp	12	12	94	7.8	2	16	7.8
Drae McCray	9	12	74	6.2	0	21	8.2
Jordan Brown	12	11	140	12.7	0	42	11.7
Johncarlos Miller II	12	9	126	14.0	3	45	10.5
Micah Hudson	8	8	123	15.4	0	38	15.4
Cameron Dickey	11	8	42	5.3	1	12	3.8
J'Koby Williams	9	6	64	10.7	1	18	7.1
Brady Boyd	10	1	7	7.0	0	7	0.7
Cam'Ron Valdez	2	1	1	1.0	0	1	0.5
Kelby Valsin	11	1	5	5.0	0	5	0.5
Tyson Turner	4	1	4	4.0	0	4	1.0
Total	12	316	3577	11.3	30	70	298.1
Opponents	12	293	3664	12.5	26	84	305.3

Game Records

Record	Overall	Home	Away	Neutral
ALL GAMES	8-4	5-2	3-2	0-0
CONFERENCE	6-3	3-2	3-1	0-0
NON-CONFERENCE	2-1	2-0	0-1	0-0

Team Statistics

	TTU	OPP
First Downs	296	281
Rushing	115	87
Passing	161	167
Penalty	20	27
Rushing Yardage	1941	1759
Rushing attempts	437	398
Average per rush	4.4	4.4
Average per game	161.8	146.6
TDs Rushing	24	26
Passing Yardage	3577	3664
Comp-Att-Int	316-502-9	293-454-14
Average per pass	7.1	8.1
Average per catch	11.3	12.5
Average per game	298.1	305.3
TDs Passing	30	26
Total offense	5518	5423
Average per play	5.9	6.4
Average per game	459.8	451.9
Kick returns: #-Yards	42-886	19-303
Punt returns: #-Yards	11-67	13-164
Int returns: #-Yards	14-126	9-88
Fumbles-Lost	17-10	18-7
Penalties-Yards	91-772	75-660
Punts-Avg	43-42.0	45-41.7
Time of possession / game	30:10	29:50
3rd-down conversion	97/196	58/157
4rd-down conversion	14/27	14/25
PAT-attempts	(50-50) 100%	(45-48) 94%
2-point conversion-attempts	(4-7) 57%	(0-5) 0%

Interceptions

Player	no.	yds	avg	td	lg
CJ Baskerville	4	0	0.0	0	0
Chapman Lewis	3	0	0.0	0	0
AJ McCarty	2	51	25.5	1	51
Bralyn Lux	1	44	44.0	1	44
Bryce Ramirez	1	2	2.0	0	2
Quincy Ledet	1	20	20.0	0	20
Jacob Rodriguez	1	9	9.0	0	9
John Curry	1	0	0.0	0	0
Total	14	126	9.0	2	51
Opponents	9	88	9.8	0	23

INDIVIDUAL STATISTICS

Field Goals

Player	fg	pct.	01-19	20-29	30-39	40-49	50-99	lg	blk
Gino Garcia	18-19	94.7	0-0	5-5	9-9	3-3	1-2	53	0
Reese Burkhardt	3-4	75.0	0-0	0-0	1-1	2-2	0-1	41	0
Opponents	17-24	70.8	0-0	5-6	7-7	3-7	2-4	52	0

Scoring

Player	td	fg	PAT					dpx	saf	pts
			kick	rush	rcv	pass				
Tahj Brooks	18	-	-	-	-	-	-	-	108	
Gino Garcia	-	18-19	37-37	-	-	-	-	-	91	
Jalin Conyers	6	-	-	2	-	-	-	-	40	
Caleb Douglas	6	-	-	-	-	-	-	-	36	
Coy Eakin	6	-	-	-	-	-	-	-	36	
Josh Kelly	5	-	-	-	1	-	-	-	32	
Reese Burkhardt	1	3-4	12-12	-	-	-	-	-	27	
Johncarlos Miller II	3	-	-	1	-	-	-	-	20	
Mason Tharp	2	-	-	-	-	-	-	-	12	
Will Hammond	2	-	-	-	-	-	-	-	12	
J'Koby Williams	2	-	-	-	-	-	-	-	12	
Cameron Dickey	2	-	-	-	-	-	-	-	12	
Bralyn Lux	1	-	-	-	-	-	-	-	6	
AJ McCarty	1	-	-	-	-	-	-	-	6	
Behren Morton	1	-	-	-	-	1	-	-	6	
Jacob Rodriguez	1	-	-	-	-	-	-	-	6	
Stone Harrington	-	-	1-1	-	-	-	-	-	1	
Total	57	21-23	50-50	3	1	1	0	0	463	
Opponents	53	17-24	45-48	0	0	0	0	0	414	

Score by Periods

Team	1st	2nd	3rd	4th	OT	TOT
Texas Tech	126	137	87	106	7	463
Opponents	72	98	105	133	6	414

Punting

Player	no.	yds	avg	lg	tb	fc	i20	50+	blk
Jack Burgess	43	1807	42.0	59	2	21	17	5	0
Total	43	1807	42.0	59	2	21	17	5	0
Opponents	45	1878	41.7	63	4	18	12	7	0

Punt Returns

Player	no.	yds	avg	td	lg
Josh Kelly	8	29	3.6	0	12
Jordan Brown	3	38	12.7	0	20
Total	11	67	6.1	0	20
Opponents	13	164	12.6	0	73

Kick Returns

Player	no.	yds	avg	td	lg
Drae McCray	15	396	26.4	0	74
J'Koby Williams	12	296	24.7	0	57
Jordan Brown	6	107	17.8	0	20
Cameron Dickey	3	40	13.3	0	17
Kelby Valsin	2	30	15.0	0	30
Jalin Conyers	1	9	9.0	0	9
Trent Low	1	11	11.0	0	11
Johncarlos Miller II	1	0	0.0	0	0
Caleb Douglas	1	-3	-3.0	0	0
Total	42	886	21.1	0	74
Opponents	19	303	15.9	0	29

All Purpose

Player	g	rush	rcv	pr	kr	ir	total	avg/g
Tahj Brooks	11	1505	199	0	0	0	1704	154.9
Josh Kelly	12	0	1023	29	0	0	1052	87.7
Caleb Douglas	12	0	762	0	-3	0	759	63.3
Coy Eakin	12	0	605	0	0	0	605	50.4
Drae McCray	9	13	74	0	396	0	483	53.7
J'Koby Williams	9	113	64	0	296	0	473	52.6
Jalin Conyers	12	25	308	0	9	0	342	28.5
Jordan Brown	12	0	140	38	107	0	285	23.8
Cameron Dickey	11	151	42	0	40	0	233	21.2
Johncarlos Miller II	12	0	126	0	0	0	126	10.5
Micah Hudson	8	0	123	0	0	0	123	15.4
Mason Tharp	12	0	94	0	0	0	94	7.8
Cameran Brown	8	83	0	0	0	0	83	10.4
AJ McCarty	12	0	0	0	0	51	51	4.3
Bralyn Lux	9	0	0	0	0	44	44	4.9
Cam'Ron Valdez	2	40	1	0	0	0	41	20.5
Kelby Valsin	11	0	5	0	30	0	35	3.2
Will Hammond	3	35	0	0	0	0	35	11.7
Quincy Ledet	11	0	0	0	0	20	20	1.8
Trent Low	12	0	0	0	11	0	11	0.9
Jacob Rodriguez	12	0	0	0	0	9	9	0.8
Brady Boyd	10	0	7	0	0	0	7	0.7
Reese Burkhardt	11	4	0	0	0	0	4	0.4
Tyson Turner	4	0	4	0	0	0	4	1.0
Bryce Ramirez	7	0	0	0	0	2	2	0.3
Behren Morton	12	-22	0	0	0	0	-22	-1.8
Total	12	1941	3577	67	886	126	6597	549.8
Opponents	12	1759	3664	164	303	88	5978	498.2

Total Offense

Player	g	plays	rush	pass	total	avg/g
Behren Morton	12	521	-22	3335	3313	276.1
Tahj Brooks	11	286	1505	0	1505	136.8
Will Hammond	3	35	35	191	226	75.3
Cameron Dickey	11	26	151	0	151	13.7
J'Koby Williams	9	26	113	0	113	12.6
Cameran Brown	8	17	83	11	94	11.8
Jalin Conyers	12	7	25	20	45	3.8
Cam'Ron Valdez	2	9	40	0	40	20.0
Coy Eakin	12	2	0	20	20	1.7
Drae McCray	9	1	13	0	13	1.4
Reese Burkhardt	11	1	4	0	4	0.4
Total	12	939	1941	3577	5518	459.8
Opponents	12	852	1759	3664	5423	451.9



TEXAS TECH GAME-BY-GAME STATS

Date	Opponent	Rushing				Receiving				Passing				Kick Returns			Punt Returns			tot				
		no.	yds	td	lg	no.	yds	td	lg	cmp	att	int	yds	td	lg	no.	yds	td	lg		no.	yds	td	lg
08/31/2024	Abilene Christian	32	161	1	21	30	378	5	36	30	42	0	378	5	36	5	200	0	74	0	0	0	0	539
09/07/2024	at Washington St.	27	148	0	22	35	343	2	42	35	60	2	343	2	42	3	28	0	17	2	20	0	12	491
09/14/2024	North Texas	37	232	4	37	24	354	4	70	24	34	1	354	4	70	0	0	0	0	2	-6	0	0	586
09/21/2024	Arizona St.	39	133	1	25	24	201	2	21	24	44	0	201	2	21	2	39	0	24	2	12	0	11	334
09/28/2024	Cincinnati	36	231	2	35	19	251	2	49	19	29	0	251	2	49	4	72	0	35	1	3	0	3	482
10/05/2024	at Arizona	29	117	3	32	17	214	0	57	17	29	0	214	0	57	0	0	0	0	0	0	0	0	331
10/19/2024	Baylor	35	149	1	31	34	306	4	32	34	50	1	306	4	32	4	30	0	18	1	0	0	0	455
10/26/2024	at TCU	50	180	3	13	23	258	1	44	23	38	0	258	1	44	5	99	0	24	0	0	0	0	438
11/02/2024	at Iowa St.	34	129	1	17	21	237	2	35	21	40	2	237	2	35	5	101	0	28	0	0	0	0	366
11/09/2024	Colorado	46	113	1	25	24	275	2	35	24	41	1	275	2	35	6	154	0	57	2	18	0	13	388
11/23/2024	at Oklahoma St.	39	139	3	40	37	401	4	34	37	53	1	401	4	34	5	130	0	45	0	0	0	0	540
11/30/2024	West Virginia	33	209	4	37	28	359	2	41	28	42	1	359	2	41	3	33	0	18	1	20	0	20	568
Texas Tech		437	1941	24	40	316	3577	30	70	316	502	9	3577	30	70	42	886	0	74	11	67	0	20	5518
Opponents		398	1759	26	68	293	3664	26	84	293	454	14	3664	26	84	19	303	0	29	13	164	0	73	5423

Texas Tech Averages

Games	Avg/ rush	Avg/ catch	Pass effc	KR avg	PR avg	All purpose avg/game	Total offense avg/game
12	4.4	11.3	138.9	21.1	6.1	549.8	459.8

Date	Opponent	Tackles			Sacks	Fumble		Pass Defense			blkd	PAT attempts			off			
		ua	a	total		tfl-yds	no-yds	ff	fr-yds	int-yds		qbh	brup	kick	kick	rush	rcv	saf
08/31/2024	Abilene Christian	47	30	77	7.0-25	0-0	2	1-0	0-0	2	4	0	5-5	1	0	0	8	52
09/07/2024	at Washington St.	47	8	55	6.0-22	1-15	1	0-0	1-0	4	0	0	1-1	0	0	0	0	16
09/14/2024	North Texas	38	28	66	5.0-15	1-3	0	0-0	3-46	3	1	0	9-9	0	0	0	21	66
09/21/2024	Arizona St.	25	44	69	2.0-5	1-3	0	0-0	1-0	3	4	1	3-3	0	0	0	7	30
09/28/2024	Cincinnati	40	38	78	6.0-15	1-2	2	1-0	1-51	3	1	0	5-5	0	0	0	14	44
10/05/2024	at Arizona	34	48	82	4.0-27	2-24	1	1-0	2-20	4	3	0	2-2	1	0	0	18	28
10/19/2024	Baylor	39	20	59	0.0-0	0-0	0	0-0	0-0	1	4	0	3-3	0	1	0	0	35
10/26/2024	at TCU	26	32	58	7.0-24	3-17	1	1-0	2-0	1	3	0	4-4	0	0	0	7	34
11/02/2024	at Iowa St.	35	42	77	6.0-18	2-6	1	1-0	1-0	4	3	0	2-2	0	0	0	0	23
11/09/2024	Colorado	43	16	59	7.0-32	3-21	0	0-0	0-0	7	1	0	3-3	0	0	0	0	27
11/23/2024	at Oklahoma St.	40	22	62	4.0-15	1-10	0	1-0	1-9	2	2	1	8-8	0	0	0	7	56
11/30/2024	West Virginia	46	32	78	7.0-41	4-35	1	1-0	2-0	3	1	0	5-5	1	0	0	8	52
Texas Tech		460	360	820	61.0-239	19-136	9	7-0	14-126	37	27	2	50-50	3	1	0	90	463
Opponents		535	336	871	69.0-290	24-183	9	10-22	9-88	47	46	0	45-48	0	0	0	62	414

Date	Opponent	Punting									Field Goals			Kickoffs				
		no.	yds	avg	long	blkd	tb	fc	50+	i20	md-att	long	blkd	no.	yds	avg	tb	ob
08/31/2024	Abilene Christian	1	45	45.0	45	0	0	1	0	1	3-3	41	0	9	584	64.9	6	0
09/07/2024	at Washington St.	3	128	42.7	59	0	0	1	1	0	1-1	37	0	3	195	65.0	3	0
09/14/2024	North Texas	4	182	45.5	52	0	0	0	2	2	1-1	25	0	11	719	65.4	9	0
09/21/2024	Arizona St.	5	210	42.0	49	0	1	2	0	1	3-3	40	0	7	432	61.7	5	0
09/28/2024	Cincinnati	1	37	37.0	37	0	0	1	0	1	3-3	45	0	9	580	64.4	7	0
10/05/2024	at Arizona	7	295	42.1	47	0	0	3	0	2	2-2	41	0	5	324	64.8	4	0
10/19/2024	Baylor	5	202	40.4	47	0	0	2	0	2	0-0	0	0	6	292	48.7	2	2
10/26/2024	at TCU	5	212	42.4	52	0	1	2	1	4	2-3	38	0	7	411	58.7	4	0
11/02/2024	at Iowa St.	5	196	39.2	45	0	0	4	0	1	1-1	44	0	5	314	62.8	3	0
11/09/2024	Colorado	3	131	43.7	45	0	0	3	0	1	2-3	53	0	6	324	54.0	2	0
11/23/2024	at Oklahoma St.	4	169	42.3	51	0	0	2	1	2	0-0	0	0	9	510	56.7	5	1
11/30/2024	West Virginia	0	0	0.0	0	0	0	0	0	0	3-3	32	0	10	598	59.8	5	0
Texas Tech		43	1807	42.0	59	0	2	21	5	17	21-23	53	0	87	5283	60.7	55	3
Opponents		45	1878	41.7	63	0	4	18	7	12	17-24	52	0	79	4593	58.1	29	4



OPPONENTS GAME-BY-GAME STATS

Date	Opponent	Rushing				Receiving				Passing				Kick Returns				Punt Returns				tot off
		no.	yds	td	lg	no.	yds	td	lg	cmp-att-int	yds	td	lg	no.	yds	td	lg	no.	yds	td	lg	
08/31/2024	Abilene Christian	35	109	4	13	36	506	3	71	36-51-0	506	3	71	2	45	0	27	0	0	0	0	615
09/07/2024	at Washington St.	46	301	4	68	9	115	1	39	9-19-1	115	1	39	0	0	0	0	1	4	0	4	416
09/14/2024	North Texas	33	135	1	21	17	218	2	75	17-31-3	218	2	75	2	43	0	23	3	47	0	20	353
09/21/2024	Arizona St.	30	94	3	11	22	282	0	66	22-38-1	282	0	66	2	26	0	14	0	0	0	0	376
09/28/2024	Cincinnati	33	129	1	36	31	426	4	71	31-45-1	426	4	71	2	47	0	29	0	0	0	0	555
10/05/2024	at Arizona	30	121	1	20	28	301	0	40	28-49-2	301	0	40	1	13	0	13	2	16	0	15	422
10/19/2024	Baylor	33	255	3	44	21	274	5	35	21-32-0	274	5	35	1	18	0	18	2	74	0	73	529
10/26/2024	at TCU	27	117	2	35	21	344	3	84	21-32-2	344	3	84	1	22	0	22	2	6	0	6	461
11/02/2024	at Iowa St.	38	133	0	26	22	299	2	44	22-38-1	299	2	44	0	0	0	0	1	13	0	13	432
11/09/2024	Colorado	27	60	1	13	30	291	3	24	30-43-0	291	3	24	3	47	0	27	0	0	0	0	351
11/23/2024	at Oklahoma St.	31	165	5	68	27	343	2	35	27-36-1	343	2	35	3	27	0	16	2	4	0	6	508
11/30/2024	West Virginia	35	140	1	27	29	265	1	30	29-40-2	265	1	30	2	15	0	10	0	0	0	0	405
Opponents		398	1759	26	68	293	3664	26	84	293-454-14	3664	26	84	19	303	0	29	13	164	0	73	5423
Texas Tech		437	1941	24	40	316	3577	30	70	316-502-9	3577	30	70	42	886	0	74	11	67	0	20	5518

Opponents Averages

Games	Avg/ rush	Avg/ catch	Pass effic	KR avg	PR avg	All purpose avg/game	Total offense avg/game
12	4.4	12.5	145.1	15.9	12.6	498.2	451.9

Date	Opponent	Tackles			Sacks no-yds	Fumble		Pass Defense			blkd kick	PAT attempts			off					
		ua	a total	tfl-yds		ff	fr-yds	int-yds	qbh	brup		kick	rush	rcv	saf	t/o	pts			
08/31/2024	Abilene Christian	43	32	75	4.0-19	1-8	0	0-0	0-0	2	3	0	6-6	0	0	0	0	0	0	51
09/07/2024	at Washington St.	49	26	75	7.0-24	1-6	1	2-16	2-22	13	4	0	4-5	0	0	0	13	37		
09/14/2024	North Texas	40	30	70	9.0-25	1-11	1	0-0	1-23	1	3	0	3-3	0	0	0	7	21		
09/21/2024	Arizona St.	44	32	76	4.0-26	2-19	0	0-0	0-0	7	7	0	1-2	0	0	0	0	22		
09/28/2024	Cincinnati	45	14	59	7.0-17	0-0	1	1-0	0-0	2	2	0	5-5	0	0	0	3	41		
10/05/2024	at Arizona	22	36	58	4.0-30	2-25	2	2-0	0-0	1	4	0	1-1	0	0	0	6	22		
10/19/2024	Baylor	51	26	77	6.0-22	2-14	0	1-0	1-9	1	5	0	8-8	0	0	0	10	59		
10/26/2024	at TCU	53	28	81	2.0-7	2-7	1	2-0	0-0	2	2	0	5-5	0	0	0	0	35		
11/02/2024	at Iowa St.	28	36	64	5.0-20	3-16	1	0-0	2-2	6	6	0	1-1	0	0	0	7	22		
11/09/2024	Colorado	59	26	85	11.0-63	7-56	2	2-6	1-12	3	4	0	5-5	0	0	0	3	41		
11/23/2024	at Oklahoma St.	58	24	82	6.0-27	3-21	0	0-0	1-20	6	4	0	6-7	0	0	0	7	48		
11/30/2024	West Virginia	43	26	69	4.0-10	0-0	0	0-0	1-0	3	2	0	0-0	0	0	0	6	15		
Opponents		535	336	871	69.0-290	24-183	9	10-22	9-88	47	46	0	45-48	0	0	0	62	414		
Texas Tech		460	360	820	61.0-239	19-136	9	7-0	14-126	37	27	2	50-50	3	1	0	90	463		

Date	Opponent	Punting										Field Goals			Kickoffs			
		no.	yds	avg	long	blkd	tb	fc	50+	i20	md-att	long	blkd	no.	yds	avg	tb	ob
08/31/2024	Abilene Christian	2	79	39.5	45	0	0	2	0	0	1-1	21	0	8	477	59.6	2	0
09/07/2024	at Washington St.	5	211	42.2	52	0	0	2	1	3	1-2	25	0	7	348	49.7	3	0
09/14/2024	North Texas	6	257	42.8	48	0	0	2	0	1	0-1	0	0	4	260	65.0	4	0
09/21/2024	Arizona St.	3	130	43.3	51	0	0	1	1	0	1-1	34	0	4	241	60.3	0	2
09/28/2024	Cincinnati	1	43	43.0	43	0	0	0	0	0	2-4	37	0	8	487	60.9	4	0
10/05/2024	at Arizona	3	130	43.3	45	0	0	3	0	0	5-6	52	0	6	390	65.0	6	0
10/19/2024	Baylor	4	196	49.0	63	0	2	0	1	2	1-1	31	0	10	623	62.3	5	1
10/26/2024	at TCU	4	138	34.5	44	0	0	3	0	0	0-0	0	0	6	367	61.2	0	1
11/02/2024	at Iowa St.	3	124	41.3	49	0	0	2	0	1	3-4	49	0	6	344	57.3	1	0
11/09/2024	Colorado	8	308	38.5	51	0	0	2	3	3	2-2	33	0	8	410	51.3	1	0
11/23/2024	at Oklahoma St.	4	166	41.5	50	0	1	3	1	2	0-1	0	0	8	423	52.9	2	0
11/30/2024	West Virginia	2	96	48.0	52	0	1	0	1	0	1-1	52	0	4	223	55.8	1	0
Opponents		45	1878	41.7	63	0	4	18	7	12	17-24	52	0	79	4593	58.1	29	4
Texas Tech		43	1807	42.0	59	0	2	21	5	17	21-23	53	0	87	5283	60.7	55	3



GAME-BY-GAME INDIVIDUAL STATS | OFFENSE

PASSING

#2 Behren Morton	Comp	Att	Int	Pct	Yards	TD	Long	Sacked	Effic.
Abilene Christian	30	42	0	71.4	378	5	36	1-8	186.3
Washington St.	34	58	2	58.6	323	1	42	1-6	104.2
North Texas	15	19	0	78.9	273	4	70	1-11	269.1
Arizona St.	24	44	0	54.5	201	2	21	2-19	107.9
Cincinnati	19	29	0	65.5	251	2	49	0-0	161.0
Arizona	17	29	0	58.6	214	0	57	2-25	120.6
Baylor	33	49	1	67.3	286	3	32	2-14	132.5
TCU	13	22	0	59.1	137	0	44	1-5	111.4
Iowa St.	21	40	2	52.5	237	2	35	3-19	108.8
Colorado	24	40	1	60.0	275	2	35	7-56	129.3
Oklahoma St.	37	53	1	69.8	401	4	34	3-21	154.5
West Virginia	28	41	1	68.3	359	2	41	0-0	153.1
Totals	295	466	8	63.3	3335	27	70	23-184	139.1

#8 Coy Eakin	Comp	Att	Int	Pct	Yards	TD	Long	Sacked	Effic.
Washington St.	1	1	0	100.0	20	1	20	0-0	598.0
TCU	0	1	0	0.0	0	0	0	0-0	0.0
Totals	1	2	0	50.0	20	1	20	0-0	299.0

#12 Jalin Conyers	Comp	Att	Int	Pct	Yards	TD	Long	Sacked	Effic.
Baylor	1	1	0	100.0	20	1	20	0-0	598.0
Totals	1	1	0	100.0	20	1	20	0-0	598.0

#15 Will Hammond	Comp	Att	Int	Pct	Yards	TD	Long	Sacked	Effic.
North Texas	5	7	0	71.4	70	0	32	0-0	155.4
TCU	10	15	0	66.7	121	1	36	1-2	156.4
West Virginia	0	1	0	0.0	0	0	0	0-0	0.0
Totals	15	23	0	65.2	191	1	36	1-2	149.3

Rushing

Player	No-Yds/TD	ACU	WSU	UNT	ASU	UC	UA	Baylor	TCU	IowaSt	CU	OSU	WVU
Tahj Brooks	286-1505/17	27-153/1	DNP	17-109/1	27-117/0	32-172/2	21-128/3	25-125/1	30-121/1	25-122/1	31-137/1	28-133/3	23-188/3
Behren Morton	55--22/1	2--5/0	4-7/0	2--1/1	3--15/0	3-46/0	4--23/0	6-3/0	3--3/0	8-6/0	11--36/0	8-3/0	1--4/0
Cameron Dickey	26-151/1	1-5/0	7-25/0	10-75/1	3-24/0	-	1-1/0	4-21/0	-	-	-	-	DNP
J'Koby Williams	26-113/1	DNP	DNP	4-27/1	2-7/0	DNP	-	-	8-42/0	1-1/0	4-12/0	2-4/0	5-20/0
Will Hammond	12-35/2	DNP	DNP	2-11/0	DNP	DNP	DNP	DNP	8-16/1	DNP	DNP	DNP	2-8/1
Cam'Ron Valdez	9-40/0	1-6/0	8-34/0	DNP	DNP	DNP	DNP	DNP	DNP	DNP	DNP	DNP	DNP
Cameran Brown	8-83/0	1-2/0	5-70/0	2-11/0	-	-	-	DNP	DNP	DNP	-	-	DNP
Jalin Conyers	6-25/1	-	3-12/0	-	1-3/1	1-13/0	-	-	-	-	-	-	1--3/0
Drae McCray	1-13/0	-	-	-	-	-	1-13/0	-	DNP	DNP	DNP	-	-
Reese Burkhardt	1-4/1	-	-	-	-	-	-	-	1-4/1	-	-	DNP	-

Receiving

Player	No-Yds/TD	ACU	WSU	UNT	ASU	UC	UA	Baylor	TCU	IowaSt	CU	OSU	WVU
Josh Kelly	89-1023/5	10-156/1	9-95/0	2-36/1	10-89/1	8-111/0	5-27/0	9-76/0	7-19/0	8-127/2	8-106/0	4-31/0	9-150/0
Caleb Douglas	55-762/6	4-42/1	4-71/0	2-24/0	5-63/0	1-4/0	5-116/0	9-99/3	9-140/0	5-35/0	3-16/0	5-102/1	3-50/1
Coy Eakin	45-605/6	5-76/2	5-54/0	1-70/1	3-29/0	3-78/2	2-12/0	3-20/0	4-56/1	2-32/0	4-40/0	7-90/0	6-48/0
Jalin Conyers	29-308/5	5-63/1	2-6/0	4-36/1	-	1-3/0	2-14/0	-	1-25/0	-	3-50/2	7-74/1	4-37/0
Tahj Brooks	28-199/1	3-14/0	DNP	-	2-3/0	-	1--2/0	4-22/0	1-1/0	2-10/0	4-51/0	9-65/1	2-35/0
Mason Tharp	12-94/2	1-9/0	1--1/0	-	1-12/0	1-16/0	1-9/0	-	1-9/0	2-18/0	-	2-13/1	2-9/1
Drae McCray	12-74/0	-	3-18/0	2-12/0	1-0/0	5-39/0	-	1-5/0	DNP	DNP	DNP	-	-
Jordan Brown	11-140/0	1-11/0	3-41/0	3-49/0	-	-	-	2-11/0	-	1-13/0	1-7/0	-	-
John Carlos Miller II	9-126/3	1-7/0	1-20/1	2-55/1	1-5/1	-	-	1-13/0	-	-	1-5/0	2-21/0	-
Micah Hudson	8-123/0	-	1-4/0	3-43/0	1-0/0	-	1-38/0	2-38/0	-	DNP	DNP	DNP	DNP
Cameron Dickey	8-42/1	-	5-34/1	2-8/0	-	-	-	1-0/0	-	-	-	-	DNP
J'Koby Williams	6-64/1	DNP	DNP	1-10/0	-	DNP	-	2-22/1	-	1-2/0	-	-	2-30/0
Brady Boyd	1-7/0	DNP	-	1-7/0	-	-	-	-	-	DNP	-	-	-
Kelby Valsin	1-5/0	-	-	-	-	-	-	-	-	DNP	-	1-5/0	-
Tyson Turner	1-4/0	DNP	-	1-4/0	DNP	DNP	DNP	DNP	DNP	DNP	DNP	-	-
Cam'Ron Valdez	1-1/0	-	1-1/0	DNP	DNP	DNP	DNP	DNP	DNP	DNP	DNP	DNP	DNP



DEFENSIVE STATISTICS

Team Defense

#	Player	gp	Tackles				tfl/yds	Sacks no-yds	Pass defense			Fumbles		blkd	
			ua	a	tot				int-yds	brup	qbh	fr-yds	ff	kick	saf
10	Jacob Rodriguez	12	72	46	118	9.5-61	5-42	1-9	4	5	2-0	3	.	.	
13	Ben Roberts	12	37	41	78	4.5-11	.	.	.	5	.	3	.	.	
9	CJ Baskerville	12	45	23	68	2.5-4	.	4-0	3	
4	Maurion Horn	12	31	23	54	3-6	.	.	5	1	
25	Chapman Lewis	10	25	16	41	1-2	.	3-0	3	.	1-0	.	.	.	
7	Brenden Jordan	12	16	17	33	1.5-8	0.5-4	.	1	.	2-0	.	.	.	
0	Bralyn Lux	9	29	3	32	.	.	1-44	3	
1	AJ McCarty	12	20	11	31	6-13	0.5-2	2-51	2	
17	Isaac Smith	11	13	15	28	2-18	1-15	.	.	1	
35	Miquel Dingle Jr	12	14	14	28	1.5-4	0.5-2	.	.	2	
6	John Curry	12	15	13	28	0.5-1	.	1-0	.	1	
5	Quincy Ledet	11	7	15	22	2.5-5	.	1-20	.	4	
95	Trevon McAlpine	11	12	9	21	2-13	1.5-10	1	.	
12	Marquez Stevenson	11	12	9	21	.	.	.	2	.	.	1	.	.	
22	Devynn Cromwell	9	9	11	20	
51	Jayden Cofield	12	9	10	19	3.5-13	2-11	.	.	1	
11	Charles Esters III	8	5	13	18	2-7	0.5-3	.	1	3	
3	Bryce Ramirez	7	12	5	17	0.5-1	.	1-2	.	1	
8	E'Maurion Banks	7	9	7	16	3-9	.	.	.	1	.	.	1	.	
94	Braylon Rigsby	11	5	11	16	3-4	.	.	.	2	
52	De'Braylon Carroll	11	4	11	15	3-7	.	.	.	3	1-0	.	.	.	
21	Jordan Sanford	12	9	5	14	
33	Harvey Dyson III	8	9	3	12	3-13	2-10	.	2	5	1-0	1	.	.	
88	Amier Washington	11	5	4	9	0.5-1	0.5-1	.	.	2	
45	Terrell Tilmon	10	6	2	8	3.5-25	3.5-25	1	.	.	
90	Ansel Nedore	8	3	3	6	
38	Reese Burkhardt	11	1	3	4	
2	Jalon Peoples	4	4	.	4	.	.	.	1	
36	Justin Horne	10	1	3	4	0.5-1	0.5-1	
31	Joseph Plunk	11	3	.	3	
91	James Hansen	9	3	.	3	1-10	1-10	
99	Sam Carrell	5	1	2	3	1-2	
34	Trent Low	12	1	2	3	
42	Marcus Ramon-Edwards	4	2	1	3	
29	Chief Collins	12	1	1	2	
30	Jackson Knotts	12	.	2	2	
26	Sammy Morris IV	12	1	1	2	
40	Wesley Smith	12	.	2	2	
48	Gage Elder	4	1	.	1	
80	Mason Tharp	12	1	.	1	
14	Drew Hocutt	12	.	1	1	
18	Johncarlos Miller II	12	1	.	1	
10	Drae McCray	9	1	.	1	
5	Caleb Douglas	12	1	.	1	
58	Tanner Allen	1	1	.	1	
8	Coy Eakin	12	1	.	1	
89	Jason Llewellyn	11	.	1	1	
24	Malik Esquerra	1	1	.	1	
28	Peyton Morgan	1	1	.	1	
33	Cameron Dickey	11	.	1	1	
Totals		12	460	360	820	61-239	19-136	14-126	27	37	7-0	9	2	0	
Opponents		12	535	336	871	69-290	24-183	9-88	46	47	10-22	9	0	0	



GAME-BY-GAME INDIVIDUAL STATS | DEFENSE

Total Tackles

Player	S-A	Total	ACU	WSU	UNT	ASU	UC	UA	Baylor	TCU	IowaSt	CU	OSU	WVU
Jacob Rodriguez	72-46	118	9-4	7-0	1-0	2-7	7-4	5-8	7-5	1-4	9-4	13-4	7-5	4-1
Ben Roberts	37-41	78	4-3	7-0	3-0	2-9	4-8	2-3	3-3	3-4	2-5	2-0	3-4	2-2
CJ Baskerville	45-23	68	7-2	4-1	2-0	1-2	3-6	3-4	4-1	2-2	3-3	3-0	7-0	6-2
Maurion Horn	31-23	54	6-5	-	1-0	2-2	3-2	6-4	4-1	0-1	3-5	1-0	2-1	3-2
Chapman Lewis	25-16	41	1-1	2-0	4-0	4-3	0-2	DNP	DNP	3-4	4-3	2-0	2-1	3-2
Brenden Jordan	16-17	33	3-0	0-1	0-1	1-3	4-1	0-2	3-0	1-3	1-2	0-1	0-1	3-2
Bralyn Lux	29-3	32	DNP	1-0	2-0	DNP	DNP	4-1	3-0	5-0	3-1	3-0	4-0	4-1
AJ McCarty	20-11	31	2-3	1-0	2-0	2-2	2-1	0-1	1-0	2-1	1-0	2-2	4-0	1-1
John Curry	15-13	28	0-1	2-0	3-2	2-2	1-1	1-0	-	2-1	-	1-0	1-1	2-5
Miquel Dingle Jr	14-14	28	1-0	1-1	1-3	2-1	-	1-0	1-2	-	1-1	3-0	-	3-6
Isaac Smith	13-15	28	2-2	2-1	2-2	0-1	1-1	DNP	1-0	1-2	3-4	1-0	0-2	-
Quincy Ledet	7-15	22	0-2	2-1	0-2	0-2	1-3	-	1-1	0-1	0-2	2-1	1-0	DNP
Marquez Stevenson	12-9	21	0-1	DNP	3-1	1-2	2-3	2-0	-	2-1	-	1-0	0-1	1-0
Trevon McAlpine	12-9	21	2-0	2-1	1-1	DNP	-	1-0	2-0	0-1	1-4	1-2	-	2-0
Devynn Cromwell	9-11	20	0-1	-	1-0	-	DNP	4-5	3-5	1-0	DNP	-	-	DNP
Jayden Cofield	9-10	19	1-0	3-0	0-4	0-1	1-1	0-1	1-1	-	1-2	-	-	2-0
Charles Esters III	5-13	18	DNP	DNP	DNP	DNP	-	0-3	0-1	1-2	2-2	2-3	0-1	0-1
Bryce Ramirez	12-5	17	1-0	1-0	4-1	2-1	1-1	2-2	1-0	DNP	DNP	DNP	DNP	DNP
E'Maurion Banks	9-7	16	2-1	4-1	1-2	1-0	1-1	0-2	-	DNP	DNP	DNP	DNP	DNP
Braylon Rigsby	5-11	16	-	2-0	0-1	-	0-1	0-1	DNP	-	0-3	2-1	1-3	0-1
De'Braylon Carroll	4-11	15	-	-	0-1	-	4-2	0-4	-	0-2	-	0-2	-	DNP
Jordan Sanford	9-5	14	-	3-1	3-0	-	3-0	0-2	-	-	-	-	-	0-2
Harvey Dyson III	9-3	12	2-0	DNP	DNP	1-0	1-0	0-2	2-0	1-0	1-1	1-0	DNP	DNP
Amier Washington	5-4	9	-	-	-	2-2	-	DNP	-	1-0	-	-	1-1	1-1
Terrell Tilmon	6-2	8	DNP	DNP	-	-	-	1-0	-	0-1	-	-	2-0	3-1
Ansel Nedore	3-3	6	0-1	-	1-0	-	DNP	0-2	DNP	DNP	DNP	1-0	1-0	-
Jalon Peoples	4-0	4	4-0	-	-	-	DNP	DNP	DNP	DNP	DNP	DNP	DNP	DNP
Justin Horne	1-3	4	-	-	0-2	-	-	-	-	0-1	-	1-0	DNP	DNP
Reese Burkhardt	1-3	4	0-2	-	-	-	-	-	-	0-1	-	1-0	DNP	-
Joseph Plunk	3-0	3	-	-	2-0	-	1-0	DNP	-	-	-	-	-	-
James Hansen	3-0	3	-	-	-	DNP	DNP	-	-	-	-	DNP	1-0	2-0
Marcus Ramon-Edwards	2-1	3	DNP	DNP	-	-	DNP	-	DNP	DNP	DNP	DNP	DNP	2-1
Trent Low	1-2	3	-	-	0-1	-	-	-	-	-	-	-	1-1	-
Sam Carrell	1-2	3	-	1-0	0-1	-	DNP	DNP	DNP	DNP	DNP	DNP	DNP	0-1
Sammy Morris IV	1-1	2	-	-	-	0-1	-	1-0	-	-	-	-	-	-
Chief Collins	1-1	2	-	-	-	0-1	-	1-0	-	-	-	-	-	-
Jackson Knotts	0-2	2	-	-	0-2	-	-	-	-	-	-	-	-	-
Wesley Smith	0-2	2	-	-	-	0-2	-	-	-	-	-	-	-	-
Caleb Douglas	1-0	1	-	1-0	-	-	-	-	-	-	-	-	-	-
Coy Eakin	1-0	1	-	-	-	-	-	-	1-0	-	-	-	-	-
Drae McCray	1-0	1	-	1-0	-	-	-	-	-	DNP	DNP	DNP	-	-
Johncarlos Miller II	1-0	1	-	-	-	-	-	-	1-0	-	-	-	-	-
Malik Esquerra	1-0	1	DNP	DNP	DNP	DNP	DNP	DNP	DNP	DNP	DNP	DNP	DNP	1-0
Peyton Morgan	1-0	1	DNP	DNP	DNP	DNP	DNP	DNP	DNP	DNP	DNP	DNP	1-0	DNP
Gage Elder	1-0	1	DNP	DNP	1-0	DNP	DNP	DNP	DNP	DNP	-	DNP	-	-
Tanner Allen	1-0	1	DNP	DNP	DNP	DNP	DNP	DNP	DNP	DNP	DNP	DNP	DNP	1-0
Mason Tharp	1-0	1	-	-	-	-	-	-	-	-	-	-	1-0	-
Drew Hocutt	0-1	1	0-1	-	-	-	-	-	-	-	-	-	-	-
Cameron Dickey	0-1	1	-	-	-	-	-	0-1	-	-	-	-	-	DNP
Jason Llewellyn	0-1	1	-	-	0-1	-	DNP	-	-	-	-	-	-	-

GAME-BY-GAME INDIVIDUAL STATS | DEFENSE

TACKLES FOR LOSS

Player	UA-A	Total	ACU	WSU	UNT	ASU	UC	UA	Baylor	TCU	IowaSt	CU	OSU	WVU
Jacob Rodriguez	8-3	9.5	2.0-13	-	-	1.0-2	0.5-2	1.0-16	-	-	2.5-7	1.5-11	-	1.0-10
AJ McCarty	4-4	6.0	-	-	1.0-3	0.5-2	1.0-1	-	-	0.5-1	-	1.0-4	1.0-1	1.0-1
Ben Roberts	3-3	4.5	1.0-2	1.0-2	-	-	2.0-5	-	-	-	0.5-2	-	-	-
Terrell Tilmon	3-1	3.5	DNP	DNP	-	-	-	1.0-8	-	0.5-1	-	-	-	2.0-16
Jayden Cofield	3-1	3.5	1.0-2	-	-	-	1.0-2	-	-	-	0.5-0	-	-	1.0-9
Maurion Horn	3-0	3.0	1.0-2	-	-	-	-	1.0-1	-	-	-	-	-	1.0-3
Harvey Dyson III	3-0	3.0	1.0-3	DNP	DNP	-	-	-	-	1.0-7	-	1.0-3	DNP	DNP
Braylon Rigsby	3-0	3.0	-	1.0-1	-	-	-	-	DNP	-	-	1.0-2	1.0-1	-
E'Maurion Banks	2-2	3.0	0.5-2	1.0-1	1.5-6	-	-	-	-	DNP	DNP	DNP	DNP	DNP
De'Braylon Carroll	1-4	3.0	-	-	0.5-1	-	1.5-5	0.5-1	-	0.5-0	-	-	-	DNP
Quincy Ledet	2-1	2.5	-	-	-	-	-	-	-	0.5-1	-	1.0-1	1.0-3	DNP
CJ Baskerville	2-1	2.5	-	1.0-1	-	-	-	-	-	1.5-3	-	-	-	-
Charles Esters III	1-2	2.0	DNP	DNP	DNP	DNP	-	-	-	0.5-3	1.5-4	-	-	-
Isaac Smith	1-2	2.0	0.5-1	1.0-15	-	-	-	DNP	-	-	0.5-2	-	-	-
Trevon McAlpine	1-2	2.0	-	-	-	DNP	-	-	-	0.5-2	0.5-3	1.0-8	-	-
Miquel Dingle Jr	1-1	1.5	-	-	1.5-4	-	-	-	-	-	-	-	-	-
Brenden Jordan	0-3	1.5	-	-	-	-	-	-	-	1.0-5	-	0.5-3	-	-
James Hansen	1-0	1.0	-	-	-	DNP	DNP	-	-	-	-	DNP	1.0-10	-
Sam Carrell	1-0	1.0	-	1.0-2	-	-	DNP	DNP	DNP	DNP	DNP	DNP	DNP	-
Chapman Lewis	0-2	1.0	-	-	-	-	-	DNP	DNP	0.5-1	-	-	-	0.5-1
Bryce Ramirez	0-1	0.5	-	-	-	-	-	0.5-1	-	DNP	DNP	DNP	DNP	DNP
John Curry	0-1	0.5	-	-	-	-	-	-	-	-	-	-	-	0.5-1
Justin Horne	0-1	0.5	-	-	0.5-1	-	-	-	-	-	-	-	DNP	DNP
Amier Washington	0-1	0.5	-	-	-	0.5-1	-	DNP	-	-	-	-	-	-

SACKS

Player	UA-A	Total	ACU	WSU	UNT	ASU	UC	UA	Baylor	TCU	IowaSt	CU	OSU	WVU
Jacob Rodriguez	5-0	5	-	-	-	-	-	1-16	-	-	2-6	1-10	-	1-10
Terrell Tilmon	3-1	3.5	DNP	DNP	-	-	-	1-8	-	0.5-1	-	-	-	2-16
Harvey Dyson III	2-0	2	-	DNP	DNP	-	-	-	-	1-7	-	1-3	DNP	DNP
Jayden Cofield	2-0	2	-	-	-	-	1-2	-	-	-	-	-	-	1-9
Trevon McAlpine	1-1	1.5	-	-	-	DNP	-	-	-	0.5-2	-	1-8	-	-
Isaac Smith	1-0	1	-	1-15	-	-	-	DNP	-	-	-	-	-	-
James Hansen	1-0	1	-	-	-	DNP	DNP	-	-	-	-	DNP	1-10	-
AJ McCarty	0-1	0.5	-	-	-	0.5-2	-	-	-	-	-	-	-	-
Brenden Jordan	0-1	0.5	-	-	-	-	-	-	-	0.5-4	-	-	-	-
Charles Esters III	0-1	0.5	DNP	DNP	DNP	DNP	-	-	-	0.5-3	-	-	-	-
Miquel Dingle Jr	0-1	0.5	-	-	0.5-2	-	-	-	-	-	-	-	-	-
Justin Horne	0-1	0.5	-	-	0.5-1	-	-	-	-	-	-	-	DNP	DNP
Amier Washington	0-1	0.5	-	-	-	0.5-1	-	DNP	-	-	-	-	-	-

Fumbles

Player	No-Lost	ACU	WSU	UNT	ASU	UC	UA	Baylor	TCU	IowaSt	CU	OSU	WVU
Behren Morton	4-1	-	1-1	-	-	-	-	-	-	1-0	2-0	-	-
Will Hammond	3-1	DNP	DNP	-	DNP	DNP	DNP	DNP	3-1	DNP	DNP	DNP	-
Josh Kelly	2-1	-	-	1-0	-	1-1	-	-	-	-	-	-	-
Drae McCray	2-1	-	-	-	-	-	-	2-1	DNP	DNP	DNP	-	-
J'Koby Williams	2-0	DNP	DNP	-	-	DNP	-	-	1-0	-	-	1-0	-
Tahj Brooks	2-2	-	DNP	-	-	-	2-2	-	-	-	-	-	-
Jordan Brown	1-1	-	-	-	-	-	-	-	1-1	-	-	-	-
JohnCarlos Miller II	1-1	-	1-1	-	-	-	-	-	-	-	-	-	-

Fumbles Forced

Player	Number	ACU	WSU	UNT	ASU	UC	UA	Baylor	TCU	IowaSt	CU	OSU	WVU
Jacob Rodriguez	3	1	-	-	-	-	1	-	-	1	-	-	-
Ben Roberts	3	1	1	-	-	1	-	-	-	-	-	-	-
Marquez Stevenson	1	-	DNP	-	-	1	-	-	-	-	-	-	-
Harvey Dyson III	1	-	DNP	DNP	-	-	-	-	1	-	-	DNP	DNP
Terrell Tilmon	1	DNP	DNP	-	-	-	-	-	-	-	-	-	1

Fumbles Recovered

Player	Number	ACU	WSU	UNT	ASU	UC	UA	Baylor	TCU	IowaSt	CU	OSU	WVU
Brenden Jordan	2	-	-	-	-	-	1	-	-	-	-	-	1
Jacob Rodriguez	2	-	-	-	-	1	-	-	-	-	-	1	-
Chapman Lewis	1	-	-	-	-	-	DNP	DNP	-	1	-	-	-
Harvey Dyson III	1	-	DNP	DNP	-	-	-	-	1	-	-	DNP	DNP
De'Braylon Carroll	1	1	-	-	-	-	-	-	-	-	-	-	DNP



TEXAS TECH GAME HIGHS

Texas Tech - Game Highs

RUSHES	50	at TCU (10/26/2024)
YARDS RUSHING	232	North Texas (09/14/2024)
YARDS PER RUSH	6.4	Cincinnati (09/28/2024)
TD RUSHES	4	West Virginia (11/30/2024)
	4	North Texas (09/14/2024)
PASS ATTEMPTS	60	at Washington St. (09/07/2024)
PASS COMPLETIONS	37	at Oklahoma St. (11/23/2024)
YARDS PASSING	401	at Oklahoma St. (11/23/2024)
YARDS PER PASS	10.4	North Texas (09/14/2024)
TD PASSES	5	Abilene Christian (08/31/2024)
TOTAL PLAYS	92	at Oklahoma St. (11/23/2024)
TOTAL OFFENSE	586	North Texas (09/14/2024)
YARDS PER PLAY	8.3	North Texas (09/14/2024)
POINTS	66	North Texas (09/14/2024)
SACKS BY	4	West Virginia (11/30/2024)
FIRST DOWNS	31	West Virginia (11/30/2024)
PENALTIES	11	Abilene Christian (08/31/2024)
PENALTY YARDS	103	at Oklahoma St. (11/23/2024)
TURNOVERS	4	at Washington St. (09/07/2024)
PUNTS	7	at Arizona (10/05/2024)
PUNTING AVG	45.5	North Texas (09/14/2024)
LONG PUNT	59	at Washington St. (09/07/2024)
PUNTS INSIDE 20	4	at TCU (10/26/2024)
LONG PUNT RETURN	20	West Virginia (11/30/2024)

Texas Tech - Individual Game Highs

RUSHES	32	Tahj Brooks vs Cincinnati (09/28/2024)
YARDS RUSHING	188	Tahj Brooks vs West Virginia (11/30/2024)
TD RUSHES	3	Tahj Brooks vs West Virginia (11/30/2024)
	3	Tahj Brooks at Oklahoma St. (11/23/2024)
	3	Tahj Brooks at Arizona (10/05/2024)
LONG RUSH	40	Tahj Brooks at Oklahoma St. (11/23/2024)
PASS ATTEMPTS	58	Behren Morton at Washington St. (09/07/2024)
PASS COMPLETIONS	37	Behren Morton at Oklahoma St. (11/23/2024)
YARDS PASSING	401	Behren Morton at Oklahoma St. (11/23/2024)
TD PASSES	5	Behren Morton vs Abilene Christian (08/31/2024)
LONG PASS	70	Behren Morton vs North Texas (09/14/2024)
RECEPTIONS	10	Josh Kelly vs Arizona St. (09/21/2024)
	10	Josh Kelly vs Abilene Christian (08/31/2024)
YARDS RECEIVING	156	Josh Kelly vs Abilene Christian (08/31/2024)
TD RECEPTIONS	3	Caleb Douglas vs Baylor (10/19/2024)
LONG RECEPTION	70	Coy Eakin vs North Texas (09/14/2024)
PUNTS	7	Jack Burgess at Arizona (10/05/2024)
PUNTING AVG	45.5	Jack Burgess vs North Texas (09/14/2024)
LONG PUNT	59	Jack Burgess at Washington St. (09/07/2024)
PUNTS INSIDE 20	4	Jack Burgess at TCU (10/26/2024)
LONG PUNT RETURN	20	Jordan Brown vs West Virginia (11/30/2024)
LONG KICKOFF RETURN	74	Drae McCray vs Abilene Christian (08/31/2024)
TACKLES	17	Jacob Rodriguez vs Colorado (11/09/2024)
SACKS	2	Terrell Tilmon vs West Virginia (11/30/2024)
	2	Jacob Rodriguez at Iowa St. (11/02/2024)
TACKLES FOR LOSS	2.5	Jacob Rodriguez at Iowa St. (11/02/2024)

OPPONENT GAME HIGHS**Opponent - Game Highs**

RUSHES	46	at Washington St. (09/07/2024)
YARDS RUSHING	301	at Washington St. (09/07/2024)
YARDS PER RUSH	7.7	Baylor (10/19/2024)
TD RUSHES	5	at Oklahoma St. (11/23/2024)
PASS ATTEMPTS	51	Abilene Christian (08/31/2024)
PASS COMPLETIONS	36	Abilene Christian (08/31/2024)
YARDS PASSING	506	Abilene Christian (08/31/2024)
YARDS PER PASS	10.8	at TCU (10/26/2024)
TD PASSES	5	Baylor (10/19/2024)
TOTAL PLAYS	86	Abilene Christian (08/31/2024)
TOTAL OFFENSE	615	Abilene Christian (08/31/2024)
YARDS PER PLAY	8.1	Baylor (10/19/2024)
POINTS	59	Baylor (10/19/2024)
SACKS BY	7	Colorado (11/09/2024)
FIRST DOWNS	32	at Oklahoma St. (11/23/2024)
PENALTIES	14	Colorado (11/09/2024)
PENALTY YARDS	106	Colorado (11/09/2024)
TURNOVERS	3	West Virginia (11/30/2024)
	3	at TCU (10/26/2024)
	3	at Arizona (10/05/2024)
	3	North Texas (09/14/2024)
PUNTS	8	Colorado (11/09/2024)
PUNTING AVG	49.0	Baylor (10/19/2024)
LONG PUNT	63	Baylor (10/19/2024)
PUNTS INSIDE 20	3	Colorado (11/09/2024)
	3	at Washington St. (09/07/2024)
LONG PUNT RETURN	73	Baylor (10/19/2024)

Opponent - Individual Game Highs

RUSHES	21	John Mateer at Washington St. (09/07/2024)
YARDS RUSHING	197	John Mateer at Washington St. (09/07/2024)
TD RUSHES	3	Ollie Gordon II at Oklahoma St. (11/23/2024)
	3	Isaiah Johnson vs Abilene Christian (08/31/2024)
LONG RUSH	68	Ollie Gordon II at Oklahoma St. (11/23/2024)
	68	John Mateer at Washington St. (09/07/2024)
PASS ATTEMPTS	51	Maverick McIvor vs Abilene Christian (08/31/2024)
PASS COMPLETIONS	36	Maverick McIvor vs Abilene Christian (08/31/2024)
YARDS PASSING	506	Maverick McIvor vs Abilene Christian (08/31/2024)
TD PASSES	5	Sawyer Robertson vs Baylor (10/19/2024)
LONG PASS	84	Josh Hoover at TCU (10/26/2024)
RECEPTIONS	10	Brennan Presley at Oklahoma St. (11/23/2024)
	10	Jayden Higgins at Iowa St. (11/02/2024)
YARDS RECEIVING	161	Tetairoa McMillan at Arizona (10/05/2024)
TD RECEPTIONS	3	Josh Cameron vs Baylor (10/19/2024)
LONG RECEPTION	84	Eric McAlister at TCU (10/26/2024)
FIELD GOALS	5	Tyler Loop at Arizona (10/05/2024)
LONG FIELD GOALS	52	Michael Hayes II vs West Virginia (11/30/2024)
	52	Tyler Loop at Arizona (10/05/2024)
PUNTS	8	Mark Vassett vs Colorado (11/09/2024)
PUNTING AVG	49.0	Palmer Williams vs Baylor (10/19/2024)
LONG PUNT	63	Palmer Williams vs Baylor (10/19/2024)
PUNTS INSIDE 20	3	Mark Vassett vs Colorado (11/09/2024)
	3	Dean Janikowski at Washington St. (09/07/2024)
LONG PUNT RETURN	73	Josh Cameron vs Baylor (10/19/2024)
LONG KICKOFF RETURN	29	Logan Wilson vs Cincinnati (09/28/2024)
TACKLES	12	Will Shaffer vs Abilene Christian (08/31/2024)
SACKS	2	Arden Walker vs Colorado (11/09/2024)
	2	B.J. Green vs Colorado (11/09/2024)
TACKLES FOR LOSS	3	Amari McNeill vs Colorado (11/09/2024)
	3	Steve Linton vs Baylor (10/19/2024)

GAME PARTICIPATION

##	Player	GP-GS	ACU	WSU	UNT	ASU	UC	UA	Baylor	TCU	IowaSt	CU	OSU	WVU
0	Bralyn Lux	9/9	...	START	START	START	START	START	START	START	START	START
0	Cam'Ron Valdez	2/0	XXX	XXX
1	AJ McCarty	12/11	START	START	START	START	START	START	START	START	XXX	START	START	START
1	Micah Hudson	8/1	XXX	START	XXX	XXX	XXX	XXX	XXX	XXX
2	Behren Morton	12/12	START	START	START	START	START	START	START	START	START	START	START	START
2	Jalon Peoples	4/1	START	XXX	XXX	XXX
3	Josh Kelly	12/12	START	START	START	START	START	START	START	START	START	START	START	START
3	Bryce Ramirez	7/0	XXX	XXX	XXX	XXX	XXX	XXX	XXX
4	Jordan Brown	12/1	XXX	XXX	XXX	XXX	XXX	XXX	XXX	START	XXX	XXX	XXX	XXX
4	Maurion Horn	12/12	START	START	START	START	START	START	START	START	START	START	START	START
5	Quincy Ledet	11/8	START	XXX	XXX	START	START	START	XXX	START	START	START	START	...
5	Caleb Douglas	12/12	START	START	START	START	START	START	START	START	START	START	START	START
6	John Curry	12/0	XXX	XXX	XXX	XXX	XXX	XXX	XXX	XXX	XXX	XXX	XXX	XXX
6	Kelby Valsin	11/0	XXX	XXX	XXX	XXX	XXX	XXX	XXX	XXX	...	XXX	XXX	XXX
7	Cameran Brown	8/0	XXX	XXX	XXX	XXX	XXX	XXX	XXX	XXX	...
7	Brenden Jordan	12/1	XXX	XXX	XXX	XXX	XXX	XXX	XXX	XXX	START	XXX	XXX	XXX
8	E'Maurion Banks	7/6	START	START	START	START	START	XXX	START
8	Coy Eakin	12/11	START	START	START	START	START	START	START	XXX	START	START	START	START
9	CJ Baskerville	12/12	START	START	START	START	START	START	START	START	START	START	START	START
10	Jacob Rodriguez	12/12	START	START	START	START	START	START	START	START	START	START	START	START
10	Drae McCray	9/0	XXX	XXX	XXX	XXX	XXX	XXX	XXX	XXX	XXX
11	Charles Esters III	8/8	START	START	START	START	START	START	START	START
11	TJ West	1/0	XXX
12	Jalin Conyers	12/2	XXX	XXX	XXX	XXX	XXX	XXX	START	XXX	XXX	XXX	XXX	START
12	Marquez Stevenson	11/2	XXX	...	XXX	START	START	XXX	XXX	XXX	XXX	XXX	XXX	XXX
13	Brady Boyd	10/0	...	XXX	XXX	XXX	XXX	XXX	XXX	XXX	...	XXX	XXX	XXX
13	Ben Roberts	12/12	START	START	START	START	START	START	START	START	START	START	START	START
14	Drew Hocutt	12/0	XXX	XXX	XXX	XXX	XXX	XXX	XXX	XXX	XXX	XXX	XXX	XXX
14	Joseph Adedire	0/0
15	Will Hammond	3/0	XXX	XXX	XXX
15	Oliver Miles III	4/0	XXX	XXX	XXX	XXX
16	Ashton Hampton	1/0	XXX
17	Isaac Smith	11/6	XXX	START	START	START	START	...	XXX	XXX	XXX	XXX	START	START
17	Jake Strong	0/0
18	Johncarlos Miller II	12/0	XXX	XXX	XXX	XXX	XXX	XXX	XXX	XXX	XXX	XXX	XXX	XXX
18	LJ Johnson Jr.	0/0
19	Haydon Wiginton	5/0	XXX	XXX	XXX	XXX	XXX
19	Dylan Spencer	0/0
20	J'Koby Williams	9/0	XXX	XXX	...	XXX	XXX	XXX	XXX	XXX	XXX	XXX
21	Jordan Sanford	12/0	XXX	XXX	XXX	XXX	XXX	XXX	XXX	XXX	XXX	XXX	XXX	XXX
22	Devynn Cromwell	9/2	XXX	XXX	XXX	XXX	...	START	START	XXX	...	XXX	XXX	...
23	JMaury Davis	0/0
23	Adam Hill	0/0
24	Malik Esquerra	1/0	XXX
25	Chapman Lewis	10/10	START	START	START	START	START	START	START	START	START	START
26	Sammy Morris IV	12/0	XXX	XXX	XXX	XXX	XXX	XXX	XXX	XXX	XXX	XXX	XXX	XXX
27	Javeon Wilcox	0/0
27	Isaiah Collins	0/0
28	Tahj Brooks	11/11	START	...	START	START	START	START	START	START	START	START	START	START
28	Peyton Morgan	1/0	XXX	...
29	Chief Collins	12/0	XXX	XXX	XXX	XXX	XXX	XXX	XXX	XXX	XXX	XXX	XXX	XXX
30	Jackson Knotts	12/0	XXX	XXX	XXX	XXX	XXX	XXX	XXX	XXX	XXX	XXX	XXX	XXX
30	Mikal Harrison-Pilot	0/0
31	Joseph Plunk	11/0	XXX	XXX	XXX	XXX	XXX	...	XXX	XXX	XXX	XXX	XXX	XXX
32	Jaden Morris	2/0	XXX	XXX
32	Cheta Ofili	1/0	XXX
33	Harvey Dyson III	8/6	START	XXX	XXX	START	START	START	START	START
33	Cameron Dickey	11/0	XXX	XXX	XXX	XXX	XXX	XXX	XXX	XXX	XXX	XXX	XXX	...
34	Trent Low	12/0	XXX	XXX	XXX	XXX	XXX	XXX	XXX	XXX	XXX	XXX	XXX	XXX
35	Miquel Dingle Jr	12/0	XXX	XXX	XXX	XXX	XXX	XXX	XXX	XXX	XXX	XXX	XXX	XXX



GAME PARTICIPATION

##	Player	GP-GS	ACU	WSU	UNT	ASU	UC	UA	Baylor	TCU	IowaSt	CU	OSU	WVU
36	Justin Horne	10/0	XXX	XXX	XXX	XXX	XXX	XXX	XXX	XXX	XXX	XXX
37	Miles Thompson	0/0
37	Curtis Murillo	0/0
38	Reese Burkhardt	11/0	XXX	XXX	XXX	XXX	XXX	XXX	XXX	XXX	XXX	XXX	...	XXX
38	Anthony White	0/0
39	Charles Robinson	1/0	XXX
39	Luke Dillingham	2/0	XXX	XXX
40	Wesley Smith	12/0	XXX	XXX	XXX	XXX	XXX	XXX	XXX	XXX	XXX	XXX	XXX	XXX
41	Jack Burgess	12/0	XXX	XXX	XXX	XXX	XXX	XXX	XXX	XXX	XXX	XXX	XXX	XXX
42	Marcus Ramon-Edwards	4/0	XXX	XXX	...	XXX	XXX
43	Chris Lemons	0/0
45	Terrell Tilmon	10/0	XXX	XXX	XXX	XXX	XXX	XXX	XXX	XXX	XXX	XXX
46	Isaiah Crawford	1/0	XXX
47	Rylan Vagana	1/0	XXX
48	Gage Elder	4/0	XXX	XXX	...	XXX	XXX
48	Stone Harrington	5/0	XXX	...	XXX	XXX	XXX	XXX
50	Eddy Smith	1/0	XXX
51	Jayden Cofield	12/1	XXX	START	XXX	XXX	XXX	XXX	XXX	XXX	XXX	XXX	XXX	XXX
52	De'Braylon Carroll	11/6	XXX	XXX	START	XXX	XXX	START	START	START	START	XXX	START	...
53	Holton Hendrix	2/0	XXX	XXX
54	Kaden Carr	0/0
56	Davion Carter	12/11	START	XXX	START	START	START	START	START	START	START	START	START	START
58	Tanner Allen	1/0	XXX
60	Nick Fattig	3/0	XXX	XXX	XXX
62	Tyler Murray	0/0
63	Dylan Shaw	2/0	XXX	XXX	...
64	Jurrien Loftin	0/0
65	D'Anthis Upshaw	0/0
66	Jackson Hildebrand	0/0
67	Dalton Merryman	9/6	...	XXX	START	START	START	START	START	START	XXX	XXX
68	Jaxon Hughes	6/0	XXX	XXX	XXX	XXX	XXX	XXX
69	Caleb Rodkey	12/0	XXX	XXX	XXX	XXX	XXX	XXX	XXX	XXX	XXX	XXX	XXX	XXX
70	Jacob Ponton	3/0	XXX	XXX	...	XXX
71	Vinny Sciury	2/2	START	START
72	Sheridan Wilson	12/12	START	START	START	START	START	START	START	START	START	START	START	START
73	Garrett Morphis	0/0
74	Daniel Sill	1/0	XXX
75	Ty Buchanan	11/7	XXX	START	START	START	XXX	XXX	XXX	START	START	...	START	START
76	Caleb Rogers	12/12	START	START	START	START	START	START	START	START	START	START	START	START
77	Maurice Rodrigues	0/0
78	Ellis Davis	0/0
79	Sterling Porcher	11/10	START	START	...	XXX	START	START	START	START	START	START	START	START
80	Mason Tharp	12/10	START	START	START	START	START	START	XXX	START	START	START	START	XXX
82	Price Morgan	0/0
83	Jack Esparza	0/0
84	Demarion Crest	0/0
84	Kaden Turner	0/0
85	Aiden Meeks	0/0
86	Tyson Turner	4/0	...	XXX	XXX	XXX	XXX
87	Chandlin Myers	0/0
88	Amier Washington	11/3	START	START	XXX	START	XXX	...	XXX	XXX	XXX	XXX	XXX	XXX
88	Trey Jackson	2/0	XXX	XXX
89	Jason Llewellyn	11/0	XXX	XXX	XXX	XXX	...	XXX	XXX	XXX	XXX	XXX	XXX	XXX
90	Ansel Nedore	8/0	XXX	XXX	XXX	XXX	...	XXX	XXX	XXX	XXX
91	James Hansen	9/1	XXX	XXX	XXX	XXX	XXX	XXX	XXX	...	XXX	START
92	Kasen Long	0/0
94	Braylon Rigsby	11/1	XXX	XXX	START	XXX	XXX	XXX	...	XXX	XXX	XXX	XXX	XXX
95	Trevon McAlpine	11/2	XXX	XXX	XXX	...	XXX	XXX	XXX	XXX	XXX	START	XXX	START
96	Keyshawn Williams	3/0	XXX	XXX	XXX
97	Charles Anderson Jr.	3/0	XXX	XXX	XXX
98	Kendall Allen	0/0
99	Gino Garcia	12/0	XXX	XXX	XXX	XXX	XXX	XXX	XXX	XXX	XXX	XXX	XXX	XXX
99	Sam Carrell	5/0	XXX	XXX	XXX	XXX	XXX	XXX



MISCELLANEOUS STATS

GAME QUICK FACTS

OPPONENT	TIME	TV	KO WEATHER	KO TIME (local)	ATTND.	COIN TOSS	KICK/RECEIVE	1ST TECH POSS.	1ST OPP. POSS.	HALF	FINAL
Abilene Christian	3:45	ESPN+	84° sunny	6:32 p.m. (CDT)	60,229	Won	Kick	Touchdown	Punt	TTU 32, ACU 21	TTU 52, ACU 51 ^{OT}
at Washington State	3:47	FOX	84° cloudy	7:05 p.m. (PDT)	27,372	Won	Receive	Punt	Interception	WSU 27, TTU 10	WSU 37, TTU 16
North Texas	3:15	FS1	82° cloudy	11:03 a.m. (CDT)	57,865	Won	Kick	Touchdown	Punt	TTU 52, UNT 7	TTU 66, UNT 21
Arizona State	3:32	FS1	87° cloudy	2:35 p.m. (CDT)	58,795	Won	Receive	Touchdown	Interception	TTU 17, ASU 10	TTU 30, ASU 22
Cincinnati	3:40	ESPN2	84° sunny	7:05 p.m. (CDT)	60,229	Lost	Receive	Field Goal	Touchdown	TTU 24, UC 24	TTU 44, UC 41
at Arizona	3:37	FOX	89° clear	8:10 p.m. (MST)	45,773	Won	Receive	Punt	Punt	TTU 18, UA 3	TTU 28, UA 22
Baylor	3:55	ESPN2	70° cloudy	3:05 p.m. (CDT)	60,229	Lost	Receive	Punt	Punt	BU 24, TTU 14	BU 59, TTU 35
at TCU	3:36	FOX	82° sunny	2:35 p.m. (CDT)	42,144	Lost	Kick	Punt	Touchdown	TTU 17, TCU 14	TCU 35, TTU 34
at Iowa State	3:35	ESPN	53° cloudy	2:40 p.m. (CDT)	61,500	Lost	Receive	Touchdown	Field Goal	ISU 13, TTU 10	TTU 23, ISU 22
Colorado	3:47	FOX	60° sunny	3:05 p.m. (CST)	60,229	Lost	Receive	Touchdown	Punt	TTU 13, CU 10	CU 41, TTU 27
at Oklahoma State	3:46	ESPN+	72° sunny	2:33 p.m. (CST)	52,202	Won	Receive	Touchdown	Punt	TTU 21, OSU 14	TTU 56, OSU 48
West Virginia	3:26	FS1	51° sunny	11:03 a.m. (CST)	52,785	Lost	Kick	Field Goal	Turnover on Downs	TTU 35, WVU 3	TTU 52, WVU 15
vs. Arkansas	-	-	-	-	-	-	-	-	-	-	-

TURNOVER CHART

Opponent	Forced by Texas Tech					Forced by Opponent			
	Fum	Int	Tot	Pts Off	Margin	Fum	Int	Tot	Pts Off
Abilene Christian	1	0	1	8	+1	0	0	0	0
at Washington St.	0	1	1	0	-3	2	2	4	13
North Texas	0	3	3	21	+2	0	1	1	7
Arizona State	0	1	1	7	+1	0	0	0	0
Cincinnati	1	1	2	14	+1	1	0	1	3
at Arizona	1	2	3	18	+1	2	0	2	6
Baylor	0	0	0	0	-2	1	1	2	10
at TCU	1	2	3	7	+1	2	0	2	0
at Iowa State	1	1	2	0	0	0	2	2	7
Colorado	0	0	0	0	-3	2	1	3	3
at Oklahoma St.	1	1	2	7	+1	0	1	1	7
West Virginia	1	2	3	8	+2	0	1	1	6
vs. Arkansas	-	-	-	-	-	-	-	-	-
Totals	7	14	21	90	+2	10	9	19	62

REDZONE CHART

Opponent	Texas Tech			Opponents		
	Scores-Chances (%)	TD (R/P)	FG	Scores-Chances (%)	TD (R/P)	FG
Abilene Christian	6-of-7 (85.7)	3 (1/2)	3	5-of-5 (100.0)	4 (4/0)	1
at WSU	3-of-4 (75.0)	2 (0/2)	1	4-of-5 (80.0)	3 (3/0)	1
North Texas	6-of-6 (100.0)	5 (3/2)	1	2-of-4 (50.0)	2 (1/1)	0
Arizona State	4-of-4 (100.0)	3 (1/2)	1	4-of-5 (80.0)	3 (3/0)	1
Cincinnati	5-of-5 (100.0)	3 (2/1)	2	5-of-5 (100.0)	3 (1/2)	2
at Arizona	3-of-3 (100.0)	2 (2/0)	1	3-of-4 (75.0)	1 (1/0)	2
Baylor	4-of-4 (100.0)	4 (0/4)	0	6-of-6 (100.0)	5 (2/3)	1
at TCU	6-of-6 (100.0)	4 (3/1)	2	2-of-2 (100.0)	2 (1/1)	0
at Iowa State	2-of-2 (100.0)	2 (1/1)	0	3-of-3 (100.0)	1 (0/1)	2
Colorado	3-of-5 (60.0)	2 (1/1)	1	5-of-5 (100.0)	3 (1/2)	2
at Oklahoma St.	4-of-4 (100.0)	4 (2/2)	0	6-of-6 (100.0)	6 (4/2)	0
West Virginia	7-of-7 (100.0)	4 (3/1)	3	1-of-2 (50.0)	1 (0/1)	0
vs. Arkansas	-of- (-)	- (-/-)	-	-of- (-)	- (-/-)	-
Totals	53-of-57 (93.0)	38 (19/19)	15	46-of-52 (88.5)	34 (21/13)	12

SPECIAL TEAMS TACKLES

(All tackles on Special Teams coverage)

Player	Total	KO	Punt
#38 Reese Burkhardt, K	4	4	0
#6 John Curry, LB	3	1	2
#30 Jackson Knotts, LS	2	0	2
#17 Issac Smith, OLB	2	0	2
#40 Wesley Smith, LB	2	2	0
#26 Sammy Morris IV, DB	2	1	1
#29 Chief Collins, DB	2	2	0
#3 Bryce Ramirez, LB	2	2	0
#36 Justin Horne, LB	2	2	0
#34 Trent Low, LB	2	2	0
#22 Devynn Cromwell, DB	1	1	0
#14 Drew Hocutt, WR	1	1	0
#21 Jordan Sanford, DB	1	1	0
#48 Gage Elder, LB	1	1	0
#89 Jason LLewellyn, TE	1	0	1
#10 Jacob Rodriguez, LB	1	0	1
#33 Cameron Dickey, RB	1	0	1
#18 JohnCarlos Miller, TE	1	0	1
#1 A.J. McCarty, DB	1	0	1
#7 Brenden Jordan, DB	1	0	1
#35 Miquel Dingle Jr., LB	2	2	0
#28 Peyton Morgan, DB	1	0	1
#13 Ben Roberts, LB	2	2	0
#45 Terrell Tilmon, LB	1	1	0
#42 M. Ramon-Edwards, DB	1	1	0
TOTALS	40	26	14

THREE-AND-OUTS

OPPONENT	TEXAS TECH	OPPONENTS
	3- $\&$ -Outs/Drives	3- $\&$ -Outs/Drives
Abilene Christian	0/12	1/13
at Washington State	2/15	2/14
North Texas	2/14	6/16
Arizona State	4/12	2/12
Cincinnati	0/9	1/12
at Arizona	5/15	2/14
Baylor	0/12	2/14
at TCU	1/14	2/14
at Iowa State	4/12	2/13
Colorado	2/16	2/14
at Oklahoma State	2/14	2/15
West Virginia	0/11	0/11
vs. Arkansas	-/-	-/-
TOTALS	22/156	24/162



GAME-BY-GAME SPECIALIST STATS

FIELD GOALS

SCORING	FG	PAT	Points
#99 Garcia	18-19	37-37	91
#38 Burkhardt	3-4	12-12	27

FIELD GOALS	FGM-FGA	Pct.	01-19	20-29	30-39	40-49	50-59	60+	Lg	Blk
#99 Garcia	18-19	93.8	0-0	5-5	9-9	3-3	1-2	0-0	53	0
#38 Burkhardt	3-4	75.0	0-0	0-0	1-1	2-2	0-1	0-0	41	0
Totals	21-23	91.3	0-0	5-5	10-10	5-5	1-3	0-0	53	0

#99 Garcia	(Made), Missed, Blocked
ACU	(39), (31)
at Washington State	(37)
North Texas	(25)
Arizona State	(30), (39)
Cincinnati	(45), (27)
at Arizona	(30), (41)
Baylor	<i>none attempted</i>
at TCU	(38), (24)
at Iowa State	(44)
Colorado	(53), (39), 53
at Oklahoma State	--
West Virginia	(32), (23), (22)

KICKOFFS

KICKOFFS	No.	Yds	Avg.	TB	OB	RETN	NET	YD-LN
#38 Burkhardt	74	4,568	61.7	47	2	--	--	--
#48 Harrington	12	705	58.8	8	1	--	--	--
#99 Garcia	1	10	10.0	0	0	--	--	--
Totals	87	4,685	60.8	50	3	19	38.8	26

#38 Burkhardt	Touchbacks/Kickoffs
ACU	5-for-8
at Washington State	3-for-3
North Texas	8-for-10
Arizona State	5-for-7
Cincinnati	7-for-9
at Arizona	4-for-5
Baylor	2-for-6
at TCU	4-for-7
at Iowa State	3-for-5
Colorado	2-for-5
at Oklahoma State	<i>dnp</i>
West Virginia	4-for-9

PUNTING

PUNTING	Number-Avg./i20/50+
#41 Burgess	Number-Avg./i20/50+
ACU	1-45.0 / 1 / 0
at Washington State	3-42.7 / 0 / 1
North Texas	4-45.5 / 2 / 2
Arizona State	5-42.0 / 1 / 0
Cincinnati	1-37.0 / 1 / 0
at Arizona	7-42.1 / 2 / 0
Baylor	5-40.4 / 2 / 0
at TCU	5-42.4 / 4 / 1
at Iowa State	5-39.2 / 1 / 0
Colorado	3-43.7 / 1 / 0
at Oklahoma State	4-42.2 / 2 / 1
West Virginia	0-0
Totals	43-42.0 / 17 / 5

PUNTING	43 attempts
#41 Burgess	43 attempts
50+ yard punts	5
	Long - 59 yards
Inside the 20-yard line	17
Inside the 10-yard line	4
Fair Caught	21
Touchbacks	2
Downed	4
Out of Bounds	3
Not Returned	30
Returned	13
Total Return Yards	13 returns for 164 yards (12.6 per return)

#41-JACK BURGESS

# - opponent (Qtr.)	Down	Situation	Yards	Action (yds)	i20	i10	Note
1 - ACU (2Q)	4-10	TTU38	45	FC	Yes	No	Fair catch at the ACU-17
2 - WSU (1Q)	4-4	TTU14	26	OB	No	No	Out of bounds at the TTU-40
3 - WSU (1Q)	4-16	TTU19	59	Returned (4)	No	No	Returned 4 yards to the WSU-26 (TKL: Curry)
4 - WSU (4Q)	4-19	TTU16	43	FC	No	No	Fair catch at WSU-41
5 - UNT (2Q)	4-12	UNT44	33	Downed	Yes	No	Downed by Jackson Knotts at the UNT-11
6 - UNT (3Q)	4-4	TTU31	52	Returned (19)	No	No	Returned 19 yards to the UNT-26 (TKL: Knotts, Llewellyn)
7 - UNT (3Q)	4-5	TTU45	45	Returned (8)	Yes	No	Returned 8 yards to the UNT-18 (TKL: Knotts, Smith)
8 - UNT (4Q)	4-2	TTU33	52	Returned (20)	No	No	Returned 20 yards to the UNT-35 (TKL: Smith)
9 - ASU (1Q)	4-14	TTU10	38	FC	No	No	Fair catch at the TTU-48
10 - ASU (2Q)	4-10	TTU49	49	Downed	Yes	Yes	Downed by Drae McCray at the ASU-2
11 - ASU (2Q)	4-6	TTU46	33	OB	No	No	Out of bounds at the ASU-21
12 - ASU (3Q)	4-9	ASU47	47	TB	No	No	Touchback
13 - ASU (4Q)	4-18	TTU24	43	FC	No	No	Fair catch at the ASU-33
14 - UC (4Q)	4-12	UC47	37	FC	Yes	No	Fair catch at the UC-10
15 - UA (1Q)	4-3	TTU32	44	FC	No	No	Fair catch at the UA-24
16 - UA (1Q)	4-6	UA46	31	FC	Yes	No	Fair catch at the UA-15
17 - UA (2Q)	4-30	TTU5	46	Returned (1)	No	No	Returned 1 yard to the TTU-50 (TKL: Morris IV)
18 - UA (2Q)	4-6	TTU47	45	Downed	Yes	Yes	Downed by John Curry at the UA-8
19 - UA (3Q)	4-10	TTU46	47	Returned (15)	No	No	Returned 15 yards to the UA-22 (TKL: Rodriguez, Dickey)

TOTALS (cont. on page 58)



SPECIALIST STATS (cont.)

#41-JACK BURGESS

# - opp. (Qtr.)	Down	Situation	Yards	Action (yds)	i20	i10	Note
20 - UA (3Q)	4-9	TTU26	46	Downed	No	No	Downed by B. Jordan at the UA-28
21 - UA (4Q)	4-1	TTU34	36	FC	No	No	Fair catch at the UA-30
22 - BU (1Q)	4-3	TTU45	40	FC	Yes	No	Fair catch at the BU-15
23 - BU (1Q)	4-13	TTU28	32	OB	No	No	Out of Bounds at the BU-40
24 - BU (2Q)	4-12	TTU27	47	Returned (73)	No	No	Returned 73 yards to the TTU-1 (TKL: Miller II)
25 - BU (2Q)	4-4	TTU32	41	Returned (1)	No	No	Returned 1 yard to the BU-27 (TKL: McCarty)
26 - BU (3Q)	4-12	TTU44	42	FC	Yes	No	Fair catch at the BU-14
27 - TCU (1Q)	4-6	TCU47	39	FC	Yes	Yes	Fair catch at the TCU-8
28 - TCU (2Q)	4-5	TCU50	39	FC	Yes	No	Fair catch at the TCU-11
29 - TCU (2Q)	4-8	TTU43	41	Returned (0)	Yes	No	Returned 0 yards to the TCU-16 (TKL: Jordan)
30 - TCU (2Q)	4-14	TCU41	41	TB	No	No	Touchback
31 - TCU (4Q)	4-17	TTU43	52	Returned (6)	Yes	No	Returned 6 yards to the TCU-11
32 - ISU (2Q)	4-21	TTU13	43	FC	No	No	Fair catch at the ISU-44
33 - ISU (2Q)	4-5	TTU38	37	FC	No	No	Fair catch at the ISU-25
34 - ISU (2Q)	4-19	TTU47	38	FC	Yes	No	Fair catch at the ISU-15
35 - ISU (3Q)	4-11	TTU13	33	FC	No	No	Fair catch at the TTU-46
36 - ISU (4Q)	4-10	TTU33	45	Returned (13)	No	No	Returned 13 yards to the ISU-35
37 - CU (2Q)	4-7	TTU24	45	FC	No	No	Fair catch at the CU-31
38 - CU (2Q)	4-14	TTU15	43	FC	No	No	Fair catch at the CU-42
39 - CU (2Q)	4-6	TTU39	43	FC	Yes	No	Fair catch at the CU-18
40 - OSU (1Q)	4-2	TTU38	51	Returned (-2)	Yes	Yes	Returned for loss of 2 at OSU-9
41 - OSU (2Q)	4-15	TTU45	36	FC	Yes	No	Fair catch at the OSU-19
42 - OSU (2Q)	4-7	TTU28	40	Returned (6)	No	No	Returned to OSU-38
43 - OSU (4Q)	4-8	TTU23	42	FC	No	No	Fair catch at the OSU-35
TOTALS (43-42.0/p)			5 (50+)		17 (i20)	4 (i10)	

EXPLOSIVE PLAYS BREAKDOWN

TEXAS TECH LONGEST PLAYS BY TYPE

Long Plays by Type (20+)	NO.	TD
Rushing	19	5
Passing	52	14
TOTAL	71	19
Punt returns	1	0
Kick returns	4	0
Interceptions	3	2
Fumble returns	-	-
TOTAL ALL	79	21

TEXAS TECH LONGEST PLAYS BY YARDS (offense only)

Long Plays by Yards	NO.	TD
100	-	-
90-99	-	-
80-89	-	-
70-79	1	1
60-69	-	-
50-59	1	0
40-49	7	3
30-39	20	9
20-29	42	6
Totals	71	19

TEXAS TECH LONGEST PLAYS

Play Type	Yardage	Play (Opponent)
Rushing	40	Brooks 40-yard run (at Oklahoma State)
Rushing Touchdown	40	Brooks 40-yard run (at Oklahoma State)
Passing	70	Morton 70-yard TD pass to Eakin (vs. North Texas)
Passing Touchdown	70	Morton 70-yard TD pass to Eakin (vs. North Texas)
Punt Return	20	Brown 20-yard return (vs. West Virginia)
Kick Return	74	McCray 74-yard kick return (vs. ACU)
Punt	59	Burgess 59-yard punt (at Washington State)
Field Goal	53	Garcia 53-yard field goal (vs. Colorado)

OPPONENT LONGEST PLAYS

Play Type	Yardage	Play (Opponent)
Rushing	68 (2x)	68-yard run; Mateer (Washington State)/Gordon (Okla. St.)
Rushing Touchdown	68	Gordon 68-yard run (Oklahoma State)
Passing	84	Hoover 84-yard TD pass to McAlister (TCU)
Passing Touchdown	84	Hoover 84-yard TD pass to McAlister (TCU)
Punt Return	73	Cameron 73-yard return (Baylor)
Kick Return	29	Wilson 29-yard return (Cincinnati)
Punt	63	Williams 63-yard punt (Baylor)
Field Goal	52 (2x)	52-yard field goal; Loop (Arizona)/Hayes II (West Virginia)

TEXAS TECH vs. OPPONENT LONGEST PLAYS

	Texas Tech Long Plays				Opponent Long Plays			
	Rush	Pass	Total	ST	Rush	Pass	Total	ST
Abilene Christian	1	6	7	2	0	9	9	0
at Washington St.	2	4	6	0	4	2	6	0
North Texas	4	5	9	0	1	2	3	1
Arizona State	1	2	3	0	0	2	2	0
Cincinnati	4	5	9	0	1	4	5	0
at Arizona	1	3	4	0	1	2	3	0
Baylor	1	4	5	0	4	5	9	1
at TCU	0	4	4	0	1	4	5	0
at Iowa State	0	2	2	0	1	5	6	0
Colorado	1	4	5	1	0	4	4	0
at Oklahoma St.	1	7	8	1	2	8	10	0
West Virginia	3	6	9	1	3	1	4	0
vs. Arkansas	-	-	-	-	-	-	-	-
Totals	19	52	71	5	18	48	66	2

EXPLOSIVE PLAYS BREAKDOWN

TEXAS TECH PLAYS - 20-PLUS YARDS

Yards (TD*) Type	Player(s)	Opponent
70*	Pass Coy Eakin (Morton)	North Texas
57	Pass Caleb Douglas (Morton)	at Arizona
49*	Pass Coy Eakin (Morton)	Cincinnati
45*	Pass John Carlos Miller II (Morton)	North Texas
44	Pass Caleb Douglas (Morton)	at TCU
42	Pass Caleb Douglas (Morton)	at Washington State
42	Pass Jordan Brown (Morton)	North Texas
41	Pass Josh Kelly (Morton)	West Virginia
40*	Run Tahj Brooks	at Oklahoma State
38	Pass Micah Hudson (Morton)	at Arizona
37	Pass Josh Kelly (Morton)	at Washington State
37	Run Cameron Dickey	North Texas
37*	Run Tahj Brooks	West Virginia
36*	Pass Jalin Conyers (Morton)	Abilene Christian
36	Pass Caleb Douglas (Morton)	at TCU
35*	Pass Coy Eakin (Morton)	Abilene Christian
35*	Pass Josh Kelly (Morton)	Abilene Christian
35	Run Tahj Brooks	Cincinnati
35*	Pass Josh Kelly (Morton)	at Iowa State
35	Pass Josh Kelly (Morton)	Colorado
34	Pass Caleb Douglas (Morton)	at Oklahoma State
32	Pass Micah Hudson (Hammond)	North Texas
32	Pass Caleb Douglas (Morton)	at Arizona
32*	Run Tahj Brooks	at Arizona
32	Pass Josh Kelly (Morton)	Baylor
32*	Pass Jalin Conyers (Morton)	at Oklahoma State
31*	Run Tahj Brooks	Baylor
31*	Pass Caleb Douglas (Morton)	West Virginia
30	Pass Tahj Brooks (Morton)	West Virginia
29	Pass Josh Kelly (Morton)	Cincinnati
29	Pass Coy Eakin (Hammond)	at TCU
29	Run Tahj Brooks	West Virginia
28	Pass Josh Kelly (Morton)	Cincinnati
27	Pass Coy Eakin (Morton)	Colorado
26	Pass Josh Kelly (Morton)	North Texas
26	Run Behren Morton	Cincinnati
26	Pass Micah Hudson (Morton)	Baylor
26	Pass Josh Kelly (Morton)	West Virginia
25	Run Tahj Brooks	Arizona State
25	Run Tahj Brooks	Cincinnati
25	Pass Jalin Conyers (Morton)	at TCU
25	Pass Coy Eakin (Morton)	at Iowa State
25	Run Tahj Brooks	Colorado
25*	Pass Tahj Brooks (Morton)	at Oklahoma State
25	Pass Caleb Douglas (Morton)	at Oklahoma State
25	Pass Josh Kelly (Morton)	West Virginia
24	Pass Josh Kelly (Morton)	Abilene Christian
23	Pass Coy Eakin (Morton)	Abilene Christian
23	Pass Josh Kelly (Morton)	Abilene Christian
23	Run Tahj Brooks	North Texas
22	Run Cameran Brown	at Washington State
22	Pass Coy Eakin (Morton)	Cincinnati
22	Run Tahj Brooks	West Virginia
21	Run Tahj Brooks	Abilene Christian
21*	Run Tahj Brooks	North Texas
21	Pass Caleb Douglas (Morton)	Arizona State
21	Pass Drae McCray (Morton)	Cincinnati
21	Run Behren Morton	Cincinnati
21*	Pass Jalin Conyers (Morton)	Colorado
21	Pass Coy Eakin (Morton)	at Oklahoma State
21	Pass Coy Eakin (Morton)	at Oklahoma State
20*	Pass John Carlos Miller II (Eakin)	at Washington State
20	Pass Josh Kelly (Morton)	at Washington State
20	Run Cameran Brown	at Washington State
20	Run Tahj Brooks	North Texas

Yards (TD*) Type	Player(s)	Opponent
20*	Pass Josh Kelly (Morton)	Arizona State
20	Pass Caleb Douglas (Morton)	Baylor
20*	Pass Caleb Douglas (Conyers)	Baylor
20	Pass Josh Kelly (Morton)	Colorado
20	Pass Caleb Douglas (Morton)	at Oklahoma State
20	Pass Josh Kelly (Morton)	West Virginia

Special Teams Explosive Plays

Yards	Type	Player(s)	Opponent
74	KR	Drae McCray	Abilene Christian
65	KR	Drae McCray	Abilene Christian
57	KR	J'Koby Williams	Colorado
45	KR	Drae McCray	at Oklahoma State
20	PR	Jordan Brown	West Virginia

Defensive Explosive Plays

Yards	Type	Player(s)	Opponent
51*	INT	A.J. McCarty	Cincinnati
44*	INT	Bralyn Lux	North Texas
20	INT	Quincy Ledet Jr.	at Arizona

20+ Yard Plays (Rush, Pass, Interception, Punt Return)

40+ Yard Plays (Kick Returns)

* Touchdown scored on play

TEXAS TECH LONGEST PLAYS BY PLAYER

Player	Total (TDs)	Rush	Rec.	KR	PR	IR	FR
Josh Kelly	17 (3)	0	17	0	0	0	0
Tahj Brooks	16 (6)	14	2	0	0	0	0
Caleb Douglas	12 (2)	0	12	0	0	0	0
Coy Eakin	10 (3)	0	10	0	0	0	0
Jalin Conyers	4 (3)	0	4	0	0	0	0
Drae McCray	4 (0)	0	1	3	0	0	0
Micah Hudson	3 (0)	0	3	0	0	0	0
Cameran Brown	2 (0)	2	0	0	0	0	0
John Carlos Miller II	2 (2)	0	2	0	0	0	0
Behren Morton	2 (0)	2	0	0	0	0	0
Jordan Brown	2 (0)	0	1	0	1	0	0
Cameron Dickey	1 (0)	1	0	0	0	0	0
A.J. McCarty	1 (1)	0	0	0	0	1	0
Bralyn Lux	1 (1)	0	0	0	0	1	0
Quincy Ledet Jr.	1 (0)	0	0	0	0	1	0
J'Koby Williams	1 (0)	0	0	1	0	0	0
TOTAL	79 (21)	19	52	4	1	3	0



SCORING DRIVE BREAKDOWN

DRIVE ANALYSIS

YARDAGE	TEXAS TECH		OPPONENTS	
	TD	FG	TD	FG
Negative	-	-	-	-
0-9	1	1	2	1
10-19	2	-	1	1
20-29	2	1	1	3
30-39	6	2	3	2
40-49	3	6	7	4
50-59	7	4	3	1
60-69	8	3	7	1
70-79	17	3	21	5
80-89	5	1	3	-
90-99	3	-	2	1
TOTALS	52	21	51	19

GAME-OPENING DRIVES

OPPONENT	TEXAS TECH		OPPONENTS	
	PTS	PLAYS-YDS	PTS	PLAYS-YDS
ACU	7	10-71	0	3-1
at Washington State	0	3-6	0	2-6
North Texas	7	8-56	0	3-3
Arizona State	7	10-65	0	3--11
Cincinnati	3	8-38	7	7-68
at Arizona	0	3-7	0	4-3
Baylor	0	6-20	0	7-26
at TCU	0	7-35	7	9-75
at Iowa State	7	7-72	3	10-44
Colorado	7	4-54	0	6-8
at Oklahoma State	7	6-75	0	8-29
West Virginia	3	10-42	0	8-31
vs. Arkansas	-	--	-	--

2ND HALF-OPENING DRIVES

OPPONENT	TEXAS TECH		OPPONENTS	
	PTS	PLAYS-YDS	PTS	PLAYS-YDS
ACU	0	13-67	7	10-96
at Washington State	0	7-43	0	9-67
North Texas	0	3-6	0	3-5
Arizona State	7	12-68	0	3-4
Cincinnati	7	6-38	0	2-13
at Arizona	0	3-0	0	3-0
Baylor	7	7-86	0	3-3
at TCU	7	6-78	0	3-5
at Iowa State	0	3--1	0	10-61
Colorado	7	9-66	7	9-75
at Oklahoma State	7	9-81	7	5-75
West Virginia	7	9-75	0	10-32
vs. Arkansas	--	--	--	--

TEXAS TECH SCORING DRIVES

VS. ACU

QTR	Clock	Player(s)	Play	Pls-Yds	Time
1st	10:38	TD Brooks	18 run	10-71	3:28
1st	8:18	TD Eakin/Morton	4 pass	2-17	0:24
1st	1:34	TD Eakin/Morton	35 pass	6-75	2:08
2nd	09:58	FG Garcia	39 FG	4-5	1:38
2nd	2:55	TD Conyers/Morton	36 pass	9-70	3:51
3rd	4:50	TD Kelly/Morton	35 pass	1-35	0:07
4th	8:32	FG Burkhardt	41 FG	9-52	3:13
4th	2:39	FG Garcia	31 FG	9-54	2:13
OT	0:00	TD Douglas/Morton	14 pass	5-25	0:00

AT WASHINGTON STATE

QTR	Clock	Player(s)	Play	Pls-Yds	Time
1st	3:31	FG Garcia	37 FG	11-51	3:37
2nd	5:33	TD Miller II/Eakin	20 pass	6-75	2:20
4th	9:21	TD Dickey/Morton	12 pass	7-61	1:53

VS. NORTH TEXAS

QTR	Clock	Player(s)	Play	Pls-Yds	Time
1st	10:17	TD Kelly/Morton	10 pass	8-56	3:04
1st	5:12	FG Garcia	25 FG	8-65	3:55
1st	0:52	TD Brooks	21 run	9-75	4:13
2nd	10:22	TD Eakin/Morton	70 pass	2-80	0:40
2nd	9:50	TD Lux	44 INT	0-0	--
2nd	9:30	TD Morton	10 run	1-25	0:13
2nd	6:05	TD Miller II/Morton	45 pass	4-75	1:41
2nd	3:08	TD Conyers/Morton	10 pass	6-30	2:47
3rd	4:06	TD Williams	3 run	4-43	1:27
4th	12:50	TD Dickey	1 run	9-79	4:35

VS. ARIZONA STATE

QTR	Clock	Player(s)	Play	Pls-Yds	Time
1st	11:22	TD Miller II/Morton	5 pass	10-65	3:38
1st	7:42	TD Kelly/Morton	20 pass	6-38	2:11
2nd	0:08	FG Garcia	30 FG	8-64	1:16
3rd	8:14	TD Conyers	3 run	12-68	5:55
4th	13:36	FG Burkhardt	40 FG	12-43	5:03
4th	6:54	FG Garcia	39 FG	11-43	5:45

VS. CINCINNATI

QTR	Clock	Player(s)	Play	Pls-Yds	Time
1st	11:33	FG Garcia	45 FG	8-38	3:22
1st	1:25	TD Eakin/Morton	7 pass	7-75	3:34
2nd	10:32	TD Eakin/Morton	49 pass	6-85	2:50
2nd	1:39	TD Brooks	1 run	8-75	1:59
3rd	12:27	TD Brooks	2 run	6-38	1:52
3rd	0:53	FG Burkhardt	38 FG	13-55	5:46
4th	12:40	TD McCarty	51 INT	0-0	--
4th	7:50	FG Garcia	27 FG	9-66	4:15

AT ARIZONA

QTR	Clock	Player(s)	Play	Pls-Yds	Time
1st	5:38	TD Brooks	3 run	5-61	2:27
2nd	1:38	TD Brooks	9 run	6-30	1:13
2nd	0:00	FG Garcia	30 FG	4-76	0:40
4th	2:21	FG Garcia	41 FG	8-47	2:31
4th	1:53	TD Brooks	32 run	3-43	0:19

VS. BAYLOR

QTR	Clock	Player(s)	Play	Pls-Yds	Time
1st	1:47	TD Douglas	12 pass	8-65	4:07
2nd	1:54	TD Douglas	20 pass	10-80	4:18
3rd	11:15	TD Brooks	31 run	7-86	3:01
4th	6:31	TD Williams	18 pass	12-75	3:10
4th	2:01	TD Douglas	7 pass	10-75	3:39

VS. TCU

QTR	Clock	Player(s)	Play	Pls-Yds	Time
1st	1:45	FG Garcia	38 FG	7-21	3:15
2nd	13:09	TD Burkhardt	4 run	4-4	0:53
2nd	10:44	TD Brooks	4 run	3-59	0:50
3rd	12:21	TD Eakin/Hammond	13 pass	6-78	2:33
3rd	6:33	TD Hammond	4 run	10-50	4:34
4th	11:13	FG Garcia	24 FG	13-73	6:46

AT IOWA STATE

QTR	Clock	Player(s)	Play	Pls-Yds	Time
1st	12:16	TD Kelly/Morton	35 pass	7-72	2:39
2nd	8:33	FG Garcia	44 FG	10-49	4:42
3rd	1:56	TD Kelly/Morton	19 pass	12-98	3:49
4th	0:19	TD Brooks	5 run	12-71	1:47

VS. COLORADO

QTR	Clock	Player(s)	Play	Pls-Yds	Time
1st	13:50	TD Conyers/Morton	17 pass	4-54	1:34
1st	7:04	FG Garcia	53 FG	9-43	4:03
1st	2:28	FG Garcia	39 FG	8-32	3:33
3rd	7:52	TD Brooks	2 run	9-66	3:03
4th	2:12	TD Conyers/Morton	21 pass	6-43	1:04

AT OKLAHOMA STATE

QTR	Clock	Player(s)	Play	Pls-Yds	Time
1st	13:27	TD Douglas/Morton	12 pass	6-75	1:29
1st	4:04	TD Sharp/Morton	8 pass	14-91	5:29
2nd	0:05	TD Brooks/Morton	25 pass	12-92	2:13
3rd	10:26	TD Conyers/Morton	32 pass	9-81	2:43
3rd	6:12	TD Brooks	2 run	6-18	2:30
4th	10:42	TD Brooks	40 run	5-69	2:32
4th	6:12	TD Brooks	1 run	7-53	2:17
4th	4:45	TD Rodriguez	Fumble	--	--

VS. WVU

QTR	Clock	Player(s)	Play	Pls-Yds	Time
1st	8:27	FG Garcia	32 FG	10-42	2:37
1st	1:28	FG Garcia	23 FG	7-80	2:15
2nd	10:32	TD Brooks	2 run	7-59	2:11
2nd	4:19	TD Sharp/Morton	1 pass	11-75	3:42
2nd	1:35	TD Brooks	37 run	4-53	1:05
2nd	0:09	TD Brooks	2 run	4-35	0:38
3rd	12:48	TD Douglas/Morton	31 pass	9-75	2:12
4th	12:17	FG Garcia	22 FG	12-77	4:43
4th	3:36	TD Hammond	4 run	11-64	5:01

OPPONENT SCORING DRIVES

ACU

QTR	Clock	Player(s)	Play	Pls-Yds	Time
1st	3:42	TD Castles/Mclvor	31 pass	9-80	4:36
2nd	11:52	TD Johnson	2 run	11-75	4:42
2nd	1:50	TD Taylor/Mclvor	71 pass	3-75	1:05
3rd	5:10	TD Banks Jr.	1 run	10-96	4:27
4th	11:45	TD Martinez	30 pass	4-62	1:34
4th	4:55	TD Johnson	5 run	8-75	3:37
4th	0:05	FG Vales	21 FG	12-71	2:34
OT	0:00	TD Johnson (failed xpt)	1 run	6-25	0:00

Washington State

QTR	Clock	Player(s)	Play	Pls-Yds	Time
1st	10:03	TD Mateer	4 run	7-40	3:20
2nd	8:09	TD Parker	43 run	1-43	0:09
2nd	7:53	TD Schlenbaker	2 run	1-2	0:01
2nd	0:25	TD Williams/Mateer	21 pass	3-38	0:31
3rd	3:13	TD Schlenbaker	1 run	6-51	2:23
4th	5:57	FG Janikowski	25 FG	6-68	2:06

North Texas

QTR	Clock	Player(s)	Play	Pls-Yds	Time
1st	5:05	TD Young/Morris	75 pass	1-75	0:07
3rd	9:09	TD Aaron/Morris	15 pass	4-18	0:58
4th	9:19	TD Porter	1 run	8-75	3:31

Arizona State

QTR	Clock	Player(s)	Play	Pls-Yds	Time
2nd	13:10	FG Hershey	34 FG	8-31	2:40
2nd	1:33	TD Leavitt	1 run	9-79	4:01
3rd	3:39	TD Scattebo	3 run	3-80	1:09
4th	1:39	TD Scattebo	3 run	10-67	2:13

Cincinnati

QTR	Clock	Player(s)	Play	Pls-Yds	Time
1st	7:35	TD Johnson/Sorsby	15 pass	7-68	3:52
1st	4:59	TD Henderson/Sorsby	42 pass	1-42	0:08
2nd	13:27	FG Hawks	37 FG	5-12	2:04
2nd	3:47	TD Pryor	1 run	12-75	6:45
3rd	6:39	FG Hawks	26 FG	11-72	5:42
4th	12:05	TD Covey/Sorsby	71 pass	2-75	0:35
4th	3:24	TD Covey/Sorsby	3 pass	10-75	4:26

vs. UA

QTR	Clock	Player(s)	Play	Pls-Yds	Time
1st	0:22	FG Loop	47 FG	11-46	5:16
3rd	9:29	FG Loop	40 FG	9-56	2:56
3rd	6:46	FG Loop	30 FG	7-20	2:08
3rd	1:10	TD Conley	3 run	8-72	4:37
4th	10:07	FG Loop	37 FG	6-25	4:41
4th	0:54	FG Loop	52 FG	8-41	0:59

Baylor

QTR	Clock	Player(s)	Play	Pls-Yds	Time
1st	5:54	TD Washington	1 run	4-60	0:51
2nd	11:44	TD Washington	1 run	1-1	0:08
2nd	10:30	FG Hankins	31 FG	4-5	1:02
2nd	0:04	TD Cameron	6 pass	9-75	1:50
3rd	6:17	TD Cameron	11 pass	9-75	4:58
3rd	3:08	TD Presley	35 pass	3-49	0:53
4th	13:02	TD Baldwin	24 pass	5-71	2:01
4th	9:				

GAME-BY-GAME LEADERS

OPPONENT	PASSING YARDS	RUSHES	RUSH YARDS	RECEPTIONS	RECEIVING YARDS	TACKLES	TACKLES FOR LOSS	SACKS
ACU	378 (Morton)	27 (Brooks)	153 (Brooks)	10 (Kelly)	156 (Kelly)	13 (Rodriguez)	2.0 (Rodriguez)	none
at Washington State	323 (Morton)	8 (Valdez)	70 (Brown)	9 (Kelly)	95 (Kelly)	7 (Roberts, Rodriguez)	3.0 (three players)	1.0 (Smith)
North Texas	273 (Morton)	17 (Brooks)	109 (Brooks)	4 (Conyers)	70 (Eakin)	5 (Ramirez, Curry)	1.5 (Dingle)	0.5 (Dingle, Horne)
Arizona State	201 (Morton)	27 (Brooks)	117 (Brooks)	10 (Kelly)	89 (Kelly)	11 (Roberts)	1.0 (Rodriguez)	0.5 (Washington, McCarty)
Cincinnati	251 (Morton)	32 (Brooks)	172 (Brooks)	8 (Kelly)	111 (Kelly)	12 (Roberts)	2.0 (Roberts)	1.0 (Cofield)
at Arizona	214 (Morton)	21 (Brooks)	128 (Brooks)	5 (Douglas, Kelly)	116 (Douglas)	13 (Rodriguez)	1.0 (three players)	1.0 (Rodriguez, Tilmon)
Baylor	286 (Morton)	25 (Brooks)	125 (Brooks)	9 (Douglas, Kelly)	99 (Douglas)	12 (Rodriguez)	n/a	n/a
at TCU	137 (Morton)	30 (Brooks)	121 (Brooks)	9 (Douglas)	140 (Douglas)	7 (Lewis, Roberts)	1.5 (Baskerville)	1.0 (Dyson III)
at Iowa State	237 (Morton)	25 (Brooks)	122 (Brooks)	8 (Kelly)	127 (Kelly)	13 (Rodriguez)	2.5 (Rodriguez)	2.0 (Rodriguez)
Colorado	275 (Morton)	31 (Brooks)	137 (Brooks)	8 (Kelly)	106 (Kelly)	17 (Rodriguez)	1.5 (Rodriguez)	1.0 (three players)
at Oklahoma State	401 (Morton)	28 (Brooks)	133 (Brooks)	9 (Brooks)	102 (Douglas)	12 (Rodriguez)	1.0 (four players)	1.0 (Hansen)
West Virginia	359 (Morton)	23 (Brooks)	188 (Brooks)	9 (Kelly)	150 (Kelly)	9 (Dingle)	2.0 (Tilmon)	2.0 (Tilmon)
vs. Arkansas	--	--	--	--	--	--	--	--

TEAM OFFENSE GAME-BY-GAME COMPARISON

FIRST DOWNS							YARDAGE by QUARTER						CUMULATIVE YARDS by QTR.					
TEXAS TECH FIRST DOWNS							TEXAS TECH PLAYS/YARDAGE GAINED BY QTR						TEXAS TECH PLAYS/CUMULATIVE YARDAGE GAINED BY QTR					
Opponent	1Q	2Q	3Q	4Q	OT	Total	Opponent	1Q	2Q	3Q	4Q	OT	Opponent	1Q	2Q	3Q	4Q	OT
ACU	10	4	6	5	2	27	ACU	18/153	16/103	15/119	20/139	5/25	ACU	18/153	34/256	49/375	69/514	74/539
at Washington State	3	9	4	8	-	24	at WSU	19/89	32/172	13/88	23/142	-	at WSU	19/89	51/261	64/349	87/491	-
North Texas	9	9	5	2	-	25	North Texas	24/196	18/207	21/117	8/66	-	North Texas	24/196	42/403	63/520	71/586	-
Arizona State	6	6	9	3	-	24	Arizona State	19/108	22/77	23/102	19/47	-	Arizona State	19/108	41/185	64/287	83/334	-
Cincinnati	6	5	5	5	-	21	Cincinnati	21/135	14/160	18/98	12/89	-	Cincinnati	21/135	35/295	53/393	65/482	-
at Arizona	7	6	0	4	-	14	at Arizona	14/86	18/122	10/17	16/106	-	at Arizona	14/86	32/208	42/225	58/331	-
Baylor	7	7	6	9	-	29	Baylor	20/88	19/105	20/119	26/143	-	Baylor	20/88	39/193	59/312	85/455	-
at TCU	4	4	10	7	-	25	at TCU	16/72	23/111	22/158	27/97	-	at TCU	16/72	39/183	61/341	88/438	-
at Iowa State	6	3	5	7	-	21	at Iowa State	16/136	19/27	15/82	24/121	-	at Iowa State	16/136	35/163	50/245	74/366	-
Colorado	6	1	5	13	-	25	Colorado	21/125	13/22	16/73	37/168	-	Colorado	21/125	34/147	50/220	87/388	-
at Oklahoma State	9	8	7	6	-	30	at OSU	24/149	27/133	22/124	19/134	-	at OSU	24/149	51/282	73/406	92/540	-
West Virginia	6	12	7	6	-	31	West Virginia	15/107	26/232	17/141	17/89	-	West Virginia	15/107	41/339	58/480	75/569	-
vs. Arkansas	-	-	-	-	-	-	vs. Arkansas	-/-	-/-	-/-	-/-	-	vs. Arkansas	-/-	-/-	-/-	-/-	-

OPPONENT FIRST DOWNS							OPPONENT YARDAGE by QTR.						OPP. CUMULATIVE YARDS by QTR.					
TEXAS TECH FIRST DOWNS							TEXAS TECH PLAYS/YARDAGE GAINED BY QTR						TEXAS TECH PLAYS/CUMULATIVE YARDAGE GAINED BY QTR					
Opponent	1Q	2Q	3Q	4Q	OT	Total	Opponent	1Q	2Q	3Q	4Q	OT	Opponent	1Q	2Q	3Q	4Q	OT
ACU	6	7	6	9	2	30	ACU	20/114	19/165	18/131	23/180	6/25	ACU	20/114	39/279	57/410	80/590	86/615
at Washington State	3	6	5	4	-	18	at WSU	18/69	17/112	15/128	15/107	-	at WSU	18/169	35/181	50/309	65/416	-
North Texas	3	2	2	6	-	13	North Texas	9/97	19/66	16/52	20/138	-	North Texas	9/97	28/163	44/215	64/353	-
Arizona State	5	7	3	7	-	22	Arizona State	15/47	19/112	11/107	23/110	-	Arizona State	15/47	34/159	45/266	68/376	-
Cincinnati	4	10	4	11	-	29	Cincinnati	12/114	26/121	15/93	25/227	-	Cincinnati	12/114	38/235	53/328	78/555	-
at Arizona	4	7	8	6	-	25	at Arizona	17/50	16/100	25/143	21/129	-	at Arizona	17/50	33/150	58/293	79/422	-
Baylor	4	5	6	8	-	23	Baylor	14/91	20/127	16/133	15/178	-	Baylor	14/91	34/218	50/351	65/529	-
at TCU	6	3	4	5	-	18	at TCU	16/158	19/51	12/65	12/187	-	at TCU	16/158	35/209	47/274	59/461	-
at Iowa State	5	5	6	7	-	23	at Iowa State	16/85	22/124	18/112	20/111	-	at Iowa State	16/85	38/209	56/321	76/432	-
Colorado	1	8	12	1	-	22	Colorado	12/26	22/152	20/144	16/29	-	Colorado	12/26	34/178	54/322	70/351	-
at Oklahoma State	9	4	10	13	-	32	at OSU	14/121	15/78	17/189	21/120	-	at OSU	14/121	29/199	46/388	67/508	-
West Virginia	6	2	9	9	-	26	West Virginia	18/85	16/58	22/123	19/157	-	West Virginia	18/85	34/143	56/266	75/423	-
vs. Arkansas	-	-	-	-	-	-	vs. Arkansas	-/-	-/-	-/-	-/-	-	vs. Arkansas	-/-	-/-	-/-	-/-	-



THE LAST TIME...

TEXAS TECH ...

Defeated a ranked opponent at home
vs. #22 Texas (2022)

Defeated a ranked opponent on the road
at #10 Iowa State (2024)

Won a game scoring 14 points or less
at Iowa State, 14-10 (2022)

Scored 70+ points
77, vs. Lamar (2018)

Scored 60+ points
66, vs. North Texas (2024)

Won by 50+ points
vs. Murray State/63-10 (2022)

Shutout Opponent
vs. Lamar, 77-0 (2018)

Shutout Opponent in first half
at #16 Kansas (2023)

Shutout Opponent in second half
vs. Houston (2023)

Was Shutout by an Opponent
vs. Oklahoma State (2021)

Was Shutout by an Opponent in first half
vs. Oklahoma State (2021)

Was Shutout by an Opponent in second half
at #7 Texas (2023)

Ran 100 or plays
103, vs. West Virginia (2022)

Rushed for over 400 yards
453, vs. Louisiana-Lafayette (1997)

Passed for over 700 yards
734, vs. #16 Oklahoma (2016)

Passed for over 600 yards
605, vs. Houston (2018)

Passed for 7+ TDs
8, vs. Kansas (2016)

Passed for 6+ TDs
6, vs. Murray State (2022)

Passed for 5+ TDs
5, vs. Abilene Christian (2024)

Had over 700 yards in total offense
704, vs. Houston (2018)

Had over 600 yards in total offense
605, vs. Murray State (2022)

Had over 400 yards in the first half
415, vs. North Texas (2024)

Recorded a safety
vs. Stephen F. Austin (2013)

Scored 2-point conversion
vs. West Virginia (2024) - Jalin Conyers rush

Forced 6 turnovers
7, vs. Nebraska (2004)

Forced 5 turnovers
5, vs. Ole Miss (2022)

Forced 0 turnovers
0, vs. Colorado (2024)

Returned two Interceptions for touchdowns
vs. Oklahoma State (2000)

Intercepted at least 4 passes
4, vs. Houston (2021)

Had zero TFLs in a game
0, vs. Baylor (2024)

Had zero Punts in a game
0, vs. West Virginia (2024)

Blocked two punts in a game
at New Mexico (2010)

A TEXAS TECH INDIVIDUAL ...

Rushed for over 200 yards
DeAndre Washington, 248 yards, vs. Kansas St. (2015)

Had a run of 70+ yards
Xavier White, 70 yds, at #23 Oklahoma State (2020)

Had a run of 80+ yards
Justin Stockton, 84 yds, at Houston (2017)

Rushed for 5+ TDs
James Gray, 5, vs. Rice (1989)

Rushed for 4+ TDs
Ta'Zawn Henry, 4, vs. Houston (2018)

Two players rushed for 100 yards
Cam'Ron Valdez (111 yards), Tahj Brooks (102 yards), vs. Houston (2023)

A quarterback rushed for 100 yards
Tyler Shough, 101 yards, vs. #13 Oregon (2023)

Three 100-yard receivers
Grant (155), Marquez (130), Washington (107), vs. #5 Baylor (2014)

Six players caught a TD
Giles (2), Coutee (2), Batson (1), Lauderdale (1), Willies (1), Cantrell (1), vs. Kansas (2016)

Passed for 400-499 yards
Behren Morton, 401, at Oklahoma State (2024)

Passed for 500-699 yards
Alan Bowman, 605, vs. Houston (2018)

Passed for 700+ yards
Patrick Mahomes II, 734, vs. #16 Oklahoma (2016)

Passed for 5 TDs
Behren Morton, 5, vs. Abilene Christian (2024)

Passed for 6 TDs
Nic Shimonek, 6, vs. Arizona State (2017)

Passed for 7 TDs
Seth Doege, 7, at #21 TCU (2012)

Passed for 8 TDs
B.J. Symons, 8, vs. Texas A&M (2003)

Wide receiver threw a TD pass
Coy Eakin, 20 yds to JohnCarlos Miller II at Washington State (2024)

Tight End threw a TD pass
Jalin Conyers, 20 yds to Caleb Douglas vs. Baylor (2024)

Had 60-69 pass attempts
Behren Morton, 62, at #7 Oklahoma State (2022)

Had 70+ pass attempts
Patrick Mahomes II, 88, vs. #16 Oklahoma (2016)

Had 50+ pass completions
Patrick Mahomes II, 52, vs. #16 Oklahoma (2016)

Had 10+ receptions
Josh Kelly, 10, vs. Arizona State (2024)

Had 15+ receptions
Jace Amaro, 15, vs. #12 Oklahoma State (2013)

Had a reception of 80+ yards
Dalton Rigdon, 81 yards, at West Virginia (2019)

Had a reception of 90+ yards
Jakeem Grant, 90 yards, vs. #12 Oklahoma State (2015)

Had over 200 yards receiving
Antoine Wesley, 261, vs. Houston (2018)

Had 4 TD receptions
Derek Dorris, 4, at Kansas (2000)

Had 3 TD receptions
Caleb Douglas, 3, vs. Baylor (2024)

Tight end caught 2 TDs
Jalin Conyers, vs. Colorado (11/9/2024)

Had 100-yard rusher & 100-yard receiver
vs. West Virginia (2024)
Tahj Brooks (188 RUSH), Josh Kelly (150 REC)

Had 300-yd passer, 100-yd rusher & 100-yd receiver
vs. West Virginia (2024)
Behren Morton (359 PASS), Tahj Brooks (188 RUSH)
Josh Kelly (150 REC)

A TEXAS TECH INDIVIDUAL ...

Recorded a 20+ tackle game
Lawrence Flugence, 23, at #12 Ohio State (2002)

Recorded a 15+ tackle game
Jacob Rodriguez, 17, vs. Colorado (2024)

Recorded 5.0 TFLs
Dorian Pitts, 5, vs. Oklahoma State (2000)

Recorded 4.0 Sacks
Jordyn Brooks, 4.0, vs. #21 Oklahoma State (2019)

Recorded 5 pass breakups
Rayshad Williams, 5, at #7 Oklahoma State (2022)

Forced 2 fumbles, game
Steve Linton, 2, at Baylor (2023)

Returned a fumble for a touchdown
at Oklahoma State (2024), Jacob Rodriguez, 0 yards

Intercepted 3 passes, game
Darcel McBath, 3, at #19 Kansas (2008)

Intercepted 2 passes, game
Dadrion Taylor-Demerson, 2, vs. TCU (2023)

Intercepted passes in back-to-back games
Chapman Lewis, at WSU (1), vs. UNT (1) (2024)

Intercepted pass by a Defensive Linemen
Quincy Ledet Jr., at Arizona (2024)

Returned an Interception for a touchdown
A.J. McCarty (2024), vs. Cincinnati, 51 yards

Kicked 4 field goals
Jonathan Garibay, 4-for-4, vs. Baylor (2020)

Kicked 50+ FG
Gino Garcia, 53 yds, vs. Colorado (2024)

Kicked 55+ FG
Gino Garcia, 55 yds, vs. TCU (2023)

Kicked 60+ FG
Jonathan Garibay, 62 yds (*record*) vs. Iowa State (2021)

Kicked 80+ punt
Austin McNamara, 87 yards, vs. West Virginia (2020)

Kicked 70-79 punt
Austin McNamara, 70 yards, vs. Oklahoma State (2021)

Returned a kick off for a TD
Drae McCray, 100 yds, vs. Houston (2023)

Returned punt for TD
Eric Morris (86 yds), at Nevada (2008)

Scored Defensive 2-point conversion
Ben Kirkpatrick, 84 yds, vs. #15 Oklahoma (1992)

Blocked a PAT
Trevon McAlpine, at Oklahoma State (2024)

Blocked a FG in a game
Myles Cole, at Iowa State (2022)

Blocked FG return for TD
Eli Howard (block)/Zech McPhearson (return), 90 yds, at #24 Iowa State (2020)

Faked a FG for a TD
Holder Jack Burgess pitch to kicker Reese Burkhardt, 4-yd rush, at TCU (2024)

Blocked a punt
Loic Fouonji vs. Houston (2023)

Returned/Recovered a blocked punt for TD
Loic Fouonji (7 yards) vs. Houston (2023)

Recovered a succesful onsides kick
Coy Eakin (kicked by Reese Burkhardt) at Washington State (2024)

GAME RECAPS

Game 1, Aug. 31

Abilene Christian	7	14	7	17	6 OT	51
Texas Tech	22	10	7	6	7 OT	52

AT&T Jones Stadium | Lubbock, Texas | 6:30 p.m. | ESPN+ | Attendance: 60,229

SCORING SUMMARY

QTR	Time	Team	Scoring Play	Drive / Time
1st	10:38	TTU	Brooks 18 yd rush (Garcia kick)	10-71 / 3:28
	8:18	TTU	Eakin 4 yd pass from Morton (Conyers rush)	2-17 / 0:24
	3:42	ACU	Castles 31 yd pass from Mclvor (Vaes kick)	9-80 / 4:36
2nd	1:34	TTU	Eakin 35 yd pass from Morton (Burkhardt kick)	6-75 / 2:08
	11:52	ACU	Johnson 2 yd rush (Vaes kick)	11-75 / 4:42
	9:58	TTU	Garcia 39 yd FG	4-5 / 1:38
	2:55	TTU	Conyers 36 yd pass from Morton (Burkhardt kick)	9-70 / 3:51
3rd	1:50	ACU	Taylor 71 yd pass from Mclvor (Vaes kick)	3-75 / 1:05
	5:10	ACU	Banks Jr. 1 yd rush (Vaes kick)	10-96 / 4:27
	4:40	TTU	Kelly 35 yd pass from Morton (Garcia kick)	1-35 / 0:07
4th	11:45	ACU	Martinez 30 yd pass from Mclvor (Vaes kick)	4-62 / 1:34
	8:32	TTU	Burkhardt 41 yd FG	9-52 / 3:13
	4:55	ACU	Johnson 5 yd rush (Vaes kick)	8-75 / 3:37
	2:39	TTU	Garcia 31 yd FG	9-54 / 2:13
	0:05	ACU	Vaes 21 yd FG	12-71 / 2:34
OT	0:00	TTU	Douglas 14 yd pass from Morton (Burkhardt kick)	5-25
	0:00	ACU	Johnson 1 yd rush (Mclvor rush failed)	6-25

RUSHING: Abilene Christian-Johnson,Isaiah 13-42; Banks Jr.,Rovau 9-40; Hicks,Sam 10-13; Martinez,Nehemiah 1-11; Mclvor,Maverick 1-2; Vaughn,Jordan 1-1. Texas Tech-Brooks,Tahj 27-153; Valdez,Cam'Ron 1-6; Dickey,Cameron 1-5; Brown,Cameran 1-2; Morton,Behren 2-minus 5.

PASSING: Abilene Christian-Mclvor,Maverick 36-51-0-506. Texas Tech-Morton,Behren 30-42-0-378.

RECEIVING: Abilene Christian-Cleveland,Trey 8-78; Taylor,Blayne 7-141; Martinez, Nehemiah 6-88;Henry,JJ 5-49; Johnson,Isaiah 3-42; Graham,Hut 2-31; Castles,Jed 2-29; Banks Jr.,Rovau 2-25; Gipson,Javon 1-23. Texas Tech-Kelly,Josh 10-156; Eakin,Coy 5-76; Conyers,Jalin 5-63; Douglas,Caleb 4-42; Brooks,Tahj 3-14; Brown,Jordan 1-11; Tharp,Mason 1-9; Miller II,Johnc 1-7.

TEAM STATISTICS

	ACU	TTU
FIRST DOWNS	30	27
RUSHES-YARDS (NET)	35-109	32-161
PASSING YDS (NET)	506	378
Passes Att-Comp-Int	36-51-0	30-42-0
TOTAL OFFENSE PLAYS-YARDS	86-615	74-539
Fumble Returns-Yards	0-0	0-0
Punt Returns-Yards	0-0	0-0
Kickoff Returns-Yards	2-45	5-200
Interception Returns-Yards	0-0	0-0
Punts (Number-Avg)	2-39.5	1-45.0
Fumbles-Lost	2-1	0-0
Penalties-Yards	6-49	11-78
Possession Time	33:48	26:12
Third-Down Conversions	11 of 16	8 of 15
Fourth-Down Conversions	1 of 2	1 of 3
Red-Zone Scores-Chances	5-5	6-7
Sacks By: Number-Yards	1-8	0-0

POSTGAME NOTES

- The win extends Texas Tech's winning streak to 22 games over FCS opponents.
- The game marked the first matchup against the Wildcats since 1949 despite being separated by a mere 170 miles.
- The win gives Texas Tech 21-straight wins in season openers at home. The Red Raiders have not dropped their first game of the season inside Jones AT&T Stadium since a 34-9 setback to No. 15 Oklahoma in 1992.
- The Red Raiders had a 300-yard passer (Morton-378), a 100-yard rusher (Brooks-153) and a 100-yard receiver (Kelly-156). The last time a Tech trio accomplished that was in 2020 versus Oklahoma State with the trio of Alan Bowman, SaRodrick Thompson and Erik Ezukanma.

Game 2, Sept. 7

Texas Tech	3	7	0	6	-	16
Washington State	7	20	7	3	-	37

Gesa Field | Pullman, Wash. | 7 p.m. | FOX | Attendance: 27,372

SCORING SUMMARY

QTR	Time	Team	Scoring Play	Drive / Time
1st	10:03	WSU	Mateer 4 yd run (Janikowski kick)	7-40 / 3:20
	03:31	TTU	Garcia 37 yd field goal	11-51 / 3:37
2nd	08:09	WSU	Wayshawn 43 yd run (Janikowski kick)	1-43 / 0:09
	07:53	WSU	Schlenbaker 2 yd run (Janikowski kick)	1-2 / 0:01
	05:33	TTU	Miller II 20 yd pass from Morton (Garcia kick)	6-75 / 2:20
3rd	00:25	WSU	Williams 21 yd pass from Mateer (Janikowski kick failed)	3-38 / 0:31
	03:13	WSU	Schlenbaker 1 yd run (Janikowski kick)	6-51 / 2:23
4th	09:21	TTU	Dickey 12 yd pass from Morton (2pt failed)	7-61 / 1:53
	05:57	WSU	Janikowski 25 yd field goal	6-68 / 2:06

RUSHING: Texas Tech-Brown,Cameran 5-70; Valdez,Cam'Ron 8-34; Dickey,Cameron 7-25; Conyers,Jalin3-12; Morton,Behren 4-7. Washington St.-Mateer,John 21-197; Parker,Wayshawn 11-69; Schlenbaker,Djo 11-27; Pulalasi,Leo 2-10; Williams,Kyle 1-minus 2.

PASSING: Texas Tech-Morton,Behren 34-58-2-323; Eakin,Coy 1-1-0-20; Brown,Cameran 0-1-0-0. Washington St.-Mateer,John 9-19-1-115.

RECEIVING: Texas Tech-Kelly,Josh 9-95; Eakin,Coy 5-54; Dickey,Cameron 5-34; Douglas,Caleb 4-71;Brown,Jordan 3-41; McCray,Drac 3-18; Conyers,Jalin 2-6; Miller II,Johnc 1-20; Hudson,Micah 1-4; Valdez,Cam'Ron 1-1; Tharp,Mason 1-minus 1. Washington St.-Hutson,Kris 3-25; Meredith,-Josh 2-54; Dollar,Andre 2-13; Williams,Kyle 1-21; Parker,Wayshawn 1-2.

TEAM STATISTICS

	TTU	WSU
FIRST DOWNS	24	18
RUSHES-YARDS (NET)	27-148	46-301
PASSING YDS (NET)	343	115
Passes Att-Comp-Int	35-60-2	9-19-1
TOTAL OFFENSE PLAYS-YARDS	87-491	65-416
Fumble Returns-Yards	0-0	1-16
Punt Returns-Yards	2-20	1-4
Kickoff Returns-Yards	3-28	0-0
Interception Returns-Yards	1-0	2-22
Punts (Number-Avg)	3-42.7	5-42.2
Fumbles-Lost	2-2	1-0
Penalties-Yards	10-80	3-30
Possession Time	29:55	30:05
Third-Down Conversions	10 of 19	3 of 13
Fourth-Down Conversions	1 of 5	2 of 3
Red-Zone Scores-Chances	3-4	4-5
Sacks By: Number-Yards	1-15	1-6

POSTGAME NOTES

- The Red Raiders allowed Washington State quarterback John Mataar to rush for 197 yards. The last time Texas Tech allowed a quarterback to rush for more than 100 yards was TCU's Max Duggan, 184 yards, in 2020, on the road.
- Texas Tech is the first Big 12 team to visit Pullman since Colorado traveled to Washington State in 2004. The Buffs won 20-12.
- The Red Raider defense held Mateer to 115 passing yards and one touchdown, and forced an INT, after he passed for 352 yards, five touchdowns and zero interceptions last week versus Portland State.
- It marked the first time Texas Tech traveled to Pullman after playing the first two games in the series versus the Cougars in Lubbock (1963-64).



GAME RECAPS

Game 3, Sept. 14

North Texas	7	0	7	7	-	21
Texas Tech	17	35	7	7	-	66

Jones AT&T Stadium | Lubbock, Texas | 11 a.m. | FS1 | Attendance: 57, 865

SCORING SUMMARY

QTR	Time	Team	Scoring Play	Drive / Time
1st	10:17	TTU	Kelly 10 yd pass from Morton (Garcia kick)	8-65 / 3:04
	5:12	TTU	Garcia 25 yd FG	8-65 / 3:55
	05:05	UNT	Young 75 yd pass from (Nguma kick)	1-75 / 0:07
2nd	00:52	TTU	Brooks 21 yd run (Burkhardt kick)	9-75 / 4:13
	10:22	TTU	Eakin 70 yd pass from Morton (Garcia kick)	2-80 / 0:40
	09:50	TTU	Lux 44 yd INT (Burkhardt kick)	0:32
3rd	09:30	TTU	Morton 10 yd run (Garcia kick)	1-25 / 0:13
	06:05	TTU	Miller II 45 yd pass from Morton (Burkhardt kick)	4-75 / 1:41
	03:08	TTU	Conyers 10 yd pass from Morton (Garcia kick)	6-30 / 2:47
	09:09	UNT	Aaron 15 yd pass from Morris (Nguma kick)	4-18 / 0:58
4th	04:06	TTU	Williams 3 yd run (Burkhardt kick)	4-43 / 1:27
	12:50	TTU	Dickey 1 yd run (Garcia kick)	9-79 / 4:35
	09:19	UNT	Porter 1 yd run (Nguma kick)	8-75 / 3:31

RUSHING: North Texas-Porter,Shane 7-31; McGill,Makenzie 7-28; Mestemaker,Drew 4-26; Harris,Damashja 6-22; Evans,Zach 5-10; Morris,Chandler 3-9; Koch,Kyle 1-9. Texas Tech-Brooks,Tahj 17-109; Dickey,Cameron 10-75; Williams,J'Koby 4-27; Brown,Cameran 2-11; Hammond,Will 2-11; Morton,Behren 2-minus 1.

PASSING: North Texas-Morris,Chandler 15-28-3-162; Mestemaker,Drew 2-3-0-56. Texas Tech-Morton,Behren 15-19-0-273; Brown,Cameran 4-8-1-11; Hammond,Will 5-7-0-70.

RECEIVING: North Texas-Evans,Zach 4-10; Harris,Damashja 4-7; Coleman,Miles 3-75; Ward Jr.,Damon 2-35; Young,Wyatt 1-75; Aaron,Jeremiah 1-15; Conwright,Blair 1-1; Hammond,Oscar 1-0. Texas Tech-Conyers,Jalin 4-36; Brown,Jordan 3-49; Hudson,Micah 3-43; Miller II,Johnc 2-55; Kelly,Josh 2-36; Douglas,Caleb 2-24; McCray,Dræ 2-12; Dickey,Cameron 2-8; Eakin,Coy 1-70; Williams,J'Koby 1-10; Boyd,Brady 1-7; Turner,Tyson 1-4.

TEAM STATISTICS

	UNT	TTU
FIRST DOWNS	13	25
RUSHES-YARDS (NET)	33-135	37-232
PASSING YDS (NET)	218	354
Passes Att-Comp-Int	17-31-3	24-34-1
TOTAL OFFENSE PLAYS-YARDS	64-353	71-586
Fumble Returns-Yards	0-0	0-0
Punt Returns-Yards	3-47	2-6
Kickoff Returns-Yards	2-43	0-0
Interception Returns-Yards	1-23	3-46
Punts (Number-Avg)	6-42.8	4-45.5
Fumbles-Lost	0-0	1-0
Penalties-Yards	5-60	8-55
Possession Time	27:29	32:31
Third-Down Conversions	4 of 14	7 of 14
Fourth-Down Conversions	2 of 3	1 of 1
Red-Zone Scores-Chances	2-4	6-6
Sacks By: Number-Yards	1-11	1-3

POSTGAME NOTES

- Texas Tech set the modern-era school record for the most points scored in the first half after leading 52-7 at the break.
- Texas Tech scored on seven-straight drives to open the game en route to its large halftime lead, allowing the Red Raiders to rest many of its starters in the second half.
- The UNT defense entered the game allowing only 3.4 yards per carry. The Red Raiders averaged 6.3 yards per carry on 37 attempts in the win led by Tahj Brooks' 17 carries for 109 yards at a 6.4 average.
- Texas Tech improved to 11-1 under McGuire in games holding opponents under 25 points.

Game 4, Sept. 21

Arizona State	0	10	6	6	-	22
Texas Tech	14	3	7	6	-	30

Jones AT&T Stadium | Lubbock, Texas | 2:30 p.m. | FS1 | Attendance: 58, 795

SCORING SUMMARY

QTR	Time	Team	Scoring Play	Drive / Time
1st	11:22	TTU	Miller II 5 yd pass from Morton	10-65 / 3:38
	07:42	TTU	Kelly 20 yd pass from Morton (Burkhardt kick)	6-38 / 2:11
2nd	13:10	ASU	Hershey 34 yd field goal	8-31 / 2:40
	01:33	ASU	Leavitt 1 yd run (Hershey kick)	9-79 / 4:01
3rd	00:08	TTU	Garcia 30 yd field goal	8-64 / 1:16
	08:14	TTU	Conyers 3 yd run (Garcia kick)	12-68 / 5:55
4th	03:39	ASU	Skattebo 3 yd run (Hershey kick failed)	3-80 / 1:09
	13:36	TTU	Burkhardt 40 yd field goal	12-43 / 5:03
	06:54	TTU	Garcia 39 yd field goal	11-43 / 5:45
	01:39	ASU	Skattebo 3 yd run (2pt failed)	10-67 / 2:13

RUSHING: Arizona St.-Skattebo,Cam 18-60; Leavitt,Sam 9-25; Brown,Kyson 3-9. Texas Tech-Brooks,Tahj 27-117; Dickey,Cameron 3-24; Williams,J'Koby 2-7; Conyers,Jalin 1-3; TEAM 3-minus 3; Morton,Behren 3-minus 15.

PASSING: Arizona St.-Leavitt,Sam 22-38-1-282. Texas Tech-Morton,Behren 24-44-0-201.

RECEIVING: Arizona St.-Skattebo,Cam 6-117; Guillory,Xavier 6-74; Brown,Kyson 3-23; Metayer,-Chamon 3-22; Tyson,Jordyn 2-33; Stovall,Melquan 2-13. Texas Tech-Kelly,Josh 10-89; Douglas,-Caleb 5-63; Eakin,Coy 3-29; Brooks,Tahj 2-3; Tharp,Mason 1-12; Miller II,Johnc 1-5; McCray,Dræ 1-0; Hudson,Micah 1-0.

TEAM STATISTICS

	ASU	TTU
FIRST DOWNS	22	24
RUSHES-YARDS (NET)	30-94	39-133
PASSING YDS (NET)	282	201
Passes Att-Comp-Int	22-38-1	24-44-0
TOTAL OFFENSE PLAYS-YARDS	68-376	83-334
Fumble Returns-Yards	0-0	0-0
Punt Returns-Yards	0-0	2-12
Kickoff Returns-Yards	2-26	2-39
Interception Returns-Yards	0-0	1-0
Punts (Number-Avg)	3-43.3	5-42.0
Fumbles-Lost	0-0	0-0
Penalties-Yards	8-69	9-94
Possession Time	25:49	34:11
Third-Down Conversions	5 of 14	8 of 19
Fourth-Down Conversions	0 of 3	0 of 0
Red-Zone Scores-Chances	4-5	4-4
Sacks By: Number-Yards	2-19	1-3

POSTGAME NOTES

- The win marked the 600th all-time victory for Texas Tech, which is now in its 100th season of football on campus.
- Led by Tahj Brooks, the Red Raiders rushed for 133 yards as a team. Arizona State entered the game allowing only 65.3 rushing yards per game.
- With the win, Joey McGuire improved to 18-12 overall, the best record for a Texas Tech head coach through 30 games since Steve Sloan, who was 21-9 at the same point in his tenure over the 1975-77 seasons. McGuire's record is the fourth-best through 30 games in school history, trailing only Sloan, Pete Cawthon (19-11) and E.Y. Freeland (18-7-5).
- Texas Tech did not attempt a fourth down conversion for only the fourth time in Joey McGuire's tenure (2022 vs. Murray State & 2023 vs. UCF and at Texas). The Red Raiders are now 3-1 in those games.

GAME RECAPS

Game 5, Sept. 28

Cincinnati	14	10	3	14	-	41
Texas Tech	10	14	10	10	-	44

Jones AT&T Stadium | Lubbock, Texas | 7:00 p.m. | ESPN2 | Attendance: 60,229

SCORING SUMMARY

QTR	Time	Team	Scoring Play	Drive / Time
1st	11:33	TTU	Garcia 45 yd field goal	8-38 / 3:22
	07:35	CIN	Johnson 15 yd pass from Sorsby (Hawks kick)	7-68 / 3:52
	04:59	CIN	Henderson 42 yd pass from Sorsby (Hawks kick)	1-42 / 0:08
	01:25	TTU	Eakin 7 yd pass from Morton (Garcia kick)	7-75 / 3:34
2nd	13:27	CIN	Hawks 37 yd field goal	5-12 / 2:04
	10:32	TTU	Eakin 49 yd pass from Morton (Burkhardt kick)	6-85 / 2:50
	03:47	CIN	Pryor 1 yd run (Hawks kick)	12-75 / 6:45
	01:39	TTU	Brooks 1 yd run (Garcia kick)	8-75 / 1:59
3rd	12:27	TTU	Brooks 2 yd run (Garcia kick)	6-38 / 1:52
	06:39	CIN	Hawks 26 yd field goal	11-72 / 5:42
	00:53	TTU	Burkhardt 38 yd field goal	13-55 / 5:46
4th	12:40	TTU	McCarty 51 yd INT (Garcia kick)	3:13
	12:05	CIN	Covey 71 yd pass from Sorsby (Hawks kick)	2-75 / 0:35
	07:50	TTU	Garcia 27 yd field goal	9-66 / 4:15
	03:24	CIN	Covey 3 yd pass from Sorsby (Hawks kick)	10-75 / 4:26

RUSHING: Cincinnati-Sorsby,Brendan 12-52; Pryor,Evan 8-46; Covey,Manny 8-15; Kiner,Corey 3-9; Jackson Jr.,Bar 1-6; Dawson,Victor 1-1. Texas Tech-Brooks,Tahj 32-172; Morton,Behren 3-46; Conyers,Jalin 1-13.

PASSING: Cincinnati-Sorsby,Brendan 31-45-1-426. Texas Tech-Morton,Behren 19-29-0-251.

RECEIVING: Cincinnati-Henderson,Xzavi 7-127; Royer,Joe 7-66; Covey,Manny 6-100; Johnson,Tony 5-61; Mayes,Jamoi 5-56; Pryor,Evan 1-16. Texas Tech-Kelly,Josh 8-111; McCray,Drae 5-39; Eakin,Coy 3-78; Tharp,Mason 1-16; Douglas,Caleb 1-4; Conyers,Jalin 1-3.

TEAM STATISTICS

	UC	TTU
FIRST DOWNS	29	21
RUSHES-YARDS (NET)	33-129	36-231
PASSING YDS (NET)	426	251
Passes Att-Comp-Int	31-45-1	19-29-0
TOTAL OFFENSE PLAYS-YARDS	78-555	65-482
Fumble Returns-Yards	0-0	0-0
Punt Returns-Yards	0-0	1-3
Kickoff Returns-Yards	2-47	4-72
Interception Returns-Yards	0-0	1-51
Punts (Number-Avg)	1-43.0	1-37.0
Fumbles-Lost	2-1	1-1
Penalties-Yards	2-10	5-37
Possession Time	32:01	27:59
Third-Down Conversions	7 of 12	9 of 14
Fourth-Down Conversions	2 of 2	0 of 1
Red-Zone Scores-Chances	5-5	5-5
Sacks By: Number-Yards	0-0	1-2

POSTGAME NOTES

- The victory marked Texas Tech's 27th double-digit come-from-behind win since 2000. The Red Raiders trailed by 11 points, 14-3, in the first quarter.
- Texas Tech completed its three-game homestand a perfect 3-0.
- The interception return for a touchdown by A.J. McCarty marked the second of the season for the Red Raiders, joining the Bralyn Lux pick-six versus North Texas. It was the second pick-six of Lux's career as he previously picked off former Red Raider quarterback Tyler Shough for a touchdown while with Baylor in 2022.
- The game marked the first matchup against the Bearcats since Sept. 21, 1968.

Game 6, Oct. 5

Texas Tech	7	11	0	10	-	28
Arizona	3	0	13	6	-	22

Arizona Stadium | Tucson, Ariz. | 10:00 p.m. | FOX | Attendance: 45,773

SCORING SUMMARY

QTR	Time	Team	Scoring Play	Drive / Time
1st	05:38	TTU	Brooks 3 yd run (Garcia kick)	5-61 / 2:27
	00:22	UA	Loop 47 yd field goal	11-46 / 5:16
2nd	01:38	TTU	Brooks 9 yd run (Miller II rush)	6-30 / 1:13
	00:00	TTU	Garcia 30 yd field goal	4-68 / 0:31
3rd	09:29	UA	Loop 40 yd field goal	9-56 / 2:56
	06:46	UA	Loop 30 yd field goal	7-20 / 2:08
	01:10	UA	Conley 3 yd run (Loop kick)	8-72 / 4:37
4th	10:07	UA	Loop 37 yd field goal	6-25 / 4:41
	02:21	TTU	Garcia 41 yd field goal	8-46 / 2:31
	01:53	TTU	Brooks 32 yd run (Garcia kick)	3-43 / 0:19
	00:54	UA	Loop 52 yd field goal	8-41 / 0:59

RUSHING: Texas Tech-Brooks,Tahj 21-128; McCray,Drae 1-13; Dickey,Cameron 1-1; TEAM 2-minus 2; Morton,Behren 4-minus 23. Arizona-Conley,Quali 14-97; Reescano,Kedric 10-20; Fifita,Noah 6-4.

PASSING: Texas Tech-Douglas,Caleb 5-116; Kelly,Josh 5-27; Conyers,Jalin 2-14; Eakin,Coy 2-12; Hudson,Micah 1-38; Tharp,Mason 1-9; Brooks,Tahj 1-minus 2. Arizona-McMillan,Tetair 8-161; Conley,Quali 7-39; Burnett,Keyan 5-46; Lemonious-Craig 3-33; Patterson,Jerem 3-18; Olson,Sam 2-4.

TEAM STATISTICS

	TTU	UA
FIRST DOWNS	14	25
RUSHES-YARDS (NET)	29-117	30-121
PASSING YDS (NET)	214	301
Passes Att-Comp-Int	17-29-0	28-49-2
TOTAL OFFENSE PLAYS-YARDS	58-331	79-422
Fumble Returns-Yards	0-0	0-0
Punt Returns-Yards	6-56	3-20
Kickoff Returns-Yards	0-0	1-3
Interception Returns-Yards	2-20	0-0
Punts (Number-Avg)	7-42.1	3-43.3
Fumbles-Lost	2-2	2-1
Penalties-Yards	6-56	3-20
Possession Time	23:39	36:21
Third-Down Conversions	2 of 11	3 of 14
Fourth-Down Conversions	0 of 0	1 of 2
Red-Zone Scores-Chances	3-3	3-4
Sacks By: Number-Yards	2-24	2-25

POSTGAME NOTES

- The game marked the first conference matchup between the two programs since Nov. 7, 1959, when Texas Tech and Arizona were both members of the Border Conference.
- Texas Tech made two forced turnovers in the first half into 11 points, turning its first interception into a touchdown (and a 2-point conversion) and the next into a field goal as time expired in the first half. Texas Tech converted its fumble recovery in the fourth quarter to seven more points.
- The victory improved the Red Raiders to 3-0 in Big 12 play for the first time since 2013 when Texas Tech started conference play with four-consecutive wins. It marked the fifth 3-0 start to Big 12 play in program history (1998, 2005, 2008, 2013).
- The victory pushed the Red Raiders to their second four-game winning streak under Joey McGuire after the Red Raiders finished the 2022 season with four-straight wins.



GAME RECAPS

Game 7, Oct. 19

Baylor	7	17	14	21	-	59
Texas Tech	7	7	7	14	-	35

Jones AT&T Stadium | Lubbock, Texas | 3 p.m. | ESPN2 | Attendance: 60,229

SCORING SUMMARY

QTR	Time	Team	Scoring Play	Drive / Time
1st	05:54	BU	Washington 1 yd run (Hankins)	4-60 / 0:51
	01:47	TTU	Douglas 12 yd pass from Morton (Garcia kick)	8-65 / 4:07
2nd	11:44	BU	Washington 1 yd run (Hankins kick)	1-1 / 0:08
	10:30	BU	Hankins 31 yd field goal	4-5 / 1:02
	01:54	TTU	Douglas 20 yd pass from Morton (Burkhardt kick)	10-80 / 4:11
3rd	00:04	BU	Cameron 6 yd pass from (Hankins kick)	9-75 / 1:50
	11:15	TTU	Brooks 31 yd run (Garcia kick)	7-86 / 3:01
	06:17	BU	Cameron 11 yd pass from Robertson (Hankins kick)	9-75 / 4:58
	03:08	BU	Presley 35 yd pass from Robertson (Hankins kick)	3-49 / 0:53
4th	13:02	BU	Baldwin 24 yd pass from Robertson (Hankins kick)	5-86 / 2:01
	09:41	BU	Cameron 12 yd pass from Robertson (Hankins kick)	4-30 / 2:19
	06:31	TTU	Williams 18 yd pass from Morton (2pt failed)	12-75 / 3:10
	05:40	BU	Finn 34 yd run (Hankins kick)	4-43 / 0:50
02:01	TTU	Douglas 7 yd pass from Morton (2 pt converted)	10-75 / 3:39	

RUSHING: Baylor-Washington,Brys 10-116; Finn,Dequan 2-40; Pendergrass,Daw 7-36; Bell,-Jamaal 3-25; Reese,Richard 6-20; Robertson,Sawye 4-16; Baldwin,Monaray 1-2. Texas Tech-Brooks,Tahj 25-125; Dickey,Cameron 4-21; Morton,Behren 6-3.

PASSING: Baylor-Robertson,Sawye 21-32-0-274. Texas Tech-Morton,Behren 33-49-1-286; Conyers,Jalin 1-1-0-20.

RECEIVING: Baylor-Cameron,Josh 6-75; Hawkins,Ashtyn 6-69; Washington,Brys 3-24; Baldwin,Monaray 2-26; Presley,Hal 1-35; Reese,Richard 1-24; Trigg,Michael 1-19; Pendergrass,Daw 1-2. Texas Tech-Douglas,Caleb 9-99; Kelly,Josh 9-76; Brooks,Tahj 4-22; Eakin,Coy 3-20; Hudson,Micah 2-38; Williams,J'Koby 2-22; Brown,Jordan 2-11; Miller II,Johnc 1-13; McCray,Drae 1-5; Dickey,Cameron 1-0.

TEAM STATISTICS

	BU	TTU
FIRST DOWNS	23	29
RUSHES-YARDS (NET)	33-255	35-149
PASSING YDS (NET)	274	306
Passes Att-Comp-Int	21-32-0	34-50-1
TOTAL OFFENSE PLAYS-YARDS	65-529	85-455
Fumble Returns-Yards	0-0	0-0
Punt Returns-Yards	2-74	1-0
Kickoff Returns-Yards	1-18	4-30
Interception Returns-Yards	1-9	0-0
Punts (Number-Avg)	4-49.0	5-40.4
Fumbles-Lost	1-0	2-1
Penalties-Yards	8-90	5-40
Possession Time	24:07	35:53
Third-Down Conversions	5 of 12	6 of 17
Fourth-Down Conversions	2 of 2	5 of 6
Red-Zone Scores-Chances	6-6	4-4
Sacks By: Number-Yards	2-14	0-0

POSTGAME NOTES

- The loss snapped Texas Tech's four-game winning streak.
- The game marked the third sellout crowd this season, as well as back-to-back home sellouts. Entering this season, there had been five sellouts in the first two years of the Joey McGuire era.
- The last time Texas Tech allowed an opposing quarterback to throw five or more touchdown passes was when Dillon Gabriel (Oklahoma) connected for six touchdown passes against the Red Raiders on Nov. 26, 2022.

Game 8, Oct. 26

Texas Tech	3	14	14	3	-	34
TCU	14	0	17	14	-	35

Amon G. Carter Stadium | Fort Worth, Texas | 2:30 p.m. | FOX | Attendance: 42,144

SCORING SUMMARY

QTR	Time	Team	Scoring Play	Drive / Time
1st	10:48	TCU	Williams 35 yd run (Lemmermann kick)	9-75 / 4:12
	01:45	TTU	Garcia 38 yd field goal	7-21 / 3:15
2nd	01:31	TCU	Williams 75 yd pass from Hoover (Lemmermann kick)	1-75 / 0:14
	13:09	TTU	Burkhardt 4 yd run (Burkhardt kick)	4-4 / 0:53
	10:44	TTU	Brooks 4 yd run (Garcia kick)	3-59 / 0:50
3rd	12:21	TTU	Eakin 13 yd pass from Hammond (Burkhardt kick)	6-78 / 2:33
	06:33	TTU	Hammond 4 yd run (Garcia kick)	10-50 / 4:34
4th	03:07	TCU	Payne 1 yd run (Lemmermann kick)	9-75 / 3:19
	11:13	TTU	Garcia 24 yd field goal	13-73 / 6:46
	08:42	TCU	Rogers 8 yd pass from Hoover (Lemmermann kick)	6-75 / 2:31
05:10	TCU	McAlister 84 yd pass from Hoover (Lemmermann kick)	2-89 / 0:36	

RUSHING: Texas Tech-Brooks,Tahj 30-121; Williams,J'Koby 8-42; Hammond,Will 8-16; Burkhardt,Reese 1-4; Morton,Behren 3-minus 3. TCU-Williams,Savion 11-72; Cook,Cam 1-19; Payne,-Jeremy 3-17; Battle,Trent 7-10; Hoover,Josh 5-minus 1.

PASSING: Texas Tech-Morton,Behren 13-22-0-137; Hammond,Will 10-15-0-121; Eakin,Coy 0-1-0-0. TCU-Hoover,Josh 21-32-2-344.

RECEIVING: Texas Tech-Douglas,Caleb 9-140; Kelly,Josh 7-19; Eakin,Coy 4-56; Conyers,Jalin 1-25; Tharp,Mason 1-9; Brooks,Tahj 1-1; Brown,Jordan 0-8. TCU-Bech,Jack 4-77; Richardson,JP 4-35; Dabney,Drake 4-32; Williams,Savion 3-81; Rogers,DJ 3-15; Payne,Jeremy 2-20; McAlister,Eric 1-84.

TEAM STATISTICS

	TTU	TCU
FIRST DOWNS	25	18
RUSHES-YARDS (NET)	50-180	27-117
PASSING YDS (NET)	258	344
Passes Att-Comp-Int	23-38-0	21-32-2
TOTAL OFFENSE PLAYS-YARDS	88-438	59-461
Fumble Returns-Yards	0-0	0-0
Punt Returns-Yards	0-0	2-6
Kickoff Returns-Yards	5-99	1-22
Interception Returns-Yards	2-0	0-0
Punts (Number-Avg)	5-42.4	4-34.5
Fumbles-Lost	5-2	1-1
Penalties-Yards	6-45	5-40
Possession Time	37:25	22:35
Third-Down Conversions	8 of 20	3 of 9
Fourth-Down Conversions	2 of 2	0 of 1
Red-Zone Scores-Chances	6-6	2-2
Sacks By: Number-Yards	3-17	2-7

POSTGAME NOTES

- Texas Tech lost consecutive games for the first time in 2024, marking the Red Raiders' first string of back-to-back losses since falling to both Kansas State and BYU midway through the 2023 season.
- A week after having zero tackles for loss for the first time since 2010, the Red Raiders matched their season high with seven stops behind the line of scrimmage.
- The loss narrows the Red Raiders' all-time series advantage against TCU to 33-31-3 after the 67th meeting in the series.

GAME RECAPS

Game 9, Nov. 2

Texas Tech	10	0	7	6	-	23
#10 Iowa State	3	10	0	9	-	22

Jack Trice Stadium | Ames, Iowa | 2:30 p.m. | ESPN | Attendance: 61,500

SCORING SUMMARY

QTR	Time	Team	Scoring Play	Drive / Time
1st	12:16	TTU	Kelly 35 yd pass from Morton (Garcia kick)	7-72 / 2:39
	08:33	ISU	Konrardy 49 yd field goal	10-44 / 3:43
	03:51	TTU	Garcia 44 yd field goal	10-49 / 4:42
2nd	09:25	ISU	Konrardy 37 yd field goal	7-37 / 2:58
	00:04	ISU	Higgins 20 yd pass from Becht (Konrardy kick)	4-50 / 0:26
3rd	01:56	TTU	Kelly 19 yd pass from Morton (Garcia kick)	12-98 / 3:49
4th	12:23	ISU	Konrardy 21 yd field goal	10-72 / 4:33
	02:11	ISU	Brown 44 yd pass from Becht (2pt failed)	5-65 / 2:20
	00:20	TTU	Brooks 5 yd run (2pt failed)	12-71 / 1:46

RUSHING: Texas Tech-Brooks,Tahj 25-122; Morton,Behren 8-6; Williams,J'Koby 1-1. #10 Iowa State-Sama,Abu 13-74; Hansen,Carson 11-46; Jackson,Jaylon 6-12; Becht,Rocco 8-1.

PASSING: Texas Tech-Morton,Behren 21-40-2-237. #11 Iowa State-Becht,Rocco 22-38-1-299.

RECEIVING: Texas Tech-Kelly,Josh 8-127; Douglas,Caleb 5-35; Eakin,Coy 2-32; Tharp,Mason 2-18; Brooks,Tahj 2-10; Brown,Jordan 1-13; Williams,J'Koby 1-2. #11 Iowa State-Higgins,Jayden 10-140; Noel,Jaylin 5-44; Burkle,Gabe 4-45; Brown,Carson 1-44; Moore,Tyler 1-18; Hansen,Carson 1-8.

TEAM STATISTICS

	TTU	ISU
FIRST DOWNS	21	23
RUSHES-YARDS (NET)	34-129	38-133
PASSING YDS (NET)	237	299
Passes Att-Comp-Int	21-40-2	22-38-1
TOTAL OFFENSE PLAYS-YARDS	74-366	76-432
Fumble Returns-Yards	0-0	0-0
Punt Returns-Yards	0-0	1-13
Kickoff Returns-Yards	5-101	0-0
Interception Returns-Yards	1-0	2-2
Punts (Number-Avg)	5-39.2	3-41.3
Fumbles-Lost	1-0	3-1
Penalties-Yards	10-84	8-59
Possession Time	25:43	34:17
Third-Down Conversions	6 of 15	5 of 16
Fourth-Down Conversions	1 of 2	1 of 2
Red-Zone Scores-Chances	2-2	3-3
Sacks By: Number-Yards	2-6	3-16

POSTGAME NOTES

- Texas Tech secured its first win against a top-10 team on the road since 2011.
- By virtue of earning its sixth win, Texas Tech clinched its fourth-consecutive bowl appearance and the 42nd bowl appearance in program history.
- Texas Tech clinched bowl eligibility for the third time in the last four years in a game against Iowa State (2021-22, 2024).
- Texas Tech snapped Iowa State's 25-game winning streak when owning a lead at halftime.

Game 10, Nov. 9

#21 Colorado	0	10	21	10	-	41
Texas Tech	13	0	7	7	-	27

Jones AT&T Stadium | Lubbock, Texas | 3 p.m. | FOX | Attendance: 60,229

SCORING SUMMARY

QTR	Time	Team	Scoring Play	Drive / Time
1st	13:50	TTU	Conyers 17 yd pass from Morton (Garcia kick)	4-54 / 1:04
	07:04	TTU	Garcia 53 yd field goal	9-43 / 4:03
	02:28	TTU	Garcia 39 yd field goal	8-32 / 3:33
2nd	07:33	CU	Wester 23 yd pass from Sanders (Mata kick)	6-58 / 2:28
	00:30	CU	Mata 25 yd field goal	12-74 / 4:11
3rd	11:00	CU	Sanders 7 yd run (Mata kick)	9-75 / 4:00
	07:52	TTU	Brooks 2 yd run (Garcia kick)	9-66 / 3:03
	04:25	CU	Sheppard 5 yd pass from Sanders (Mata kick)	7-73 / 3:22
4th	01:18	CU	Hunter 24 yd pass from Sanders (Mata kick)	4-31 / 1:58
	09:46	CU	Mata 33 yd field goal	5-24 / 1:49
	02:12	TTU	Conyers 21 yd pass from Morton (Garcia kick)	6-43 / 1:32
00:51	CU	Sanders 6 yd fumble return (Mata kick)	0:12	

RUSHING: Colorado-Augustave,Isaia 10-32; Hayden,Dallan 6-17; Sanders,Shedeur 9-16; Miller,Drelon 1-minus 1; TEAM 1-minus 4. Texas Tech-Brooks,Tahj 31-137; Williams,J'Koby 4-12; Morton,Behren 11-minus 36.

PASSING: Colorado-Sanders,Shedeur 30-43-0-291. Texas Tech-Morton,Behren 24-40-1-275; Llewellyn,Jason 0-1-0-0.

RECEIVING: Colorado-Hunter,Travis 9-99; Sheppard,Will 8-79; Wester,LaJohnta 6-82; Augustave,Isaia 3-21; Hayden,Dallan 2-minus 5; Smalls,Sav'ell 1-10; Miller,Drelon 1-5. Texas Tech-Kelly,Josh 8-106; Brooks,Tahj 4-51; Eakin,Coy 4-40; Conyers,Jalin 3-50; Douglas,Caleb 3-16; Brown,Jordan 1-7; Miller II,Johnc 1-5.

TEAM STATISTICS

	CU	TTU
FIRST DOWNS	22	25
RUSHES-YARDS (NET)	27-60	46-113
PASSING YDS (NET)	291	275
Passes Att-Comp-Int	30-43-0	24-41-1
TOTAL OFFENSE PLAYS-YARDS	70-351	87-388
Fumble Returns-Yards	1-6	0-0
Punt Returns-Yards	0-0	2-18
Kickoff Returns-Yards	3-47	6-154
Interception Returns-Yards	1-12	0-0
Punts (Number-Avg)	8-38.5	3-43.7
Fumbles-Lost	1-0	2-2
Penalties-Yards	14-106	9-80
Possession Time	29:36	30:24
Third-Down Conversions	2 of 13	10 of 20
Fourth-Down Conversions	1 of 1	1 of 4
Red-Zone Scores-Chances	5-5	3-5
Sacks By: Number-Yards	7-56	3-21

POSTGAME NOTES

- Texas Tech dropped its first game of the 2024 season when scoring first as the Red Raiders were previously 6-0 this season in those games.
- The Red Raiders held the Buffaloes to 60 yards rushing - the fewest rushing yards allowed by a Red Raider defense this season and the fewest rushing yards allowed by a Red Raider defense overall since Baylor was limited to only 17 in 2023.
- Texas Tech entered the game against Colorado with an FBS-best five games this season of having both a 100-yard rusher and a 100-yard receiver. The Red Raiders increased that mark to six games as Tahj Brooks (137) hit the century mark as did Josh Kelly (106).
- It was the first meeting against Colorado since Oct. 23, 2010, a 27-24 win for the Red Raiders in Boulder, which marked the Buffaloes' final season of their first stint as Big 12 Conference members.



GAME RECAPS

Game 11, Nov. 23

Texas Tech	14	7	14	21	-	56
Oklahoma State	7	7	14	20	-	48

NRG Stadium | Houston, Texas | 6 p.m. | ESPN | Attendance: 43,478

SCORING SUMMARY

QTR	Time	Team	Scoring Play	Drive / Time
1st	13:27	TTU	Douglas 9 yd pass from Morton (Garcia kick)	6-75 / 1:29
	04:04	TTU	Tharp 8 yd pass from Morton (Garcia kick)	14-91 / 5:29
	00:23	OSU	Gordon II 68 yd run (Ward kick)	3-91 / 1:12
2nd	05:23	OSU	Gordon II 1 yd run (Ward kick)	7-45 / 2:57
	00:05	TTU	Brooks 25 yd pass from Morton (Garcia kick)	12-92 / 2:13
3rd	13:14	OSU	Gordon II 2 yd run (Ward kick)	5-75 / 1:46
	10:26	TTU	Conyers 32 yd pass from Morton (Garcia kick)	9-81 / 2:43
	08:47	OSU	Smith 13 yd run (Ward kick)	4-75 / 1:39
	06:12	TTU	Brooks 2 yd run (Garcia kick)	6-18 / 2:30
4th	13:19	OSU	Stribling 14 yd pass from Smith (Ward kick)	5-43 / 1:50
	10:42	TTU	Brooks 40 yd run (Garcia kick)	5-69 / 2:32
	08:37	OSU	Fields Jr. 19 yd run (Ward kick)	5-65 / 2:05
	06:12	TTU	Brooks 1 yd run (Garcia kick)	7-53 / 2:17
	04:45	TTU	Rodriguez 0 yd fumble return (Garcia kick)	1:21
	02:35	OSU	Owens 10 yd pass from Smith (2pt failed)	8-69 / 2:06

RUSHING: Texas Tech-Brooks,Tahj 28-133; Williams,J'Koby 2-4; Morton,Behren 8-3; TEAM 1-minus 1. Oklahoma St.-Gordon II,Ollie 15-156; Fields Jr.,Rodn 3-29; Howland,Trent 3-15; Smith-,Maealiuak 6-13; Schultz,Jake 1-0; TEAM 3-minus 48.

PASSING: Texas Tech-Morton,Behren 37-53-1-401. Oklahoma St.-Smith,Maealiuak 26-35-1-316; Gordon II,Ollie 1-1-0-27.

RECEIVING: Texas Tech-Brooks,Tahj 9-65; Eakin,Coy 7-90; Conyers,Jalin 7-74; Douglas,Caleb 5-102; Kelly,Josh 4-31; Miller II,Johnc 2-21; Tharp,Mason 2-13; Valsin,Kelby 1-5. Oklahoma St.-Presley,Brennan 10-55; Stribling,De'Zh 7-123; Owens,Rashod 6-124; Gordon II,Ollie 3-30; Heard,Camron 1-11.

TEAM STATISTICS

	TTU	OSU
FIRST DOWNS	30	32
RUSHES-YARDS (NET)	39-139	31-165
PASSING YDS (NET)	401	343
Passes Att-Comp-Int	37-53-1	27-36-1
TOTAL OFFENSE PLAYS-YARDS	92-540	67-508
Fumble Returns-Yards	1-0	0-0
Punt Returns-Yards	0-0	2-4
Kickoff Returns-Yards	5-130	3-27
Interception Returns-Yards	1-9	1-20
Punts (Number-Avg)	4-42.2	4-41.5
Fumbles-Lost	1-0	3-1
Penalties-Yards	9-103	6-68
Possession Time	32:51	27:05
Third-Down Conversions	14 of 22	2 of 9
Fourth-Down Conversions	2 of 3	2 of 2
Red-Zone Scores-Chances	4-4	6-6
Sacks By: Number-Yards	1-10	3-21

POSTGAME NOTES

- Texas Tech scored its most points (56) in a Big 12 road game since defeating Kansas, 65-19, on Oct. 7, 2017.
- The Red Raiders forced multiple turnovers in a game for the sixth time this season and the fifth time in the last seven games.
- The win secured first time in program history the Red Raiders have had three-consecutive seasons of five Big 12 wins or more.
- Texas Tech entered the game with one 90-yard-plus scoring drive this season, secured in the Red Raiders' previous road game at Iowa State, a season-long 98-yard drive. The Red Raiders had two 90-yard-plus scoring drives at Oklahoma State, scoring on drives of 91 yards (14 plays) and 92 yards (12 plays), both in the first half.

Game 12, Nov. 30

West Virginia	3	0	6	6	-	15
Texas Tech	6	29	7	10	-	52

Jones AT&T Stadium | Lubbock, Texas | 11 a.m. | FS1 | Attendance: 52,785

SCORING SUMMARY

QTR	Time	Team	Scoring Play	Drive / Time
1st	08:27	TTU	Garcia 32 yd field goal	10-42 / 2:37
	03:47	WVU	Hayes II 52 yd field goal	8-41 / 4:40
	01:28	TTU	Garcia 23 yd field goal	7-80 / 2:15
2nd	10:32	TTU	Brooks 2 yd run (Garcia kick)	7-59 / 2:11
	04:19	TTU	Tharp 1 yd pass from Morton (Garcia kick)	11-75 / 3:42
	01:35	TTU	Brooks 37 yd run (Conyers rush)	4-53 / 1:05
3rd	00:09	TTU	Brooks 2 yd run (Garcia kick)	4-35 / 0:38
	12:48	TTU	Douglas 31 yd pass from Morton (Garcia kick)	9-75 / 2:12
	02:04	WVU	Gallagher III 15 yd pass from Greene (2pt failed)	12-91 / 6:03
4th	12:17	TTU	Garcia 22 yd field goal	12-77 / 4:43
	08:38	WVU	White 21 yd run (2pt failed)	8-75 / 3:39
	03:36	TTU	Hammond 4 yd run (Harrington kick)	11-64 / 5:01

RUSHING: West Virginia-White,Jahiem 14-124; Donaldson Jr,CJ 9-30; Greene,Garrett 10-7; Gallagher III,R 2-minus 3. Texas Tech-Brooks,Tahj 23-188; Williams,J'Koby 5-20; Hammond,Will 2-8; TEAM 1-1; Conyers,Jalin 1-minus 3; Morton,Behren 1-minus 4.

PASSING: West Virginia-Greene,Garrett 29-39-2-265; Marchiol,Nicco 0-1-0-0. Texas Tech-Morton,Behren 28-41-1-359; Hammond,Will 0-1-0-0.

RECEIVING: West Virginia-Donaldson Jr,CJ 7-73; White,Jahiem 5-24; Clement,Hudson 4-40; Gallagher III,R 4-21; Fox,Preston 3-45; Robinson,Justin 3-35; Farmer,Ric'Dari 2-19; Taylor,Kole 1-8. Texas Tech-Kelly,Josh 9-150; Eakin,Coy 6-48; Conyers,Jalin 4-37; Douglas,Caleb 3-50; Brooks,Tahj 2-35; Williams,J'Koby 2-30; Tharp,Mason 2-9.

TEAM STATISTICS

	WVU	TTU
FIRST DOWNS	26	31
RUSHES-YARDS (NET)	35-158	33-210
PASSING YDS (NET)	265	359
Passes Att-Comp-Int	29-40-2	28-42-1
TOTAL OFFENSE PLAYS-YARDS	75-423	75-569
Fumble Returns-Yards	0-0	0-0
Punt Returns-Yards	0-0	1-20
Kickoff Returns-Yards	2-15	3-33
Interception Returns-Yards	1-0	2-0
Punts (Number-Avg)	2-48.0	0-0
Fumbles-Lost	2-1	0-0
Penalties-Yards	7-59	3-20
Possession Time	34:42	25:18
Third-Down Conversions	8 of 15	9 of 12
Fourth-Down Conversions	0 of 2	0 of 0
Red-Zone Scores-Chances	1-2	7-7
Sacks By: Number-Yards	0-0	4-35

POSTGAME NOTES

- It marked the third-straight season Texas Tech finished with a winning Big 12 record. Before Joey McGuire arrived in 2022, the Red Raiders last season with a Big 12 record above .500 was in 2009.
- The win pushed the Red Raiders to their first eight-win regular season since 2009.
- Texas Tech exceeded 50 points for the second-straight game (at Oklahoma St.; W, 56-48/ West Virginia; W, 52-15). The last time the Red Raiders scored 50 or more in back-to-back Big 12 games was in 2003 (Oct. 4, Texas A&M; W, 59-28/Oct. 11, Iowa State; W, 52-21).
- Tahj Brooks eclipsed 1,500 rushing yards on the season in the win, while Josh Kelly topped 1,000 receiving yards. It marked the first time in program history a Texas Tech running back surpassed 1,500 rushing yards and a wide receiver surpassed 1,000 receiving yards in the same season.





DECEMBER 27 | 6PM CT