

2025 FOOTBALL



Week 7 - Games of October 11
Southeastern Conference Communications Office
SECSports.com • CollegePressBox.com

Chuck Dunlap (Primary SEC Football Contact) • cdunlap@sec.org • X/IG @SEC_Chuck
Ben Beaty (Secondary Football Contact) • bbeaty@sec.org • @BenBeaty
Phone: (205) 458-3000

| | SEC | Pct. | PF | PA | Overall | Pct. | PF | PA | Home | Away | Neutral | Top 25 | Top 10 | Streak |
|-------------------|-----|-------|-----|-----|---------|-------|-----|-----|------|------|---------|--------|--------|--------|
| Ole Miss | 3-0 | 1.000 | 95 | 77 | 5-0 | 1.000 | 203 | 94 | 4-0 | 1-0 | 0-0 | 1-0 | 1-0 | W5 |
| Alabama | 2-0 | 1.000 | 54 | 35 | 4-1 | .800 | 182 | 80 | 3-0 | 1-1 | 0-0 | 2-0 | 1-0 | W4 |
| Texas A&M | 2-0 | 1.000 | 47 | 19 | 5-0 | 1.000 | 174 | 105 | 4-0 | 1-0 | 0-0 | 1-0 | 1-0 | W5 |
| Missouri | 1-0 | 1.000 | 29 | 20 | 5-0 | 1.000 | 226 | 73 | 5-0 | 0-0 | 0-0 | 1-0 | 0-0 | W5 |
| Oklahoma | 1-0 | 1.000 | 24 | 17 | 5-0 | 1.000 | 169 | 36 | 4-0 | 1-0 | 0-0 | 2-0 | 0-0 | W5 |
| Georgia | 2-1 | .667 | 100 | 79 | 4-1 | .800 | 173 | 92 | 3-1 | 1-0 | 0-0 | 1-1 | 0-0 | W1 |
| Florida | 1-1 | .500 | 39 | 41 | 2-3 | .400 | 117 | 85 | 2-1 | 0-2 | 0-0 | 1-2 | 1-2 | W1 |
| LSU | 1-1 | .500 | 39 | 34 | 4-1 | .800 | 135 | 61 | 3-0 | 1-1 | 0-0 | 1-1 | 1-0 | L1 |
| Tennessee | 1-1 | .500 | 82 | 78 | 4-1 | .800 | 255 | 145 | 2-1 | 1-0 | 1-0 | 0-1 | 0-1 | W2 |
| Vanderbilt | 1-1 | .500 | 45 | 37 | 5-1 | .833 | 259 | 116 | 3-0 | 2-1 | 0-0 | 1-1 | 1-1 | L1 |
| South Carolina | 1-2 | .333 | 62 | 73 | 3-2 | .600 | 124 | 94 | 2-1 | 0-1 | 1-0 | 0-1 | 0-0 | W1 |
| Arkansas | 0-1 | .000 | 35 | 41 | 2-3 | .400 | 187 | 150 | 2-1 | 0-2 | 0-0 | 0-2 | 0-0 | L3 |
| Texas | 0-1 | .000 | 21 | 29 | 3-2 | .600 | 148 | 60 | 3-0 | 0-2 | 0-0 | 0-1 | 0-1 | L1 |
| Auburn | 0-2 | .000 | 27 | 40 | 3-2 | .600 | 138 | 82 | 2-0 | 1-2 | 0-0 | 0-2 | 0-1 | L2 |
| Mississippi State | 0-2 | .000 | 43 | 72 | 4-2 | .667 | 202 | 119 | 3-1 | 1-1 | 0-0 | 1-2 | 1-1 | L2 |
| Kentucky | 0-3 | .000 | 50 | 100 | 2-3 | .400 | 122 | 139 | 2-1 | 0-2 | 0-0 | 0-2 | 0-1 | L2 |

NOTES: The SEC is the only conference with four non-conference wins vs. opponents ranked in the AP Top 25 and the only conference with a perfect non-conference record vs. opponents ranked outside the current Top 25.
vs. Top 25 - RECORD VS. TEAMS IN TOP 25 (AP, USA TODAY) WHEN GAME WAS PLAYED; TEAMS LISTED IN ALPHABETICAL ORDER UNLESS TIE-BREAKER APPLICABLE

HALFWAY POINT OF THE REGULAR SEASON

SATURDAY, OCTOBER 11

| | |
|---|---|
| Alabama (4-1, 2-0 SEC) at Missouri (5-0, 1-0 SEC) | Series: UA leads, 6-2 |
| 11 a.m. CT • ABC | Last: UA, 34-0 (2024 at Tuscaloosa) |
| Columbia, Mo. • Faurot Field (57,321) | SiriusXM: 119/191 - 84 |
| Washington State (3-2) at Ole Miss (5-0, 3-0 SEC) | Series: First Meeting |
| 11:45 a.m. CT • SEC Network | |
| Oxford, Miss. • Vaught-Hemingway Stadium (64,038) | SiriusXM: 106/190 |
| Texas (3-2, 0-1 SEC) vs. Oklahoma (5-0, 1-0 SEC) | Series: TEX leads, 64-51-5 |
| 2:30 p.m. CT • ABC | Last: TEX, 34-3 (2024 at Red River) |
| Dallas, Texas • Cotton Bowl Stadium (92,100) | SiriusXM: 84 - 119/191 |
| Arkansas (2-3, 0-1 SEC) at Tennessee (4-1, 1-1 SEC) | Series: UT leads, 13-7 |
| 4:15 p.m. ET • SEC Network | Last: ARK, 19-14 (2024 at Fayetteville) |
| Knoxville, Tenn. • Neyland Stadium (101,915) | SiriusXM: 380 - 106/190 |



| | |
|---|---|
| Florida (2-3, 1-1 SEC) at Texas A&M (5-0, 2-0 SEC) | Series: TAMU leads, 4-3 |
| 6 p.m. CT • ESPN | Last: TAMU, 33-20 (2024 at Gainesville) |
| Bryan - College Station, Texas • Kyle Field (102,733) | SiriusXM: 386 - 119/191 |
| Georgia (4-1, 2-1 SEC) at Auburn (3-2, 0-2 SEC) | Series: UGA leads, 65-56-8 |
| 6:30 p.m. CT • ABC | Last: UGA, 31-13 (2024 at Athens) |
| Auburn, Ala. • Jordan-Hare Stadium (88,043) | SiriusXM: 132/192 - 84 |
| South Carolina (3-2, 1-2 SEC) at LSU (4-1, 1-1 SEC) | Series: LSU leads, 18-2-1 |
| 6:45 p.m. CT • SEC Network | Last: LSU, 36-33 (2024 at Columbia) |
| Baton Rouge, La. • Tiger Stadium (102,321) | SiriusXM: 384 - 106/190 |

Open Date: Kentucky (2-3, 0-3 SEC); Mississippi State (4-2, 0-2 SEC);
Vanderbilt (5-1, 1-1 SEC).

Football Student-Athlete Availability Reports:

www.SECsports.com/FBreports



In memory of SEC Executive Associate Commissioner Mark Womack



SECSports.com • CollegePressBox.com • SECSportsMedia.com • @SEC
SEC on Facebook, Instagram, X/Twitter, TikTok

#ItJustMeansMore



2025 SEC Football

2025 SOUTHEASTERN CONFERENCE TEAM SCHEDULES AND RESULTS

ALABAMA CRIMSON TIDE (4-1, 2-0 SEC)

Home Stadium: Saban Field at Bryant-Denny Stadium (100,077)

| | | | |
|----------|---|-------------|--------------|
| Aug. 30 | [8/8] at Florida State (rv/rv) L, 17-31 | ABC | 67,277 |
| Sept. 6 | [21/20] UL-MONROE W, 73-0 | SEC Network | 100,077 |
| Sept. 13 | [19/18] WISCONSIN W, 38-14 | ABC | 100,077 |
| Sept. 20 | Open Date | | |
| Sept. 27 | [17/16] at Georgia (5/3) W, 24-21 | ABC | 93,033 |
| Oct. 4 | [10/11] VANDERBILT (16/17) W, 30-14 | ABC | 100,077 |
| Oct. 11 | [8/8] at Missouri (14/14) | ABC | 11 a.m. CT |
| Oct. 18 | TENNESSEE | ABC | 6:30 p.m. CT |
| Oct. 25 | at South Carolina | | |
| Nov. 1 | Open Date | | |
| Nov. 8 | LSU | | |
| Nov. 15 | OKLAHOMA | | |
| Nov. 22 | EASTERN ILLINOIS SEC+/ESPN+ | 1 p.m. CT | |
| Nov. 29 | at Auburn | | |

ARKANSAS RAZORBACKS (2-3, 0-1 SEC)

Home Stadium(s): Reynolds Razorback (76,000); War Memorial (54,120)

| | | | |
|----------|-------------------------------------|-------------|--------------|
| Aug. 30 | [-/RV] ALABAMA A&M W, 52-7 | SEC Network | 70,827 |
| Sept. 6 | ARKANSAS ST. (Little Rock) W, 56-14 | SEC+/ESPN+ | 54,224 |
| Sept. 13 | at Ole Miss (17/13) L, 35-41 | ESPN | 65,068 |
| Sept. 20 | at Memphis (-/rv) L, 31-21 | ABC | 39,861 |
| Sept. 27 | NOTRE DAME (22/21) L, 13-56 | ABC | 75,111 |
| Oct. 4 | Open Date | | |
| Oct. 11 | at Tennessee (12/12) | SEC Network | 3:15 p.m. CT |
| Oct. 18 | TEXAS A&M | ESPN | 2:30 p.m. CT |
| Oct. 25 | AUBURN | | |
| Nov. 1 | MISSISSIPPI STATE | | |
| Nov. 8 | Open Date | | |
| Nov. 15 | at LSU | | |
| Nov. 22 | at Texas | | |
| Nov. 29 | MISSOURI | | |

AUBURN TIGERS (3-2, 0-2 SEC)

Home Stadium: Jordan-Hare Stadium (88,043)

| | | | |
|----------|-------------------------------------|-------------|--------------|
| Aug. 29 | [RV/RV] at Baylor (rv/rv) W, 38-24 | FOX | 45,233 |
| Sept. 6 | [RV/RV] BALL STATE W, 42-3 | ESPNU | 88,043 |
| Sept. 13 | [24/RV] SOUTH ALABAMA W, 31-15 | SEC Network | 88,043 |
| Sept. 20 | [22/25] Oklahoma (11/12) L, 17-24 | ABC | 83,639 |
| Sept. 27 | [RV/RV] at Texas A&M (9/9) L, 10-16 | ESPN | 108,449 |
| Oct. 4 | Open Date | | |
| Oct. 11 | [RV/RV] GEORGIA (10/9) | ABC | 6:30 p.m. CT |
| Oct. 18 | MISSOURI | | |
| Oct. 25 | at Arkansas | | |
| Nov. 1 | KENTUCKY | | |
| Nov. 8 | at Vanderbilt | | |
| Nov. 15 | Open Date | | |
| Nov. 22 | MERCER SEC+/ESPN+ | 1 p.m. CT | |
| Nov. 29 | ALABAMA | | |

FLORIDA GATORS (2-3, 1-1 SEC)

Home Stadium: Steve Spurrier-Florida Field at Ben Hill Griffin Stadium (88,548)

| | | | |
|----------|--|-------------|--------------|
| Aug. 30 | [15/17] LONG ISLAND W, 55-0 | SEC+/ESPN+ | 89,451 |
| Sept. 6 | [13/15] SOUTH FLORIDA (rv/rv) L, 16-18 | SEC Network | 89,909 |
| Sept. 13 | [RV/RV] at LSU (3/4) L, 10-20 | ABC | 102,158 |
| Sept. 20 | at Miami (4/6) L, 7-26 | ABC | 66,713 |
| Sept. 27 | Open Date | | |
| Oct. 4 | TEXAS (9/7) W, 29-21 | ESPN | 90,714 |
| Oct. 11 | at Texas A&M (5/5) | ESPN | 7 p.m. ET |
| Oct. 18 | MISSISSIPPI STATE | SEC Network | 4:15 p.m. ET |
| Oct. 25 | Open Date | | |
| Nov. 1 | vs. Georgia (Jacksonville) | ABC | 3:30 p.m. ET |
| Nov. 8 | at Kentucky | | |
| Nov. 15 | at Ole Miss | | |
| Nov. 22 | TENNESSEE | | |
| Nov. 29 | FLORIDA STATE | | |

GEORGIA BULLDOGS (4-1, 2-1 SEC)

Home Stadium: Dooley Field at Sanford Stadium (93,033)

| | | | |
|----------|--|-------------|---------------|
| Aug. 30 | [5/4] MARSHALL W, 45-7 | ESPN | 93,033 |
| Sept. 6 | [4/3] AUSTIN PEAY W, 28-6 | SEC+/ESPN+ | 93,033 |
| Sept. 13 | [6/3] at Tennessee (15/15) W, 44-41 [OT] | ABC | 101,915 |
| Sept. 20 | Open Date | | |
| Sept. 27 | [5/3] ALABAMA (17/16) L, 21-24 | ABC | 93,033 |
| Oct. 4 | [12/10] KENTUCKY W, 35-14 | ABC | 93,033 |
| Oct. 11 | [10/9] at Auburn (rv/rv) | ABC | 7:30 p.m. ET |
| Oct. 18 | OLE MISS | ABC | 3:30 p.m. ET |
| Oct. 25 | Open Date | | |
| Nov. 1 | vs. Florida (Jacksonville) | ABC | 3:30 p.m. ET |
| Nov. 8 | at Mississippi State | TBD | Noon ET |
| Nov. 15 | TEXAS | | |
| Nov. 22 | CHARLOTTE | SEC Network | 12:45 p.m. ET |
| Nov. 28 | vs. Georgia Tech (Atlanta) | ABC | 3:30 p.m. ET |

KENTUCKY WILDCATS (2-3, 0-3 SEC)

Home Stadium: Kroger Field (61,000)

| | | | |
|----------|-----------------------------|--------------|--------|
| Aug. 30 | TOLEDO W, 24-16 | SEC Network | 56,457 |
| Sept. 6 | OLE MISS (20/14) L, 23-30 | ABC | 58,346 |
| Sept. 13 | EASTERN MICHIGAN W, 48-23 | ESPNU | 58,489 |
| Sept. 20 | Open Date | | |
| Sept. 27 | at South Carolina L, 13-35 | SEC Network | 79,266 |
| Oct. 4 | at Georgia (12/10) L, 14-25 | ABC | 93,033 |
| Oct. 11 | Open Date | | |
| Oct. 18 | TEXAS | | |
| Oct. 25 | TENNESSEE | | |
| Nov. 1 | at Auburn | | |
| Nov. 8 | FLORIDA | | |
| Nov. 15 | TENNESSEE TECH ESPN+/SEC+ | 1:30 p.m. ET | |
| Nov. 22 | at Vanderbilt | | |
| Nov. 29 | at Louisville | | |

2025 SEC Football

2025 SOUTHEASTERN CONFERENCE TEAM SCHEDULES AND RESULTS

LSU TIGERS (4-1, 1-1 SEC)

Home Stadium: Tiger Stadium (102,321)

| | | | |
|----------|------------------------------------|-------------|--------------|
| Aug. 30 | [9/9] at Clemson (4/6) W, 17-10 | ABC | 81,500 |
| Sept. 6 | [3/4] LOUISIANA TECH W, 23-7 | SEC+/ESPN+ | 101,667 |
| Sept. 13 | [3/4] FLORIDA (rv/rv) W, 20-10 | ABC | 102,158 |
| Sept. 20 | [3/4] SE LOUISIANA W, 56-10 | SEC Network | 102,219 |
| Sept. 27 | [4/4] at Ole Miss (13/11) L, 19-24 | ABC | 67,737 |
| Oct. 4 | Open Date | | |
| Oct. 11 | [11/11] SOUTH CAROLINA | SEC Network | 6:45 p.m. CT |
| Oct. 18 | at Vanderbilt | | |
| Oct. 25 | TEXAS A&M | | |
| Nov. 1 | Open Date | | |
| Nov. 8 | at Alabama | | |
| Nov. 15 | ARKANSAS | | |
| Nov. 22 | WESTERN KENTUCKY | | |
| Nov. 29 | at Oklahoma | | |

OLE MISS REBELS (5-0, 3-0 SEC)

Home Stadium: Vaught-Hemingway Stadium (64,038)

| | | | |
|----------|---------------------------------|-------------|---------------|
| Aug. 30 | [21/15] GEORGIA STATE W, 63-7 | SEC Network | 66,378 |
| Sept. 6 | [20/14] at Kentucky W, 30-23 | ABC | 58,346 |
| Sept. 13 | [17/13] ARKANSAS W, 41-35 | ESPN | 65,068 |
| Sept. 20 | [13/11] TULANE (rv/rv) W, 45-10 | ESPN | 65,644 |
| Sept. 27 | [13/11] LSU (4/4) W, 24-19 | ABC | 67,737 |
| Oct. 4 | Open Date | | |
| Oct. 11 | [4/4] WASHINGTON STATE | SEC Network | 11:45 a.m. CT |
| Oct. 18 | at Georgia | ABC | 2:30 p.m. CT |
| Oct. 25 | at Oklahoma | | |
| Nov. 1 | SOUTH CAROLINA | | |
| Nov. 8 | THE CITADEL | SEC+/ESPN+ | Noon CT |
| Nov. 15 | FLORIDA | | |
| Nov. 22 | Open Date | | |
| Nov. 28 | at Mississippi State | TBD | 11 a.m. CT |

MISSISSIPPI STATE BULLDOGS (4-2, 0-2 SEC)

Home Stadium: Davis Wade Stadium at Scott Field (60,311)

| | | | |
|----------|---|-------------|--------------|
| Aug. 30 | at Southern Miss W, 34-17 | ESPN | 33,485 |
| Sept. 6 | ARIZONA STATE (12/10) W, 24-20 | ESPN2 | 50,808 |
| Sept. 13 | [RV/RV] ALCORN STATE W, 63-0 | SEC+/ESPN+ | 49,158 |
| Sept. 20 | [RV/RV] NORTHERN ILLINOIS W, 38-10 | SEC Network | 45,803 |
| Sept. 27 | [RV/RV] TENNESSEE (15/15) L, 34-41 [OT] | SEC Network | 60,417 |
| Oct. 4 | [RV/RV] at Texas A&M (6/5) L, 9-31 | SEC Network | 108,572 |
| Oct. 11 | Open Date | | |
| Oct. 18 | at Florida | SEC Network | 3:15 p.m. CT |
| Oct. 25 | TEXAS | | |
| Nov. 1 | at Arkansas | | |
| Nov. 8 | GEORGIA | TBD | 11 a.m. CT |
| Nov. 15 | at Missouri | | |
| Nov. 22 | Open Date | | |
| Nov. 28 | OLE MISS | TBD | 11 a.m. CT |

MISSOURI TIGERS (5-0, 1-0 SEC)

Home Stadium: Memorial Stadium - Faurot Field (57,321)

| | | | |
|----------|---|-------------|------------|
| Aug. 28 | [RV/RV] CENTRAL ARKANSAS W, 61-6 | SEC Network | 57,321 |
| Sept. 6 | [RV/RV] KANSAS (rv/rv) W, 42-31 | ESPN2 | 57,321 |
| Sept. 13 | [25/RV] UL-LAFAYETTE W, 52-10 | SEC+/ESPN+ | 57,321 |
| Sept. 20 | [23/22] SOUTH CAROLINA (rv/24) W, 29-20 | ESPN | 57,321 |
| Sept. 27 | [20/19] UMASS W, 42-6 | ESPNU | 57,321 |
| Oct. 4 | Open Date | | |
| Oct. 11 | [14/14] ALABAMA (8/8) | ABC | 11 a.m. CT |
| Oct. 18 | at Auburn | | |
| Oct. 25 | at Vanderbilt | | |
| Nov. 1 | Open Date | | |
| Nov. 8 | TEXAS A&M | | |
| Nov. 15 | MISSISSIPPI STATE | | |
| Nov. 22 | at Oklahoma | TBD | 11 a.m. CT |
| Nov. 29 | at Arkansas | | |

OKLAHOMA SOONERS (5-0, 1-0 SEC)

Home Stadium: Oklahoma Memorial Stadium (83,489)

| | | | |
|----------|-----------------------------------|-------------|--------------|
| Aug. 30 | [18/RV] ILLINOIS STATE W, 35-3 | SEC+/ESPN+ | 83,218 |
| Sept. 6 | [18/24] MICHIGAN (15/13) W, 24-13 | ABC | 84,107 |
| Sept. 13 | [13/16] at Temple W, 42-3 | ESPN2 | 24,927 |
| Sept. 20 | [11/12] AUBURN (22/25) W, 24-17 | ABC | 83,639 |
| Sept. 27 | Open Date | | |
| Oct. 4 | [5/8] KENT STATE W, 44-0 | SEC Network | 83,016 |
| Oct. 11 | [6/6] vs. Texas (rv/19) (Dallas) | ABC | 2:30 p.m. CT |
| Oct. 18 | at South Carolina | | |
| Oct. 25 | OLE MISS | | |
| Nov. 1 | at Tennessee | | |
| Nov. 8 | Open Date | | |
| Nov. 15 | at Alabama | | |
| Nov. 22 | MISSOURI | TBD | 11 a.m. CT |
| Nov. 29 | LSU | | |

SOUTH CAROLINA GAMECOCKS (3-2, 1-2 SEC)

Home Stadium: Williams-Brice Stadium (77,559)

| | | | |
|----------|--|-------------|--------------|
| Aug. 31 | [13/13] vs. Virginia Tech (Atlanta) W, 24-11 | ESPN | 55,531 |
| Sept. 6 | [10/11] SOUTH CAROLINA ST. W, 38-10 | SEC+/ESPN+ | 79,705 |
| Sept. 13 | [11/10] VANDERBILT (rv/rv) L, 7-31 | SEC Network | 79,873 |
| Sept. 20 | [RV/24] at Missouri (23/22) L, 20-29 | ESPN | 57,321 |
| Sept. 27 | KENTUCKY W, 35-13 | SEC Network | 79,266 |
| Oct. 4 | Open Date | | |
| Oct. 11 | at LSU (11/11) | SEC Network | 7:45 p.m. ET |
| Oct. 18 | OKLAHOMA | | |
| Oct. 25 | ALABAMA | | |
| Nov. 1 | at Ole Miss | | |
| Nov. 8 | Open Date | | |
| Nov. 15 | at Texas A&M | | |
| Nov. 22 | COASTAL CAROLINA | | |
| Nov. 29 | CLEMSON | TBD | Noon ET |

Team's AP & USA Today Rankings Listed Before Opponent's Name & Opponents' Rankings Listed after its Name (at time of game)

BOLD denotes home game ; * - SEC Game

2025 SEC Football

2025 SOUTHEASTERN CONFERENCE TEAM SCHEDULES AND RESULTS

TENNESSEE VOLUNTEERS (4-1, 1-1 SEC)

Home Stadium: Neyland Stadium (101,915)

| | | | | |
|----------|--------------------------------------|---------------|-------------|--------------|
| Aug. 30 | [24/18] vs. Syracuse (Atlanta) | W, 45-26 | ABC | 45,918 |
| Sept. 6 | [22/17] ETSU | W, 72-17 | SEC+/ESPN+ | 101,915 |
| Sept. 13 | [15/15] GEORGIA (6/3) | L, 41-44 [OT] | ABC | 101,915 |
| Sept. 20 | [15/15] UAB | W, 56-24 | SEC Network | 101,915 |
| Sept. 27 | [15/15] at Mississippi State (rv/rv) | W, 41-34 [OT] | SEC Network | 60,417 |
| Oct. 4 | Open Date | | | |
| Oct. 11 | [12/12] ARKANSAS | | SEC Network | 4:15 p.m. ET |
| Oct. 18 | at Alabama | | ABC | 7:30 p.m. ET |
| Oct. 25 | at Kentucky | | | |
| Nov. 1 | OKLAHOMA | | | |
| Nov. 8 | Open Date | | | |
| Nov. 15 | NEW MEXICO STATE | | SEC Network | 4:15 p.m. ET |
| Nov. 22 | at Florida | | | |
| Nov. 29 | VANDERBILT | | | |

TEXAS LONGHORNS (3-2, 0-1 SEC)

Home Stadium: Darrell K Royal Memorial Stadium (100,119)

| | | | | |
|----------|-------------------------------------|----------|-------------|--------------|
| Aug. 30 | [1/1] at Ohio State (3/2) | L, 7-14 | FOX | 107,524 |
| Sept. 6 | [7/6] SAN JOSE STATE | W, 38-7 | ABC | 100,841 |
| Sept. 13 | [7/7] UTEP | W, 27-10 | SEC Network | 102,025 |
| Sept. 20 | [8/7] SAM HOUSTON | W, 55-0 | SEC+/ESPN+ | 103,003 |
| Sept. 27 | Open Date | | | |
| Oct. 4 | [9/7] at Florida | L, 21-29 | ESPN | 90,714 |
| Oct. 11 | [RV/19] vs. Oklahoma (6/6) (Dallas) | | ABC | 2:30 p.m. CT |
| Oct. 18 | at Kentucky | | | |
| Oct. 25 | at Mississippi State | | | |
| Nov. 1 | VANDERBILT | TBD | | 11 a.m. CT |
| Nov. 8 | Open Date | | | |
| Nov. 15 | at Georgia | | | |
| Nov. 22 | ARKANSAS | | | |
| Nov. 28 | TEXAS A&M | | ABC | 6:30 p.m. CT |

TEXAS A&M AGGIES (5-0, 2-0 SEC)

Home Stadium: Kyle Field (102,733)

| | | | | |
|----------|---------------------------------|----------|-------------|--------------|
| Aug. 30 | [19/21] UTSA | W, 42-24 | ESPN | 107,521 |
| Sept. 6 | [19/22] UTAH STATE | W, 44-22 | SEC Network | 100,026 |
| Sept. 13 | [16/17] at Notre Dame (8/8) | W, 41-40 | NBC | 77,622 |
| Sept. 20 | Open Date | | | |
| Sept. 27 | [9/9] AUBURN (rv/rv) | W, 16-10 | ESPN | 108,449 |
| Oct. 4 | [6/5] MISSISSIPPI STATE (rv/rv) | W, 31-9 | SEC Network | 108,572 |
| Oct. 11 | [5/5] FLORIDA | | ESPN | 6 p.m. CT |
| Oct. 18 | at Arkansas | | ESPN | 2:30 p.m. CT |
| Oct. 25 | at LSU | | | |
| Nov. 1 | Open Date | | | |
| Nov. 8 | at Missouri | | | |
| Nov. 15 | SOUTH CAROLINA | | | |
| Nov. 22 | SAMFORD | | SEC+/ESPN+ | 11 a.m. CT |
| Nov. 28 | at Texas | | ABC | 6:30 p.m. CT |

VANDERBILT COMMODORES (5-1, 1-1 SEC)

Home Stadium: FirstBank Stadium (35,000)

| | | | | |
|----------|-----------------------------------|----------|-------------|------------|
| Aug. 30 | [-/RV] CHARLESTON SOUTHERN | W, 45-3 | SEC+/ESPN+ | 35,000 |
| Sept. 6 | [-/RV] at Virginia Tech | W, 44-20 | ACC Network | 65,632 |
| Sept. 13 | [RV/RV] at South Carolina (11/10) | W, 31-7 | SEC Network | 79,873 |
| Sept. 20 | [20/23] GEORGIA STATE | W, 70-21 | ESPNU | 35,000 |
| Sept. 27 | [18/20] UTAH STATE | W, 55-35 | SEC Network | 33,688 |
| Oct. 4 | [16/17] at Alabama (10/11) | L, 14-30 | ABC | 100,077 |
| Oct. 11 | Open Date | | | |
| Oct. 18 | LSU | | | |
| Oct. 25 | MISSOURI | | | |
| Nov. 1 | at Texas | TBD | | 11 a.m. CT |
| Nov. 8 | AUBURN | | | |
| Nov. 15 | Open Date | | | |
| Nov. 22 | KENTUCKY | | | |
| Nov. 29 | at Tennessee | | | |

2025 SEC WEEK-BY-WEEK SCHEDULES AND RESULTS
August 28

Central Arkansas (6) at Missouri (61) [TV: 5-6]

August 29

Auburn (38) at Baylor (24) [TV: 8]

August 30

Alabama (17) at Florida State (31) [TV: 1-6]

Alabama A&M (7) at Arkansas (52) [TV: 5-6]

Long Island (0) at Florida (55) [TV: 10]

Marshall (7) at Georgia (45) [TV: 2-6]

Toledo (16) at Kentucky (24) [TV: 5-6]

LSU (17) at Clemson (10) [TV: 1-6]

Georgia State (7) at Ole Miss (63) [TV: 5-6]

Mississippi State (34) at Southern Miss (17) [TV: 2-6]

Illinois State (3) at Oklahoma (35) [TV: 10]

Tennessee (45) vs. Syracuse (26) (Atlanta) [TV: 1-6]

Texas (7) at Ohio State (14) [TV: 8]

UTSA (24) at Texas A&M (42) [TV: 2-6]

Charleston Southern (3) at Vanderbilt (45) [TV: 10]

August 31

South Carolina (24) vs. Virginia Tech (11) (Atlanta)

September 6

UL-Monroe (0) at Alabama (73) [TV: 5-6]

Arkansas State (14) at Arkansas (56) (Little Rock) [TV: 10]

Ball State (3) at Auburn (42) [TV: 4-6]

South Florida (18) at Florida (16) [TV: 5-6]

Austin Peay (6) at Georgia (28) [TV: 10]

Ole Miss (30) at Kentucky (23) [TV: 1-6]

Louisiana Tech (7) at LSU (23) [TV: 10]

Arizona State (20) at Mississippi State (24) [TV: 3-6]

Kansas (31) at Missouri (42) [TV: 3-6]

Michigan (13) at Oklahoma (24) [TV: 1-6]

South Carolina State (10) at South Carolina (38) [TV: 10]

ETSU (17) at Tennessee (72) [TV: 10]

San Jose State (7) at Texas (38) [TV: 1-6]

Utah State (22) at Texas A&M (44) [TV: 5-6]

Vanderbilt (44) at Virginia Tech (20) [TV: 13]

September 13

Wisconsin (14) at Alabama (38) [TV: 1-6]

South Alabama (15) at Auburn (31) [TV: 5-6]

E. Michigan (23) at Kentucky (48) [TV: 4-6]

Florida (10) at LSU (20) [TV: 1-6]

Arkansas (35) at Ole Miss (41) [TV: 2-6]

Alcorn State (0) at Mississippi State (63) [TV: 10]

UL-Lafayette (10) at Missouri (52) [TV: 10]

Oklahoma (42) at Temple (3) [TV: 3-6]

Vanderbilt (31) at South Carolina (7) [TV: 5-6]

Georgia (44) at Tennessee (41) OT [TV: 1-6]

UTEP (10) at Texas (27) [TV: 5-6]

Texas A&M (41) at Notre Dame (40) [TV: 14]

September 20

Arkansas (31) at Memphis (32) [TV: 1-6]

Florida (7) at Miami (26) [TV: 1-6]

SE Louisiana (10) at LSU (56) [TV: 5-6]

Tulane (10) at Ole Miss (45) [TV: 2-6]

N. Illinois (10) at Mississippi State (38) [TV: 5-6]

South Carolina (20) at Missouri (29) [TV: 2-6]

Auburn (17) at Oklahoma (24) [TV: 1-6]

UAB (24) at Tennessee (56) [TV: 5-6]

Sam Houston (0) at Texas (55) [TV: 10]

Georgia State (21) at Vanderbilt (70) [TV: 4-6]

September 27

Notre Dame (56) at Arkansas (13) [TV: 1-6]

Alabama (24) at Georgia (21) [TV: 1-6]

LSU (19) at Ole Miss (24) [TV: 1-6]

Tennessee (41) at Mississippi State (34) OT [TV: 5-6]

UMass (6) at Missouri (42) [TV: 4-6]

Kentucky (13) at South Carolina (35) [TV: 5-6]

Auburn (10) at Texas A&M (16) [TV: 2-6]

Utah State (35) at Vanderbilt (55) [TV: 5-6]

October 4

Vanderbilt (14) at Alabama (30) [TV: 1-6]

Texas (21) at Florida (29) [TV: 2-6]

Kentucky (14) at Georgia (35) [TV: 1-6]

Kent State (0) at Oklahoma (44) [TV: 5-6]

Mississippi State (9) at Texas A&M (31) [TV: 5-6]

October 11

Georgia at Auburn [TV: 1-6] (6:30 pm CT)

South Carolina at LSU [TV: 5-6] (6:45 pm CT)

Washington State at Ole Miss [TV: 5-6] (11:45 am CT)

Alabama at Missouri [TV: 1-6] (11 am CT)

Arkansas at Tennessee [TV: 5-6] (4:15 pm ET)

Oklahoma vs. Texas (Dallas) [TV: 1-6] (2:30 pm CT)

Florida at Texas A&M [TV: 2-6] (6 pm CT)

October 18

Tennessee at Alabama [TV: 1-6] (6:30 pm CT)

Texas A&M at Arkansas [TV: 2-6] (2:30 pm CT)

Missouri at Auburn

Mississippi State at Florida [TV: 5-6] (4:15 pm ET)

Ole Miss at Georgia [TV: 1-6] (3:30 pm CT)

Texas at Kentucky

Oklahoma at South Carolina

LSU at Vanderbilt

October 25

Auburn at Arkansas

Tennessee at Kentucky

Texas A&M at LSU

Texas at Mississippi State

Ole Miss at Oklahoma

Alabama at South Carolina

Missouri at Vanderbilt

November 1

Mississippi State at Arkansas

Kentucky at Auburn

Georgia vs. Florida (Jacksonville) [TV: 1-6] (3:30 pm CT)

South Carolina at Ole Miss

Oklahoma at Tennessee

Vanderbilt at Texas [TV: TBD] (11 am CT)

November 8

LSU at Alabama

Florida at Kentucky

The Citadel at Ole Miss [TV: 10] (Noon CT)

Georgia at Mississippi State [TV: TBD] (11 am CT)

Texas A&M at Missouri

Auburn at Vanderbilt

November 15

Oklahoma at Alabama

Texas at Georgia

Tennessee Tech at Kentucky [TV: 10] (12:30 pm ET)

Arkansas at LSU

Florida at Ole Miss

Mississippi State at Missouri

New Mexico State at Tennessee [TV: 5-6] (3:15 pm ET)

South Carolina at Texas A&M

November 22

Eastern Illinois at Alabama [TV: 10] (1 pm CT)

Mercer at Auburn [TV: 10] (1 pm CT)

Tennessee at Florida

Charlotte at Georgia [TV: 5-6] (12:45 pm CT)

Western Kentucky at LSU

Missouri at Oklahoma [TV: TBD] (Noon CT)

Coastal Carolina at South Carolina

Arkansas at Texas

Samford at Texas A&M [TV: 10] (11 am CT)

Kentucky at Vanderbilt

November 28

Georgia vs. Georgia Tech (Atlanta) [TV: 1-6] (3:30 pm ET)

Ole Miss at Mississippi State [TV: TBD] (11 am CT)

Texas A&M at Texas [TV: 1-6] (6:30 pm CT)

November 29

Missouri at Arkansas

Alabama at Auburn

Florida State at Florida

Kentucky at Louisville

LSU at Oklahoma

Clemson at South Carolina [TV: TBD] (Noon ET)

Vanderbilt at Tennessee

December 6

SEC Football Championship (Atlanta)



2025 SEC FOOTBALL SCHEDULE

As of July 25, 2025



| | Aug. 30 | Sept. 6 | Sept. 13 | Sept. 20 | Sept. 27 | Oct. 4 | Oct. 11 | Oct. 18 | Oct. 25 | Nov. 1 | Nov. 8 | Nov. 15 | Nov. 22 | Nov. 29 |
|-------------------|--|--------------------------------|-------------------------------|---------------------------------|---------------------------------|--------------------------------------|-------------------------------|----------------------------------|---------------------------------|-----------------------------------|---------------------------------|-----------------------------------|---------------------------------|---|
| ALABAMA | FLORIDA STATE Tallahassee | LOUISIANA-MONROE Tuscaloosa | WISCONSIN Tuscaloosa | | GEORGIA Athens | VANDERBILT Tuscaloosa | MISSOURI Columbia | TENNESSEE Tuscaloosa | SOUTH CAROLINA Columbia | | LSU Tuscaloosa | OKLAHOMA Tuscaloosa | EASTERN ILLINOIS Tuscaloosa | AUBURN Auburn |
| ARKANSAS | ALABAMA A&M Fayetteville | ARKANSAS STATE Little Rock | OLE MISS Oxford | MEMPHIS Memphis | NOTRE DAME Fayetteville | | TENNESSEE Knoxville | TEXAS A&M Fayetteville | AUBURN Fayetteville | MISSISSIPPI STATE Fayetteville | | LSU Baton Rouge | TEXAS Austin | MISSOURI Fayetteville |
| AUBURN | BAYLOR Waco (Aug. 29) | BALL STATE Auburn | SOUTH ALABAMA Auburn | OKLAHOMA Norman | TEXAS A&M College Station | | GEORGIA Auburn | MISSOURI Auburn | ARKANSAS Fayetteville | KENTUCKY Auburn | VANDERBILT Nashville | | MERCER Auburn | ALABAMA Auburn |
| FLORIDA | LONG ISLAND Gainesville | SOUTH FLORIDA Gainesville | LSU Baton Rouge | MIAMI Miami | | TEXAS Gainesville | TEXAS A&M College Station | MISSISSIPPI STATE Gainesville | | GEORGIA Jacksonville | KENTUCKY Lexington | OLE MISS Oxford | TENNESSEE Gainesville | FLORIDA STATE Gainesville |
| GEORGIA | MARSHALL Athens | AUSTIN PEAY Athens | TENNESSEE Knoxville | | ALABAMA Athens | KENTUCKY Athens | AUBURN Auburn | OLE MISS Athens | | FLORIDA Jacksonville | MISSISSIPPI STATE Starkville | TEXAS Athens | CHARLOTTE Athens | GEORGIA TECH Atlanta (Nov. 28) |
| KENTUCKY | TOLEDO Lexington | OLE MISS Lexington | EASTERN MICHIGAN Lexington | | SOUTH CAROLINA Columbia | GEORGIA Athens | | TEXAS Lexington | TENNESSEE Lexington | AUBURN Auburn | FLORIDA Lexington | TENNESSEE TECH Lexington | VANDERBILT Nashville | LOUISVILLE Louisville |
| LSU | CLEMSON Clemson | LOUISIANA TECH Baton Rouge | FLORIDA Baton Rouge | SE LOUISIANA Baton Rouge | OLE MISS Oxford | | SOUTH CAROLINA Baton Rouge | VANDERBILT Nashville | TEXAS A&M Baton Rouge | | ALABAMA Tuscaloosa | ARKANSAS Baton Rouge | WESTERN KENTUCKY Baton Rouge | OKLAHOMA Norman |
| OLE MISS | GEORGIA STATE Oxford | KENTUCKY Lexington | ARKANSAS Oxford | TULANE Oxford | LSU Oxford | | WASHINGTON STATE Oxford | GEORGIA Athens | OKLAHOMA Norman | SOUTH CAROLINA Oxford | THE CITADEL Oxford | FLORIDA Oxford | | MISSISSIPPI STATE Starkville (Nov. 28) |
| MISSISSIPPI STATE | SOUTHERN MISS Hattiesburg | ARIZONA STATE Starkville | ALCORN STATE Starkville | NORTHERN ILLINOIS Starkville | TENNESSEE Starkville | TEXAS A&M College Station | | FLORIDA Gainesville | TEXAS Starkville | ARKANSAS Fayetteville | GEORGIA Starkville | MISSOURI Columbia | | OLE MISS Starkville (Nov. 28) |
| MISSOURI | CENTRAL ARKANSAS Columbia (Aug. 28) | KANSAS Columbia | UL-LAFAYETTE Columbia | SOUTH CAROLINA Columbia, Mo. | UMASS Columbia | | ALABAMA Columbia | AUBURN Auburn | VANDERBILT Nashville | | TEXAS A&M Columbia | MISSISSIPPI STATE Columbia | OKLAHOMA Norman | ARKANSAS Fayetteville |
| OKLAHOMA | ILLINOIS STATE Norman | MICHIGAN Norman | TEMPLE Philadelphia | AUBURN Norman | | KENT STATE Norman | TEXAS Dallas | SOUTH CAROLINA Columbia | OLE MISS Norman | TENNESSEE Knoxville | | ALABAMA Tuscaloosa | MISSOURI Norman | LSU Norman |
| SOUTH CAROLINA | VIRGINIA TECH Atlanta (Aug. 31) | SOUTH CAROLINA ST. Columbia | VANDERBILT Columbia | MISSOURI Columbia, Mo. | KENTUCKY Columbia | | LSU Baton Rouge | OKLAHOMA Columbia | ALABAMA Columbia | OLE MISS Oxford | | TEXAS A&M College Station | COASTAL CAROLINA Columbia | CLEMSON Columbia |
| TENNESSEE | SYRACUSE Atlanta | ETSU Knoxville | GEORGIA Knoxville | UAB Knoxville | MISSISSIPPI STATE Starkville | | ARKANSAS Knoxville | ALABAMA Tuscaloosa | KENTUCKY Lexington | OKLAHOMA Knoxville | | NEW MEXICO STATE Knoxville | FLORIDA Gainesville | VANDERBILT Knoxville |
| TEXAS | OHIO STATE Columbus | SAN JOSE STATE Austin | UTEP Austin | SAM HOUSTON Austin | | FLORIDA Gainesville | OKLAHOMA Dallas | KENTUCKY Lexington | MISSISSIPPI STATE Starkville | VANDERBILT Austin | | GEORGIA Athens | ARKANSAS Austin | TEXAS A&M Austin (Nov. 28) |
| TEXAS A&M | UTSA College Station | UTAH STATE College Station | NOTRE DAME South Bend | | AUBURN College Station | MISSISSIPPI STATE College Station | FLORIDA College Station | ARKANSAS Fayetteville | LSU Baton Rouge | | MISSOURI Columbia | SOUTH CAROLINA College Station | SAMFORD College Station | TEXAS Austin (Nov. 28) |
| VANDERBILT | CHARLESTON SOUTHERN Nashville | VIRGINIA TECH Blacksburg | SOUTH CAROLINA Columbia | GEORGIA STATE Nashville | UTAH STATE Nashville | ALABAMA Tuscaloosa | | LSU Nashville | MISSOURI Nashville | TEXAS Austin | AUBURN Nashville | | KENTUCKY Nashville | TENNESSEE Knoxville |

2025 SEC CHAMPIONSHIP GAME • DECEMBER 6 • MERCEDES-BENZ STADIUM • ATLANTA, GA.

SEC COACHES TELECONFERENCE

Dates: Every Wednesday (8/27- 11/18)

Link/Number: Sent via e-mail from SEC Communications Office Weekly

Replays: www.SECsports.com

Order of Appearance

(All Times Central)

| | |
|------------|-------------------------------|
| 10:00 a.m. | Brian Kelly, LSU |
| 10:10 a.m. | Kirby Smart, Georgia |
| 10:20 a.m. | Billy Napier, Florida |
| 10:30 a.m. | Brent Venables, Oklahoma |
| 10:40 a.m. | Bobby Petrino, Arkansas |
| 10:50 a.m. | Josh Heupel, Tennessee |
| 11:00 a.m. | OPEN |
| 11:10 a.m. | Shane Beamer, South Carolina |
| 11:20 a.m. | Elijah Drinkwitz, Missouri |
| 11:30 a.m. | Kalen DeBoer, Alabama |
| 11:40 a.m. | Mark Stoops, Kentucky |
| 11:50 a.m. | Jeff Leiby, Mississippi State |
| 12:00 p.m. | Hugh Freeze, Auburn |
| 12:10 p.m. | OPEN |
| 12:20 p.m. | Clark Lea, Vanderbilt |
| 12:30 p.m. | Steve Sarkisian, Texas |
| 12:40 p.m. | Mike Elko, Texas A&M |
| 12:50 p.m. | Lane Kiffin, Ole Miss |

SEC FOOTBALL WEEKLY MEDIA SERVICES

Sundays – Standings, Statistics, Results, Upcoming Schedule to proof. (Will always attempt to have first draft of stats out late Saturday night when possible.)

Early version of release for Monday pressers will be available late Sunday PM.

Mondays – Final Stats, Players of the Week, TV Selections (AM)

Tuesdays – Final Release available via email/SECsports.com/CollegePressBox.com early to mid-AM.

Wednesdays – Football Coaches Media Teleconference (10 a.m. CT) / available on SECsports.com (PM)

Thursdays/Fridays – Previews on SECsports.com and SEC Network

Saturdays – Post-game quotes, notes, final books & stats available on CollegePressBox.com;

Full coverage throughout the day on SECsports.com and SEC social media channels.

SEC COMMUNICATIONS STAFF

Herb Vincent, Associate Commissioner (hvincent@sec.org / @SEChervin)

Chuck Dunlap, Director (cdunlap@sec.org / X/IG - @SEC_Chuck)

- Primary SEC Football Contact

Craig Pinkerton, Director (cpinkerton@sec.org / @SEC_Craig)

Tammy Wilson, Director (twilson@sec.org / @SEC_Tammy)

B.C. Romano, Creative Services Director (bcromano@sec.org)

Ben Beaty, Assistant Director (bbeaty@sec.org / @BenBeaty)

- Secondary Football Contact

Jill Skotarczak, Assistant Director (jskotarczak@sec.org / @SEC_Jill)

Taylor Brasher, Social Media Director (tbrasher@sec.org)

Office Phone: (205) 458-3000

SEC FOOTBALL INFORMATION ON THE INTERNET

SECsports.com is the official website of the Southeastern Conference. Football information is updated regularly on the site including stats, standings, news and notes. The site also contains video highlights and features during the season.

CollegePressBox.com is the official media website for Division I football. Access and download game notes, quotes, statistics, media guides, headshots, logos and more for all FBS schools, conferences, postseason games, awards and the College Football Playoff. For access, please register for an account at collegepressbox.com/register.

SEC FOOTBALL CONTACTS

ALABAMA - Alex Thompson

athompson@ia.ua.edu
Phone: (440) 666-7615
X: @AlabamaFTBL
Secondary Contact: Aaron Jordan
ajordan@ia.ua.edu
Phone: (205) 913-1979
Tertiary Contact: Nick Cicere
ncicere@ia.ua.edu
Phone: (719) 330-1001

ARKANSAS - Kyle Parkinson

kparkin@uark.edu
Phone: (479) 387-4753
X @TheOtherKP
Secondary Contact: Oliver Grigg
ogrigg@uark.edu
479.502.6577
@Oliver_Grigg
Secondary Contact: Hunter Corneliusen
hc068@uark.edu
Phone: (479) 380-2194
X @HunterCor

AUBURN - Taylor Bryan

tb@auburn.edu
Phone: (254) 709-4411
X: @TaBryan
Secondary:
George Nunnally, gnunnally@auburn.edu
Wes Todd, wlt0006@auburn.edu
Kendra Willard, kal0014@auburn.edu

FLORIDA - Scott Burns

ScottB@gators.ufl.edu
(812) 322-5285
X: @scott__burns
Secondary Contact:
Matthew Hutchison
MatthewH@gators.ufl.edu
Tertiary Contact:
Sullivan Bortner
SullivanB@gators.ufl.edu

GEORGIA - Leland Barrow

leland@sports.uga.edu
Phone: (678) 378-3085
X: @GeorgiaFootball
Secondary Contact: Christopher Lakos
clakos@sports.uga.edu

KENTUCKY – Susan Lax

Slax0@uky.edu
Phone: (859) 608-5019
X: @slax0
Tony Neely
tneely@uky.edu; X: @tneel
Secondary Contact: Matt May
matt.may@uky.edu
Secondary Contact: Cami Williams
Camiran.moore@uky.edu

LSU - Michael Bonnette

mbonnet@lsu.edu
Phone: (225) 241-4845 (cell)
X: @lsubonnette
Secondary Contact: Brandon Berrio
bberri1@lsu.edu
Phone: (225) 328-7065 (cell)
Secondary Contact: Bill Franques
wfranqu@lsu.edu
Phone: (225) 241-4359

OLE MISS - Kyle Campbell

kyle@olemiss.edu
Phone: (662) 915-7522
Twitter: @CampbellKyle
Secondary Contact: Brad Sheffield
brads@olemiss.edu
Secondary Contact: Tyler Wooten
tjwooten@olemiss.edu

MISSISSIPPI STATE - Brandon Langlois

BLanglois@athletics.msstate.edu
Phone: (601) 405-5650
Twitter: LangloisMSU
Secondary Contact: Kelly Shipp
KShipp@athletics.msstate.edu

MISSOURI - Josh Maxson

Josh.maxson@missouri.edu
Phone: (205) 242-5917
X: @MizzouFootball
Secondary Contact: Brock Busick
bbusick@missouri.edu
Phone: (515) 979-9812

OKLAHOMA - Mike Houck

mhouck@ou.edu
Office: (405) 325-8227
X: @mhouckOU
Secondary Contact: Eric Hollier
ehollier@ou.edu
Secondary Contact: Patrick Dunn
patrickdunn@ou.edu

SOUTH CAROLINA - Steve Fink

finksc@mailbox.sc.edu
X: @SteveFink_SID
Phone: (803) 777-7987
Cell: (803) 240-5268
Secondary Contact: Kent Reichert
kentr2@mailbox.sc.edu
Phone: (803) 777-5257
Secondary Contact: David Fox
DF25@mailbox.sc.edu
(803) 777-1994

TENNESSEE - Bill Martin

billmartin@tennessee.edu
Phone: (865) 974-4167
X: @Bill_Martin
Secondary Contact:
Sean Barows
sbarows@tennessee.edu
Phone: (865) 974-7478

TEXAS - John Bianco

john.bianco@athletics.utexas.edu
Office: (512) 471-1346
Cell: (512) 748-9315
X: @UT_Bianco
Secondary Contact: Thomas Stepp
thomas.stepp@athletics.utexas.edu
Office: (512) 471-7877
Cell: (512) 748-4615
Secondary Contact: Grace Tafolla
grace.tafolla@athletics.utexas.edu
Phone: (319) 310-4576

TEXAS A&M -Kat Castner

kcastner@athletics.tamu.edu
Phone: (484) 695-0670
X: @KatCastner
Secondary Contact: Brad Marquardt
bmarquardt@athletics.tamu.edu
Phone: (979) 229-8651
Secondary Contact: Tyler Pounds
tpounds@athletics.tamu.edu
Phone: (979) 848-6317

VANDERBILT - Laura Topp

laura.topp@vanderbilt.edu
Phone: (414) 708-0062
X: @VandyFootball
Secondary Contact: Brian Fremund
brian.fremund@vanderbilt.edu
Phone: (251) 623-3191

Primary Contacts in BOLD

SEC SCHOOL WEEKLY PRESS CONFERENCES (Streamed live on SEC Network +)

(Some schools may not have a press conference prior to open date weekend.)

ALABAMA – Game week Mondays from 11:30 a.m.-12:30 p.m. CT, in the Naylor Stone Media Room.

ARKANSAS – Game week Mondays at Noon CT via Zoom and inside Broyles Center media room.

AUBURN – Weekly press conference will be Monday at 11:30. It is streamed live through War Eagle+.

FLORIDA – Game week Mondays at the Heavener Football Training Center (Napier - approx. 11:45 a.m. ET with players after). Live stream on X (@GatorsFB) and video replay at FloridaGators.com/Watchchannels and video replay at FloridaGators.com/Watch.

GEORGIA – Game week Mondays from Noon ET to 1 p.m. in the Butts-Mehre Building.

KENTUCKY – Game week Mondays at Noon ET in the Kroger Field Media Room.

LSU – Game week Mondays from Noon - 12:30 p.m. CT.

OLE MISS – Game week Mondays at 11:45 a.m. CT in Team Meeting Room of Manning Center.

MISSISSIPPI STATE – Lebby's game-week press conference is at 11:30 a.m. CT Monday inside the Seal Football Complex Team Room.

MISSOURI – Game week Tuesdays at Noon CT in the South End Zone Facility.

OKLAHOMA – Game week Tuesdays at 11:30 a.m. CT; Livestream at SoonerSports.com.

SOUTH CAROLINA – Game week Tuesdays at 1 p.m. ET, Media Room, Long Family Football Operations Center.

TENNESSEE – Game week Mondays at 12:15 ET, North Studio in Neyland-Thompson Sports Center.

TEXAS – Game week Monday beginning at 11:30 am CT.

TEXAS A&M – Game week Mondays beginning at 1:30 p.m. CT inside the Kyle Field Media Center.

VANDERBILT – Game week Tuesdays at 1 p.m. CT.

SEC SCHOOL WEEKLY TELECONFERENCES

(Contact school's SID office for additional teleconference information. Phone numbers are confidential and for media use only. Some schools may not have a teleconference prior to open date weekend.)

ALABAMA – Coach DeBoer participates in the weekly SEC media teleconference.

ARKANSAS – Coach Petrino participates in the weekly SEC media teleconference.

AUBURN – Coach Freeze participates in the weekly SEC media teleconference.

FLORIDA – Coach Napier participates in the weekly SEC media teleconference.

GEORGIA – Coach Smart participates in the weekly SEC media teleconference.

KENTUCKY – Coach Stoops participates in the weekly SEC media teleconference.

LSU – Coach Kelly participates in the weekly SEC media teleconference.

OLE MISS – Coach Kiffin participates in the weekly SEC media teleconference.

MISSISSIPPI STATE – Coach Lebby participates in the weekly SEC media teleconference.

MISSOURI – Coach Drinkwitz participates in the weekly SEC media teleconference.

OKLAHOMA – Coach Venables participates in the weekly SEC media teleconference.

SOUTH CAROLINA – Sundays 5 p.m. ET. Please contact Steve Fink for more information.

Beamer also participates in the weekly SEC media teleconference.

TENNESSEE – Coach Heupel participates in the weekly SEC media teleconference.

TEXAS – Coach Sarkisian participates in the weekly SEC media teleconference.

TEXAS A&M – Coach Elko participates in the weekly SEC media teleconference.

VANDERBILT – Coach Lea participates in the weekly SEC media teleconference.

SEC SCHOOL FTP FEEDS

(Contact school's SID office for copyright and usage information. Some schools may not have a feed prior to open date weekend.)

ALABAMA – Weekly feeds available on FTP. For more information contact Christopher England (cengland@ia.ua.edu).

ARKANSAS – Weekly feeds available on FTP. Contact Michelle Glover (mlglover@uark.edu) for more information.

AUBURN – Weekly feeds available on auburn.imagencloud.com (sign up for free account) later Monday afternoon. Contact Parker Leppien, of AU Athletics Department at pkl0005@auburn.edu.

FLORIDA – Weekly following press conferences on the 2025 Gators Football Media Portal. Please contact Scott Burns at scottb@gators.ufl.edu for details.

GEORGIA – Contact the UGA Sports Communications Office to access the Georgia Media Portal. Also, media available on Georgia's YouTube channel:

<https://www.youtube.com/@GeorgiaBulldogsAthletics>

KENTUCKY – Weekly feeds available on FTP and available at vimeo.com/KYWildcatsTV. Contact Susan Lax at UK Media Relations (slax0@uky.edu) for information.

LSU – Weekly feeds available via FTP each Monday after 4:30 p.m. CT. Contact Michael Bonnette at mbonnet@lsu.edu for details.

OLE MISS – Weekly feeds available on FTP. Contact Jake Hromada at jahromad@olemiss.edu for details.

MISSISSIPPI STATE – Weekly feeds available via Dropbox shared folder on Monday afternoons. Please contact Kelly Shipp at kshipp@athletics.msstate.edu. blanglois@athletics.msstate.edu.

MISSOURI – Media is available on Mizzou's YouTube channel (<https://www.youtube.com/mizzounetwork>).

OKLAHOMA – Contact Mike Houck (mhouch@ou.edu) for information.

SOUTH CAROLINA – Weekly feeds available on FTP. Contact Steve Fink at USC Athletics Communications (finksc@mailbox.sc.edu) for details.

TENNESSEE – Coach Heupel's Monday press conference and student-athlete press conferences are available via media share folder. Contact Bill Martin (billmartin@tennessee.edu) for information.

TEXAS – Contact Texas Communications for video requests.

TEXAS A&M – Weekly feeds available on youtube, X, facebook and 12thMan.com.

VANDERBILT – Contact Steven Parks (steven.parks@vanderbilt.edu) for additional information.

STUDENT-ATHLETE GAME WEEK INTERVIEWS

ALABAMA – A select group of student-athletes will be made available post-practice on Tuesday. For additional player requests, please contact the UA Communications Office.

ARKANSAS – Players will be available by request on Tuesday after practice. Please go through UA Communications Office to arrange interviews and check player availability.

AUBURN – Player interviews should be arranged through the Auburn Media Relations Office. The following are the opportunities for player interviews, including phone interviews:

Mondays/Tuesdays mid-day.

FLORIDA – Players will be available on Monday at the weekly press conference. Players will also be available Wednesday after practice.

GEORGIA – Players are available at the Monday noon press conference and after practice Tuesdays.

KENTUCKY – Players available for interviews after practice on Tuesdays and Wednesdays.

LSU – Four players are available following practice on Tuesday at approximately 6 p.m. Recording will be made available via box after. Contact Michael Bonnette (mbonnet@lsu.edu) for access to download.

OLE MISS – Players available for interviews after practice on Mondays and Tuesdays.

MISSISSIPPI STATE – Players are available Mondays following Coach Lebby's press conference in the team meeting room.

MISSOURI – Tuesday, following Coach Drinkwitz's press conference. Requests for specific players should be submitted to Brock Busick (bbusick@missouri.edu).

OKLAHOMA – Players are available following Monday evening practice. Requests for specific players must be made 24 hours in advance to Mike Houck (mhouch@ou.edu). No interviews after Wednesday of game week.

SOUTH CAROLINA – Tuesdays after practice in the Media Room, Long Family Football Operations Center. Requests for specific players should be submitted by 5 p.m. ET on Sunday.

TENNESSEE – Players are available on Mondays following Coach Heupel's press conference and on Tuesdays following practice. Assistant coaches are available on Tuesdays following practice.

TEXAS – Selected players are available following Coach Sarkisian's press conference on Mondays beginning at Noon CT.

TEXAS A&M – Selected student-athletes are available for interviews after practice on Tuesday mid-morning. Requests for specific players should be submitted to Kat Castner (kcastner@athletics.tamu.edu).

VANDERBILT – Selected student-athletes are available for interviews after practice on Tuesday and Thursday morning. Contact Brian Fremund (brian.fremund@vanderbilt.edu) to arrange interviews.

SCHOOL WEBSITES

ALABAMA – www.rolltide.com

ARKANSAS – www.arkansasrazorbacks.com

AUBURN – www.auburntigers.com

FLORIDA – www.FloridaGators.com

GEORGIA – www.georgiadogs.com

KENTUCKY – www.ukathletics.com

LSU – www.lsusports.net

OLE MISS – www.olemissports.com

MISSISSIPPI STATE – www.HailState.com

MISSOURI – www.mutigers.com

OKLAHOMA – www.soonersports.com

SOUTH CAROLINA – www.gamecocksonline.com

TENNESSEE – www.utsports.com

TEXAS – www.texaslonghorns.com

TEXAS A&M – www.12thMan.com

(Media site: www.12thman.com/media)

VANDERBILT – www.vucommodores.com

WEEKLY DAY OFF

ALABAMA – Monday

ARKANSAS – Sunday

AUBURN – Sunday

FLORIDA – Sunday

GEORGIA – Sunday

KENTUCKY – Sunday

LSU – Monday

OLE MISS – Sunday

MISSISSIPPI STATE – Sunday

MISSOURI – Sunday

OKLAHOMA – Sunday

SOUTH CAROLINA – Monday

TENNESSEE – Sunday

TEXAS – Sunday

TEXAS A&M – Sunday

VANDERBILT – Monday

Statistical Comparisons



Alabama (4-1, 2-0 SEC)
at Missouri (5-0, 1-0 SEC)

11 a.m. CT | ABC

Series: Alabama leads 6-2

Last Week

Alabama def. Vanderbilt 30-14

Missouri: Bye

| | Alabama | Missouri |
|------------------|-------------|------------|
| Rushing Offense | 126.8 (104) | 292.0 (3) |
| Passing Offense | 325.4 (5) | 255.6 (49) |
| Total Offense | 452.2 (26) | 547.6 (4) |
| Scoring Offense | 36.4 (30) | 45.2 (7) |
| Rushing Defense | 155.4 (87) | 62.4 (1) |
| Passing Defense | 130.4 (5) | 141.4 (10) |
| Total Defense | 285.8 (20) | 203.8 (2) |
| Scoring Defense | 16.0 (21) | 14.6 (16) |
| Interceptions | 5 (34) | 3 (73) |
| Sacks | 1.40 (108) | 2.40 (40) |
| Tackles for loss | 5.4 (80) | 6.6 (27) |
| Turnover margin | 1.80 (1) | 0.0 (69) |

FBS rank in ()



Washington State (3-2, 0-0 Pac-12)
at Ole Miss (5-0, 3-0 SEC)

11:45 a.m. CT | SEC Network

Series: First Meeting

Last Week

Washington State def. Colorado State 20-3

Ole Miss: Bye

| | Wash. State | Ole Miss |
|------------------|-------------|-------------|
| Rushing Offense | 78.2 (131) | 208.0 (25) |
| Passing Offense | 228.4 (68) | 322.6 (6) |
| Total Offense | 306.6 (126) | 530.6 (7) |
| Scoring Offense | 20.6 (109) | 40.6 (14) |
| Rushing Defense | 150.4 (78) | 163.8 (100) |
| Passing Defense | 179.8 (29) | 172.4 (25) |
| Total Defense | 330.2 (50) | 336.2 (53) |
| Scoring Defense | 28.8 (100) | 18.8 (33) |
| Interceptions | 0 | 3 (73) |
| Sacks | 2.20 (52) | 1.0 (126) |
| Tackles for loss | 6.2 (39) | 3.8 (127) |
| Turnover margin | -1.20 (126) | -0.60 (104) |

FBS rank in ()



Oklahoma (5-0, 1-0 SEC)
vs. Texas (3-2, 0-1 SEC)

2:30 p.m. CT | ABC

Series: Texas leads 64-51-5

Last Week

Oklahoma def. Kent State 44-0

Florida def. Texas 29-21

| | Oklahoma | Texas |
|------------------|-------------|------------|
| Rushing Offense | 137.2 (96) | 172.6 (55) |
| Passing Offense | 278.0 (30) | 246.6 (56) |
| Total Offense | 415.2 (54) | 419.2 (51) |
| Scoring Offense | 33.8 (46) | 29.6 (63) |
| Rushing Defense | 74.6 (5) | 79.6 (11) |
| Passing Defense | 118.4 (2) | 180.6 (33) |
| Total Defense | 193.0 (1) | 260.2 (13) |
| Scoring Defense | 7.2 (2) | 12.0 (5) |
| Interceptions | 1 (123) | 5 (34) |
| Sacks | 4.20 (1) | 2.20 (52) |
| Tackles for loss | 10.0 (1) | 5.0 (91) |
| Turnover margin | -0.80 (114) | 0.60 (37) |

FBS rank in ()



Arkansas (2-3, 0-1 SEC)
at Tennessee (4-1, 1-1 SEC)

2:30 p.m. CT | ESPN

Series: Tennessee leads 13-7

Last Week

Arkansas: Bye

Tennessee: Bye

| | Arkansas | Tennessee |
|------------------|-------------|-------------|
| Rushing Offense | 213.8 (21) | 199.2 (33) |
| Passing Offense | 300.8 (18) | 337.2 (4) |
| Total Offense | 514.6 (8) | 536.4 (6) |
| Scoring Offense | 37.4 (22) | 51.0 (1) |
| Rushing Defense | 168.0 (108) | 115.2 (39) |
| Passing Defense | 257.0 (113) | 258.2 (115) |
| Total Defense | 425.0 (117) | 373.4 (76) |
| Scoring Defense | 30.0 (109) | 29.0 (102) |
| Interceptions | 4 (52) | 4 (52) |
| Sacks | 2.20 (52) | 4.20 (1) |
| Tackles for loss | 6.4 (34) | 8.2 (9) |
| Turnover margin | -0.40 (91) | -0.20 (78) |

FBS rank in ()



Florida (2-3, 1-1 SEC)
at Texas A&M (5-0, 2-0 SEC)

3:15 p.m. CT | SEC Network

Series: Texas A&M leads 4-3

Last Week

Florida def. Texas 29-21

Texas A&M def. Mississippi State 31-9

| | Florida | Texas A&M |
|------------------|-------------|------------|
| Rushing Offense | 130.2 (100) | 195.4 (37) |
| Passing Offense | 223.8 (72) | 271.4 (34) |
| Total Offense | 354.0 (92) | 466.8 (22) |
| Scoring Offense | 23.4 (97) | 34.8 (42) |
| Rushing Defense | 99.4 (26) | 109.2 (32) |
| Passing Defense | 196.2 (49) | 180.4 (32) |
| Total Defense | 295.6 (24) | 289.6 (21) |
| Scoring Defense | 17.0 (26) | 21.0 (48) |
| Interceptions | 4 (52) | 2 (103) |
| Sacks | 1.80 (89) | 3.60 (6) |
| Tackles for loss | 4.8 (96) | 8.2 (9) |
| Turnover margin | -0.40 (91) | 0.0 (69) |

FBS rank in ()



Georgia (4-1, 2-1 SEC)
at Auburn (3-2, 0-2 SEC)

6:30 p.m. CT | ESPN

Series: Georgia leads 65-56-8

Last Week

Georgia def. Kentucky 35-14

Auburn: Bye

| | Georgia | Auburn |
|------------------|------------|-------------|
| Rushing Offense | 206.8 (26) | 169.0 (59) |
| Passing Offense | 231.8 (66) | 173.2 (112) |
| Total Offense | 438.6 (35) | 342.2 (106) |
| Scoring Offense | 34.6 (43) | 27.6 (76) |
| Rushing Defense | 82.0 (13) | 88.0 (17) |
| Passing Defense | 231.2 (86) | 227.6 (82) |
| Total Defense | 313.2 (33) | 315.6 (38) |
| Scoring Defense | 18.4 (32) | 16.4 (25) |
| Interceptions | 4 (52) | 2 (103) |
| Sacks | 1.40 (108) | 3.20 (8) |
| Tackles for loss | 4.6 (103) | 7.6 (16) |
| Turnover margin | -0.40 (91) | 0.80 (25) |

FBS rank in ()



South Carolina (3-2, 1-2 SEC)
at LSU (4-1, 1-1 SEC)

7:30 p.m. ET | ABC

Series: LSU leads 18-2-1

Last Week

South Carolina: Bye

LSU: Bye

| | South Carolina | LSU |
|------------------|----------------|-------------|
| Rushing Offense | 99.8 (120) | 104.8 (117) |
| Passing Offense | 108.8 (86) | 259.4 (43) |
| Total Offense | 308.6 (125) | 364.2 (81) |
| Scoring Offense | 24.8 (91) | 27.0 (80) |
| Rushing Defense | 143.2 (70) | 84.4 (14) |
| Passing Defense | 180.2 (31) | 208.6 (62) |
| Total Defense | 323.4 (44) | 293.0 (23) |
| Scoring Defense | 18.8 (33) | 12.2 (6) |
| Interceptions | 6 (19) | 7 (12) |
| Sacks | 2.80 (22) | 2.20 (52) |
| Tackles for loss | 5.8 (61) | 5.2 (84) |
| Turnover margin | 1.0 (16) | 0.60 (37) |

FBS rank in ()

2025 SEC Football

SEC IN THE POLLS

Associated Press (Oct. 5)

| No. | Team | Points | Record |
|-----|----------------------|-------------|------------|
| 1 | Ohio State (40) | 1620 | 5-0 |
| 2 | Miami (Fla.) (21) | 1579 | 5-0 |
| 3 | Oregon (5) | 1542 | 5-0 |
| 4 | OLE MISS | 1376 | 5-0 |
| 5 | TEXAS A&M | 1361 | 5-0 |
| 6 | OKLAHOMA | 1346 | 5-0 |
| 7 | Indiana | 1213 | 5-0 |
| 8 | ALABAMA | 1202 | 4-1 |
| 9 | Texas Tech | 1135 | 5-0 |
| 10 | GEORGIA | 1084 | 4-1 |
| 11 | LSU | 949 | 4-1 |
| 12 | TENNESSEE | 892 | 4-1 |
| 13 | Georgia Tech | 782 | 5-0 |
| 14 | MISSOURI | 775 | 5-0 |
| 15 | Michigan | 707 | 4-1 |
| 16 | Notre Dame | 610 | 3-2 |
| 17 | Illinois | 522 | 5-1 |
| 18 | BYU | 463 | 5-0 |
| 19 | Virginia | 452 | 5-1 |
| 20 | VANDERBILT | 407 | 5-1 |
| 21 | Arizona State | 214 | 4-1 |
| 22 | Iowa State | 165 | 5-1 |
| 23 | Memphis | 153 | 6-0 |
| 24 | South Florida | 150 | 4-1 |
| 25 | Florida State | 147 | 3-2 |

Others (SEC Only): Texas (111), Mississippi State (10), Auburn (1).

USA Today Coaches' Poll (Oct. 5)

| No. | Team | Points | Prev. |
|-----|----------------------------|--------------|-----------|
| 1 | Ohio State (5-0) | 1,638 | 1 |
| 2 | Oregon (5-0) | 1,572 | 2 |
| 3 | Miami (Fla.) (5-0) | 1,531 | 3 |
| 4 | OLE MISS (5-0) | 1,402 | 4 |
| 5 | TEXAS A&M (5-0) | 1,330 | 5 |
| 6 | OKLAHOMA (5-0) | 1,283 | 8 |
| 7 | Indiana (5-0) | 1,206 | 9 |
| 8 | ALABAMA (4-1) | 1,183 | 11 |
| 9 | GEORGIA (4-1) | 1,128 | 10 |
| 10 | Texas Tech (5-0) | 1,082 | 14 |
| 11 | LSU (4-1) | 999 | 13 |
| 12 | TENNESSEE (4-1) | 889 | 15 |
| 13 | Georgia Tech (5-0) | 819 | 16 |
| 14 | MISSOURI (5-0) | 736 | 18 |
| 15 | Michigan (4-1) | 653 | 20 |
| 16 | Notre Dame (3-2) | 491 | 21 |
| 17 | Illinois (5-1) | 484 | 22 |
| 18 | Brigham Young (5-0) | 453 | 23 |
| 19 | TEXAS (3-2) | 372 | 7 |
| 20 | VANDERBILT (5-1) | 329 | 17 |
| 21 | Iowa State (5-1) | 295 | 12 |
| 22 | Penn State (3-2) | 294 | 6 |
| 23 | Arizona State (4-1) | 292 | 24 |
| 24 | Virginia (5-1) | 258 | NR |
| 25 | Memphis (6-0) | 162 | NR |

Others (SEC Only): Auburn (7).

College Football Playoff Rankings (Final - 2024)

| No. | Team | Record | Prev. |
|-----|-----------------------|-------------|-----------|
| 1 | Oregon | 13-0 | 1 |
| 2 | GEORGIA | 11-2 | 5 |
| 3 | TEXAS | 11-2 | 2 |
| 4 | Penn State | 11-2 | 3 |
| 5 | Notre Dame | 11-1 | 4 |
| 6 | Ohio State | 10-2 | 6 |
| 7 | TENNESSEE | 10-2 | 7 |
| 8 | Indiana | 11-1 | 9 |
| 9 | Boise State | 12-1 | 10 |
| 10 | SMU | 11-2 | 8 |
| 11 | ALABAMA | 9-3 | 11 |
| 12 | Arizona State | 11-2 | 15 |
| 13 | Miami | 10-2 | 12 |
| 14 | OLE MISS | 9-3 | 13 |
| 15 | SOUTH CAROLINA | 9-3 | 14 |
| 16 | Clemson | 10-3 | 17 |
| 17 | BYU | 10-2 | 18 |
| 18 | Iowa State | 10-3 | 16 |
| 19 | MISSOURI | 9-3 | 19 |
| 20 | Illinois | 9-3 | 21 |
| 21 | Syracuse | 9-3 | 22 |
| 22 | Army | 11-1 | 24 |
| 23 | Colorado | 9-3 | 23 |
| 24 | UNLV | 10-3 | 20 |
| 25 | Memphis | 10-2 | 25 |



SEC Network has proven time and again that it is one of the most successful launches by a network in all of cable television. It placed the Southeastern Conference, its member institutions and sports teams on an international stage with brand recognition in every corner of the country and around the globe.

That was the vision when the SEC and ESPN signed a 20-year agreement through 2034 to create and operate a multi-platform network, which launched on Aug. 14, 2014. The network and its accompanying digital platform, SEC Network+, carries SEC live events and programming 24/7.

Complementing the volume of network-produced programming, all 14 schools built state-of-the-art control rooms and purchased HD camera equipment to provide the same quality coverage for events that viewers have been accustomed to for years across ESPN networks.

These school-produced events are made available exclusively through the ESPN App as part of SEC Network+ on connected devices, allowing fans to watch their favorite teams anytime, anywhere.

SEC Network has also become known for its signature studio show, SEC Now, its traveling weekly football pregame show, SEC Nation, and of course, The Paul Finebaum Show, which welcomes callers and guests to share their thoughts on topics surrounding the SEC. On top of the network's wall-to-wall coverage of Saturday SEC football, SEC Network boasts additional football-focused studio shows in the fall: SEC This Morning and Marty & McGee, as well as food and culture favorite, TrueSouth.



2025 SEC Football

| SEC IN THE POLLS (AP / USA Today / CFP Ranking) | | | | | | | | | | | | | | | | |
|---|---------|--------|---------|---------|---------|-----|---------|---------|---------|---------|---------|---------|---------|---------|---------|---------|
| | ALA | ARK | AUB | UF | UGA | UK | LSU | UM | MSU | MU | OU | USC | TEN | TX | A&M | VU |
| Preseason | 8/8/- | -/RV/- | RV/RV/- | 15/17/- | 5/4/- | -/- | 9/9/- | 21/15/- | -/- | RV/RV/- | 18/RV/- | 13/13/- | 24/18/- | 1/1/- | 19/21/- | -/RV/- |
| Week 1 | 21/20/- | -/- | RV/RV/- | 13/15/- | 4/3/- | -/- | 3/4/- | 20/14/- | -/- | RV/RV/- | 18/24/- | 10/11/- | 22/17/- | 7/6/- | 19/22/- | -/RV/- |
| Week 2 | 19/18 | -/- | 24/RV | RV/RV/- | 6/3/- | -/- | 3/4/- | 17/13/- | RV/RV/- | 25/RV/- | 13/16/- | 11/10/- | 15/15/- | 7/7/- | 16/17/- | RV/RV/- |
| Week 3 | 14/14/- | -/- | 22/25/- | -/- | 5/3/- | -/- | 3/4/- | 13/11/- | RV/RV/- | 23/22/- | 11/12/- | RV/24/- | 15/15/- | 8/7/- | 10/10/- | 20/23/- |
| Week 4 | 17/16/- | -/- | RV/RV/- | -/- | 5/3/- | -/- | 4/4/- | 13/11/- | RV/RV/- | 20/19/- | 7/10/- | -/- | 15/15/- | 10/7/- | 9/9/- | 18/20/- |
| Week 5 | 10/11/- | -/- | -/RV/- | -/- | 12/10/- | -/- | 13/13/- | 4/4/- | RV/RV/- | 19/18/- | 5/8/- | -/- | 15/15/- | 9/7/- | 6/5/- | 16/17/- |
| Week 6 | 8/8/- | -/- | RV/RV/- | -/- | 10/9/- | -/- | 11/11/- | 4/4/- | RV/- | 14/14/- | 6/6/- | -/- | 12/12/- | RV/19/- | 5/5/- | 20/20/- |
| Week 7 | | | | | | | | | | | | | | | | |
| Week 8 | | | | | | | | | | | | | | | | |
| Week 9 | | | | | | | | | | | | | | | | |
| Week 10 | | | | | | | | | | | | | | | | |
| Week 11 | | | | | | | | | | | | | | | | |
| Week 12 | | | | | | | | | | | | | | | | |
| Week 13 | | | | | | | | | | | | | | | | |
| SECCG | | | | | | | | | | | | | | | | |
| Bowls | | | | | | | | | | | | | | | | |
| FINAL | | | | | | | | | | | | | | | | |

| SEC ATTENDANCE UPDATE | | | | | | | |
|-----------------------|--|----------|-------|----------|------------|--------------|------------------|
| School | Stadium(s) | Capacity | Games | 100%+ | Total Att. | Average Att. | Pct. of Capacity |
| Alabama | Saban Field at Bryant-Denny Stadium | 100,077 | 3 | 3 | 300,231 | 100,077 | 100.00 |
| Arkansas | Donald W. Reynolds Razorback (Fayetteville) | 76,000 | 2 | - | 145,938 | 72,969 | 96.01 |
| | War Memorial (Little Rock) | 54,120 | 1 | 1 | 54,224 | 54,224 | 100.19 |
| Auburn | Pat Dye Field at Jordan-Hare Stadium | 88,043 | 2 | 2 | 176,086 | 88,043 | 100.00 |
| Florida | Steve Spurrier-Florida Field at Ben Hill Griffin Stadium | 88,548 | 3 | 3 | 270,084 | 90,028 | 101.67 |
| Georgia | Dooley Field at Sanford Stadium | 93,033 | 4 | 4 | 372,132 | 93,033 | 100.00 |
| Kentucky | Kroger Field | 61,000 | 3 | - | 173,292 | 57,764 | 94.70 |
| LSU | Tiger Stadium | 102,321 | 3 | - | 306,044 | 102,015 | 99.71 |
| Ole Miss | Vaught-Hemingway/Hollingsworth Field | 64,038 | 4 | 4 | 264,827 | 66,207 | 103.39 |
| Mississippi State | Davis Wade Stadium at Scott Field | 60,311 | 4 | 1 | 206,186 | 51,547 | 85.47 |
| Missouri | Memorial Stadium / Faurot Field | 57,321 | 5 | 5 | 286,605 | 57,321 | 100.00 |
| Oklahoma | Oklahoma Memorial Stadium | 83,489 | 4 | 2 | 333,980 | 83,495 | 100.07 |
| South Carolina | Williams-Brice Stadium | 77,559 | 3 | 3 | 239,044 | 79,681 | 102.74 |
| Tennessee | Neyland Stadium/Shields-Watkins Field | 101,915 | 3 | 3 | 305,745 | 101,915 | 100.00 |
| Texas | Darrell K Royal Memorial Stadium | 100,119 | 3 | 3 | 306,869 | 102,229 | 102.17 |
| Texas A&M | Kyle Field | 102,733 | 4 | 3 | 424,568 | 106,142 | 103.32 |
| Vanderbilt | FirstBank Stadium | 35,000 | 3 | 2 | 103,688 | 34,563 | 98.75 |
| TOTALS | | | 53 | 38 (72%) | 4,269,333 | 80,553 | |
| Neutral Site Games | [Florida vs. Georgia, Jacksonville] | | - | - | - | | |
| | [Oklahoma vs. Texas, Dallas] | | - | - | - | | |
| | [SEC Championship Game, Atlanta] | | - | - | - | | |

| SEC OVERTIME RECORDS | | | | |
|----------------------|-------|------|-------------|---|
| Team | Total | Pct. | vs. Non-SEC | Last Overtime Game |
| Alabama | 7-10 | .412 | 0-2 | Michigan 27, Alabama 20 (1) (2023) |
| Arkansas | 15-8 | .652 | 3-2 | Oklahoma State 39, Arkansas 31 (2) (2024) |
| Auburn | 10-9 | .526 | 5-2 | Auburn 43, Texas A&M (4) (2024) |
| Florida | 5-6 | .455 | 1-0 | Tennessee 23, Florida 17 (1) (2024) |
| Georgia | 11-7 | .611 | 6-3 | Georgia 44, Tennessee 41 (1) (2025) |
| Kentucky | 3-8 | .273 | 1-2 | Ole Miss 42, Kentucky 41 (1) (2020) |
| LSU | 10-8 | .556 | 1-0 | LSU 29, Ole Miss 26 (1) (2024) |
| Ole Miss | 7-10 | .412 | 2-1 | LSU 29, Ole Miss 26 (1) (2024) |
| Mississippi State | 7-6 | .538 | 4-1 | Tennessee 41, Mississippi State 34 (1) (2025) |
| Missouri | 3-2 | .600 | 0-1 | Missouri 30, Vanderbilt 27 (2) (2024) |
| Oklahoma | - | - | - | - |
| South Carolina | 3-4 | .429 | 0-1 | South Carolina 20, Georgia 17 (2) (2019) |
| Tennessee | 17-9 | .654 | 4-4 | Tennessee 41, Mississippi State 34 (1) (2025) |
| Texas | 1-1 | .500 | 1-0 | Texas 39, Arizona State 31 (2) (2024) |
| Texas A&M | 7-1 | .875 | 1-0 | Auburn 43, Texas A&M (4) (2024) |
| Vanderbilt | 5-7 | .417 | 3-2 | Missouri 30, Vanderbilt 27 (2) (2024) |
| TOTALS | | | 28-21(.571) | |

| BREAKDOWN OF LENGTH OF OVERTIMES | | |
|----------------------------------|-------|---|
| Number/OTs | Games | Last Game |
| 8 | 1 | Georgia 44, Georgia Tech 42 (8) (2024) |
| 7 | 3 | Texas A&M 74, LSU 72 (7) (2018) |
| 6 | 1 | Tennessee 41, Arkansas 38 (2002) |
| 5 | 1 | Tennessee 51, Alabama 43 (2003) |
| 4 | 6 | Auburn 43, Texas A&M (4) (2024) |
| 3 | 6 | Arkansas 55, Kansas 53 (3) (2022) |
| 2 | 21 | Texas 39, Arizona State 31 (2) (2024) |
| 1 | 91 | Tennessee 41, Mississippi State 34 (1) (2025) |

NOTES:
First Overtime Game: Nov. 16, 1996 at Auburn (Georgia 56, Auburn 49 - 4 OT)
First Non-Conference Overtime Game: Aug. 30, 1997 at Oxford (Ole Miss 24, Central Florida 23)
Most Overtime Games in a Season: 12 (2014)

2025 SEC PLAYERS OF THE WEEK

OFFENSIVE

DJ LAGWAY, QB, FLORIDA

- Lagway completed 21-of-28 passes (75.0%) for a season-high 298 yards (third-highest total of career) and two touchdowns.
- Was a perfect 4-for-4 for 31 yards on Florida's opening drive.
- He posted the third-best quarterback rating of his career (180.8) while completing at least 75% of his passes for the second time in five starts this season.
- Has posted a QB rating above 130.0 in nine of his last 11 games.
- Lagway delivered a 150.0-plus rating for the eighth time in his career. He has thrown a touchdown in 10 out of his last 12 contests.
- Lagway's 60-yard connection with WR Vernell Brown III marked his 14th-career completion of 40-plus yards.

DEFENSIVE

JUSTIN JEFFERSON, LB, ALABAMA

- Led the Alabama defense with 14 total tackles against No. 16/17 Vanderbilt.
- Registered a team-best nine solo stops and five assisted tackles.
- More than tripled the next-closest tackler on the team.
- Added one sack (-11 yards) and a forced fumble on the day.

DAYMION SANFORD, LB, TEXAS A&M

- Nine tackles, 2.0 TFL, 1.0 sack, 1 INT versus Mississippi State.
- Recorded career highs in tackles, while earning his first career INT ... posted a 82.9 overall defensive grade, a 81.9 run defensive grade, a 82.3 tackling grade and a 70.2 pressure grade, according to Pro Football Focus.
- Logged 0.5+ sack for the third consecutive game ... over the last three games, has totaled 18 tackles, 4.5 TFL and 2.5 sacks ... secured his seventh career game with 7+ tackles.
- Led a Texas A&M defense which limited Mississippi State to 9 total points – 29.6 points below the Bulldogs season average (38.6).

SPECIAL TEAMS

TATE SANDELL, PK, OKLAHOMA

- Redshirt junior K Tate Sandell was 3 for 3 on field goal attempts and 5 for 5 on PAT tries in Oklahoma's 44-0 win over Kent State in Norman.
- He made field goals from 49, 39 and 55 yards.
- His 55-yard field goal was a personal career long, tied for the seventh longest in school history and tied for OU's fourth longest at Gaylord Family – Oklahoma Memorial Stadium.
- He improved to 9 for 10 on field goals and 18 for 18 on PATs this season.

TAYLOR SPIERTO, WR, FLORIDA

- Spierto blocked a punt to force a safety in the second quarter.
- It marked Florida's first blocked punt since Derek Wingo vs. Charlotte on Sept. 23, 2023 and the Gators' first safety since Nov. 25, 2023 vs. FSU.
- The play also represented Florida's first blocked punt in SEC play since Jordan Pouncey at LSU on Oct. 16, 2021.

OFFENSIVE LINEMAN

PARKER BRAILSFORD, C, ALABAMA

- Directed Alabama's offensive line unit in the Crimson Tide's 30-14 win over No. 16/17 Vanderbilt.
- Played all 69 snaps at center.
- Graded out at an 88 percent by the UA coaching staff.
- Did not allow a sack, pressure or quarterback hit on the afternoon.
- Registered a team-high 11 knockdown blocks against the Commodores.
- Helped Alabama rack up 486 total yards, including 146 on the ground against the SEC's third-ranked run defense.

DEFENSIVE LINEMAN

CASHIUS HOWELL, DE, TEXAS A&M

- Three tackles, 3.0 TFL, 3.0 sacks, one PBU versus Mississippi State
- Posted a 85.1 defensive grade, including a 86.2 pressure grade, according to Pro Football Focus ... his pressure grade was the eighth highest in Week 6 among FBS edge rushers who played at least 30 snaps ... the 3 tackles accounted for minus-26 total lost yards (1.0 sack for minus-7 yards, 1.0 sack for minus-12 yards & 1.0 sack for minus-7 yards).
- Led a Texas A&M defense which limited Mississippi State to 9 total points – 29.6 points below the Tigers' season average (38.6) and just three points in the first half.
- Anchored a defense that limited the Bulldogs to 1-for-10 performance on 3rd down & just 77 rushing yards, including a mere eight, six, and nine yards in the second, third and fourth quarter, respectively.
- Helped the defense limit Mississippi State to 219 total yards, which was more than 200 yards below the Bulldogs' season average entering the game (429.8).

FRESHMAN

DALLAS WILSON, WR, FLORIDA

- Had a game-high six receptions, 111 yards and two touchdowns in his first collegiate game and start.
- Set UF records for receptions, yards and touchdowns for a true freshman wide receiver in their first career start.

OTHER TOP PERFORMANCES LAST WEEK

JAM MILLER, RB (Alabama) -- Rushed 22 times for 136 yards and a touchdown while adding an eight-yard reception in the Crimson Tide's 30-14 win over No. 16/17 Vanderbilt...Set new season-highs by a Crimson Tide running back in carries and yards...Converted six first downs in addition to his 20-yard touchdown run in the fourth quarter to leave no doubt the victory for UA...Ten of his 22 carries came in the fourth quarter as the Tide dominated the line of scrimmage and ran down the clock...Averaged 5.8 yards per carry in that fourth quarter...Had five rushes of 10-plus yards on the day including a team-long 22-yard run.

DEVIN MOORE, DB (Florida) -- Totaled four tackles, three solo, with his first career sack, an interception and a tackle for loss.

CJ ALLEN, ILB (Georgia) -- Had a team-high six tackles, including two tackles for loss and a sack, and forced a fumble that the Bulldogs recovered during their 35-14 win over Kentucky...Led a defense that kept the Wildcats to just 270 yards, including only 45 on the ground, and 3-for-11 on third downs...Had a sack for minus-1 yard that helped lead to a second quarter punt...Forced a fumble at the beginning of the second half; Bulldogs promptly scored a touchdown minutes later to go up 28-7.

ISAIAH SATEGNA III, WR/PR (Oklahoma) -- Bothwell rushed 23 times for 134 yards and two touchdowns to help MSU's 198-yard total on the ground versus Tennessee. He averaged 5.8 yards per carry.

R MASON THOMAS, DL (Oklahoma) -- Thomas logged a career-high six tackles, 2.0 tackles for loss, a sack and a forced fumble that led to a TD on the same play in Oklahoma's 44-0 win over Kent State in Norman...Thomas keyed an OU defensive effort that resulted in the only shutout nationally this week, as the Sooners limited Kent State to 135 total yards, 17 rushing yards and a 15% third-down conversion rate (2 of 13)...His forced fumble resulted in OU's first defensive turnover of the season and was returned by DL Gracen Halton for a touchdown.

RUEBEN OWENS II, RB (Texas A&M) -- Posted a career high in rushes and rushing yards ... the 142 rushing yards were the most in a game by an Aggie since Devon Achane had 215 yards against LSU in 2022 ... secured a season-long 37-yard scamper that set up a field goal to extend A&M's edge to 31-9 ... his 6.76 yards per carry helped pace an Aggies offense that averaged 5.5 yards per carry overall ... anchored an Aggies rushing attack that posted its second-consecutive 200-plus yard rushing game and amassed 299 yards on 54 attempts (5.5 per rush) against a Bulldogs defense that entered the week surrendering just 135.4 yards per game on the ground.

SEC FOOTBALL PLAYERS OF THE WEEK

2024 SEASON

Week 1 (Games of Aug. 29-Sept. 1): Offense - Diego Pavia, QB, Vanderbilt; Carson Beck, QB, Georgia; Defense - Keon Sabb, DB, Alabama; Special Teams - Peyton Woodring, PK, Georgia; Tyler Keltner, PK, Oklahoma; Offensive Lineman - Cameron Williams, OT, Texas; Fernando Carmona Jr., OL, Arkansas; Defensive Lineman - Kyle Kennard, EDGE, South Carolina; Dylan Stewart, EDGE, South Carolina; Freshman - Nico Iamaleava, QB, Tennessee; Ryan Williams, WR, Alabama.

Week 2 (Games of Sept. 7): Offense - Quinn Ewers, QB, Texas; Defense - Nick Emmanwori, FS, South Carolina; Special Teams - Kai Kroeger, P, South Carolina; Offensive Lineman - Jake Majors, C, Texas; Cooper Mays, C, Tennessee; Defensive Lineman - Gracen Halton, DT, Oklahoma; Tim Keenan III, DL, Alabama; Freshman - Nico Iamaleava, QB, Tennessee.

Week 3 (Games of Sept. 14): Offense - Jalen Milroe, QB, Alabama; Jaxson Dart, QB, Ole Miss; Defense - Bradyn Swinson, DE, LSU; Raylen Wilson, LB, Georgia; Special Teams - Blake Craig, PK, Missouri; Offensive Lineman - Trey Zuhn, OL, Texas A&M; Defensive Lineman - Jared Ivey, DE, Ole Miss; Tyrion Ingram-Dawkins, DL, Georgia; Freshman - Arch Manning, QB, Texas; Marcel Reed, QB, Texas A&M.

Week 4 (Games of Sept. 21): Offense - Nate Noel, RB, Missouri; Garrett Nussmeier, QB, LSU; Defense - TJ Metcalf, DB, Arkansas; Special Teams - Max Gilbert, PK, Tennessee; Offensive Lineman - Austin Barber, OT, Florida; Defensive Lineman - Bradyn Swinson, DE, LSU; Joshua Josephs, DE, Tennessee; Freshman - Nico Iamaleava, QB, Tennessee.

Week 5 (Games of Sept. 28): Offense - Jalen Milroe, QB, Alabama; Defense - Kip Lewis, LB, Oklahoma; Special Teams - Alex Raynor, K, Kentucky; Tyler White, P, Texas A&M; Offensive Lineman - Kelvin Banks Jr., OT, Texas; Defensive Lineman - Octavious Oxendine, DL, Kentucky; Freshman - Ryan Williams, WR, Alabama.

Week 6 (Games of Oct. 5): Offense - Diego Pavia, QB, Vanderbilt; Defense - Anthony Hill, LB, Texas; Special Teams - Brock Taylor, PK, Vanderbilt; Tyler White, P, Texas A&M; Offensive Lineman - Gunnar Hansen, OT, Vanderbilt; Fernando Carmona, OT, Arkansas; Defensive Lineman - Miles Capers, DE, Vanderbilt; Walter Nolen, DT, Ole Miss; Freshman - Malachi Singleton, QB, Arkansas.

Week 7 (Games of Oct. 12): Offense - Garrett Nussmeier, QB, LSU; Defense - Anthony Hill, LB, Texas; Whit Weeks, LB, LSU; Special Teams - Brock Taylor, PK, Vanderbilt; Offensive Lineman - Kelvin Banks, OT, Texas; Defensive Lineman - James Pearce Jr., DE, Tennessee; Bradyn Swinson, DE, LSU; Freshman - Michael Van Buren, QB, Mississippi State; Boo Carter, DB, Tennessee.

Week 8 (Games of Oct. 19): Offense - Dylan Sampson, RB, Tennessee; Defense - Jalon Walker, LB, Georgia; Nick Emmanwori, S, South Carolina; Special Teams - Damian Ramos, PK, LSU; Offensive Lineman - Emery Jones, OT, LSU; Cooper Mays, C, Tennessee; Defensive Lineman - Tonka Hemingway, DT, South Carolina; Mykel Williams, DT, Georgia; Freshman - Jadon Baugh, RB, Florida.

Week 9 (Games of Oct. 26): Offense - Jarquez Hunter, RB, Auburn; Jordan Watkins, WR, Ole Miss; TJ Dottery, LB, Ole Miss; Chaz Chambliss, LB, Georgia; Special Teams - Jesse Mirco, P, Vanderbilt; Alex Herrera, PK, South Carolina; Offensive Lineman - Tyler Booker, OL, Alabama; Izavion Miller, OL, Auburn; Defensive Lineman - Keldric Faulk, DL, Auburn; Freshman - Braylen Russell, RB, Arkansas; Marcel Reed, QB, Texas A&M.

Week 10 (Games of Nov. 2): Offense - Jaxson Dart, QB, Ole Miss; Taylen Green, QB, Arkansas; Defense - Suntarine Perkins, DE, Ole Miss; Michael Taaffe, DB, Texas; Special Teams - Tyler White, P, Texas A&M; Offensive Lineman - Torricelli Simpkins III, OG, South Carolina; Defensive Lineman - Princely Umanmielen, DE, Ole Miss; Freshman - LaNorris Sellers, QB, South Carolina.

Week 11 (Games of Nov. 9): Offense - Jalen Milroe, QB, Alabama; Raheim "Rocket" Sanders, RB, South Carolina; Defense - Jihaad Campbell, LB, Alabama; Triston Newson, LB, Missouri; Special Teams - Caden Davis, PK, Ole Miss; Offensive Lineman - Tyler Booker, OL, Alabama; Torricelli Simpkins III, OG, South Carolina; Defensive Lineman - Jared Ivey, DE, Ole Miss; Princely Umanmielen, DE, Ole Miss; Freshman - LaNorris Sellers, QB, South Carolina.

Week 12 (Games of Nov. 16): Offense - LaNorris Sellers, QB, South Carolina; Defense - Shemar James, ILB, Florida; Jahdae Barron, DB, Texas; Special Teams - Trey Smack, PK, Florida; Brett Thorson, P, Georgia; Offensive Lineman - Hayden Conner, OG, Texas; Tate Ratledge, OG, Georgia; Defensive Lineman - Alfred Collins, DT, Texas; Freshman - DJ Lagway, QB, Florida.

Week 13 (Games of Nov. 23): Offense - Jarquez Hunter, RB, Auburn; Defense - Bryce Thornton, DB, Florida; Anthony Hill, LB, Texas; Special Teams - Kai Kroeger, P, South Carolina; Offensive Lineman - Febechi Nwaiwu, OL, Oklahoma; Will Campbell, OT, LSU; Defensive Lineman - Caleb Banks, DT, Florida; Mason Thomas, DL, Oklahoma; Freshman - Xavier Robinson, RB, Oklahoma; Cam Coleman, WR, Auburn.

Week 14 (Games of Nov. 29-30): Offense - LaNorris Sellers, QB, South Carolina; Quintrevion Wisner, RB, Texas; Defense - Whit Weeks, LB, LSU; Vernon Broughton, DL, Texas; Special Teams - Aaron Anderson, WR/RS, LSU; Kai Kroeger, P, South Carolina; Offensive Lineman - Tyler Booker, OL, Alabama; Andrej Karic, OG, Tennessee; Defensive Lineman - Johnny Walker Jr., DE, Missouri; Walter Nolen, DT, Ole Miss; Freshman - Nico Iamaleava, QB, Tennessee; Dominick McKinley, DT, LSU.

2025 SEASON

Week 1 (Games of Aug. 28-Aug. 31): Offense - Jackson Arnold, QB, Auburn; Garrett Nussmeier, QB, LSU; Defense - Colton Hood, DB, Tennessee; Fred Johnson, LB, South Carolina; Special Teams - Rayshawn Pleasant, DB/KR, Auburn; Vicari Swain, DB/PR, South Carolina; Offensive Lineman - Braelin Moore, C, LSU; Defensive Lineman - Zxavian Harris, DT, Ole Miss; Will Whitson, DT, Mississippi State; Freshman - Braylon Staley, WR, Tennessee.

Week 2 (Games of Sept. 6): Offense - John Mateer, QB, Oklahoma; Defense - Nick Rinaldi, LB, Vanderbilt; Nic Mitchell, LB, Mississippi State; Special Teams - Lucas Carneiro, PK, Ole Miss; Vicari Swain, DB/PR, South Carolina; Offensive Lineman - Albert Reese, RT, Mississippi State; Dominick Giudice, G, Missouri; Defensive Lineman - Cashius Howell, DE, Texas A&M; Freshman - Parker Livingstone, WR, Texas.

Week 3 (Games of Sept. 13): Offense - Gunner Stockton, QB, Georgia; Defense - Bray Hubbard, S, Alabama; Dashawn Spears, S, LSU; Special Teams - Peyton Woodring, PK, Georgia; Offensive Lineman - Jordan White, G, Vanderbilt; Diego Pounds, OT, Ole Miss; Defensive Lineman - Albert Regis, DT, Texas A&M; Freshman - Tory Blaylock, RB, Oklahoma.

Week 4 (Games of Sept. 20): Offense - Ahmed Hardy, RB, Missouri; Defense - Jaden Yates, LB, Ole Miss; Special Teams - Grayson Miller, P, Oklahoma; Offensive Lineman - Keagen Trost, OL, Missouri; Defensive Lineman - R Mason Thomas, DE, Oklahoma; Zion Young, DE, Missouri; Freshman - Robert Meyer, PK, Missouri; Jamison Curtis, LB, Vanderbilt.

Week 5 (Games of Sept. 27): Offense - Ty Simpson, QB, Alabama; Trinidad Chambliss, QB, Ole Miss; Defense - Arion Carter, LB, Tennessee; Special Teams - Brock Taylor, PK, Vanderbilt; Offensive Lineman - Patrick Kutas, OL, Ole Miss; Kady Proctor, LT, Alabama; Defensive Lineman - Bryan Thomas Jr., EDGE, South Carolina; Tyre West, DE, Tennessee; Freshman - Oscar Bird, P, Ole Miss.

Week 6 (Games of Oct. 4): Offense - DJ Lagway, QB, Florida; Defense - Justin Jefferson, LB, Alabama; Daymion Sanford, LB, Texas A&M; Special Teams - Tate Sandell, PK, Oklahoma; Taylor Spierto, WR, Florida; Offensive Lineman - Parker Brailsford, C, Alabama; Defensive Lineman - Cashius Howell, DE, Texas A&M; Freshman - Dallas Wilson, WR, Florida.

SEC FOOTBALL NOTES

SEC FOOTBALL INSTANT REPLAY STATISTICS

| | Games Using SEC Replay | Play Stoppages | Plays Overturned | Average Length of Review |
|--------|---------------------------|-------------------|---------------------|-----------------------------|
| 2005 | 77 | 66 | 17 (25.76%) | 1:53 |
| 2006 | 89 | 123 | 29 (23.58%) | 1:41 |
| 2007 | 87 | 139 | 38 (27.34%) | 1:36 |
| 2008 | 85 | 122 | 39 (31.97%) | 1:24 |
| 2009 | 85 | 115 | 28 (24.35%) | 1:26 |
| 2010 | 85 | 119 | 37 (31.09%) | 1:36 |
| 2011 | 86 | 95 | 36 (37.89%) | 1:37 |
| 2012 | 101 | 138 | 52 (37.68%) | 1:28 |
| 2013 | 101 | 146 | 54 (36.99%) | 1:22 |
| 2014 | 101 | 166 | 62 (37.35%) | 1:28 |
| 2015 | 103 | 203 | 76 (37.44%) | 1:22 |
| 2016 | 98 | 219 | 93 (42.47%) | 1:28 |
| 2017 | 102 | 211 | 93 (44.08%) | 1:17 |
| 2018 | 101 | 235 | 119 (50.64%) | 1:07 |
| 2019 | 101 | 223 | 100 (44.84%) | 1:11 |
| 2020 | 69 | 200 | 85 (42.50%) | 1:19 |
| 2021 | 104 | 229 | 120 (52.40%) | 1:23 |
| 2022 | 103 | 250 | 88 (35.20%) | 1:26 |
| 2023 | 100 | 222 | 88 (35.20%) | 1:10 |
| 2024 | 113 | 221 | 137 (61.99%) | 1:29 |
| TOTALS | 1793 | 3223 | 1297(40.24%) | |

2025 INSTANT REPLAY STATISTICS

| | Games Using SEC Replay | Play Stoppages | Plays Overturned | Average Length of Review |
|---------|---------------------------|-------------------|---------------------|-----------------------------|
| Week 1 | 13 | 19 | 14 (73.68%) | 1:16 |
| Week 2 | 12 | 32 | 13 (40.63%) | 1:30 |
| Week 3 | 12 | 11 | 9 (81.82%) | 1:32 |
| Week 4 | 9 | 13 | 6 (46.15%) | 1:23 |
| Week 5 | 8 | 19 | 11 (57.89%) | 1:10 |
| Week 6 | 5 | 17 | 10 (58.82%) | 1:14 |
| Week 7 | | | | |
| Week 8 | | | | |
| Week 9 | | | | |
| Week 10 | | | | |
| Week 11 | | | | |
| Week 12 | | | | |
| Week 13 | | | | |
| Week 14 | | | | |
| Week 15 | | | | |
| TOTALS | 59 | 111 | 63 (56.76%) | 1:22 |

THIS IS SEC FOOTBALL

- Sixteen times in the last 19 seasons, a team from the SEC has advanced to the national championship game. The SEC has won 13 of those contests, with two of the losses coming in the game's final seconds. The winner of the SEC Championship Game has advanced to the National Championship Game all but three times since 2006.
- With Florida in January 2009, five different teams from the SEC (Alabama, Auburn, Florida, LSU, Georgia) have played for and won the national championship in the last 15 seasons. All five have multiple appearances and at least one victory since in the national championship game since 2007.
- The SEC won four consecutive CFP National Championships, by three different programs (LSU, Alabama, Georgia), from 2019-2022.
- Not counting games versus each other, the SEC is 16-7 all-time in College Football Playoff games, playing in eight of the 11 CFP Championship Games (winning six of those eight). The SEC is 10-3 in CFP Semifinals, including a streak of 10 consecutive semifinal wins from 2015-2022.
- Since 2006, the SEC has posted a 35-18 (.660) record in BCS/CFP games, more wins, appearances, and winning percentage than any other A4 conference.
- The Southeastern Conference led the nation yet again in 2024 with 439 former players on opening weekend 53-man active rosters, including injured reserve.
- A total of 35 former SEC players were on active rosters of Super Bowl LVI between the Kansas City Chiefs and the Philadelphia Eagles.
- The SEC is 122-78 (.610) in bowl games since 2006, the only FBS league with a .600 or better winning percentage and nearly 40 wins more than the next closest conference.
- The SEC has now won 73 games in the last nine postseasons and has sent no less than eight teams to post-season bowls in each of the last 18 seasons.
- In the 11 seasons of the College Football Playoff era, only nine programs nationally have been ranked No. 1 in the weekly CFP Top-25 Poll (which begins in late October each year) – five of those nine programs (Alabama, Georgia, LSU, Mississippi State, Tennessee) are from the SEC. Prior to 2023, no team outside the SEC had been ranked No. 1 in the weekly CFP Poll since 2019, while four schools from the SEC were ranked No. 1 during that time.
- With Georgia and Alabama both earning victories in the CFP Semifinals in both 2021 and 2017, the national championship game has featured two SEC teams twice in the last eight years and three times since the 2011 season.
- The SEC Championship has been the most watched conference championship nationally for 16 of the past 17 seasons, including 12 in a row from 2008-2019. The only year it was not #1 was 2020 when the SEC did not have a traditional schedule due to the pandemic.
- The 2024 SEC Championship Game averaged 16.6 million viewers across ABC and ESPN, the fourth-largest audience on record for the game. The overtime win for Georgia, which peaked with 19.7 million viewers, delivered the largest audience of the college football season — surpassing the previous high set by the regular season matchup between the same two teams. Overall, the SEC title game last season delivered the third-largest regular season college football audience ever on the ESPN family of networks.
- The SEC finished the 2024 season as the most-watched conference in college football based on total minutes consumed for a third-straight year. The SEC was also #1 in average audience for the 14th consecutive year. The SEC on ABC accounted for more than two-thirds of the 50 most-watched games in the 2024 regular season.
- The SEC received 105 of the total NFL Combine invites in 2024 - which accounted for nearly one third of the national total.

SEC vs. NON-CONFERENCE TEAMS

| 2025 SEC NON-CONFERENCE RECORD [44-6] | | | | | SEC NON-CONFERENCE RECORD (Since 1992) | | | | |
|---------------------------------------|-----------|----------|-------|----------------|--|---|-------------|------|----------------|
| (Includes Bowl Games) | | | | | Regular Season | | | | |
| Conference | 2025 App. | 2025 W-L | Pct. | Since 1995* | Year | App. | W-L | Pct. | Bowls |
| American | 5 | 4-2 | .667 | 63-41 (.606) # | 1992 | 36 | 27-9 | .750 | 5-1 |
| Atlantic Coast | 6 | 4-2 | .667 | 161-105 (.603) | 1993 | 36 | 28-7-1 | .792 | 2-2 |
| Big Ten | 3 | 2-1 | .667 | 78-54 (.591) | 1994 | 36 | 27-8-1 | .764 | 3-2 |
| Big 12 | 3 | 3-0 | 1.000 | 71-51-1 (.581) | 1995 | 36 | 29-7 | .806 | 2-4 |
| Conference USA | 3 | 3-0 | 1.000 | 182-30 (.858) | 1996 | 36 | 27-9 | .750 | 5-0 |
| Mid-American | 6 | 6-0 | 1.000 | 102-7 (.936) | 1997 | 36 | 32-4 | .889 | 5-1 |
| Mountain West | 3 | 3-0 | 1.000 | 40-12 (.769) | 1998 | 36 | 27-9 | .750 | 4-4 |
| Pac-12 | 0 | 0-0 | - | 30-21 (.588) | 1999 | 36 | 28-8 | .778 | 4-4 |
| Sun Belt | 8 | 8-0 | 1.000 | 198-14 (.934) | 2000 | 36 | 27-9 | .750 | 4-5 |
| United Athletic | 0 | 0-0 | - | 1-0 (1.000) | 2001 | 36 | 29-7 | .806 | 5-3 |
| Western Athletic | 0 | 0-0 | - | 50-7 (.877) | 2002 | 49 | 37-12 | .755 | 3-4 |
| FBS Independent | 2 | 1-1 | .500 | 79-27 (.745) | 2003 | 46 | 31-15 | .674 | 5-2 |
| Non-FBS | 10 | 10-0 | 1.000 | 262-5 (.981) | 2004 | 36 | 25-11 | .694 | 3-3 |
| *-using alignment during year played. | | | | | 2005 | 36 | 27-9 | .750 | 3-3 |
| # - formerly BIG EAST. | | | | | 2006 | 48 | 41-7 | .854 | 6-3 |
| | | | | | 2007 | 48 | 40-8 | .825 | 7-2 |
| | | | | | 2008 | 48 | 37-11 | .771 | 6-2 |
| | | | | | 2009 | 48 | 42-6 | .875 | 6-4 |
| | | | | | 2010 | 48 | 41-7 | .854 | 5-5 |
| | | | | | 2011 | 48 | 42-6 | .875 | 5-2 |
| | | | | | 2012 | 56 | 48-8 | .857 | 6-3 |
| | | | | | 2013 | 56 | 47-9 | .839 | 7-3 |
| | | | | | 2014 | 55 | 48-7 | .863 | 7-5 |
| | | | | | 2015 | 55 | 45-10 | .815 | 9-2 |
| | | | | | 2016 | 54 | 42-12 | .778 | 6-7 |
| | | | | | 2017 | 55 | 45-10 | .818 | 5-6 |
| | | | | | 2018 | 56 | 50-6 | .893 | 6-6 |
| | | | | | 2019 | 56 | 42-14 | .750 | 8-2 |
| | | | | | 2020 | Regular season conference-only schedule | | | |
| | | | | | 2021 | 56 | 48-8 | .857 | 6-8 |
| | | | | | 2022 | 56 | 49-7 | .875 | 7-5 |
| | | | | | 2023 | 56 | 45-11 | .804 | 5-4 |
| | | | | | 2024 | 64 | 55-9 | .859 | 8-7 |
| | | | | | 2025 | 50 | 44-6 | .880 | 0-0 |
| | | | | | TOTALS | 1539 | 1,251-286-2 | .814 | 172-123 (.583) |
| | | | | | TOTAL w/ BOWLS | 1864 | 1,444-416-2 | .775 | |

SEC Non-Conference Records (Does not include bowl games)

| SINCE 1933 | | | | | | SINCE 2000 | | | | | |
|-------------------|-------|------|------|------|-------|------------|-------|------|------|-------|----------------|
| School | Games | Won | Lost | Tied | Pct. | Games | Won | Lost | Tied | Pct. | Current Streak |
| Alabama | 362 | 293 | 63 | 6 | .818 | 95 | 82 | 13 | 0 | .863 | W2 |
| Arkansas | 120 | 93 | 28 | 0 | .775 | 95 | 78 | 18 | 0 | .821 | L2 |
| Auburn | 365 | 278 | 80 | 8 | .773 | 96 | 79 | 16 | 0 | .823 | W5 |
| Florida | 388 | 266 | 113 | 9 | .697 | 93 | 71 | 22 | 0 | .763 | L2 |
| Georgia | 415 | 312 | 89 | 14 | .769 | 94 | 86 | 8 | 0 | .915 | W30 |
| Kentucky | 374 | 262 | 103 | 9 | .713 | 94 | 75 | 19 | 0 | .798 | W2 |
| LSU | 395 | 300 | 84 | 11 | .773 | 93 | 85 | 8 | 0 | .914 | W6 |
| Ole Miss | 383 | 285 | 90 | 8 | .755 | 94 | 75 | 19 | 0 | .798 | W19 |
| Mississippi State | 358 | 263 | 88 | 8 | .746 | 96 | 73 | 23 | 0 | .760 | W5 |
| Missouri | 52 | 44 | 8 | 0 | .846 | 52 | 44 | 8 | 0 | .846 | W14 |
| Oklahoma | 8 | 8 | 0 | 0 | 1.000 | 8 | 8 | 0 | 0 | 1.000 | W8 |
| South Carolina | 118 | 87 | 31 | 0 | .737 | 94 | 74 | 20 | 0 | .787 | W6 |
| Tennessee | 398 | 317 | 72 | 9 | .808 | 95 | 80 | 15 | 0 | .842 | W17 |
| Texas | 8 | 7 | 1 | 0 | .875 | 8 | 7 | 1 | 0 | .875 | W3 |
| Texas A&M | 51 | 45 | 6 | 0 | .882 | 51 | 45 | 6 | 0 | .882 | W6 |
| Vanderbilt | 359 | 221 | 129 | 9 | .628 | 96 | 63 | 33 | 0 | .656 | W5 |
| TOTALS | 4155 | 3081 | 979 | 91 | .752 | 1245 | 1,017 | 229 | 0 | .817 | --- |

STATE OF THE SEC

| Record Last Five Years (2021-2025) | | | | | | | | Record Last 10 Years (2016-2025) | | | | | | | |
|------------------------------------|-------|------|-------|------------|-----------|----------------|-----------|----------------------------------|--------|------|-------|-----------|-----------|----------------|-----------|
| | W-L | Pct. | Bowls | SECCG App. | SEC Champ | National Champ | AP Top 25 | | W-L | Pct. | Bowls | SECCG App | SEC Champ | National Champ | AP Top 25 |
| Georgia | 56-6 | .903 | 4 | 4 | 2 | 2 | 4 | Alabama | 114-15 | .884 | 9 | 6 | 6 | 3 | 9 |
| Alabama | 49-10 | .831 | 4 | 2 | 2 | 0 | 4 | Georgia | 108-20 | .844 | 9 | 7 | 3 | 2 | 9 |
| Ole Miss | 44-13 | .772 | 4 | 0 | 0 | 0 | 3 | Oklahoma | 94-29 | .764 | 9 | 0 | 0 | 0 | 7 |
| Tennessee | 41-16 | .719 | 4 | 0 | 0 | 0 | 3 | LSU | 86-35 | .711 | 8 | 2 | 1 | 1 | 6 |
| Texas | 41-19 | .683 | 3 | 1 | 0 | 0 | 3 | Texas | 78-44 | .639 | 7 | 1 | 0 | 0 | 6 |
| LSU | 39-19 | .672 | 3 | 1 | 0 | 0 | 2 | Texas A&M | 73-43 | .629 | 8 | 0 | 0 | 0 | 2 |
| Missouri | 38-19 | .667 | 4 | 0 | 0 | 0 | 2 | Ole Miss | 69-46 | .600 | 5 | 0 | 0 | 0 | 3 |
| Oklahoma | 38-19 | .667 | 4 | 0 | 0 | 0 | 2 | Tennessee | 70-47 | .598 | 7 | 0 | 0 | 0 | 3 |
| Texas A&M | 33-22 | .600 | 2 | 0 | 0 | 0 | 0 | Florida | 69-49 | .585 | 7 | 3 | 0 | 0 | 4 |
| South Carolina | 32-24 | .571 | 3 | 0 | 0 | 0 | 2 | Missouri | 68-49 | .581 | 7 | 0 | 0 | 0 | 2 |
| Kentucky | 30-26 | .536 | 3 | 0 | 0 | 0 | 1 | Kentucky | 67-52 | .563 | 8 | 0 | 0 | 0 | 2 |
| Arkansas | 29-27 | .518 | 3 | 0 | 0 | 0 | 1 | Auburn | 66-53 | .555 | 7 | 1 | 0 | 0 | 3 |
| Mississippi State | 27-29 | .482 | 2 | 0 | 0 | 0 | 1 | South Carolina | 60-57 | .513 | 7 | 0 | 0 | 0 | 2 |
| Florida | 27-29 | .482 | 3 | 0 | 0 | 0 | 0 | Mississippi State | 60-59 | .504 | 7 | 0 | 0 | 0 | 2 |
| Auburn | 25-30 | .455 | 2 | 0 | 0 | 0 | 0 | Arkansas | 47-68 | .409 | 5 | 0 | 0 | 0 | 1 |
| Vanderbilt | 21-34 | .382 | 1 | 0 | 0 | 0 | 0 | Vanderbilt | 41-73 | .360 | 3 | 0 | 0 | 0 | 0 |

SHUTOUTS SINCE 1992

Which defenses have posted the most shutouts since 1992:

| Team | Total | Last |
|-------------------|-------|--|
| Alabama | 40 | 9/6/25 vs. ULM (73-0) |
| Tennessee | 25 | 11/23/24 vs. UTEP (56-0) |
| Georgia | 22 | 10/15/22 vs. Vanderbilt (55-0) |
| LSU | 22 | 10/22/23 vs. Army (62-0) |
| Oklahoma | 21 | 10/4/25 vs. Kent State (44-0) |
| Auburn | 18 | 9/11/21 vs. Alabama State (62-0) |
| Florida | 17 | 8/30/25 vs. Long Island (55-0) |
| Texas | 16 | 9/20/25 vs. Sam Houston (55-0) |
| Ole Miss | 15 | 8/31/24 vs. Furman (76-0) |
| Texas A&M | 13 | 9/3/22 vs. Sam Houston (31-0) |
| Missouri | 14 | 9/7/24 vs. Buffalo (38-0) |
| Mississippi State | 11 | 9/13/25 vs. Alcorn State (63-0) |
| Arkansas | 10 | 8/29/24 vs. Arkansas-Pine Bluff (70-0) |
| South Carolina | 8 | 9/4/21 vs. Eastern Illinois (46-0) |
| Kentucky | 7 | 8/31/24 vs. Southern Miss (31-0) |
| Vanderbilt | 6 | 9/7/24 vs. Alcorn State (55-0) |

CURRENT CONSECUTIVE GAMES WITHOUT BEING SHUTOUT

| | | |
|-----------------------|-----|---|
| 1. *Florida | 466 | Oct. 29, 1988 (lost to Auburn, 16-0) |
| 2. Georgia | 392 | Sept. 30, 1995 (lost to Alabama, 31-0) |
| 3. Alabama | 326 | Nov. 18, 2000 (lost to Auburn, 9-0) |
| 4. Auburn | 157 | Nov. 24, 2012 (lost to Alabama, 49-0) |
| 5. Texas A&M | 133 | Oct. 18, 2014 (lost to Alabama, 59-0) |
| 6. Ole Miss | 129 | Nov. 22, 2014 (lost to Arkansas, 30-0) |
| 7. Texas | 124 | Oct. 31, 2015 (lost 24-0 to Iowa State) |
| 8. Tennessee | 98 | Sept. 30, 2017 (lost to Georgia, 41-0) |
| 9. LSU | 86 | Nov. 3, 2018 (lost to Alabama, 29-0) |
| 10. Mississippi State | 62 | Oct. 31, 2020 (lost to Alabama, 41-0) |
| 11. Arkansas | 51 | Oct. 2, 2021 (lost to Georgia, 37-0) |
| 12. South Carolina | 44 | Nov. 27, 2021 (lost to Clemson 30-0) |
| 13. Oklahoma | 38 | Oct. 8, 2022 (lost to Texas 49-0) |
| 14. Vanderbilt | 32 | Nov. 26, 2022 (lost to Tennessee, 56-0) |
| 15. Kentucky | 30 | Dec. 31, 2022 (lost to Iowa, 21-0) |
| 16. Missouri | 10 | Oct. 26, 2024 (lost to Alabama, 34-0) |

* - Longest streak in NCAA FBS history.

SEC STATISTICAL TRENDS

Below are some statistical trends in the SEC since 2000 through the 2023 season (Averages per Game Only):

| Category | 2000 | 2001 | 2002 | 2003 | 2004 | 2005 | 2006 | 2007 | 2008 | 2009 | 2010 | 2011 | 2012 | 2013 | 2014 | 2015 | 2016 | 2017 | 2018 | 2019 | 2020 | 2021 | 2022 | 2023 | 2024 |
|-----------------|-------|-------|-------|-------|-------|-------|-------|-------|-------|-------|-------|-------|-------|-------|-------|-------|-------|-------|-------|-------|-------|-------|-------|-------|-------|
| Scoring Offense | 26.4 | 27.7 | 25.6 | 27.3 | 25.0 | 24.1 | 25.4 | 30.3 | 25.6 | 28.4 | 31.0 | 27.3 | 30.4 | 31.7 | 31.5 | 28.4 | 29.8 | 29.8 | 32.2 | 30.0 | 29.4 | 30.7 | 31.6 | 31.2 | 30.0 |
| Total Offense | 364.8 | 399.2 | 360.4 | 376.9 | 368.9 | 348.3 | 351.6 | 385.9 | 342.9 | 378.6 | 400.2 | 355.0 | 402.4 | 432.5 | 417.7 | 399.6 | 422.2 | 400.2 | 425.1 | 410.6 | 415.3 | 422.7 | 423.6 | 403.5 | 406.7 |
| Rushing Offense | 140.9 | 154.1 | 163.9 | 157.8 | 166.6 | 141.4 | 140.5 | 168.4 | 147.1 | 175.8 | 175.2 | 161.1 | 168.4 | 197.0 | 189.0 | 177.1 | 198.3 | 181.6 | 186.3 | 177.3 | 152.8 | 169.7 | 176.0 | 157.7 | 163.0 |
| Passing Offense | 223.9 | 245.1 | 196.5 | 219.1 | 202.3 | 206.9 | 211.1 | 217.5 | 195.8 | 202.8 | 225.0 | 193.9 | 234.0 | 235.5 | 228.7 | 222.4 | 224.0 | 218.6 | 238.8 | 233.3 | 262.6 | 253.0 | 247.5 | 245.8 | 243.7 |
| Percent Run | 38.6% | 38.6% | 45.5% | 41.9% | 45.2% | 40.6% | 39.9% | 43.6% | 42.9% | 46.4% | 43.8% | 45.4% | 41.8% | 45.5% | 45.2% | 44.3% | 47.0% | 45.4% | 43.8% | 43.2% | 36.8% | 40.1% | 41.5% | 39.1% | 40.1% |
| Percent Pass | 61.4% | 61.4% | 54.5% | 58.1% | 54.8% | 59.4% | 60.1% | 56.8% | 57.1% | 53.6% | 56.2% | 54.6% | 58.2% | 54.5% | 54.8% | 55.7% | 53.0% | 54.6% | 56.2% | 56.8% | 63.2% | 59.9% | 58.4% | 60.9% | 59.9% |
| Scoring Defense | 22.2 | 23.7 | 21.2 | 22.5 | 21.2 | 20.7 | 19.4 | 23.8 | 20.5 | 20.8 | 23.7 | 20.7 | 23.0 | 24.8 | 23.4 | 21.9 | 24.8 | 25.1 | 23.5 | 22.7 | 29.3 | 24.0 | 24.5 | 24.2 | 21.0 |
| Total Defense | 337.1 | 372.5 | 329.2 | 346.6 | 336.9 | 327.6 | 315.0 | 352.9 | 309.4 | 328.7 | 350.3 | 320.7 | 361.3 | 379.8 | 370.3 | 358.1 | 393.1 | 366.3 | 365.3 | 354.8 | 413.1 | 366.7 | 374.4 | 358.8 | 341.3 |
| Rushing Defense | 128.8 | 140.7 | 143.1 | 137.7 | 149.5 | 131.7 | 128.4 | 147.4 | 122.3 | 140.7 | 141.2 | 143.8 | 140.2 | 161.0 | 157.7 | 151.0 | 174.8 | 162.9 | 148.1 | 141.3 | 152.8 | 145.2 | 151.3 | 138.3 | 131.4 |
| Passing Defense | 208.3 | 231.8 | 186.1 | 208.9 | 187.4 | 195.9 | 186.6 | 205.5 | 187.1 | 188.0 | 209.1 | 176.9 | 221.2 | 218.7 | 212.6 | 207.1 | 218.4 | 203.5 | 217.2 | 213.5 | 260.3 | 221.5 | 223.2 | 220.4 | 210.0 |
| Percent Run | 38.2% | 37.8% | 43.5% | 39.7% | 44.4% | 40.2% | 40.8% | 41.8% | 39.5% | 42.8% | 40.3% | 44.8% | 38.7% | 42.4% | 42.6% | 42.3% | 44.5% | 44.5% | 40.5% | 39.8% | 37.0% | 39.6% | 40.4% | 38.5% | 38.5% |
| Percent Pass | 61.8% | 62.2% | 56.5% | 60.3% | 55.6% | 58.8% | 59.2% | 58.2% | 60.5% | 57.2% | 59.7% | 55.2% | 61.3% | 57.6% | 57.4% | 57.8% | 55.5% | 55.6% | 59.5% | 60.2% | 63.0% | 60.4% | 59.6% | 61.4% | 61.5% |

Career Statistical Leaders (stats at SEC programs only)

Touchdowns Scored

| | | |
|-----|---|---------|
| 1. | 57 - Tim Tebow, Florida | 2006-09 |
| | 57 - Najee Harris, Alabama | 2017-20 |
| 3. | 53 - Kevin Faulk, LSU | 1995-98 |
| 4. | 52 - Herschel Walker, Georgia | 1980-82 |
| 5. | 50 - Dalton Hiliard, LSU | 1982-85 |
| 6. | 50 - Shaun Alexander, Alabama | 1996-99 |
| 7. | 48 - Nick Chubb, Georgia | 2014-17 |
| | 48 - Benny Snell, Kentucky | 2016-18 |
| | 48 - DeVonta Smith, Alabama | 2017-20 |
| 10. | 46 - Carnell Williams, Auburn | 2001-04 |
| | 46 - Anthony Dixon, Mississippi State | 2006-09 |
| | 46 - Mark Ingram, Alabama | 2008-10 |
| | 46 - Nick Fitzgerald, Mississippi State | 2015-18 |

Total Offensive Yards

| | | |
|-----|--|---------|
| 1. | 13,562 - Aaron Murray, Georgia | 2010-13 |
| 2. | 12,630 - Drew Lock, Missouri | 2015-18 |
| 3. | 12,232 - Tim Tebow, Florida | 2006-09 |
| 4. | 12,117 - Jaxson Dart, Ole Miss | 2022-24 |
| 5. | 12,008 - Will Rogers, Mississippi State | 2020-23 |
| 6. | 11,897 - Dak Prescott, Mississippi State | 2012-15 |
| 7. | 11,380 - Chris Leak, Florida | 2003-06 |
| 8. | 11,270 - David Greene, Georgia | 2001-04 |
| 9. | 11,269 - Kellen Mond, Texas A&M | 2017-20 |
| 10. | 11,020 - Peyton Manning, Tennessee | 1994-97 |

Rushing Yards Gained

| | | |
|-----|--|---------|
| 1. | 5,259 - Herschel Walker, Georgia | 1980-82 |
| 2. | 4,769 - Nick Chubb, Georgia | 2014-17 |
| 3. | 4,590 - Darren McFadden, Arkansas | 2005-07 |
| 4. | 4,557 - Kevin Faulk, LSU | 1995-98 |
| 5. | 4,303 - Bo Jackson, Auburn | 1982-85 |
| 6. | 4,178 - Ralph Webb, Vanderbilt | 2014-17 |
| 7. | 4,163 - Errict Rhett, Florida | 1990-93 |
| 8. | 4,050 - Dalton Hiliard, LSU | 1982-85 |
| 9. | 4,035 - Charles Alexander, LSU | 1975-78 |
| 10. | 3,994 - Anthony Dixon, Mississippi State | 2006-09 |

Rushing Touchdowns

| | | |
|-----|---|---------|
| 1. | 55 - Tim Tebow, Florida | 2006-09 |
| 2. | 49 - Herschel Walker, Georgia | 1980-82 |
| 3. | 48 - Benny Snell, Kentucky | 2014-18 |
| 4. | 46 - Kevin Faulk, LSU | 1995-98 |
| | 46 - Nick Fitzgerald, Mississippi State | 2014-18 |
| | 46 - Najee Harris, Alabama | 2017-20 |
| 7. | 45 - Carnell Williams, Auburn | 2001-04 |
| 8. | 44 - Dalton Hiliard, LSU | 1982-85 |
| | 44 - Nick Chubb, Georgia | 2014-17 |
| 10. | 43 - Bo Jackson, Auburn | 1982-85 |

Pass Completions

| | | |
|-----|--|---------|
| 1. | 1,301 - Will Rogers, Mississippi State | 2020-23 |
| 2. | 921 - Aaron Murray, Georgia | 2010-13 |
| 3. | 895 - Chris Leak, Florida | 2003-06 |
| 4. | 883 - Drew Lock, Missouri | 2015-18 |
| 5. | 863 - Peyton Manning, Tennessee | 1994-97 |
| 6. | 862 - Jared Lorenzen, Kentucky | 2000-03 |
| 7. | 849 - David Greene, Georgia | 2001-04 |
| 8. | 838 - Eric Zeier, Georgia | 1991-94 |
| 9. | 829 - Eli Manning, Ole Miss | 2000-03 |
| 10. | 801 - Kellen Mond, Texas A&M | 2017-20 |

Passing Yards

| | | |
|----|---|---------|
| 1. | 13,166 - Aaron Murray, Georgia | 2010-13 |
| 2. | 12,315 - Will Rogers, Mississippi State | 2020-23 |
| 3. | 12,193 - Drew Lock, Missouri | 2015-18 |

| | | |
|-----|--|---------|
| 4. | 11,528 - David Greene, Georgia | 2001-04 |
| 5. | 11,213 - Chris Leak, Florida | 2003-06 |
| 6. | 11,201 - Peyton Manning, Tennessee | 1994-97 |
| 7. | 11,153 - Eric Zeier, Georgia | 1991-94 |
| 8. | 10,875 - Danny Wuerffel, Florida | 1993-96 |
| 9. | 10,617 - Jaxson Dart, Ole Miss | 2022-24 |
| 10. | 10,354 - Jared Lorenzen, Kentucky | 2000-03 |

Passing Touchdowns

| | | |
|-----|---|---------|
| 1. | 121 - Aaron Murray, Georgia | 2010-13 |
| 2. | 114 - Danny Wuerffel, Florida | 1993-96 |
| 3. | 99 - Drew Lock, Missouri | 2015-18 |
| 4. | 94 - Will Rogers, Mississippi State | 2020-23 |
| 5. | 89 - Peyton Manning, Tennessee | 1994-97 |
| 6. | 88 - Chris Leak, Florida | 2003-06 |
| | 88 - Tim Tebow, Florida | 2006-09 |
| 8. | 85 - Tua Tagovailoa, Alabama | 2017-19 |
| 9. | 81 - Eli Manning, Ole Miss | 2000-03 |
| 10. | 80 - Bryce Young, Alabama | 2020-22 |

Receptions

| | | |
|-----|---|---------|
| 1. | 262 - Jordan Matthews, Vanderbilt (3,759 yards) | 2010-13 |
| 2. | 236 - Earl Bennett, Vanderbilt (2,852 yards) | 2005-07 |
| 3. | 235 - DeVonta Smith, Alabama (3,965 yards) | 2017-20 |
| T4. | 234 - Christian Kirk, Texas A&M (2,856 yards) | 2015-17 |
| T4. | 234 - Bryan Edwards, South Carolina (3,045 yards) | 2016-19 |
| 6. | 228 - Amari Cooper, Alabama (3,463 yards) | 2012-15 |
| 7. | 224 - Calvin Ridley, Alabama (2,781 yards) | 2015-17 |
| 8. | 214 - Joquavious Marks, Mississippi State (1,225 yards) | 2020-23 |
| 9. | 208 - Craig Yeast, Kentucky (2,899 yards) | 1995-98 |
| 10. | 207 - Kenny McKinley, South Carolina (2,781 yards) | 2005-09 |

Reception Yardage

| | | |
|-----|--|-----------|
| 1. | 3,965 - DeVonta Smith, Alabama | 2017-20 |
| 2. | 3,759 - Jordan Matthews, Vanderbilt | 2010-13 |
| 3. | 3,463 - Amari Cooper, Alabama | 2012-15 |
| 4. | 3,093 - Terrence Edwards, Georgia | 1999-2002 |
| 5. | 3,045 - Bryan Edwards, South Carolina | 2016-19 |
| 6. | 3,042 - Alshon Jeffery, South Carolina | 2009-11 |
| 7. | 3,003 - Malik Nabers, LSU | 2021-23 |
| 8. | 3,001 - Josh Reed, LSU | 1999-2001 |
| 9. | 2,984 - A.J. Brown, Ole Miss | 2016-18 |
| 10. | 2,964 - Boo Mitchell, Vanderbilt | 1985-88 |

Receiving Touchdowns

| | | |
|------|---|---------|
| 1. | 46 - DeVonta Smith, Alabama (54 games) | 2017-20 |
| T2. | 31 - Chris Doering, Florida (40 games) | 1992-95 |
| T2. | 31 - Amari Cooper, Alabama (40 games) | 2012-14 |
| T4. | 30 - Terrence Edwards, Georgia (45 games) | 1999-02 |
| T4. | 30 - Josh Reynolds, Texas A&M (38 games) | 2014-16 |
| T6. | 29 - Ike Hiliard, Florida (32 games) | 1994-96 |
| T6. | 29 - Terry Beasley, Auburn (30 games) | 1969-71 |
| T6. | 29 - Jack Jackson, Florida (38 games) | 1992-94 |
| 9. | 28 - Craig Yeast, Kentucky (43 games) | 1995-98 |
| T10. | 27 - Jabar Gaffney, Florida (23 games) | 2000-01 |
| T10. | 27 - Marcus Monk, Arkansas (43 games) | 2004-07 |

Tackles

| | | |
|----|--------------------------------------|---------------|
| 1. | 547 - Andy Spiva, Tennessee | 1973-76 |
| 2. | 528 - Freddie Smith, Auburn | 1976-79 |
| | 528 - Jeff Herrod, Ole Miss | 1984-87 |
| 4. | 521 - Jim Kovach, Kentucky | 1974-76, 1978 |
| 5. | 482 - Chris Chenault, Kentucky | 1985-88 |
| 6. | 475 - David Little, Florida | 1977-80 |
| | 475 - Jeff Kremer, Kentucky | 1984-87 |
| 8. | 472 - Kem Coleman, Ole Miss | 1974-77 |
| 9. | 470 - Marty Moore, Kentucky | 1990-93 |

| | | |
|-----|--|---------|
| 10. | 467 - Scot Brantley, Florida | 1976-79 |
| | 467 - Ben Zambiasi, Georgia | 1974-77 |
| | 467 - Ray Costict, Mississippi State | 1973-76 |

Interceptions

| | | |
|----|--|---------|
| 1. | 20 - Bobby Wilson, Ole Miss (379 yards) | 1946-49 |
| | 20 - Chris Williams, LSU (91 yards) | 1977-80 |
| 3. | 19 - Glenn Cannon, Ole Miss (180 yards) | 1967-69 |
| | 19 - Antonio Langham, Alabama (229 yards) | 1990-93 |
| 5. | 18 - Buddy McClinton, Auburn (251 yards) | 1967-69 |
| | 18 - Tim Priest, Tennessee (305 yards) | 1968-70 |
| 7. | 16 - Johnthan Banks, Mississippi State (318 yards) | 2009-12 |
| | 16 - Bacarri Rambo, Georgia (293 yards) | 2009-12 |
| | 16 - Harry Gilmer, Alabama (234 yards) | 1944-47 |
| | 16 - Jake Scott, Georgia (315 yards) | 1967-68 |
| | 16 - Mike Jones, Tennessee (305 yards) | 1967-69 |
| | 16 - Harry Harrison, Ole Miss (242 yards) | 1971-73 |
| | 16 - Jeremiah Castille, Alabama (186 yards) | 1979-82 |
| | 16 - John Mangum, Alabama (95 yards) | 1986-89 |
| | 16 - Walter Harris, Mississippi State (162 yards) | 1992-95 |
| | 16 - Senquez Golson, Ole Miss (232 yards) | 2011-15 |
| | 16 - Corey Webster, LSU (181 yards) | 2001-04 |
| | 16 - Dominick Sanders, Georgia (381 yards) | 2014-17 |

Points Scored

| | | |
|-----|--|---------|
| 1. | 547 - Will Reichard, Alabama (295 PATs, 84 FGs, 60 games) | 2019-23 |
| 2. | 474 - Daniel Carlson, Auburn (198 PATs, 92 FGs, 53 games) | 2014-17 |
| 3. | 440 - Rodrigo Blankenship, Georgia (220 PAT, 80 FGs, 55 games) | 2016-19 |
| 4. | 412 - Blair Walsh, Georgia (184 PATs, 76 FGs, 53 games) | 2008-11 |
| 5. | 410 - Anders Carlson, Auburn (173 PATs, 79 FGs, 56 games) .. | 2018-22 |
| 6. | 409 - Billy Bennett, Georgia (148 PAT, 87 FGs, 50 games) | 2000-03 |
| 7. | 407 - Marshall Morgan, Georgia (215 PATs, 64 FGs, 51 games) .. | 2012-15 |
| 8. | 405 - Harrison Mevis, Missouri (147 PATs, 86 FGs, 49 games) | 2020-23 |
| 9. | 385 - Leigh Tiffin, Alabama (136 PATs, 83 FGs, 46 games) | 2006-09 |
| 10. | 377 - Seth Small, Texas A&M (164 PAT, 71 FGs, 46 games) | 2018-21 |

Points Scored by Kicking

| | | |
|-----|--|---------|
| 1. | 547 - Will Reichard, Alabama (295 PATs, 84 FGs, 60 games) | 2019-23 |
| 2. | 474 - Daniel Carlson, Auburn (198 PATs, 92 FGs, 53 games) | 2014-17 |
| 3. | 440 - Rodrigo Blankenship, Georgia (220 PAT, 80 FGs, 55 games) | 2016-19 |
| 4. | 412 - Blair Walsh, Georgia (184 PATs, 76 FGs, 53 games) | 2008-11 |
| 5. | 410 - Anders Carlson, Auburn (173 PATs, 79 FGs, 56 games) .. | 2018-22 |
| 6. | 409 - Billy Bennett, Georgia (148 PAT, 87 FGs, 50 games) | 2000-03 |
| 7. | 407 - Marshall Morgan, Georgia (215 PATs, 64 FGs, 51 games) .. | 2012-15 |
| 8. | 405 - Harrison Mevis, Missouri (147 PATs, 86 FGs, 49 games) | 2020-23 |
| 9. | 385 - Leigh Tiffin, Alabama (136 PATs, 83 FGs, 46 games) | 2006-09 |
| 10. | 377 - Seth Small, Texas A&M (164 PAT, 71 FGs, 46 games) | 2018-21 |

--- 347- Daniel Ramos, LSU (53 FGs, 188 PATs, 45 games) .. 2022-present

324- Randy Bond, Texas A&M (65 FGs, 129 PATs, 41 games) 2022-present

Field Goals Made

| | | |
|-----|--|---------|
| 1. | 92 - Daniel Carlson, Auburn (114 atts.) | 2014-17 |
| 2. | 87 - Billy Bennett, Georgia (110 atts.) | 2000-03 |
| 3. | 84 - Will Reichard, Alabama (100 atts.) | 2019-23 |
| 4. | 83 - Leigh Tiffin, Alabama (109 atts.) | 2006-09 |
| | 80 - Rodrigo Blankenship, Georgia (97 atts.) | 2016-19 |
| 5. | 79 - Anders Carlson, Auburn (110 atts.) | 2018-22 |
| 6. | 78 - Philip Doyle, Alabama (105 atts.) | 1987-90 |
| 8. | 77 - Kevin Butler, Georgia (98 atts.) | 1981-84 |
| 9. | 76 - Blair Walsh, Georgia (103 atts.) | 2008-11 |
| 10. | 72 - Parker White, South Carolina (99 atts.) | 2017-21 |
| | 72 - Austin MacGinnis, Kentucky (91 atts.) | 2014-17 |

-- 65 - Randy Bond, Texas A&M (86 atts.) 2022-present

PRESEASON HONORS

2025 Media Days All-SEC Team**OFFENSE****First-Team**

QB – LaNorris Sellers, South Carolina
 RB - Quintrevion Wisner, Texas
 RB – Le’Veon Moss, Texas A&M
 WR - Ryan Williams, Alabama
 WR - Cam Coleman, Auburn
 TE - Eli Stowers, Vanderbilt
 OL - Kadyn Proctor, Alabama
 OL - Cayden Green, Missouri
 OL - DJ Campbell, Texas
 OL - Austin Barber, Florida
 C - Jake Slaughter, Florida

Second-Team

QB –Garrett Nussmeier, LSU
 RB - Jaydn Ott, Oklahoma
 RB - Caden Durham, LSU
 WR - Aaron Anderson, LSU
 WR - Ryan Wingo, Texas
 TE - Oscar Delp, Georgia
 OL - Ar’maj Reed-Adams, Texas A&M
 OL - Trey Zuhn III, Texas A&M
 OL - Jaeden Roberts, Alabama
 OL - Fernando Carmona Jr., Arkansas
 C - Parker Brailsford, Alabama

Third-Team

QB – Arch Manning, Texas
 RB - Nate Frazier, Georgia
 RB - Jam Miller, Alabama
 WR - Eric Singleton, Auburn
 WR - Kevin Coleman Jr., Missouri
 TE - Jack Endries, Texas
 OL - Earnest Greene III, Georgia
 OL - Chase Bisontis, Texas A&M
 OL - Xavier Chaplin, Auburn
 OL - Trevor Goosby, Texas
 C - Connor Lew, Auburn

DEFENSE**First-Team**

DL - Keldric Faulk, Auburn
 DL - Dylan Stewart, South Carolina
 DL - Colin Simmons, Texas
 DL - Christian Miller, Georgia
 LB - Anthony Hill Jr., Texas
 LB - Whit Weeks, LSU
 LB - CJ Allen, Georgia
 DB - KJ Bolden, Georgia
 DB - Michael Taaffe, Texas
 DB - Daylen Everette, Georgia
 DB - Jermod McCoy, Tennessee

Second-Team

DL - Caleb Banks, Florida
 DL - Tim Keenan III, Alabama
 DL - LT Overton, Alabama
 DL - R Mason Thomas, Oklahoma
 LB - Deontae Lawson, Alabama
 LB - Harold Perkins, LSU
 LB - Santarine Perkins, Ole Miss
 DB - Malik Muhammad, Texas
 DB - Domani Jackson, Alabama
 DB - Will Lee III, Texas A&M
 DB - Jalon Kilgore, South Carolina

Third-Team

DL - Tyreek Sapp, Florida
 DL - Trey Moore, Texas
 DL - Cam Ball, Arkansas
 DL - Zxavian Harris, Ole Miss
 LB - Taurean York, Texas A&M
 LB - Arion Carter, Tennessee

LB - Princewill Umanmielen, Ole Miss
 DB - Keon Sabb, Alabama
 DB - Boo Carter, Tennessee
 DB - Bray Hubbard, Alabama
 DB - Isaac Smith, Mississippi State

SPECIALISTS**First-Team**

P - Brett Thorson, Georgia
 PK - Peyton Woodring, Georgia
 LS - Beau Gardner, Georgia
 KS – Peyton Woodring, Georgia
 RS - Zachariah Branch, Georgia
 AP - Zachariah Branch, Georgia

Second-Team

P - Jack Bouwmeester, Texas
 *PK - Trey Smack, Florida
 *PK - Lucas Carneiro, Ole Miss
 LS - Rocco Underwood, Florida
 KS - Trey Smack, Florida
 RS - Barion Brown, LSU
 AP - Zavion Thomas, LSU

Third-Team

*P - Devin Bale, Arkansas
 *P - Aidan Laros, Kentucky
 PK - Alex McPherson, Auburn
 LS - Ben Anderson, Oklahoma
 KS – Will Stone, Texas
 RS - Zavion Thomas, LSU
 *AP - Eugene Wilson III, Florida
 *AP - Jadan Baugh, Florida

2025 Preseason Coaches All-SEC Team**FIRST TEAM****Offense**

QB – Garrett Nussmeier, LSU
 RB – Le’Veon Moss, Texas A&M
 RB – Quintrevion Wisner, Texas
 WR – Ryan Williams, Alabama
 WR – Cam Coleman, Auburn
 TE – Eli Stowers, Vanderbilt
 OL – Kadyn Proctor, Alabama
 OL – Cayden Green, Missouri
 OL – Austin Barber, Florida
 OL – DJ Campbell, Texas*
 OL – Fernando Carmona Jr., Arkansas*
 C – Jake Slaughter, Florida

Defense

DL – Dylan Stewart, South Carolina
 DL – Colin Simmons, Texas
 DL – Keldric Faulk, Auburn
 DL – Christian Miller, Georgia
 LB – Anthony Hill Jr., Texas
 LB – Whit Weeks, LSU
 LB – CJ Allen, Georgia
 DB – KJ Bolden, Georgia
 DB – Daylen Everette, Georgia
 DB – Michael Taaffe, Texas
 DB – Jermod McCoy, Tennessee

Special Teams

PK – Peyton Woodring, Georgia
 P – Brett Thorson, Georgia
 RS – Barion Brown, LSU
 KOS – Peyton Woodring, Georgia
 LS – Beau Gardner, Georgia
 AP – Zachariah Branch, Georgia

SECOND TEAM**Offense**

QB – LaNorris Sellers, South Carolina
 RB – Jaydn Ott, Oklahoma

2025 Media Days Preseason Poll

Texas was predicted to win the 2025 SEC Championship, according to a preseason poll of media covering SEC Football Media Days.

The Longhorns received 96 votes to be crowned SEC Champion on December 6 in Atlanta at Mercedes-Benz Stadium, with Georgia being picked to be the Texas’ opponent in a rematch of the 2024 SEC Championship Game. Georgia received 44 votes to win the SEC Championship.

The participants of the SEC Championship Game will be determined during the regular-season conference schedule as the teams with the two best overall SEC winning percentages.

Only 10 times since 1992 (33 years) has the predicted champion prior to the season at SEC Media Days proceeded to win the SEC Championship Game.

| 2025 SEC CHAMPION (Votes) | | PREDICTED ORDER OF FINISH (Points) | |
|---------------------------|----|------------------------------------|------|
| Texas | 96 | Texas | 3060 |
| Georgia | 44 | Georgia | 2957 |
| Alabama | 29 | Alabama | 2783 |
| LSU | 20 | LSU | 2668 |
| South Carolina | 5 | South Carolina | 2109 |
| Florida | 2 | Florida | 1986 |
| Vanderbilt | 2 | Ole Miss | 1979 |
| Auburn | 1 | Texas A&M | 1892 |
| Ole Miss | 1 | Tennessee | 1700 |
| Tennessee | 1 | Oklahoma | 1613 |
| | | Auburn | 1272 |
| | | Missouri | 1170 |
| | | Vanderbilt | 936 |
| | | Arkansas | 764 |
| | | Kentucky | 512 |
| | | Mississippi State | 343 |

RB – Caden Durham, LSU
 WR – Aaron Anderson, LSU
 WR – Kevin Coleman Jr., Missouri*
 WR – Eric Singleton, Auburn*
 TE – Oscar Delp, Georgia
 OL – Ar’maj Reed-Adams, Texas A&M
 OL – Jaeden Roberts, Alabama
 OL – Trey Zuhn III, Texas A&M
 OL – Chase Bisontis, Texas A&M
 C – Parker Brailsford, Alabama

Defense

DL – Caleb Banks, Florida
 DL – R Mason Thomas, Oklahoma
 DL – Tim Keenan III, Alabama
 DL – LT Overton, Alabama
 LB – Deontae Lawson, Alabama
 LB – Harold Perkins, LSU
 LB – Santarine Perkins, Ole Miss
 DB – Jalon Kilgore, South Carolina
 DB – Will Lee III, Texas A&M
 DB – Malik Muhammad, Texas
 DB – Domani Jackson, Alabama*
 DB – Keon Sabb, Alabama*

Special Teams

PK – Trey Smack, Florida
 P – Jack Bouwmeester, Texas
 RS – Zachariah Branch, Georgia
 KOS – Trey Smack, Florida
 LS – Rocco Underwood, Florida
 AP – Zavion Thomas, LSU

THIRD TEAM**Offense**

QB – DJ Lagway, Florida
 RB – Nate Frazier, Georgia

RB – Jam Miller, Alabama
 WR – Zachariah Branch, Georgia
 WR – Chris Brazzell II, Tennessee*
 WR – Eugene Wilson III, Florida*
 TE – Miles Kitselman, Tennessee
 OL – Earnest Greene III, Georgia
 OL – Xavier Chaplin, Auburn
 OL – Lance Heard, Tennessee
 OL – Joshua Braun, Kentucky*
 OL – Trevor Goosby, Texas*
 C – Connor Lew, Auburn

Defense

DL – Cam Ball, Arkansas
 DL – Tyreek Sapp, Florida
 DL – Trey Moore, Texas
 DL – Zxavian Harris, Ole Miss
 LB – Taurean York, Texas A&M
 LB – Arion Carter, Tennessee
 LB – Princewill Umanmielen, Ole Miss
 DB – Boo Carter, Tennessee
 DB – Isaac Smith, Mississippi State
 DB – Jalen Catalon, Missouri
 DB – Bray Hubbard, Alabama

Special Teams

PK – Lucas Carneiro, Ole Miss*
 PK – Alex McPherson, Auburn*
 P – Aidan Laros, Kentucky
 RS – Zavion Thomas, LSU
 KOS – Will Stone, Texas
 LS – Ben Anderson, Oklahoma
 AP – Martel Hight, Vanderbilt

*Ties (ties are not broken)

SEC FOOTBALL BOWL AGREEMENTS

The Southeastern Conference has six-year agreements with nine football post-season bowls. The nine bowls are in addition to bowl games in the College Football Playoff system for which SEC teams are eligible to qualify.

The SEC has its current agreements through 2025 with the Cheez-It Citrus Bowl in Orlando, the ReliaQuest Bowl in Tampa, the TaxSlayer Gator Bowl in Jacksonville, the Music City Bowl in Nashville, the Kinder's Texas Bowl in Houston, the AutoZone Liberty Bowl in Memphis, the JLab Birmingham Bowl and the Union Home Mortgage Gasparilla Bowl.

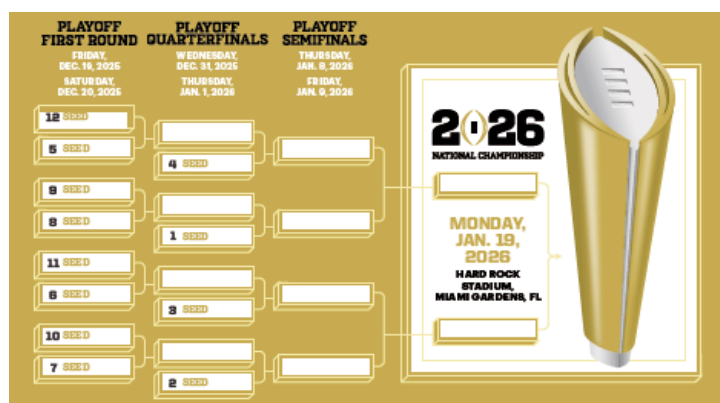
In addition, the SEC will continue its relationship with the Duke's Mayo Bowl in Charlotte, participating in that bowl game in 2025.

The SEC will maintain its current bowl selection process in which the Citrus Bowl has the first selection of available SEC teams after any conference schools have qualified for the College Football Playoff after which the SEC assigns teams to a Pool of Six bowl. The SEC Pool of Six consists of the ReliaQuest Bowl, TaxSlayer Gator Bowl, Music City Bowl, Kinder's Texas Bowl and Autozone Liberty Bowl, as well as the SRS Distribution Las Vegas Bowl in 2024, and the Duke's Mayo Bowl in 2025.

In consultation with SEC member institutions, as well as these six bowls, the conference will make assignments for the bowl games in the pool system. ESPN Events selects teams to participate in the JLab Birmingham and Union Home Mortgage Gasparilla Bowls after the Pool of Six have been assigned.

2025-26 College Football Playoff

- The ranking of the teams will continue to be done by a selection committee.
- A new policy in 2025 will guarantee the five highest-ranked conference champions a place in the Playoff, but will no longer include a bye for the four highest-ranked champions. The 12-team bracket will now be seeded directly based on the final ranking of the CFP Selection Committee, with the four highest-ranked teams receiving a first-round bye. If one or more of the five highest-ranked conference champions are ranked outside the top 12, that team or teams would move up to the 12th seed, 11th seed, etc., based on the number of conference champions outside the top 12.
- The teams ranked Nos. 5-12 will play in the CFP First Round with the higher seeds hosting the lower seeds either on campus or at other sites designated by the higher-seeded institution (No. 12 at No. 5, No. 11 at No. 6, No. 10 at No. 7 and No. 9 at No. 8).
- The four highest-ranked teams will be assigned to Playoff Quarterfinals bowls on Selection Day in ranking order and in consideration of current contract bowl relationships (for example: if the highest-ranked team is from the Big Ten, that team would be assigned to the Rose Bowl Game).
- The College Football Playoff bracket will follow the selection committee's rankings, with no modifications made to avoid rematches between teams that may have played during the regular season or are from the same conference.
- The bracket will remain in effect throughout the playoff (i.e., no re-seeding).
- The No. 1 seed would receive preferential placement based on geography for the Playoff Semifinal site assignment.
- All 11 games will be under the CFP umbrella with the administrative policies determined by the CFP.



2025 SEC Football

SEC FOOTBALL BOWL AGREEMENTS

2025-26 COLLEGE FOOTBALL PLAYOFF SCHEDULE

| <u>DATE</u> | <u>GAME</u> | <u>TIME (ET)</u> | <u>PLATFORM</u> |
|----------------|--|------------------|-----------------|
| Fri., Dec. 19 | CFP First Round Game | | |
| Sat., Dec. 22 | CFP First Round Game | | |
| | CFP First Round Game | | |
| | CFP First Round Game | | |
| Wed., Dec. 31 | Playoff Quarterfinal at the Goodyear Cotton Bowl Classic | 7:30 p.m. | ESPN |
| Thurs., Jan. 1 | Playoff Quarterfinal at the Capital One Orange Bowl | Noon | ESPN |
| | Playoff Quarterfinal at the Rose Bowl Game presented by Prudential | 4 p.m. | ESPN |
| | Playoff Quarterfinal at the Allstate Sugar Bowl | 8 p.m. | ESPN |
| Thu., Jan. 8 | Playoff Semifinal at the VRBO Fiesta Bowl | 7:30 p.m. | ESPN |
| Fri., Jan. 9 | Playoff Semifinal at the Chick-fil-A Peach Bowl | 7:30 p.m. | ESPN |
| Mon., Jan. 19 | CFP National Championship (Miami Gardens, Fla.) | 7:30 p.m. | ESPN |

SEC BOWLS

CHEEZ-IT CITRUS BOWL

(Orlando, FL) vs. Big 10 December 31 – 3 p.m. ET – ABC

After the CFP selection process the Citrus Bowl gets the first selection of available SEC Teams.

POOL OF SIX BOWLS:

After the CFP selection process and the Cheez-It Citrus Bowl selects a team, there will be a pool of six bowls and the Conference, in consultation with the institutions and the bowls, will make the assignments for these six bowl games from all eligible SEC teams.

The pool of six bowls for 2025-26 are as follows:

Kinder's Texas Bowl (Houston, TX) vs. Big 12 – December 27 – 9:15 p.m. ET – ESPN

Duke's Mayo Bowl (Charlotte, NC) vs. ACC – January 2 – 8 p.m. ET – ESPN

Music City Bowl (Nashville, TN) vs. Big Ten – December 30 – 5:30 p.m. ET – ESPN

TaxSlayer Gator Bowl (Jacksonville, FL) vs. ACC – December 27 – 7:30 p.m. ET – ABC

AutoZone Liberty Bowl (Memphis, TN) vs. Big 12 – January 2 – 4:30 p.m. ET – ESPN

ReliaQuest Bowl (Tampa, FL) vs. Big Ten – December 31 – Noon ET – ESPN

BOWLS AFTER THE POOL OF SIX:

JLab Birmingham Bowl

(Birmingham, AL) vs. American – December 29 – 2 p.m. ET – ESPN

Union Home Mortgage Gasparilla Bowl

(Tampa, FL) vs. American – December 19 – 3:30 p.m. – ESPN



ESPN Events selects teams to participate in the Birmingham and Gasparilla Bowls after the Citrus Bowl and Pool of Six.

SEC BOWL SUCCESS

NATIONAL CHAMPIONS SINCE 1992

Since the first SEC expansion in 1992, the SEC has the most national championships (AP, USA Today) with 17. During that time, the SEC has had more teams with national titles than any other conference (6). Here is a breakdown:

SEC (17) Florida (2008, 2006, 1996), LSU (2003, 2007, 2019), Tennessee (1998), Alabama (1992, 2009, 2011, 2012, 2015, 2017, 2020), Auburn (2010), Georgia (2021, 2022)
 ACC (5) Florida State (1993, 1999, 2013), Clemson (2016,18)
 Big 12 (5) Texas (2005), Oklahoma (2000), Nebraska (1994, 1995, 1997)
 Big Ten (5) Ohio State (2002, 2014, 2024), Michigan (1997, 2023)
 Pac-10 (2) Southern California (2003, 2004)
 Big East (1) Miami, Fla. (2001)

The SEC was the first conference to claim four consecutive Associated Press (first poll - 1936), National Football Foundation and College Hall of Fame (first poll - 1959), Football Writers Association of America (first poll - 1954) and USA Today or UPI Coaches Poll (first poll - 1950) national championships.

SEC IN BOWL GAMES

• Since 2006, the SEC has accrued more bowl wins (122) and appearances (200) than any other conference. The conference's .610 bowl winning percentage is first among A5 leagues during that time.

| | | |
|----------------|--------|------|
| SEC | 122-78 | .610 |
| Big Ten | 83-87 | .488 |
| ACC | 77-101 | .433 |
| Big 12 | 72-70 | .507 |
| American | 60-57 | .513 |
| Mountain West | 59-49 | .546 |
| Pac-12 | 57-61 | .483 |
| Conference USA | 53-61 | .465 |
| Sun Belt | 47-35 | .573 |
| MAC | 36-67 | .350 |
| Independents | 28-20 | .583 |

• The SEC is 16-7 (.696) in College Football Playoff games (not versus each other) and 4-2 in College Football Playoff National Championship Games (not versus each other). The SEC has appeared in eight of the 11 CFP National Championship Games, winning six. The SEC finished 9-2 in BCS National Championship Games (LSU 2-1, Florida 2-0, Alabama 3-0, Tennessee 1-0, Auburn 1-1), 8-1 vs. non-SEC competition. The SEC had the most wins (17) and the highest winning percentage of any conference that has three-or-more appearances in BCS bowl games. The SEC was 17-10 in BCS games (.630 percentage), 16-9 (.640) in non-conference. Since 2006, the SEC has posted a 32-18 (.640) record in BCS/CFP games, more wins, appearances and winning percentage than any other A4 conference.

• Eleven different SEC teams, including all seven from the former SEC Western Division, have made BCS/New Year's Six bowl game appearances since 2006: Alabama, Arkansas, Auburn, Florida, Georgia, LSU, Ole Miss, Mississippi State, Tennessee, Texas and Texas A&M.

SEC IN THE COLLEGE FOOTBALL PLAYOFF

Teams in the Playoff (Record-Winning %) (Since First Year of CFP in 2014)

SEC: 15 (18-9; .667) (Includes 2018/2022 All-SEC National Championship Game) (16-7; .696 in games not versus each other)
 ACC: 9 (6-7; .462)
 Big Ten: 9 (11-9; .550)
 Big 12: 7 (1-7; .125)
 Independent: 3 (3-3; .500)

Pac-12: 3 (2-3; .400)
 Group of Five: 2 (0-2; .000)

Teams in the Playoff (Record-Winning %) (Since First Year of 12-Team CFP in 2024)

Big Ten: 4 (6-2; .750)
 SEC: 3 (2-3; .400)
 ACC: 2 (0-2; .000)
 Big 12: 1 (0-1; .000)
 Independent: 1 (3-1; .750)
 Group of Five: 1 (0-1; .000)

CFP National Championship Game Appearances

SEC: 10
 ACC: 4
 Big Ten: 4
 Pac-12: 2
 Big 12: 1
 Independent: 1

Since 2006, the SEC has posted 35 wins in BCS - now New Year's Six/Access bowls - more wins than any other conference. Here are the BCS/CFP bowl records of all conferences since 2006:

| | | |
|---------------|-------|------|
| SEC | 35-18 | .660 |
| Big Ten | 26-23 | .531 |
| Big 12 | 14-17 | .452 |
| Pac-12 | 12-16 | .429 |
| ACC | 11-21 | .256 |
| AAC | 8-7 | .533 |
| Mountain West | 3-2 | .600 |
| WAC | 2-1 | .667 |
| Independents | 2-6 | .250 |
| CUSA | 0-1 | .000 |
| MAC | 0-2 | .000 |

CFP Era (2014-Present) (Includes CFP Championship Game)

| | | |
|---------------|-------|------|
| SEC | 26-13 | .667 |
| Big Ten | 21-15 | .583 |
| ACC | 8-15 | .348 |
| Big 12 | 8-10 | .444 |
| Pac-12 | 5-10 | .333 |
| AAC | 2-4 | .333 |
| Independent | 2-1 | .667 |
| Mountain West | 1-1 | .500 |
| CUSA | 1-0 | .000 |
| MAC | 0-1 | .000 |

Most Bowl Appearances – Single Season

1. 13 - SEC, 2024; ACC, 2024; SEC, 2021
2. 12 - SEC, 2014, 2016; Big Ten, 2024
3. 11 - SEC, 2018, 2022
 11 - ACC, 2013, 2014, 2016, 2018, 2023
 11 - Big Ten, 2023
5. 10 - SEC, 2009, 2010, 2013, 2015
 10 - ACC, 2008, 2017, 2019
 10 - Big Ten, 2011, 2014, 2015, 2016, 2021
 10 - Pac-12, 2015, 2023

Most Bowl Wins – Single Season

1. 11 - Big Ten, 2024 (11-6)
2. 9 - SEC, 2015 (9-2)
 9 - ACC, 2016 (9-3)

SEC SUCCESS SINCE 2006

During the last 19 seasons (2006-24), Southeastern Conference football has experienced success that is unparalleled in its football history and in the history of college football. During this tenure, the SEC's achievements have been demonstrated by:

- Triumphs in major bowl games, including the National Championship Game
- Non-conference success in regular season and bowl games
- Defeating highly-ranked non-conference teams
- Success in the polls and rankings
- Individual awards and All-America Teams
- Academic and Community Service Standouts
- Continued accomplishments of former SEC student-athletes in the NFL and NFL Draft

SEC IN THE CFP/BCS ERA (Since 1998)

• The SEC has won 13 of the last 19 national championships, 15 of the 27 BCS/CFP-era National Championships, six runner-up finishes and 29 overall national titles (CFP, AP, BCS, FWA, Coaches Poll) in SEC history. The SEC has appeared in 16 of the last 19 National Championship Games and in 10 of the 16 BCS Championship Games, winning nine.

• Five different SEC schools have won the National Championship since 2006 (Auburn, 2010; Alabama, 2009, 2011, 2012, 2015, 2017, 2020; Florida, 2006, 2008; LSU, 2007, 2019; Georgia, 2021, 2022). Five programs have advanced to the national championship game since 2013. Tennessee (1998) has also won the former BCS crown. Auburn appeared in the 2013 BCS Championship Game, as did LSU in 2011, Georgia in 2017 and Alabama in 2021. A team from the SEC Western Division had advanced to five consecutive national championship games prior to the 2014 season, when Alabama lost in the CFP semifinals. The ACC (Clemson, Miami and Florida State) and Big Ten (Michigan, Ohio State) has seen three schools win titles since 1998, while the current Big 12 has none.

• Since 2006, over half of the slots in the National Championship Game have been taken by SEC teams (19 of 38). The Big Ten has six during that time, the ACC has four, while the Big 12 and Pac-12 has three.

• The SEC has had more teams ranked in the BCS/CFP standings than any other conference since 2006. The league has had 15 of its 16 teams ranked at one time or another since 2006. Vanderbilt is the only team to not appear in the BCS/CFP rankings during this time, however, the Commodores finished ranked in the Top 25 in both 2012 and 2013 after bowl games with 9-4 records. The BCS/CFP does not produce a poll following bowl games. The Commodores were also ranked in the AP/Coaches Poll in 2024 two weeks prior to the first CFP poll of 2024.

• Since 2006, the SEC has posted 35 wins in BCS/New Year's Six/Access bowls - more wins than any other conference.

• Six of the top 10 defensive performances in CFP/BCS history have been registered by SEC teams, more than any other conference. Alabama's shutout of LSU in the 2012 BCS National Championship Game was the first shutout in CFP/BCS history. Alabama defeated Michigan State soundly 38-0 in a CFP National Semifinal in 2015, while defeating Washington 24-7 in 2016 semifinal contest. Alabama dominated Clemson in the 2018 Sugar Bowl Semifinal, holding Clemson to just 188 yards, well short of their average 448 yards per game. In the 2021 CFP Semifinal, Alabama defeated Cincinnati 27-6, holding the Bearcats to 218 yards and a pair of field goals. Georgia's 65-7 victory over TCU in the 2022 national championship game, the Bulldogs held TCU to 188 total yards and nine first downs. Georgia's 63-3 defeat of Florida State in the 2023 Orange Bowl was the largest margin of victory in the entire history of postseason bowls, holding FSU to only 209 yards.

• The SEC has now won 73 games in the last nine postseasons. With 12 teams advancing to bowl games in 2016, the SEC became the first conference to send at least 10 teams to postseason bowls in four consecutive seasons. The SEC sent a (then) NCAA-record 12 teams to participate in postseason bowl games in 2014 and has sent no less than eight teams to post-season bowls in each of the last 17 seasons. The SEC established a national-record with nine postseason victories in 2015 and owned the previous record for postseason bowl victories with seven wins in 2007, 2013 and 2014. The SEC qualified a record 13 teams for postseason bowls in 2021 and finished 7-2 in the 2020 postseason, with all seven wins coming against Top-25 competition - the most in history for the conference. The SEC again sent 13 teams to postseason in 2024.

• The SEC is 122-78 (.610) in bowl games since 2006, the only Autonomy Five league with a .600 or better winning percentage and nearly 40 wins more than the next closest conference.

SEC vs. OTHER CONFERENCES

• Since 2006, the SEC has posted the highest non-conference winning percentage (regular season & bowls) than any other conference. The league has a 927-232 record, an 80.0 winning percentage. The SEC has won no less than 43 non-conference games (regular season & bowls) during the last 19 seasons (2006-2024). Last season (2024), the SEC was 63-16 (.797), including bowl games.

SEC IN FINAL RANKINGS

• Since 2006, the SEC has had the most teams ranked in the final USA Today Coaches Poll. The conference has had 106 teams ranked in the final USA Today rankings during that span, including seven in 2024.

• The SEC has either led or tied for the lead with the most teams ranked in the USA Today Top-25 for 17 of the last 19 seasons.

THIS IS SEC FOOTBALL

• Sixteen times in the last 19 seasons, a team from the SEC has advanced to the national championship game. The SEC has won 13 of those contests, with two of the losses coming in the game's final seconds. The winner of the SEC Championship Game has advanced to the National Championship Game all but three times since 2006.

• With Florida in January 2009, five different teams from the SEC (Alabama, Auburn, Florida, LSU, Georgia) have played for and won the national championship in the last 15 seasons. All five have multiple appearances and at least one victory since in the national championship game since 2007.

• The SEC won four consecutive CFP National Championships, by three different programs (LSU, Alabama, Georgia), from 2019-2022.

• Not counting games versus each other, the SEC is 16-7 all-time in College Football Playoff games, playing in eight of the 11 CFP Championship Games (winning six of those eight). The SEC is 10-3 in CFP Semifinals, including a streak of 10 consecutive semifinal wins from 2015-2022.

• Since 2006, the SEC has posted a 35-18 (.660) record in BCS/CFP games, more wins, appearances, and winning percentage than any other A4 conference.

• The Southeastern Conference led the nation yet again in 2024 with 439 former players on opening weekend 53-man active rosters, including injured reserve.

• A total of 35 former SEC players were on active rosters of Super Bowl LVI between the Kansas City Chiefs and the Philadelphia Eagles.

• The SEC is 122-78 (.610) in bowl games since 2006, the only FBS league with a .600 or better winning percentage and nearly 40 wins more than the next closest conference.

• The SEC has now won 73 games in the last nine postseasons and has sent no less than eight teams to post-season bowls in each of the last 18 seasons.

• In the 11 seasons of the College Football Playoff era, only nine programs nationally have been ranked No. 1 in the weekly CFP Top-25 Poll (which begins in late October each year) - five of those nine programs (Alabama, Georgia, LSU, Mississippi State, Tennessee) are from the SEC. Prior to 2023, no team outside the SEC had been ranked No. 1 in the weekly CFP Poll since 2019, while four schools from the SEC were ranked No. 1 during that time.

• With Georgia and Alabama both earning victories in the CFP Semifinals in both 2021 and 2017, the national championship game has featured two SEC teams twice in the last eight years and three times since the 2011 season.

• The SEC Championship has been the most watched conference championship nationally for 16 of the past 17 seasons, including 12 in a row from 2008-2019. The only year it was not #1 was 2020 when the SEC did not have a traditional schedule due to the pandemic.

• The 2024 SEC Championship Game averaged 16.6 million viewers across ABC and ESPN, the fourth-largest audience on record for the game. The overtime win for Georgia, which peaked with 19.7 million viewers, delivered the largest audience of the college football season - surpassing the previous high set by the regular season matchup between the same two teams. Overall, the SEC title game last season delivered the third-largest regular season college football audience ever on the ESPN family of networks.

SEC IN THE NFL

- The Southeastern Conference led the nation yet again in 2025 with 451 former players on opening weekend 53-man active rosters, including injured reserve.
- The SEC has had more of its former players on NFL rosters in the last 10 seasons than any other conference. Since 2012, the SEC has averaged 368 players per year on NFL opening weekend rosters.
- During the last 20 completed NFL seasons (2005-24), the SEC had had five of its former players named NFL MVP (2005, Shaun Alexander, RB, Alabama with Seattle; 2008-09-13, Peyton Manning, QB, Tennessee with Indianapolis and Denver; 2015, Cam Newton, QB, Auburn with Carolina).
- During the last 18 Super Bowls (2006-24), three former SEC players have been named game MVP five times (2006 – Hines Ward, WR, Georgia with Pittsburgh; 2007 – Peyton Manning, QB, Tennessee with Indianapolis; 2008 and 2012– Eli Manning, QB, Ole Miss with New York Giants. Von Miller of Texas A&M was named MVP of Super Bowl 50, although his final year was the Aggies final season prior to joining the SEC.

SEC ON NFL ROSTERS

| 2014 | 2015 | 2016 | 2017 | 2018 | 2019 | 2020 | 2021 | 2022 | 2023 | 2024 |
|------|------|------|------|------|------|------|------|------|------|------|
| 345 | 355 | 362 | 368 | 379 | 432 | 356 | 363 | 369 | 372 | 437 |

- The SEC led the nation's conferences in NFL Draft picks for the 19th consecutive year in 2025 with 79 selections.
- The 79 selections set a record for a conference in a single NFL Draft, shattering the previous mark of 65 (which was also held by the SEC).
- This marks the 11th straight year for the SEC to see 50 or more players taken in the NFL Draft. Only four times in the last 30 years has another conference other than the SEC seen 50 or more players drafted.
- A total of 15 SEC teams had selections in the 2025 NFL Draft.
- This is the ninth consecutive year the SEC has seen 25 or more players selected through the first three rounds of the NFL Draft.
- The SEC has averaged over 50 selections per draft since 2006.
- Georgia led the SEC with 13 players drafted. Texas was second with 12, while Ole Miss had eight selections. Alabama, LSU and Florida all saw seven former players selected.
- For the 14th time in the last 15 years, the SEC once again tied or led the nation in First Round NFL Draft selections, as the league produced 15 opening-round draft picks.
- The 15 selections in the opening round tied for the most in the history of the NFL Draft (set by the SEC in 2020).
- This is the fifth time in the last six years, and seventh in the last nine, the SEC has produced 10 or more First Round selections.
- During the last 21 NFL Drafts, the SEC has a nation-leading 194 players taken in the opening round, an average of over nine per season.
- The SEC had six of the first 15 selections and nine of the first 20 of the 2025 NFL Draft.
- The SEC now has 170 First Round NFL Draft selections since 2010.
- Since 2010, the SEC has nearly double (170) the total amount of First Round selections than the next closest conference (Big Ten – 88).
- Nine different SEC teams had a player taken in the First Round of the 2025 NFL Draft.
- The SEC now has 61 Top 10 picks since 2009 and 67 since 2007.
- Since 2009, Top 10 NFL picks by league: SEC (61); Big 12 (28); B1G (28), ACC (27); Notre Dame (5); AAC (3); MAC (3); BYU (2); Mountain West (1).
- Georgia and Texas led the SEC with three First Round selections in the 2025 NFL Draft.
- Alabama has a First-Round selection in each of the past 17 NFL Drafts, the longest streak in SEC and college football history, as well as the most First Round picks nationally since 2007 with 49.

2025 FIRST-ROUND SELECTIONS BY CONFERENCE

SEC: 15

Big Ten: 11
ACC: 2
B12: 2
MWC: 1
FCS: 1

FIRST-ROUND SELECTIONS SINCE 2010

SEC: 170

Big Ten: 88
ACC: 74
Big 12: 53

SEC FIRST ROUND SELECTIONS SINCE 2010

2025: 15
2024: 11
2023: 9
2022: 12
2021: 12
2020: 15
2019: 9
2018: 10
2017: 12
2016: 8
2015: 7
2014: 11
2013: 12
2012: 9
2011: 11
2010: 7

SEC IN THE NFL SUCCESS

- Former Southeastern Conference football players have had success in the National Football League. Here is a snapshot of that success since 2000.

2000s All-Decade Team

OG – Alan Faneca, LSU (Pittsburgh, N.Y. Jets, Arizona)
C – Kevin Mawae, LSU (Seattle, N.Y. Jets, Tennessee)
QB – Peyton Manning, Tennessee (Indianapolis)
RB – Jamal Lewis, Tennessee (Baltimore, Cleveland)
RB – Shaun Alexander, Alabama (Seattle, Washington)
DT – Richard Seymour, Georgia (New England, Oakland)
CB – Champ Bailey, Georgia (Washington, Denver)

NFL MVPs

2003 – Peyton Manning, Indianapolis (Tennessee)
Jamal Lewis, Baltimore (Tennessee)
2004 – Peyton Manning, Indianapolis (Tennessee)
2005 – Shaun Alexander, Seattle (Alabama)
2008 – Peyton Manning, Indianapolis (Tennessee)
2009 – Peyton Manning, Indianapolis (Tennessee)
2013 – Peyton Manning, Denver (Tennessee)
2015 – Cam Newton, Carolina (Auburn)

Super Bowl MVPs

XL – Hines Ward, Pittsburgh (Georgia)
XLI – Peyton Manning, Indianapolis (Tennessee)
XLII – Eli Manning, New York Giants (Ole Miss)
XLVI – Eli Manning, New York Giants (Ole Miss)
50 – *Von Miller, Denver Broncos (Texas A&M)

*-Final season at Texas A&M was season prior to school joining the SEC.

A total of 35 former players from current Southeastern Conference institutions were on the active rosters of the Kansas City Chiefs and the Philadelphia Eagles, the two National Football League teams in Super Bowl LIX on February 11. That number reflects players on active rosters only and does not include any injured reserve or practice squad players.

An additional 11 former players are on practice squads/injured reserve for the two remaining teams, bringing the total number of former SEC players represented to an astounding 46.

This year's Super Bowl was played at Caesar's Superdome in New Orleans, La.

Georgia and Oklahoma lead the SEC with eight former players represented in the Super Bowl. Seven former Sooners appear on the active roster for the game, while six for Georgia are listed on the active roster.


Fifteen SEC schools will have at least one former player represented in the Super Bowl.

A representative from a SEC institution has been named MVP of the Super Bowl on five occasions since 2006.

Total 2025 NFL Draft Picks:

SEC: 79

Big Ten: 71
ACC: 42
Big 12: 31
FCS: 8
Independent: 7
AAC: 6
Mountain West: 6
MAC: 4
Sun Belt: 1
CUSA: 1
Pac 12: 1



SEC CHAMPIONSHIP GAME

2025 SEC CHAMPIONSHIP GAME

The Southeastern Conference's top two teams in the regular season standings will meet in Atlanta's Mercedes-Benz Stadium to battle for the league championship and the right to represent the conference in the College Football Playoff. The 34th-annual title game is set for December 6 and will be televised nationally by ABC.

The game was born as a result of 1992 conference expansion, which saw Arkansas and South Carolina become the first members added in SEC history. Under NCAA regulations, a conference with 12 members may play an additional football game to determine its champion, provided the regular season is played in divisions.

The participants of the game will be determined during the eight-game regular-season conference schedule as the teams with the two best overall SEC winning percentages.

The SEC Championship has been the most watched conference championship nationally for 16 of the past 17 seasons, including 12 in a row from 2008- 2019. The only year it was not No. 1 was 2020 when the SEC did not have a traditional schedule due to the pandemic.

The 2024 SEC Championship Game averaged 16.6 million viewers across ABC and ESPN, the fourth-largest audience on record for the game. The overtime win for Georgia, which peaked with 19.7 million viewers, delivered the largest audience of the college football season — surpassing the previous high set by the regular season matchup between the same two teams. Overall, the SEC title game last season delivered the third-largest regular season college football audience ever on the ESPN family of networks.

The 2009 SEC Championship Game earned an 11.8 rating and a 24 share, marking the highest-rated SEC Championship Game in history. The game matched the No. 1 Florida Gators (12-0) vs. the No. 2 Alabama Crimson Tide (12-0).

The SEC Championship Game has drawn 31 capacity crowds in its 33-year history. Only 1993 (Birmingham) and 1995 (Atlanta) were not sellouts.

The SEC, along with AMB Sports & Entertainment (AMBSE) and the Georgia World Congress Center Authority (GWCCA), have an agreement to host the SEC Championship Game at Mercedes-Benz Stadium in Atlanta through 2031. The new agreement allows the SEC the option of adding a five-year extensions through 2036. The Georgia Dome hosted the SEC Championship Game for 23 years beginning in 1994, with capacity crowds in the last 22 consecutive years. By the end of the new agreement, including options, the Championship will have been played in Atlanta a total of 43 years.

| Year | Score | Attendance |
|------|------------------------------|------------|
| 1992 | Alabama 28, Florida 21 | 83,091 |
| 1993 | Florida 28, Alabama 13 | 76,345 |
| 1994 | Florida 24, Alabama 23 | 74,751 |
| 1995 | Florida 34, Arkansas 3 | 71,325 |
| 1996 | Florida 45, Alabama 30 | 74,132 |
| 1997 | Tennessee 30, Auburn 29 | 74,896 |
| 1998 | Tennessee 24, Miss. State 14 | 74,795 |
| 1999 | Alabama 34, Florida 7 | 71,500 |
| 2000 | Florida 28, Auburn 6 | 73,427 |
| 2001 | LSU 31, Tennessee 20 | 74,843 |
| 2002 | Georgia 30, Arkansas 3 | 74,835 |
| 2003 | LSU 34, Georgia 13 | 74,913 |
| 2004 | Auburn 38, Tennessee 28 | 74,892 |
| 2005 | Georgia 34, LSU 14 | 73,717 |
| 2006 | Florida 38, Arkansas 28 | 73,374 |
| 2007 | LSU 21, Tennessee 14 | 73,832 |
| 2008 | Florida 31, Alabama 20 | 75,892 |
| 2009 | Alabama 32, Florida 13 | 75,514 |
| 2010 | Auburn 56, South Carolina 17 | 75,802 |
| 2011 | LSU 42, Georgia 10 | 74,515 |
| 2012 | Alabama 32, Georgia 28 | 75,624 |
| 2013 | Auburn 59, Missouri 42 | 75,632 |
| 2014 | Alabama 42, Missouri 13 | 73,526 |
| 2015 | Alabama 29, Florida 15 | 75,320 |
| 2016 | Alabama 54, Florida 16 | 74,632 |
| 2017 | Georgia 28, Auburn 7 | 76,534 |
| 2018 | Alabama 35, Georgia 28 | 77,141 |
| 2019 | LSU 37, Georgia 10 | 74,150 |
| 2020 | Alabama 52, Florida 46 | 16,500 |
| 2021 | Alabama 41, Georgia 24 | 78,030 |
| 2022 | Georgia 50, LSU 30 | 74,810 |
| 2023 | Alabama 27, Georgia 24 | 78,320 |
| 2024 | Georgia 22, Texas 19 (OT) | 74,916 |

Here's a chart of team history in the SEC Championship Game:

| Team | Appearances | W-L | Pct. |
|-------------------|-------------|------|------|
| Alabama | 15 | 11-4 | .733 |
| Florida | 13 | 7-6 | .538 |
| Georgia | 12 | 5-7 | .417 |
| LSU | 7 | 5-2 | .714 |
| Auburn | 6 | 3-3 | .500 |
| Tennessee | 5 | 2-3 | .400 |
| Arkansas | 3 | 0-3 | .000 |
| Missouri | 2 | 0-2 | .000 |
| Mississippi State | 1 | 0-1 | .000 |
| South Carolina | 1 | 0-1 | .000 |
| Texas | 1 | 0-1 | .000 |

SEC FOOTBALL TIE-BREAKING PROCESS

In the event of a tie between teams competing for a place in the Conference championship game, the following procedures will be used in descending order until the tie is broken:

* Head-to-head competition among the tied teams

* Record versus all common Conference opponents among the tied teams

* Record against highest (best) placed common Conference opponent in the Conference standings, and proceeding through the Conference standings among the tied teams

* Cumulative Conference winning percentage of all Conference opponents among the tied teams

* Capped relative total scoring margin versus all Conference opponents among the tied teams

* Random draw of the tied teams

If the regular season standings determine a clear Conference champion and two or more teams are tied for second place, the Conference champion will be the home team in the Championship Game and the tiebreaking procedures will be used to determine its opponent.

If a tiebreaker step produces standings with two teams tied for first place in the Conference, both will qualify for the championship game. To decide the seeding of the two teams, both will progress through the two-team tiebreaker procedures until the tie is broken, which will determine home/away designation for the SEC Championship Game.

The 2025 SEC Championship Game will be held on Saturday, Dec. 6, at Mercedes-Benz Stadium in Atlanta, Ga.

Complete tiebreaker procedures and examples can be found at

www.SECsports.com/ftiebreaker.



SEC CHAMPIONSHIP GAME

SEC CHAMPIONSHIP GAME RACE RECAPS

1992 - Both races decided before final weekend. Florida and Georgia (6-2 in the SEC) were co-champions in the Eastern Division. The Gators won the tie-breaker by virtue of a 26-24 win over the Bulldogs earlier in the season. Alabama (8-0) was the outright Western Division champion, even with a game against Auburn in the final weekend, which the Tide won, 17-0.

1993 - Both races decided before final weekend. Florida won the Eastern Division and Alabama won the Western Division. The Gators finished 1/2 game ahead of Tennessee (UT tied Alabama, 17-17). Alabama, at 5-2-1, finished two games ahead second-place Arkansas. Auburn was 8-0 in the SEC, but was ineligible for the conference title.

1994 - Both races decided before final weekend. Florida won the Eastern Division, finishing SEC play at 7-1, two games ahead of Tennessee. Alabama won the Western Division with an 8-0 SEC mark, three games ahead of Miss. State.

1995 - Both races decided before final weekend. Florida won the Eastern Division, finishing SEC play at 8-0, one game ahead of Tennessee. Arkansas won the Western Division with a 6-2 SEC mark, one game ahead of Auburn and Alabama.

1996 - Both races decided before final weekend. Florida won the Eastern Division, finishing SEC play at 8-0, one game ahead of Tennessee. Alabama won the Western Division with a 6-2 SEC mark, tying LSU. However, the Tide defeated the Tigers, 26-0, earlier in the year to win the tie-breaker.

1997 - Eastern Division race not finalized until after the final weekend. Tennessee defeated Vanderbilt, 17-10, to win the division on the final weekend. Tennessee, at 7-1 in the SEC, finished one game ahead of Georgia and Florida. Auburn had won the Western Division with a 6-2 SEC mark, tying LSU. However, Auburn defeated LSU, 31-28, earlier in the year to win the tie-breaker.

1998 - Western Division race not finalized until after the final weekend. Miss. State defeated Ole Miss, 28-6, on Thanksgiving night, to win division on final weekend. Arkansas and Miss. State finished in tie for the division title. However, Miss. State defeated Arkansas, 22-21, earlier that season to win the tie-breaker. Arkansas defeated LSU 41-14 on the final weekend, but when State defeated Ole Miss, the chase for the Championship Game had been won. Tennessee had clinched the Eastern Division before the final weekend and defeated Vanderbilt, 41-0, to finished the SEC at 8-0.

1999 - Both races decided before final weekend. Florida won the Eastern Division, finishing SEC play at 7-1, one game ahead of Tennessee. Alabama won the Western Division with a 7-1 SEC mark, one game ahead of Miss. State.

2000 - Both races decided before final weekend. Florida won the Eastern Division, finishing SEC play at 7-1, two games ahead of South Carolina, Georgia and Tennessee. Auburn won the Western Division with a 6-2 SEC mark, one game ahead of LSU. LSU lost to Arkansas in the final weekend, 14-3. Even if the Tigers would have beaten the Razorbacks, Auburn would have won the tie-breaker over LSU due to a 34-17 win earlier in the season.

2001 - Both races go down to the final weekend. Due to game postponements on Sept. 15, games were reschedule for Dec. 1. On that weekend, Tennessee defeated Florida, 34-32, in Gainesville, and LSU defeated Auburn, 27-14, in Baton Rouge, to clinch berths in the SEC Championship Game. The Vols won the East with a 7-1 mark while LSU had a 5-3 mark and tied with Auburn for the West, but won the head-to-head tiebreaker.

2002 - Western division race not finalized until after the final weekend. Georgia clinched the Eastern Division championship on Nov. 16 after defeating Auburn, 24-21, in Auburn. The 7-1 Bulldogs finish one game ahead of Florida, which was 6-2. Arkansas wins the Western Division on the season's final weekend, defeating LSU, 21-20, in Little Rock on Nov. 29. The Razorbacks, LSU Tigers and Auburn Tigers are tied at 5-3 but Arkansas wins the head-to-head tiebreakers.

2003 - Both races decided on final weekend. Tennessee defeats Kentucky, 20-7, to force a three-way tie for Eastern Division championship between Vols, Georgia and Florida. Using tie-breaker involving the BCS standings, Georgia has the highest BCS ranking and has defeated Tennessee (next highest ranking) during regular season to secure SEC Championship Game berth. LSU defeats Arkansas, 55-24, and Ole Miss beats Mississippi State, 31-0, to force a tie for the Western Division championship. LSU's 17-14 win over Ole Miss the week before earns the Tigers the Western Division berth.

2004 - Auburn clinches berth in the SEC Championship Game on Oct. 30, tying the earliest since the game began in 1992 (Alabama, 1993). The Tigers (8-0) finish two games ahead in the standings of second-place LSU (6-2). Tennessee clinches berth as Eastern Division representative with 38-33 win against Vanderbilt on Nov. 20. The Vols (7-1) would win their next game on the following weekend against Kentucky to claim the division title outright. Georgia was second in the Western Division with a 6-2 mark.

2005 - Georgia (6-2) clinched Eastern Division Championship with a 45-13 win over Kentucky on Nov. 19. The Bulldogs finish one full game ahead of South Carolina and Florida in the standings. LSU clinched Western Division title with a 19-17 win over Arkansas on Nov. 25. The Tigers finished tied for the Western Division title (7-1), but defeated Auburn, 20-17, on Oct. 22, to win the tie-breaker.

2006 - Florida (7-1) clinched Eastern Division Championship and berth in the SEC Championship Game on Nov. 4, by defeating Vanderbilt, 25-19. Arkansas clinched the Western Division title and SEC Championship Game berth with a 28-14 win over Mississippi State on Nov. 18.

2007 - LSU (6-2) clinched Western Division berth in the SEC Championship Game on Week 11 after Alabama and Auburn both lose. Tennessee (6-2) gets Eastern Division berth with 52-50 four-over-time victory over Kentucky in Week 13. The Vols win the tie-breaker with Georgia (6-2), defeating the Bulldogs 35-14 in Week 6.

2008 - Alabama (8-0) clinched Western Division berth in SEC Championship Game on Week 11 (Nov. 1) after defeating LSU, 27-21. Florida (7-1) clinched Eastern Division berth in SEC Championship Game on Week 12 (Nov. 8) after defeating Vanderbilt, 42-14.

2009 - Florida (8-0) clinched Eastern Division berth in SEC Championship Game on Week 9 (Oct. 31) after defeating Georgia, 41-17. Alabama (8-0) clinched Western Division berth in SEC Championship Game on Week 11 (Nov. 14) after defeating Mississippi State, 31-3.

2010 - Both spots in the SEC Championship Game were clinched on Week 11 (Nov. 13). Auburn (8-0) clinched Western Division berth with a 49-31 win against Georgia. South Carolina (5-3) clinched Eastern Division berth with a 36-14 win against Florida.

2011 - Georgia (7-1) clinched a berth in the SEC Championship Game in Week 12 (Nov. 19) with a 19-10 win over Kentucky while LSU (8-0) clinched its berth in Week 13 (last weekend of the regular season) with a 41-17 win over Arkansas

2012 - Georgia (7-1) clinched a berth in the SEC Championship Game in Week 11 (Nov. 10) with a 38-0 win over Auburn. Alabama clinched a berth in the SEC Championship Game in Week 13 (Nov. 24) with a 49-0 win over Auburn.

2013 - For the first time since 2003, both races were determined on the final weekend. Auburn (7-1) clinched a berth in the SEC Championship Game with a dramatic 34-28 win off a 109-yard missed field goal return for a touchdown on the game's final play at Auburn. SEC newcomer Missouri (7-1) clinched a berth in the SEC Championship Game with a 28-21 home win over Texas A&M.

2014 - For the second straight season, both divisional races were determined on the final weekend. Missouri won the SEC East outright by closing the season with three straight SEC wins, including two on the road for their second straight trip to Atlanta. Alabama won the Western Division outright as well, with Ole Miss defeating Mississippi State in the Egg Bowl, while Alabama topped Auburn in the Iron Bowl.

2015 - Florida (7-1) won the Eastern Division, clinching a spot after defeating Vanderbilt on Nov. 7. Alabama (7-1) claimed the Western Division with a victory over Auburn in the Iron Bowl on the final day of the regular season. It was the fourth straight season where the Western Champion was the Iron Bowl winner.

2016 - Florida (6-2) won the Eastern Division, clinching a spot after defeating LSU in Baton Rouge on Nov. 19. Alabama claimed the Western Division with a victory over Mississippi State on Nov. 12. This marked the first time since 2010 that saw the SEC Championship Game set prior to the final weekend of the regular season.

2017 - Georgia (7-1) won the Eastern Division, clinching a spot on Nov. 4 after defeating South Carolina 24-10 in Athens. Georgia's clinching of a spot in the SEC Championship Game on Nov. 4 is the earliest a team has done so since Florida (Oct. 31) in 2009. Auburn (7-1) claimed the Western Division with a victory over Alabama the final day of the regular season. Alabama and Auburn were co-champions of the division, with Auburn representing the SEC Western Division in Atlanta due to head-to-head tiebreaker.

2018 - Georgia won the Eastern Division, clinching a spot on Nov. 3 after defeating Kentucky 34-17 in Lexington. Alabama claimed the Western Division with a 29-0 victory over LSU in Baton Rouge later that same day. It is the earliest that both participants in the SEC Championship Game have ever been determined.

2019 - Georgia won the Eastern Division for the third consecutive year, clinching a spot on Nov. 16 after defeating Auburn 21-14 in Auburn. LSU claimed the Western Division for the first time since 2011 with a 56-20 victory over Arkansas in Baton Rouge on Nov. 23.

2020 - Florida clinched the Eastern Division while Alabama claimed the Western Division on Dec. 5, two weeks prior to the SEC Championship Game. Due to COVID-19, the regular season was derived of 10 conference games only.

2021 - Georgia clinched the Eastern Division on Oct. 30, tying the earliest any division had ever been clinched. Alabama claimed the Western Division on Nov. 20, two weeks prior to the SEC Championship Game.

2022 - Both spots in the SEC Championship Game were claimed on Nov. 12, as Georgia defeated Mississippi State to claim the Eastern Division title, while LSU's victory over Arkansas, combined with Alabama's win over Ole Miss, clinched a spot in the game for LSU. It marked the fifth time in the last six seasons Georgia has advanced to the SEC Championship Game.

2023 - Both spots in the SEC Championship Game were claimed on Nov. 11, as Alabama defeated Kentucky to claim the Western Division title, while Missouri's victory over Tennessee clinched a spot in the game for Georgia. It marked the sixth time in the last seven seasons Georgia has advanced to the SEC Championship Game.

2024 - Georgia clinched a spot in the SEC Championship Game on Nov. 24 following losses by Alabama and Texas A&M. Texas secured their slot and the No. 1 seed after defeating Texas A&M on Nov. 30. Georgia would be the No. 2 seed.

SEC CHAMPIONSHIP GAME RACE RECAP

The earliest a berth has been clinched in the SEC Championship Game is Oct. 30 (Georgia, 2021; Auburn, 2004; Alabama, 1993).

In 17 of 62 divisional races (including 2023), a championship game berth has not been decided until the weekend prior to the SEC Championship Game. That occurred in 1997 (Tennessee), 1998 (Mississippi State), 2001 (Tennessee and LSU), 2002 (Arkansas), 2003 (Georgia and LSU), 2005 (LSU), 2007 (Tennessee), 2011 (LSU), 2012 (Alabama), 2013 (Auburn and Missouri), 2014 (Alabama and Missouri), 2015 (Alabama) and 2017 (Auburn).

2024 SEC FOOTBALL CHAMPIONSHIP GAME

2024 SEC CHAMPIONSHIP GAME

The 32nd annual SEC Football Championship Game was played on Dec. 7 at Mercedes-Benz Stadium in Atlanta, with No. 5 Georgia defeating No. 2 Texas 22-19 in overtime. This was the first overtime in the history of the SEC Championship Game. The SEC Champion has now advanced to the Playoff each year since its inception.

Gunner Stockton, a little-known backup who had barely played for Georgia, came off the bench after an injury to Carson Beck and led the Bulldogs to an improbable win in the SEC Championship.

The Bulldogs (11-2) won their third SEC title under coach Kirby Smart, but the trophy comes with an even bigger prize - a first-round bye in the new 12-team College Football Playoff.

Georgia came into the game ranked fifth by the CFP, but now it is assured of playing in the Sugar Bowl quarterfinal game on New Year's Day in pursuit of its third national title in four seasons.

Texas (11-2, No. 2 CFP) was denied an SEC title capper on its first season in the league and will host a first-round game on either Dec. 20 or 21. Both of its losses have been to the Bulldogs, who prevailed 30-15 when the powerhouse programs met in Austin during the regular season.

Stockton, a third-year sophomore, had played only six games in his college career - all of them mere mop-ups of blowout wins. He guided the Bulldogs to a touchdown and two field goals before taking a hard hit on a run in overtime that sent his helmet flying.

Beck, who could barely lift his arm, came back in the game for first-and-goal at the 4. All he had to do - and could do, it appeared - was hand off to Trevor Etienne, who powered into the end zone to end the first overtime game in the SEC championship's 33-year history.

2024 SEC FOOTBALL CHAMPIONSHIP GAME

Georgia 22, Texas 19 (OT)

Dec. 7, 2024 • Mercedes-Benz Stadium (74,916) • Atlanta, Ga.

| | | | | | | |
|---------|---|---|----|----|---|----|
| Georgia | 0 | 3 | 10 | 3 | 6 | 22 |
| Texas | 3 | 3 | 0 | 10 | 3 | 19 |

Scoring Summary:

1st 05:17 Texas - #45 B.Auburn 41 yd FG, 9-64, 04:10 0-3
2nd 10:22 Texas - #45 B.Auburn 42 yd FG, 14-56, 07:14 0-6
2nd 06:41 UGA - #91 P.Woodring 44 yd FG, 8-49, 03:41 3-6
3rd 10:27 UGA - #1 T.Etienne 10 yd rush (#91 P.Woodring kick), 10-75, 04:33 10-6
3rd 00:16 UGA - #91 P.Woodring 24 yd FG, 9-61, 04:40 13-6
4th 13:54 Texas - #0 D.Moore Jr. 41 yd pass from #3 Q.Ewers (5-75, 01:22 13-13
4th 04:32 UGA - #91 P.Woodring 21 yd FG, 16-72, 09:22 16-13
4th 00:18 Texas - #45 B.Auburn 37 yd FG, 11-47, 02:12 16-16
011 00:00 Texas - #45 B.Auburn 32 yd FG, 7-10 16-19
OT1 00:00 UGA - #1 T.Etienne 4 yd rush, 6-25 22-19

| | Georgia | Texas |
|-----------------------|---------|---------|
| NET TOTAL YARDS | 277 | 389 |
| NET RUSHING YARDS | 141 | 31 |
| Rushing Attempts | 37 | 28 |
| Average Per Rush | 3.8 | 1.1 |
| Rushing TDs | 2 | 0 |
| Yards Gained | 190 | 73 |
| Yards Lost | 49 | 42 |
| NET PASSING YARDS | 136 | 358 |
| Completion-Attempts | 20-30 | 27-46 |
| Completion Percentage | 67% | 59% |
| Avg Per Completion | 6.8 | 13.3 |
| YAC | 122 | 183 |
| Passing TDs | 0 | 1 |
| Drops (%) | 1 (03%) | 4 (09%) |
| TOTAL 1ST DOWNS | 19 | 22 |
| Rushing 1st Downs | 8 | 4 |
| Passing 1st Downs | 8 | 16 |
| Penalty 1st Downs | 3 | 2 |
| TOTAL PLAYS | 67 | 74 |
| Avg Yds/Play | 4.1 | 5.3 |
| Rushing-Passing | 37-30 | 28-46 |

MVP: Georgia's Daylen Everett was named the MVP after recording two interceptions to tie the championship game record. His is the third defensive back to win the honor joining LSU's Tyrann Mathieu (2011) and Alabama's Antonio Langham (1992). He is the sixth defensive player to earn the award.

NOTES

- Georgia won its 15th SEC title (second in conference history) and fifth SEC Championship Game, tying LSU for the third most in history. The Bulldogs are the first two-loss SEC champion since 2007 when eventual national champion LSU beat Tennessee.
- Georgia became the sixth team to trail at half and win (trailed 6-3). It is the first time since 2018 when Alabama trailed Georgia 21-14 at halftime and won 35-28.
- This is the first overtime game in championship game history.
- Georgia's Gunner Stockton is first quarterback to lead his team to victory in a relief role since Alabama's Jalen Hurts came on for Tua Tagovailoa in 2018 against Georgia.
- Tonight's attendance of 74,916 is the fifth largest at Mercedes-Benz Stadium for the championship game.
- Georgia out-rushed Texas 141-31, marking the 20th consecutive year that the winner out-rushed its opponent.
- This was the eighth rematch of a regular season meeting and the first since 2017. Georgia defeated Texas 30-15 on October 19 in Austin. The team that won the regular season game is 6-2 in the rematch.
- Texas' Bert Auburn set a championship game record with four field goals and six attempts. The previous mark was three done five times, most recently by LSU's Cade York in 2019, and five attempts by Alabama's Ryan Pflugner in 1999.
- Auburn tied the record for most points by a kicker with 13 (4 FG, 1 PAT). LSU's Cade York had 13 in 2019 with 3 FG, 4 PAT.
- For the fifth time in championship game history a team recorded two 100-yard receivers as Texas' Matthew Golden (162) and DeAndre Moore Jr (114) each topped the century mark. It was the first time since 2022 it happened with LSU's Malik Nabers (128) and Kayshon Bouttle (107). Golden's 162 receiving yards ranks as the sixth highest in championship game history.
- The 19 combined points after three quarters are the lowest since 17 in 1998 when Tennessee led Mississippi State 10-7.
- Texas' Quinn Ewers finished with 358 passing yards which ranks as the seventh highest in championship game history.
- Georgia's 9:22 scoring drive in the fourth quarter is the longest drive in championship game history (scoring or non-scoring). The previous mark was 8:47 by Alabama in 2009.
- The seven combined field goals (3 by Georgia, 4 by Texas) is a championship game record. LSU (3) and Tennessee (2) combined for five in 2001.
- Georgia tied the championship game record with six sacks set by LSU versus Georgia in 2003. Mykel Williams tied the individual sack mark with two done 12 times.
- The 32 combined points was the lowest scoring championship game after four quarters. The previous low was 33 in 2002 when Georgia beat Arkansas, 30-3.

SEC CHAMPIONSHIP GAME HISTORY

| Team | App. | Record | Titles |
|-------------------|------|-------------|--|
| Alabama | 15 | 11-4 (.733) | 11 (1992, 1999, '09, '12, '14, '15, '16, '18, '20, '21, '23) |
| Florida | 13 | 7-6 (.538) | 7 (1993, 1994, 1995, 1996, 2000, 2006, 2008) |
| Georgia | 12 | 5-7 (.417) | 5 (2002, 2005, 2017, 2022, 2024) |
| LSU | 7 | 5-2 (.714) | 5 (2001, 2003, 2007, 2011, 2019) |
| Auburn | 6 | 3-3 (.500) | 3 (2004, 2010, 2013) |
| Tennessee | 5 | 2-3 (.400) | 2 (1997, 1998) |
| Arkansas | 3 | 0-3 (.000) | |
| Missouri | 2 | 0-2 (.000) | |
| Mississippi State | 1 | 0-1 (.000) | |
| South Carolina | 1 | 0-1 (.000) | |
| Texas | 1 | 0-1 (.000) | |



PRESS RELEASE

SOUTHEASTERN CONFERENCE ANNOUNCES 2026-29 FOOTBALL OPPONENTS

BIRMINGHAM, Alabama (September 23, 2025) – The Southeastern Conference on Tuesday announced the opponents and sites for SEC football games for the 2026 through 2029 seasons.

The SEC announced in August it would play a nine-game conference schedule starting with the 2026 season. In the new format, each SEC school will play every other SEC school at least once every two years, and every opponent home and away over four years, making it the most fair and balanced schedule in the history of the Conference.

Under the new format, each school will play three annual opponents focused on maintaining many traditional rivalries and each team's remaining six games will rotate among the remaining conference schools. The SEC will continue with a single-standings, non-divisional structure.

Annual Opponents

- Annual opponents were determined with consideration given to traditional rivalries, competitive fairness, geography and alignment with existing non-conference home/away commitments
- Annual opponents will be evaluated after each four-year cycle to maintain continued competitive balance

Rotating Opponents

- The remaining six conference games will come from a rotating pool of the other conference teams
- The rotating schedule is designed so that a team will play every other conference opponent at least once every two years and twice (once at home and once away) over a four-year period

Balance

- With nine conference games, eight schools will play five home games each season and eight schools will play four home games
- Home/away determination was made with the intent of providing seven home games for each school while balancing existing home/away commitments to annual non-conference rivalry games.
- To meet the scheduling priorities established by the conference and its members,



the 2026 conference schedule includes cases where schools play at the same venue in back-to-back years. This has occurred in the past when the SEC has changed football scheduling formats.

In addition to the conference opponents, SEC teams are required to schedule at least one additional high quality non-conference opponent from the Atlantic Coast, Big Ten or Big 12 conferences or Notre Dame each season.

The complete 2026 SEC Football Schedule to include dates of games will be announced later this year.

2026-29 SEC FOOTBALL OPPONENTS (Annual opponents in bold)

ALABAMA

| 2026 | 2027 | 2028 | 2029 |
|-----------------------------|--------------------------|-----------------------------|--------------------------|
| AUBURN | at Auburn | AUBURN | at Auburn |
| at Mississippi State | MISSISSIPPI STATE | at Mississippi State | MISSISSIPPI STATE |
| at Tennessee | TENNESSEE | at Tennessee | TENNESSEE |
| GEORGIA | FLORIDA | KENTUCKY | ARKANSAS |
| SOUTH CAROLINA | MISSOURI | LSU | OLE MISS |
| TEXAS A&M | TEXAS | VANDERBILT | OKLAHOMA |
| at Kentucky | at Arkansas | at Georgia | at Florida |
| at LSU | at Ole Miss | at South Carolina | at Missouri |
| at Vanderbilt | at Oklahoma | at Texas A&M | at Texas |

ARKANSAS

| 2026 | 2027 | 2028 | 2029 |
|-----------------|----------------------|-------------------|--------------------|
| LSU | at LSU | LSU | at LSU |
| MISSOURI | at Missouri | MISSOURI | at Missouri |
| at Texas | TEXAS | at Texas | TEXAS |
| GEORGIA | ALABAMA | AUBURN | FLORIDA |
| SOUTH CAROLINA | KENTUCKY | TEXAS A&M | MISSISSIPPI STATE |
| TENNESSEE | OLE MISS | VANDERBILT | OKLAHOMA |
| at Auburn | at Florida | at Georgia | at Alabama |
| at Texas A&M | at Mississippi State | at South Carolina | at Kentucky |
| at Vanderbilt | at Oklahoma | at Tennessee | at Ole Miss |



AUBURN

| 2026 | 2027 | 2028 | 2029 |
|----------------------|----------------------|-------------------|----------------------|
| VANDERBILT | at Vanderbilt | VANDERBILT | at Vanderbilt |
| at Alabama | ALABAMA | at Alabama | ALABAMA |
| at Georgia | GEORGIA | at Georgia | GEORGIA |
| ARKANSAS | SOUTH CAROLINA | OLE MISS | KENTUCKY |
| FLORIDA | TEXAS A&M | MISSISSIPPI STATE | MISSOURI |
| LSU | OKLAHOMA | TENNESSEE | TEXAS |
| at Ole Miss | at Kentucky | at Arkansas | at South Carolina |
| at Mississippi State | at Missouri | at Florida | at Texas A&M |
| at Tennessee | at Texas | at LSU | at Oklahoma |

FLORIDA

| 2026 | 2027 | 2028 | 2029 |
|-----------------------------|--------------------------|----------------------------------|-------------------------------|
| SOUTH CAROLINA | at South Carolina | SOUTH CAROLINA | at South Carolina |
| at Georgia (Atlanta) | GEORGIA (Tampa) | at Georgia (Jacksonville) | GEORGIA (Jacksonville) |
| at Kentucky | KENTUCKY | at Kentucky | KENTUCKY |
| OLE MISS | ARKANSAS | AUBURN | ALABAMA |
| VANDERBILT | LSU | MISSOURI | MISSISSIPPI STATE |
| OKLAHOMA | TEXAS A&M | TEXAS | TENNESSEE |
| at Auburn | at Alabama | at Ole Miss | at Arkansas |
| at Missouri | at Mississippi State | at Vanderbilt | at LSU |
| at Texas | at Tennessee | at Oklahoma | at Texas A&M |

GEORGIA

| 2026 | 2027 | 2028 | 2029 |
|--------------------------|---------------------------|-------------------------------|----------------------------------|
| AUBURN | at Auburn | AUBURN | at Auburn |
| FLORIDA (Atlanta) | at Florida (Tampa) | FLORIDA (Jacksonville) | at Florida (Jacksonville) |
| at South Carolina | SOUTH CAROLINA | at South Carolina | SOUTH CAROLINA |
| MISSOURI | LSU | ALABAMA | KENTUCKY |
| VANDERBILT | MISSISSIPPI STATE | ARKANSAS | TEXAS A&M |
| OKLAHOMA | TENNESSEE | OLE MISS | TEXAS |
| at Alabama | at Kentucky | at Missouri | at LSU |
| at Arkansas | at Texas A&M | at Vanderbilt | at Mississippi State |
| at Ole Miss | at Texas | at Oklahoma | at Tennessee |



KENTUCKY

| 2026 | 2027 | 2028 | 2029 |
|--------------------------|-----------------------|--------------------------|-----------------------|
| FLORIDA | at Florida | FLORIDA | at Florida |
| at South Carolina | SOUTH CAROLINA | at South Carolina | SOUTH CAROLINA |
| at Tennessee | TENNESSEE | at Tennessee | TENNESSEE |
| ALABAMA | AUBURN | MISSOURI | ARKANSAS |
| LSU | GEORGIA | TEXAS A&M | OLE MISS |
| VANDERBILT | MISSISSIPPI STATE | OKLAHOMA | TEXAS |
| at Missouri | at Arkansas | at Alabama | at Auburn |
| at Texas A&M | at Ole Miss | at LSU | at Georgia |
| at Oklahoma | at Texas | at Vanderbilt | at Mississippi State |

LSU

| 2026 | 2027 | 2028 | 2029 |
|----------------------|-------------------------|----------------------|-------------------------|
| TEXAS A&M | at Texas A&M | TEXAS A&M | at Texas A&M |
| at Arkansas | ARKANSAS | at Arkansas | ARKANSAS |
| at Ole Miss | OLE MISS | at Ole Miss | OLE MISS |
| ALABAMA | MISSOURI | AUBURN | FLORIDA |
| MISSISSIPPI STATE | VANDERBILT | KENTUCKY | GEORGIA |
| TEXAS | OKLAHOMA | TENNESSEE | SOUTH CAROLINA |
| at Auburn | at Florida | at Alabama | at Missouri |
| at Kentucky | at Georgia | at Mississippi State | at Vanderbilt |
| at Tennessee | at South Carolina | at Texas | at Oklahoma |

OLE MISS

| 2026 | 2027 | 2028 | 2029 |
|--------------------------|-----------------------------|--------------------------|-----------------------------|
| LSU | at LSU | LSU | at LSU |
| MISSISSIPPI STATE | at Mississippi State | MISSISSIPPI STATE | at Mississippi State |
| at Oklahoma | OKLAHOMA | at Oklahoma | OKLAHOMA |
| AUBURN | ALABAMA | FLORIDA | ARKANSAS |
| GEORGIA | KENTUCKY | VANDERBILT | TENNESSEE |
| MISSOURI | SOUTH CAROLINA | TEXAS | TEXAS A&M |
| at Florida | at Arkansas | at Auburn | at Alabama |
| at Vanderbilt | at Tennessee | at Georgia | at Kentucky |
| at Texas | at Texas A&M | at Missouri | at South Carolina |



MISSISSIPPI STATE

| 2026 | 2027 | 2028 | 2029 |
|--------------------|----------------------|--------------------|----------------------|
| ALABAMA | at Alabama | ALABAMA | at Alabama |
| VANDERBILT | at Vanderbilt | VANDERBILT | at Vanderbilt |
| at Ole Miss | OLE MISS | at Ole Miss | OLE MISS |
| AUBURN | ARKANSAS | LSU | GEORGIA |
| MISSOURI | FLORIDA | SOUTH CAROLINA | KENTUCKY |
| OKLAHOMA | TEXAS A&M | TEXAS | TENNESSEE |
| at LSU | at Georgia | at Auburn | at Arkansas |
| at South Carolina | at Kentucky | at Missouri | at Florida |
| at Texas | at Tennessee | at Oklahoma | at Texas A&M |

MISSOURI

| 2026 | 2027 | 2028 | 2029 |
|----------------------|-------------------------|----------------------|-------------------------|
| TEXAS A&M | at Texas A&M | TEXAS A&M | at Texas A&M |
| OKLAHOMA | at Oklahoma | OKLAHOMA | at Oklahoma |
| at Arkansas | ARKANSAS | at Arkansas | ARKANSAS |
| FLORIDA | AUBURN | GEORGIA | ALABAMA |
| KENTUCKY | TENNESSEE | OLE MISS | LSU |
| TEXAS | VANDERBILT | MISSISSIPPI STATE | SOUTH CAROLINA |
| at Georgia | at Alabama | at Florida | at Auburn |
| at Ole Miss | at LSU | at Kentucky | at Tennessee |
| at Mississippi State | at South Carolina | at Texas | at Vanderbilt |

OKLAHOMA

| 2026 | 2027 | 2028 | 2029 |
|-----------------------|--------------------------|-----------------------|--------------------------|
| TEXAS (Dallas) | at Texas (Dallas) | TEXAS (Dallas) | at Texas (Dallas) |
| OLE MISS | at Ole Miss | OLE MISS | at Ole Miss |
| at Missouri | MISSOURI | at Missouri | MISSOURI |
| KENTUCKY | ALABAMA | FLORIDA | AUBURN |
| SOUTH CAROLINA | ARKANSAS | GEORGIA | LSU |
| TEXAS A&M | TENNESSEE | MISSISSIPPI STATE | VANDERBILT |
| at Florida | at Auburn | at Kentucky | at Alabama |
| at Georgia | at LSU | at South Carolina | at Arkansas |
| at Mississippi State | at Vanderbilt | at Texas A&M | at Tennessee |



SOUTH CAROLINA

| 2026 | 2027 | 2028 | 2029 |
|-------------------|---------------|----------------------|-------------|
| GEORGIA | at Georgia | GEORGIA | at Georgia |
| KENTUCKY | at Kentucky | KENTUCKY | at Kentucky |
| at Florida | FLORIDA | at Florida | FLORIDA |
| MISSISSIPPI STATE | LSU | ALABAMA | AUBURN |
| TENNESSEE | MISSOURI | ARKANSAS | OLE MISS |
| TEXAS A&M | TEXAS | OKLAHOMA | VANDERBILT |
| at Alabama | at Auburn | at Mississippi State | at LSU |
| at Arkansas | at Ole Miss | at Tennessee | at Missouri |
| at Oklahoma | at Vanderbilt | at Texas A&M | at Texas |

TENNESSEE

| 2026 | 2027 | 2028 | 2029 |
|-------------------|-------------------|----------------|----------------------|
| ALABAMA | at Alabama | ALABAMA | at Alabama |
| KENTUCKY | at Kentucky | KENTUCKY | at Kentucky |
| at Vanderbilt | VANDERBILT | at Vanderbilt | VANDERBILT |
| AUBURN | FLORIDA | ARKANSAS | GEORGIA |
| LSU | OLE MISS | SOUTH CAROLINA | MISSOURI |
| TEXAS | MISSISSIPPI STATE | TEXAS A&M | OKLAHOMA |
| at Arkansas | at Georgia | at Auburn | at Florida |
| at South Carolina | at Missouri | at LSU | at Ole Miss |
| at Texas A&M | at Oklahoma | at Texas | at Mississippi State |

TEXAS

| 2026 | 2027 | 2028 | 2029 |
|----------------------|-------------------|----------------------|-------------------|
| ARKANSAS | at Arkansas | ARKANSAS | at Arkansas |
| at Texas A&M | TEXAS A&M | at Texas A&M | TEXAS A&M |
| at Oklahoma (Dallas) | OKLAHOMA (Dallas) | at Oklahoma (Dallas) | OKLAHOMA (Dallas) |
| FLORIDA | AUBURN | LSU | ALABAMA |
| OLE MISS | GEORGIA | MISSOURI | SOUTH CAROLINA |
| MISSISSIPPI STATE | KENTUCKY | TENNESSEE | VANDERBILT |
| at LSU | at Alabama | at Florida | at Auburn |
| at Missouri | at South Carolina | at Ole Miss | at Georgia |
| at Tennessee | at Vanderbilt | at Mississippi State | at Kentucky |



TEXAS A&M

| 2026 | 2027 | 2028 | 2029 |
|--------------------|----------------------|--------------------|-------------------|
| TEXAS | at Texas | TEXAS | at Texas |
| at LSU | LSU | at LSU | LSU |
| at Missouri | MISSOURI | at Missouri | MISSOURI |
| ARKANSAS | GEORGIA | ALABAMA | AUBURN |
| KENTUCKY | OLE MISS | SOUTH CAROLINA | FLORIDA |
| TENNESSEE | VANDERBILT | OKLAHOMA | MISSISSIPPI STATE |
| at Alabama | at Auburn | at Arkansas | at Georgia |
| at South Carolina | at Florida | at Kentucky | at Ole Miss |
| at Oklahoma | at Mississippi State | at Tennessee | at Vanderbilt |

VANDERBILT

| 2026 | 2027 | 2028 | 2029 |
|-----------------------------|--------------------------|-----------------------------|--------------------------|
| TENNESSEE | at Tennessee | TENNESSEE | at Tennessee |
| at Auburn | AUBURN | at Auburn | AUBURN |
| at Mississippi State | MISSISSIPPI STATE | at Mississippi State | MISSISSIPPI STATE |
| ALABAMA | SOUTH CAROLINA | FLORIDA | LSU |
| ARKANSAS | TEXAS | GEORGIA | MISSOURI |
| OLE MISS | OKLAHOMA | KENTUCKY | TEXAS A&M |
| at Florida | at LSU | at Alabama | at South Carolina |
| at Georgia | at Missouri | at Arkansas | at Texas |
| at Kentucky | at Texas A&M | at Ole Miss | at Oklahoma |

2025 PRIMARY SEC FOOTBALL CONTACTS

| | | |
|---|---|--|
|  | ALABAMA Alex Thompson / Assistant AD / Football Communications E-Mail: athompson@ia.ua.edu | (205) 348-6084 323 Paul W. Bryant Drive Tuscaloosa, AL 35487-0391 Internet: http://www.RollTide.com |
|  | ARKANSAS Kyle Parkinson, Associate AD/ Communications E-Mail: kparkin@uark.edu | (479) 575-2752 350 N Razorback Road Fayetteville, AR 72701 Internet: http://www.ArkansasRazorbacks.com |
|  | AUBURN Taylor Bryan, Associate AD/Strategic Communications E-Mail: tb@auburn.edu | (334) 844-9800 392 S. Donahue Drive Auburn, AL 36849 Internet: http://www.AuburnTigers.com |
|  | FLORIDA Scott Burns, Director of Football Communications E-Mail: scottburns12@gmail.com | (352) 375-4683, Ext. 6100 P.O. Box 14485 Gainesville, FL 32604-2485 Internet: http://www.FloridaGators.com |
|  | GEORGIA Leland Barrow, Assistant AD/Director of Football Communications E-Mail: leland@sports.uga.edu | (678) 378-3085 P.O. Box 1472 Athens, GA 30603-1472 Internet: http://www.GeorgiaDogs.com |
|  | KENTUCKY Susan Lax, Director/Communications & PR (Slax0@uky.edu) Tony Neely, Assistant AD/Communications & PR (tneely@uky.edu) | (859) 257-3838 Joe Craft Center, 338 Lexington Avenue Lexington, KY 40506 Internet: http://www.UKAthletics.com |
|  | LSU Michael Bonnette, Associate AD/Sports Information E-Mail: mbonnet@lsu.edu | (225) 578-8226 LSU Athletic Administration Building Baton Rouge, LA 70803 Internet: http://www.LSUSports.net |
|  | OLE MISS Kyle Campbell, Associate AD/Brand Strategy E-Mail: kyle@olemiss.edu | (662) 915-7522 908 All-American Drive University, MS 38677 Internet: http://www.OleMissSports.com |
|  | MISSISSIPPI STATE Brandon Langlois, Senior Associate AD/Communications & Creative E-Mail: BLanglois@athletics.msstate.edu | (662) 325-0093 P.O. Box 5308 Mississippi State, MS 39762 Internet: http://www.HailState.com |
|  | MISSOURI Jash Maxson, Director of Football Communications E-Mail: Josh.maxson@missouri.edu | (205) 242-5917 1 Champions Drive, Suite 200 Columbia, MO 65211 Internet: http://www.mutigers.com |
|  | OKLAHOMA Mike Houck, Associate AD/Strategic Communications E-Mail: mhouck@ou.edu | (405) 325-8227 180 West Brooks Street; Suite 2525 Norman, OK 73019 Internet: http://www.SoonerSports.com |
|  | SOUTH CAROLINA Steve Fink, Senior Associate AD/Communications E-Mail: finksc@mailbox.sc.edu | (803) 777-7987 Rice Athletics Center, 1304 Heyward Street Columbia, SC 29208 Internet: http://www.GamecocksOnline.com |
|  | TENNESSEE Bill Martin, Associate AD/Strategic Communications E-Mail: billmartin@tennessee.edu | (865) 974-4167 Anderson Training Center, 1551 Lake Loudoun Blvd. Knoxville, TN 37966 Internet: http://www.UTSports.com |
|  | TEXAS John Bianco, Senior Associate AD for Communications E-Mail: john.bianco@athletics.utexas.edu | (512) 471-1346 403 DeLoss Dodds Way Austin, TX 78712 Internet: http://www.TexasSports.com |
|  | TEXAS A&M Kat Castner, Director of Football Communications E-Mail: kcastner@athletics.tamu.edu | (484) 695-0670 Texas A&M Athletics Department, 1228 TAMU College Station, TX 77843-1228 Internet: http://www.12thMan.com |
|  | VANDERBILT Laura Topp, Director of Football Communications E-Mail: laura.topp@vanderbilt.edu | (414) 708-0062 2601 Jess Neely Drive Nashville, TN 37212 Internet: http://www.VUCommodores.com |
|  | SEC OFFICE Chuck Dunlap, Director of Communications (cdunlap@sec.org) Ben Beaty, Associate Director (bbeaty@sec.org) | (205) 458-3000 2201 Arrington Blvd. North Internet: http://www.SECSports.com |

A pioneer in the integration of higher education and athletic competition, the Southeastern Conference is a leader on the national landscape for intercollegiate athletics in the 21st century. Since its formation in 1933, the SEC has achieved stature and stability by designating governing/voting power to the presidents of the member institutions. These university leaders determine the policies of the conference and through the years this involvement has been the principal source of strength in the evolution of the SEC. Throughout its 82-year history, the SEC has provided leadership on the vital issues facing intercollegiate competition. Alabama, Auburn, Florida, Georgia, Kentucky, LSU, Mississippi, Mississippi State, Tennessee and Vanderbilt have been in the SEC since its formation in 1933. The league has expanded three times, adding Arkansas and South Carolina in 1991, then Missouri and Texas A&M in 2012, then Oklahoma and Texas in 2024.

NATIONAL CHAMPIONS

SEC teams won nine national championships in 2024-25.

- Men's Basketball – Florida
- Men's Swimming and Diving – Texas
- Gymnastics – Oklahoma
- Equestrian – Georgia
- Women's Tennis – Georgia
- Softball – Texas
- Men's Outdoor Track & Field – Texas A&M
- Women's Outdoor Track & Field – Georgia
- Baseball – LSU

SEC HIGHLIGHTS IN 2024-25

- The SEC placed three teams in the inaugural 12-team College Football Playoff
- The SEC finished the 2024 season as the most-watched conference in college football for a third-straight year. The SEC was also No. 1 in average audience for the 14th consecutive year.
- The SEC also led the nation's conferences in NFL Draft picks for the 19th consecutive year in 2025 with 79 selections, a record for a single conference.
- The SEC set a conference record with 24 combined men's and women's basketball teams earning bids to the NCAA Tournament. This year a record 14 men's teams and 10 women's teams made the field. The previous record of 16 was set in 2024.
- In men's basketball, all 16 SEC teams have made at least one NCAA Tournament appearance since 2022.
- In women's tennis, Georgia and Texas A&M made it an all SEC national championship match for the second consecutive year.
- Rowing became the 22nd sport sponsored by the Southeastern Conference.
- Texas won the fourth overall national championship for the SEC in softball and the first since 2015.
- Texas A&M shared the NCAA men's outdoor title and Georgia claimed the women's outdoor championship. The SEC has now won 5 consecutive men's crowns and 3 women's titles in the last 4 years.
- LSU won the SEC's 17th national championship in baseball. It was the SEC's sixth consecutive baseball national championship by 5 different programs.

STUDENT-ATHLETE CAREER TOUR

Thirty-one Southeastern Conference student-athletes participated in the ninth SEC Career Tour in Atlanta. The goal of the career tour is to provide exposure for SEC student-athletes who are seeking career opportunities in various fields. The program allows student-athletes to connect with human resource recruiters and submit resumes for jobs and gain valuable knowledge of professional branding.

SEC IN NCAA'S TOP 10

Three SEC student-athletes were recipients of the NCAA's prestigious Top 10 Award, more than any other conference. The award recognizes former student-athletes for their successes in competition, in the classroom and in the community.

- Kiki Malloy, Tennessee, Softball
- Marc Anthony Minichello, Georgia and Pennsylvania, Men's outdoor track & field
- Cassie Pruitt, Auburn, Women's gymnastics

These individuals were honored at the NCAA Convention in January. The Today's Top 10 awardees were selected by the NCAA Honors Committee, composed of representatives from NCAA member schools and conferences, as well as nationally distinguished citizens, including past awardees.

SEC AMONG HONDA AWARD WINNERS

Five of the 12 Honda Sports Award winners in 2024-25 were from the SEC:

- Jordan Bowers, Gymnastics, Oklahoma
- Aaliyah Butler, Track & Field, Georgia
- Maria José Marin, Golf, Arkansas
- Doris Lemngole, Cross Country, Alabama
- Darja Vidmanova, Tennis, Georgia

BEST OF THE BEST

Winners of the highest honors in their respective sports:

- The Bowerman (top women's collegiate track & field athlete for 2024) – Parker Valby, Florida
- USA Softball Collegiate Player of the Year for 2025 – Bri Ellis, Arkansas
- Golden Spikes Award (top amateur baseball player in 2025) – Wehiwa Aloy, Arkansas
- ITA Men's National Player of the Year – Timo Legout, Texas
- Men's Basketball Sporting News National College Player of the Year – Johni Broome, Auburn

SEC HALL OF FAMERS LIGHT UP VEGAS

Three former players from SEC schools, and a former SEC coach and commissioner were among the inductees in the 2024 class of the National Football Foundation and College Hall of Fame during ceremonies held in Las Vegas in December.

- Tim Couch, Kentucky
- Dan Hampton, Arkansas
- Antonio Langham, Alabama
- Dewey Selmon, Oklahoma
- Kevin Smith, Texas A&M

In addition, Alabama's Jalen Milroe was honored as a National Scholar Athlete and finalist for the Campbell Trophy, widely recognized as the "Academic Heisman."

TOP DRAFT PICKS

The SEC provided high draft choices in professional sports drafts in football, basketball and baseball.

- NBA 2025: The SEC led all conferences with 13 players selected in the 2025 NBA Draft. Those 13 players represented nine different schools.
- MLB 2025: The SEC led all conferences with 107 players selected in the 2025 MLB Draft. No other conference had more than 61 players drafted, and all 30 Major League clubs drafted at least one SEC player.
- WNBA 2025: Ten SEC players were selected in the 2025 WNBA Draft, including three of the top-9.
- NFL 2025: The SEC led the nation's conferences in NFL Draft picks for the 19th consecutive year in 2025 with 79 selections. The 15SEC selections in the opening round tied for the most in the history of the NFL Draft.

SEC CONTRIBUTION TO PROFESSIONAL SPORTS

The SEC continues to be a training ground for professional sports

- NFL - A total of 439 players from SEC schools, which led all conferences, were listed on NFL active rosters during the opening weekend of the 2024 season.
- NBA - 103 players from SEC schools were on NBA opening day rosters, the most of any conference
- WNBA – A total of 26 former SEC players were on WNBA opening day rosters in 2025. Nine WNBA teams had at last one former SEC player on its roster.
- MLB - A total of 80 players formerly from the SEC's 16 schools were named to Major League Baseball opening day rosters. That was 17 more than any other conference.

LEADERS IN ATTENDANCE

- SEC Football has led the nation in football attendance for 26 consecutive seasons and enjoys over a 13 thousand per game and half million overall edge over its next closest conference peer. The SEC's average attendance (79,805) was nearly 3,000 more per game than 2023, a season which saw the highest average attendance in the league since 2016. The SEC is up nearly 10% over the last three seasons.
- SEC Men's Basketball led the nation in 2025 by averaging 11,648 fans per game. The SEC ranked second nationally in overall attendance with a conference record 3,168,245 fans attending games during the 2025 regular season. The top 3 attendance leaders in men's basketball in 2025 were from the SEC. Kentucky led the nation with a total attendance of 366,007 (20,334 average), Arkansas ranked second with 341,935 fans (18,996 average) and Tennessee was third with 340,436 fans (20,026 average).
- SEC Women's Basketball has led all conferences in total attendance 10 times, including 6 consecutive years (2015-2020). Overall, the league has had over a million in a season 6 times.
- SEC Baseball has led the nation in attendance 28 years in a row. Total attendance for games on SEC campuses totaled a record 3.5 million. Excluding the shortened 2020 season and reduced capacities of the 2021 seasons, total baseball home attendance on SEC campuses exceeded the 2 million mark for the 13th consecutive seasons in 2025.
- SEC Softball led the nation in attendance with more than 840,000 fans, over 100,000 more than the other three major conferences combined. The SEC had 11 of the top 15 school in national after attendance, including 4 of the top 5 (Alabama, Oklahoma, Arkansas and Texas A&M). The Sooners led the nation in average attendance with 3,705 fans per home game, followed by the Crimson Tide (3,632) and the Razorbacks (3,023).
- SEC Soccer led the nation during the 2024 season in attendance by averaging 1,425 fans per game and in total attendance (245,062). The SEC has had at least five teams rank in the Top 25 nationally in attendance in 11 of the last 13 years (not counting the COVID affected 2020 campaign).



COLLEGE FOOTBALL PLAYOFF

THE COLLEGE FOOTBALL PLAYOFF CROWNS THE NATIONAL CHAMPION IN COLLEGE FOOTBALL.
BELOW IS EVERYTHING YOU NEED TO KNOW TO BE READY FOR THE POSTSEASON.



The College Football Playoff Selection Committee will rank the top 25 teams.

The 12 participating teams will be the five highest-ranked conference champions, plus the next seven highest-ranked teams.



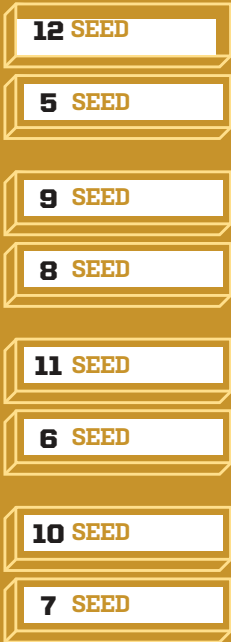
SEEDING

The top four teams in the CFP Selection Committee final rankings will be seeded 1-4 and receive a first-round bye. The remaining teams will be seeded 5-12 based on their final ranking.

If any of the five highest ranked conference champions falls outside of the top 12, they will be seeded at the bottom of the 12-team pool.

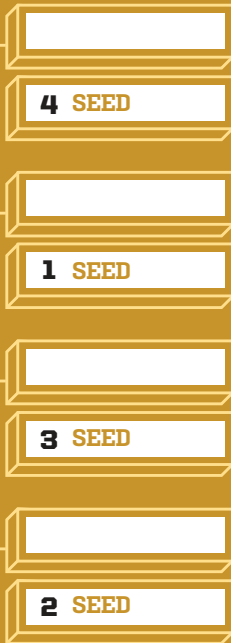
PLAYOFF FIRST ROUND

FRIDAY,
DEC. 19, 2025
SATURDAY,
DEC. 20, 2025




PLAYOFF QUARTERFINALS

WEDNESDAY,
DEC. 31, 2025
THURSDAY,
JAN. 1, 2026



PLAYOFF SEMIFINALS

THURSDAY,
JAN. 8, 2026
FRIDAY,
JAN. 9, 2026



PLAYOFF FIRST ROUND

The eight teams seeded No. 5-12 will play in the first round with the higher seeds hosting the lower seeds on campus.




PLAYOFF QUARTERFINALS

The four highest-ranked teams will be assigned to Playoff Quarterfinals hosted by bowls. This will be done in consideration of historic bowl relationships and seeding.



PLAYOFF SEMIFINALS

The No. 1 seed will receive preferential bowl placement for the Playoff Semifinals.



The bracket will follow the rankings with no modifications made to avoid rematches or games between schools from the same conference.

There will be
NO RE-SEEDING

once the bracket is set on Selection Day, Dec. 7.



2025-26 COLLEGE FOOTBALL PLAYOFF

PLAYOFF FIRST ROUND

FRIDAY, DECEMBER 19 /
SATURDAY, DECEMBER 20

PLAYOFF QUARTERFINALS

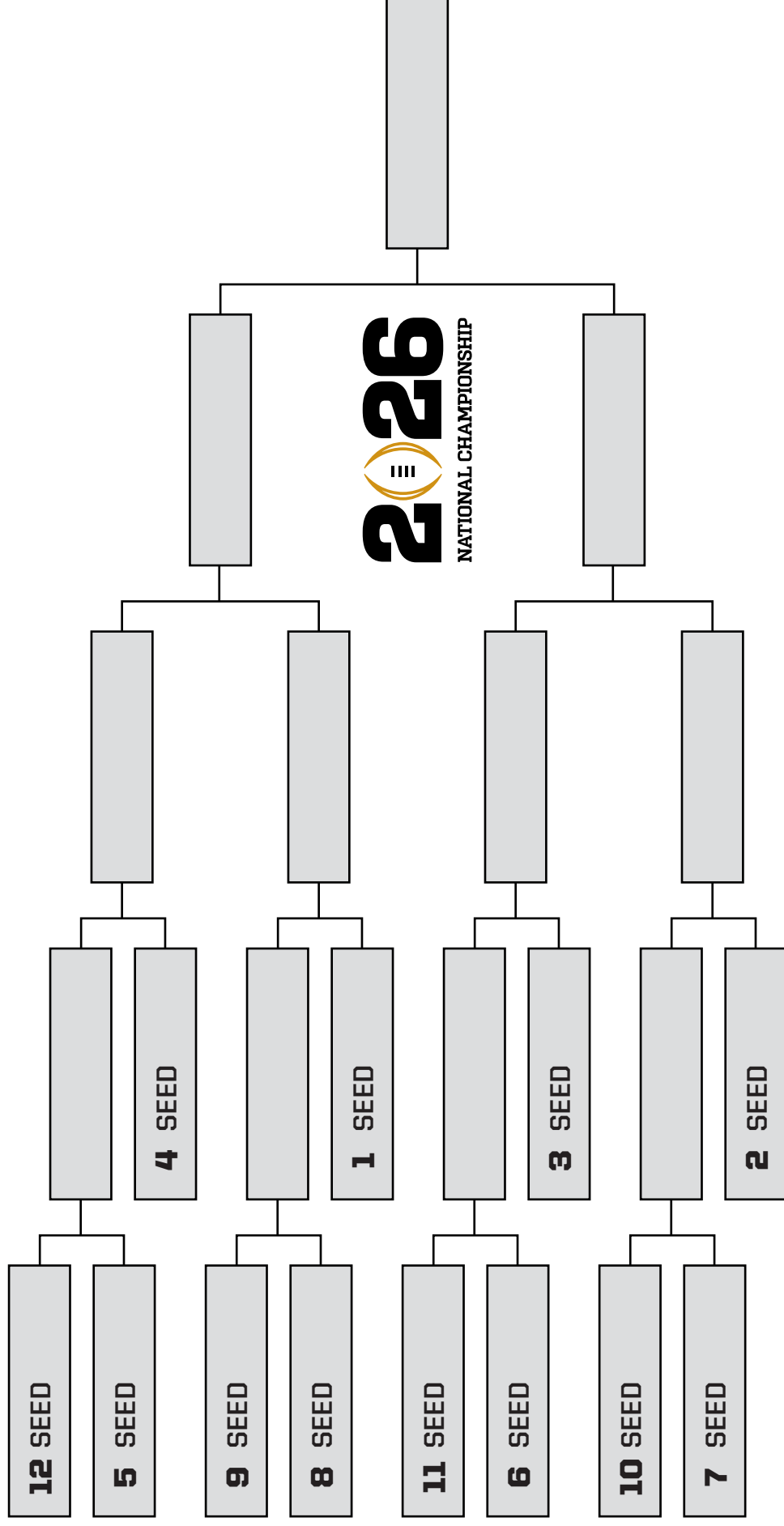
WEDNESDAY, DECEMBER 31 /
THURSDAY, JANUARY 1

PLAYOFF SEMIFINALS

THURSDAY, JANUARY 8 /
FRIDAY, JANUARY 9

NATIONAL CHAMPIONSHIP

MONDAY, JANUARY 19



HIGHER SEED
HOSTS



HARD-ROCK
STADIUM, MIAMI



BOWL SEASON

2025-26 SCHEDULE



CRICKET CELEBRATION BOWL
DEC 13 | 12:00 PM | ABC | ATLANTA, GA



LA BOWL HOSTED BY GRONK
DEC 13 | 9:00 PM | ESPN | INGLEWOOD, CA



IS4S SALUTE TO VETERANS BOWL
DEC 16 | 9:00 PM | ESPN | MONTGOMERY, AL



STAFFDNA CURE BOWL
DEC 17 | 5:00 PM | ESPN | ORLANDO, FL



68 VENTURES BOWL
DEC 17 | 8:30 PM | ESPN | MOBILE, AL



MYRTLE BEACH BOWL
DEC 19 | 12:00 PM | ESPN | CONWAY, SC



UNION HOME MORTGAGE GASPARILLA BOWL
DEC 19 | 3:30 PM | ESPN | TAMPA, FL



FAMOUS IDAHO POTATO BOWL
DEC 22 | 2:00 PM | ESPN | BOISE, ID



BOCA RATON BOWL
DEC 23 | 2:00 PM | ESPN | BOCA RATON, FL



NEW ORLEANS BOWL
DEC 23 | 5:30 PM | ESPN | NEW ORLEANS, LA



SCOOTER'S COFFEE FRISCO BOWL
DEC 23 | 9:00 PM | ESPN | FRISCO, TX



SHERATON HAWAI'I BOWL
DEC 24 | 8:00 or 9:00 PM | ESPN | HONOLULU, HI



GAMEABOVE SPORTS BOWL
DEC 26 | 1:00 PM | ESPN | DETROIT, MI



RATE BOWL
DEC 26 | 4:30 PM | ESPN | PHOENIX, AZ



SERVPRO FIRST RESPONDER BOWL
DEC 26 | 8:00 PM | ESPN | DALLAS, TX



GO BOWLING MILITARY BOWL
DEC 27 | 11:00 AM | ESPN | ANNAPOLIS, MD



BAD BOY MOWERS PINSTRIPE BOWL
DEC 27 | 12:00 PM | ABC | BRONX, NY



WASABI FENWAY BOWL
DEC 27 | 2:15 PM | ESPN | BOSTON, MA



POP-TARTS BOWL
DEC 27 | 3:30 PM | ABC | ORLANDO, FL



SNOOP DOGG ARIZONA BOWL
PRESENTED BY GIN & JUICE BY DRE AND SNOOP
DEC 27 | 4:30 PM | CW NETWORK | TUCSON, AZ



ISLETA NEW MEXICO BOWL
DEC 27 | 5:45 PM | ESPN | ALBUQUERQUE, NM



TAXSLAYER GATOR BOWL
DEC 27 | 7:30 PM | ABC | JACKSONVILLE, FL



KINDER'S TEXAS BOWL
DEC 27 | 9:15 PM | ESPN | HOUSTON, TX



BIRMINGHAM BOWL
DEC 29 | 2:00 PM | ESPN | BIRMINGHAM, AL



RADIANCE TECHNOLOGIES INDEPENDENCE BOWL
DEC 30 | 2:00 PM | ESPN | SHREVEPORT, LA



MUSIC CITY BOWL
DEC 30 | 5:30 PM | ESPN | NASHVILLE, TN



VALERO ALAMO BOWL
DEC 30 | 9:00 PM | ESPN | SAN ANTONIO, TX



RELIAQUEST BOWL
DEC 31 | 12:00 PM | ESPN | TAMPA, FL



TONY THE TIGER SUN BOWL
DEC 31 | 2:00 PM | CBS | EL PASO, TX



CHEEZ-IT CITRUS BOWL
DEC 31 | 3:00 PM | ABC | ORLANDO, FL



SRS DISTRIBUTION LAS VEGAS BOWL
DEC 31 | 3:30 PM | ESPN | LAS VEGAS, NV



GOODYEAR COTTON BOWL CLASSIC (CFP QUARTERFINAL)
DEC 31 | 7:30 PM | ESPN | ARLINGTON, TX



CAPITAL ONE ORANGE BOWL (CFP QUARTERFINAL)
JAN 1 | 12:00 PM | ESPN | MIAMI GARDENS, FL



ROSE BOWL GAME (CFP QUARTERFINAL)
PRESENTED BY PRUDENTIAL
JAN 1 | 4:00 PM | ESPN | PASADENA, CA



ALLSTATE SUGAR BOWL (CFP QUARTERFINAL)
JAN 1 | 8:00 PM | ESPN | NEW ORLEANS, LA



LOCKHEED MARTIN ARMED FORCES BOWL
JAN 2 | 1:00 PM | ESPN | FORT WORTH, TX



AUTOZONE LIBERTY BOWL
JAN 2 | 4:30 PM | ESPN | MEMPHIS, TN



DUKE'S MAYO BOWL
JAN 2 | 8:00 PM | ESPN | CHARLOTTE, NC



DIRECTV HOLIDAY BOWL
TBD | TBD | FOX | SAN DIEGO, CA



VRBO FIESTA BOWL (CFP SEMIFINAL)
JAN 8 | 7:30 PM | ESPN | GLENDALE, AZ



CHICK-FIL-A PEACH BOWL (CFP SEMIFINAL)
JAN 9 | 7:30 PM | ESPN | ATLANTA, GA



COLLEGE FOOTBALL PLAYOFF NATIONAL CHAMPIONSHIP
JAN 19 | 7:30 PM | ESPN | MIAMI GARDENS, FL



EAST-WEST SHRINE BOWL
JAN 27 | 7:00 PM | TBD | FRISCO, TX



REESE'S SENIOR BOWL
JAN 31 | 2:30 PM | NFL NETWORK | MOBILE, AL

**All times ET and all Bowls subject to change.*