ARKANSAS FOOTBALL

Battle for the Golden Boot • Saturday, Nov. 28, 2026 • 11:45 a.m. • SEC Network • Donald W. Reynolds Razorback Stadium (76,000) • Fayetteville, Ark.

SEC NETWORK
Taylor Zarzour (play-by-play)
Matt Stinchcomb (analyst)
Michella Chester (reporter)

RAZORBACK/LEARFIELD RADIO NETWORK
Chuck Barrett (play-by-play)
Quinn Grovey (analyst)
Geno Bell (reporter)

SIRIUS XM RADIO
Channel 175 or 229
App 953

COACHING STAFF

ON THE FIELD (Year at Arkansas)
Ryan Silverfield - Head Coach (1st)
Chad Lunsford - Special Teams Coordinator (1st)
Deron Wilson - co-Defensive Coord./Secondary (3rd overall)
Kynjee' Cotton - Defensive Run Game Coord./Def. Line (1st)
Eddie Hicks - Cornerbacks (1st)
David Johnson - Assistant Head Coach/Running Backs (1st)
Marcus Johnson - Offensive Line (1st)
Jeff Myers - Run Game Coordinator/Offensive Line (1st)
Larry Smith - Wide Receivers (1st)
Mitch Stewart - Quarterbacks (1st)
Morgan Turner - Tight Ends (4th overall)
Landius Wilkerson - Defensive Line (1st)

IN THE BOOTH
Tim Cramsey - Offensive Coordinator (1st)
Ron Roberts - Defensive Coordinator (1st)

FOUR DOWNS

14 The Razorback defense has recorded 14 takeaways (8 interceptions + 6 fumble recoveries) in 11 games this season, including a pair of interception returns for touchdowns by **DB Joker Johnson**.

100 **RB Cam Settles** broke loose for 100 rushing yards on 16 carries (6.3 ypc) at Auburn on Nov. 7, recording his first career 100-yard rushing game and the first by a Razorback rusher this season.

195 **WR Chris Marshall** hauled in nine passes for 195 yards and a touchdown in Arkansas' win against Tulsa on Sept. 26, logging the seventh most receiving yards in a game in program history.

250 Arkansas has made 250 consecutive PATs since Dec. 5, 2020. The Hogs went a perfect 46-for-46 in 2021, 50-for-50 in 2022, 33-for-33 in 2023, 49-for-49 in 2024, 47-for-47 in 2025 and are a perfect 23-for-23 in 2026.



LSU TIGERS (6-5, 3-5 SEC)
AP/Coaches: NR/RV
Head Coach: Lane Kiffin (Fresno State, '98)
Career Record: 122-58 (15th season)
Record at LSU: 6-5 (1st season)

ARKANSAS RAZORBACKS (4-7, 2-6 SEC)
AP/Coaches: NR/NR
Head Coach: Ryan Silverfield (Hampden-Sydney, '03)
Career Record: 54-32 (7th season)
Record at Arkansas: 4-7 (1st season)

THE RUNDOWN

• Arkansas celebrates Senior Day and closes out the season against LSU in this year's edition of the Battle for the Golden Boot. Kickoff from inside the friendly confines of Donald W. Reynolds Razorback Stadium is set for 11:45 a.m. Saturday, Nov. 28, on SEC Network.

• **Ryan Silverfield**, the Razorbacks' first-year head coach, earned his first SEC win in a 31-21 victory at Vanderbilt on Oct. 17 before securing his second in a 34-6 victory against #17 South Carolina on Nov. 14. With a win in Saturday, Silverfield, the first Arkansas head coach to win four games in his first season at the helm since John L. Smith in 2012, can become the first Arkansas head coach to win five games in his first season at the helm since Bobby Petrino in 2008.

• **QB KJ Jackson** leads the Arkansas offense this season after winning the quarterback job during fall camp. Through 11 games, the Montgomery, Ala., native has completed 195-of-331 passes (58.9%) for 2,231 yards and 10 touchdowns while also rushing for a team-leading four touchdowns on the year.

• **RB Cam Settles** is Arkansas' top ball carrier through 11 games, rushing for a team-leading 441 yards and two touchdowns on 102 carries (team-high 4.3 ypc). The Little Rock native hit the 100-yard mark on the ground at Auburn on Nov. 7, finishing with a career-best 100 yards on 16 carries (6.3 ypc) to become the first Razorback with a 100-yard rushing game this season.

• **WR Chris Marshall** has emerged as one of the SEC's leading receivers this season. The Missouri City, Texas, native has caught 61 passes for 867 yards and three touchdowns through his 10 games played, led by 100-yard receiving performances against Georgia (136) on Sept. 19, Tulsa (195) on Sept. 26 and Texas (106) on Nov. 21. Marshall, who ranks first among SEC pass catchers in receiving plays of 10-plus yards (39), second in receiving yards per game (86.7) and fourth in receptions per game (6.1), is 133 receiving yards shy of becoming the sixth Razorback player in history to join the program's single-season 1,000-yard club.

• **DL Quincy Rhodes Jr.** leads the Arkansas defense in sacks (3.0) and ranks second in tackles for loss (7.0) through 11 games. The North Little Rock native, who has logged a tackle for loss in seven of the Hogs' 11 games this season, has recorded 12.0 career sacks. Entering Saturday's game on the road at Texas, he is 4.5 sacks shy of cracking Arkansas' career top 10.



PASSING
195/331 (58.9%)
2,231 YDS
10 TD/7 INT



RUSHING
102 ATT
441 YDS
2 TD



RECEIVING
61 REC
867 YDS
3 TD



SACKS
22 TACKLES
7.0 TFL
3.0 SACKS

SEP 5	SEP 12	SEP 19	SEP 26	OCT 3	OCT 10	OCT 17	OCT 31	NOV 7	NOV 14	NOV 21	NOV 28
NORTH ALABAMA W, 31-14	AT UTAH L, 43-10	GEORGIA L, 45-17	TULSA W, 34-6	AT TEXAS A&M L, 34-7	TENNESSEE L, 24-17	AT VANDERBILT W, 31-21	MISSOURI L, 34-10	AT AUBURN L, 26-23	SOUTH CAROLINA W, 34-6	AT TEXAS L, 45-3	LSU 11:45 AM
SEC NETWORK	ESPN	ABC	SEC NETWORK+	ESPN 2	SEC NETWORK	ESPN 2	SEC NETWORK	SEC NETWORK	SEC NETWORK	ESPN	SEC NETWORK

THE GAME: ARKANSAS vs. LSU

INSIDE THE SERIES

All-Time Record: LSU leads 46-23-2
In Fayetteville: LSU leads 6-2
In Baton Rouge: LSU leads 15-4-1
In Shreveport: LSU leads 16-9
In Little Rock: LSU leads 8-7
In Dallas: LSU leads 1-0-1
In Memphis: Arkansas leads 1-0
Most points scored by Arkansas: 51 (1910)
Most points scored by LSU: 56 (2018)
Largest margin of victory by Arkansas: 51 (1910)
Largest margin of victory by LSU: 36 (2019)
Longest win streak by Arkansas: 4 (1922-25)
Longest win streak by LSU: 7 (1930-36)

SERIES HISTORY

Previous 10 meetings (LSU leads 9-1)

Date	UA/Opp Rank	Site	Result
Nov. 12, 2016	25/24	Fayetteville, Ark.	L, 38-10
Nov. 11, 2017	NR/24	Baton Rouge, La.	L, 33-10
Nov. 10, 2018	NR/13	Fayetteville, Ark.	L, 24-17
Nov. 23, 2019	NR/1	Baton Rouge, La.	L, 56-20
Nov. 21, 2020		Fayetteville, Ark.	L, 27-24
Nov. 13, 2021	25/NR	Baton Rouge, La.	W, 16-13 (OT)
Nov. 12, 2022	NR/7	Fayetteville, Ark.	L, 13-10
Sept. 23, 2023	NR/12	Baton Rouge, La.	L, 34-31
Oct. 19, 2024	NR/8	Fayetteville, Ark.	L, 34-10
Nov. 15, 2025		Baton Rouge, La.	L, 23-22

100-YARD RUSHING GAMES (13)

Player	Date	Rushes	Yards	TDs
Alex Collins	11/14/15	16	141	2
Knile Davis	11/27/10	30	152	1
Dennis Johnson	11/28/08	18	127	1
Darren McFadden	11/23/07	32	206	3
Darren McFadden	11/24/06	21	182	2
Felix Jones	11/24/06	16	137	1
Cedric Cobbs	11/28/03	21	169	1
Fred Talley	11/29/02	15	118	1
Brandon Holmes	11/24/00	42	143	1
Chrys Chukwuma	11/27/98	29	166	2
Oscar Malone	11/27/93	10	143	2
Carlton Calvin	11/27/93	14	123	2
Marius Johnson	11/27/93	19	106	0

300-YARD PASSING GAMES (4)

Player	Date	C-A	Yards	TDs
Tyler Wilson	11/23/12	31-52	369	1
Ryan Mallett	11/27/10	13-23	320	3
Clint Stoerner	11/27/98	27-38	334	2
Clint Stoerner	11/28/97	18-38	387	2

100-YARD RECEIVING GAMES (8)

Player	Date	Rec.	Yards	TDs
Luke Hasz	9/23/23	6	116	2
Mike Woods	11/21/20	4	140	0
Cobi Hamilton	11/27/10	3	164	2
Greg Childs	11/28/09	5	124	0
George Wilson	11/23/01	7	115	1
Anthony Eubanks	11/28/97	4	142	1
Anthony Lucas	11/28/97	6	137	1
Bobby Crockett	1/1/66	10	129	1

TOTALS

100-Yard Rushing Games (Players): 13 (12)
300-Yard Passing Games (Players): 4 (3)
100-Yard Receiving Games (Players): 8 (8)

STATISTICAL BREAKDOWN: ARKANSAS vs. LSU

Arkansas	Rank: SEC (FBS)	Category	LSU	Rank: SEC (FBS)
19.7	16 (124)	Scoring Offense	33.5	4 (28)
27.1	14 (92)	Scoring Defense	18.9	6 (23)
341.7	14 (108)	Total Offense	469.8	1 (10)
370.3	15 (81)	Total Defense	266.5	1 (4)
117.2	15 (120)	Rushing Offense	161.6	5 (57)
147.3	15 (74)	Rushing Defense	96.7	3 (13)
224.5	12 (70)	Passing Offense	308.2	1 (8)
223.0	10 (88)	Passing Defense	169.7	3 (11)
24.00	3 (27)	Kickoff Return Avg.	16.40	13 (122)
4.25	15 (131)	Punt Return Avg.	6.60	13 (104)
31:41	5 (29)	Time of Possession	32:31	1 (9)
.405	10 (64)	3rd Down Conv. Pct.	.479	3 (17)
.429	12 (113)	3rd Down Conv. Pct. Defense	.308	3 (9)
38.58	13 (91)	Net Punting	35.26	16 (133)
-0.18	8 (80)	Turnover Margin	-0.36	13 (105)
6	8 (54)	Fumbles Recovered	4	12 (94)
8	11 (99)	Fumbles Lost	7	7 (81)
8	10 (58)	Passes Intercepted	11	3 (16)
14	9 (52)	Turnovers Gained	15	7 (39)
16	9 (93)	Turnovers Lost	19	16 (124)
120.48	15 (117)	Passing Efficiency	147.60	6 (42)
137.39	12 (90)	Pass Efficiency Defense	111.21	3 (10)
5.91	4 (54)	Fewest Penalties Per Game	7.18	9 (103)
53.91	5 (65)	Fewest Yards Penalized Per Game	56.09	6 (81)
1.27	15 (123)	Sacks	3.82	2 (2)
2.45	11 (104)	Sacks Allowed	2.55	12 (108)
4.3	15 (116)	Tackles for Loss	7.3	3 (11)
5.73	11 (91)	Tackles for Loss Allowed	6.45	13 (126)
224	11 (62)	First Downs	286	1 (3)
212	8 (64)	First Downs Allowed	161	2 (4)
.838	8 (79)	Red Zone Offense	.825	10 (93)
.822	8 (57)	Red Zone Defense	.806	6 (42)

INDIVIDUAL STATS

ARKANSAS

Rushing	Att.	Yds.	Avg.	TD
Cam Settles	102	441	4.3	2
Sutton Smith	83	350	4.2	2
Braylen Russell	76	244	3.2	3
KJ Jackson	101	231	2.3	4

Passing	Comp.	Att.	Yds.	TD/INT
KJ Jackson	195	331	2,231	10/7
AJ Hill	16	28	181	1/0
Hank Hendrix	6	10	63	0/1

Receiving	Rec.	Yds.	Avg.	TD
Chris Marshall	61	867	14.2	3
Antonio Jordan	23	319	13.9	2
Cam Settles	18	95	5.3	0
Ty Lockwood	17	180	10.6	11
Sutton Smith	16	114	7.1	0
Ismael Cisse	13	139	10.7	2

Punting	No.	Yds.	Avg.	Long
Gavin Rush	27	1,093	40.5	51
Jesse Ehrlich	15	609	40.6	54

Punt Returns	No.	Yds.	Avg.	TD	Long
Sutton Smith	8	34	4.3	0	20

Kickoff Returns	No.	Yds.	Avg.	TD	Long
Jamari Hawkins	3	75	25.0	0	25
Cam Settles	1	21	21.0	0	21

Scoring	TD	FG	PAT	Total
Max Gilbert	-	16-25	23-23	71
KJ Jackson	4	-	-	24

Tackles	UT-AT	TT	TFL	Other
Khmori House	39-31	70	8.5-44	2.0 SK, 3 PBU
Ja'Quavion Smith	29-37	66	5.0-27	2.0 SK, 1 PBU
Ben Bogle	26-37	63	2.5-10	1.0 SK, 1 INT

LSU

Rushing	Att.	Yds.	Avg.	TD
Dilin Jones	202	888	4.4	8
Sam Leavitt	110	328	3.0	8
Harlem Berry	32	202	6.3	1
Stacy Gage	21	166	7.9	2
Landen Clark	24	87	3.6	4

Passing	Comp.	Att.	Yds.	TD/INT
Sam Leavitt	269	379	3,019	20/12
Landen Clark	14	32	235	1/0

Receiving	Rec.	Yds.	Avg.	TD
Jackson Harris	57	871	15.3	9
Eugene Wilson III	45	484	10.8	1
Dilin Jones	44	275	6.3	0
Trey'Dez Green	41	478	11.7	3
Winston Watkins Jr.	41	517	12.6	2
Corey Barber Jr.	15	142	9.5	2

Punting	No.	Yds.	Avg.	Long
Grant Chadwick	37	1,487	40.2	55

Punt Returns	No.	Yds.	Avg.	TD	Long
Eugene Wilson III	10	66	6.6	0	27

Kickoff Returns	No.	Yds.	Avg.	TD	Long
Harlem Berry	3	57	19.0	0	20

Scoring	TD	FG	PAT	Points
Scott Starzyk	-	13-17	45-45	84
Jackson Harris	9	-	-	54

Tackles	UT-AT	TT	TFL	Other
TJ Dottery	42-42	84	3.5-11	0.5 SK, 5 PBU
Davhon Keys	37-37	74	8.5-48	3.5 SK, 1 INT
Ty Benefield	23-34	57	5.5-43	5.0 SK, 3 INT
Princewill Umanmielen	21-22	43	14.0-72	9.5 SK, 3 PBU
PJ Woodland	25-18	43	-	9 PBU, 1 FR

LAST MEETING: LSU 23, ARKANSAS 22

Scoring Summary report
Arkansas vs LSU (Nov 15, 2025)

Arkansas (2-8, 0-6) vs LSU (6-4, 3-4)

Date: Nov 15, 2025
Site: Baton Rouge, Louisiana
Stadium: Tiger Stadium
Attendance: 100212

SCORE BY QUARTERS

Team	1st	2nd	3rd	4th	Total
Arkansas	14	0	8	0	**22**
LSU	0	16	0	7	**23**

SCORING SUMMARY

Qtr	Time	Scoring Play	V-H
1st	10:58	ARK - #22 C.Wooden 16 yd blocked punt return (#80 S.Starzyk kick), 01:29	7-0
1st	04:06	ARK - #10 T.Green 11 yd rush (#80 S.Starzyk kick), 11-52, 05:50	14-0
2nd	14:54	LSU - #29 C.Durham 27 yd rush (#34 D.Ramos kick), 9-75, 04:12	14-7
2nd	07:02	LSU - #34 D.Ramos 50 yd FG, 10-49, 05:55	14-10
2nd	05:08	LSU - #34 D.Ramos 42 yd FG, 4-5, 01:47	14-13
2nd	00:03	LSU - #34 D.Ramos 42 yd FG, 5-55, 00:30	14-16
3rd	04:02	ARK - #4 M.Washington 9 yd rush (#10 T.Green rush), 5-39, 01:58	22-16
4th	07:53	LSU - #10 B.Sharp 12 yd pass from #11 M.Van Buren Jr. (#34 D.Ramos kick), 12-92, 06:17	22-23

TIME DETAILS

Kickoff time: 11:47 AM
End of Game: 03:06 PM
Total elapsed: 03:18

OFFICIALS

Referee: Jason Autrey
Umpire: Jason Yates
Linesman: Ryan Hagan
Line judge: Colin Gaynor
Back judge: Peter Buchanan
Field judge: Andy Britton
Side judge: Ryan Flynn
Center judge: Chris Snead
Replay Official: John Allmond

WEATHER

Weather: Sunny 76 F
Wind: South West 8 mph

POWERED BY genius sports

Team Statistics report
Arkansas vs LSU (Nov 15, 2025)

Date: Nov 15, 2025
Site: Baton Rouge, Louisiana
Stadium: Tiger Stadium
Attendance: 100212

FULL GAME	ARK	LSU
FIRST DOWNS	16	21
Rushing	8	8
Passing	7	11
Penalty	1	2
NET YARDS RUSHING	175	155
Rushing Attempts	35	37
Average Per Rush	5.0	4.2
Rushing Touchdowns	2	1
Yards Gained Rushing	215	182
Yards Lost Rushing	40	27
NET YARDS PASSING	165	235
Completions-Attempts-Int	11-19-2	22-33-0
Average Per Attempt	8.7	7.1
Average Per Completion	15.0	10.7
Passing Touchdowns	0	1
TOTAL OFFENSE YARDS	340	390
Total offense plays	54	70
Average Gain Per Play	6.3	5.6
Fumbles: Number-Lost	1-1	0-0
Penalties: Number-Yards	6-55	7-57
PUNTS-YARDS	3-139	6-188
Average Yards Per Punt	46.3	31.3
Net Yards Per Punt	46.3	27.2
Inside 20	2	1
50+ Yards	1	2
Touchbacks	0	0
Fair catch	2	2
KICKOFF-YARDS	4-260	6-364
Average Yards Per Kickoff	65.0	60.7
Net Yards Per Kickoff	40	36.2
Touchbacks	4	3
Fair Catch Yards	0	0
Punt returns: Number-Yards-TD	3-56-1	0-0-0
Average Per Return	18.7	0.0
Kickoff returns: Number-Yds-TD	1-13-0	0-0-0
Average Per Return	13.0	0.0
Interceptions: Number-Yds-TD	0-0-0	2-4-0
Fumble Returns: Number-Yds-TD	0-0-0	0-0-0
Miscellaneous Yards	0	0
Possession Time	25:15	34:45
1st Quarter	08:23	06:37
2nd Quarter	05:37	09:23
3rd Quarter	07:40	07:20
4th Quarter	03:35	11:25
Third-Down Conversions	2-11	8-17
Fourth-Down Conversions	3-4	0-0
Red-Zone Scores-Chances	2-4	1-2
Touchdowns	2	1
Field goals	0	0
Sacks By: Number-Yards	4-19	4-33
PAT Kicks	2-2	2-2
2Pts Conversions	1-1	0-0
Field Goals	0-1	3-3
Points off Turnover	0	6

POWERED BY genius sports

Individual Statistics report
Arkansas vs LSU (Nov 15, 2025)

Date: Nov 15, 2025
Site: Baton Rouge, Louisiana
Stadium: Tiger Stadium
Attendance: 100212

FULL GAME

ARKANSAS

RUSHING	No.	Gain	Loss	Net	TD	Lg	Avg
Mike Washington	12	87	0	87	1	23	7.2
Taylen Green	18	106	38	68	1	55	3.8
Raylen Sharpe	3	21	1	20	0	11	6.7
Cam Settles	1	1	0	1	0	1	1.0
Rodney Hill	1	0	1	-1	0	0	-1.0
Totals:	**35**	**215**	**40**	**175**	**2**	**55**	**5.0**

PASSING	C-A-I	Yds	TD	Long	Sack
Taylen Green	11-19-2	165	0	26	4
Totals:	**11-19-2**	**165**	**0**	**26**	**4**

RECEIVING	TAR	No.	Yards	YAC	TD	Long
Raylen Sharpe	6	4	65	31	0	24
Jaden Platt	2	2	26	20	0	18
Courtney Crutchfield	1	1	26	2	0	26
O'Mega Blake	3	1	17	15	0	17
CJ Brown	4	1	16	1	0	16
Rodney Hill	1	1	9	11	0	9
Mike Washington	1	1	6	9	0	6
Totals:	**18**	**11**	**165**	**89**	**0**	**26**

PUNTING	No.	Yds	Avg	Long	In20	TB
Devin Bale	3	139	46.3	52	2	0
Totals:	**3**	**139**	**46.3**	**52**	**2**	**0**

RETURNS	Punt			Kickoff			Intercept		
	No	Yds	Lg	No	Yds	Lg	No	Yds	Lg
Wyatt Simmons	1	15	15	0	0	0	0	0	0
Caleb Wooden	0	16	16	0	0	0	0	0	0
Kam Shanks	2	25	26	0	0	0	0	0	0
Landon Phipps	0	0	0	1	13	13	0	0	0
Totals:	**3**	**56**	**26**	**1**	**13**	**13**	**0**	**0**	**0**

FIELD GOALS	Qtr	Time	Dist	Result
Scott Starzyk	4th	05:08	48	MISSED

KICKOFFS	No.	Yards	Avg	TB	OB
Devin Bale	4	260	65.0	4	0

ALL-PURPOSE	Rush	Rcv	KR	PR	IR	Total
Mike Washington	87	6	0	0	0	93
Raylen Sharpe	20	65	0	0	0	85
Taylen Green	68	0	0	0	0	68
Jaden Platt	0	26	0	0	0	26

FUMBLES
Arkansas - Taylen Green 1-1
LSU - None

LSU

RUSHING	No.	Gain	Loss	Net	TD	Lg	Avg
Caden Durham	12	66	1	65	1	27	5.4
Harlem Berry	11	54	2	52	0	14	4.7
Michael Van Buren Jr.	10	55	19	36	0	35	3.6
Ju'Juan Johnson	1	7	0	7	0	7	7.0
TEAM	3	0	5	-5	0	0	-1.7
Totals:	**37**	**182**	**27**	**155**	**1**	**35**	**4.2**

PASSING	C-A-I	Yds	TD	Long	Sack
Michael Van Buren Jr.	21-31-0	221	1	34	4
Zavion Thomas	0-1-0	0	0	0	0
Ju'Juan Johnson	1-1-0	14	0	14	0
Totals:	**22-33-0**	**235**	**1**	**34**	**4**

RECEIVING	TAR	No.	Yards	YAC	TD	Long
Zavion Thomas	7	6	80	40	0	34
Barion Brown	5	3	44	13	0	21
Caden Durham	3	3	34	37	0	22
Harlem Berry	5	3	24	32	0	13
Kyle Parker	2	2	16	10	0	10
Ju'Juan Johnson	2	2	1	4	0	2
Trey'Dez Green	4	1	14	4	0	14
Bauer Sharp	1	1	12	0	1	12
Destyn Hill	1	1	10	12	0	10
Aaron Anderson	2	0	0	0	0	0
Chris Hilton Jr.	1	0	0	0	0	0
Totals:	**33**	**22**	**235**	**152**	**1**	**34**

PUNTING	No.	Yds	Avg	Long	In20	TB
Grant Chadwick	5	188	37.6	50	1	0
TEAM	1	0	0.0	0	0	0
Totals:	**6**	**188**	**31.3**	**50**	**1**	**0**

RETURNS	Punt			Kickoff			Intercept		
	No	Yds	Lg	No	Yds	Lg	No	Yds	Lg
Harold Perkins Jr.	0	0	0	0	0	0	1	4	4
Mansoor Delane	0	0	0	0	0	0	1	0	0
Totals:	**0**	**0**	**0**	**0**	**0**	**0**	**2**	**4**	**4**

FIELD GOALS	Qtr	Time	Dist	Result
Damian Ramos	2nd	07:02	50	GOOD
Damian Ramos	2nd	05:08	42	GOOD
Damian Ramos	2nd	00:03	42	GOOD

KICKOFFS	No.	Yards	Avg	TB	OB
Aeron Burrell	6	364	60.7	3	2

ALL-PURPOSE	Rush	Rcv	KR	PR	IR	Total
Caden Durham	65	34	0	0	0	99
Zavion Thomas	0	80	0	0	0	80
Harlem Berry	52	24	0	0	0	76
Barion Brown	0	44	0	0	0	44

POWERED BY genius sports

Defensive Statistics report
Arkansas vs LSU (Nov 15, 2025)

Date: Nov 15, 2025
Site: Baton Rouge, Louisiana
Stadium: Tiger Stadium
Attendance: 100212

FULL GAME

ARKANSAS

#	Name	Solo	Ast	Total	Sacks-Yds	TFL-Yds	FF	FR-Yds	Int-Yds	BrUp	Blks	QBH
22	Caleb Wooden	5	2	7	0.0-0	0.0-0	0	0-0	0-0	0	0	1
14	Stephen Dix Jr.	5	2	7	1.0-6	1.0-6	0	0-0	0-0	0	0	0
4	Jordan Young	3	4	7	0.0-0	0.0-0	0	0-0	0-0	0	0	0
10	Xavian Sorey	3	4	7	1.0-6	2.5-8	0	0-0	0-0	0	0	0
16	Miguel Mitchell	4	1	5	0.0-0	0.0-0	0	0-0	0-0	0	0	0
13	Kani Walker	2	3	5	0.0-0	1.0-1	0	0-0	0-0	0	0	0
95	Ian Geffrard	2	2	4	0.0-0	0.5-0	0	0-0	0-0	1	0	0
7	Bradley Shaw	2	2	4	1.0-2	1.0-2	0	0-0	0-0	0	0	0
42	Wyatt Simmons	3	0	3	0.0-0	0.0-0	0	0-0	0-0	0	1	0
5	Cameron Ball	2	1	3	0.0-0	0.0-0	0	0-0	0-0	0	0	0
20	JJ Shelton	2	1	3	0.0-0	0.0-0	0	0-0	0-0	1	0	0
97	Quincy Rhodes Jr.	1	2	3	0.0-0	1.0-1	0	0-0	0-0	0	0	1
23	Julian Neal	2	0	2	0.0-0	0.0-0	0	0-0	0-0	1	0	0
0	Justus Boone	1	1	2	1.0-5	1.0-5	0	0-0	0-0	0	0	1
9	O'Mega Blake	1	0	1	0.0-0	0.0-0	0	0-0	0-0	0	0	0
17	Nigel Pringle	1	0	1	0.0-0	0.0-0	0	0-0	0-0	0	0	0
3	Larry Worth III	1	0	1	0.0-0	0.0-0	0	0-0	0-0	0	0	0
19	Shakur Smalls	0	1	1	0.0-0	0.0-0	0	0-0	0-0	1	0	0
	Totals	**40**	**26**	**66**	**4.0-19**	**8.0-23**	**0**	**0-0**	**0-0**	**4**	**1**	**3**

LSU

#	Name	Solo	Ast	Total	Sacks-Yds	TFL-Yds	FF	FR-Yds	Int-Yds	BrUp	Blks	QBH
13	A.J. Haulcy	5	3	8	0.0-0	0.0-0	0	0-0	0-0	0	0	0
0	Tamarcus Cooley	6	1	7	0.0-0	0.0-0	0	0-0	0-0	0	0	0
42	Davhon Keys	3	3	6	0.0-0	0.0-0	0	0-0	0-0	0	0	0
44	Jack Pyburn	2	4	6	0.0-0	0.5-1	0	1-0	0-0	0	0	0
7	Harold Perkins Jr.	2	3	5	1.0-6	3.0-7	0	0-0	1-4	0	0	1
4	Mansoor Delane	3	1	4	0.0-0	0.0-0	0	0-0	1-0	2	0	0
33	West Weeks	1	3	4	0.0-0	0.0-0	0	0-0	0-0	0	0	0
3	DJ Pickett	1	2	3	0.0-0	0.0-0	0	0-0	0-0	1	0	0
90	Jacobian Guillory	1	2	3	0.0-0	0.5-1	0	0-0	0-0	0	0	0
96	Dominick McKinley	0	2	2	0.0-0	0.5-1	0	0-0	0-0	0	0	0
14	CJ Jackson	0	2	2	0.5-3	1.0-4	0	0-0	0-0	0	0	0
11	PJ Woodland	1	0	1	0.0-0	0.0-0	0	0-0	0-0	0	0	0
10	Dashawn Spears	1	0	1	1.0-9	1.0-9	0	0-0	0-0	0	0	0
10	Bauer Sharp	1	0	1	0.0-0	0.0-0	0	0-0	0-0	0	0	0
97	Dylan Carpenter	1	0	1	1.0-11	1.0-11	0	0-0	0-0	0	0	0
6	Patrick Payton	1	0	1	0.0-0	0.0-0	0	0-0	0-0	0	0	1
12	Jimari Butler	0	1	1	0.0-0	0.0-0	0	0-0	0-0	0	0	0
95	Shone Washington	0	1	1	0.0-0	0.0-0	0	0-0	0-0	0	0	0
52	Princeton Malbrue	0	1	1	0.0-0	0.0-0	0	0-0	0-0	0	0	0
46	Tylen Singleton	0	1	1	0.0-0	0.0-0	0	0-0	0-0	0	0	0
8	Ja'Keem Jackson	0	1	1	0.0-0	0.0-0	0	0-0	0-0	0	0	0
88	Bernard Gooden	0	1	1	0.5-4	0.5-4	0	0-0	0-0	0	0	0
	Totals	**29**	**32**	**61**	**4.0-33**	**8.0-38**	**0**	**1-0**	**2-4**	**3**	**0**	**2**

POWERED BY genius sports

IN DEPTH CHART: OFFENSE

WR



6 Chris Marshall »» 6-3, 213, 5th

195 yds vs. TUL - 6th-most in single game in ARK history ... Transfer from Boise St. ... Played in 11 games, 5 starts for Broncos, 30 receptions, 574 yards, 2 TDs ... Started career at Texas A&M, played in 6 games in 2022.

	REC	YDS	TD
2026	61	867	3
2025 BSU	30	574	2
2024 BSU	3	13	0
2023 KC	21	449	5
2022 TAM	11	108	0
Totals	126	2011	9

19 Antonio Jordan »» 6-6, 228, So. -OR- 1 Courtney Crutchfield »» 6-2, 187, Jr.

Emerged as 2nd leading WR ... Career-best 7 catches in first career 100-yard game (106) vs. MIZ ... Most recent in a long line of Warren HS WRs at Arkansas ... Crutchfield transferred from MIZ, 4-star recruit and top prospect in Arkansas.

Jordan	REC	YDS	TD
2026	23	319	2
Totals	23	319	2

WR

9 Jamari Hawkins »» 5-10, 188, 5th

Transfer from Memphis ... Caught 38 passes for 623 yards and 2 TDs for Tigers in 2025, ranking 2nd on team in yards and receptions ... Returned 3 kicks for 91 yards.

	REC	YDS	TD
2026	8	126	0
2025 MEM	38	623	2
2024 MEM	3	24	0
2023 MEM	0	0	0
Totals	49	773	2

-OR- 4 Ismael Cisse »» 6-0, 198, Sr.

Scored TDs in first 2 games ... Missed 2025 season with a wrist injury after transferring from Stanford ... Played in 12 games with 5 starts in 2024 for Cardinal with 26 catches for 241 yards and 2 TDs ... No. 5 recruit from state of Colorado.

	REC	YDS	TD
2026	13	139	2
2025	- Did not play - Injured -		
2024 STAN	26	241	2
2023 STAN	0	0	0
Totals	39	380	4

LT



75 Kavion Broussard »» 6-6, 312, Jr.

Started 1 game and played in 6 in his first season at Arkansas ... Transfer from Ole Miss ... 4-star prospect out of Zachary HS in New Iberia, La. ... Was a Top 50 OL nationally in his recruiting class.

	GP	GS
2026	11	11
2025	6	1
2024 OM	0	0
Totals	17	12

79 Josiah Clemons »» 6-7, 341, So.

Transfer from Memphis ... Redshirted in his lone season with Tigers ... No. 27 recruit in Mississippi and No. 94 offensive tackle out of Madison Central HS in Clinton, Miss.

	GP	GS
2026	7	0
2025 MEM	0	0
Totals	7	0

LG



71 Malachi Breland »» 6-5, 334, Sr.

Leads team total snaps ... Transfer from Memphis ... Started all 12 games at left guard for the Tigers, logging 845 snaps, allowing just 1 sack and committing just 4 penalties ... Played in 10 games with 7 starts as a redshirt freshman in 2024.

	GP	GS
2026	11	11
2025 MEM	12	12
2024 MEM	10	7
2023 MEM	0	0
Totals	33	30

74 Terence Roberson Jr. »» 6-6, 322, Jr.

Transfer from Ouachita Baptist in Arkadelphia, Ark. ... Earned 2nd team All-Great American Conference honors in 2025 ... Played at Warren HS in Arkansas, where he was salutatorian of his class and teammates with WR Antonio Jordan.

	GP	GS
2026	-	-
2025 OBU	11	11
2024 OBU	3	0
Totals	14	11

C

52 Caden Kitler »» 6-3, 303, 5th

Team captain ... Started all 11 games he appeared in first season at Arkansas ... Repped Hogs at SEC Media Days ... Transfer from UCF ... Started 11 games in 2024 ... Father is a professional chef ... Played hockey growing up.

	GP	GS
2026	6	6
2025	11	11
2024 UCF	11	11
2023 UCF	5	1
2022 UCF	1	0
Totals	34	29

-OR- 53 Kash Courtney »» 6-4, 301, So.

5 straight starts ... Earned SEC OL of the Week in 1st start of season at VU ... Played 2nd half vs. TENN (33 snaps) ... First career start vs. MSU in 2025, seeing action in 3 games ... 3-star recruit out of Carthage HS (Texas).

	GP	GS
2026	9	5
2025	3	1
Totals	12	6

RG



50 Kobe Branham »» 6-5, 336, Jr.

Started all 12 games at right guard as a redshirt freshman in 2025 ... Earned time in 5 games as a freshman in 2024, including a start in Liberty Bowl ... A 3-star prospect out of Fort Smith Southside HS in Fort Smith, Ark.

	GP	GS
2026	11	11
2025	12	12
2024	5	1
Totals	28	24

73 Brooks Edmonson »» 6-4, 313, 5th

Played in 11 games in 2023 ... Walk-on from Bryant (Ark.) HS, where he helped Hornets to 42 straight wins and 4 state titles ... Originally committed to Princeton.

	GP	GS
2026	10	0
2025	12	0
2024	6	1
2023	11	0
Totals	39	1

RT

64 Bryant Williams »» 6-7, 335, 5th

Transfer from Louisiana ... Started 11 games for Cajuns in 2025 and did not allow a sack for offense that also ranked 31st nationally in rushing ypg ... 3-star recruit and 1st team All-District player out of Grand Lake HS.

	GP	GS
2026	8	4
2025 UL	11	11
2024 UL	12	3
2023 UL	13	1
Totals	44	19

-OR- 54 Adam Hawkes »» 6-6, 306, Jr.

7 straight starts ... Transfer from Oregon State ... Played in 6 games with 2 starts for Beavers in 2025 ... Moved to tackle as a senior in high school after playing entire career as a defensive end.

	GP	GS
2026	11	7
2025 OSU	6	2
2024 OSU	0	0
Totals	17	9

QB



7 KJ Jackson »» 6-4, 225, Jr.

Team captain ... Won QB1 job during preseason camp ... 4-star recruit from Montgomery, Ala. ... Rated No. 18 QB in the nation after passing for 130 TDs in his high school career at St. James School.

	C-A-I	YDS	TD
2026	195-331-7	2231	10
2025	33-54-0	441	3
2024	4-4-0	59	0
Totals	232-389-7	2731	13

2 AJ Hill »» 6-4, 232, So.

Transfer from Memphis ... Redshirted during his first season, playing in 2 games ... Completed 19-of-32 passes for 223 yards with 1 TD, 1 INT ... Made his collegiate debut at UAB ... 4-star QB was No. 5 QB in nation according to ESPN.

	C-A-I	YDS	TD
2026	16-28-0	181	1
2025 MEM	19-32-1	223	1
Totals	35-60-1	404	2

RB

5 Sutton Smith »» 5-9, 196, 5th

Longest run of season (65) at AUB ... Transfer from Memphis ... Produced career-best in 12 games with 669 rushing yards, 7 TDs, 102 carries ... Played 1 game in 2024 after suffering season-ending injury ... Paul Hornung Award watch list.

	ATT	YDS	TD
2026	83	359	1
2025 MEM	102	669	7
2024 MEM	3	7	0
2023 MEM	63	305	2
2022 MEM	29	135	2
Total	280	1466	13

-OR- 0 Braylen Russell »» 6-1, 228, Jr. -OR- 27 Cam Settles »» 5-11, 209, So.

Russell career-best 23-yd catch at TEX ... 4-star recruit out of Benton, Ark. ... Settles team-best 227 rush yards over last 3 games ... Earned first career start vs. TUL ... Scored 2 TDS at VU - 1st career TDs ... 3-star recruit from LR Parkview HS.

Russell	ATT	YDS	TD
2026	76	244	3
2025	55	286	5
2024	67	354	3
Totals	198	884	11

TE

83 Jaden Platt »» 6-5, 255, Sr.

2nd TD of season vs. TENN ... Started 11 games, played in all 12 first season at ARK, 21 catches for 296 yards ... Transfer from Texas A&M, caught 2 passes for 52 yards with 1 TD in 2023 ... 4-star recruit out of Eaton HS in Haslet, Texas.

	REC	YDS	TD
2026	11	109	2
2025	21	296	2
2023 TAMU	2	52	1
Totals	34	457	5

-OR- 85 Ty Lockwood »» 6-4, 246, Sr.

43-yd reception at AUB was career-long ... First career TD vs. UGA ... Transfer from Boston College, played 12 games, 2 catches, 30 yards ... Former 4-star recruit signed with Alabama out of high school.

	REC	YDS	TD
2026	17	180	1
2025 BC	2	30	0
2024 ALA	1	5	0
2023 ALA	0	0	0
Totals	20	215	1

WR



3 CJ Brown »» 6-1, 195, Jr.

Season-high 4 catches vs. MIZ ... 2 TDs vs. AAMU in 2025 season opener ... Career-best 319 yards and 28 receptions as a sophomore in 2025, starting 10 games ... A 3-star prospect and No. 8 overall prospect in the state of Arkansas.

	REC	YDS	TD
2026	13	150	0
2025	28	319	3
2024	5	62	0
Totals	46	531	3

8 Donovan Faupel »» 6-1, 201, Sr.

Transfer from New Mexico State ... Earned 2nd team All-CUSA after catching 61 passes for 661 yards and 7 TDs in 2025 ... Played in 7 games with 1 starts in 2024 after appearing in 11 games as a freshman in 2023.

	REC	YDS	TD
2026	11	141	0
2025 NMS	61	661	7
2024 NMS	3	48	1
2023 NMS	8	98	0
Totals	83	948	8

IN DEPTH CHART: DEFENSE

DE

	U-A-T	TFL	SACK
2026	12-10-22	7.0	3.0
2025	28-16-44	15.5	8.0
2024	7-9-16	2.0	1.0
2023	1-0-1	0.0	0.0
Totals	47-35-82	24.5	12.0

97 Quincy Rhodes Jr. »» 6-6, 273, Sr.

TFLs in 7 of 11 games ... Returned fumble 58 yards vs. TENN ... Preseason 2nd team All-SEC (AP, Coaches) ... Started 11 of 12 games in 2025 with a team-best 15.5 TFLs, 8 sacks, 2nd team All-SEC.

	U-A-T	TFL	SACK
2026	5-11-16	0.0	0.0
2025 ORE	1-0-1	0.0	0.0
2024 ORE	0-1-1	0.0	0.0
Totals	6-12-18	0.0	0.0

88 Xadavian Sims »» 6-3, 308, Jr.

Transfer from Oregon ... Played in 2 games for Ducks in 2025, making one tackle ... 4-star recruit out of Durant HS in Oklahoma ... No. 27 DE in his class ... High school teammates with freshman Colton Yarbrough.

NT

	U-A-T	TFL	SACK
2026	7-7-14	2.5	0.5
2025	1-3-4	1.0	0.0
2024 ACU	21-43-64	9.5	1.0
2023 ACU	4-6-10	0.0	0.0
2022	3-7-10	1.0	1.0
Totals	36-66-102	14.0	2.5

92 David Oke »» 6-2 , 298, 5th

Missed most of 2025 season with an injury after transferring from Abilene Christian ... Played 3 games in his first season at Arkansas ... Logged 63 tackles, including 9.5 TFLs at Abilene Christian in 2024 ... From Lagos, Nigeria.

	U-A-T	TFL	SACK
2026	7-12-19	3.0	2.0
2025 USC	3-1-4	0.0	0.0
2024 USC	0-0-0	0.0	0.0
Totals	10-13-23	3.0	2.0

-OR- 91 Carlon Jones »» 6-2, 327, Jr.

Career-best 4 tackles, first career sack at AUB ... Transfer from USC ... Made 4 tackles in 8 games in 2025 after redshirting in his first season ... 4-star recruit out of Bay City HS, No. 17 DL in his class and No. 36 player in Texas.

DT

	U-A-T	TFL	SACK
2026	6-13-19	2.5	1.0
2025 UVA	4-11-15	2.0	1.0
2024 ALA	0-3-3	0.0	0.0
Totals	10-27-37	4.5	2.0

0 Hunter Osborne »» 6-4, 313, Sr.

1st sack of season at TEX ... Transferred from UVA began his career at Alabama ... Played in all 14 games for the Cavs in 2025, making 15 tackles with 2 TFLs, 1 sack ... 4-star recruit with over 50 D1 offers, No. 19 DL in the nation.

ASB	U-A-T	TFL	SACK
2026	5-13-18	0.5	0.0
Totals	5-13-18	0.5	0.0

28 Trajen Odom »» 6-3, 297, So. -OR- 55 Antonio Sandel-Bascomb »» 6-3, 315, Sr.

Odom is transfer from Ohio State ... Played in 2 games as a Buckeye ... 4-star recruit out of North Carolina ... Sandel-Bascomb is transfer from Coffeyville CC after starting career at Iowa Western CC ... Forced fumble vs. TUL.

JACK

	U-A-T	TFL	SACK
2026	9-6-15	2.0	0.0
2025 UK	8-3-11	4.5	3.5
2024 UK	4-1-5	2.0	1.0
Totals	21-10-31	8.5	4.5

35 Steven Soles Jr. »» 6-2, 237, Jr.

Season-high 4 tackles at VU ... Transfer from Kentucky ... Played in 11 games for Cats, making 11 tackles with 4.5 TFLs and 3.5 sacks with 2 FF in 2025 ... Saw action in 11 games as a freshman in 2024, logged 5 tackles with 2 TFLs, 1 sack.

	U-A-T	TFL	SACK
2026	6-11-17	2.0	1.5
2025	4-5-9	1.0	0.0
2024	2-0-2	0.0	0.0
Totals	12-16-28	3.0	1.5

9 Charlie Collins »» 6-5, 233, Jr.

Recovered a fumble vs. SC ... Logged his first career sack vs. UNA ... Started 3 games, saw action in 9 games with 9 tackles ... No. 1 overall prospect in Arkansas according to On3 and Rivals.

LB

	U-A-T	TFL	SACK
2026	17-30-47	2.0	0.0
2025	24-26-50	5.0	2.0
2024	4-8-12	2.5	1.0
Totals	45-64-109	9.5	3.0

7 Bradley Shaw »» 6-1, 229, Jr.

Matched career-best 9 tackles at Utah and vs. Missouri ... Missed TUL game with injury, snapped 8 straight starts ... Team captain ... A 4-star prospect out of Hoover HS, No. 101 player in the Top247 rankings.

Bogle	U-A-T	TFL	SACK
2026	26-37-63	2.5	1.0
2025 WV	19-18-37	5.0	3.0
2024 SIU	28-59-87	16.5	5.5
2023 SIU	16-16-32	3.5	2.0
2022 SIU	0-0-0	0.0	0.0
Totals	89-130-219	27.5	11.5

44 Ben Bogle »» 6-1, 226, 5th -OR- 42 Jeremy Evans »» 6-1, 229, 5th

Career-best 16 tackles at TAMU ... First start vs. TUL ... Bogle is transfer from W. Virginia began career at S. Illinois ... Played in all 12 games for WVU in 2025 ... FCS All-American at S. Illinois ... Evans is transfer from Baylor.

LB

	U-A-T	TFL	SACK
2026	29-37-66	5.0	1.0
2025 HOW	26-23-49	11.0	4.5
2024 HOW	7-4-11	3.0	1.0
Totals	60-66-126	19.0	6.5

25 Ja'Quavion Smith »» 6-1, 229, Jr.

Career-best 10 tackles at VU ... Transfer from Howard ... Started 11 games, played in 12 for Bison, 49 tackles with 11 TFLs and 4.5 sacks ... Recorded at least 1 TFL in 7 games ... Logged time in 10 games as a freshman in 2024.

Jackson	U-A-T	TFL	SACK
2026	11-13-34	0.0	0.0
2025 BAY	2-9-11	0.0	0.0
2024 FSU	29-19-48	6.5	4.0
2023 FSU	21-12-33	2.5	1.0
2022 FSU	10-8-18	0.0	0.0
Totals	73-61-134	9.0	5.0

8 Phoenix Jackson »» 6-0, 221, 5th -OR- 10 Wyatt Simmons »» 6-3, 226, Jr.

Jackson is transfer from Baylor, started career at Fresno State ... Played in 3 games after suffering season-ending injury in 2025 ... Simmons made 17 tackles in 12 games in 2025 ... No. 5 prospect in Arkansas out of Harding Academy.

CB

	U-A-T	TFL	INT
2026	32-20-52	2.0	3
2025 TUL	32-10-42	1.0	4
2024 TUL	2-2-4	0.0	0
2023 TUL	0-0-0	0.0	0
Totals	66-32-98	3.0	7

20 Joker Johnson »» 6-0, 195, Sr.

3rd player in program history with 2 Pick 6s in single season, first since 1993 ... Career-best 8 tackles in 3 straight games ... Team-best 24 straight starts ... Transfer from Tulane ... 14 starts for CFP Wave, AAC All-Honorable Mention.

	U-A-T	TFL	INT
2026	0-1-1	0.0	0
2025 HCC	13-5-18	1.5	2
Totals	13-6-19	1.5	2

17 DJ Hairston »» 6-2, 176, So.

Transfer from Hinds CC ... Played in 9 games, making 18 tackles with 1.5 TFLs and 2 INTs ... Picked off passes vs. Gulf Coast and East Mississippi CC.

S

	U-A-T	TFL	INT
2026	25-10-35	3.5	2
2025	26-26-52	1.0	1
2024	13-7-20	0.5	1
2023 UF	19-18-37	0.5	1
2022 UF	8-7-15	1.0	0
Totals	91-68-159	6.5	5

24 Miguel Mitchell »» 6-1, 219, 5th

Season-best 8 tackles at AUB ... Started 3 games and played in all 12 games in 2025 ... Redshirted in 2024, playing in 5 games with 20 tackles, 1 INT ... Transfer from FLA, played in 24 games, 9 starts including 8 starts in 2023.

	U-A-T	TFL	INT
2026	1-6-7	0.0	0
2025 WG	36-6-42	0.0	2
2024 WG	21-9-30	0.0	0
2023 EKU	6-2-8	0.0	1
2022 EKU	0-0-0	0.0	0
Totals	64-23-87	0.0	3

14 Kyeaure Magloire »» 6-3, 210, 5th

Transfer from West Georgia after starting career at Eastern Kentucky ... Played in 11 games, making 42 tackles with 2 INTs, 1 FF ... Played in 14 games for Colonels his first 2 seasons before transferring to West Georgia.

FS

	U-A-T	TFL	INT
2026	23-26-49	1.0	1
2025 CIN	40-26-66	2.5	1
2024 UT	12-8-20	2.5	0
2023 UT	2-0-2	0.0	0
2022 UT	5-4-9	0.5	0
Totals	82-64-146	6.5	2

1 Christian Harrison »» 6-0, 202, 5th

Picked off his 2nd career pass at Utah ... Transfer from Cincinnati after playing 3 seasons at Tennessee ... Started 12 games at safety for Bearcats in 2025 (66 tackles, 2.5 TFLs, 1 INT) ... Played in 25 games with 4 starts for Vols.

	U-A-T	TFL	INT
2026	6-4-10	0.0	0
Totals	6-4-10	0.0	0

22 Tay Lockett »» 6-0, 185, Fr.

First career tackle vs. Tulsa ... 3-star recruit out of Conway HS in Arkansas after transferring from University City HS in San Diego, Calif. ... No. 10 prospect in Arkansas ... 1 of 2 freshmen (Danny Beale) to make initial depth chart.

CB

	U-A-T	TFL	INT
2026	25-9-34	1.0	1
2025 CU	5-2-7	0.0	0
2024 CU	7-5-12	0.0	0
2023 CU	9-1-10	0.0	2
Totals	46-17-63	1.0	3

2 Shelton Lewis »» 6-2, 204, Sr.

FF vs. MIZ ... First INT of season vs. TENN ... FF and FR vs. TUL ... Transfer from Clemson, played in 4 games in 2025, 7 tackles ... 1 of 6 Clemson freshmen to play in all 13 games in 2023 ... 3-star recruit out of Stockbridge HS in Atlanta.

	U-A-T	TFL	INT
2026	9-7-16	0.0	0
2025 UM	17-4-21	1.0	3
2024 UM	8-2-10	0.0	0
Totals	34-13-47	1.0	3

4 La'khi Roland »» 6-2, 195, Jr.

Transfer from Maryland ... Led Terps with 3 interceptions in 2025, making 21 tackles with 1 TFL ... Played in 6 games as a true freshman, making 10 tackles in 2024.

STAR

	U-A-T	TFL	INT
2026	39-31-70	8.5	0
2025 UNC	46-35-81	2.5	1
2024 UW	19-16-35	1.0	1
Totals	104-82-186	12.0	2

6 Khmori House »» 6-1, 202, Jr.

At least 4 tackles in 10 straight games ... Led team in tackles 3 times ... Transfer from UNC, played first season at Washington ... Led Tar Heels 81 tackles in 12 starts as LB, All-ACC Honorable Mention ... Freshman AA at UW.

	U-A-T	TFL	INT
2026	3-13-16	0.0	0
2025 COL	23-15-38	0.0	0
2024 COL	33-10-43	0.5	0
2023 COL	11-0-11	1.5	0
Totals	70-38-108	1.5	0

13 Carter Stoutmire »» 5-11, 216, Sr.

Transfer from Colorado ... Started 7 games and played in 8 for Buffs in 2025, making 38 tackles with 1 forced fumble ... Played in 13 games with 7 starts across S and NB, recording 42 tackles ... Dad (Omar) played in NFL 1997-2007.

RAZORBACK TRENDS

	2026	Streak	Silverfield
Overall	4-7	L1	4-7
At Home	3-3	W1	3-3
On the Road	1-4	L2	1-4
Neutral	0-0	W1	0-0
August	0-0	W4	0-0
September	2-2	W1	2-2
October	1-3	L1	1-3
November	1-2	L1	1-2
December/January	0-0	W3	0-0
vs. SEC	2-6	L1	2-6
vs. Non-Conference	2-1	W1	2-1
vs. Ranked Opponents	1-5	L1	1-5
Record in Games...			
Decided by 7 pts or less	0-2	L9	0-2
Decided by 3 pts or less	0-1	L6	0-1
During the day	1-4	L4	1-4
At night	3-3	W1	3-3
Record When Scoring...			
Less than 21 points	0-6	L10	0-6
21+ points	4-1	W1	4-1
30+ points	4-0	W4	4-0
40+ points	0-0	L1	0-0
50+ points	0-0	W7	0-0
60+ points	0-0	W1	0-0
70+ points	0-0	W1	0-0
Record When Allowing...			
Less than 14 points	2-0	W5	2-0
Less than 21 points	3-0	W2	3-0
21+ points	1-6	L3	1-7
Record When...			
Scoring first	3-2	W1	3-2
Opponents score first	1-5	L2	1-5
Leading after the 1Q	2-1	L1	2-1
Trailing after the 1Q	1-4	L1	1-4
Tied after the 1Q	1-2	W1	1-2
Leading at halftime	3-1	W1	3-1
Trailing at halftime	0-6	L24	0-6
Tied at halftime	1-0	W1	1-0
Leading after the 3Q	4-2	W1	4-2
Trailing after the 3Q	0-5	L14	0-5
Tied after the 3Q	0-0	L3	0-0
In overtime games	0-0	L1	0-0
Record With...			
Less than 400 yards total offense	1-7	L1	1-7
400+ yards total offense	3-0	W3	3-0
500+ yards total offense	0-0	L4	0-0
600+ yards total offense	0-0	W2	0-0
Less than 100 yards rushing	0-3	L11	0-3
100+ yards rushing	4-4	L1	4-4
200+ yards rushing	0-0	L4	0-0
300+ yards rushing	0-0	W6	0-0
Less than 200 yards passing	1-3	W1	1-3
200+ yards passing	3-4	L2	3-4
300+ yards passing	1-0	W1	1-0
400+ yards passing	0-0	L1	0-0
A 300-yard passer	1-0	W1	1-0
A 100-yard rusher	0-1	L6	0-1
Record When Allowing...			
Less than 200 total yards	1-0	W8	1-0
200+ total yards	3-7	L1	3-7
300+ total yards	2-7	L1	2-7
400+ total yards	0-5	L11	0-5
Less than 100 rush yards	3-0	W3	3-0
100+ rush yards	1-7	L3	1-7
200+ rush yards	0-3	L9	0-3
Less than 200 pass yards	2-2	L2	2-2
200+ pass yards	2-5	L1	2-5
300+ pass yards	0-2	L6	0-2
400+ pass yards	0-0	L2	0-0
A 300-yard passer	0-0	L4	0-0
A 100-yard rusher	0-3	L7	0-3
Record When Having...			
No turnovers	2-0	W2	2-0
Less than 3 turnovers	1-6	L4	1-6
3 or more turnovers	1-1	L1	1-1
No takeaways	0-4	L14	0-4
Less than 3 takeaways	3-3	L2	3-3
3 or more takeaways	1-1	W1	1-1
Win turnover battle	3-1	W2	3-1
Lost turnover battle	1-5	L5	1-5
Turnovers even	0-1	L2	0-1
More than 30:00 TOP	4-4	L1	4-4
Less than 30:00 TOP	0-3	L9	0-3

RAZORBACK NOTEBOOK



THE SILVERFIELD ERA

- **Ryan Silverfield**, one of the nation's winningest coaches over the last three seasons, was named the 35th head coach of the Razorbacks on Nov. 30, 2025. Silverfield arrives on The Hill after a decade at Memphis, where he went 50-25 overall as head coach from 2020-25, highlighted by double-digit win seasons in 2023 and 2024; secured bowl berths in each of his six full seasons leading the program; and went 5-2 against current SEC head coaches: 3-0 vs. Golesh (Auburn), 1-0 vs. Heupel (Tennessee), 1-1 vs. Sumrall (Florida), 0-1 vs. Drinkwitz (Missouri).
- Led by Silverfield, Arkansas' new coaching staff boasts over 207 combined years of full-time experience at the collegiate and professional level. Arkansas' staff features three assistant coaches who have served as head coaches at the FBS and FCS levels, including **special teams coordinator Chad Lunsford** (Georgia Southern head coach from 2018-21), **defensive coordinator Ron Roberts** (Southeastern Louisiana head coach from 2012-17), and **quarterbacks coach Mitch Stewart** (Murray State head coach from 2015-19).

FIRST YEAR ON THE JOB

- In **Ryan Silverfield**'s first season at the helm of the program, all 11 of Arkansas' regular-season FBS foes will have either been ranked or received votes in the Associated Press Top 25 poll at least once during the year.
- Silverfield collected his first SEC head coaching win in a 31-17 victory at Vanderbilt on Oct. 17, snapping the program's 14-game conference losing streak that began with a loss to Ole Miss during the 2024 season.
- Silverfield secured his second SEC head coaching win by leading the Hogs to a 34-6 win against #17 South Carolina on Nov. 14, snapping the program's 11-game losing streak against Power 4 teams at home. Arkansas had not beaten a Power 4 opponent in Fayetteville since a 19-14 win over #4 Tennessee on Oct. 5, 2024.
- With a win against LSU in the Battle for the Golden Boot, Silverfield can claim his fifth overall win of the year to become the fourth Arkansas head coach in the SEC era to win five games in his first season at the helm.
- The only Razorback head coaches in the SEC era to win five games in their first season at the helm of the program include Danny Ford (6, 1993), Houston Nutt (1998, 9), and, most recently, Bobby Petrino (2008, 5).

DANNY FORD



1993 • (6-4-1, 4-3-1 SEC - 2nd/West)
Captains: Kirk Botkin, Tyrone Chatman

DATE	OPPONENT	UA/OPP RK	TV	W L T	UA	OPP
Sept. 4	at SMU			W	10	6
Sept. 11	SOUTH CAROLINA*	NR/19		W	18	17
Sept. 18	at Alabama*@	NR/2	JP	W	3	43
Sept. 25	MEMPHIS+			L	0	6
Oct. 2	at Georgia*			W	20	10
Oct. 9	TENNESSEE*+	NR/11	JP	L	14	28
Oct. 16	at Ole Miss*#		JP	L	0	19
Oct. 30	AUBURN (HC)*			L	21	31
Nov. 6	MISSISSIPPI STATE*+			T	13	13
Nov. 13	TULSA			W	24	11
Nov. 27	at LSU*		ESPN	W	42	24

* Southeastern Conference game
+ Little Rock, Ark.
# Jackson, Miss.
@ Arkansas victory by NCAA-imposed forfeit
NOTE: SEC Western Division championship vacated by Alabama per NCAA sanction in 1993

HOUSTON NUTT



1998 • (9-3, 6-2 SEC - T-1st/West)
SEC WESTERN DIVISION CO-CHAMPION • 16th AP/17th USA Today
Captains: Brandon Burlsworth, Grant Garrett, Ryan Hale, Madre Hill

DATE	OPPONENT	UA/OPP RK	TV	W L T	UA	OPP
Sept. 5	LOUISIANA-LAFAYETTE			W	38	17
Sept. 19	SMU+			W	44	17
Sept. 26	ALABAMA*	NR/22	ESPN2	W	42	6
Oct. 3	KENTUCKY*+	22/NR	ESPN2	W	27	20
Oct. 10	at Memphis	20/NR	FX	W	23	9
Oct. 17	at South Carolina*	17/NR		W	41	28
Oct. 31	at Auburn*	14/NR		W	24	21
Nov. 7	OLE MISS (HC)*	11/NR	JP	W	34	0
Nov. 14	at Tennessee*	10/1	CBS	L	24	28
Nov. 21	at Mississippi State*	9/NR	JP	L	21	22
Nov. 27	LSU*+	13/NR	CBS	W	41	14
Jan. 1	vs. Michigan›	11/15	ABC	L	31	45

* Southeastern Conference game
+ Little Rock, Ark.
› 1999 Florida Citrus Bowl (Orlando, Fla.)

BOBBY PETRINO



2008 • (5-7, 2-6 SEC - T-4th/West)
Captains: Casey Dick, Jonathan Luigs, Jamar Love, Malcolm Sheppard

DATE	OPPONENT	UA/OPP RK	TV	W L T	UA	OPP
Aug. 30	WESTERN ILLINOIS			W	28	24
Sept. 6	LOUISIANA-MONROE+		RSP	W	28	27
Sept. 20	ALABAMA*		Raycom	L	14	49
Sept. 27	at Texas	NR/7	ABC	L	10	52
Oct. 4	FLORIDA*	NR/12	Raycom	L	7	38
Oct. 11	at Auburn*	NR/20	RSP	W	25	22
Oct. 18	at Kentucky*		ESPNU	L	20	21
Oct. 25	OLE MISS*		RSP	L	21	23
Nov. 1	TULSA (HC)	NR/19	RSP	W	30	23
Nov. 8	at South Carolina*		ESPN	L	21	34
Nov. 22	at Mississippi State*			L	28	31
Nov. 28	LSU*+		CBS	W	31	30

* Southeastern Conference game
+ Little Rock, Ark.

RAZORBACK NOTEBOOK

THE CRAMSEY FILE

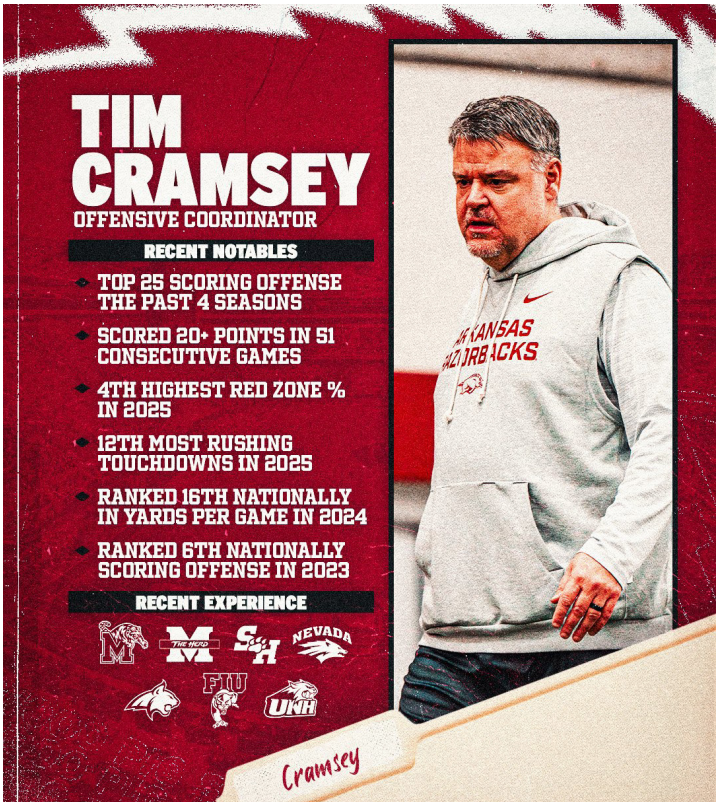

- **Tim Cramsey** arrived at Arkansas with Ryan Silverfield after serving as offensive coordinator at Memphis for the last four seasons. In Cramsey's four seasons calling plays for the Tigers, his offenses were among the nation's best in scoring, ranking in the top 25 all four years by averaging 36.3 points per game over 51 games.
- His final Memphis offense featured a balanced attack in 2025, averaging 420.7 total yards per game with 186.1 yards rushing and 234.6 yards passing. The Tigers' offense featured three All-American Conference selections, including **RB Sutton Smith**. Smith was third-team selection as a running back and a first-team pick as a return specialist, pacing the Memphis running game with 669 yards on just 102 carries with seven touchdowns. As a returner, Smith combined for 280 yards on 15 punt returns and five kick returns, including a 99-yard touchdown return at UAB.
- Memphis' 11-win season in 2024 was fueled by Cramsey's offense that helped the Tigers finish ranked No. 23 and No. 24 in the Coaches Poll and AP Poll, respectively. The Tigers averaged 35.7 points per game that season to rank 12th nationally in scoring offense and averaged 444.5 yards per game to rank 16th in the FBS.
- Prior to joining Silverfield's Memphis staff, Cramsey served as the offensive coordinator at Marshall for four seasons (2018-21). Cramsey has served as an offensive coordinator at seven schools since 2009, when he was promoted to take over the offense at New Hampshire, his alma mater. Cramsey also called plays at FIU in 2012, Montana State for three seasons (2012-15) and Sam Houston State in 2017.

QB1: KJ JACKSON



- **QB KJ Jackson** leads Arkansas' offense in the 2026 after winning the starting job in fall camp. Through 11 games this season, Jackson has completed 195-of-331 passes (58.9%) for 2,231 yards and 10 touchdowns.
- A dual-threat quarterback, Jackson has also logged a team-leading four rushing touchdowns on the year.
- The Montgomery, Ala., native appeared in five games last year, completing 33-of-54 passes (61.1%) for 441 yards with three touchdowns and zero interceptions. He rushed for pair of scores during the 2025 campaign.
- Jackson earned his first career start at quarterback in the 2025 season finale against Missouri on Nov. 29 and completed 11-of-17 passes for 126 yards and a touchdown.
- Jackson became the first left-handed Arkansas quarterback to start a season opener since QB Barry Lunney Jr. in 1995 when he lined up under center in the 2026 season opener against North Alabama on Sept. 5. He completed 24-of-35 passes for 267 yards and three touchdowns in the Hogs' win to become the ninth Arkansas passer since 1995 to throw for three or more touchdowns in a season opener.
- Jackson logged his first career 300-yard passing game in the Razorbacks' win against Tulsa on Sept. 26, completing 24-of-36 passes (66.7%) for 309 yards and a touchdown while also rushing for a pair of scores. He became the first Arkansas quarterback since QB KJ Jefferson in 2021, and only the third Razorback quarterback since 1995, with 300-plus yards passing and multiple rushing touchdowns in a game.
- Additionally, Jackson is one of three SEC quarterbacks this season, along with LSU QB Sam Leavitt and South Carolina QB LaNorris Sellers, to throw for 300-plus yards with multiple rushing scores in a game.

Arkansas QBs with 300+ Passing Yards & 2+ Rushing TD in a Game since 1995

Season	*Player*	*Passing Yards*	*Rushing TD*	*Opponent*
2026	**KJ Jackson**	**309**	**2**	**Tulsa**
2021	KJ Jefferson	326	3	Ole Miss
2008	Casey Dick	318	2	Western Illinois

- In Arkansas' win at Vanderbilt on Oct. 17, Jackson posted posted 309 yards of total offense (251 passing + 58 rushing) with a rushing score to lead the Razorbacks to their first SEC victory of the campaign as well as their first since the 2024 season to snap a 14-game losing streak in league play. With his performance, Jackson became just the second Arkansas quarterback since 1995 with 300 or more yards of total offense and a rushing touchdown in a regulation win against an SEC opponent.

RAZORBACKS IN THE NFL

#PROHOGS



As of Nov. 22, 2026

Name	Pos.	NFL Team
Hjalte Froholdt	OL	Arizona Cardinals
Landon Jackson	DL	Buffalo Bills
Kani Walker^	DB	Buffalo Bills
Feleipe Franks	TE	Carolina Panthers
Taylen Green	QB	Cleveland Browns
Jake Bates	K	Detroit Lions
Isaac TeSlaa	WR	Detroit Lions
Cam Ball^	DL	Indianapolis Colts
Montaric Brown	DB	Jacksonville Jaguars
Cam Little	K	Jacksonville Jaguars
Andrew Armstrong	WR	Kansas City Chiefs
Mike Washington Jr.	RB	Las Vegas Raiders
Kam Curl	DB	Los Angeles Rams
Beaux Limmer	OL	Los Angeles Rams
Eric Gregory^	DL	New England Patriots
Hunter Henry	TE	New England Patriots
John Ridgeway III	**DL**	**New Orleans Saints**
Doneiko Slaughter	DB	Pittsburgh Steelers
Dre Greenlaw	LB	San Francisco 49ers
Julian Neal*	DB	Seattle Seahawks
Fernando Carmona Jr.*	OL	Tennessee Titans
Treylon Burks	WR	Washington Commanders
Deatrich Wise Jr.	DL	Washington Commanders

* Reserve/Injured // ^ Practice Squad



THE HOG POD

Check out the Hog Pod for great stories and insight about Razorback football, including episodes with director of athletics Hunter Yurachek, head coach Ryan Silverfield, executive director of player acquisition Gaizka Crowley, QB KJ Jackson, RB Sutton Smith, DB Khmori House and many others. Find The Hog Pod anywhere you get your podcasts, or visit **ArkansasRazorbacks.com/TheHogPod.**

RAZORBACK NOTEBOOK

RUN THE BALL

- **RB Cam Settles** is Arkansas' leading ball carrier through 11 games, rushing for a team-high 441 yards and two scores on 102 carries (team-high 4.3 ypc). The Little Rock native hit the 100-yard mark at Auburn on Nov. 7, finishing with 100 yards on 16 carries (6.3 ypc) to become the first Hog with a 100-yard rushing game this year.

Career 100-Yard Rushing Games - Cam Settles (1)

Date	*Attempts*	*Yards*	*Avg.*	*Touchdowns*	*Opponent*
11/7/26	16	100	6.3	0	Auburn

- **RB Braylen Russell**, a native of Benton, Ark., and **RB Sutton Smith** form the Razorback rushing attack alongside Settles. As a freshman in 2024, Russell rushed for a career-high 175 yards at Mississippi State to become the first Arkansas freshman to rush 175 yards since RB Darren McFadden (187) in 2005.
- Smith arrived in Fayetteville after spending the previous four years of his collegiate career at Memphis, where he had a breakout 2025 season with 669 rushing yards and seven touchdowns on 102 carries (6.6 ypc).

Career 100-Yard Rushing Games - Braylen Russell (1)

Date	*Attempts*	*Yards*	*Avg.*	*Touchdowns*	*Opponent*
10/26/24	16	175	10.9	0	Mississippi State

Career 100-Yard Rushing Games - Sutton Smith (4)

Date	*Attempts*	*Yards*	*Avg.*	*Touchdowns*	*Opponent*
9/20/25	12	147	12.3	1	Arkansas
9/2/23	18	115	6.4	2	Bethune-Cookman
9/13/25	18	113	6.3	2	Troy
11/15/25	7	109	15.6	2	East Carolina

CATCH CHRIS IF YOU CAN



- **WR Chris Marshall**, a Boise State transfer, is turning in a breakout year in the receiving game for the Hogs.
- The Missouri City, Texas, native is Arkansas' top pass catcher this season with 61 receptions for 867 yards and three touchdowns through his 10 games played.
- Marshall, who has recorded three 100-yard receiving games this season, currently ranks first among SEC pass catchers in receiving plays of 10-plus yards (39); second in receiving yards per game (86.7); third in first down receptions (40); fourth in receptions per game (6.1); and fifth in receiving yards (867).
- Marshall eclipsed 100 receiving yards in a game for the first time as a Razorback and the second time in his FBS career this season against #2 Georgia on Sept. 19, hauling in seven passes for a career-high 136 yards.
- Marshall made history in the Hogs' win against Tulsa on Sept. 26, logging his second 100-yard receiving game of the season with nine catches for a career-high 195 yards and a touchdown. His 195 receiving yards rank seventh in Arkansas' single-game top 10 list.
- In back-to-back week against Georgia on Sept. 19 and Tulsa on Sept. 26, Marshall had 331 receiving yards (136 vs. Georgia; 195 vs. Tulsa), good for fifth in the Hogs' top 10 list for receiving yards across consecutive games.
- Marshall's third 100-yard receiving game of the year, and second against a top 10 AP-ranked foe, came at #8 Texas on Nov. 21, finishing with 106 receiving yards and matching his season high in catches with nine. He is one of four FBS pass catchers tied for the national lead in 100-yard receiving games against top 10 AP-ranked foes.

Career 100-Yard Receiving Games (FBS) - Chris Marshall (4)

Date	*Receptions*	*Yards*	*Avg.*	*Touchdowns*	*Opponent*
11/21/26	9	106	11.8	0	Texas
9/26/26	9	195	21.7	1	Tulsa
9/19/26	7	136	19.4	0	Georgia
9/5/25	4	132	33.0	0	Eastern Washington

RAZORBACK NOTEBOOK

MARSHALL ON THE MOVE

• As a result of his breakout season, **WR Chris Marshall** is pushing his way into the Razorbacks' single-season record book in numerous categories. His 61 receptions are tied for eighth most in a season by an Arkansas pass catcher. He is 33 yards shy of the top 10 for receiving yards, and 133 yards shy of the 1,000-yard receiving club.

Receptions

1. 90 - Cobi Hamilton (1,335 yards, 5 TD), 2012
2. 78 - Andrew Armstrong (1,140 yards, 1 TD), 2024
T3. 66 - Treylon Burks (1,104 yards, 11 TD), 2021
T3. 66 - Jarius Wright (1,117 yards, 12 TD), 2011
5. 65 - Drew Morgan (739 yards, 3 TD), 2016
6. 63 - Drew Morgan (843 yards, 10 TD), 2015
7. 62 - J.J. Meadors (584 yards, 2 TD), 1995
T8. 61 - Chris Marshall (867 yards, 3 TD), 2026
T8. 61 - D.J. Williams (723 yards, 3 TD), 2008
10. 59 - Jadon Haselwood (702 yards, 3 TD), 2022

Receiving Yards

1. 1,335 - Cobi Hamilton (90 catches, 5 TD), 2012
2. 1,140 - Andrew Armstrong (78 catches, 1 TD), 2024
3. 1,117 - Jarius Wright (66 catches, 12 TD), 2011
4. 1,104 - Treylon Burks 66 catches, 11 TD), 2021
5. 1,004 - Anthony Lucas (43 catches, 10 TD), 1998
6. 986 - Mike Reppond (56 catches, 3 TD), 1971
7. 962 - Marcus Monk (50 catches, 11 TD), 2006
8. 907 - James Shibest (51 catches, 7 TD), 1984
9. 901 - Matt Landers (47 catches, 8 TD), 2022
10. 900 - George Wilson (50 catches, 6 TD), 2003

---

867 - Chris Marshall (61 catches, 3 TD), 2026

Receiving Yards in Consecutive Games

1. 465 - Cobi Hamilton (303 vs. Rutgers, 162 at Texas A&M), 2012
2. 367 - Derek Holloway (141 vs. North Carolina*, 196 vs. Tulsa), 1981
3. 357 - Jarius Wright (281 vs. Texas A&M, 76 vs. Auburn), 2011
4. 349 - Anthony Lucas (177 vs. Ole Miss, 172 at Tennessee), 1998
5. 331 - Chris Marshall (136 vs. Georgia, 195 vs. Tulsa), 2026
6. 329 - Marcus Monk (192 at South Carolina, 137 vs. Tennessee), 2006
7. 323 - Cobi Hamilton (146 vs. Ole Miss, 177 vs. Tulsa), 2012
T8. 317 - Cobi Hamilton (14 vs. Alabama, 303 vs. Rutgers), 2012
T8. 317 - Chuck Dicus (146 vs. Texas, 171 vs. Ole Miss**), 1969
T10. 308 - Treylon Burks (179 at Alabama, 129 vs. Missouri), 2021
T10. 308 - Mike Reppond (137 at Baylor, 171 vs. Texas), 1971

** 1981 Gator Bowl; * 1970 Sugar Bowl*

ANOTHER WIDEOUT FROM WARREN

• **WR Antonio Jordan** has emerged as a valuable option for QB KJ Jackson in the receiving game. The Warren, Ark., native is second on the Hogs in receptions (23), receiving yards (319), receiving yards per catch (13.9), receiving touchdowns (2) and receiving yards per game (31.9). Jordan recorded a career-high seven receptions for a career-high 106 yards against Missouri on Oct. 31 to become the fifth Arkansas pass catcher in history with a 100-yard receiving game against Missouri.

• Jordan follows a rich line of pass catchers from Warren High School in Warren, Ark., who have made their marks at Arkansas. From the trio of WR Jarius Wright, WR Greg Childs and TE Chris Gragg to first-round NFL Draft pick WR Treylon Burks, the Arkansas record book is dotted with the exploits of Warren products.

EXPLOSIVE OFFENSE

• The Razorback offense has been one of college football's most explosive, ranking top 20 nationally in plays of 10+ yards from scrimmage in four of the last six years.

• Arkansas finished ranked 14th nationally in plays of 10 or more yards from scrimmage with 212 total plays (128 passing + 84 rushing) during the 2025 campaign. In 2024, the Razorbacks finished ranked third nationally in plays of 10 or more yards from scrimmage with 246 total plays (154 passing + 92 rushing).

Plays of 10 or More Yards from Scrimmage - Arkansas

Season	*Total Plays of 10+ Yards*	*Passing Plays*	*Rushing Plays*	*National Rank*
2026	**148**	**109**	**39**	**63rd**
2025	212	128	84	14th
2024	246	154	92	3rd
2023	168	90	78	108th
2022	224	117	107	17th
2021	215	102	113	17th

500 YARDS AND BEYOND

• In 2025, Arkansas posted six games of 500 or more yards of total offense, its most in a season in program history. The Hogs opened the 2025 campaign by matching a program record with seven touchdown passes, powered by QB Taylen Green's six touchdown passes - most in a game by an Arkansas quarterback since 2015.

• Arkansas' best offensive output of last season came against Arkansas State, posting a season-high 630 yards of total offense (323 rushing + 309 passing). It marked just the fourth time in program history that the Razorbacks tallied 300 or more yards in both passing and rushing in a game, having also accomplished the feat against Mississippi State during the 2016 and 2024 seasons as well as against Ole Miss during the 2021 campaign.

Team Offense Records - Total Yards

Game

1. 859 - Pittsburg (Kan.) State (594 rush, 265 pass, 86 plays, 8 TD) - 1936
2. 713 - North Texas (446 rush, 267 pass, 80 plays, 8 TD) - 2007
3. 687 - UAPB (279 rush, 408 pass, 70 plays, 7 TD) - 2024
4. 684 - Nicholls (495 rush, 189 pass, 54 plays, 10 TD) - 2014
5. 681 - Kansas (394 rush, 287 pass, 81 plays, 7 TD) - 2022
6. 676 - at Ole Miss (350 rush, 326 pass, 93 plays, 7 TD) - 2021
7. 673 - at Mississippi State (359 rush, 314 pass, 66 plays, 6 TD) - 2024
8. 661 - at Mississippi State (357 rush, 304 pass, 67 plays, 8 TD) - 2016
9. 658 - at TCU (296 rush, 362 pass, 83 plays, 7 TD) - 1970
10. 650 - South Carolina (541 rush, 109 pass, 69 plays, 7 TD) - 2007

ACTIVE CAREER LEADERS

TACKLES

Rank	Player, Position, Class	Tackles
1.	^Ben Bogle, LB, 5th	219
2.	^Khmori House, DB, Jr.	186
3.	Miguel Mitchell, DB, 5th	159
4.	^Christian Harrison, DB, 5th	146
5.	^Phoenix Jackson, LB, 5th	135

TACKLES FOR LOSS

Rank	Player, Position, Class	TFL
1.	^Ben Bogle, LB, 5th	27.5
2.	Quincy Rhodes Jr., DL, Jr.	24.5
3.	^Ja'Quavion Smith, LB, Jr.	19.0
4.	David Oke, DL, 5th	14.0
5.	^Khmori House, DB, Jr.	12.0

SACKS

Rank	Player, Position, Class	Sacks
1.	Quincy Rhodes Jr., DL, Jr.	12.0
2.	^Ben Bogle, LB, 5th	11.5
3.	^Ja'Quavion Smith, LB, Jr.	7.5
4.	^Phoenix Jackson, LB, 5th	5.0
5.	^Steven Soles Jr., DL, Jr.	4.5

INTERCEPTIONS

Rank	Player, Position, Class	INT
1.	^Joker Johnson, DB, Sr.	7
2.	Miguel Mitchell, DB, 5th	5
3.	^Ben Bogle, LB, 5th	3
	^John Howse IV, DB, 5th	3
	^Phoenix Jackson, LB, 5th	3
	^Shelton Lewis, DB, Sr.	3
	^Kyeaure Magloire, DB, 5th	3
	^La'khi Roland, DB, Jr.	3

RUSHING YARDS

Rank	Player, Position, Class	Yards
1.	^Sutton Smith, RB, 5th	1,466
2.	Braylen Russell, RB, So.	884
3.	Cam Settles, RB, So.	457
4.	KJ Jackson, QB, Jr.	286
5.	^Jasper Parker, RB, So.	144

RECEPTIONS

Rank	Player, Position, Class	Receptions/Yards
1.	^Chris Marshall, WR, 5th	105/1,562
2.	^Donovan Faupel, WR, Sr.	83/948
3.	^Sutton Smith, RB, 5th	60/466
4.	^Jamari Hawkins, WR, 5th	49/773
5.	CJ Brown, WR, Jr.	46/531

^ new transfer for the 2026 season



THE RAZORBACK DAILY

The Razorback Daily is the official daily podcast of the Arkansas Razorbacks. Hosted by Quinn Grovey and Matt Zimmerman, it's the one-stop shop for everything fans need to know about the Hogs: the biggest stories, exclusive interviews and opinions on the most important news of the day. Find The Razorback Daily anywhere you get your podcasts, or visit **linktr.ee/razorbackdaily.**

RAZORBACK NOTEBOOK

NO-FLY ZONE



- Through 11 games this season, Arkansas' defense, led by **DB Joker Johnson**'s three interceptions and **DB Miguel Mitchell**'s two interceptions, has recorded eight interceptions - its most since 2024 (10).
- With multiple interceptions in back-to-back games against Tennessee on Oct. 10 and Vanderbilt on Oct. 17, Arkansas recorded multiple interceptions in consecutive SEC games for the first time since 2010.
- Since 2020, Arkansas has ranked in the top five nationally in interception return touchdowns twice, tying for first in 2023 (4) and second in 2020 (3).

ARKANSAS' OWN

- **DL Quincy Rhodes Jr.**, a native of North Little Rock, entered the 2026 campaign as one of the nation's top pass rushers after leading Arkansas in both tackles for loss (15.5) and sacks (8.0) last season.
- Rhodes, who had three multi-sack games during the 2025 campaign, finished tied for 11th on Arkansas' single-season tackles for loss list with 15.5. Through 40 career games played, he has recorded 23.0 tackles for loss.
- He recorded his first career multi-sack game last season against Arkansas State, finishing the game with 2.0 sacks. He tallied 2.0 sacks and 4.0 tackles for loss at Memphis, becoming the first Hog defender with 2.0 or more sacks and 4.0 or more tackles for loss in a game since DB Anthony "Juice" Leon accomplished the feat in 2010.
- Rhodes dominated against Mississippi State last season, tallying 4.5 tackles for loss with a sack to become the first Arkansas defender with 4.5 tackles for loss in a game since LB Desmond Sims in 2005. He was the first Razorback in program history to log multiple games of 4.0 or more tackles for loss in a season. His 4.5 tackles for loss were the most by an SEC defender in a game last season and finished tied for fourth-most nationally.

Single-Game Tackles for Loss - Arkansas

Rank	*Tackles for Loss*	*Player*	*Opponent*	*Season*
1.	5	Jermaine Brooks	Auburn	2001
	5	Henry Ford	Memphis	1993
	5	Mark Smith	Alabama	1993
	5	Wayne Martin	Ole Miss	1988
5.	**4.5**	**Quincy Rhodes Jr.**	**Mississippi State**	**2025**
	4.5	Desmond Sims	South Carolina	2005

- Rhodes, who has 12 sacks in 44 career games played, is 4.5 sacks shy of cracking Arkansas' career top 10.

Career Sacks - Arkansas

Rank	*Sacks*	*Player (Sack Yards)*	*Seasons*
1.	25.5	Wayne Martin	1985-88
2.	25	Henry Ford	1990-93
3.	23.5	Jake Bequette (165 yards)	2008-11
4.	21.5	Chris Smith (157 yards)	2010-13
5.	21	Steven Conley	1992-95
6.	19	Marcus Adair	1993-95
7.	18	Trey Flowers (178 yards)	2011-14
	18	Scott Long	1989-92
9.	17.5	Jamaal Anderson (128 yards)	2004-06
10.	16.5	Deatrich Wise Jr. (122 yards)	2012-16
--			
	12	**Quincy Rhodes Jr. (83 yards)**	**2023-pres.**

HOUSEHOLD NAME

- **DB Khmori House**, a transfer from North Carolina, earned All-ACC praise at linebacker last season. He has moved to the hybrid "Star" position for defensive coordinator Ron Roberts since arriving on campus.
- House is Arkansas' second-leading tacklers through 11 games with 70 total (39 solo). House leads the Hogs in tackles for loss (8.5) and is tied for second in sacks (2.0) to go with his three pass breakups. He recorded sacks in consecutive games for the first time in his career against North Alabama on Sept. 5 and #20 Utah on Sept. 12.

RAZORBACK NOTEBOOK

THE ROBERTS FILE

• **Ron Roberts** joins Ryan Silverfield's coaching staff and takes over the Arkansas defense after leading the Florida defense each of the last two seasons. Roberts brings over 30 years of coaching experience, including head coaching experience at the high school level, Division II level at Delta State and the FCS level at Southeastern Louisiana. He has served as a defensive coordinator at the Power 4 level since 2020 when he led Baylor's defense before taking over Auburn's defense in 2023.

• Roberts' first Florida defense in 2024 helped the Gators to a late-season rally to win the team's final four games with wins over LSU, Ole Miss, Florida State and Tulane in the Gasparilla Bowl. The Gators' defense finished the season ninth nationally in the red zone (.725), 11th in sacks per game (3.0) and fumbles recovered (11) and 13th with 25 turnovers gained. Florida forced at least one takeaway in 12 of the team's 13 games.

• The Gator defense improved in nearly every statistical category from 2023 to 2024, including sacks (+17), tackles for loss (+28), forced fumbles (+11), pass breakups (+12), interceptions (+11) and turnovers gained (+18).

• In Roberts' lone season at Auburn, the defense saw improvements and was among the best in the country and SEC. He guided Auburn to top 50 finishes in scoring defense, sacks, tackles for loss and total defense. The Tigers ranked in the top 25 in third-down defense and first downs allowed while ranking No. 1 in the SEC in red zone defense.

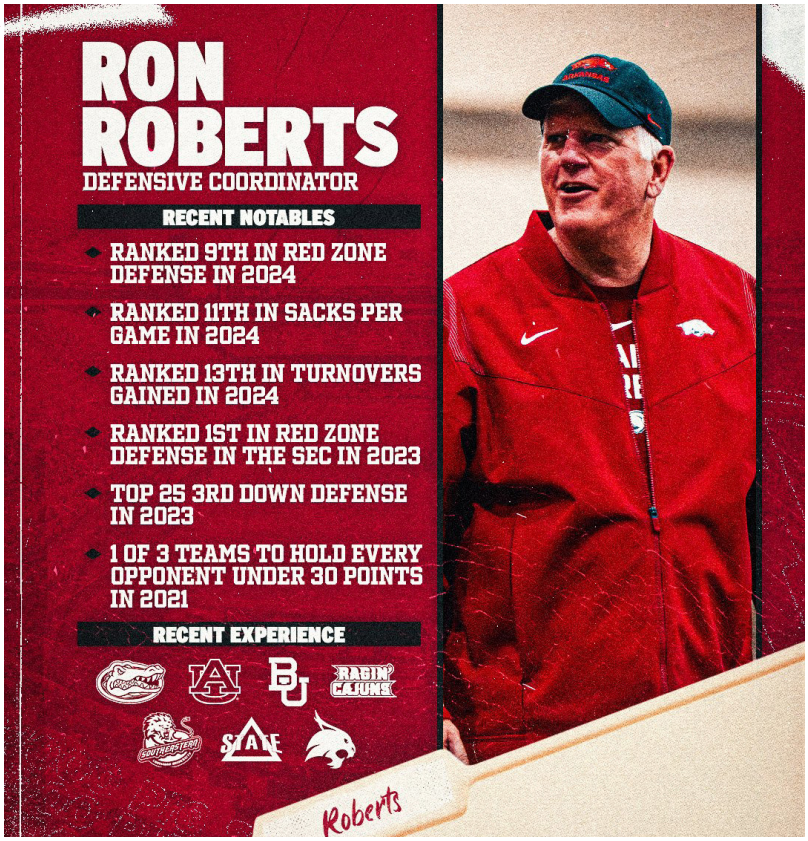

BIG BEN

• **LB Ben Bogle**, a transfer from West Virginia, has been a bright spot for the Razorback defense. The Ponte Verde, Fla., native is third on the Hogs in tackles with 63, including 2.5 tackles for loss and 1.0 sacks, through 11 games this season. Bogle has also logged an interception, a fumble recovery and a team-best four pass breakups.

• Bogle set a career high with 16 total tackles, including 0.5 tackles for loss, at Texas A&M on Oct. 3. His 16 stops were the most in a game by a Razorback since LB Drew Sanders tallied 16 tackles at Mississippi State in 2022. Bogle made his first career FBS start in Arkansas' win against Tulsa on Sept. 26 and had four tackles with a sack.

JOKE'S ON YOU

• **DB Joker Johnson**, who came to Arkansas from Tulane via the transfer portal, leads the Razorbacks with three interceptions, including two interception returns for touchdowns, this season. The Hammond, La., native has racked up 52 total tackles (32 solo), including 2.0 tackles for loss, with four pass breakups and a forced fumble.

• Johnson recorded his first interception return for a touchdown at Vanderbilt on Oct. 17 before turning in a monster performance against #17 South Carolina on Nov. 14 with a season high-tying eight total tackles, two interceptions, including his second interception return for a touchdown of the season, and a forced fumble. He became the second SEC defender since 1995 to record multiple interceptions, including an interception return for a touchdown, with a forced fumble in a game.

• With his two interception returns for touchdown this year, Johnson is the third Arkansas defender since 1956 to record multiple interception returns for touchdowns in a season. He joins LB David Dudley (2 INT returns for TD in 1985) and DB Orlando Waters (2 INT returns for TD in 1993) in the exclusive company.



HOGS+

HOGS+

Hogs+ is the official content network and membership community of the Arkansas Razorbacks, taking fans behind the scenes with their favorite teams, student-athletes and coaches. Members get access to exclusive content, interviews, features, documentaries, archived games and more premium video. Visit **HogsPlus.com.**

RAZORBACK NOTEBOOK

THE BIG 5-0

• Thirteen kickers in Arkansas football history have combined to successfully make 42 field goals of 50 or more yards. An Arkansas kicker has successfully converted a field goal of 50 or more yards in each of the last six seasons (2021-26).

Yards	*Player*	*Year*	*Opponent*
67	Steve Little	1977	Texas
61	Steve Little	1976	Tulsa
60	Bill McClard	1970	SMU
58	Kendall Trainor	1988	Miami
57	Steve Little	1977	Baylor
57	Steve Little	1976	Oklahoma State
56	Cam Little	2023	Ole Miss
55	**Max Gilbert**	**2026**	**Tennessee**
55	Matthew Shipley	2024	Ole Miss
55	Cam Little	2023	Alabama
55	Connor Limpert	2018	Vanderbilt
55	Kendall Trainor	1986	Tulsa
54	Connor Limpert	2019	Colorado State
54	Connor Limpert	2018	North Texas
54	Adam McFain	2016	Auburn
54	Zach Hocker	2013	Mississippi State
53	Scott Starzyk	2025	Alabama A&M
53	Zach Hocker	2013	Samford
53	Steve Little	1976	Oklahoma State
53	Bill McClard	1970	Wichita Statr
52	Cam Little	2023	Texas A&M
52	Steve Little	1977	Houston
52	Steve Little	1977	Rice
52	Bill McClard	1971	California
51	Scott Starzyk	2025	Texas
51	Matthew Shipley	2024	LSU
51	Kyle Ramsey	2024	UAB
51	Cam Little	2022	Mississippi State
51	Cam Little	2021	Mississippi State
51	Zach Hocker	2013	Ole Miss
51	Zach Hocker	2010	South Carolina
51	Kendall Trainor	1986	Houston
50	Cam Little	2023	Texas A&M
50	Cam Little	2022	Liberty
50	Zach Hocker	2011	Vanderbilt
50	Todd Wright	1992	LSU
50	Todd Wright	1990	Rice
50	Todd Wright	1990	Texas
50	Ish Ordonez	1980	Oklahoma State
50	Ish Ordonez	1979	Rice
50	Steve Little	1977	Texas Tech
50	Steve Little	1976	Texas

KICKIN' IT

• **K Steve Little** owns the most career 50 or more yard made field goals in program history with nine, including his program-record 67-yarder in 1977.

• In the modern era of college football, **K Cam Little** owns the most made field goals of 50 or more yards with seven. His four made field goals of 50 or more yards during the 2024 season were the most by an Arkansas kicker since 1977.

Player	*Career*	*50+ Yard Field Goals by Season(s)*			
Steve Little	9	1976 = 4	1977 = 5		
Cam Little	7	2021 = 1	2022 = 2	2023 = 4	
Zach Hocker	5	2010 = 1	2011 = 1	2012 = 0	2013 = 3
Connor Limpert	3	2018 = 2	2019 = 1		
Todd Wright	3	1990 = 2	1991 = 0	1992 = 1	
Kendall Trainor	3	1986 = 2	1987 = 0	1988 = 1	
Bill McClard	3	1970 = 2	1971 = 1		
Scott Starzyk	2	2025 = 2			
Matthew Shipley	2	2024 = 2			
Ish Ordonez	2	1979 = 1	1980=1		
Max Gilbert	**1**	**2026 = 1**			
Kyle Ramsey	1	2024 = 1			
Adam McFain	1	2016 = 1			



RAZORBACK NOTEBOOK



ALL-TIME TOP 10 CROWDS AT DWRRS

- The announced crowd of 75,111 for Arkansas' game against Notre Dame in 2025 was the 10th largest in Donald W. Reynolds Razorback Stadium history.
- Arkansas recorded three of its all-time top 10 crowds at Donald W. Reynolds Razorback Stadium during the 2024 campaign, doing so against UAB (75,021), against Tennessee (76,728) and against LSU (75,893).

All-Time Top 10 Crowds at Donald W. Reynolds Razorback Stadium

Rank	*Opponent*	*Date*	*Attendance*
1.	Alabama	Sept. 25, 2010	76,808
2.	Tennessee	Nov. 11, 2006	76,728
3.	USC	Sept. 2, 2006	76,564
4.	LSU	Oct. 19, 2024	75,893
5.	Texas	Sept. 11, 2004	75,671
6.	Alabama	Oct. 1, 2022	75,579
7.	Tennessee	Oct. 5, 2024	75,573
8.	Alabama	Oct. 8, 2016	75,459
9.	LSU	Nov. 12, 2016	75,156
10.	Notre Dame	Sept. 27, 2025	75,111

By Season

2024: 3 games | 2016: 2 games | 2006: 2 games | 2025: 1 game | 2010: 1 game | 2004: 1 game



THE LEGEND OF DARREN McFADDEN RUNS ON

- The legendary running back Darren McFadden became the first Arkansas Razorback to have his jersey number honored during the 2025 season. The retired numbers of Clyde Scott (No. 12) and Brandon Burlsworth (No. 77) join McFadden's No. 5 on display inside Donald W. Reynolds Razorback Stadium.
- A jersey patch emblazoned with his initials and signature silhouette will be worn on the front of the jerseys of the current players on the team wearing No. 5.
- McFadden – a two-time Doak Walker Award winner and Heisman Trophy runner-up – is widely regarded as one of the greatest players in program history after rushing for 4,590 yards and a school record 41 touchdowns in just three seasons before being selected fourth overall by the Oakland Raiders in the 2008 NFL Draft.
- After a freshman season in 2005 that saw him earn Freshman All-America honors, SEC Freshman of the Year and first-teAM All-SEC honors, McFadden won his first Doak Walker Award while finishing as the runner-up in the Heisman Trophy – both feats that had never been done before at Arkansas – as a sophomore in 2006. He was a consensus first-team All-American and the SEC Offensive Player of the Year. In 2007 season, he earned Walter Camp Player of the Year, Sporting News Player of the Year and his second consecutive Doak Walker Award while finishing as runner-up for the Heisman Trophy again and earning unanimous first-team All-America status.

HOG TRACKER

- **Arkansas**' 250 consecutive extra points made streak, which began on Dec. 5, 2020, is the longest such streak nationally based on date.

- **Arkansas** has scored in 69 consecutive games, which is the fourth-longest streak in program history and longest since a 73-game streak from Sept. 30, 1961 to Nov. 25, 1972. Arkansas has not been shutout since a loss at #2 Georgia in 2021.

- Since 2021, **Arkansas'** opponents have committed 89 pre-snap penalties in games played at Donald W. Reynolds Razorback Stadium, including 14 through six games this season.

- With its season-opening win against North Alabama on Sept. 5, **Arkansas** won its 23rd straight games against an FCS opponent dating back to a 38-0 win against Missouri State in 2000.

- **Arkansas** recorded multiple interceptions against Tennessee (2) on Oct. 10 and Vanderbilt (2) on Oct. 17, finishing with multiple interceptions in consecutive games against an SEC opponent for the first time since the 2010 season.

- **Arkansas**' 28-point win against #17 South Carolina on Nov. 14 marked its fourth-largest win against an AP-ranked team since the poll began in 1936: 1. #22 Alabama (1998): W, 42-6; 2. #1 Texas (1981): W, 42-11; 3. #8 Ole Miss (2014): W, 30-0; 4. #20 South Carolina (2026): W, 34-6.

- **Arkansas** allowed six points to #17 South Carolina, its fewest points allowed to a ranked opponent since shutting out #8 Ole Miss 30-0 on Nov. 22, 2014, in Fayetteville. The defense held the Gamecocks scoreless in the first half to record its third first-half shutout of the season, its most first-half shutouts in a year since 2024 (5).

- Seventeen (17) **ProHogs** were on an NFL active roster to begin the 2026 season, the program's most since 2023. Four (4) Hogs – DB Julian Neal, RB Mike Washington Jr., OL Fernando Carmona, QB Taylen Green – were selected in the 2026 NFL Draft, the program's most since 2016 when five (5) Razorbacks heard their names called in the draft.

SEC STANDINGS

Team	OVR	SEC	Home	Road	Strk
Georgia	10-1	8-1	5-1	4-0	W4
Alabama	9-2	6-2	5-1	4-1	W4
Tennessee	9-2	6-2	6-1	3-1	W3
Texas	9-2	6-2	6-1	3-0	W5
Oklahoma	7-4	5-3	4-2	2-2	W3
Florida	7-4	5-4	4-2	3-1	W2
Kentucky	7-4	5-4	4-2	3-2	L3
Auburn	7-4	4-4	4-2	2-2	W3
Ole Miss	7-4	4-4	5-1	1-3	W1
Missouri	7-4	4-4	5-1	2-3	W1
South Carolina	6-5	4-5	4-3	2-2	L2
LSU	6-5	3-5	5-2	1-3	L3
Mississippi State	5-6	2-7	3-4	2-2	W1
Arkansas	**4-7**	**3-6**	**3-3**	**1-4**	**L1**
Texas A&M	4-7	1-7	4-2	0-5	L4
Vanderbilt	4-7	1-7	3-3	1-4	L2

SEC SCHEDULE

Week 13 (All Times Central)

Friday, Nov. 27

Mississippi State at Ole Miss | 11 a.m. | ABC
Florida at Florida State | 2:30 p.m. | ABC
Texas at Texas A&M | 6:30 p.m. | ABC

Saturday, Nov. 28

Louisville at Kentucky | 11 a.m. | ESPN2
LSU at Arkansas | 11:45 a.m. | SEC Network
South Carolina at Clemson | 2 p.m. | ESPN2
Georgia Tech at Georgia | 2:30 p.m. | ABC
Oklahoma at Missouri | 3:15 p.m. | SEC Network
Tennessee at Vanderbilt | 6 p.m. | ESPN
Auburn at Alabama | 6:30 p.m. | ABC

HOGS IN THE POLLS

	AP	Coaches	CFP
Preseason	NR	NR	-
Week 1	NR	NR	-
Week 2	NR	NR	-
Week 3	NR	NR	-
Week 4	NR	NR	-
Week 5	NR	NR	-
Week 6	NR	NR	-
Week 7	NR	NR	-
Week 8	NR	NR	-
Week 9	NR	NR	-
Week 10	NR	NR	NR
Week 11	NR	NR	NR
Week 12	NR	NR	NR
Week 13	NR	NR	NR

RAZORBACK AWARDS & HONORS

BEN BOGLE • LB • 5TH

Recognition
- » PFF SEC Team of the Week (Week 11)

KOBE BRANHAM • OL • JR.

Preseason All-SEC
- » Phil Steele

MALACHI BRELAND • OL • SR.

Preseason All-SEC
- » Athlon

KAVION BROUSSARD • OL • JR.

Recognition
- » PFF SEC Team of the Week (Week 3)

KASH COURTNEY • OL • SO.

Recognition
- » SEC Offensive Lineman of the Week (Week 7)

MONTE HARRISON • WR • JR.

Watch Lists
- » Burlsworth Trophy

ADAM HAWKES • OL • JR.

Recognition
- » PFF SEC Team of the Week (Week 6)

KHMORI HOUSE • DB • JR.

Recognition
- » PFF SEC Team of the Week (Week 6)

KJ JACKSON • QB • JR.

Recognition
- » Manning Award Star of the Week (Week 7)

JOKER JOHNSON • DB • SR.

Recognition
- » PFF SEC Team of the Week (Week 1)
- » Crip Hall Homecoming Performance by a Senior Award
- » PFF National Team of the Week (Week 11)
- » PFF SEC Team of the Week (Week 11)

CARLON JONES • DL • JR.

Recognition
- » PFF SEC Team of the Week (Week 4)

SHELTON LEWIS • DB • SR.

Recognition
- » PFF SEC Team of the Week (Week 4)
- » PFF SEC Team of the Week (Week 8)

CHRIS MARSHALL • WR • SR

Recognition
- » PFF SEC Team of the Week (Week 4)
- » Earl Campbell Tyler Rose Award Honorable Mention (Week 4)

DAVID OKE • DL • 5TH

Watch Lists
- » Senior Bowl Top 300

JADEN PLATT • TE • SR.

Watch Lists
- » Allstate AFCA Good Works Team
- » Allstate Wuerffel Trophy
- » Earl Campbell Tyler Rose Award
- » John Mackey Award

QUINCY RHODES JR. • DL • SR.

Preseason All-SEC
- » Coaches
- » Media
- » Athlon Sports
- » Phil Steele

Watch Lists
- » Bednarik Award
- » Senior Bowl Top 300

Recognition
- » Bruce Feldman's Freaks List

GAVIN RUSH • P • SO

Recognition
- » Ray Guy Award's Ray's 8 List (Week 1)

JA'QUAVION SMITH • LB • JR

Recognition
- » PFF SEC Team of the Week (Week 11)

SUTTON SMITH • RB • 5TH

Watch Lists
- » Doak Walker Award
- » Paul Hornung Award

Recognition
- » William V. Campbell Trophy Semifinalist

EXTRA! EXTRA! READ ALL ABOUT IT!

- Media and fans are encouraged to follow @RazorbackComms, the official Twitter account of Razorback Communications. The account is operated by members of the school's communications staff.
- In-game stats, notes and other information will be shared in addition to a traditional postgame notes package, which is disseminated via email and archived at ArkansasRazorbacks.com.

MISCELLANEOUS OFFENSE STATS

GAMES WITH A RECEPTION

Player	2022	2023	2024	2025	2026	Career
Matt Adcock	--	0	4	9	2	15
CJ Brown	--	--	2	11	7	20
Ismael Cisse	--	0	8	--	8	16
Courtney Crutchfield	--	--	--	2	2	4
Donovan Faupel	--	5	2	10	10	27
Braeden Fuller	--	0	0	2	--	2
Monte Harrison	--	--	1	1	7	9
Jamari Hawkins	0	0	2	13	4	19
AJ Hill	--	--	--	0	1	1
Antonio Jordan	--	--	--	0	8	8
Ty Lockwood	--	0	1	2	7	10
Chris Marshall	3	5	2	10	10	30
Jasper Parker	--	--	--	0	1	1
Jaden Platt	--	2	0	11	7	20
Braylen Russell	--	--	3	3	6	12
Cam Settles	--	--	--	2	7	9
Sutton Smith	3	9	1	11	7	31
Jelani Watkins	--	--	0	1	3	4

5+ RECEPTIONS

Player	2022	2023	2024	2025	2026	Career
CJ Brown	--	--	0	1	0	1
Ismael Cisse	--	0	2	--	0	2
Donovan Faupel	--	0	0	6	0	6
Jamari Hawkins	0	0	0	2	0	2
Antonio Jordan	--	--	--	0	2	2
Chris Marshall	0	2	0	2	8	10
Cam Settles	--	--	--	0	1	1

20+ YARD RECEPTION

Player	2022	2023	2024	2025	2026	Career
Matt Adcock	--	0	1	0	0	1
CJ Brown	--	--	1	3	2	6
Ismael Cisse	--	0	3	--	3	6
Courtney Crutchfield	--	--	--	1	0	1
Donovan Faupel	--	0	1	5	3	9
Monte Harrison	--	--	0	1	2	3
Jamari Hawkins	0	0	0	7	3	10
Antonio Jordan	--	--	--	0	6	6
Ty Lockwood	--	0	0	0	2	2
Chris Marshall	0	4	0	6	12	22
Jasper Parker	--	--	--	0	1	1
Jaden Platt	--	0	0	4	0	4
Braylen Russell	--	--	0	0	1	1
Sutton Smith	1	2	0	1	1	5

40+ YARD RECEPTION

Player	2022	2023	2024	2025	2026	Career
Donovan Faupel	--	0	0	1	0	1
Jamari Hawkins	0	0	0	6	0	6
Ty Lockwood	--	0	0	0	1	1
Chris Marshall	0	1	0	2	3	6
Sutton Smith	0	1	0	1	0	2

100+ YARDS RECEIVING

Player	2022	2023	2024	2025	2026	Career
Jamari Hawkins	0	0	0	1	0	1
Antonio Jordan	--	--	--	0	1	1
Chris Marshall	0	2	0	1	3	6

GAMES WITH A RECEIVING TD

Player	2022	2023	2024	2025	2026	Career
Matt Adcock	--	0	0	3	1	4
CJ Brown	--	--	0	2	0	2
Ismael Cisse	--	0	2	--	2	4
Donovan Faupel	--	0	1	5	0	6
Jamari Hawkins	0	0	0	2	0	2
Antonio Jordan	--	--	--	0	2	2
Ty Lockwood	--	0	0	0	1	1
Chris Marshall	0	3	0	2	3	8
Jaden Platt	--	0	0	2	1	3
Sutton Smith	0	2	0	0	0	2

GAMES WITH MULTIPLE RECEIVING TDS

Player	2022	2023	2024	2025	2026	Career
CJ Brown	--	--	0	1	0	1
Donovan Faupel	--	0	0	2	0	2
Antonio Jordan	--	--	--	0	1	1
Chris Marshall	0	2	0	0	0	2

300+ YARDS PASSING

Player	2022	2023	2024	2025	2026	Career
Braeden Fuller	--	0	2	0	--	2
KJ Jackson	--	--	0	0	1	1

10+ YARD RUNS

Player	2022	2023	2024	2025	2026	Career
Ismael Cisse	--	1	--	0	0	1
Braeden Fuller	--	2	10	3	--	15
Jamari Hawkins	0	0	1	0	1	2
KJ Jackson	--	--	0	2	13	15
Jasper Parker	--	--	--	1	2	3
Braylen Russell	--	--	10	6	5	21
Cam Settles	--	--	--	0	7	7
Sutton Smith	1	6	0	8	6	21
Jelani Watkins	--	--	--	0	1	1

20+ YARD RUNS

Player	2022	2023	2024	2025	2026	Career
Braeden Fuller		0	4	0	--	4
Jamari Hawkins	0	0	0	0	1	1
KJ Jackson	--	--	0	0	2	2
Braylen Russell	--	--	2	3	1	6
Cam Settles	--	--	--	0	2	2
Sutton Smith	0	1	0	5	1	7

100+ YARDS RUSHING

Player	2022	2023	2024	2025	2026	Career
Braeden Fuller	--		2	0	--	2
Braylen Russell	--	--	1	0	0	1
Cam Settles	--	--	--	0	1	1
Sutton Smith	0	1	0	3	0	4

GAMES WITH A RUSHING TD

Player	2022	2023	2024	2025	2026	Career
Braeden Fuller	--	1	6	0	--	7
KJ Jackson	--	--	0	2	3	5
Jasper Parker	--	--	--	2	0	2
Braylen Russell	--	--	3	5	3	11
Cam Settles	--	--	--	0	1	1
Sutton Smith	2	1	0	6	2	11

GAMES WITH MULTIPLE RUSHING TDS

Player	2022	2023	2024	2025	2026	Career
Braeden Fuller	--	0	2	0	--	2
KJ Jackson	--	--	0	0	1	1
Cam Settles	--	--	--	0	1	1
Sutton Smith	0	1	0	1	0	2

MISC. OFFENSE STATS

CAREER 100-YARD RUSHING GAMES

Sutton Smith. • 5th • RB (4)
147 - Arkansas, 9/20/25
115 - Bethune-Cookman, 9/2/23
113 - at Troy, 9/13/25
109 - at East Carolina, 11/15/25

Braeden Fuller • 5th • QB (2)
187 - West Texas A&M, 11/16/24
146 - at Texas Permian Basin, 10/5/24

Cam Settles • So. • RB (1)
100 - at Auburn, 11/7/26

CAREER 100-YARD RECEIVING GAMES

Chris Marshall • 5th • WR (6)
195 - Tulsa, 9/26/26
162 - at Blinn College, 11/4/23
139 - at Tyler JC, 8/26/23
136 - Georgia, 9/19/26
132 - Eastern Washington, 9/5/25
106 - at Texas, 11/21/26

Jamari Hawkins • 5th • WR (1)
110 - Tulsa, 10/4/25

Antonio Jordan • So. • WR (1)
106 - Missouri, 10/31/26

CAREER 300-YARD PASSING GAMES

Braeden Fuller • 5th • QB (2)
332 - Texas A&M-Kingsville, 10/12/24
315 - at Western Oregon, 11/9/24

KJ Jackson • Jr • QB (1)
309 - Tulsa, 9/26/26

MISC. DEFENSE STATS

DOUBLE-DIGIT TACKLES

Player	2022	2023	2024	2025	2026	Career
Ben Bogle	0	0	1	0	1	2
Christian Harrison	0	0	0	3	0	3
Khmori House	--	--	0	1	1	2
Ja'Quavion Smith	--	--	0	0	1	1
Caleb Wooden	0	0	0	1	0	1

TEAM LEADER IN TACKLES (Ties included)

Player	2022	2023	2024	2025	2026	Career
Ben Bogle	0	0	0	0	3	3
Christian Harrison	0	0	0	0	1	1
Khmori House	--	--	0	7	3	10
Miguel Mitchell	--	0	0	1	1	2
Phoenix Jackson	0	1	0	0	0	1
Joker Johnson	--	0	0	0	1	1
Bradley Shaw	--	--	0	1	2	3
Ja'Quavion Smith	--	--	0	0	2	2
Caleb Wooden	0	0	0	1	0	1

GAMES WITH A SACK (Half sacks included)

Player	2022	2023	2024	2025	2026	Career
Brian Alston	--	0	0	5	0	5
Ben Bogle	0	2	3	2	1	8
Charlie Collins	--	--	0	0	2	2
Christian Harrison	0	0	1	0	0	1
Khmori House	--	--	0	1	2	3
John Howse	0	0	1	1	--	2
Phoenix Jackson	0	1	3	0	0	4
Carlon Jones	--	--	0	0	1	1
Miguel Mitchell	0	0	0	1	1	2
David Oke	1	0	1	0	1	3
Hunter Osborne	--	--	0	1	1	2
Quincey Rhodes Jr.	--	0	1	5	3	9
A. Sandel-Bascomb	--	--	0	3	0	3
Bradley Shaw	--	--	1	2	0	3
Ja'Quavion Smith	--	--	1	3	2	6
Steven Soles Jr.	--	--	1	3	0	4
Caleb Wooden	0	1	0	0	0	1

MULTIPLE SACKS (1.5 sacks or more)

Player	2022	2023	2024	2025	2026	Career
Ben Bogle	0	0	1	1	0	2
Phoenix Jackson	0	0	1	0	0	1
Carlon Jones	--	--	0	0	1	1
Quincy Rhodes, Jr.	--	0	0	3	0	3
Ja'Quavion Smith	--	--	0	2	0	2
Steven Soles Jr.	--	--	0	1	0	1

ARKANSAS 20+ YARD PLAYS

Yards	Type	Player(s)	Opponent
*68	INT	Joker Johnson	SC
65	RUN	Sutton Smith	AUB
58	FR	Quincy Rhodes Jr.	TENN
57	PR	Sutton Smith	UNA
50	PASS	KJ Jackson to Chris Marshall	TUL
46	RUN	Cam Settles	AUB
44	PASS	KJ Jackson to Chris Marshall	TUL
43	PASS	KJ Jackson to Ty Lockwood	AUB
40	PASS	KJ Jackson to Chris Marshall	UGA
37	PASS	KJ Jackson to Antonio Jordan	MIZ
37	PASS	KJ Jackson to Monte Harrison	VU
37	PASS	AJ Hill to Chris Marshall	UGA
32	PASS	KJ Jackson to Antonio Jordan	VU
31	PASS	KJ Jackson to Jamari Hawkins	VU
30	RUN	Braylen Russell	TAMU
29	PASS	KJ Jackson to Chris Marshall	AUB
29	PASS	KJ Jackson to Monte Harrison	TENN
28	PASS	KJ Jackson to Chris Marshall	TEX
*28	PASS	KJ Jackson to Antonio Jordan	SC
28	PASS	KJ Jackson to Chris Marshall	VU
28	PASS	KJ Jackson to Chris Marshall	TUL
27	RUN	Cam Settles	TENN
27	PASS	AJ Hill to Jamari Hawkins	UTAH
26	PASS	KJ Jackson to CJ Brown	TEX
*26	PASS	KJ Jackson to Chris Marshall	TAMU
25	KR	Jamari Hawkins	MIZ
*25	INT	Joker Johnson	VU
25	PASS	KJ Jackson to Jamari Hawkins	UGA
25	KR	Jamari Hawkins	UGA
24	PASS	KJ Jackson to Chris Marshall	UTAH
23	PASS	KJ Jackson to Braylen Russell	TEX
*23	PASS	KJ Jackson to Chris Marshall	SC
*23	PASS	KJ Jackson to Antonio Jordan	AUB
23	PASS	KJ Jackson to Donovan Faupel	UTAH
22	PASS	KJ Jackson to Antonio Jordan	SC
22	PASS	KJ Jackson to Donovan Faupel	MIZ
22	PASS	KJ Jackson to Ismael Cisse	MIZ
22	RUN	Jamari Hawkins	TENN
22	PASS	KJ Jackson to Donovan Faupel	UGA
21	KR	Cam Settles	TEX
21	PASS	KJ Jackson to CJ Brown	PASS
*21	PASS	AJ Hill to Ismael Cisse	UTAH
21	PASS	KJ Jackson to Sutton Smith	UNA
21	PASS	KJ Jackson to Jasper Parker	UNA
20	PASS	KJ Jackson to Antonio Jordan	MIZ
20	RUN	KJ Jackson	VU
20	PASS	KJ Jackson to Ty Lockwood	TENN
*20	PASS	KJ Jackson to Chris Marshall	TUL
20	RUN	KJ Jackson	TUL
*20	PASS	KJ Jackson to Ismael Cisse	UNA
20	PR	Sutton Smith	UNA

* touchdown scored on play

HEAD COACH RYAN SILVERFIELD

• Led Memphis to double-digit win seasons in 2023 (10) and 2024 (11).
• Clinched bowl eligibility in each of his six full seasons as head coach at Memphis and recorded bowl wins in 2020, 2022, 2023 and 2024.
• Posted a 5-2 record against active SEC head coaches while at Memphis.



Ryan Silverfield, one of the nation's winningest coaches over the last three seasons, is in his first season as head coach at Arkansas. Named the 35th head coach of the Razorbacks, Silverfield has been one of the most successful head coaches in the country since taking over the Memphis program in December 2019, going 50-25, including a pair of double-digit win seasons in 2023 (10) and 2024 (11), while earning bowl eligibility in all six years.

With eight wins in 2025, Memphis posted 29 victories over the last three seasons to be among the nation's top 15 programs in wins. His final Tigers team also extended the program's streak to 12 straight bowl appearances – the longest streak among non-Power 4 programs in the nation. The 2025 Tigers featured an explosive offense once again, finishing the regular season No. 19 in the FBS averaging 34.6 points per game to mark the fourth consecutive season a Memphis team has ranked inside the top 25 for points per game at the end of a season. All six of Silverfield's Memphis teams averaged 30 or more points per game. The Tigers were one of just five schools nationally to rank in the top 20 in scoring in each of the past three seasons, joining Notre Dame, Oregon, Ole Miss and Texas State.

After more than 18 years of coaching experience at the high school, college and NFL levels, Silverfield joined the Memphis staff in 2016 as the team's offensive line coach and quickly began his ascension on the Tigers' staff earning a promotion to Run Game Coordinator in 2017 before being named Assistant Head Coach in 2018 and Deputy Head Coach in 2019. Prior to Memphis, Silverfield split the 2015 season at Arizona State as a senior offensive analyst and with the NFL's Detroit Lions as an assistant offensive line coach – his second coaching stiny in the NFL. He helped a 2-7 Lions team finish 5-2 over the final two months of the season behind a revamped offensive line that allowed QB Matthew Stafford to throw 17 touchdowns with only one interception during that seven-game stretch.

In 2014, as an offensive consultant, he helped Toledo to a 9-4 mark and a 7-1 record in the Mid-America Conference to win the West division. The nine wins for the Rockets were the team's most since 2001, capped off by a GoDaddy.com Bowl win over Arkansas State. Silverfield's work with the offensive line helped pave the way for one of the best offenses in school history as the Rockets set school records for total offense, total rushing yardage and first downs per game while also ranking among the program's top five in points per game (2nd), touchdowns scored (3rd) and rushing touchdowns (3rd). The offense led the MAC in scoring offense, total offense, rushing offense and first downs with RB Kareem Hunt leading the league in rushing (1,631 yards) and leading FBS in yards per carry (8.0).

Silverfield spent six seasons with the Minnesota Vikings (2008-13) working with both the offensive and defensive lines. During his time in Minneapolis, the Vikings won a pair of NFC North Division titles with three playoff appearances, including the 2009 NFC Championship game. He worked with an offensive line that blocked for NFL MVP Adrian Peterson in 2012 as Peterson ran for a league-best 2,097 yards.

Silverfield and his wife, Katie, have twin daughters, Adeline and Cecilia. *Silverfield's full bio can be found on ArkansasRazorbacks.com.*

COACHING HISTORY

2026-pres.	**Arkansas**	Head Coach
2019-25	**Memphis**	Head Coach
2019	**Memphis**	Deputy Head Coach/Run Game Coordinator/Offensive Line
2018	**Memphis**	Assistant Head Coach/Run Game Coordinator/Offensive Line
2017	**Memphis**	Run Game Coord./Offensive Line
2016	**Memphis**	Offensive Line
2015	**Detroit Lions**	Assistant Offensive Line
2015	**Arizona State**	Senior Offensive Analyst
2014	**Toledo**	Offensive Consultant
2011-13	**Minnesota Vikings**	Assistant Offensive Line
2008-10	**Minnesota Vikings**	Off. Quality Control/DL Assistant
2007	**UCF**	Graduate Assistant (Defense)
2006	**UCF**	Graduate Assistant (Offense)
2005	**Jacksonville**	Quarterbacks
2004	**Memorial Day HS**	Head Coach
2003	**Hampden-Sydney**	Tight Ends, H-Backs
2001-02	**Hampden-Sydney**	Defensive Line
2000	**Hampden-Sydney**	Offensive Assistant
1999	**The Bolles School**	Assistant Coach

SILVERFIELD'S COLLEGIATE HEAD COACHING CAREER

Year	Team	Overall	Conference	Standings	Bowl/Playoffs	Coaches#	AP^
2019	Memphis	0-1	0-0		**L**, Cotton Bowl	17	17
2020	Memphis	8-3	5-3	T - 3rd	**W**, Montgomery Bowl		
2021	Memphis	6-6	3-5	T - 7th	**NC**, Hawaii Bowl		
2022	Memphis	7-6	3-5	T - 8th	**W**, First Responder Bowl		
2023	Memphis	10-3	6-2	4th	**W**, Liberty Bowl		
2024	Memphis	11-2	6-2	T - 3rd	**W**, Frisco Bowl	23	24
2025	Memphis	8-4	4-4	T - 6th	Gasprilla Bowl&		
2026	Arkansas	4-7	2-6	--	--		
TOTAL	**7 Seasons**	**54-32**	**29-27**				

#- Rankings from final Coaches Poll | ^- Rankings from final Associated Press Poll | & - Left Memphis for Arkansas job prior to bowl game | NC - (No Contest) Canceled

2026 GAME-BY-GAME BREAKDOWN

GAME	FINAL SCORE	SCORE BY QUARTER 1	2	3	4	OT	FIRST DOWNS RU	PA	PN	TOT	RUSHING ATT	YDS	TD	PASSING C-A-I	YDS	TD	OFFENSE ATT	YDS	PUNTING NO-NET AVG	FUMBLES NO-LOST	PENALTY NO-YDS	THIRD DOWNS	TOTAL TOP
North Ala.	14	7	0	7	7		1	3	3	7	20	40	2	12-24-0	113	0	44	153	9-374-37.3	1-1	9-79	1-10	18:35
Arkansas	31	7	7	7	10		12	14	3	29	49	148	1	24-35-1	267	3	84	415	3-144-48.0	2-2	8-74	10-17	41:25
Utah	43	7	22	7	7		10	12	2	24	34	141	4	20-28-1	301	2	62	442	2-99-49.5	2-0	7-50	5-8	28:03
Arkansas	10	3	0	0	7		5	14	2	21	28	61	0	22-48-1	244	1	76	305	4-158-39.5	0-0	7-56	7-17	31:57
Georgia	45	7	14	10	14		13	7	3	23	42	254	4	17-21-0	210	2	63	464	2-87-43.5	0-0	4-41	7-11	35:40
Arkansas	17	0	3	0	14		3	13	2	18	20	17	1	29-42-0	283	1	62	300	5-183-36.6	1-1	7-42	4-11	24:20
Tulsa	6	0	0	6	0		2	9	1	12	23	65	1	20-32-0	176	0	55	241	7-331-44.4	2-2	9-63	5-14	22:29
Arkansas	34	10	6	7	11		10	12	2	24	43	132	2	24-36-1	309	1	79	441	3-126-42.0	0-0	2-30	8-17	37:31
Texas A&M	34	14	10	7	3		15	5	3	23	49	231	4	13-19-0	170	0	68	401	2-84-42.0	0-0	7-70	9-16	38:08
Arkansas	7	7	0	0	0		4	7	3	14	22	103	0	13-25-1	111	1	47	214	3-132-44.0	0-0	7-40	3-10	21:52
Tennessee	24	0	7	14	3		9	9	2	20	35	167	2	18-29-2	247	1	64	414	4-190-47.5	2-1	6-54	4-13	27:56
Arkansas	17	0	0	14	3		6	8	1	15	34	133	1	15-27-0	155	1	61	288	8-322-40.3	2-1	7-63	2-12	32:04
Vanderbilt	21	7	7	7	0		8	12	0	20	41	187	3	19-31-2	274	1	60	390	5-215-43.0	1-0	5-35	5-11	26:13
Arkansas	31	0	14	14	3		12	11	1	24	29	116	2	21-31-0	251	2	72	438	5-189-378	0-0	5-64	8-16	33:47
Missouri	34	10	3	14	7		11	8	3	22	35	211	1	20-31-0	179	2	66	390	2-60-30.0	1-1	9-80	6-13	31:45
Arkansas	10	0	7	0	3		8	9	1	18	36	59	1	20-34-1	229	0	70	288	2-91-45.5	4-3	7-85	8-17	28:15
Auburn	26	0	3	6	17		10	10	1	21	40	172	1	23-34-0	180	2	74	363	6-268-44.8	1-0	6-50	4-15	26:44
Arkansas	23	3	7	3	10		9	10	1	20	44	183	1	14-30-1	180	1	74	352	3-125-41.7	2-1	4-25	8-18	33:16
South Carolina	6	0	0	6	0		7	10	2	19	30	98	1	24-43-3	271	0	73	369	3-136-45.3	3-1	12-91	8-17	27:14
Arkansas	34	0	17	7	10		10	8	3	21	46	167	1	15-24-0	188	2	70	355	5-169-33.8	0-0	7-65	5-16	32:46
Texas	45	14	17	7	7		6	14	1	21	30	116	3	24-28-0	332	2	58	448	2-95-47.5	0-0	4-26	6-11	28:39
Arkansas	3	3	0	0	0		7	12	1	20	33	110	0	21-38-2	253	0	71	363	2-77-38.5	1-0	4-49	3-14	31:21
LSU																							
Arkansas																							

AP POLL

As of Nov. 22, 2026

Rank	Team	Record	Points	Previous
1	Georgia (56)	10-1	1,711	1
2	Utah (12)	11-0	1,662	2
3	Notre Dame (1)	10-1	1,591	3
4	Miami (FL)	10-1	1,491	5
5	Texas	9-2	1,392	8
6	Alabama	9-2	1,352	7
7	Tennessee	9-2	1,317	9
8	Wake Forest	10-1	1,264	11
9	Texas Tech	10-1	1,166	10
10	UCLA	10-1	1,156	4
11	BYU	9-2	1,030	12
12	Indiana	9-2	958	6
13	Iowa	9-2	912	16
14	Oregon	8-3	865	18
15	USC	8-3	699	18
16	Arizona	8-3	665	22
17	Houston	8-3	570	14
18	Louisville	8-3	565	NR
19	Oklahoma	7-4	341	NR
20	Florida	7-4	310	23
21	Liberty	10-1	294	NR
22	Boise State	9-2	207	17
23	Ole Miss	7-4	200	19
24	Missouri	7-4	125	NR
25	Ohio State	7-4	112	21

Others receiving votes: New Mexico 95, Nebraska 90, UTSA 75, Kentucky 62, Washington 39, Louisiana Tech 31, North Dakota State 25, Toledo 22, Oklahoma State 12, Auburn 10, Air Force 7, Duke 2

USA TODAY COACHES POLL

As of Nov. 22, 2026

Rank	Team	Record	Points	Previous
1	Georgia (60)	10-1	1,811	1
2	Utah (12)	11-0	1,755	2
3	Notre Dame (1)	10-1	1,668	3
4	Miami (FL)	10-1	1,569	6
5	Alabama	9-2	1,465	7
6	Texas	9-2	1,444	8
7	Tennessee	9-2	1,345	9
8	Wake Forest	10-1	1,320	10
9	Texas Tech	10-1	1,230	11
10	UCLA	10-1	1,211	4
11	BYU	9-2	1,094	12
12	Indiana	9-2	1,058	5
13	Iowa	9-2	993	13
14	Oregon	8-3	905	14
15	USC	8-3	720	19
16	Arizona	8-3	659	20
17	Houston	8-3	571	21
18	Louisville	8-3	564	22
19	Ole Miss	7-4	485	16
20	Florida	7-4	294	25
21	Boise State	9-2	230	15
22	Oklahoma	7-4	207	NR
23	Missouri	7-4	187	NR
24	Liberty	10-1	171	NR
25	Kentucky	7-4	155	18

Others receiving votes: Ohio State 153; UTSA 84; New Mexico 78; Nebraska 71; Washington 68; Louisiana Tech 35; Air Force 33; Duke 22; Oklahoma State 19; Auburn 12; Clemson 11; North Dakota State 8; Wisconsin 4; Toledo 4; SMU 4; LSU 4; Illinois 2; Minnesota 1; Memphis 1;

2026 GAME-BY-GAME LEADERS

Opponent	Rushes	Rush Yards	Catches	Receiving Yards	Tackles	Tackles For Loss	Sacks
North Alabama	17, Braylen Russell	49, Braylen Russell	7, Chris Marshall	79, Chris Marshall	4, Miguel Mitchell	2.0, Khmori House	1.0, House,Collins
at Utah	7, Smith & Jackson	34, KJ Jackson	5, Chris Marshall	63, Chris Marshall	9, Bradley Shaw	1.0, Four Tied	1.0, Kmori House
Georgia	6, Sutton Smith	17, Sutton Smith	7, Chris Marshall	136, Chris Marshall	9, House & Bogle	2.0, Ja'Quavion Smith	1.0, Rhodes, Smith
Tulsa	13, KJ Jackson	40, Cam Settles	9, Chris Marshall	195, Chris Marshall	8, Harrison & Smith	1.0, Rhodes & Bogle	1.0, Rhodes & Bogle
at Texas A&M	7, Braylen Russell	41, Sutton Smith	7, Chris Marshall	76, Chris Marshall	16, Ben Bogle	1.0, House, Smith	N/A
Tennessee	11, Sutton Smith	50, Cam Settles	7, Chris Marshall	56, Chris Marshall	9, Ben Bogle	1.0, Rhodes & Johnson	1.0, Quincy Rhodes
at Vanderbilt	11, KJ Jackson	58, KJ Jackson	7, Antonio Jordan	74, Antonio Jordan	10, Ja'Quavion Smith	1.5 Rhodes	1.0 Miguell Mitchell
Missouri	13, KJ Jackson	38, Cam Settles	7, Antonio Jordan	106, Antonio Jordan	9, Bradley Shaw	1.0, Johnson & Harrison	N/A
at Auburn	16, Cam Settles	100, Cam Settles	5, Chris Marshall	65, Chris Marshall	9, Khmori House	2.0, Mitchell & House	1.0, Carlon Jones
South Carolina	17, Cam Settles	64, Cam Settles	4, Marshall & Jordan	63, Chris Marshall	8, Joker Johnson	2.0, House & Smith	1.0, Ja'Quavion Smith
at Texas	14, Cam Settles	63, Cam Settles	9, Chris Marshall	106, Chris Marshall	9, Khmori House	1.0, 4 Tied	1.0, Hunter Osborne
LSU							

DEPTH **CHART**

OFFENSE

WR-X	**6**	**Chris Marshall**	**5th // 6-3 // 213**
	19	Antonio Jordan	So. // 6-6 // 228
-OR-	1	Courtney Crutchfield	Jr. // 6-2 // 187
WR-A	**9**	**Jamari Hawkins**	**5th // 5-10 // 188**
-OR-	**4**	**Ismael Cisse**	**Sr. // 6-0 // 198**
LT	**75**	**Kavion Broussard**	**Jr. // 6-6 // 312**
	79	Josiah Clemons	So. // 6-7 // 341
LG	**71**	**Malachi Breland**	**Sr. // 6-5 // 334**
	74	Terence Roberson Jr.	Jr. // 6-6 // 322
C	**52**	**Caden Kitler**	**5th // 6-3 // 303**
-OR-	**53**	**Kash Courtney**	**So. // 6-4 // 301**
RG	**50**	**Kobe Branham**	**Jr. // 6-5 // 336**
	73	Brooks Edmonson	5th // 6-4 // 313
RT	**64**	**Bryant Williams**	**5th // 6-7 // 335**
-OR-	**54**	**Adam Hawkes**	**Jr. // 6-6 // 306**
QB	**7**	**KJ Jackson**	**Jr. // 6-4 // 225**
	2	AJ Hill	So. // 6-4 // 232
RB	**5**	**Sutton Smith**	**5th // 5-9 // 196**
-OR-	**0**	**Braylen Russell**	**Jr. // 6-1 // 228**
-OR-	**27**	**Cam Settles**	**So. // 5-11 // 209**
TE	**83**	**Jaden Platt**	**Sr. // 6-5 // 255**
-OR-	**85**	**Ty Lockwood**	**Sr. // 6-4 // 246**
	32	Matt Adcock	Sr. // 6-3 // 238
WR-Z	**3**	**CJ Brown**	**Jr. // 6-1 // 195**
	8	Donovan Faupel	Sr. // 6-1 // 201
	11	Monte Harrison	Jr. // 6-3 // 222

DEFENSE

DE	**97**	**Quincy Rhodes Jr.**	**Sr. // 6-6 // 273**
	88	Xadavien Sims	Jr. // 6-3 // 308
	90	Caleb Bell	So. // 6-3 // 284
NT	**92**	**David Oke**	**5th // 6-2 // 298**
-OR-	**91**	**Carlon Jones**	**Jr. // 6-2 // 327**
	99	Danny Beale	Fr. // 6-5 // 347
DT	**0**	**Hunter Osborne**	**Sr. // 6-4 // 313**
	28	Trajen Odom	So. // 6-3 // 297
-OR-	55	Antonio Sandel-Bascomb	Sr. // 6-3 // 315
JACK	**35**	**Steven Soles**	**Jr. // 6-2 // 237**
	9	Charlie Collins	Jr. // 6-5 // 233
LB	**7**	**Bradley Shaw**	**Jr. // 6-1 // 229**
	44	Ben Bogle	5th // 6-1 // 226
-OR-	42	Jeremy Evans	5th // 6-1 // 229
LB	**25**	**Ja'Quavion Smith**	**Jr. // 6-1 // 229**
	8	Phoenix Jackson	5th // 6-0 // 221
-OR-	10	Wyatt Simmons	Jr. // 6-3 // 226
CB	**20**	**Joker Johnson**	**Sr. // 6-0 // 195**
	17	DJ Hairston	So. // 6-2 // 176
S	**24**	**Miguel Mitchell**	**5th // 6-1 // 219**
	14	Kyeaure Magloire	5th // 6-3 // 210
FS	**1**	**Christian Harrison**	**5th // 6-0 // 202**
	22	Tay Lockett	Fr. // 6-0 // 185
CB	**2**	**Shelton Lewis**	**Sr. // 5-11 / 190**
	4	La'khi Roland	Jr. // 6-2 // 195
STAR	**6**	**Khmori House**	**Jr. // 6-1 // 202**
	13	Carter Stoutmire	Sr. // 5-11 // 216

SPECIAL TEAMS

K	**30**	**Max Gilbert**	**Sr. // 6-0 // 201**
	39	Braeden McAllister	5th // 6-0 // 196
P	**37**	**Gavin Rush**	**So. // 6-3 // 209**
-OR-	**34**	**Jesse Ehrlich**	**5th // 6-2 // 200**
KO	**39**	**Braeden McAllister**	**5th // 6-0 // 196**
-OR-	**30**	**Max Gilbert**	**Sr. // 6-0 // 201**

LS	**51**	**Adam Johnston**	**Sr. // 6-0 // 225**
	59	Max Schmidly	Sr. // 6-3 // 217
H	**37**	**Gavin Rush**	**So. // 6-3 // 209**
	34	Jesse Ehrlich	5th // 6-2 // 200
KR	**9**	**Jamari Hawkins**	**5th // 5-10 // 188**
PR	**5**	**Sutton Smith**	**5th // 5-9 // 196**

GAME-BY-GAME OFFENSIVE STARTERS

Opponent	LT	LG	C	RG	RT	TE	TE/WR/RB	QB	RB	WR	WR
North Alabama	Broussard	Breland	Kitler	Branham	B. Williams	Platt	Cisse (WR)	KJ Jackson	S. Smith	Brown	Marshall
at Utah	Broussard	Breland	Kitler	Branham	B. Williams	Lockwood	Cisse (WR)	KJ Jackson	S. Smith	Brown	Marshall
Georgia	Broussard	Breland	Kitler	Branham	B. Williams	Lockwood	Cisse (WR)	KJ Jackson	S. Smith	Brown	Marshall
Tulsa	Broussard	Breland	Kitler	Branham	B. Williams	Lockwood	Cisse (WR)	KJ Jackson	Settles	Brown	Marshall
at Texas A&M	Broussard	Breland	Kitler	Branham	Hawkes	Lockwood	Cisse (WR)	KJ Jackson	S. Smith	Brown	Marshall
Tennessee	Broussard	Breland	Kitler	Branham	Hawkes	Platt	Cisse (WR)	KJ Jackson	Settles	Brown	Marshall
at Vanderbilt	Broussard	Breland	Courtney	Branham	Hawkes	Lockwood	Cisse (WR)	KJ Jackson	Russell	Brown	Marshall
Missouri	Broussard	Breland	Courtney	Branham	Hawkes	Lockwood	Hawkins (WR)	KJ Jackson	Settles	Brown	Jordan
at Auburn	Broussard	Breland	Courtney	Branham	Hawkes	Lockwood	Hawkins (WR)	KJ Jackson	Settles	Brown	Marshall
South Carolina	Broussard	Breland	Courtney	Branham	Hawkes	Lockwood	Cisse (WR)	KJ Jackson	S. Smith	Jordan	Marshall
at Texas	Broussard	Breland	Courtney	Branham	Hawkes	Lockwood	Cisse (WR)	KJ Jackson	Settles	Jordan	Marshall
LSU											

GAME-BY-GAME DEFENSIVE STARTERS

Opponent	DE	NT	DT	JACK	LB	LB	CB	S	S	CB	STAR	DIME
North Alabama	Sims	Oke	Osborne	Soles Jr.	Shaw	J. Smith	Lewis	C. Harrison	Mitchell	J. Johnson	House	--
at Utah	Rhodes Jr.	Oke	Osborne	Soles Jr.	Shaw	J. Smith	Lewis	C. Harrison	Mitchell	J. Johnson	House	--
Georgia	Rhodes Jr.	Oke	Osborne	Soles Jr.	Shaw	J. Smith	Lewis	C. Harrison	Mitchell	J. Johnson	House	--
Tulsa	Rhodes Jr.	Oke	Osborne	Soles Jr.	Bogle	J. Smith	Lewis	C. Harrison	Mitchell	J. Johnson	House	--
at Texas A&M	Rhodes Jr.	Oke	Osborne	Alston	Bogle	J. Smith	Lewis	C. Harrison	Mitchell	J. Johnson	House	--
Tennessee	Rhodes Jr.	Oke	Osborne	C. Jones (DL)	Bogle	J. Smith	Lewis	C. Harrison	--	J. Johnson	House	Bell (DL)
at Vanderbilt	Rhodes Jr.	C. Jones	Osborne	Soles Jr.	Shaw	J. Smith	Lewis	C. Harrison	Mitchell	J. Johnson	House	--
Missouri	Rhodes Jr.	C. Jones	Osborne	Soles Jr.	Shaw	J. Smith	Lewis	C. Harrison	Mitchell	J. Johnson	House	--
at Auburn	Sims	Beale III	Osborne	Soles Jr.	Shaw	J. Smith	Lewis	Green	Mitchell	J. Johnson	House	--
South Carolina	Rhodes Jr.	Beale III	Osborne	Collins	Shaw	J. Smith	Lewis	Green	Mitchell	J. Johnson	House	--
at Texas	Rhodes Jr.	Beale III	Osborne	Collins	Shaw	J. Smith	Lewis	C. Harrison	Mitchell	J. Johnson	House	--
LSU												

CAREER STARTS

OFFENSE	2026	2025	2024	2023	2022	2021	TOT	CONS
Malachi Breland, OL, Sr.	11	12	7	0	-	-	30	11
Caden Kitler, OL, 5th	6	11	11	0	0	-	28	-
Kobe Branham, OL, Jr.	11	11	1	-	-	-	23	11
CJ Brown, WR, Jr.	9	10	1	-	-	-	20	-
Bryant Williams, OL, 5th	4	11	3	0	0	-	18	-
Chris Marshall, WR, 5th	10	5	0	0	2	-	17	3
Jamari Hawkins, WR, 5th	2	11	1	0	0	-	14	-
Ismael Cisse, WR, Sr.	9	-	5	0	-	-	14	2
Jaden Platt, TE, Sr.	2	11	0	-	-	-	13	-
Sutton Smith, RB, 5th	5	4	1	2	1	-	13	-
Donovan Faupel, WR, Sr.	0	11	1	0	-	-	12	-
Braeden Fuller, QB, 5th	-	0	12	0	0	-	12	-
Kavion Broussard, OL, Jr.	11	1	-	-	-	-	12	12
KJ Jackson, QB, Jr.	11	1	-	-	-	-	12	12
Ty Lockwood, TE, Sr.	9	0	0	0	-	-	9	5
Adam Hawkes, OL, Jr.	7	2	0	-	-	-	9	7
Matt Adcock, TE, Sr.	0	7	0	0	-	-	7	-
Kash Courtney, OL, So.	5	1	-	-	-	-	6	5
Cam Settles, RB, So.	5	0	-	-	-	-	5	1
Braylen Russell, RB, Jr.	1	1	2	-	-	-	4	-
Antonio Jordan, WR, So.	3	0	-	-	-	-	3	2
Maddox Lassiter, TE, Sr.	-	1	1	-	-	-	2	-
Brooks Edmonson, OL, 5th	0	0	1	-	-	-	1	-

DEFENSE	2026	2025	2024	2023	2022	2021	TOT	CONS
Khmori House, DB, Jr.	11	12	5	-	-	-	28	23
Christian Harrison, DB, 5th	9	12	4	0	0	-	25	1
Joker Johnson, DB, Sr.	11	14	0	0	-	-	25	25
David Oke, DL, 5th	6	0	13	1	4	-	24	-
Miguel Mitchell, DB, 5th	10	3	2	8	1	-	24	5
Ja'Quavion Smith, LB, Jr.	11	11	0	-	-	-	22	11
Quincy Rhodes Jr., DL, Sr.	9	11	1	0	-	-	21	2
Breylan Green, DB, 5th	2	5	10	3	0	-	20	-
Caleb Wooden, DB, 5th	0	11	6	2	1	-	19	-
Shelton Lewis, DB, Sr.	11	0	4	2	-	-	17	11
John Howse IV, DB, 5th	-	4	11	1	0	0	16	-
Bradley Shaw, LB, Jr.	8	7	0	-	-	-	15	5
Ben Bogle, LB, 5th	3	0	10	1	0	-	14	-
Hunter Osborne, DL, Sr.	11	0	0	0	-	-	11	11
La'khi Roland, DB, Jr.	0	6	4	-	-	-	10	-
Carter Stoutmire, DB, Sr.	0	5	4	1	-	-	10	-
Steven Soles Jr., LB, Jr.	7	0	0	-	-	-	7	-
Charlie Collins, DL, Jr.	2	3	0	-	-	-	5	2
Kyeaure Magloire, DB, 5th	0	2	2	1	0	-	5	-
DJ Hairston, DB, So.	0	4	-	-	-	-	4	-
Carlon Jones, DL, Jr.	3	0	0	-	-	-	3	-
Danny Beale III, DL, Fr.	3	-	-	-	-	-	3	3
Xaxavian Sims, DL, Jr.	2	0	0	-	-	-	2	-
Braydon Lee, DB, Jr.	0	2	0	-	-	-	2	-
Brian Alston, DL, Sr.	1	1	0	0	-	-	2	-
Jeremy Evans, LB, 5th	0	0	0	1	0	-	1	-
Phoenix Jackson, LB, 5th	0	1	0	0	0	0	1	-
Caleb Bell, DL, So.	1	0	-	-	-	-	1	-

EXPERIENCE ANALYSIS

The chart to the right shows Arkansas' offensive and defensive starting lineups since 2008 with numbers representing total starts by classes and percentages of total starts for the entire season.

Season	G	5th	SR	JR	SO	FR	UpperCI%
2026	11 (4-7)	57 (23.6%)	74 (30.7%)	94 (38.8%)	14 (5.8%)	3 (1.2%)	225 (93.0%)
2025	12 (2-10)	--	161 (61.0%)	38 (14.4%)	50 (18.9%)	15 (5.7%)	199 (75.4%)
2024	13 (7-6)	--	126 (44.1%)	82 (28.7%)	73 (25.5%)	5 (0.2%)	208 (72.3%)
2023	12 (4-8)	--	134 (50.8%)	67 (25.4%)	34 (12.9%)	29 (11.0%)	201 (76.1%)
2022	13 (7-6)	--	122 (42.7%)	117 (40.9%)	38 (13.3%)	9 (3.1%)	239 (83.6%)
2021	13 (9-4)	--	159 (55.6%)	58 (20.3%)	66 (23.1%)	3 (0.1%)	217 (75.9%)
2020	10 (3-7)	--	70 (31.8%)	50 (22.7%)	45 (20.5%)	55 (25.0%)	120 (54.6%)
2019	12 (2-10)	--	77 (29.2%)	55 (20.8%)	73 (27.7%)	59 (22.4%)	132 (50.0%)
2018	12 (2-10)	--	103 (39.2%)	86 (32.7%)	44 (16.7%)	30 (11.4%)	189 (71.2%)
2017	12 (4-8)	--	66 (25.0%)	108 (40.1%)	65 (24.6%)	25 (9.5%)	174 (65.9%)
2016	13 (7-6)	--	114 (39.9%)	82 (28.7%)	70 (24.5%)	20 (6.9%)	196 (68.5%)
2015	13 (8-5)	--	67 (23.4%)	143 (50.0%)	58 (20.3%)	18 (6.3%)	210 (73.4%)
2014	13 (7-6)	--	92 (32.2%)	72 (25.2%)	89 (31.1%)	33 (11.5%)	164 (57.3%)
2013	12 (3-9)	--	107 (40.5%)	59 (22.3%)	57 (21.6%)	41 (15.5%)	166 (66.7%)
2012	12 (4-8)	--	99 (37.5%)	87 (33.0%)	31 (11.7%)	46 (17.4%)	186 (70.5%)
2011	13 (11-2)	--	110 (38.5%)	97 (33.9%)	65 (22.7%)	14 (4.9%)	207 (72.4%)
2010	13 (10-3)	--	102 (35.7%)	107 (37.4%)	44 (15.4%)	33 (11.5%)	209 (73.1%)
2009	13 (8-5)	--	74 (25.9%)	83 (29.0%)	115 (40.2%)	14 (4.9%)	157 (54.9%)
2008	12 (5-7)	--	58 (22.0%)	64 (24.2%)	65 (24.6%)	77 (29.2%)	112 (46.2%)

GAME-BY-GAME OFFENSIVE LINE SNAPS

Player	Total	UNA	UTAH	UGA	TUL	TAMU	TENN	VU	MIZ	AUB	SC	TEX	LSU
Malachi Breland	800	89	81	65	82	48	64	76	73	76	75	74	
Kobe Branham	791	89	75	65	82	48	64	76	73	70	75	74	
Kavion Broussard	767	89	81	56	82	48	64	72	73	76	75	51	
Adam Hawkes	507	-	10	0	29	43	64	76	60	76	75	74	
Kash Courtney	417	-	6	-	4	0	33	76	73	76	75	74	
Caden Kitler	386	89	75	65	78	48	31	-	-	-	-	-	
Bryant Williams	304	89	71	65	53	5	-	6	14	1	-	-	
Josiah Clemons	36	-	-	9	-	-	-	-	2	2	0	23	
Brooks Edmonson	15	-	6	0	0	0	0	0	0	9	0	0	

according to Pro Football Focus

NEED TO KNOW INFO

Opponent	Captains	Length	Coin Toss	Kick/Receive	Helmet/Jersey/Pants	Attendance	1st Poss.	Opp. 1st Poss.	Result
North Alabama	KJ Jackson, Kitler, Shaw	3:19	UNA	REC	Cardinal/Cardinal/White	69,178	PUNT	PUNT	W, 31-14
at Utah	KJ Jackson, Kitler, Shaw	3:26	UTAH	REC	White/White/White	51,532	FG	TD	L, 43-10
Georgia	KJ Jackson, Kitler, Shaw	3:17	UGA	REC	Cardinal/Cardinal/White	66,123	DOWNS	TD	L, 45-17
Tulsa	KJ Jackson, Kitler, Shaw	3:06	TULSA	REC	Cardinal/Cardinal/White	72,890	FG	PUNT	W, 34-6
at Texas A&M	KJ Jackson, Kitler, Shaw	3:05	ARK	REC	Cardinal/White/White	108,657	INT	TD	L, 34-7
Tennessee	KJ Jackson, Kitler, Shaw	3:10	TENN	REC	Cardinal/Cardinal/White	69,038	FUM	FGA	L, 24-17
at Vanderbilt	KJ Jackson, Kitler, Shaw	3:19	ARK	KICK	Cardinal/White/White	35,000	PUNT	PUNT	W, 31-21
Missouri	KJ Jackson, Kitler, Shaw	3:13	MIZ	REC	Cardinal/Cardinal/Cardinal	65,117	PUNT	PUNT	L, 34-10
at Auburn	KJ Jackson, Kitler, Shaw	3:37	ARK	KICK	Cardinal/White/White	88,043	FGA	DOWNS	L, 26-23
South Carolina	KJ Jackson, Kitler, Shaw	3:25	SC	KICK	Cardinal/Cardinal/White	63,334	PUNT	PUNT	W, 34-6
at Texas	KJ Jackson, Kitler, Shaw	3:16	ARK	REC	Cardinal/White/White	103,508	PUNT	TD	L, 45-3
LSU									

THE LAST TIME ARKANSAS . . .

RUSHING

Had 500+ yards rushing ..... vs. South Carolina, 2007 (542)
Had 400+ yards rushing: ..... at Texas Tech, 2014 (438)
Had 400+ yards rushing in consecutive games ..... at Texas Tech, 2014 (438)
..... vs. Nicholls, 2014 (495)
Had 300+ yards rushing: ..... vs. Arkansas State, 2025 (321)
Had 300+ yards rushing in consecutive games ..... at Texas Tech, 2014 (438)
..... vs. Nicholls, 2014 (495)
Had 300+ yards rushing in three consecutive games ..... at Alabama, 2007 (301)
..... vs. Kentucky, 2007 (338)
..... vs. North Texas, 2007 (446)
Had 300+ yards rushing in four consecutive games ..... vs. Troy, 2007 (350)
..... at Alabama, 2007 (301)
..... vs. Kentucky, 2007 (338)
..... vs. North Texas, 2007 (446)
Had 250+ yards rushing: ..... vs. Texas A&M, 2025 (268)
Had 200+ yards rushing: ..... vs. Mississippi State, 2025 (239)
Had 200+ yards in consecutive games ..... at Tennessee (240), vs. Texas A&M (268), 2025
Had 70+ rushing attempts: ..... at Kentucky, 2003 (71)
Had 60+ rushing attempts: ..... at Texas Tech, 2014 (68)
Had 50+ rushing attempts: ..... at Auburn, 2024 (55)
Had 7+ rushing TDs: ..... vs. Arkansas-Pine Bluff, 2024 (8)
Had 6+ rushing TDs: ..... vs. UT Martin, 2015 (6)
Had 6+ rushing TDs in consecutive games ..... vs. Nicholls, 2014 (6)
..... at Texas Tech, 2014 (7)
Had 5+ rushing TDs: ..... vs. Kansas, 2022 (5)
Had 5+ rushing TDs in consecutive games ..... vs. Nicholls, 2014 (6)
..... at Texas Tech, 2014 (7)
Had 4+ rushing TDs: ..... vs. Arkansas State, 2025 (4)
Had 4+ rushing TDs in consecutive games ..... vs. Arkansas State (4), at Ole Miss, 2025 (4)
Had 3+ rushing TDs: ..... at Vanderbilt 2026 (3)
Had 3+ rushing TDs in consecutive games ..... vs. Louisiana Tech 2024 (3), at Missouri, 2024 (3)
Had 3+ rushing TDs in three straight games ..... vs. Arkansas Pine Bluff, 2024 (4)
..... at Oklahoma State, 2024 (3)
..... vs. UAB, 2024 (4)
Had 2+ players with 100 yards rushing: ..... vs. Arkansas State, 2025 (Green - 151, Washington - 116)
Had 3+ players with 100 yards rushing: ..... vs. North Texas, 2007 (McFadden - 138, Jones - 132, Barnett - 105)

PASSING

Had 500+ yards passing: ..... vs. Texas A&M, 2011 (510)
Had 400+ yards passing: ..... at Oklahoma State, 2024 (416)
Had 300+ yards passing: ..... vs. Tulsa, 2026 (309)
Had 200+ yards passing: ..... at Texas, 2026 (253)
Had 50+ pass attempts ..... vs. San Jose State, 2019 (50)
Had 40+ pass attempts: ..... vs. Georgia, 2026 (42)
Had 30+ pass attempts: ..... at Texas, 2026 (38)
Had 30+ pass completions: ..... vs. Mississippi State, 2015 (30)
Had 25+ pass completions: ..... vs. Georgia, 2026 (29)
Had 20+ pass completions: ..... at Texas, 2026 (21)
Had fewer than 10 pass completions ..... vs. Texas A&M, 2021 (9)
Had 7+ passing TDs: ..... vs. Alabama A&M, 2025 (7)
Had 6+ passing TDs: ..... vs. Mississippi State, 2015 (7)
Had 5+ passing TDs: ..... at Mississippi State, 2024 (5)
Had 4+ passing TDs: ..... vs. Arkansas State, 2025 (4)
Had 3+ passing TDs: ..... vs. North Alabama, 2026 (3)
Had 5+ passes intercepted ..... vs. San Jose State, 2019 (5)
Had 4+ passes intercepted: ..... vs. San Jose State, 2019 (5)
Had 3+ passes intercepted: ..... vs. Georgia, 2020 (3)

RECEIVING

Had two players with 100 yards receiving: ..... vs. Texas Tech, 2024 (James - 137, TeSlaa - 107)
Had 12+ different receivers catch a pass ..... at Vanderbilt, 2026 (12)
Had 10+ different receivers catch a pass ..... at Texas, 2026 (10)
Had 9+ different receivers catch a pass ..... at Ole Miss, 2025 (9)
Had 8+ different receivers catch a pass ..... at Auburn, 2026 (8)
Had multiple players catch 7+ passes in a game ..... vs. Mississippi State, 2015 (2)
(Morgan - 7 & Henry - 7)

COMBINATION OFFENSE

Had one 300-yard passer and one 100-yard rusher in a game: ..... at Ole Miss, 2025
(Taylen Green - 305 pass & Taylen Green - 115 rush)
Had one 300-yard passer and one 200-yard rusher in a game: ..... at Mississippi State, 2016
(Allen - 303 pass & Williams III - 205 rush)
Had one 100-yard receiver and one 100-yard rusher in a game: ..... vs. Texas A&M, 2025
..... (O'Mega Blake - 118 receiving & Mike Washington Jr. - 147 rush)
Had one 100-yard receiver and two 100-yard rushers in a game: ..... at Auburn, 2022
..... (Matt Landers - 121 receiving & KJ Jefferson - 130 rush, Rashod Dubinion - 112 rush)
Had one 100-yard receiver and one 100-yard rusher in consecutive games: ... vs. UAB, at Oklahoma St., 2024
(Armstrong 164 & 137 receiving & Jackson 147 rush & 149 rush)
Had one 200-yard rusher and one 100-yard receiver in a game: ..... vs. South Carolina, 2006
(McFadden - 219 rushing & Monk - 192 receiving)
Had one 150-yard rusher and one 150-yard receiver in a game: ..... at Missouri, 2020
(Trelon Smith - 172 rushing & Treylon Burks - 206 receiving)
Had four different receivers catch a touchdown pass: ..... vs. Arkansas State, 2025
(J. Brown - 1, Blake - 1, Sharpe 1, Jones - 1)
Had two 100-yard rushers: ..... vs. Arkansas State, 2025
(Taylen Green - 151 & Mike Washington Jr. - 116)
Had two 100-yard rushers in consecutive games: ..... at Texas Tech, 2014 (Collins - 145 & Williams - 212)
vs. Nicholls, 2014 (Collins - 143 & Williams - 131)
Had a 200-yard rusher and a 100-yard rusher in a game: ..... at Mississippi State, 2015
(Williams III - 205 & Whaley - 112)
Had two 150-yard rushers in a game: ..... vs. South Carolina, 2007
(McFadden - 321 & Jones - 166)
Had three 100-yard rushers in a game: ..... vs. North Texas , 2007
(McFadden - 138, Jones - 132 & Barnett - 105)
Had two 100-yard receivers in a game: ..... vs. Texas Tech, 2024
(James - 137, TeSlaa - 107)

TOTAL OFFENSE

Had 700+ yards total offense ..... vs. North Texas, 2007 (713)
Had 600+ yards total offense ..... vs. Arkansas State, 2025 (630)
Had 550+ yards total offense ..... vs. Alabama A&M, 2025 (552)
Had 500+ yards total offense ..... at Texas, 2025 (512)
Had 400+ yards total offense ..... at Vanderbilt, 2026 (438)
Had 500+ yards total offense in consecutive games ..... vs. Arkansas State, 2025 (630)
..... vs. Alabama A&M 2025 (552)
Had 85+ plays total offense ..... at Oklahoma State, 2024 (93)
Had 80+ plays total offense ..... vs. North Alabama, 2026 (84)
Had 75+ plays total offense ..... vs. Tulsa, 2026 (79)

SCORING

Scored 70+ points ..... vs. Arkansas-Pine Bluff, 2024 (70)
Scored 60+ points ..... vs. UT Martin, 2015 (63)
Scored 50+ points ..... vs. Arkansas State, 2025 (56)
Scored 40+ points ..... vs. Texas A&M, 2025 (42)
Scored 30+ points ..... vs. South Carolina, 2026 (34)
Scored 40+ points in three consecutive games ..... vs. Auburn, 2015 (54)
..... vs. UT Martin, 2015 (63)
..... at Ole Miss, 2015 (53)
Scored 30+ points in five consecutive games ..... vs. Auburn, 2015 (54)
..... vs. UT Martin, 2015 (63)
..... at Ole Miss, 2015 (53)
..... at LSU, 2015 (31)
..... vs. Mississippi State, 2015 (50)
Scored 40+ points in a half ..... vs. UAPB, 2024 (1st half - 49)
Scored 30+ points in a half ..... vs. Arkansas State, 2025 (1st half - 35)
Scored 35+ points in a quarter ..... vs. Nicholls, 2014 (1st - 35)
Scored 28+ points in a quarter ..... vs. Arkansas State, 2025 (1st - 28)
Scored 50+ points in consecutive games ..... vs. Arkansas State, 2025 (56)
..... vs Alabama A&M, 2025 (52)
Scored 50+ points in three consecutive games ..... vs. Auburn, 2015 (54)
..... at Ole Miss, 2015 (53)
..... vs. UT Martin, 2015 (63)
Scored 50+ points in consecutive SEC games ..... vs. Auburn, 2015 (54)
..... at Ole Miss, 2015 (53)
Both teams combined for 100+ points ..... at Ole Miss, 2021 (L, 52-51)
Allowed 60+ points ..... vs. Ole Miss, 2024 (63)
Allowed 50+ points ..... at Texas, 2025 (52)
Allowed 40+ points ..... at Texas, 2026 (45)
Allowed 30+ points ..... vs. Missouri, 2026 (34)
Was held scoreless ..... at Georgia, 2021 (37-0)
Was held scoreless at Donald W. Reynolds Razorback Stadium ..... vs. Alabama, 2012 (52-0)
Was held scoreless on the road ..... at Georgia, 2021 (37-0)
Was held scoreless at a neutral site ..... vs. Ole Miss, 1959 (28-0)
Won a game without a rushing TD ..... vs. Alabama A&M, 2025
Won a game without a passing TD ..... at Vanderbilt, 2026
Won a game in the last 25 seconds of regulation with a TD ..... vs. Mississippi State, 2021
Won a game in the last 25 seconds of regulation with a field goal ..... at Ole Miss, 2017
Held opponent scoreless ..... vs. Arkansas-Pine Bluff, 2024 (70-0)
Held opponent scoreless in first half ..... vs. South Carolina, 2026 (17-0)
Held opponent scoreless at Donald W. Reynolds Razorback Stadium ..... vs. Tulsa, 2018 (23-0)
Held opponent scoreless on the road ..... at South Carolina, 2002 (23-0)
Held opponent without a touchdown ..... vs. Arkansas-Pine Bluff, 2024 (70-0)
Held opponent without an offensive touchdown ..... vs. Arkansas-Pine Bluff, 2024 (70-0)
Held two opponents scoreless in one season ..... vs. LSU, 2014 (17-0)
..... vs. Ole Miss, 2014 (30-0)
Held three opponents scoreless in one season ..... vs. Tulsa, 1982 (38-0)
..... vs. TCU, 1982 (35-0)
..... vs. Texas A&M, 1982 (35-0)
Held an opponent scoreless in consecutive games ..... vs. LSU, 2014 (17-0)
..... vs. Ole Miss, 2014 (30-0)
Held an SEC opponent scoreless ..... vs. Ole Miss, 2014 (30-0)
Held an SEC opponent scoreless in consecutive games ..... vs. LSU, 2014 (17-0)
..... vs. Ole Miss, 2014 (30-0)
Held two SEC opponents scoreless in one season ..... vs. LSU, 2014 (17-0)
..... vs. Ole Miss, 2014 (30-0)
Scored on the first offensive play of the game ..... vs. Nicholls, 2014 (Hatcher - 82-yard rush)
Scored on the first offensive series of the game ..... vs. Tulsa, 2026 (Max Gilbert 23-yard field goal)
Scored a two-point conversion passing ..... vs. Tulsa, 2026 (KJ Jackson to Sutton Smith)
Scored a two-point conversion rushing ..... at LSU, 2025 (Taylen Green)
Had three players with 2 TDs in a game ..... vs. Eastern Michigan, 2009 (Green - 2, Davis - 2 & Adams - 2)

THE LAST TIME ARKANSAS . . .

DEFENSE

Held opponent to 10 or fewer first downs: vs. North Alabama, 2026 (7)
Held opponent to 0 or fewer yards rushing: vs. Wisconsin, 2007 (-5)
Held opponent to 25 or fewer yards rushing: vs. Arkansas-Pine Bluff, 2024 (7)
Held opponent to 50 or fewer yards rushing: vs. North Alabama, 2026 (40)
Held opponent to 50 or fewer yards passing: vs. Missouri, 2025 (25)
Held opponent to 100 or fewer yards rushing: vs. South Carolina, 2026 (98)
Held opponent to 100 or fewer yards passing: vs. Mississippi State, 2023 (85)
Held opponent to 200 or fewer yards total offense: vs. North Alabama, 2026 (113)
Held opponent to 250 or fewer yards total offense: vs. Alabama A&M, 2025 (235)
Held opponent to 300 or fewer yards total offense: vs. Tulsa, 2026 (241)
Intercepted 6+ passes: vs. Ole Miss, 2020 (6)
Intercepted 5+ passes: vs. Ole Miss, 2020 (6)
Intercepted 4+ passes: at Auburn, 2024 (4)
Intercepted 3+ passes: vs. South Carolina, 2026 (3)
Forced 7+ turnovers: vs. Ole Miss (7 - 6 INTs, 1 FUM)
Forced 6+ turnovers: vs. Ole Miss (7 - 6 INTs, 1 FUM)
Forced 5+ turnovers: at Mississippi State, 2024 (5 - 2 INTs, 3 FUM)
Forced 4+ turnovers: vs. South Carolina, 2026 (4 - 3 INTs, 1 FUM)
Scored a safety: vs. Texas Tech, 2024
Scored a touchdown: vs. South Carolina, 2026 (Joker Johnson-INT RET)
Scored two touchdowns: vs. Ole Miss, 2020 (Jalen Catalon-INT, Grant Morgan-INT)
Recorded 8+ tackles for loss at Auburn, 2026 (8)
Recorded 8+ sacks: vs. Missouri State, 2022 (8)
Recorded 7+ sacks: vs. Kent State, 2023 (7)
Recorded 6+ sacks: vs. Kent State, 2023 (7)
Recorded 5+ sacks: at Alabama, 2023 (5)
Recorded 4+ sacks: at LSU, 2025 (4)
Had 3 players with 10+ tackles vs. Arkansas State, 2025
Xavian Sorey Jr. (15), Julian Neal (11), Stephen Dix Jr. (10)
Had 3 players with 10+ tackles in consecutive games. vs. Tennessee, 2020
Bumper Pool (14), Grant Morgan (12), Jalen Catalon (12)
vs. LSU, 2020
Grant Morgan (19), Jalen Catalon (16), Bumper Pool (11)
Had 3 players with 2.0+ sacks vs. Missouri State, 2022
Jordan Domineck (2.5), Drew Sanders (2.0), Zach Williams (2.0)

SPECIAL TEAMS

Returned a punt for a TD: vs. BYU, 2023 (Sategna - 88 yards)
Returned two punts for TDs: vs. Missouri State, 2011 (Adams - 61 yards, 69 yards)
Returned a blocked punt for a TD: at LSU, 2025 (Caleb Wooden - 16 yard)
Returned a kickoff for a TD: vs. Auburn, 2017 (Warren - 100)
Returned a game-opening kickoff for a TD: vs. Northern Illinois, 2014 (Marshall - 97)
Returned a season-opening kickoff for a TD: vs. Missouri State, 2009 (D. Johnson - 91 yards)
Returned a blocked FG for a TD: at Mississippi State, 2004 (Brown - 76 yards)
Blocked one punt: at LSU, 2025 (Wyatt Simmons)
Punted 10+ times: at Auburn, 2016 (10)
Did not punt: vs. UAB (2024)
Had a punt blocked: vs. Auburn, 2025 (Justin Jones)
Scored on a fake punt vs. Texas A&M, 2014 (Sam Irwin-Hill - 51 yard rush)
Blocked a field goal at Mississippi State, 2024 (Landon Jackson)
Scored on a fake field goal at Alabama, 2021 (Reid Bauer 32-yard pass to Blake Kern)
Had a field goal blocked: vs. LSU, 2020 (Jay Ward)
Blocked a PAT kick: vs. Eastern Illinois, 2018 (Bumper Pool)
Missed a kicking PAT: at Missouri, 2020 (A.J. Reed)
Had a kicking PAT blocked: at Missouri, 2020 (Chris Turner)
Recovered an onside kick vs. Alabama A&M, 2025 (Devin Bale)

MISCELLANEOUS

Had 35+ first downs: at Ole Miss, 2021 (39)
Had 30+ first downs: at Mississippi State, 2024 (30)
Had 25+ first downs: vs. North Alabama, 2026 (29)
Had 20+ first downs: at Texas, 2026 (20)
Had 20+ passing first downs. vs. Ole Miss, 2024 (24)
Had 20+ rushing first downs. vs. South Carolina, 2022 (20)
Had 15+ penalties: vs. Missouri, 2025 (16)
Had 10+ penalties: vs. Texas Tech, 2024 (10)
Had no penalties: vs. Texas A&M, 2023
Had 100+ yards in penalties: vs. Missouri, 2025 (121)
Had 40 minutes+ of possession time: vs. North Alabama, 2026 (41:25)
Had 35 minutes+ of possession time: vs. Tulsa, 2026 (37:31)
Was involved in an overtime game: at Oklahoma State, 2024 (2 OT: L, 39-31)
Defeated a ranked opponent vs. No. 20 South Carolina, 2026 (34-6)
Defeated a ranked opponent on the road at No. 16 Mississippi State, 2020 (21-14)
Defeated ranked opponents in consecutive games at No. 18 Ole Miss, 2015 (53-52, OT)
at No. 9 LSU, 2015 (31-14)
Won game on final offensive play: at Florida, 2023 (KJ Jefferson 4-yd pass to T. Broden)
Zero sacks allowed in a game: at Vanderbilt, 2026
Zero sacks allowed in consecutive games: vs. Arkansas State, 2025
at Ole Miss, 2025
Zero sacks allowed in three consecutive games: vs. UTEP, 2015
vs. Toledo, 2015
vs. Texas Tech, 2015
Came back from 15+ points down to win: vs. Missouri State, 2022 (down 17 - won 38-27)
Recorded more points than plays: vs. UT Martin, 2015 (63 points, 56 plays)

THE LAST TIME AN ARKANSAS PLAYER . . .

RUSHING

Rushed 40+ times: DeCori Birmingham at Kentucky, 2003 (40)
Rushed 35+ times: Michael Smith at Kentucky, 2008 (35)
Rushed 30+ times: Alex Collins vs. Missouri, 2015 (30)
Rushed 25+ times: Trelon Smith at Missouri, 2020 (26)
Rushed for 300+ yards: Darren McFadden vs. South Carolina, 2007 (321)
Rushed for 250+ yards: Darren McFadden vs. South Carolina, 2007 (321)
Rushed for 200+ yards: Raheim Sanders vs. Ole Miss, 2022 (232)
Rushed for 175+ yards: Braylen Russell at Mississippi State, 2024 (175)
Rushed for 150+ yards: Taylen Green vs. Arkansas State, 2025 (151)
Rushed for 125+ yards: Mike Washington Jr., vs. Texas A&M, 2025 (147)
Rushed for 100+ yards: Cam Settles., at Auburn, 2026 (100)
Rushed for 100+ yards as a true freshman in his first career game: Chase Hayden vs. Florida A&M, 2017 (120)
Rushed for 100+ yards (quarterback): Taylen Green vs. Arkansas State, 2025 (151)
Rushed for 150+ yards in consecutive games: Raheim Sanders at BYU, 2022 (175)
at Auburn, 2022 (171)
Rushed for 100+ yards in consecutive games: Mike Washington Jr. vs. Texas A&M, 2025 (147)
at Tennessee, 2025 (131)
Rushed for 5+ touchdowns: Alex Collins vs. UT Martin, 2015 (5)
Rushed for 4+ touchdowns: Rawleigh Williams III at Mississippi State, 2016 (4)
Rushed for 3+ touchdowns: Ja'Quinden Jackson at Missouri, 2024 (3)
Rushed for 3+ touchdowns (quarterback): KJ Jefferson at Ole Miss, 2021 (3)
Rushed for 2+ touchdowns: Cam Settles at Vanderbilt, 2026 (2)
Had three players rush for touchdowns. T. Green (1), M. Washington Jr. (1), K. Jackson (1), at Texas, 2025
Had four players rush for touchdowns Green (1), Russell (1), Washington Jr. (1), Jackson (1) vs. Arkansas State, 2025
Had 5+ players rush for touchdowns J. Jackson (2), Green (1), Reed (1), Singleton (1), Russell (1), Hill (1), vs. UAPB, 2024
Rushed for touchdown in five consecutive games Ja'Quinden Jackson (UAPB, OSU, UAB, Auburn, TAMU), 2024
Rushed for 2+ touchdowns in consecutive games Ja'Quinden Jackson, 2024 (3) Oklahoma State, (2) UAPB
Had a run of 80+ yards Trelon Smith at Florida, 2020 (83)
Had a run of 70+ yards Rodney Hilll vs. Texas Tech, 2024 (70)
Had a run of 60+ yards Sutton Smith at Auburn, 2026 (65)
Had a run of 50+ yards: Taylen Green at LSU, 2025 (55)
Had 2 TD runs of 50+ yards. Rakeem Boyd vs. Western Kentucky, 2019 (86, 76)
Had multiple players with a run of 50+ yards: Taylen Green (64) & Mike Washington Jr. (53) vs. Arkansas State, 2025
Had an offensive lineman rush for a touchdown Shaq McRoy (1-yard rush), vs. Notre Dame, 2025

PASSING

Passed for 500+ yards: Tyler Wilson vs. Texas A&M, 2011 (510)
Passed for 450+ yards: Tyler Wilson vs. Texas A&M, 2011 (510)
Passed for 400+ yards: Taylen Green at Oklahoma State, 2024 (416)
Passed for 350+ yards KJ Jefferson at BYU, 2022 (367)
Passed for 300+ yards: vs. Tulsa, 2026 (309)
Passed for 250+ yards KJ Jackson at Vanderbilt, 2026 (251)
Passed for 200+ yards: KJ Jackson vs. Missouri, 2026 (229)
Attempted 50+ passes: Taylen Green at Oklahoma State, 2024 (50)
Attempted 45+ passes: Nick Starkel vs. San Jose State, 2024 (50)
Attempted 35+ passes: KJ Jackson vs. Tulsa, 2026 (36)
Attempted 30+ passes KJ Jackson at Auburn, 2026 (30)
Completed 25+ passes Taylen Green at Oklahoma State, 2024 (26)
Completed 20+ passes: KJ Jackson vs. Missouri, 2026 (20)
Threw 7+ touchdown passes: Brandon Allen vs. Mississippi State, 2023 (7)
Threw 6+ touchdown passes: Taylen Green vs. Alabama A&M, 2025 (6)
Threw 5+ touchdown passes: Taylen Green at Mississippi State, 2024 (5)
Threw 4+ touchdown passes: Taylen Green vs. Arkansas State, 2025 (4)
Threw 3+ touchdown passes: KJ Jackson vs. North Alabama, 2026 (3)
Threw 2+ touchdown passes: KJ Jackson, vs. South Carolina, 2026 (2)
Threw 2+ touchdown passes in consecutive games: Taylen Green vs. Texas A&M, 2025 (2)
at Tennessee, 2025 (2)
Threw 5+ interceptions: Nick Starkel vs. San Jose State, 2019 (5)
Threw 4+ interceptions: Nick Starkel vs. San Jose State, 2019 (5)
Threw 3+ interceptions: Taylen Green vs. Auburn, 2025 (3)
Completed pass for 90+ yards: Taylen Green vs. Texas Tech, 2024 (94)
Completed pass for 80+ yards: KJ Jefferson vs. Texas A&M, 2021 (85)
Completed pass for 70+ yards: Taylen Green vs. Texas A&M, 2024 (75)
Completed pass for 60+ yards: Taylen Green at Memphis, 2025 (62)
Completed pass for 50+ yards: KJ Jackson vs. Tulsa, 2026 (50)

RECEIVING

Caught 10+ passes: Andrew Armstrong at Oklahoma State, 2024 (10)
Caught 9+ passes: Chris Marshall at Texas, 2026 (9)
Caught 8+ passes: Andrew Armstrong vs. Louisiana Tech, 2024 (8)
Caught 7+ passes: Antonio Jordan vs. Missouri, 2026 (7)
Caught 10+ passes in consecutive games: Cobi Hamilton vs. Tulsa, 2012 (11)
vs. Ole Miss, 2012 (12)
Had 300+ yards receiving: Cobi Hamilton vs. Rutgers, 2012 (303)
Had 200+ yards receiving: Treylon Burks at Missouri, 2020 (206)
Had 175+ yards receiving: Chris Marshall vs. Tulsa, 2026 (195)
Had 150+ yards receiving: Andrew Armstrong at Oklahoma State, 2024 (164)
Had 100+ yards receiving: Chris Marshall at Texas, 2026 (106)
Had 100+ yards receiving in consecutive games: Chris Marshall vs. Tulsa, 2026 (195)
vs. Georgia, 2026 (136)
Had 100+ yards receiving (tight end): Rohan Jones at Memphis, 2025 (102)
Caught 3+ TD passes: Matt Landers at BYU, 2022 (3)
Caught 2+ TD passes: CJ Brown vs. Alabama A&M, 2025 (2)
Caught 2+ TD passes (tight end): Luke Hasz and Andreas Paaske at Mississippi State, 2024 (2)
2+ tight ends caught TD passes: Matt Adcock and Jaden Platt vs. North Alabama, 2026

TOTAL OFFENSE

Had 450+ yards total offense: Taylen Green at Oklahoma State, 2024 (459)
Had 400+ yards total offense: Taylen Green at Ole Miss, 2025 (420)
Had 350+ yards total offense: Taylen Green at Memphis, 2025 (378)
Had 300+ yards total offense: KJ Jackson at Vanderbilt, 2026 (302)
Had 100 yards both passing and rushing: Taylen Green at Ole Miss, 2025 (305 passing, 115 rushing)

SCORING

Accounted for 6+ touchdowns Taylen Green vs. Alabama A&M, 2025 (6)
Accounted for 5+ touchdowns Taylen Green vs. Texas A&M, 2025 (5)
Accounted for 4+ touchdowns: Taylen Green vs. Louisiana Tech, 2024 (4)
Accounted for 3+ touchdowns: KJ Jackson vs. Tulsa, 2026 (3)
Scored 4+ touchdowns: Rawleigh Williams III at Mississippi State, 2016 (5)
Scored 3+ touchdowns: Ja'Quinden Jackson at Missouri, 2024 (3)
Scored 3+ touchdowns in a half: Ja'Quinden Jackson at Oklahoma State, 2024 (3)
Scored 2+ touchdowns: Cam Settles at Vanderbilt, 2026 (2)
Multiple players score 2+ touchdowns: Isaac TeSlaa (2), Taylen Green (2) vs. Louisiana Tech, 2024

DEFENSE

Intercepted 3+ passes: Hudson Clark vs. Ole Miss, 2020 (3)
Intercepted 2+ passes: Joker Johnson vs. South Carolina, 2026 (2)
Intercepted passes in consecutive games: TJ Metcalf at Auburn, 2024 (2)
vs. UAB, 2024 (1)
Recovered 2+ fumbles: Chevin Calloway vs. Eastern Illinois, 2018 (2)
Forced 2+ fumbles: Drew Sanders vs. South Carolina, 2022 (2)
Recorded 5+ sacks: Wayne Martin vs. Ole Miss, 1988 (5.0)
Recorded 3+ sacks: Landon Jackson at Alabama, 2023 (3.5-24)
Recorded 2+ sacks: Carlon Jones at Auburn, 2026 (2.0-1)
Recorded 5+ tackles for loss: Jermaine Brooks vs. Auburn, 2001 (5-16)
Recorded 3+ tackles for loss Quincy Rhodes Jr., vs. Mississippi State, 2025 (4.5-23)
Recorded 20+ tackles: Bumper Pool at Mississippi State, 2020 (20)
Recorded 10+ tackles: Ja'Quavion Smith at Vanderbilt, 2026 (10)
Recorded 10+ tackles in back-to-back games: Xavian Sorey Jr. vs. Ole Miss, 2024 (13)
at Mississippi State, 2024 (11)
Recorded 10+ tackles in three straight games: Jaheim Thomas vs. Kent State, 2023 (12)
vs. BYU, 2023 (10)
at LSU, 2023 (13)
Recorded 15+ tackles in back-to-back games: Grant Morgan (2020) at Florida (15)
vs. LSU (19)
Recorded 15+ tackles two+ times in one season: Grant Morgan (2020) at Mississippi State (15)
vs. Ole Miss (19)
at Florida (15)
Returned an interception for a touchdown: Joker Johnson (63) vs. South Carolina, 2026
Returned a fumble for a touchdown: Bradley Shaw (32) vs. Missouri, 2025

SPECIAL TEAMS

Returned a Kickoff for a TD. De'Vion Warren vs. Auburn, 2017 (100 yards)
Returned a Punt for a TD. Isaiah Sategna vs. BYU, 2023 (88 yards)
Scored 10+ points kicking: Max Gilbert vs. South Carolina, 2026 (10)
Made 5+ field goals: Kendall Trainor vs. Texas A&M, 1988 (5)
Made 4+ field goals: Cam Little at Florida, 2023 (4)
Made two field goals of 50+ yards: Cam Little vs. Texas A&M, 2023 (52, 50)
Made one field goal of 50+ yards: Max Gilbert vs. Tennessee, 2026 (55)
Kicked a punt of 70+ yards: Max Fletcher vs. Auburn, 2023 (71)
Kicked a punt of 60+ yards: Devin Bale at Texas, 2025 (61)
Punted 10+ times Toby Baker at Auburn, 2016 (10)
Totaled 175+ kick return yards: DeCori Birmingham vs. Alabama, 2002 (197)
Totaled 150+ kick return yards: Dennis Johnson at Texas, 2008 (150)
Totaled 100+ kick return yards: Isaiah Sategna vs. FIU, 2023 (100)
Totaled 100+ punt return yards: Bryce Stephens vs. Missouri State, 2022 (105)
Totaled 50+ punt return yards: Isaiah Sategna vs. BYU, 2023 (95)

THE LAST TIME AN OPPONENT . . .

RUSHING

Had 500+ yards rushing: ..... at Auburn, 2016 (543)
Had 400+ yards rushing: ..... Ole Miss, 2022 (463)
Had 300+ yards rushing: ..... Missouri, 2025 (322)
Had 200+ yards rushing: ..... Missouri, 2026 (211)
Had 70+ rushing attempts: ..... at Mississippi State, 2010 (70)
Had 60+ rushing attempts: ..... Missouri, 2017 (60)
Had 50+ rushing attempts: ..... Missouri, 2025 (58)
Had 7+ rushing TDs: ..... at Auburn, 2016 (7)
Had 6+ rushing TDs: ..... Alabama, 2020 (6)
Had 5+ rushing TDs: ..... Alabama, 2022 (5)
Had 4+ rushing TDs: ..... at Texas A&M, 2026 (4)

PASSING

Had 500+ yards passing: ..... Ole Miss, 2024 (562)
Had 400+ yards passing: ..... Notre Dame, 2025 (431)
Had 300+ yards passing: ..... at Texas, 2026 (332)
Had 200+ yards passing: ..... vs. South Carolina, 2026 (271)
Had 60+ pass attempts: ..... at Mississippi State, 2020 (60)
Had 50+ pass attempts: ..... vs. Kansas, 2022 (56)
Had 40+ pass attempts: ..... vs. South Carolina, 2026 (43)
Had 30+ pass attempts: ..... at Auburn, 2026 (34)
Had 40+ pass completions: ..... at Mississippi State, 2020 (43)
Had 30+ pass completions: ..... vs. Kansas, 2022 (37)
Had 25+ pass completions: ..... Louisiana Tech, 2024 (26)
Had 20+ pass completions: ..... at Texas, 2026 (24)
Had 6+ passing TDs: ..... Ole Miss, 2024 (7)
Had 5+ passing TDs: ..... at Texas, 2025 (5)
Had 4+ passing TDs: ..... Notre Dame, 2025 (4)
Had 3+ passing TDs: ..... Mississippi State, 2025 (3)

RECEIVING

Had two players with 100-yards receiving in a game: ..... Mississippi State, 2025
(Brenen Thompson - 107, Anthony Evans III - 111)
Had 4+ players catch 5+ passes: ..... at Missouri, 2020
(Keke Chism - 6, B. Banister 6, Damon Hazelton - 5, Tauski Dove - 5)
Had 3+ players catch 5+ passes: ..... Ole Miss, 2024
(Dae'Quan Wright - 9, Jordan Watkins - 8, Cayden Lee - 5)
Had 10+ players catch a pass ..... at Utah, 2026 (10)
Had 8+ players catch a pass ..... at Texas, 2026 (8)

TOTAL OFFENSE

Had 700+ yards total offense: ..... Ole Miss, 2022 (703)
Had 650+ yards total offense: ..... Ole Miss, 2024 (694)
Had 600+ yards total offense: ..... Notre Dame, 2025 (641)
Had 550+ yards total offense: ..... vs. Kansas, 2022 (603)
Had 500+ yards total offense: ..... Auburn, 2023 (517)
Had 400+ yards total offense: ..... at Texas, 2026 (448)
Had 100+ plays total offense: ..... at Missouri, 2017 (102)
Had 90+ plays total offense: ..... vs. Kansas, 2022 (90)
Had 80+ plays total offense: ..... vs. Kansas, 2022 (90)
Had 78+ plays total offense: ..... Arkansas State, 2025 (78)

SCORING

Scored 70+ points: ..... at Southern California, 2005 (70)
Scored 60+ points: ..... Ole Miss, 2024 (63)
Scored 50+ points: ..... at Texas, 2025 (52)
Scored 40+ points: ..... at Texas, 2026 (45)
Scored 30+ points: ..... Missouri, 2026 (34)
Scored a two-point conversion rushing: ..... at Utah, 2026
Scored a two-point conversion passing: ..... at Missouri 2024
Failed on a two-point conversion attempt ..... South Carolina, 2026

TURNOVERS

Had 5+ fumbles: ..... Eastern Illinois, 2018 (6, lost 5)
Had 4+ fumbles lost: ..... Eastern Illinois, 2018 (5)
Had 3+ fumbles lost: ..... at Mississippi State, 2024 (3)
Committed 7+ turnovers: ..... Ole Miss, 2020 (7)
Committed 6+ turnovers: ..... Ole Miss, 2020 (7)
Committed 5+ turnovers: ..... at Mississippi State, 2024 (5)
Intercepted 8+ Arkansas passes: ..... at SMU, 1951 (8)
Intercepted 7+ Arkansas passes: ..... at SMU, 1951 (8)
Intercepted 6+ Arkansas passes: ..... North Texas, 2018 (6)
Intercepted 5+ Arkansas passes: ..... San Jose State, 2019 (5)
Intercepted 4+ Arkansas passes: ..... San Jose State, 2019 (5)
Intercepted 3+ Arkansas passes: ..... Auburn, 2025 (3)
Returned an interception for a touchdown: ..... at Texas, 2026
Returned a fumble for a touchdown: ..... Missouri, 2026

DEFENSE

Held Arkansas to 10 or fewer first downs: ..... Auburn, 2023 (10)
Recorded 9+ sacks: ..... vs. Oklahoma, 2001 (9.0-55)
Recorded 8+ sacks: ..... Ole Miss, 2024 (8.0-41)
Recorded 7+ sacks: ..... vs. Texas A&M, 2023 (7.0-41)
Recorded 6+ sacks: ..... at Auburn, 2026 (6.0-42)
Recorded 5+ sacks: ..... at Tennessee, 2025 (5.0-35)
Scored a safety ..... Georgia, 2020
Held Arkansas to 50 or fewer yards rushing: ..... LSU, 2024 (38)
Held Arkansas to 25 or fewer yards rushing: ..... Georgia, 2026 (7)
Held Arkansas to 100 or fewer yards passing: ..... Missouri, 2023 (98)
Held Arkansas to 50 or fewer yards passing: ..... South Carolina, 2013 (30)
Held Arkansas to 300 or less yards total offense: ..... Missouri, 2026 (288)
Held Arkansas to 200 or less yards total offense: ..... Mississippi State, 2023 (200)
Held Arkansas to 100 or fewer yards both rushing & passing: ..... Georgia, 2021 (Rush - 75, Pass - 87)

SPECIAL TEAMS

Returned a punt for a TD: ..... Missouri, 2025
Returned a kickoff for a TD: ..... Arkansas State, 2025
Punted 10+ times ..... Georgia Southern, 2021 (10)
Punted 10+ times in consecutive games ..... North Texas, 2007 (10)
..... Chattanooga, 2007 (12)
Did not punt: ..... at Mississippi State, 2024
Missed a kicking PAT: ..... at Auburn, 2026
Missed two kicking PATs: ..... at LSU, 2017
Blocked a field goal: ..... LSU, 2020
Blocked a punt: ..... Georgia, 2026

MISCELLANEOUS

Had 30+ first downs: ..... Notre Dame, 2025 (32)
Had 10+ penalties: ..... vs. South Carolina, 2026 (12)
Had 100+ yards in penalties: ..... UAB, 2024 (109)
Had 35+ minutes of possession time: ..... at Texas A&M, 2026 (38:08)
Had 40+ minutes of possession time: ..... LSU, 2020 (41:43)
Had two 100-yard rushers and one 100-yard receiver: ..... Memphis, 2025
(Sutton Smith - 147 rushing, Brendon Lewis - 103 rushing & Cortez Branham Jr. - 102 receiving)
Had one 100-yard rusher and one 100-yard receiver: ..... at Tennessee, 2025
(DeSean Bishop - 146 rushing & Braylon Staley - 109 receiving)
Had one 100-yard rusher and two 100-yard receivers: ..... at Alabama, 2021
(Brian Robinson Jr. - 122 rushing, Jameson Williams - 190 receiving & John Metchie - 173 receiving)
Had two 100-yard rushers: ..... Missouri, 2025
(Ahmad Hardy - 157 rushing, & Jamal Roberts- 100 rushing)

LAST TIME AN INDIVIDUAL OPPONENT . . .

INDIVIDUAL RUSHING

Rushed 40+ times: ..... Tyler Badie (41), Missouri (2021)
Rushed 35+ times: ..... Tyler Badie (41), Missouri (2021)
Rushed 30+ times: ..... Tyler Badie (41), Missouri (2021)
Rushed for 200+ yards: ..... Cody Schrader (217), Missouri (2023)
Rushed for 175+ yards: ..... Cody Schrader (217), Missouri (2023)
Rushed for 150+ yards: ..... Ahmad Hardy (157), Missouri (2025)
Rushed for 125+ yards: ..... Jamal Roberts (138), Missouri (2026)
Rushed for 100+ yards: ..... Bryum Brown (122), Auburn (2026)
Rushed for 4+ touchdowns: ..... Nick Fitzgerald (4), Mississippi State (2016)
Rushed for 3+ touchdowns: ..... Caden Durham (3), LSU (2024)
Had a run of 80+ yards: ..... Justin Tomlin (76), Georgia Southern (2021)
Had a run of 70+ yards: ..... Jahmyr Gibbs (76, 72), Jalen Milroe (77), Alabama (2022)
Had a run of 60+ yards: ..... Gunnar Stockton (62), Georgia (2026)
Had a run of 50+ yards: ..... DeSean Bishop (59), Tennessee (2026)

INDIVIDUAL PASSING

Passed for 500+ yards: ..... Jaxson Dart (515), Ole Miss (2024)
Passed for 450+ yards: ..... Jaxson Dart (515), Ole Miss (2024)
Passed for 400+ yards: ..... Jaxson Dart (515), Ole Miss (2024)
Passed for 300+ yards: ..... Arch Manning (389), Texas (2025)
Attempted 60+ passes: ..... Kolton Browning (67), Louisiana-Monroe (2012)
Attempted 50+ passes: ..... Jalon Daniels (55), Kansas (2022)
Attempted 40+ passes: ..... Cutter Woods (43), South Carolina (2026)
Completed 40+ passes: ..... Evan Bullock (43), Louisiana Tech (2024)
Completed 30+ passes: ..... Michael Van Buren Jr. (33), Mississippi State (2024)
Completed 20+ passes: ..... Arch Manning (21), Texas (2026)
Threw 6+ touchdown passes: ..... Jaxson Dart (6), Ole Miss (2024)
Threw 5+ touchdown passes: ..... Jalon Daniels (5), Kansas (2022)
Threw 4+ touchdown passes: ..... Arch Manning (4), Texas (2025)
Threw 3+ touchdown passes: ..... Marcel Reed (3), Texas A&M (2025)
Completed a pass for 90+ yards: ..... Trevor Knight (92), Texas A&M (2016)
Completed a pass for 80+ yards: ..... Kellen Mond (81), Texas A&M (2017)
Completed a pass for 70+ yards: ..... Brady Cook (70), at Missouri (2024)
Completed a pass for 60+ yards: ..... George MacIntyre (68), Tennessee (2026)

INDIVIDUAL RECEIVING

Caught 15+ passes: ..... Willie Gosha (17), Auburn (1995)
Caught 10+ passes: ..... Luke Grimm (10), Kansas (2022)
Caught 7+ passes: ..... Emmett Mosley V (8), Texas, 2026
Had 200+ yards receiving: ..... Jordan Watkins (254), Ole Miss (2024)
Had 150+ yards receiving: ..... Luke Grimm (167), Kansas (2022)
Had 100+ yards receiving: ..... Emmett Mosley V (106), Texas, 2026
Caught 3+ TD passes: ..... DeAndre Moore Jr. (3), Texas (2025)
Caught 2+ TD passes: ..... Anthony Evans III (2), Mississippi State (2025)

INDIVIDUAL TOTAL OFFENSE

Had 500+ yards total offense: ..... Jaxson Dart (562; Pass - 515, Rush - 47), Ole Miss (2024)
Had 400+ yards total offense: ..... Trinidad Chambliss (415; Pass - 353, Rush - 62), Ole Miss (2025)
Had 300+ yards total offense: ..... Arch Manning (303; Pass - 287 Rush - 16), Texas, 2026
Had 100 yards both passing and rushing: ..... Byrum Brown (Pass - 180 Rush - 122), Auburn (2026)

INDIVIDUAL SCORING

Accounted for 6+ touchdowns: ..... Arch Manning, Texas, 2025 (6)
Accounted for 5+ touchdowns: ..... Jordan Watkins, Ole Miss, 2024 (5)
Accounted for 4+ touchdowns: ..... Devon Dampier, Utah, 2026 (4)
Scored 4+ touchdowns: ..... Peyton Barber, Auburn, 2015 (4)
Scored 3+ touchdowns: ..... Chauncey Bowens, Georgia, 2026 (3)

INDIVIDUAL DEFENSE

Intercepted 3+ passes: ..... Minkah Fitzpatrick (3), Alabama (2016)
Intercepted 2+ passes: ..... Rayshawn Pleasant (2), Auburn (2025)
Recorded 3+ sacks: ..... Shadarius Toodle (3.0), Auburn (2026)
Recorded 2+ sacks: ..... Raylen Wilson (2.0), Georgia (2026)
Returned an interception for a TD. ..... Jelani McDonald (31 yards), Texas (2026)
Returned a fumble for a TD ..... Darris Smith (0 yards) vs. Missouri (2026)

SPECIAL TEAMS

Kicked 5+ field goals: ..... Alex McPherson (6-6), Auburn (2025)
Kicked 4+ field goals: ..... Damian Ramos (4-4), LSU (2024)
Returned a punt for a TD. ..... Kevin Coleman Jr. (67), Missouri (2025)
Returned a kick for a TD ..... Chauncey Cobb (94), vs. Arkansas State (2025)

ARKANSAS BIG PLAYS FROM SCRIMMAGE

	Rushing					Passing					
Opponent	**10-19**	**20-29**	**30-39**	**40-49**	**50+**	**15-19**	**20-29**	**30-39**	**40-49**	**50+**	**TOTAL**
North Alabama	6	0	0	0	0	2	3	0	0	0	11
at Utah	2	0	0	0	0	1	4	0	0	0	7
Georgia	0	0	0	0	0	3	2	1	0	1	7
Tulsa	4	1	0	0	0	3	2	0	1	1	12
at Texas A&M	2	0	1	0	0	0	1	0	0	0	4
Tennessee	2	2	0	0	0	1	3	0	0	0	8
at Vanderbilt	4	1	0	0	0	0	1	3	0	0	9
Missouri	2	0	0	0	0	0	3	1	0	0	6
at Auburn	1	0	0	1	1	1	2	0	1	0	7
South Carolina	6	0	0	0	0	1	3	0	0	0	10
at Texas	3	0	0	0	0	3	3	0	0	0	9
LSU											
TOTAL	**32**	**4**	**1**	**1**	**1**	**15**	**27**	**5**	**2**	**2**	**90**

OPPONENT BIG PLAYS FROM SCRIMMAGE

	Rushing					Passing					
Opponent	**10-19**	**20-29**	**30-39**	**40-49**	**50+**	**15-19**	**20-29**	**30-39**	**40-49**	**50+**	**TOTAL**
North Alabama	2	0	0	0	0	0	0	0	0	1	3
at Utah	4	0	0	0	0	3	1	2	0	1	11
Georgia	6	2	0	0	1	1	1	1	0	1	13
Tulsa	1	0	0	0	0	4	0	0	0	0	5
at Texas A&M	6	2	0	0	0	1	1	0	0	1	11
Tennessee	3	0	0	0	1	2	3	1	0	1	11
at Vanderbilt	3	0	0	0	0	2	2	1	1	0	9
Missouri	1	0	0	1	0	3	0	1	1	0	7
at Auburn	4	1	1	0	0	2	3	0	0	0	11
South Carolina	4	0	0	0	0	2	2	1	0	1	10
at Texas	2	0	0	0	0	4	4	2	1	0	13
LSU											
TOTAL	**36**	**5**	**1**	**1**	**2**	**24**	**17**	**9**	**3**	**6**	**104**

FIRST DOWN GAME LOG

Arkansas

Opponent	**Rush**	**Pass**	**Penalty**	**TOTAL**
North Alabama	12	14	3	29
at Utah	5	14	2	21
Georgia	3	13	2	18
Tulsa	10	12	2	24
at Texas A&M	4	7	3	14
Tennessee	6	8	1	15
at Vanderbilt	12	11	1	24
Missouri	8	9	1	18
at Auburn	9	10	1	20
South Carolina	10	8	3	21
at Texas	7	12	1	20
LSU				
TOTAL	**86**	**118**	**20**	**224**

Opponents

Opponent	**Rush**	**Pass**	**Penalty**	**TOTAL**
North Alabama	1	3	3	7
at Utah	10	12	2	24
Georgia	13	7	3	23
Tulsa	2	9	1	12
at Texas A&M	15	5	3	23
Tennessee	9	9	2	20
at Vanderbilt	8	12	0	20
Missouri	11	8	3	22
at Auburn	10	10	1	21
South Carolina	7	10	2	19
at Texas	6	14	1	21
LSU				
TOTAL	**92**	**99**	**21**	**212**

TURNOVER CHART

	Takeaways				Giveaways				
Opponent	**Fumbles**	**Interceptions**	**Total**	**Pts Off**	**Fumbles**	**Interceptions**	**Total**	**Points Off**	**Margin**
North Alabama	1	0	1	0	2	1	3	7	-2
at Utah	0	1	1	0	0	1	1	8	0
Georgia	0	0	0	0	1	0	1	7	-1
Tulsa	2	0	2	11	0	1	1	0	+1
at Texas A&M	0	0	0	0	0	1	1	7	-1
Tennessee	1	2	3	0	1	0	1	7	+2
at Vanderbilt	0	2	2	10	0	0	0	0	+2
Missouri	1	0	1	0	3	1	4	24	-3
at Auburn	0	0	0	0	1	1	2	0	-2
South Carolina	1	3	4	17	0	0	0	0	+4
at Texas	0	0	0	0	0	2	2	7	-2
LSU									
TOTAL	**6**	**8**	**14**	**38**	**8**	**8**	**16**	**67**	**-2**

DRIVE SUPERLATIVES

	Arkansas	Opponents
Longest Drive		
By No. of Plays	20 (62 yards, 9:51) vs. Missouri, FG	16 plays (48 yards, 8:14) vs. Missouri, FG
By No. of Yards	82 (11 plays, 5:09) vs. South Carolina, TD	94 yards (5 plays, 2:11) vs. Tennessee, TD
By Time of Possession	9:51 (20 plays, 62 yards) vs. Missouri, FG	8:14 (16 plays, 48 yards) vs. Missouri, FG
Shortest Drive		
By No. of Plays	1 4x (-1 yards, 0:03) at Auburn, end of half	1 6x (5 yards, 0:31) vs. Tennessee, interception
By No. of Yards	-25 (4 plays, 1:52) vs. Missouri, fumble	-29 (4 plays, 1:45) vs. South Carolina, punt
By Time of Possession	0:02 (1 play, 0 yards) vs. Missouri, end of half	0:10 (1 play, 61 yards) vs. Georgia, TD

Scoring Drive Breakdown

	ARKANSAS		OPPONENT	
Yardage	TD	FG	TD	FG
No drive	2	-	2	-
Neg. Yards	-	-	-	-
0-9	-	-	-	-
10-19	-	-	1	-
20-29	-	-	2	-
30-39	-	4	2	2
40-49	1	3	1	2
50-59	4	3	1	3
60-69	6	5	9	1
70-79	10	1	18	1
80-89	1	-	1	-
90-99	-	-	2	-
TOTALS	**24**	**16**	**39**	**9**

Game-Opening Drives

	ARKANSAS			OPPONENTS		
OPP	PTS	1STS	YDS	PTS	1STS	YDS
North Alabama	0	1	18	0	0	6
at Utah	3	4	64	7	4	75
Georgia	0	3	37	7	2	62
Tulsa	3	4	70	0	0	-9
at Texas A&M	0	1	16	7	2	28
Tennessee	0	2	42	0	2	34
at Vanderbilt	0	0	5	0	2	34
Missouri	0	1	25	0	1	26
at Auburn	0	1	14	0	1	23
South Carolina	0	3	59	0	1	11
at Texas	0	0	16	7	3	52
LSU						
TOTALS	**6**	**20**	**366**	**28**	**18**	**340**

Second Half-Opening Drives

	ARKANSAS			OPPONENTS		
OPP	PTS	1STS	YDS	PTS	1STS	YDS
North Alabama	7	6	73	0	0	6
at Utah	0	0	-4	7	2	75
Georgia	0	0	7	3	3	55
Tulsa	0	0	5	0	0	3
at Texas A&M	0	3	72	7	1	75
Tennessee	7	3	70	0	0	-4
at Vanderbilt	7	3	75	0	0	-9
Missouri	0	0	20	7	3	75
at Auburn	0	3	32	6	5	67
South Carolina	0	2	39	6	4	74
at Texas	0	3	37	7	4	75
LSU						
TOTALS	**21**	**23**	**426**	**43**	**22**	**492**

Three & Out Drives

	ARKANSAS THREE-&-OUTS/DRIVES	OPPONENT THREE-&-OUTS/DRIVES
North Alabama	1/13 (7.7%)	5/13 (38.5%)
at Utah	3/11 (27.3%)	1/11 (9.1%)
Georgia	2/10 (20.0%)	1/11 (9.1%)
Tulsa	2/12 (16.7%)	5/11 (45.5%)
at Texas A&M	3/9 (33.3%)	1/9 (11.1%)
Tennessee	4/13 (30.7%)	2/13 (15.4%)
at Vanderbilt	1/10 (10.0%)	4/12 (33.3%)
Missouri	1/11 (9.1%)	0/10 (0%)
at Auburn	0/13 (0.0%)	5/12 (41.7%)
South Carolina	4/11 (36.4%)	1/13 (7.7%)
at Texas	1/10 (10.0%)	1/9 (11.1%)
LSU	-- (0%)	-- (0%)
TOTALS	**22/123 (17.9%)**	**26/124 (21.0%)**

ARKANSAS DRIVE CHARTS

North Alabama

Qtr.	Time	Start	Pl-Yds	TOP	Result
1st	15:00	ARK25	4-18	01:23	punt
1st	11:38	ARK34	7-17	04:10	downs
1st	06:37	ARK25	3-7	02:02	punt
1st	03:01	ARK33	7-67	02:25	*TOUCHDOWN
1st	14:04	ARK35	11-65	05:23	*TOUCHDOWN
1st	06:58	ARK12	3-5	01:12	fumble
1st	05:28	ARK30	6-14	03:40	punt
1st	00:46	UNA26	4-12	00:27	interception
1st	13:08	ARK27	12-73	06:19	*TOUCHDOWN
1st	04:06	ARK20	2-15	00:38	fumble
1st	02:10	ARK25	11-75	05:12	*TOUCHDOWN
1st	10:24	ARK25	13-60	07:25	*FIELD GOAL
1st	01:09	ARK43	2-(-2)	01:09	end of game

at Utah

Qtr.	Time	Start	Pl-Yds	TOP	Result
1st	15:00	ARK25	14-64	07:16	*FIELD GOAL
1st	03:39	ARK25	3-3	1:00	punt
1st	01:09	ARK06	4-25	02:31	punt
2nd	12:17	ARK29	3-(-2)	01:26	interception
2nd	09:23	ARK25	11-42	04:23	missed fg
2nd	01:55	ARK25	3-2	00:23	punt
2nd	00:27	ARK25	5-28	00:27	end of half
3rd	12:03	ARK25	3-(-4)	00:59	punt
3rd	08:23	ARK13	12-57	05:51	downs
4th	12:47	ARK25	14-75	06:04	*TOUCHDOWN
4th	02:30	ARK40	6-5	01:37	downs

Georgia

Qtr.	Time	Start	Pl-Yds	TOP	Result
1st	15:00	ARK25	10-37	04:22	downs
1st	06:45	ARK25	3-7	01:58	punt
1st	01:35	ARK15	5-18	01:42	punt
2nd	08:45	ARK25	6-32	04:17	punt
2nd	00:36	ARK25	6-52	00:34	*FIELD GOAL
3rd	09:02	ARK25	3-7	01:04	fumble
3rd	03:35	ARK25	6-10	02:44	punt
4th	14:20	ARK20	3-(-13)	01:28	punt
4th	12:42	ARK25	12-75	04:12	*TOUCHDOWN
4th	02:31	ARK25	9-75	01:51	*TOUCHDOWN

Tulsa

Qtr.	Time	Start	Pl-Yds	TOP	Result
1st	15:00	ARK25	12-70	06:12	*FIELD GOAL
1st	06:38	ARK40	5-60	02:16	*TOUCHDOWN
2nd	14:04	ARK13	8-32	04:46	punt
2nd	07:47	ARK36	6-47	01:53	*FIELD GOAL
2nd	04:13	ARK39	3-8	01:07	punt
2nd	01:47	ARK33	10-56	01:47	*FIELD GOAL
3rd	14:02	ARK33	3-5	01:20	punt
3rd	09:37	ARK49	5-51	01:31	*TOUCHDOWN
3rd	07:10	ARK49	3-2	01:20	interception
3rd	04:04	ARK42	13-38	06:05	*FIELD GOAL
4th	12:16	ARK34	11-66	06:32	*TOUCHDOWN
4th	02:41	ARK28	4-16	02:41	end of game

at Texas A&M

Qtr.	Time	Start	Pl-Yds	TOP	Result
1st	15:00	ARK25	3-16	01:21	interception
1st	09:27	ARK25	3-2	00:47	punt
1st	03:00	ARK25	6-75	02:36	*TOUCHDOWN
2nd	14:42	ARK30	9-33	04:08	missed fg
2nd	02:22	ARK25	3-0	00:24	punt
3rd	12:42	ARK25	12-72	07:14	downs
4th	14:50	ARK25	7-42	03:28	downs
4th	08:07	ARK11	3-(-1)	01:01	punt
4th	00:53	ARK01	2-5	00:53	end of game

OPPONENT DRIVE CHARTS

North Alabama

Qtr.	Time	Start	Pl-Yds	TOP	Result
1st	13:37	UNA14	3-6	01:59	punt
1st	07:28	UNA49	3-(-10)	00:51	punt
1st	04:35	UNA21	3-0	01:34	punt
1st	00:36	UNA25	3-(-1)	01:32	punt
1st	08:41	UNA25	4-22	01:43	punt
1st	05:46	ARK17	1-(-13)	00:18	fumble
1st	01:48	UNA05	6-6	01:02	punt
1st	00:19	UNA20	1-5	00:19	end of half
1st	15:00	UNA25	4-6	01:52	punt
1st	06:49	UNA25	5-20	02:43	punt
1st	03:28	ARK35	4-35	01:18	*TOUCHDOWN
1st	11:58	UNA25	4-75	01:34	*TOUCHDOWN
1st	02:59	UNA25	3-(-2)	01:50	punt

at Utah

Qtr.	Time	Start	Pl-Yds	TOP	Result
1st	07:44	UTAH25	10-75	04:05	*TOUCHDOWN
1st	02:39	UTAH26	3-8	01:30	punt
2nd	13:38	UTAH35	3-17	01:21	interception
2nd	10:51	ARK24	3-24	01:28	*TOUCHDOWN
2nd	05:00	UTAH33	6-67	03:05	*TOUCHDOWN
2nd	01:32	UTAH36	6-64	01:05	*TOUCHDOWN
3rd	15:00	UTAH25	5-75	02:57	*TOUCHDOWN
3rd	11:04	UTAH38	5-10	02:41	punt
3rd	02:32	UTAH30	11-70	04:45	*TOUCHDOWN
4th	06:43	UTAH25	8-35	04:13	downs
4th	00:53	ARK45	2-(-2)	00:53	end of game

Georgia

Qtr.	Time	Start	Pl-Yds	TOP	Result
1st	10:38	UGA38	6-62	03:45	*TOUCHDOWN
1st	04:47	UGA31	5-14	03:12	punt
2nd	14:53	UGA25	10-75	06:08	*TOUCHDOWN
2nd	04:28	UGA07	8-93	03:52	*TOUCHDOWN
2nd	00:02	UGA25	1-(-2)	0:02	end of half
3rd	15:00	UGA25	10-55	05:58	*FIELD GOAL
3rd	07:58	ARK32	8-32	04:23	*TOUCHDOWN
3rd	00:51	ARK49	3-2	01:31	punt
4th	12:52	UGA39	1-61	00:10	*TOUCHDOWN
4th	08:30	UGA25	11-75	05:59	*TOUCHDOWN
4th	00:40	UGA25	1-(-2)	00:40	end of game

Tulsa

Qtr.	Time	Start	Pl-Yds	TOP	Result
1st	08:48	TUL25	3-(-9)	02:10	punt
1st	04:15	TUL07	9-31	05:11	punt
2nd	09:18	TUL12	3-3	01:31	punt
2nd	05:54	TUL25	3-(-4)	01:41	punt
2nd	03:06	TUL13	5-10	01:19	punt
3rd	14:53	TUL21	3-3	00:51	punt
3rd	12:42	TUL19	10-81	03:04	*TOUCHDOWN
3rd	08:06	TUL25	3-4	00:56	punt
3rd	05:50	TUL24	6-34	01:46	fumble
4th	12:59	TUL25	2-26	00:43	fumble
4th	05:44	TUL25	8-47	03:03	downs

at Texas A&M

Qtr.	Time	Start	Pl-Yds	TOP	Result
1st	13:39	ARK28	8-28	04:12	*TOUCHDOWN
1st	08:40	TAMU22	10-78	05:40	*TOUCHDOWN
1st	00:24	TAMU25	3-0	00:42	punt
2nd	10:34	TAMU37	13-63	08:12	*TOUCHDOWN
2nd	01:58	TAMU28	7-33	01:58	*FIELD GOAL
3rd	15:00	TAMU25	4-75	02:18	*TOUCHDOWN
3rd	05:28	TAMU03	9-65	05:38	*FIELD GOAL
4th	11:22	TAMU03	5-16	03:!5	punt
4th	07:06	ARK44	11-43	06:13	downs

ARKANSAS DRIVE CHARTS

Tennessee

Qtr.	Time	Start	Pl-Yds	TOP	Result
1st	15:00	ARK25	5-42	02:40	fumble
1st	08:47	ARK33	4-10	03:38	punt
1st	02:48	ARK08	7-25	03:02	punt
2nd	10:03	ARK35	3-(-6)	01:29	punt
2nd	07:59	ARK20	6-18	02:32	punt
2nd	02:29	ARK08	3-5	00:44	punt
2nd	00:03	TEN20	1-0	00:03	missed fg
3rd	13:40	ARK30	5-70	02:36	*TOUCHDOWN
3rd	10:33	ARK37	10-63	06:05	*TOUCHDOWN
3rd	01:35	ARK25	4-0	01:46	punt
4th	12:52	ARK25	9-38	05:32	*FIELD GOAL
4th	05:44	ARK42	3-3	01:36	punt
4th	01:57	ARK25	3-0	00:21	punt

at Vanderbilt

Qtr.	Time	Start	Pl-Yds	TOP	Result
1st	10:59	ARK08	3-5	00:43	punt
1st	08:51	ARK03	9-34	05:08	punt
1st	00:13	ARK25	13-33	08:32	punt
2nd	01:54	ARK25	9-75	01:16	*TOUCHDOWN
3rd	15:00	ARK25	7-75	03:43	*TOUCHDOWN
3rd	09:50	ARK27	6-40	02:37	missed fg
3rd	05:42	ARK25	5-24	02:38	punt
3rd	01:41	ARK47	5-53	01:32	*TOUCHDOWN
4th	14:13	ARK23	8-27	04:16	punt
4th	03:46	ARK31	9-48	03:22	*FIELD GOAL

Missouri

Qtr.	Time	Start	Pl-Yds	TOP	Result
1st	15:00	ARK25	6-20	02:01	punt
1st	10:11	ARK40	3-1	00:47	interception
1st	05:33	ARK25	4-(-25)	01:52	fumble
1st	03:35	ARK30	3-6	01:21	punt
2nd	09:00	ARK25	11-41	04:31	missed fg
2nd	02:32	ARK48	8-52	01:51	*TOUCHDOWN
2nd	00:02	MIZ50	1-0	00:02	end of half
3rd	10:53	ARK25	1-20	00:15	fumble
3rd	09:47	ARK25	20-62	09:51	*FIELD GOAI
4th	09:49	ARK16	2-17	00:27	fumble
4th	07:19	ARK25	13-69	05:11	downs

at Auburn

Qtr.	Time	Start	Pl-Yds	TOP	Result
1st	12:02	AUB48	7-14	02:16	missed fg
1st	08:37	ARK23	12-57	06:09	*FIELD GOAL
1st	00:31	ARK24	4-15	01:29	punt
2nd	12:34	ARK34	4-66	01:13	*TOUCHDOWN
2nd	08:30	ARK20	4-11	02:01	interception
2nd	05:02	ARK15	8-14	03:15	punt
2nd	00:03	ARK25	1-(-1)	00:03	end of half
3rd	15:00	ARK35	13-32	04:58	missed fg
3rd	05:01	ARK25	6-56	03:25	*FIELD GOAL
4th	12:44	ARK28	8-44	03:12	*FIELD GOAL
4th	08:23	ARK13	4-(-1)	02:34	punt
4th	03:56	ARK25	5-75	02:02	*TOUCHDOWN
4th	00:33	ARK25	3-(-15)	00:33	fumble

South Carolina

Qtr.	Time	Start	Pl-Yds	TOP	Result
1st	13:02	ARK10	13-44	07:00	punt
1st	02:01	ARK20	11-67	04:30	*FIELD GOAL
2nd	09:19	ARK18	11-82	05:09	*TOUCHDOWN
2nd	02:38	ARK42	6-58	01:26	*TOUCHDOWN
3rd	15:00	ARK35	8-39	03:43	missed fg
3rd	07:15	ARK25	3-(-8)	01:30	punt
3rd	02:32	ARK42	3-(-6)	01:01	punt
4th	14:04	ARK09	3-9	02:22	punt
4th	11:29	SC46	8-35	04:12	*FIELD GOAL
4th	05:00	SC41	3-(-2)	00:26	punt
4th	03:17	SC41	4-41	4-41	*TOUCHDOWN

OPPONENT DRIVE CHARTS

Tennessee

Qtr.	Time	Start	Pl-Yds	TOP	Result
1st	12:20	TEN33	7-34	03:33	missed fg
1st	05:09	TEN42	5-10	02:21	punt
2nd	14:46	TEN29	10-71	04:43	*TOUCHDOWN
2nd	08:34	TEN37	3-6	00:35	punt
2nd	05:27	TEN19	5-29	02:58	punt
2nd	01:45	ARK45	6-23	01:42	fumble
3rd	15:00	TEN25	3-(-4)	01:20	punt
3rd	11:04	TEN25	1-5	00:31	interception
3rd	04:28	TEN25	8-44	02:53	*FIELD GOAI
4th	14:49	TEN26	4-74	01:57	*TOUCHDOWN
4th	07:20	TEN25	4-33	01:36	interception
4th	04:08	TEN06	5-94	02:11	*TOUCHDOWN
4th	01:36	TEN38	5-(-2)	01:36	end of game

at Vanderbilt

Qtr.	Time	Start	Pl-Yds	TOP	Result
1st	15:00	VU25	7-24	04:01	punt
1st	10:16	ARK48	3-4	01:25	punt
1st	03:43	VU24	6-76	03:30	*TOUCHDOWN
2nd	06:41	VU20	2-0	00:25	interception
2nd	06:10	VU29	8-71	04:16	*TOUCHDOWN
2nd	00:38	VU25	5-14	00:38	end of half
3rd	11:12	VU40	3-(-9)	01:22	punt
3rd	07:13	VU33	3-67	01:31	*TOUCHDOWN
3rd	03:04	VU20	3-6	01:23	punt
3rd	00:02	VU20	3-6	00:49	punt
4th	09:57	VU08	14-63	06:11	interception
4th	00:24	VU25	3-43	00:24	end of game

Missouri

Qtr.	Time	Start	Pl-Yds	TOP	Result
1st	12:59	MIZ11	5-21	02:48	punt
1st	09:24	ARK43	8-30	03:51	*FIELD GOAL
1st	02:14	MIZ17	16-48	08:14	*FIELD GOAL
2nd	04:29	MIZ34	4-(-14)	01:57	punt
2nd	00:41	MIZ25	7-25	00:39	downs
3rd	15:00	MIZ25	8-75	04:07	*TOUCHDOWN
3rd	10:38	ARK45	3-45	00:51	*TOUCHDOWN
4th	14:56	MIZ25	7-59	05:07	fumble
4th	09:22	ARK18	4-19	02:03	*TOUCHDOWN
4th	02:08	MIZ06	6-48	02:08	end of game

at Auburn

Qtr.	Time	Start	Pl-Yds	TOP	Result
1st	15:00	AUB25	8-23	02:58	downs
1st	09:46	AUB34	3-0	01:09	punt
1st	02:28	AUB25	3-2	01:57	punt
2nd	14:02	AUB32	3-(-12)	01:28	punt
2nd	11:21	AUB25	6-16	02:51	punt
2nd	06:29	AUB37	3-8	01:27	punt
2nd	01:47	AUB28	9-57	01:44	*FIELD GOAL
3rd	10:02	AUB33	12-67	05:01	*TOUCHDOWN
3rd	01:36	AUB25	12-75	03:46	*TOUCHDOWN
4th	09:32	AUB25	3-7	01:09	punt
4th	05:49	AUB35	4-65	01:53	*TOUCHDOWN
4th	01:54	AUB25	10-50	01:21	*FIELD GOAL

South Carolina

Qtr.	Time	Start	Pl-Yds	TOP	Result
1st	14:53	SC35	4-11	01:51	punt
1st	06:02	SC22	9-63	04:01	missed fg
2nd	12:31	SC25	8-57	03:12	fumble
2nd	04:04	SC08	3-7	01:26	punt
2nd	01:12	SC25	10-59	01:12	end of half
3rd	11:17	SC26	11-74	04:02	*TOUCHDOWN
3rd	05:45	ARK47	3-6	01:23	interception
3rd	04:17	SC38	4-(-29)	01:45	punt
3rd	01:31	SC34	8-55	02:27	interception
4th	11:42	SC45	2-0	00:13	interception
4th	07:17	SC25	5-16	02:17	downs
4th	04:34	SC14	5-27	01:17	downs
4th	01:42	SC29	2-3	01:42	end of half

ARKANSAS DRIVE CHARTS

at Texas

Qtr.	Time	Start	Pl-Yds	TOP	Result
1st	15:00	ARK25	3-(-9)	01:42	punt
1st	10:18	ARK21	3-4	01:17	interception
1st	09:01	ARK25	11-63	05:29	*FIELD GOAL
1st	01:39	ARK32	5-21	02:25	punt
2nd	09:13	ARK25	7-45	03:52	downs
2nd	02:20	ARK25	7-49	01:31	missed fg
2nd	00:23	ARK25	3-30	00:23	end of half
3rd	10:13	ARK25	13-37	05:50	downs
3rd	01:02	ARK20	9-47	03:47	downs
4th	07:31	ARK25	12-51	04:59	interception

OPPONENT DRIVE CHARTS

at Texas

Qtr.	Time	Start	Pl-Yds	TOP	Result
1st	13:18	TEX48	7-52	02:54	*TOUCHDOWN
1st	03:32	TEX25	3-2	01:53	punt
2nd	14:14	TEX06	10-75	05:01	*FIELD GOAL
2nd	05:21	TEX30	6-70	03:01	*TOUCHDOWN
2nd	00:49	TEX26	4-74	00:26	*TOUCHDOWN
3rd	15:00	TEX25	10-75	04:47	*TOUCHDOWN
3rd	04:23	TEX38	6-8	03:21	punt
4th	12:15	TEX33	8-67	04:44	*TOUCHDOWN
4th	02:32	TEX02	5-24	02:32	end of half

RAZORBACKS BY POSITION

No.	Name	Ht.	Wt.	Cl.	Hometown (Previous School)
QB (5)					
2	AJ Hill	6-4	232	So.	Warner Robins, Ga. (Memphis)
7	KJ Jackson	6-4	225	Jr.	Montgomery, Ala. (St. James School)
10	Cade Trotter	6-1	189	Jr.	Dallas, Texas (Clemson)
14	Hank Hendrix	6-3	190	Fr.	Fayetteville, Ark. (Fayetteville HS)
16	Braeden Fuller	6-3	221	5th	Floresville, Texas (Angelo St.)
RB (8)					
0	Braylen Russell	6-1	228	Jr.	Benton, Ark. (Benton HS)
5	Sutton Smith	5-9	196	5th	Marietta, Ga. (Memphis)
21	Jasper Parker	6-0	209	So.	Gretna, La. (Michigan)
22	TJ Hodges	6-0	189	Fr.	Bryant, Ark. (Bryant HS)
23	Kevin Young	5-11	218	Fr.	Forrest City, Ark. (Forrest City HS)
24	Mario Robinson Jr.	6-0	210	Sr.	Memphis, Tenn. (Memphis)
25	Markeylin Batton	5-10	181	So.	Atlanta, Texas (Atlanta HS)
27	Cam Settles	5-11	209	So.	Little Rock, Ark. (Parkview HS)
WR (14)					
1	Courtney Crutchfield	6-2	187	Jr.	Pine Bluff, Ark. (Missouri)
3	CJ Brown	6-1	195	Jr.	Bentonville, Ark. (Bentonville HS)
4	Ismael Cisse	6-0	198	Sr.	Denver, Colo. (Stanford)
6	Chris Marshall	6-3	213	5th	Missouri City, Texas (Boise St.)
8	Donovan Faupel	6-1	201	Sr.	Riverside, Calif. (NMSU)
9	Jamari Hawkins	5-10	188	5th	Mobile, Ala. (Memphis)
11	Monte Harrison	6-3	222	Jr.	Lee's Summit, Mo. (West HS)
18	Jude Hall	6-5	200	Fr.	Greenville, S.C. (Christ Episcopal School)
19	Antonio Jordan	6-6	228	So.	Warren, Ark. (Warren HS)
80	Dequane Prevo	5-10	176	Fr.	Texarkana, Texas (Bentonville HS)
81	Dai'Shaun Thomas	5-10	174	Jr.	Houston, Texas (Kennesaw St.)
82	Ben Pupplo	6-2	187	Sr.	Yakima, Wash. (Utah Tech)
87	Cory Henderson Jr.	6-0	186	Sr.	N. Little Rock, Ark. (Henderson St.)
88	Blair Irvin III	6-0	195	Fr.	Bentonville, Ark. (Bentonville HS)
TE (8)					
32	Matt Adcock	6-3	258	Sr.	Raleigh, Miss. (Memphis)
35	Hutson Hendrix	5-10	237	So.	Boerne, Texas (Boerne HS)
47	Maddox Lassiter	6-3	248	Sr.	Warren, Ark. (Warren HS)
49	Braxton Scriber	6-1	250	So.	Lafayette, La. (Nicholls)
83	Jaden Platt	6-5	255	Sr.	Haslet, Texas (Texas A&M)
84	Breylen Gilbert	6-3	235	Jr.	Fairburn, Ga. (Georgia State)
85	Ty Lockwood	6-4	246	Sr.	Thompson's Station, Tenn. (Boston Coll.)
89	Gavin Garretson	6-7	256	So.	Chico, Calif. (Pleasant Valley HS)
OL (22)					
50	Kobe Branham	6-5	336	Jr.	Fort Smith, Ark. (Southside HS)
52	Caden Kitler	6-3	303	5th	The Colony, Texas (UCF)
53	Kash Courtney	6-4	301	So.	Carthage, Texas (Carthage HS)
54	Adam Hawkes	6-6	306	Jr.	Herriman, Utah (Oregon St.)
55	Carey Clayton	6-3	282	Fr.	Grapevine, Texas (Carroll HS)
56	Ben Mubenga	6-5	289	Fr.	Buford, Ga. (Buford HS)
60	Jonas Nantze	6-5	289	Jr.	Springdale, Ark. (Shiloh Christian Academy)
61	Kaden Bramlage	6-5	296	Fr.	Shawnee, Okla. (Shawnee HS)
62	Alex Johnson	6-3	308	Jr.	Little Rock, Ark. (Catholic HS)
63	Hugh Smith	6-5	305	Fr.	Missouri City, Texas (Ridge Point HS)
64	Bryant Williams	6-7	335	5th	Lake Charles, La. (Louisiana)
65	Aaron Smith	6-6	288	Sr.	Conway, Ark. (Conway HS)
66	Payton Parks-Smith	6-5	305	5th	Sterlington, La. (McNeese)
67	Emmanuel Flor	6-4	334	So.	Brooklyn, N.Y. (Sacred Heart)
70	Daniel Grein	6-6	324	So.	Munster, Ind. (Butler CC)
71	Malachi Breland	6-5	334	Sr.	Laurel, Miss. (Memphis)
72	Tucker Young	6-5	310	Fr.	Hot Springs, Ark. (Lakeside HS)
73	Brooks Edmonson	6-4	313	5th	Bryant, Ark. (Bryant HS)
74	Terence Roberson Jr.	6-6	322	Jr.	Warren, Ark. (Ouachita Baptist)
75	Kavion Broussard	6-6	312	Jr.	New Iberia, La. (Ole Miss)
78	Lucas Possenti	6-5	309	Jr.	Aston, Pa. (Temple)
79	Josiah Clemons	6-7	341	So.	Clinton, Miss. (Memphis)

RAZORBACKS BY POSITION

No.	Name	Ht.	Wt.	Cl.	Hometown (Previous School)
DB (26)					
1	Christian Harrison	6-0	202	5th	Atlanta, Ga. (Cincinnati)
2	Shelton Lewis	5-11	190	Sr.	Atlanta, Ga. (Clemson)
3	Braydon Lee	6-1	180	Jr.	Upper Marlboro, Md. (Maryland)
4	La'khi Roland	6-2	195	Jr.	Conley, Ga. (Maryland)
6	Khmori House	6-1	202	Jr.	Pasadena, Calif. (N. Carolina)
13	Carter Stoutmire	5-11	216	Sr.	Plano, Texas (Colorado)
14	Kyeaure Magloire	6-3	210	5th	Minneola, Fla. (W. Georgia)
15	Nsongbeh Ginyui	6-2	199	So.	Bakersfield, Calif. (Bakersfield College)
16	Jathan Hatch	6-2	196	Jr.	Biggersville, Miss. (EMCC)
17	DJ Hairston Jr.	6-2	176	So.	Starkville, Miss. (Hinds CC)
18	John Howse IV	6-1	198	5th	Brentwood, Tenn. (MTSU)
19	Kyndrick Williams	6-1	188	Fr.	Fayetteville, Ark. (Fayetteville HS)
20	Joker Johnson	6-0	195	Sr.	Hammond, La. (Tulane)
21	Tyler Scott	6-1	202	Sr.	Mableton, Ga. (Ga. State)
22	Tay Lockett	6-0	185	Fr.	San Diego, Calif. (Conway HS)
23	Ian Williams	5-10	198	So.	Cartersville, Ga. (Memphis)
24	Miguel Mitchell	6-1	219	5th	Oxford, Ala. (Florida)
26	Jalon Copeland	6-0	197	Fr.	Valdosta, Ga. (Valdosta HS)
27	LaMarcus Hicks II	6-2	190	So.	Clarksdale, Miss. (Iowa State)
29	Brandon Ford	5-11	193	Fr.	Crowley, Texas (Crowley HS)
31	Blake Brisker	5-10	184	So.	Argyle, Texas (Liberty Christian HS)
34	Brylan Green	5-9	180	5th	Opelousas, La. (Liberty)
36	Caleb Wooden	6-1	195	5th	Lawrenceville, Ga. (Auburn)
38	Bradley Ume-Ezeoke	5-10	170	Fr.	Flower Mound, Texas (Marcus HS)
39	Sean Williams	5-9	190	5th	Nolensville, Tenn. (Dartmouth)
47	Jeremiah Williams	5-10	175	5th	Dallas, Texas (Rice)
LB (11)					
7	Bradley Shaw	6-1	229	Jr.	Hoover, Ala. (Hoover HS)
8	Phoenix Jackson	6-0	221	5th	Modesto, Calif. (Baylor)
10	Wyatt Simmons	6-3	226	Jr.	Searcy, Ark. (Harding Academy)
11	Jamonta Waller	6-1	237	Jr.	Picayune, Miss. (Auburn)
25	Ja'Quavion Smith	6-1	229	Jr.	Wingate, N.C. (Howard)
33	Jakore Smith	6-0	205	Fr.	Bryant, Ark. (Bryant HS)
35	Steven Soles Jr.	6-2	237	Jr.	Powell, Tenn. (Kentucky)
42	Jeremy Evans	6-1	229	5th	Tenaha, Texas (Baylor)
44	Ben Bogle	6-1	226	5th	Ponte Vedra, Fla. (West Virginia)
45	Preston Davis	5-11	223	Jr.	Little Rock, Ark. (LR Christian Academy)
48	Joseph Whitt	6-0	210	Jr.	Prosper, Texas (Prosper HS)
DL (18)					
0	Hunter Osborne	6-4	313	Sr.	Trussville, Ala. (Virginia)
9	Charlie Collins	6-5	233	Jr.	Pine Bluff, Ark. (Mills HS)
28	Trajen Odom	6-3	297	So.	Inglewood, Calif. (Ohio State)
30	J'Lynn Allen	6-7	226	Jr.	N. Little Rock, Ark. (Hutchinson CC)
40	Colton Yarbrough	6-5	262	Fr.	Caddo, Okla. (Durant HS)
41	Brian Alston	6-2	247	Sr.	Birmingham, Ala. (ETSU)
43	Trent Sellers	6-4	269	So.	Mobile, Ala. (Spanish Fort HS)
52	Donovan Whitten	6-3	252	Sr.	Arkadelphia, Ark. (Arkadelphia HS)
55	Antonio Sandel-Bascomb	6-3	315	Sr.	Akron, Ohio (Coffeyville CC)
88	Xadavien Sims	6-3	308	Jr.	Durant, Okla. (Oregon)
90	Caleb Bell	6-3	284	So.	Alpharetta, Ga. (Milton HS)
91	Carlon Jones	6-2	327	Jr.	Bay City, Texas (USC)
92	David Oke	6-2	298	5th	Lagos, Nigeria (Abilene Christian)
93	Keiundre Johnson	6-3	292	So.	Terrell, Texas (Terrell HS)
94	Reginald Vaughn	6-2	301	So.	Brandon, Miss. (Hartfield Academy)
95	Anthony Kennedy Jr.	6-3	337	Fr.	Little Rock, Ark. (Central HS)
97	Quincy Rhodes Jr.	6-6	273	Sr.	North Little Rock, Ark. (N. Little Rock HS)
99	Danny Beale III	6-5	347	Fr.	Vanndale, Ark. (Cross County HS)
Specialists (8)					
30	Max Gilbert (K)	6-0	201	Sr.	Memphis, Tenn. (Tennessee)
34	Jesse Ehrlich (P)	6-2	200	5th	Melbourne, Australia (Cal Poly)
37	Gavin Rush (P)	6-3	209	So.	Franklin, Tenn. (Page HS)
39	Braeden McAlister (K)	6-0	196	5th	Indian Trail, N.C. (Georgia St.)
41	Connor Smith (P)	6-3	206	Fr.	Clintwood, Va. (Ridgeview HS)
46	Charlie Von Der Meden (K)	6-0	183	Jr.	Tomball, Texas (Tomball HS)
51	Adam Johnston (LS)	6-0	225	Sr.	Ripon, Calif. (Sacramento St.)
59	Max Schmidly (LS)	6-3	217	Sr.	Charlotte, N.C. (Myers Park HS)

ALPHABETICAL ROSTER

No.	Name	Pos.
32	Matt Adcock	TE
30	J'Lynn Allen	DL
41	Brian Alston	DL
25	Markeylin Batton	RB
99	Danny Beale III	DL
90	Caleb Bell	DL
44	Ben Bogle	LB
61	Kaden Bramlage	OL
50	Kobe Branham	OL
71	Malachi Breland	OL
31	Blake Brisker	DB
75	Kavion Broussard	OL
3	CJ Brown	WR
4	Ismael Cisse	WR
55	Carey Clayton	OL
79	Josiah Clemons	OL
9	Charlie Collins	DL
26	Jalon Copeland	DB
53	Kash Courtney	OL
1	Courtney Crutchfield	WR
45	Preston Davis	LB
73	Brooks Edmonson	OL
34	Jesse Ehrlich	P
42	Jeremy Evans	LB
8	Donovan Faupel	WR
29	Brandon Ford	DB
67	Emmanuel Flor	OL
16	Braeden Fuller	QB
89	Gavin Garretson	TE
84	Breylen Gilbert	TE
30	Max Gilbert	K
15	Nsongbeh Ginyui	DB
34	Brylan Green	DB
70	Daniel Grein	OL
17	DJ Hairston Jr.	DB
18	Jude Hall	WR
1	Christian Harrison	DB
11	Monte Harrison	WR
16	Jathan Hatch	DB
54	Adam Hawkes	OL
9	Jamari Hawkins	WR
87	Cory Henderson Jr.	WR
14	Hank Hendrix	QB
35	Hutson Hendrix	TE
27	LaMarcus Hicks II	DB
2	AJ Hill	QB
22	TJ Hodges	RB
6	Khmori House	DB
18	John Howse IV	DB
88	Blair Irvin III	WR
7	KJ Jackson	QB
8	Phoenix Jackson	LB
62	Alex Johnson	OL
20	Joker Johnson	DB
93	Keiundre Johnson	DL
51	Adam Johnston	LS
91	Carlon Jones	DL
19	Antonio Jordan	WR
95	Anthony Kennedy Jr.	DL
52	Caden Kitler	OL
47	Maddox Lassiter	TE
3	Braydon Lee	DB
2	Shelton Lewis	DB
22	Tay Lockett	DB
85	Ty Lockwood	TE
14	Kyeaure Magloire	DB
6	Chris Marshall	WR
39	Braeden McAlister	K
24	Miguel Mitchell	DB
56	Ben Mubenga	OL
60	Jonas Nantze	OL
28	Trajen Odom	DL

NUMERICAL ROSTER

No.	Name	Pos.	Ht.	Wt.	Class	Exp.	Hometown (Previous School)
0	Hunter Osborne	DL	6-4	313	Sr.	TR	Trussville, Ala. (Hewitt-Trussville HS/Virginia)
0	Braylen Russell	RB	6-1	228	Jr.	2L	Benton, Ark. (Benton HS)
1	Courtney Crutchfield	WR	6-2	187	Jr.	1L	Pine Bluff, Ark. (Pine Bluff HS/Missouri)
1	Christian Harrison	DB	6-0	202	5th	TR	Atlanta, Ga. (Woodward Academy/Cincinnati)
2	AJ Hill	QB	6-4	232	So.	TR	Warner Robins, Ga. (Houston Co. HS/Memphis)
2	Shelton Lewis	DB	5-11	190	Sr.	TR	Atlanta, Ga. (Stockbridge HS/Clemson)
3	CJ Brown	WR	6-1	195	Jr.	2L	Bentonville, Ark. (Bentonville HS)
3	Braydon Lee	DB	6-1	180	Jr.	TR	Upper Marlboro, Md. (C.H. Flowers HS/Maryland)
4	Ismael Cisse	WR	6-0	198	Sr.	SQ	Denver, Colo. (Cherry Creek HS/Stanford)
4	La'khi Roland	DB	6-2	195	Jr.	TR	Conley, Ga. (Cedar Grove HS/Maryland)
5	Sutton Smith	RB	5-9	196	5th	TR	Marietta, Ga. (Walton HS/Memphis)
6	Khmori House	DB	6-1	202	Jr.	TR	Pasadena, Calif. (St. John Bosco HS/N. Carolina)
6	Chris Marshall	WR	6-3	213	5th	TR	Missouri City, Texas (Ft. Bend Marshall HS/Boise St.)
7	KJ Jackson	QB	6-4	225	Jr.	1L	Montgomery, Ala. (St. James School)
7	Bradley Shaw	LB	6-1	229	Jr.	2L	Hoover, Ala. (Hoover HS)
8	Donovan Faupel	WR	6-1	201	Sr.	TR	Riverside, Calif. (Corona Centennial HS/NMSU)
8	Phoenix Jackson	LB	6-0	221	5th	TR	Modesto, Calif. (Central Catholic HS/Baylor)
9	Charlie Collins	DL	6-5	233	Jr.	2L	Pine Bluff, Ark. (Mills HS)
9	Jamari Hawkins	WR	5-10	188	5th	TR	Mobile, Ala. (Baker HS/Memphis)
10	Wyatt Simmons	LB	6-3	226	Jr.	1L	Searcy, Ark. (Harding Academy)
10	Cade Trotter	QB	6-1	189	Jr.	TR	Dallas, Texas (Highland Park HS/Clemson)
11	Monte Harrison	WR	6-3	222	Jr.	1L	Lee's Summit, Mo. (West HS)
11	Jamonta Waller	LB	6-1	237	Jr.	TR	Picayune, Miss. (Memorial HS/Auburn)
13	Carter Stoutmire	DB	5-11	216	Sr.	TR	Plano, Texas (Prestonwood Christian HS/Colorado)
14	Hank Hendrix	QB	6-3	190	Fr.	HS	Fayetteville, Ark. (Fayetteville HS)
14	Kyeaure Magloire	DB	6-3	210	5th	TR	Minneola, Fla. (Lake Minneola HS/W. Georgia)
15	Nsongbeh Ginyui	DB	6-2	199	So.	TR	Bakersfield, Calif. (Frontier HS/Bakersfield College)
16	Braeden Fuller	QB	6-3	221	5th	TR	Floresville, Texas (Floresville HS/Angelo St.)
16	Jathan Hatch	DB	6-2	196	Jr.	TR	Biggersville, MIss. (Biggersville HS/EMCC)
17	DJ Hairston Jr.	DB	6-2	176	So.	TR	Starkville, Miss. (Starkville HS/Hinds CC)
18	Jude Hall	WR	6-5	200	Fr.	HS	Greenville, S.C. (Christ Episcopal School)
18	John Howse IV	DB	6-1	198	5th	TR	Brentwood, Tenn. (Brentwood HS/MTSU)
19	Antonio Jordan	WR	6-6	228	So.	RS	Warren, Ark. (Warren HS)
19	Kyndrick Williams	DB	6-1	188	Fr.	HS	Fayetteville, Ark. (Fayetteville HS)
20	Joker Johnson	DB	6-0	195	Sr.	TR	Hammond, La. (Hammond HS/Tulane)
21	Jasper Parker	RB	6-0	209	So.	TR	Gretna, La. (Archbishop Shaw HS/Michigan)
21	Tyler Scott	DB	6-1	202	Sr.	TR	Mableton, Ga. (Pebblebrook HS/Ga. State)
22	TJ Hodges	RB	6-0	189	Fr.	HS	Bryant, Ark. (Bryant HS)
22	Tay Lockett	DB	6-0	185	Fr.	HS	San Diego, Calif. (Conway HS)
23	Ian Williams	DB	5-10	198	So.	TR	Cartersville, Ga. (Cass HS/Memphis)
23	Kevin Young	RB	5-11	218	Fr.	HS	Forrest City, Ark. (Forrest City HS)
24	Miguel Mitchell	DB	6-1	219	5th	1L	Oxford, Ala. (Oxford HS/Florida)
24	Mario Robinson Jr.	RB	6-0	210	Sr.	TR	Memphis, Tenn. (White Station HS/Memphis)
25	Markeylin Batton	RB	5-10	181	So.	RS	Atlanta, Texas (Atlanta HS)
25	Ja'Quavion Smith	LB	6-1	229	Jr.	TR	Wingate, N.C. (Forest Hill HS/Howard)
26	Jalon Copeland	DB	6-0	197	Fr.	HS	Valdosta, Ga. (Valdosta HS)
27	LaMarcus Hicks II	DB	6-2	190	So.	TR	Clarksdale, Miss. (Maine West HS/Iowa State)
27	Cam Settles	RB	5-11	209	So.	1L	Little Rock, Ark. (Parkview HS)
28	Trajen Odom	DL	6-3	297	So.	TR	Inglewood, Calif. (Weddington HS/Ohio State)
29	Brandon Ford	DB	5-11	193	Fr.	HS	Crowley, Texas (Crowley HS)
30	J'Lynn Allen	DL	6-7	226	Jr.	TR	N. Little Rock, Ark. (NLR HS/Hutchinson CC)
30	Max Gilbert	K	6-0	201	Sr.	TR	Memphis, Tenn. (Lausanne/Tennessee)
31	Blake Brisker	DB	5-10	184	So.	RS	Argyle, Texas (Liberty Christian HS)
32	Matt Adcock	TE	6-3	258	Sr.	TR	Raleigh, Miss. (Simpson Academy/Memphis)
33	Jakore Smith	LB	6-0	205	Fr.	HS	Bryant, Ark. (Bryant HS)
34	Jesse Ehrlich	P	6-2	200	5th	TR	Melbourne, Australia (Cal Poly)
34	Brylan Green	DB	5-9	180	5th	TR	Opelousas, La. (Lafayette Christian/Liberty)
35	Hutson Hendrix	TE	5-10	237	So.	RS	Boerne, Texas (Boerne HS)
35	Steven Soles Jr.	LB	6-2	237	Jr.	TR	Powell, Tenn. (Powell HS/Kentucky)
36	Caleb Wooden	DB	6-1	195	5th	1L	Lawrenceville, Ga. (Archer HS/Auburn)
37	Gavin Rush	P	6-3	209	So.	RS	Franklin, Tenn. (Page HS)
38	Bradley Ume-Ezeoke	DB	5-10	170	Fr.	HS	Flower Mound, Texas (Marcus HS)
39	Braeden McAlister	K	6-0	196	5th	TR	Indian Trail, N.C. (Porter Ridge HS/Georgia St.)
39	Sean Williams	DB	5-9	190	5th	TR	Nolensville, Tenn. (Battle Ground Academy/Dartmouth)
40	Colton Yarbrough	DL	6-5	262	Fr.	HS	Caddo, Okla. (Durant HS)
41	Brian Alston	DL	6-2	247	Sr.	TR	Birmingham, Ala. (Spain Park HS/ETSU)
41	Connor Smith	P	6-3	206	Fr.	HS	Clintwood, Va. (Ridgeview HS)
42	Jeremy Evans	LB	6-1	229	5th	TR	Tenaha, Texas (Tenaha HS/Baylor)
43	Trent Sellers	DL	6-4	269	So.	RS	Mobile, Ala. (Spanish Fort HS)
44	Ben Bogle	LB	6-1	226	5th	TR	Ponte Vedra, Fla. (Nease HS/West Virginia)
45	Preston Davis	LB	5-11	223	Jr.	SQ	Little Rock, Ark. (LR Christian Academy)
46	Charlie Von Der Meden	K	6-0	183	Jr.	SQ	Tomball, Texas (Tomball HS)

NUMERICAL ROSTER

No.	Name	Pos.	Ht.	Wt.	Class	Exp.	Hometown (Previous School)
47	Maddox Lassiter	TE	6-3	248	Sr.	2L	Warren, Ark. (Warren HS)
47	Jeremiah Williams	DB	5-10	175	5th	TR	Dallas, Texas (Bishop Lynch HS/Rice)
48	Joseph Whitt	LB	6-0	210	Jr.	SQ	Prosper, Texas (Prosper HS)
49	Braxton Scriber	TE	6-1	250	So.	TR	Lafayette, La. (Acadiana HS/Nicholls)
50	Kobe Branham	OL	6-5	336	Jr.	1L	Fort Smith, Ark. (Southside HS)
51	Adam Johnston	LS	6-0	225	Sr.	TR	Ripon, Calif. (Ripon HS/Sacramento St.)
52	Caden Kitler	OL	6-3	303	5th	1L	The Colony, Texas (John Paul II HS/UCF)
52	Donovan Whitten	DL	6-3	252	Sr.	1L	Arkadelphia, Ark. (Arkadelphia HS)
53	Kash Courtney	OL	6-4	301	So.	RS	Carthage, Texas (Carthage HS)
54	Adam Hawkes	OL	6-6	306	Jr.	TR	Herriman, Utah (Mountain Ridge HS/Oregon St.)
55	Carey Clayton	OL	6-3	282	Fr.	HS	Grapevine, Texas (Carroll HS)
55	Antonio Sandel-Bascomb	DL	6-3	315	Sr.	TR	Akron, Ohio (East HS/Coffeyville CC)
56	Ben Mubenga	OL	6-5	289	Fr.	HS	Buford, Ga. (Buford HS)
59	Max Schmidly	LS	6-3	217	Sr.	SQ	Charlotte, N.C. (Myers Park HS)
60	Jonas Nantze	OL	6-5	289	Jr.	SQ	Springdale, Ark. (Shiloh Christian Academy)
61	Kaden Bramlage	OL	6-5	296	Fr.	HS	Shawnee, Okla. (Shawnee HS)
62	Alex Johnson	OL	6-3	308	Jr.	SQ	Little Rock, Ark. (Catholic HS)
63	Hugh Smith	OL	6-5	305	Fr.	HS	Missouri City, Texas (Ridge Point HS)
64	Bryant Williams	OL	6-7	335	5th	TR	Lake Charles, La. (Grand Lake HS/Louisiana)
65	Aaron Smith	OL	6-6	288	Sr.	SQ	Conway, Ark. (Conway HS)
66	Payton Parks-Smith	OL	6-5	305	5th	SQ	Sterlington, La. (Sterlington HS/McNeese)
67	Emmanuel Flor	OL	6-4	334	So.	TR	Brooklyn, N.Y. (IMG Academy/Sacred Heart)
70	Daniel Grein	OL	6-6	324	So.	TR	Munster, Ind. (IC Catholic Prep HS/Butler CC)
71	Malachi Breland	OL	6-5	334	Sr.	TR	Laurel, Miss. (Laurel HS/Memphis)
72	Tucker Young	OL	6-5	310	Fr.	HS	Hot Springs, Ark. (Lakeside HS)
73	Brooks Edmonson	OL	6-4	313	5th	3L	Bryant, Ark. (Bryant HS)
74	Terence Roberson Jr.	OL	6-6	322	Jr.	TR	Warren, Ark. (Warren HS/Ouachita Baptist)
75	Kavion Broussard	OL	6-6	312	Jr.	1L	New Iberia, La. (Zachary HS/Ole Miss)
78	Lucas Possenti	OL	6-5	309	Jr.	TR	Aston, Pa. (Garnett Valley HS/Temple)
79	Josiah Clemons	OL	6-7	341	So.	TR	Clinton, Miss. (Madison Central HS/Memphis)
80	Dequane Prevo	WR	5-10	176	Fr.	HS	Texarkana, Texas (Bentonville HS)
81	Dai'Shaun Thomas	WR	5-10	174	Jr.	TR	Houston, Texas (McEachern HS/Kennesaw St.)
82	Ben Pupplo	WR	6-2	187	Sr.	TR	Yakima, Wash. (West Valley HS/Utah Tech)
83	Jaden Platt	TE	6-5	255	Sr.	1L	Haslet, Texas (Eaton HS/Texas A&M)
84	Breylen Gilbert	TE	6-3	235	Jr.	TR	Fairburn, Ga. (Creekside HS/Georgia State)
85	Ty Lockwood	TE	6-4	246	Sr.	TR	Thompson's Station, Tenn. (Independence HS/Boston Coll.)
87	Cory Henderson Jr.	WR	6-0	186	Sr.	SQ	N. Little Rock, Ark. (N. Little Rock HS/Henderson St.)
88	Blair Irvin III	WR	6-0	195	Fr.	HS	Bentonville, Ark. (Bentonville HS)
88	Xadavien Sims	DL	6-3	308	Jr.	TR	Durant, Okla. (Durant HS/Oregon)
89	Gavin Garretson	TE	6-7	256	So.	RS	Chico, Calif. (Pleasant Valley HS)
90	Caleb Bell	DL	6-3	284	So.	RS	Alpharetta, Ga. (Milton HS)
91	Carlon Jones	DL	6-2	327	Jr.	TR	Bay City, Texas (Bay City HS/USC)
92	David Oke	DL	6-2	298	5th	RS	Lagos, Nigeria (Alief Hastings HS/Abilene Christian)
93	Keiundre Johnson	DL	6-3	292	So.	RS	Terrell, Texas (Terrell HS)
94	Reginald Vaughn	DL	6-2	301	So.	RS	Brandon, Miss. (Hartfield Academy)
95	Anthony Kennedy Jr.	DL	6-3	337	Fr.	HS	Little Rock, Ark. (Central HS)
97	Quincy Rhodes Jr.	DL	6-6	273	Sr.	3L	North Little Rock, Ark. (N. Little Rock HS)
99	Danny Beale III	DL	6-5	347	Fr.	HS	Vanndale, Ark. (Cross County HS)

Roster by Class: 5th - 22 | Senior - 23 | Junior - 31 | Sophomore - 23 | Freshman - 21

ALPHABETICAL ROSTER

No.	Name	Pos.
92	David Oke	DL
0	Hunter Osborne	DL
21	Jasper Parker	RB
66	Payton Parks-Smith	OL
83	Jaden Platt	TE
78	Lucas Possenti	OL
80	Dequane Prevo	WR
82	Ben Pupplo	WR
97	Quincy Rhodes Jr.	DL
74	Terence Roberson Jr.	OL
24	Mario Robinson Jr.	RB
4	La'khi Roland	DB
37	Gavin Rush	P
0	Braylen Russell	RB
55	Antonio Sandel-Bascomb	DL
59	Max Schmidly	LS
21	Tyler Scott	DB
49	Braxton Scriber	TE
43	Trent Sellers	DL
27	Cam Settles	RB
7	Bradley Shaw	LB
10	Wyatt Simmons	LB
88	Xadavien Sims	DL
65	Aaron Smith	OL
41	Connor Smith	P
63	Hugh Smith	OL
33	Jakore Smith	LB
25	Ja'Quavioin Smith	LB
5	Sutton Smith	RB
35	Steven Soles Jr.	LB
13	Carter Stoutmire	DB
81	Dai'Shaun Thomas	WR
10	Cade Trotter	QB
38	Bradley Ume-Ezeoke	DB
94	Reginald Vaughn	DL
46	Charlie Von Der Meden	K
11	Jamonta Waller	LB
48	Joseph Whitt	LB
52	Donovan Whitten	DL
64	Bryant Williams	OL
23	Ian Williams	DB
47	Jeremiah Williams	DB
19	Kyndrick Williams	DB
39	Sean Williams	DB
36	Caleb Wooden	DB
40	Colton Yarbrough	DL
23	Kevin Young	RB
72	Tucker Young	OL

FOOTBALL STAFF

Coaching Staff

Ryan Silverfield | Head Coach — 1st Season
Tim Cramsey | Offensive Coordinator — 1st Season
Ron Roberts | Defensive Coordinator — 1st Season
Chad Lunsford | Special Teams Coordinator — 1st Season
Kynjee' Cotton | Def. Run Game Coord./DL — 1st Season
Eddie Hicks | Cornerbacks — 1st Season
Jeff Myers | Run Game Coord./Offensive Line — 1st Season
David Johnson | Assistant HC/Running Backs — 1st Season
Marcus Johnson | Offensive Line — 1st Season
Larry Smith | Wide Receivers — 1st Season
Mitch Stewart | Quarterbacks — 1st Season
Morgan Turner | Tight Ends — 4th Season
Landius Wilkerson | Defensive Line — 1st Season
Deron Wilson | co-Def. Coord./Secondary — 1st Season

Graduate Assistants

Luke Hanson | Operations — 2nd Season
Bryce Robertson | Offense - TEs — 1st Season
Gage White | Offense - RBs — 2nd Season

Quality Control/Analyst

Chance Alberswerth | Assistant DL — 1st Season
Simeon Blair | Assistant DBs — 1st Season
Cannon Gibbs | Assistant LBs — 1st Season
Che Hendrix | Sr. Defensive Analyst — 2nd Season
Jake Jiannoni | Assistant OLBs — 1st Season
Nick Mathews | Research — 1st Season
Aaron Odom | Assistant WRs — 1st Season
Andy Rinehart | Special Teams — 1st Season
Dakota Tillman | Asst. Special Teams Coord. — 1st Season
CJ Wilford | Assistant Safeties — 1st Season

Support Staff

Patrick Doherty | Football Chief of Staff — 7th Season
Amanda Gilpin | Football Operations — 7th Season
Noah Franklin | Strength & Conditioning — 1st Season
Gaizka Crowley | Exec. Dir. Player Acquisition — 1st Season
Scott Gasper | Recruiting & Personnel — 1st Season
Vince Blankenship | Athletic Training — 2nd Season
Dalton Withrow | Equipment — 6th Season
Danny Wheeler | Player Development — 6th Season
Jacob Tepp | Video — 6th Season

PRONUNCIATIONS

Ismael Cisse — IS-my-el cee-cee
Donovan **Faupel** — FUH-pell
Nsongbeh Ginyui — SONG-bay GINN-you
Daniel **Grein** — grine
Monte Harrison — mon-TAY
Khmori House — kuh-more-ee
Keiundre Johnson — KEE-un-dray
Kyeaure Magloire — KEE-are-ee muh-GLOR
David **Oke** — OH-kee
Dequane Prevo — de-KWAN PREE-vo
Terence **Roberson** — ROW-ber-son
La'khi Roland — luh-KYE
Xadavian Sims — za-DAY-vee-on
Jakore Smith — ja-KORE-ee
Bradley **Ume-Ezeoke** — YOU-me E-Z-okee
Ja'Quavion Smith — ja-KWAY-vee-on
Jamonta Waller — ja-mon-TAY

GAME 1 ||| North Alabama

North Alabama (1-1) 14
Arkansas (1-0) 31

SCORING SUMMARY

	1st	2nd	3rd	4th	Final
North Alabama	0	0	7	7	14
Arkansas	7	7	7	10	31

QTR.	TEAM	SCORING PLAY
1st	ARK	I.Cisse 20-yd pass from K.Jackson (M.Gilbert kick), 7-67, 02:25
2nd	ARK	M.Adcock 2-yd pass from K.Jackson (M.Gilbert kick), 11-65, 05:23
3rd	ARK	J.Platt 10-yd pass from K.Jackson (M.Gilbert kick), 12-73, 06:19
3rd	UNA	D.Wade 6-yd rush (I.Vachon kick), 4-35, 01:18
4th	ARK	B.Russell 1-yd rush (M.Gilbert kick), 11-75, 05:12
4th	UNA	D.Wade 4-yd rush (I.Vachon kick), 4-75, 01:34
4th	ARK	M.Gilbert 33-yd FG, 13-60, 07:25

TEAM STATISTICS

	NORTH ALABAMA	ARKANSAS
FIRST DOWNS	7	29
RUSHES-YARDS (NET)	40	148
PASSING YDS (NET)	113	267
Passes Comp-Att-Int	12-24-0	24-35-1
TOTAL OFFENSE PLAYS-YARDS	44-153	84-415
Fumble Returns-Yards	0-0	0-0
Punt Returns-Yards	1-3	2-28
Kickoff Returns-Yards	0-0	0-0
Interception Returns-Yards	1-0	0-0
Punts (Number-Avg)	9-41.6	3-48.0
Fumbles-Lost	1-1	2-2
Penalties-Yards	9-79	8-74
Possession Time	18:35	41:25
Third-Down Conversions	1-10	10-17
Fourth-Down Conversions	0-0	1-2
Red-Zone Scores-Chances	2-3	5-6
Sacks By: Number-Yards	3-15	2-26



DB KHMORI HOUSE collected a pair of tackles for loss, including a sack, in the season-opening win over North Alabama.

September 5, 2026 | Fayetteville, Ark.
Donald W. Reynolds Razorback Stadium | Time: 3:15 | Attendance: 69,178
TV: SECN > Dave Neal (PBP), Cole Cubelic (Analyst), Tori Petry (Reporter)

NORTH ALABAMA

RUSHING	Att.	Gain	Lost	Net	TD	Long	Avg.
Jalen Fletcher	4	24	0	24	0	11	6.0
Chris McMillian	3	8	0	8	0	4	2.7
Jaylon Calhoun	3	8	1	7	0	8	2.3
Roderick Taylor Jr.	4	8	2	6	0	5	1.5
Destin Wade	6	22	27	-5	2	12	-0.8
Totals:	20	70	30	40	2	12	2.0

PASSING	Comp.	Att.	Int	Yds	TDs	Long	Sack
Destin Wade	12	23	0	113	0	59	2
Banks Bowen	0	1	0	0	0	0	0
Totals:	12	24	0	113	0	59	2

RECEIVING	Targets	No.	Yds	YAC	TD	Long
Xavier Johnson	11	6	82	76	0	59
Snap Reed	4	3	16	2	0	7
Connor Ruth	1	1	12	0	0	12
Noah Gregg	2	1	3	4	0	3
Chris McMillian	1	1	0	0	0	0
Jaden Perez	1	0	0	0	0	0
KJ Fields	1	0	0	0	0	0
Jalen Fletcher	2	0	0	0	0	0
Totals:	23	12	113	82	0	59

PUNTING	No.	Yds	Avg.	Long	I20	TB
Charles Mulcahy	7	278	39.7	56	0	0
Ian Vachon	2	96	48.0	55	1	1
Totals:	9	374	41.6	56	1	1

FIELD GOALS	Made	Att.	Long	Kicks
--				

ARKANSAS

RUSHING	Att.	Gain	Lost	Net	TD	Long	Avg.
Braylen Russell	17	50	1	49	1	12	2.9
Sutton Smith	15	37	1	36	0	12	2.4
KJ Jackson	10	42	15	27	0	10	2.7
Jelani Watkins	2	21	0	21	0	16	10.5
Jasper Parker	4	17	0	17	0	11	4.2
TEAM	1	0	2	-2	0	0	-2.0
Totals:	49	167	19	148	1	16	3.0

PASSING	Comp.	Att.	Int	Yds	TDs	Long	Sack
KJ Jackson	24	35	1	267	3	21	3

RECEIVING	Targets	No.	Yds	YAC	TD	Long
Chris Marshall	10	7	79	31	0	18
Sutton Smith	5	4	43	60	0	21
CJ Brown	6	3	37	29	0	16
Ty Lockwood	2	2	22	9	0	12
Jasper Parker	1	1	21	21	0	21
Ismael Cisse	2	1	20	24	1	20
Braylen Russell	1	1	11	17	0	11
Jaden Platt	1	1	10	3	1	10
Donovan Faupel	1	1	9	0	0	9
Antonio Jordan	2	1	7	1	0	7
Jelani Watkins	1	1	6	11	0	6
Matt Adcock	1	1	2	4	1	2
Jamari Hawkins	1	0	0	0	0	0
Totals:	34	24	267	210	3	21

PUNTING	No.	Yds	Avg.	Long	I20	TB
Gavin Rush	3	144	48.0	51	2	0

FIELD GOALS	Made	Att.	Long	Kicks
Max Gilbert	1	1	33	33

GAME 2 ||| at Utah

Arkansas (1-0) 10
#20/#20 Utah (1-0) 43

SCORING SUMMARY

	1st	2nd	3rd	4th	Final
Arkansas	3	0	0	7	10
Utah	7	22	7	7	43

QTR.	TEAM	SCORING PLAY
1st	ARK	M.Gilbert 29-yd FG, 14-64, 07:16
1st	UTA	W.Parker 1-yd rush (D.Curtis kick), 10-75, 04:05
2nd	UTA	D.Dampier 7-yd rush (M.Carvalho rush), 3-24, 01:28
2nd	UTA	W.Parker 9-yd rush (D.Curtis kick), 6-67, 03:05
2nd	UTA	W.Parker 7-yd pass from D.Dampier (D.Curtis kick), 6-64, 01:05
3rd	UTAH	N.Bennee 1-yd pass from D.Dampier (D.Curtis kick), 5-75, 02:57
4th	UTA	D.Dampier 2-yd rush (D.Curtis kick), 11-70, 04:45
4th	ARK	I.Cisse 21-yd pass from A.Hill (M.Gilbert kick), 14-75, 06:04

TEAM STATISTICS

	ARKANSAS	UTAH
FIRST DOWNS	21	24
RUSHES-YARDS (NET)	28-61	34-141
PASSING YDS (NET)	244	301
Passes Comp-Att-Int	22-48-1	20-28-1
TOTAL OFFENSE PLAYS-YARDS	76-305	62-442
Fumble Returns-Yards	0-0	0-0
Punt Returns-Yards	0-0	0-0
Kickoff Returns-Yards	0-0	0-0
Interception Returns-Yards	1-14	1-1
Punts (Number-Avg)	4-39.5	2-49.5
Fumbles-Lost	0-0	2-0
Penalties-Yards	7-56	7-50
Possession Time	31:57	28:03
Third-Down Conversions	7-17	5-9
Fourth-Down Conversions	2-4	1-2
Red-Zone Scores-Chances	2-2	6-6
Sacks By: Number-Yards	1-9	4-30



SAFETY CHRISTIAN HARRISON intercepted his first pass of the season in the second quarter before finishing with seven tackles at Utah.

September 12, 2026 | Salt Lake City, Utah
Rice-Eccles Stadium | Time: 8:15 | Attendance: 51,532
TV: ESPN › Justin Kutcher (PBP), Roddy Jones (Analyst), Quint Kessenich (Reporter)

ARKANSAS

RUSHING	Att.	Gain	Lost	Net	TD	Long	Avg.
KJ Jackson	7	40	6	34	0	13	4.9
Cam Settles	6	27	2	25	0	9	4.2
Sutton Smith	7	13	0	13	0	4	1.9
Braylen Russell	5	13	0	13	0	4	2.6
AJ Hill	3	0	24	-24	0	0	-8.0
Totals:	28	93	32	61	0	13	2.2

PASSING	Comp.	Att.	Int	Yds	TDs	Long	Sack
KJ Jackson	14	34	1	139	0	24	1
AJ Hill	8	14	0	105	1	27	3
Totals:	22	48	1	244	1	27	4

RECEIVING	Targets	No.	Yds	YAC	TD	Long
Chris Marshall	11	5	63	19	0	24
Ty Lockwood	7	4	41	16	0	13
Jamari Hawkins	3	3	47	34	0	27
Monte Harrison	5	3	18	9	0	10
Ismael Cisse	5	2	35	0	1	21
Donovan Faupel	1	1	23	12	0	23
Antonio Jordan	2	1	10	0	0	10
Jelani Watkins	1	1	8	8	0	8
Cam Settles	2	1	1	1	0	1
Sutton Smith	4	1	-2	0	0	0
CJ Brown	5	0	0	0	0	0
Matt Adcock	1	0	0	0	0	0
Totals:	47	22	244	99	1	27

PUNTING	No.	Yds	Avg.	Long	I20	TB
Gavin Rush	4	158	39.5	46	0	0

FIELD GOALS	Made	Att.	Long	Kicks
Max Gilbert	1	2	29	29,51x

UTAH

RUSHING	Att.	Gain	Lost	Net	TD	Long	Avg.
Wayshawn Parker	10	53	0	53	2	15	5.3
Devon Dampier	11	59	9	50	2	11	4.5
Byrd Ficklin	2	24	0	24	0	13	12.0
Steve Chavez-Soto	3	18	0	18	0	10	6.0
Mateaki Helu	1	2	0	2	0	2	2.0
Daniel Bray	4	2	3	-1	0	2	-0.2
TEAM	3	0	5	-5	0	0	-1.7
Totals:	34	158	17	141	4	15	4.1

PASSING	Comp.	Att.	Int	Yds	TDs	Long	Sack
Devon Dampier	18	24	1	261	2	57	1
Byrd Ficklin	2	4	0	40	0	36	0
Totals:	20	28	1	301	2	57	1

RECEIVING	Targets	No.	Yds	YAC	TD	Long
Wayshawn Parker	5	5	65	26	1	36
Noah Bennee	5	4	113	63	1	57
Braden Pegan	6	3	32	10	0	14
Daniel Bray	2	2	14	19	0	11
Larry Simmons	2	1	17	13	0	17
Ricky Johnson	2	1	17	3	0	17
Creed Whittemore	1	1	17	8	0	17
Byrd Ficklin	1	1	11	11	0	11
Kyri Shoels	1	1	11	4	0	11
Hunter Andrews	1	1	4	6	0	4
Steve Chavez-Soto	1	0	0	0	0	0
Daidren Zipperer	1	0	0	0	0	0
Totals:	28	20	301	163	2	57

PUNTING	No.	Yds	Avg.	Long	I20	TB
Orion Phillips	2	99	49.5	60	2	0

FIELD GOALS	Made	Att.	Long	Kicks
--				

GAME 3 ||| Georgia

#2/#2 Georgia (3-0, 1-0) 45
Arkansas (1-2, 0-1) 17

SCORING SUMMARY

	1st	2nd	3rd	4th	Final
Georgia	7	14	10	14	45
Arkansas	0	3	0	14	17

QTR.	TEAM	SCORING PLAY
1st	UGA	N.Frazier 5-yd rush (P.Woodring kick), 6-62, 03:45
2nd	UGA	C.Bowens 2-yd rush (P.Woodring kick), 10-75, 06:08
2nd	UGA	C.Bowens 5-yd rush (P.Woodring kick), 8-93, 03:52
2nd	ARK	M.Gilbert 41-yd FG, 6-52, 00:34
3rd	UGA	P.Woodring 38-yd FG, 10-55, 05:58
3rd	UGA	C.Bowens 1-yd rush (P.Woodring kick), 8-32, 04:23
4th	UGA	C.Dandridge Jr. 61-yd pass from G.Stockton (P.Woodring kick), 1-61, 00:10
4th	ARK	S.Smith 5-yd rush (M.Gilbert kick), 12-75, 04:12
4th	UGA	L.Luckie 2-yd pass from R.Puglisi (P.Woodring kick), 11-75, 05:59
4th	ARK	T.Lockwood 2-yd pass from K.Jackson (M.Gilbert kick), 9-75, 01:51

TEAM STATISTICS

	GEORGIA	ARKANSAS
FIRST DOWNS	23	18
RUSHES-YARDS (NET)	42-254	20-17
PASSING YDS (NET)	210	283
Passes Comp-Att-Int	17-21-0	29-42-0
TOTAL OFFENSE PLAYS-YARDS	63-264	62-300
Fumble Returns-Yards	0-0	0-0
Punt Returns-Yards	0-0	0-0
Kickoff Returns-Yards	0-0	1-25
Interception Returns-Yards	0-0	0-0
Punts (Number-Avg)	2-43.5	5-36.6
Fumbles-Lost	0-0	1-1
Penalties-Yards	4-41	7-42
Possession Time	35:40	24:20
Third-Down Conversions	7-11	4-11
Fourth-Down Conversions	1-1	1-2
Red-Zone Scores-Chances	6-6	3-3
Sacks By: Number-Yards	3-28	3-25



WR CHRIS MARSHALL produced his first 100-yard game at the FBS level with 7 catches for 136 yards against the Bulldogs.

September 19, 2026 | Fayetteville, Ark.
Donald W. Reynolds Razorback Stadium | Time: 11:00 | Attendance: 66,123
TV: ABC > Dave Pasch (PBP), Dusty Dvoracek (Analyst), Taylor McGregor (Reporter)

GEORGIA

RUSHING	Att.	Gain	Lost	Net	TD	Long	Avg.
Gunner Stockton	7	122	25	97	0	62	13.9
Nate Frazier	14	80	5	75	1	19	5.4
Chauncey Bowens	11	40	1	39	3	11	3.5
Dwight Phillips Jr.	3	20	0	20	0	12	6.7
Landon Roldan	1	9	0	9	0	9	9.0
Nick Peal	2	9	0	9	0	5	4.5
Craig Dandridge Jr.	1	6	0	6	0	6	6.0
Bo Walker	1	3	0	3	0	3	3.0
TEAM	2	0	4	-4	0	0	-2.0
Totals:	42	289	35	254	4	62	6.0

PASSING	Comp.	Att.	Int	Yds	TDs	Long	Sack
Gunner Stockton	10	13	0	147	1	61	3
Ryan Puglisi	7	8	0	63	1	24	0
Totals:	17	21	0	210	2	61	3

RECEIVING	Targets	No.	Yds	YAC	TD	Long
Sacovie White-Helton	4	4	27	8	0	11
Craig Dandridge Jr.	3	3	74	44	1	61
Lawson Luckie	3	3	59	35	1	33
Chauncey Bowens	2	2	13	11	0	9
Bo Walker	3	2	6	15	0	4
Jeremy Bell	1	1	19	9	0	19
Jaden Reddell	1	1	7	4	0	7
Ethan Barbour	1	1	5	3	0	5
Thomas Blackshear	3	0	0	0	0	0
Totals:	21	17	210	129	2	61

PUNTING	No.	Yds	Avg.	Long	I20	TB
Drew Miller	2	87	43.5	47	1	1

FIELD GOALS	Made	Att.	Long	Kicks
Peyton Woodring	1	1	38	38

ARKANSAS

RUSHING	Att.	Gain	Lost	Net	TD	Long	Avg.
Sutton Smith	6	17	0	17	1	5	2.8
Jelani Watkins	1	6	0	6	0	6	6.0
Cam Settles	3	5	0	5	0	3	1.7
Braylen Russell	2	4	0	4	0	3	2.0
Jasper Parker	1	1	0	1	0	1	1.0
AJ Hill	2	2	7	-5	0	2	-2.5
KJ Jackson	5	10	21	-11	0	8	-2.2
Totals:	20	45	28	17	1	8	0.8

PASSING	Comp.	Att.	Int	Yds	TDs	Long	Sack
KJ Jackson	20	27	0	212	1	40	2
AJ Hill	8	14	0	76	0	37	1
Monte Harrison	1	1	0	-5	0	0	0
Totals:	29	42	0	283	1	40	3

RECEIVING	Targets	No.	Yds	YAC	TD	Long
Chris Marshall	10	7	136	52	0	40
Ty Lockwood	5	4	15	13	1	6
Jaden Platt	3	3	23	8	0	9
Cam Settles	3	3	16	21	0	18
Jamari Hawkins	4	2	30	12	0	25
Donovan Faupel	3	2	28	6	0	22
CJ Brown	4	2	22	2	0	15
Jelani Watkins	2	2	6	7	0	4
Sutton Smith	2	1	8	8	0	8
Antonio Jordan	1	1	8	3	0	8
Braylen Russell	1	1	-4	2	0	0
AJ Hill	1	1	-5	0	0	0
Monte Harrison	1	0	0	0	0	0
Matt Adcock	1	0	0	0	0	0
Ismael Cisse	1	0	0	0	0	0
Totals:	42	29	283	134	1	40

PUNTING	No.	Yds	Avg.	Long	I20	TB
Gavin Rush	3	115	38.3	42	1	0
TEAM	1	14	14.0	14	0	0
Jesse Ehrlich	1	54	54.0	54	0	0
Totals:	5	183	36.6	54	1	0

FIELD GOALS	Made	Att.	Long	Kicks
Max Gilbert	1	1	41	41

GAME 4 ||| Tulsa

Tulsa (3-1)	6
Arkansas (2-2)	34

SCORING SUMMARY

	1st	2nd	3rd	4th	Final
Tulsa	0	0	6	0	6
Arkansas	10	6	7	11	34

QTR.	TEAM	SCORING PLAY
1st	ARK	M.Gilbert 23-yd FG, 12-70, 06:12
1st	ARK	K.Jackson 10-yd rush (M.Gilbert kick), 5-60, 02:16
2nd	ARK	M.Gilbert 35-yd FG, 6-47, 01:53
2nd	ARK	M.Gilbert 29-yd FG, 10-56, 01:47
3rd	TULSA	D.Alston 1-yd rush (D.Gee Jr. pass from D.Williams II failed), 10-81, 03:04
3rd	ARK	C.Marshall 20-yd pass from K.Jackson (M.Gilbert kick), 5-51, 01:31
4th	ARK	M.Gilbert 38-yd FG, 13-38, 06:05
4th	ARK	K.Jackson 11-yd rush (S.Smith pass from K.Jackson), 11-66, 06:32

TEAM STATISTICS

	TULSA	ARKANSAS
FIRST DOWNS	12	24
RUSHES-YARDS (NET)	23-65	43-132
PASSING YDS (NET)	176	309
Passes Comp-Att-Int	20-32-0	24-36-1
TOTAL OFFENSE PLAYS-YARDS	241	441
Fumble Returns-Yards	0-0	0-0
Punt Returns-Yards	0-0	2-5
Kickoff Returns-Yards	2-29	0-0
Interception Returns-Yards	1-0	0-0
Punts (Number-Avg)	7-44.4	3-42.0
Fumbles-Lost	2-2	0-0
Penalties-Yards	9-63	2-30
Possession Time	22:29	37:31
Third-Down Conversions	5-14	8-17
Fourth-Down Conversions	1-2	0-0
Red-Zone Scores-Chances	1-1	7-7
Sacks By: Number-Yards	3-22	2-16



WR CHRIS MARSHALL was unstoppable in a career night, hauling in nine passes for 195 yards and a score. His 195 yards were the sixth-most in a single game by a Razorback in program history.

September 26, 2026 | Fayetteville, Ark.
Donald W. Reynolds Razorback Stadium | Time: 7:00 | Attendance: 72,890
TV: SECN+ > Richard Cross (PBP), Charlie Strong (Analyst)

TULSA

RUSHING	Att.	Gain	Lost	Net	TD	Long	Avg.
Damari Alston	9	27	0	27	1	6	3.0
Trequan Jones	6	22	0	22	0	6	3.7
Dexter Williams II	6	24	16	8	0	15	1.3
Oran Singleton	1	7	0	7	0	7	7.0
Jimmy Calloway	1	1	0	1	0	1	1.0
Totals:	23	81	16	65	1	15	2.8

PASSING	Comp.	Att.	Int	Yds	TDs	Long	Sack
Dexter Williams II	20	32	0	176	0	23	2
Totals:	20	32	0	176	0	23	2

RECEIVING	Targets	No.	Yds	YAC	TD	Long
Oran Singleton	8	6	39	34	0	11
Donnell Gee Jr.	7	4	49	11	0	18
Damari Alston	3	3	16	21	0	9
David Wells Jr.	4	2	24	-1	0	15
Javon Ross	3	2	18	9	0	14
Christopher Gacayan	2	1	23	7	0	23
Grant McAtee	1	1	5	1	0	5
D.J. McKinney	1	1	2	9	0	2
Jewlyen Roberts	1	0	0	0	0	0
Totals:	30	20	176	91	0	23

PUNTING	No.	Yds	Avg.	Long	I20	TB
Max Tulen	7	311	44.4	51	1	0

FIELD GOALS	Made	Att.	Long	Kicks
--				

ARKANSAS

RUSHING	Att.	Gain	Lost	Net	TD	Long	Avg.
Cam Settles	11	40	0	40	0	7	3.6
Braylen Russell	9	30	0	30	0	10	3.3
KJ Jackson	13	58	29	29	2	20	2.2
Sutton Smith	5	20	1	19	0	9	3.8
Jasper Parker	3	18	0	18	0	12	6.0
Ismael Cisse	1	0	2	-2	0	0	-2.0
TEAM	1	0	2	-2	0	0	-2.0
Totals:	43	166	34	132	2	20	3.1

PASSING	Comp.	Att.	Int	Yds	TDs	Long	Sack
KJ Jackson	24	36	1	309	1	50	3

RECEIVING	Targets	No.	Yds	YAC	TD	Long
Chris Marshall	12	9	195	74	1	50
Cam Settles	6	6	20	26	0	11
Ismael Cisse	5	4	35	15	0	18
Jaden Platt	4	3	36	16	0	13
Braylen Russell	1	1	18	17	0	18
Jamari Hawkins	2	1	5	1	0	5
Sutton Smith	1	0	0	0	0	0
Ty Lockwood	1	0	0	0	0	0
CJ Brown	1	0	0	0	0	0
Donovan Faupel	1	0	0	0	0	0
Antonio Jordan	1	0	0	0	0	0
Totals:	35	24	309	149	1	50

PUNTING	No.	Yds	Avg.	Long	I20	TB
Gavin Rush	3	126	42.0	43	3	0

FIELD GOALS	Made	Att.	Long	Kicks
Max Gilbert	4	4	38	23,35,29,38

GAME 5 ||| at Texas A&M

Arkansas (2-3, 0-2).....7
Texas A&M (3-2, 1-2).....34

SCORING SUMMARY

	1st	2nd	3rd	4th	Final
Arkansas	7	0	0	0	7
Texas A&M	14	10	7	3	34

QTR.	TEAM	SCORING PLAY
1st	TAMU	C.Baker 2-yd rush (D.Olano kick), 8-28, 04:12
1st	TAMU	K.Edwards 20-yd rush (D.Olano kick), 10-78, 05:40
1st	ARK	C.Marshall 26-yd pass from K.Jackson (M.Gilbert kick), 6-75, 02:36
2nd	TAMU	M.Reed 1-yd rush (D.Olano kick), 13-63, 08:12
2nd	TAMU	D.Olano 57-yd FG, 7-33, 01:58
3rd	TAMU	K.Edwards 3-yd rush (D.Olano kick), 4-75, 02:18
4th	TAMU	D.Olano 50-yd FG, 9-65, 05:38

TEAM STATISTICS

	ARKANSAS	TEXAS A&M
FIRST DOWNS	14	23
RUSHES-YARDS (NET)	22-103	49-231
PASSING YDS (NET)	111	170
Passes Comp-Att-Int	13-25-1	13-19-0
TOTAL OFFENSE PLAYS-YARDS	214	401
Fumble Returns-Yards	0-0	0-0
Punt Returns-Yards	1-(-1)	1-0
Kickoff Returns-Yards	0-0	0-0
Interception Returns-Yards	0-0	1-39
Punts (Number-Avg)	3-44.0	2-42.0
Fumbles-Lost	0-0	0-0
Penalties-Yards	7-40	7-70
Possession Time	21:52	38:08
Third-Down Conversions	3-10	9-16
Fourth-Down Conversions	0-2	1-2
Red-Zone Scores-Chances	0-1	4-5
Sacks By: Number-Yards	0-0	1-7



LB BEN BOGLE recorded a career-high 16 tackles at Texas A&M, including 0.5 tackles for loss.

October 3, 2026 | College Station, Texas
Kyle Field | Time: 6:00 | Attendance: 108,657
TV: ESPN2 > Lowell Gallindo (PBP), Kirk Morrison (Analyst), Dawn Davenport (Reporter)

ARKANSAS

RUSHING	Att.	Gain	Lost	Net	TD	Long	Avg.
Sutton Smith	6	42	1	41	0	14	6.8
Braylen Russell	7	43	3	40	0	30	5.7
Cam Settles	4	12	1	11	0	7	2.8
KJ Jackson	4	13	7	6	0	5	1.5
Jasper Parker	1	5	0	5	0	5	5.0
Totals:	22	115	12	103	0	30	4.7

PASSING	Comp.	Att.	Int	Yds	TDs	Long	Sack
KJ Jackson	13	25	1	111	1	26	1

RECEIVING	Targets	No.	Yds	YAC	TD	Long
Chris Marshall	13	7	76	26	1	26
Sutton Smith	5	5	24	19	0	11
Donovan Faupel	2	1	11	1	0	11
Monte Harrison	1	0	0	0	0	0
Ismael Cisse	2	0	0	0	0	0
CJ Brown	1	0	0	0	0	0
Jamari Hawkins	1	0	0	0	0	0
Totals:	25	13	111	46	1	26

PUNTING	No.	Yds	Avg.	Long	I20	TB
Gavin Rush	3	132	44.0	51	0	0

FIELD GOALS	Made	Att.	Long	Kicks
Max Gilbert	0	1	-	55x

TEXAS A&M

RUSHING	Att.	Gain	Lost	Net	TD	Long	Avg.
Marcel Reed	9	69	3	66	1	23	7.3
KJ Edwards	11	66	0	66	2	20	6.0
Rueben Owens II	14	46	3	43	0	12	3.1
Carsyn Baker	12	26	0	26	1	8	2.2
TK Norman	1	16	0	16	0	16	16.0
DeDe Murray	2	14	0	14	0	12	7.0
Totals:	49	237	6	231	4	23	4.7

PASSING	Comp.	Att.	Int	Yds	TDs	Long	Sack
Marcel Reed	13	19	0	170	0	54	0

RECEIVING	Targets	No.	Yds	YAC	TD	Long
TK Norman	3	3	36	32	0	17
Ashton Bethel-Roman	3	3	19	25	0	10
Isaiah Horton	5	2	35	11	0	28
Houston Thomas	4	2	10	5	0	7
Kiotti Armstrong	1	1	54	47	0	54
Mario Craver	1	1	10	11	0	10
Rueben Owens II	2	1	6	4	0	6
Totals:	19	13	170	135	0	54

PUNTING	No.	Yds	Avg.	Long	I20	TB
Tyler White	2	84	42.0	44	1	0

FIELD GOALS	Made	Att.	Long	Kicks
David Olano	2	2	57	57,50

GAME 6 ||| Tennessee

#15/#14 Tennessee (4-1, 1-1)..... 24
Arkansas (2-3, 0-2)..... 17

SCORING SUMMARY

	1st	2nd	3rd	4th	Final
Tennessee	0	7	3	14	24
Arkansas	0	0	14	3	17

QTR.	TEAM	SCORING PLAY
1st	TEN	T.Thomas 5-yd pass from G.MacIntyre (C.Ranvier kick), 10-71, 04:43
3rd	ARK	B.Russell 9-yd rush (M.Gilbert kick), 5-70, 02:36
3rd	ARK	J.Platt 4-yd pass from K.Jackson (M.Gilbert kick), 10-63, 06:05
3rd	TEN	C.Ranvier 49-yd FG, 8-44, 02:53
4th	TEN	D.Brame 1-yd rush (C.Ranvier kick), 4-74, 01:57
4th	ARK	M.Gilbert 55-yd FG, 9-38, 05:32
4th	TEN	D.Bishop 8-yd rush (C.Ranvier kick), 5-94, 02:11

TEAM STATISTICS

	TENNESSEE	ARKANSAS
FIRST DOWNS	20	15
RUSHES-YARDS (NET)	35-167	34-133
PASSING YDS (NET)	247	155
Passes Comp-Att-Int	18-29-2	15-27-0
TOTAL OFFENSE PLAYS-YARDS	64-414	61-288
Fumble Returns-Yards	0-0	1-58
Punt Returns-Yards	2-20	0-0
Kickoff Returns-Yards	0-0	0-0
Interception Returns-Yards	0-0	2-11
Punts (Number-Avg)	4-47.5	8-40.2
Fumbles-Lost	2-1	2-1
Penalties-Yards	6-35	7-63
Possession Time	27:56	32:04
Third-Down Conversions	4-13	2-11
Fourth-Down Conversions	0-0	0-0
Red-Zone Scores-Chances	3-4	2-4
Sacks By: Number-Yards	2-18	1-3



DE QUINCY RHODES JR. logged a sack and returned a fumble 58 yards as one of Arkansas' three takeaways vs. Tennessee.

October 10, 2026 | Fayetteville, Ark
Donald W. Reynolds Razorback Stadium | Time: 3:15 | Attendance: 69,038
TV: SECN > Matt Schumacker (PBP), Aaron Murray (Analyst), Taylor Davis (Reporter)

TENNESSEE

RUSHING	Att.	Gain	Lost	Net	TD	Long	Avg.
DeSean Bishop	19	140	2	138	1	59	7.3
Daune Morris	8	33	0	33	0	12	4.1
Mike Matthews	2	14	0	14	0	10	7.0
DaSaahn Brame	1	1	0	1	1	1	1.0
George MacIntyre	2	0	6	-6	0	0	-3.0
TEAM	3	0	13	-13	0	0	-4.3
Totals:	35	188	21	167	2	59	4.8

PASSING	Comp.	Att.	Int	Yds	TDs	Long	Sack
George MacIntyre	18	29	2	247	1	68	1

RECEIVING	Targets	No.	Yds	YAC	TD	Long
Braylon Staley	12	7	53	51	0	22
Mike Matthews	5	4	78	47	0	33
DaSaahn Brame	4	3	87	72	0	68
Daune Morris	2	2	21	20	0	12
Trent Thomas	3	2	8	10	1	5
DeSean Bishop	1	0	0	0	0	0
Radarious Jackson	1	0	0	0	0	0
Totals:	28	18	247	200	1	68

PUNTING	No.	Yds	Avg.	Long	I20	TB
Jackson Ross	4	190	47.5	57	2	1

FIELD GOALS	Made	Att.	Long	Kicks
Cooper Ranvier	1	2	49	51x,49

ARKANSAS

RUSHING	Att.	Gain	Lost	Net	TD	Long	Avg.
Cam Settles	8	50	0	50	0	27	6.2
Sutton Smith	11	45	5	40	0	12	3.6
Jamari Hawkins	1	22	0	22	0	22	22.0
Braylen Russell	4	18	0	18	1	9	4.5
Jasper Parker	1	6	0	6	0	6	6.0
KJ Jackson	9	28	31	-3	0	11	-0.3
Totals:	34	169	36	133	1	27	3.9

PASSING	Comp.	Att.	Int	Yds	TDs	Long	Sack
KJ Jackson	15	27	0	155	1	29	2

RECEIVING	Targets	No.	Yds	YAC	TD	Long
Chris Marshall	9	7	56	33	0	15
Ty Lockwood	3	2	25	2	0	20
Monte Harrison	1	1	29	12	0	29
CJ Brown	2	1	21	20	0	21
Cam Settles	1	1	9	8	0	9
Donovan Faupel	3	1	8	1	0	8
Jaden Platt	2	1	4	0	1	4
Braylen Russell	1	1	3	1	0	3
Ismael Cisse	2	0	0	0	0	0
Totals:	24	15	155	77	1	29

PUNTING	No.	Yds	Avg.	Long	I20	TB
Gavin Rush	8	322	40.2	49	2	0

FIELD GOALS	Made	Att.	Long	Kicks
Max Gilbert	1	2	55	38x,55

GAME 7 ||| Vanderbilt

Arkansas (3-4, 1-3) 31
Vanderbilt (3-4, 0-4) 21

October 17, 2026 | Nashville, Tenn.
Donald W. Reynolds Razorback Stadium | Time: 6:00 | Attendance: 35,000
TV: ESPN2 > Taylor Zarzour (PBP), Matt Stinchcomb (Analyst), Michella Chester (Reporter)

SCORING SUMMARY

	1st	2nd	3rd	4th	Final
Arkansas	0	14	14	3	31
Vanderbilt	7	7	7	0	21

QTR.	TEAM	SCORING PLAY
1st	VU	S.Alexander 4-yd rush (B.Taylor kick), 6-76, 03:30
2nd	ARK	J.Johnson 25-yd interception return (M.Gilbert kick), 00:25
2nd	VU	J.Sherrill 24-yd pass from #2 J.Curtis (B.Taylor kick), 8-71, 04:16
2nd	ARK	C.Settles 11-yd rush (M.Gilbert kick), 9-75, 01:16
3rd	ARK	K.Jackson 8-yd rush (M.Gilbert kick), 7-75, 03:43
3rd	VU	M.Young 3-yd rush (B.Taylor kick), 3-67, 01:31
3rd	ARK	C.Settles 3-yd rush (M.Gilbert kick), 5-53, 01:32
4th	ARK	M.Gilbert 39-yd FG, 9-48, 03:22

TEAM STATISTICS

	ARKANSAS	VANDERBILT
FIRST DOWNS	24	20
RUSHES-YARDS (NET)	41-187	29-116
PASSING YDS (NET)	251	274
Passes Comp-Att-Int	21-31-0	19-31-2
TOTAL OFFENSE PLAYS-YARDS	72-438	60-390
Fumble Returns-Yards	0-0	0-0
Punt Returns-Yards	2-11	0-0
Kickoff Returns-Yards	0-0	3-78
Interception Returns-Yards	2-25	0-0
Punts (Number-Avg)	5-37.8	5-43.0
Fumbles-Lost	0-0	1-0
Penalties-Yards	5-64	5-35
Possession Time	33:47	26:13
Third-Down Conversions	8-16	5-11
Fourth-Down Conversions	1-1	0-0
Red-Zone Scores-Chances	3-3	2-2
Sacks By: Number-Yards	1-7	0-0



SAFETY MIGUEL MITCHELL stuffed the stat sheet with five tackles, one sack and an interception. His interception was his second in has many games.

ARKANSAS

RUSHING	Att.	Gain	Lost	Net	TD	Long	Avg.
KJ Jackson	11	58	0	58	1	20	5.3
Braylen Russell	14	52	1	51	0	13	3.6
Cam Settles	11	46	1	45	2	11	4.1
Sutton Smith	4	29	0	29	0	18	7.2
Jasper Parker	1	4	0	4	0	4	4.0
Totals:	41	189	2	187	3	20	4.6

PASSING	Comp.	Att.	Int	Yds	TDs	Long	Sack
KJ Jackson	21	31	0	251	0	37	0

RECEIVING	Targets	No.	Yds	YAC	TD	Long
Antonio Jordan	7	5	74	10	0	32
Ty Lockwood	4	3	26	18	0	11
Jamari Hawkins	2	2	44	18	0	31
Sutton Smith	3	2	12	19	0	12
Braylen Russell	2	2	2	8	0	6
Monte Harrison	2	1	37	19	0	37
Chris Marshall	2	1	28	32	0	28
Jaden Platt	2	1	8	2	0	8
Donovan Faupel	2	1	8	0	0	8
Ismael Cisse	2	1	6	0	0	6
CJ Brown	2	1	3	3	0	3
Cam Settles	1	1	3	0	0	3
Totals:	31	21	251	129	0	37

PUNTING	No.	Yds	Avg.	Long	I20	TB
Gavin Rush	3	96	32.0	39	0	0
Jesse Ehrlich	2	93	46.5	51	1	1
Totals:	5	189	37.8	51	1	1

FIELD GOALS	Made	Att.	Long	Kicks
Max Gilbert	1	2	39	51x,39

VANDERBILT

RUSHING	Att.	Gain	Lost	Net	TD	Long	Avg.
Sedrick Alexander	10	57	0	57	1	17	5.7
Makhilyn Young	9	45	0	45	1	14	5.0
Jared Curtis	8	22	9	13	0	8	1.6
Jamezell Lassiter	2	3	2	1	0	3	0.5
Totals:	29	127	11	116	2	17	4.0

PASSING	Comp.	Att.	Int	Yds	TDs	Long	Sack
Jared Curtis	19	31	2	274	1	45	1

RECEIVING	Targets	No.	Yds	YAC	TD	Long
Junior Sherrill	11	8	99	47	1	24
Ja'Cory Thomas	4	3	57	17	0	39
Sedrick Alexander	4	3	40	26	0	17
Maurice Veney	1	1	45	12	0	45
Brycen Coleman	1	1	13	6	0	13
Cole Spence	4	1	12	6	0	12
Makhilyn Young	1	1	4	0	0	4
Cole Adams	1	1	4	1	0	4
Jayvontay Conner	2	0	0	0	0	0
Tristen Brown	1	0	0	0	0	0
Jamezell Lassiter	1	0	0	0	0	0
Totals:	31	19	274	115	1	45

PUNTING	No.	Yds	Avg.	Long	I20	TB
Tyler Ebel	5	215	43.0	57	2	0

FIELD GOALS	Made	Att.	Long	Kicks
--				

GAME 8 ||| Missouri

#23/#23Missouri (6-2, 3-2)	34
Arkansas (3-5, 1-4)	10

SCORING SUMMARY

	1st	2nd	3rd	4th	Final
Missouri	10	3	14	7	34
Arkansas	0	7	0	3	10

QTR.	TEAM	SCORING PLAY
1st	MIZ	B.Craig 31-yd FG, 8-30, 03:51
1st	MIZ	D.Smith 0-yd fumble return (B.Craig kick), 01:52
2nd	MIZ	B.Craig 53-yd FG, 16-48, 08:14
2nd	ARK	K.Jackson 2-yd rush (M.Gilbert kick), 8-52, 01:51
3rd	MIZ	D.Olugbode 15-yd pass from A.Simmons (B.Craig kick), 8-75, 04:07
3rd	MIZ	J.Roberts 2-yd rush (B.Craig kick), 3-45, 00:51
4th	ARK	M.Gilbert 32-yd FG, 20-62, 09:51
4th	MIZ	J.Roberts 10-yd pass from A.Simmons (B.Craig kick), 4-18, 02:03

TEAM STATISTICS

	MISSOURI	ARKANSAS
FIRST DOWNS	22	18
RUSHES-YARDS (NET)	35-211	36-59
PASSING YDS (NET)	179	229
Passes Comp-Att-Int	20-31-0	20-34-1
TOTAL OFFENSE PLAYS-YARDS	66-390	70-288
Fumble Returns-Yards	1-0	0-0
Punt Returns-Yards	0-0	0-0
Kickoff Returns-Yards	0-0	1-25
Interception Returns-Yards	1-22	0-0
Punts (Number-Avg)	2-30.0	2-45.5
Fumbles-Lost	1-1	4-3
Penalties-Yards	9-80	7-85
Possession Time	31:45	28:15
Third-Down Conversions	6-13	8-17
Fourth-Down Conversions	2-3	2-4
Red-Zone Scores-Chances	4-5	2-3
Sacks By: Number-Yards	1-6	0-0



DB JOKER JOHNSON matched his career-best with eight tackles, including one tackle for loss, to earn the Crip Hall Award - given to the outstanding senior on Homecoming.

October 31, 2026 | Fayetteville, Ark.
Donald W. Reynolds Razorback Stadium | Time: 6:45 | Attendance: 65,117
TV: SECN > Dave Neal (PBP), Cole Cubelic (Analyst), Tori Petry (Reporter)

MISSOURI

RUSHING	Att.	Gain	Lost	Net	TD	Long	Avg.
Jamal Roberts	23	138	0	138	1	43	6.0
Preston Hatfield	3	49	0	49	0	37	16.3
DaMarion Fowlkes	3	18	0	18	0	8	6.0
Ahmad Hardy	2	5	0	5	0	4	2.5
Austin Simmons	3	4	1	3	0	3	1.0
TEAM	1	0	2	-2	0	0	-2.0
Totals:	35	214	3	211	1	43	6.0

PASSING	Comp.	Att.	Int	Yds	TDs	Long	Sack
Austin Simmons	20	31	0	179	2	46	0

RECEIVING	Targets	No.	Yds	YAC	TD	Long
Cayden Lee	8	6	78	39	0	46
Donovan Olugbode	8	5	50	20	1	15
Jamal Roberts	3	3	20	15	1	10
Naeshaun Montgomery	4	3	19	-1	0	11
DaMarion Fowlkes	2	2	0	7	0	4
Brett Norfleet	1	1	12	7	0	12
Caleb Goodie Sr.	3	0	0	0	0	0
Shaun Terry II	2	0	0	0	0	0
Totals:	31	20	179	87	2	46

PUNTING	No.	Yds	Avg.	Long	I20	TB
Brunno Reus	2	60	30.0	32	0	0

FIELD GOALS	Made	Att.	Long	Kicks
Blake Craig	2	2	53	31,53

ARKANSAS

RUSHING	Att.	Gain	Lost	Net	TD	Long	Avg.
Cam Settles	12	39	1	38	0	10	3.2
KJ Jackson	13	47	14	33	1	14	2.5
Sutton Smith	9	22	0	22	0	7	2.4
Braylen Russell	1	0	0	0	0	0	0.0
TEAM	1	0	34	-34	0	0	-34.0
Totals:	36	108	49	59	1	14	1.6

PASSING	Comp.	Att.	Int	Yds	TDs	Long	Sack
KJ Jackson	20	34	1	229	0	37	1

RECEIVING	Targets	No.	Yds	YAC	TD	Long
Antonio Jordan	11	7	106	36	0	37
CJ Brown	4	4	37	3	0	14
Cam Settles	4	4	25	28	0	12
Ismael Cisse	3	1	22	2	0	22
Donovan Faupel	2	1	22	3	0	22
Ty Lockwood	3	1	8	4	0	8
Courtney Crutchfield	4	1	6	2	0	6
Matt Adcock	1	1	3	-7	0	3
Jamari Hawkins	1	0	0	0	0	0
Monte Harrison	1	0	0	0	0	0
Totals:	34	20	229	71	0	37

PUNTING	No.	Yds	Avg.	Long	I20	TB
Jesse Ehrlich	2	91	45.5	47	2	0

FIELD GOALS	Made	Att.	Long	Kicks
Max Gilbert	1	2	32	52x,32

GAME 9 ||| at Auburn

Arkansas (3-6, 1-5) 23
Auburn (5-4, 3-4) 26

November 7, 2026 | Auburn, Ala.
Jordan-Hare Stadium | Time: 11:45 | Attendance: 88,043
TV: SECN > Taylor Zarzour (PBP), Matt Stinchcomb (Analyst), Michella Chester (Reporter)

SCORING SUMMARY

	1st	2nd	3rd	4th	Final
Arkansas	3	7	3	10	23
Auburn	0	3	6	17	26

QTR.	TEAM	SCORING PLAY
1st	ARK	M.Gilbert 38-yd FG, 12-57, 06:09 3-0
2nd	ARK	B.Russell 2-yd rush (M.Gilbert kick), 4-66, 01:13
2nd	AUB	A.McPherson 33-yd FG, 9-57, 01:44
3rd	AUB	C.Nimrod 15-yd pass from B.Brown (A.McPherson kick missed), 12-67, 05:01
3rd	ARK	M.Gilbert 37-yd FG, 6-56, 03:25
4th	AUB	B.Brown 5-yd rush (A.McPherson kick), 12-75, 03:46
4th	ARK	M.Gilbert 46-yd FG, 8-44, 03:12
4th	AUB	K.Singleton 28-yd pass from B.Brown (A.McPherson kick), 4-65, 01:53
4th	ARK	A.Jordan 23-yd pass from K.Jackson

TEAM STATISTICS

	ARKANSAS	AUBURN
FIRST DOWNS	20	21
RUSHES-YARDS (NET)	44-172	40-182
PASSING YDS (NET)	180	180
Passes Comp-Att-Int	14-30-1	23-34-0
TOTAL OFFENSE PLAYS-YARDS	74-352	74-362
Fumble Returns-Yards	0-0	0-0
Punt Returns-Yards	1-(-9)	0-0
Kickoff Returns-Yards	1-25	0-0
Interception Returns-Yards	0-0	1-0
Punts (Number-Avg)	3-41.7	6-44.7
Fumbles-Lost	2-1	1-0
Penalties-Yards	4-25	6-50
Possession Time	33:16	26:44
Third-Down Conversions	8-18	4-15
Fourth-Down Conversions	1-1	2-3
Red-Zone Scores-Chances	3-3	3-3
Sacks By: Number-Yards	2-10	6-42



RB CAM SETTLES recorded his first career 100-yard game, rushing 16 times for 100 yards to become the first Razorback to rush for 100 yards this season.

ARKANSAS

RUSHING	Att.	Gain	Lost	Net	TD	Long	Avg.
Cam Settles	16	102	2	100	0	46	6.2
Sutton Smith	3	65	1	64	0	65	21.3
Braylen Russell	10	28	1	27	1	8	2.7
Markeylin Batton	5	13	4	9	0	7	1.8
TEAM	1	0	1	-1	0	0	-1.0
KJ Jackson	9	18	45	-27	0	13	-3.0
Totals:	44	226	54	172	1	65	3.9

PASSING	Comp.	Att.	Int	Yds	TDs	Long	Sack
KJ Jackson	14	30	1	180	1	43	6

RECEIVING	Targets	No.	Yds	YAC	TD	Long
Chris Marshall	9	5	65	0	0	29
Monte Harrison	2	2	14	1	0	8
Ismael Cisse	4	2	12	-5	0	7
Ty Lockwood	3	1	43	20	0	43
Antonio Jordan	3	1	23	1	1	23
Donovan Faupel	2	1	17	0	0	17
Jaden Platt	2	1	12	2	0	12
CJ Brown	2	1	4	0	0	4
Cam Settles	2	0	0	0	0	0
AJ Hill	0	0	-10	0	0	0
Totals:	29	14	180	19	1	43

PUNTING	No.	Yds	Avg.	Long	I20	TB
Jesse Ehrlich	3	125	41.7	53	0	0

FIELD GOALS	Made	Att.	Long	Kicks
Max Gilbert	3	5	46	53x,38,51x,37,46

AUBURN

RUSHING	Att.	Gain	Lost	Net	TD	Long	Avg.
Byrum Brown	23	138	17	121	1	39	5.3
Jeremiah Cobb	11	41	0	41	0	7	3.7
DeShawn Spencer	2	13	2	11	0	13	5.5
Omar Mabson II	4	9	0	9	0	5	2.2
Totals:	40	201	18	182	1	39	4.6

PASSING	Comp.	Att.	Int	Yds	TDs	Long	Sack
Byrum Brown	23	34	0	180	2	28	1

RECEIVING	Targets	No.	Yds	YAC	TD	Long
Keshaun Singleton	7	6	58	19	1	28
Christian Neptune	6	6	33	11	0	16
Chas Nimrod	9	5	38	9	1	15
Brian Williams Jr.	3	2	16	6	0	9
Jeremiah Cobb	2	1	27	10	0	27
Jake Johnson	2	1	8	9	0	8
Jonathan Echols	2	1	5	0	0	5
Arlis Boardingham	1	1	-5	0	0	0
Omar Mabson II	1	0	0	0	0	0
Totals:	33	23	180	64	2	28

PUNTING	No.	Yds	Avg.	Long	I20	TB
Hudson Kaak	6	268	44.7	51	2	0

FIELD GOALS	Made	Att.	Long	Kicks
Alex McPherson	2	2	43	33,43

GAME 10 ||| South Carolina

#20/#24 South Carolina (6-4, 4-4) 6
Arkansas (4-6, 2-5) 34

November 14, 2026 | Fayetteville, Ark.
Donald W. Reynolds Razorback Stadium | Time: 6:45 | Attendance: 63,334
TV: SECN > Dave Neal (PBP), Cole Cubelic (Analyst), Tori Petry (Reporter)

SCORING SUMMARY

	1st	2nd	3rd	4th	Final
South Carolina	0	0	6	0	6
Arkansas	0	17	7	10	34

QTR.	TEAM	SCORING PLAY
1st	ARK	M.Gilbert 31-yd FG, 11-67, 04:30
2nd	ARK	C.Marshall 23-yd pass from K.Jackson (M.Gilbert kick), 11-82, 05:09
2nd	ARK	A.Jordan 28-yd pass from K.Jackson (M.Gilbert kick), 6-58, 01:26
3rd	SC	J.Coleman 3-yd rush (pass from M.Love failed), 11-74, 04:02
3rd	ARK	J.Johnson 63-yd interception return (M.Gilbert kick), 01:23
4th	ARK	M.Gilbert 30-yd FG, 8-35, 04:12
4th	ARK	S.Smith 7-yd rush (M.Gilbert kick), 4-41, 01:27

TEAM STATISTICS

	SOUTH CAROLINA	ARKANSAS
FIRST DOWNS	19	21
RUSHES-YARDS (NET)	30-98	46-167
PASSING YDS (NET)	271	188
Passes Comp-Att-Int	24-43-3	15-24-0
TOTAL OFFENSE PLAYS-YARDS	73-369	70-355
Fumble Returns-Yards	0-0	1-0
Punt Returns-Yards	1-14	0-0
Kickoff Returns-Yards	4-107	0-0
Interception Returns-Yards	0-0	3-73
Punts (Number-Avg)	3-45.3	5-33.8
Fumbles-Lost	3-1	0-0
Penalties-Yards	12-91	7-65
Possession Time	27:14	32:46
Third-Down Conversions	8-17	5-16
Fourth-Down Conversions	1-3	2-2
Red-Zone Scores-Chances	1-5	3-3
Sacks By: Number-Yards	1-1	1-13



DB JOKER JOHNSON became just the third player in program history to return two interceptions for touchdowns in a single season with a Pick 6 in the third quarter, his first of two interceptions on the night.

SOUTH CAROLINA

RUSHING	Att.	Gain	Lost	Net	TD	Long	Avg.
Jabree Coleman	16	83	6	77	1	13	4.8
Christian Clark	3	17	0	17	0	12	5.7
Isaiah Augustave	7	15	4	11	0	5	1.6
Jawarn Howell	1	5	0	5	0	5	5.0
Cutter Woods	3	2	14	-12	0	2	-4.0
Totals:	30	122	24	98	1	13	3.3

PASSING	Comp.	Att.	Int	Yds	TDs	Long	Sack
Cutter Woods	24	43	3	271	0	51	1

RECEIVING	Targets	No.	Yds	YAC	TD	Long
Jabree Coleman	7	6	45	59	0	28
Brady Hunt	5	5	25	8	0	8
Mazeo Bennett Jr.	4	4	61	7	0	51
Sequel Patterson	5	3	30	12	0	19
Donovan Murph	6	2	40	19	0	28
DJ Black	4	2	19	6	0	17
Maurice Brown II	2	1	38	37	0	38
Charly Mullaly	3	1	13	7	0	13
Malik Clark	1	0	0	0	0	0
Lex Cyrus	2	0	0	0	0	0
Totals:	39	24	271	155	0	51

PUNTING	No.	Yds	Avg.	Long	I20	TB
Mason Love	3	136	45.3	49	1	0

FIELD GOALS	Made	Att.	Long	Kicks
Malik Orsan	0	1	--	33x

ARKANSAS

RUSHING	Att.	Gain	Lost	Net	TD	Long	Avg.
Cam Settles	17	71	7	64	0	19	3.8
Sutton Smith	13	60	0	60	1	12	4.6
KJ Jackson	10	47	1	46	0	14	4.6
Braylen Russell	4	7	4	3	0	4	0.8
Markeylin Batton	1	0	2	-2	0	0	-2.0
TEAM	1	0	4	-4	0	0	-4.0
Totals:	46	185	18	167	1	19	3.6

PASSING	Comp.	Att.	Int	Yds	TDs	Long	Sack
KJ Jackson	15	24	0	188	2	28	1

RECEIVING	Targets	No.	Yds	YAC	TD	Long
Chris Marshall	7	4	63	24	1	23
Antonio Jordan	7	4	62	14	1	28
Cam Settles	2	2	21	22	0	12
Monte Harrison	3	2	20	2	0	13
Donovan Faupel	1	1	12	4	0	12
Ismael Cisse	1	1	5	0	0	5
Sutton Smith	2	1	5	10	0	5
Jamari Hawkins	1	0	0	0	0	0
Totals:	24	15	188	76	2	28

PUNTING	No.	Yds	Avg.	Long	I20	TB
Jesse Ehrlich	5	169	33.8	49	1	0

FIELD GOALS	Made	Att.	Long	Kicks
Max Gilbert	2	3	31	31,44x,30

GAME 11 ||| at Texas

Arkansas (4-6, 2-5) 3
#8/#8 Texas (8-2, 5-2) 45

November 21, 2026 | Austin, Texas
Darrell K Royal-Texas Memorial Stadium | Time: 2:30 | Attendance: 103,508
TV: ESPN › Wes Durham (PBP), Dusty Dvoracek (Analyst), Taylor McGregor (Reporter)

SCORING SUMMARY

	1st	2nd	3rd	4th	Final
Arkansas	3	0	0	0	3
Texas	14	17	7	7	45

QTR.	TEAM	SCORING PLAY
1st	TEX	A.Manning 3-yd rush (G.Spetic kick), 7-52, 02:54
1st	TEX	J.McDonald 31-yd interception return (G.Spetic kick), 01:17
1st	ARK	M.Gilbert 30-yd FG, 11-63, 05:29
2nd	TEX	G.Spetic 36-yd FG, 10-75, 05:01
2nd	TEX	E.Winston 21-yd pass from A.Manning (G.Spetic kick), 6-70, 03:01
2nd	TEX	E.Mosley V 17-yd pass from A.Manning (G.Spetic kick), 4-74, 00:26
3rd	TEX	M.Terry III 1-yd rush (G.Spetic kick), 10-75, 04:47 3-38
4th	TEX	D.Cooper 8-yd rush (G.Spetic kick), 8-67, 04:44

TEAM STATISTICS

	ARKANSAS	TEXAS
FIRST DOWNS	20	21
RUSHES-YARDS (NET)	33-110	30-116
PASSING YDS (NET)	253	332
Passes Comp-Att-Int	21-38-2	24-28-0
TOTAL OFFENSE PLAYS-YARDS	71-363	58-248
Fumble Returns-Yards	0-0	0-0
Punt Returns-Yards	0-0	0-0
Kickoff Returns-Yards	1-21	0-0
Interception Returns-Yards	0-0	2-31
Punts (Number-Avg)	2-38.5	2-47.5
Fumbles-Lost	1-0	0-0
Penalties-Yards	4-29	4-26
Possession Time	31:21	28:39
Third-Down Conversions	3-14	6-11
Fourth-Down Conversions	2-6	1-1
Red-Zone Scores-Chances	1-2	5-5
Sacks By: Number-Yards	1-9	3-18



WR CHRIS MARSHALL posted his third 100-yard game of the season, matching his career-best with nine catches for 106 yards.

ARKANSAS

RUSHING	Att.	Gain	Lost	Net	TD	Long	Avg.
Cam Settles	14	63	0	63	0	8	4.5
KJ Jackson	10	47	8	39	0	13	3.9
Sutton Smith	4	9	0	9	0	5	2.2
Braylen Russell	3	9	0	9	0	6	3.0
Jamari Hawkins	1	0	0	0	0	0	0.0
Hank Hendrix	1	0	10	-10	0	0	-10.0
Totals:	33	128	18	110	0	13	3.3

PASSING	Comp.	Att.	Int	Yds	TDs	Long	Sack
KJ Jackson	15	28	1	190	0	28	2
Hank Hendrix	6	10	1	63	0	19	1
Totals:	21	38	2	253	0	28	3

RECEIVING	Targets	No.	Yds	YAC	TD	Long
Chris Marshall	14	9	106	51	0	28
Antonio Jordan	7	3	29	12	0	12
Sutton Smith	2	2	24	24	0	19
CJ Brown	1	1	26	3	0	26
Braylen Russell	2	1	23	6	0	23
Jaden Platt	3	1	16	9	0	16
Monte Harrison	2	1	11	2	0	11
Courtney Crutchfield	1	1	11	1	0	11
Ismael Cisse	1	1	4	1	0	4
Donovan Faupel	3	1	3	1	0	3
Ty Lockwood	2	0	0	0	0	0
Totals:	38	21	253	110	0	28

PUNTING	No.	Yds	Avg.	Long	I20	TB
Jesse Ehrlich	2	77	38.5	41	1	0

FIELD GOALS	Made	Att.	Long	Kicks
Max Gilbert	1	2	30	30,44x

TEXAS

RUSHING	Att.	Gain	Lost	Net	TD	Long	Avg.
Michael Terry III	7	32	0	32	1	8	4.6
Derrek Cooper	7	26	0	26	1	8	3.7
James Simon	5	25	1	24	0	9	4.8
Arch Manning	5	26	10	16	1	13	3.2
Raleek Brown	5	15	2	13	0	8	2.6
Ryan Wingo	1	5	0	5	0	5	5.0
Totals:	30	129	13	116	3	13	3.9

PASSING	Comp.	Att.	Int	Yds	TDs	Long	Sack
Arch Manning	21	25	0	287	2	41	1
Karle "KJ" Lacey Jr.	3	3	0	45	0	35	0
Totals:	24	28	0	332	2	41	1

RECEIVING	Targets	No.	Yds	YAC	TD	Long
Emmett Mosley V	8	8	106	67	1	41
Ryan Wingo	8	6	68	41	0	29
Raleek Brown	3	3	52	61	0	30
Jermaine Bishop Jr.	3	3	28	21	0	18
Sterling Berkhalter	1	1	35	0	0	35
Emaree Winston	1	1	21	0	1	21
Cam Coleman	2	1	16	10	0	16
Derrek Cooper	1	1	6	12	0	6
Totals:	27	24	332	212	2	41

PUNTING	No.	Yds	Avg.	Long	I20	TB
Mac Chiumento	2	95	47.5	54	0	1

FIELD GOALS	Made	Att.	Long	Kicks
Gianni Spetic	1	1	36	36

TEAM STATISTICS

	AR	OPP
Scoring	**217**	**298**
Points per game	19.7	27.1
Points Off Turnovers	45	53
First Downs	**224**	**212**
Rushing	86	92
Passing	118	99
Penalty	20	21
Rushing Yardage	**1289**	**1620**
Yards gained rushing	1591	1815
Yards lost rushing	302	195
Rushing attempts	396	367
Average per rush	3.3	4.4
Average per game	117.2	147.3
TDs Rushing	11	25
Passing Yardage	**2470**	**2453**
Comp-Att-Int	218-370-8	210-320-8
Average per pass	6.7	7.7
Average per catch	11.3	11.7
Average per game	224.5	223.0
TDs Passing	11	12
Total offense	**3759**	**4073**
Total plays	766	687
Average per play	4.9	5.9
Average per game	341.7	370.3
Kick returns: #-Yards	**4-96**	**9-214**
Punt returns: #-Yards	**8-34**	**5-37**
Int returns: #-Yards	**8-123**	**8-93**
Kick return average	**24.0**	**23.8**
Punt return average	**4.3**	**7.4**
Int return average	**15.4**	**11.6**
Fumbles-Lost	**12-8**	**13-6**
Penalties-Yards	**65-593**	**78-620**
Average per game	53.9	56.4
Punts-Yards	**43-1716**	**44-1920**
Average per punt	39.9	43.6
Net punt average	38.6	41.3
Kickoffs-Yards	**50-3252**	**57-3625**
Average per kick	65.0	63.6
Net kick average	40.3	39.4
Time of possession / game	**31:41**	**28:19**
3rd-down conversion	**66/163**	**60/140**
3rd-down pct	40%	43%
4th-down conversion	**12/24**	**10/17**
4th-down pct	50%	59%
Sacks by-Yards	**14-118**	**27-187**
Misc Yards	**0**	**0**
Touchdowns scored	**24**	**39**
Field goals - attempts	**16-25**	**9-11**
On-Side kicks	**0-0**	**0-1**
Red-zone scores	**(31-37) 84%**	**(37-45) 82%**
Red-zone touchdowns	**(18-37) 49%**	**(33-45) 73%**
PAT-attempts	**(23-23) 100%**	**(35-36) 97%**
2-point conversion-attempts	**(1-1) 100%**	**(1-3) 33%**
Attendance	**405680**	**386740**
Games / Avg per game	6/67613	5/77348
Neutral site games	-	0/0

Score by Periods

Team	1st	2nd	3rd	4th	OT	TOT
Arkansas	33	61	52	71	0	217
Opponents	59	83	80	76	0	298

ARKANSAS GAME-BY-GAME STATISTICS

		Rushing				Receiving				Passing				Kick Returns				Punt Returns				tot
Date	Opponent	no.	yds	td	lg	no.	yds	td	lg	cmp-att-int	yds	td	lg	no.	yds	td	lg	no.	yds	td	lg	off
09/05/2026	North Ala.	49	148	1	16	24	267	3	21	24-35-1	267	3	21	0	0	0	0	2	28	0	20	415
09/12/2026	at Utah	28	61	0	13	22	244	1	27	22-48-1	244	1	27	0	0	0	0	0	0	0	0	305
09/19/2026	Georgia	20	17	1	8	29	283	1	40	29-42-0	283	1	40	1	25	0	25	0	0	0	0	300
09/26/2026	Tulsa	43	132	2	20	24	309	1	50	24-36-1	309	1	50	0	0	0	0	2	5	0	7	441
10/03/2026	at Texas A&M	22	103	0	30	13	111	1	26	13-25-1	111	1	26	0	0	0	0	1	-1	0	0	214
10/10/2026	Tennessee	34	133	1	27	15	155	1	29	15-27-0	155	1	29	0	0	0	0	0	0	0	0	288
10/17/2026	at Vanderbilt	41	187	3	20	21	251	0	37	21-31-0	251	0	37	0	0	0	0	2	11	0	6	438
10/31/2026	Missouri	36	59	1	14	20	229	0	37	20-34-1	229	0	37	1	25	0	25	0	0	0	0	288
11/07/2026	at Auburn	44	172	1	65	14	180	1	43	14-30-1	180	1	43	1	25	0	25	1	-9	0	0	352
11/14/2026	South Carolina	46	167	1	19	15	188	2	28	15-24-0	188	2	28	0	0	0	0	0	0	0	0	355
11/21/2026	at Texas	33	110	0	13	21	253	0	28	21-38-2	253	0	28	1	21	0	21	0	0	0	0	363
Arkansas		**396**	**1289**	**11**	**65**	**218**	**2470**	**11**	**50**	**218-370-8**	**2470**	**11**	**50**	**4**	**96**	**0**	**25**	**8**	**34**	**0**	**20**	**3759**
Opponents		**367**	**1620**	**25**	**62**	**210**	**2453**	**12**	**68**	**210-320-8**	**2453**	**12**	**68**	**9**	**214**	**0**	**33**	**5**	**37**	**0**	**18**	**4073**

Arkansas Averages

Games	Avg/ rush	Avg/ catch	Pass effic	KR avg	PR avg	All purpose avg/game	Total offense avg/game
11	3.3	11.3	120.5	24.0	4.3	364.7	341.7

		Tackles				Sacks	Fumble		Pass Defense			blkd	PAT attempts			off		
Date	Opponent	ua	a	total	tfl-yds	no-yds	ff	fr-yds	int-yds	qbh	brup	kick	kick	rush	rcv	saf	t/o	pts
09/05/2026	North Ala.	21	14	35	5.0-30	2-26	1	1-0	0-0	2	4	0	4-4	0	0	0	0	31
09/12/2026	at Utah	27	36	63	4.0-15	1-9	0	0-0	1-14	1	0	0	1-1	0	0	0	0	10
09/19/2026	Georgia	32	34	66	6.0-31	3-25	0	0-0	0-0	2	0	0	2-2	0	0	0	0	17
09/26/2026	Tulsa	23	38	61	2.0-16	2-16	2	2-0	0-0	4	6	0	2-2	0	1	0	11	34
10/03/2026	at Texas A&M	23	64	87	3.0-6	0-0	0	0-0	0-0	1	1	0	1-1	0	0	0	0	7
10/10/2026	Tennessee	30	26	56	4.0-6	1-3	0	1-58	2-11	3	3	0	2-2	0	0	0	7	17
10/17/2026	at Vanderbilt	35	20	55	3.0-11	1-7	1	0-0	2-25	2	2	0	4-4	0	0	0	10	31
10/31/2026	Missouri	27	44	71	3.0-6	0-0	1	1-0	0-0	4	3	0	1-1	0	0	0	0	10
11/07/2026	at Auburn	41	32	73	9.0-43	2-10	1	0-0	0-0	2	3	0	2-2	0	0	0	0	23
11/14/2026	South Carolina	36	28	64	2.0-16	1-13	1	1-0	3-73	9	4	0	4-4	0	0	0	17	34
11/21/2026	at Texas	38	20	58	6.0-20	1-9	0	0-0	0-0	3	1	0	0-0	0	0	0	0	3
Arkansas		**333**	**356**	**689**	**47.0-200**	**14-118**	**7**	**6-58**	**8-123**	**33**	**27**	**0**	**23-23**	**0**	**1**	**0**	**45**	**217**
Opponents		**354**	**422**	**776**	**63.0-277**	**27-187**	**7**	**8-0**	**8-93**	**35**	**55**	**1**	**35-36**	**1**	**0**	**0**	**53**	**298**

		Punting									Field Goals			Kickoffs				
Date	Opponent	no.	yds	avg	long	blkd	tb	fc	50+	i20	md-att	long	blkd	no.	yds	avg	tb	ob
09/05/2026	North Ala.	3	144	48.0	51	0	0	2	1	2	1-1	33	0	6	390	65.0	6	0
09/12/2026	at Utah	4	158	39.5	46	0	0	3	0	0	1-2	29	0	3	195	65.0	3	0
09/19/2026	Georgia	5	183	36.6	54	1	0	3	1	1	1-1	41	0	4	260	65.0	4	0
09/26/2026	Tulsa	3	126	42.0	43	0	0	2	0	3	4-4	38	0	7	448	64.0	5	0
10/03/2026	at Texas A&M	3	132	44.0	51	0	0	0	1	0	0-1	0	0	2	130	65.0	2	0
10/10/2026	Tennessee	8	322	40.3	49	0	0	4	0	2	1-2	55	0	4	260	65.0	4	0
10/17/2026	at Vanderbilt	5	189	37.8	51	0	1	4	1	1	1-2	39	0	6	409	68.2	3	0
10/31/2026	Missouri	2	91	45.5	47	0	0	2	0	2	1-2	32	0	3	195	65.0	3	0
11/07/2026	at Auburn	3	125	41.7	53	0	0	1	1	0	3-5	46	0	6	390	65.0	6	0
11/14/2026	South Carolina	5	169	33.8	49	0	0	0	0	1	2-3	31	0	7	445	63.6	3	0
11/21/2026	at Texas	2	77	38.5	41	0	0	1	0	1	1-2	30	0	2	130	65.0	2	0
Arkansas		**43**	**1716**	**39.9**	**54**	**1**	**1**	**22**	**5**	**13**	**16-25**	**55**	**0**	**50**	**3252**	**65.0**	**41**	**0**
Opponents		**44**	**1920**	**43.6**	**61**	**0**	**4**	**12**	**8**	**13**	**9-11**	**57**	**0**	**57**	**3625**	**63.6**	**40**	**3**

OPPONENT GAME-BY-GAME STATISTICS

		Rushing				Receiving				Passing				Kick Returns				Punt Returns				tot
Date	Opponent	no.	yds	td	lg	no.	yds	td	lg	cmp-att-int	yds	td	lg	no.	yds	td	lg	no.	yds	td	lg	off
09/05/2026	North Ala.	20	40	2	12	12	113	0	59	12-24-0	113	0	59	0	0	0	0	1	3	0	3	153
09/12/2026	at Utah	34	140	4	15	20	301	2	57	20-28-1	301	2	57	0	0	0	0	0	0	0	0	441
09/19/2026	Georgia	42	254	4	62	17	210	2	61	17-21-0	210	2	61	0	0	0	0	0	0	0	0	464
09/26/2026	Tulsa	23	65	1	15	20	176	0	23	20-32-0	176	0	23	2	29	0	16	0	0	0	0	241
10/03/2026	at Texas A&M	49	231	4	23	13	170	0	54	13-19-0	170	0	54	0	0	0	0	1	0	0	0	401
10/10/2026	Tennessee	35	167	2	59	18	247	1	68	18-29-2	247	1	68	0	0	0	0	2	20	0	18	414
10/17/2026	at Vanderbilt	29	116	2	17	19	274	1	45	19-31-2	274	1	45	3	78	0	33	0	0	0	0	390
10/31/2026	Missouri	35	211	1	43	20	179	2	46	20-31-0	179	2	46	0	0	0	0	0	0	0	0	390
11/07/2026	at Auburn	40	182	1	39	23	180	2	28	23-34-0	180	2	28	0	0	0	0	0	0	0	0	362
11/14/2026	South Carolina	30	98	1	13	24	271	0	51	24-43-3	271	0	51	4	107	0	33	1	14	0	14	369
11/21/2026	at Texas	30	116	3	13	24	332	2	41	24-28-0	332	2	41	0	0	0	0	0	0	0	0	448
Opponents		**367**	**1620**	**25**	**62**	**210**	**2453**	**12**	**68**	**210-320-8**	**2453**	**12**	**68**	**9**	**214**	**0**	**33**	**5**	**37**	**0**	**18**	**4073**
Arkansas		**396**	**1289**	**11**	**65**	**218**	**2470**	**11**	**50**	**218-370-8**	**2470**	**11**	**50**	**4**	**96**	**0**	**25**	**8**	**34**	**0**	**20**	**3759**

Opponents Averages

Games	Avg/ rush	Avg/ catch	Pass effic	KR avg	PR avg	All purpose avg/game	Total offense avg/game
11	4.4	11.7	137.4	23.8	7.4	401.5	370.3

		Tackles				Sacks	Fumble		Pass Defense			blkd	PAT attempts			off		
Date	Opponent	ua	a	total	tfl-yds	no-yds	ff	fr-yds	int-yds	qbh	brup	kick	kick	rush	rcv	saf	t/o	pts
09/05/2026	North Ala.	32	68	100	5.0-17	3-15	2	2-0	1-0	3	2	0	2-2	0	0	0	7	14
09/12/2026	at Utah	36	24	60	7.0-35	4-30	0	0-0	1-1	0	13	0	5-5	1	0	0	8	43
09/19/2026	Georgia	33	26	59	6.0-42	3-28	1	1-0	0-0	3	6	1	6-6	0	0	0	0	45
09/26/2026	Tulsa	34	60	94	7.0-34	3-22	0	0-0	1-0	4	3	0	0-0	0	0	0	0	6
10/03/2026	at Texas A&M	21	24	45	6.0-15	1-7	0	0-0	1-39	3	3	0	4-4	0	0	0	7	34
10/10/2026	Tennessee	30	32	62	6.0-36	2-18	1	1-0	0-0	4	5	0	3-3	0	0	0	0	24
10/17/2026	at Vanderbilt	31	50	81	3.0-6	0-0	0	0-0	0-0	4	5	0	3-3	0	0	0	0	21
10/31/2026	Missouri	28	44	72	2.0-7	1-6	2	3-0	1-22	3	7	0	4-4	0	0	0	24	34
11/07/2026	at Auburn	42	14	56	12.0-53	6-42	0	1-0	1-0	5	7	0	2-3	0	0	0	0	26
11/14/2026	South Carolina	33	44	77	6.0-14	1-1	0	0-0	0-0	2	2	0	0-0	0	0	0	0	6
11/21/2026	at Texas	34	36	70	3.0-18	3-18	1	0-0	2-31	4	2	0	6-6	0	0	0	7	45
Opponents		**354**	**422**	**776**	**63.0-277**	**27-187**	**7**	**8-0**	**8-93**	**35**	**55**	**1**	**35-36**	**1**	**0**	**0**	**53**	**298**
Arkansas		**333**	**356**	**689**	**47.0-200**	**14-118**	**7**	**6-58**	**8-123**	**33**	**27**	**0**	**23-23**	**0**	**1**	**0**	**45**	**217**

		Punting									Field Goals			Kickoffs				
Date	Opponent	no.	yds	avg	long	blkd	tb	fc	50+	i20	md-att	long	blkd	no.	yds	avg	tb	ob
09/05/2026	North Ala.	9	374	41.6	56	0	1	2	2	1	0-0	0	0	3	195	65.0	3	0
09/12/2026	at Utah	2	100	50.0	61	0	0	0	1	2	0-0	0	0	7	455	65.0	7	0
09/19/2026	Georgia	2	87	43.5	47	0	1	0	0	1	1-1	38	0	8	503	62.9	4	0
09/26/2026	Tulsa	7	311	44.4	51	0	0	4	1	1	0-0	0	0	1	65	65.0	1	0
10/03/2026	at Texas A&M	2	84	42.0	44	0	0	1	0	1	2-2	57	0	6	390	65.0	6	0
10/10/2026	Tennessee	4	190	47.5	57	0	1	3	1	2	1-2	49	0	5	324	64.8	4	1
10/17/2026	at Vanderbilt	5	215	43.0	57	0	0	0	1	2	0-0	0	0	4	260	65.0	4	0
10/31/2026	Missouri	2	60	30.0	32	0	0	0	0	0	2-2	53	0	7	450	64.3	4	0
11/07/2026	at Auburn	6	268	44.7	51	0	0	1	1	2	2-2	43	0	6	385	64.2	4	1
11/14/2026	South Carolina	3	136	45.3	49	0	0	1	0	1	0-1	0	0	2	90	45.0	0	1
11/21/2026	at Texas	2	95	47.5	54	0	1	0	1	0	1-1	36	0	8	508	63.5	3	0
Opponents		**44**	**1920**	**43.6**	**61**	**0**	**4**	**12**	**8**	**13**	**9-11**	**57**	**0**	**57**	**3625**	**63.6**	**40**	**3**
Arkansas		**43**	**1716**	**39.9**	**54**	**1**	**1**	**22**	**5**	**13**	**16-25**	**55**	**0**	**50**	**3252**	**65.0**	**41**	**0**

TEAM COMPARISON GAME-BY-GAME STATISTICS

Opponent	Score	First Downs Total	First Downs Rush	First Downs Pass	First Downs Pen	Rushing Number-Yards	Passing Comp-Att.-Int	Passing Yards	Total Offense Plays-Yards	Return Yards	Turn-Overs
North Ala.	31-14	29 / 7	12 / 1	14 / 3	3 / 3	49-148 / 20-40	24-35-1 / 12-24-0	267 / 113	84-415 / 44-153	28 / 3	3 / 1
Utah	10-43	21 / 24	5 / 10	14 / 12	2 / 2	28-61 / 34-140	22-48-1 / 20-28-1	244 / 301	76-305 / 62-441	14 / 1	1 / 1
Georgia	17-45	18 / 23	3 / 13	13 / 7	2 / 3	20-17 / 42-254	29-42-0 / 17-21-0	283 / 210	62-300 / 63-464	25 / 0	1 / 0
Tulsa	34-6	24 / 12	10 / 2	12 / 9	2 / 1	43-132 / 23-65	24-36-1 / 20-32-0	309 / 176	79-441 / 55-241	5 / 29	1 / 2
Texas A&M	7-34	14 / 23	4 / 15	7 / 5	3 / 3	22-103 / 49-231	13-25-1 / 13-19-0	111 / 170	47-214 / 68-401	-1 / 39	1 / 0
Tennessee	17-24	15 / 20	6 / 9	8 / 9	1 / 2	34-133 / 35-167	15-27-0 / 18-29-2	155 / 247	61-288 / 64-414	69 / 20	1 / 3
Vanderbilt	31-21	24 / 20	12 / 8	11 / 12	1 / 0	41-187 / 29-116	21-31-0 / 19-31-2	251 / 274	72-438 / 60-390	36 / 78	0 / 2
Missouri	10-34	18 / 22	8 / 11	9 / 8	1 / 3	36-59 / 35-211	20-34-1 / 20-31-0	229 / 179	70-288 / 66-390	25 / 22	4 / 1
Auburn	23-26	20 / 21	9 / 10	10 / 10	1 / 1	44-172 / 40-182	14-30-1 / 23-34-0	180 / 180	74-352 / 74-362	16 / 0	2 / 0
South Carolina	34-6	21 / 19	10 / 7	8 / 10	3 / 2	46-167 / 30-98	15-24-0 / 24-43-3	188 / 271	70-355 / 73-369	73 / 121	0 / 4
Texas	3-45	20 / 21	7 / 6	12 / 14	1 / 1	33-110 / 30-116	21-38-2 / 24-28-0	253 / 332	71-363 / 58-448	21 / 31	2 / 0
Totals	**217-298**	**224 / 212**	**86 / 92**	**118 / 99**	**20 / 21**	**396-1289 / 367-1620**	**218-370-8 / 210-320-8**	**2470 / 2453**	**766-3759 / 687-4073**	**311 / 344**	**16 / 14**

Opponents	3rd Down Conversion	4th Down Conversion	Time of Possession	TOP Margin	Avg Yds/Rush	Avg Yds/Pass	Avg Yds/Play	Punting Number-Avg	Penalties Number-Yards	Sacks
North Ala.	10-17 / 1-10	1-2 / 0-0	41:25 / 18:35	22:50	3.0 / 2.0	7.6 / 4.7	4.9 / 3.5	3-48.0 / 9-41.6	8-74.0 / 9-79.0	2 / 3
Utah	7-17 / 5-9	2-4 / 1-2	31:57 / 28:03	03:54	2.2 / 4.1	5.1 / 10.8	4.0 / 7.1	4-39.5 / 2-50.0	7-56.0 / 7-50.0	1 / 4
Georgia	4-11 / 7-11	1-2 / 1-1	24:20 / 35:40	-11:20	0.9 / 6.0	6.7 / 10.0	4.8 / 7.4	5-36.6 / 2-43.5	7-42.0 / 4-41.0	3 / 3
Tulsa	8-17 / 5-14	0-0 / 1-2	37:31 / 22:29	15:02	3.1 / 2.8	8.6 / 5.5	5.6 / 4.4	3-42.0 / 7-44.4	2-30.0 / 9-63.0	2 / 3
Texas A&M	3-10 / 9-16	0-2 / 1-2	21:52 / 38:08	-16:16	4.7 / 4.7	4.4 / 8.9	4.6 / 5.9	3-44.0 / 2-42.0	7-40.0 / 7-70.0	0 / 1
Tennessee	2-11 / 4-13	0-0 / 0-0	32:04 / 27:56	04:08	3.9 / 4.8	5.7 / 8.5	4.7 / 6.5	8-40.3 / 4-47.5	7-63.0 / 6-35.0	1 / 2
Vanderbilt	8-16 / 5-11	1-1 / 0-0	33:47 / 26:13	07:34	4.6 / 4.0	8.1 / 8.8	6.1 / 6.5	5-37.8 / 5-43.0	5-64.0 / 5-35.0	1 / 0
Missouri	8-17 / 6-13	2-4 / 2-3	28:15 / 31:45	-03:30	1.6 / 6.0	6.7 / 5.8	4.1 / 5.9	2-45.5 / 2-30.0	7-85.0 / 9-80.0	0 / 1
Auburn	8-18 / 4-15	1-1 / 2-3	33:16 / 26:44	06:32	3.9 / 4.6	6.0 / 5.3	4.8 / 4.9	3-41.7 / 6-44.7	4-25.0 / 6-50.0	2 / 6
South Carolina	5-15 / 8-17	2-2 / 1-3	32:46 / 27:14	05:32	3.6 / 3.3	7.8 / 6.3	5.1 / 5.1	5-33.8 / 3-45.3	7-65.0 / 12-91.0	1 / 1
Texas	3-14 / 6-11	2-6 / 1-1	31:21 / 28:39	02:42	3.3 / 3.9	6.7 / 11.9	5.1 / 7.7	2-38.5 / 2-47.5	4-49.0 / 4-26.0	1 / 3
Totals	**66-163 / 60-140**	**12-24 / 10-17**	**348:34 / 311:26**	**37:08**	**3.3 / 4.4**	**6.7 / 7.7**	**4.9 / 5.9**	**43-39.9 / 44-43.6**	**65-593.0 / 78-620.0**	**14 / 27**

Note: Game totals are displayed in the format TEAM/OPPONENT for each category.

ARKANSAS INDIVIDUAL STATISTICS

Rushing

Player	gp	att	gain	loss	net	avg	td	lg	avg/g
Cam Settles	10	102	455	14	441	4.3	2	46	44.1
Sutton Smith	11	83	359	9	350	4.2	2	65	31.8
Braylen Russell	11	76	254	10	244	3.2	3	30	22.2
KJ Jackson	11	101	408	177	231	2.3	4	20	21.0
Jasper Parker	11	11	51	0	51	4.6	0	12	4.6
Jelani Watkins	4	3	27	0	27	9.0	0	16	6.8
Jamari Hawkins	11	2	22	0	22	11.0	0	22	2.0
Markeylin Batton	3	6	13	6	7	1.2	0	7	2.3
Ismael Cisse	11	1	0	2	-2	-2.0	0	0	-0.2
Hank Hendrix	1	1	0	10	-10	-10.0	0	0	-10.0
AJ Hill	4	5	2	31	-29	-5.8	0	2	-7.3
Team	11	5	0	43	-43	-8.6	0	0	-3.9
Total	**11**	**396**	**1591**	**302**	**1289**	**3.3**	**11**	**65**	**117.2**
Opponents	**11**	**367**	**1815**	**195**	**1620**	**4.4**	**25**	**62**	**147.3**

Passing

Player	gp	effic	comp-att-int	pct	yds	td	lg	avg/g
KJ Jackson	11	121.3	195-331-7	58.9	2231	10	50	202.8
AJ Hill	4	123.2	16-28-0	57.1	181	1	37	45.3
Hank Hendrix	1	92.9	6-10-1	60.0	63	0	19	63.0
Monte Harrison	11	58.0	1-1-0	100.0	-5	0	0	-0.5
Total	**11**	**120.5**	**218-370-8**	**58.9**	**2470**	**11**	**50**	**224.5**
Opponents	**11**	**137.4**	**210-320-8**	**65.6**	**2453**	**12**	**68**	**223.0**

Receiving

Player	gp	no.	yds	avg	td	lg	avg/g
Chris Marshall	10	61	867	14.2	3	50	86.7
Antonio Jordan	10	23	319	13.9	2	37	31.9
Cam Settles	10	18	95	5.3	0	18	9.5
Ty Lockwood	11	17	180	10.6	1	43	16.4
Sutton Smith	11	16	114	7.1	0	21	10.4
Ismael Cisse	11	13	139	10.7	2	22	12.6
CJ Brown	11	13	150	11.5	0	26	13.6
Donovan Faupel	11	11	141	12.8	0	23	12.8
Jaden Platt	10	11	109	9.9	2	16	10.9
Monte Harrison	11	10	129	12.9	0	37	11.7
Jamari Hawkins	11	8	126	15.8	0	31	11.5
Braylen Russell	11	7	53	7.6	0	23	4.8
Jelani Watkins	4	4	20	5.0	0	8	5.0
Courtney Crutchfield	9	2	17	8.5	0	11	1.9
Matt Adcock	11	2	5	2.5	1	3	0.5
Jasper Parker	11	1	21	21.0	0	21	1.9
AJ Hill	4	1	-15	-15.0	0	0	-3.8
Total	**11**	**218**	**2470**	**11.3**	**11**	**50**	**224.5**
Opponents	**11**	**210**	**2453**	**11.7**	**12**	**68**	**223.0**

ARKANSAS INDIVIDUAL STATISTICS

Field Goals

Player	fg	pct.	01-19	20-29	30-39	40-49	50-99	lg	blk
Max Gilbert	16-25	64.0	0-0	3-3	10-11	2-4	1-7	55	0
Opponents	**9-11**	**81.8**	**0-0**	**0-0**	**4-5**	**2-2**	**3-4**	**57**	**0**

Scoring

			PAT						
Player	**td**	**fg**	**kick**	**rush**	**rcv**	**pass**	**dxp**	**saf**	**pts**
Max Gilbert	-	16-25	23-23	-	-	-	-	-	71
KJ Jackson	4	-	-	-	-	1	-	-	24
Chris Marshall	3	-	-	-	-	-	-	-	18
Braylen Russell	3	-	-	-	-	-	-	-	18
Sutton Smith	2	-	-	-	1	-	-	-	14
Joker Johnson	2	-	-	-	-	-	-	-	12
Ismael Cisse	2	-	-	-	-	-	-	-	12
Jaden Platt	2	-	-	-	-	-	-	-	12
Antonio Jordan	2	-	-	-	-	-	-	-	12
Cam Settles	2	-	-	-	-	-	-	-	12
Ty Lockwood	1	-	-	-	-	-	-	-	6
Matt Adcock	1	-	-	-	-	-	-	-	6
Total	**24**	**16-25**	**23-23**	**0**	**1**	**1**	**0**	**0**	**217**
Opponents	**39**	**9-11**	**35-36**	**1**	**0**	**0**	**0**	**0**	**298**

Score by Periods

Team	1st	2nd	3rd	4th	OT	TOT
Arkansas	33	61	52	71	0	217
Opponents	59	83	80	76	0	298

Punting

Player	no.	yds	avg	lg	tb	fc	i20	50+	blk
Gavin Rush	27	1093	40.5	51	0	17	8	2	0
Jesse Ehrlich	15	609	40.6	54	1	5	5	3	0
Team	1	14	14.0	0	0	0	0	0	1
Total	**43**	**1716**	**39.9**	**54**	**1**	**22**	**13**	**5**	**1**
Opponents	**44**	**1920**	**43.6**	**61**	**4**	**12**	**13**	**8**	**0**

Punt Returns

Player	no.	yds	avg	td	lg
Sutton Smith	8	34	4.3	0	20
Total	**8**	**34**	**4.3**	**0**	**20**
Opponents	**5**	**37**	**7.4**	**0**	**18**

Kick Returns

Player	no.	yds	avg	td	lg
Jamari Hawkins	3	75	25.0	0	25
Cam Settles	1	21	21.0	0	21
Total	**4**	**96**	**24.0**	**0**	**25**
Opponents	**9**	**214**	**23.8**	**0**	**33**

All Purpose

Player	g	rush	rcv	pr	kr	ir	total	avg/g
Chris Marshall	10	0	867	0	0	0	867	86.7
Cam Settles	10	441	95	0	21	0	557	55.7
Sutton Smith	11	350	114	34	0	0	498	45.3
Antonio Jordan	10	0	319	0	0	0	319	31.9
Braylen Russell	11	244	53	0	0	0	297	27.0
KJ Jackson	11	231	0	0	0	0	231	21.0
Jamari Hawkins	11	22	126	0	75	0	223	20.3
Ty Lockwood	11	0	180	0	0	0	180	16.4
CJ Brown	11	0	150	0	0	0	150	13.6
Donovan Faupel	11	0	141	0	0	0	141	12.8
Ismael Cisse	11	-2	139	0	0	0	137	12.5
Monte Harrison	11	0	129	0	0	0	129	11.7
Jaden Platt	10	0	109	0	0	0	109	10.9
Joker Johnson	11	0	0	0	0	93	93	8.5
Jasper Parker	11	51	21	0	0	0	72	6.5
Jelani Watkins	4	27	20	0	0	0	47	11.8
Courtney Crutchfield	9	0	17	0	0	0	17	1.9
Christian Harrison	11	0	0	0	0	14	14	1.3
Shelton Lewis	11	0	0	0	0	11	11	1.0
Markeylin Batton	3	7	0	0	0	0	7	2.3
Ben Bogle	11	0	0	0	0	5	5	0.5
Matt Adcock	11	0	5	0	0	0	5	0.5
Hank Hendrix	1	-10	0	0	0	0	-10	-10.0
AJ Hill	4	-29	-15	0	0	0	-44	-11.0
Total	**11**	**1289**	**2470**	**34**	**96**	**123**	**4012**	**364.7**
Opponents	**11**	**1620**	**2453**	**37**	**214**	**93**	**4417**	**401.5**

Total Offense

Player	g	plays	rush	pass	total	avg/g
KJ Jackson	11	432	231	2231	2462	223.8
Cam Settles	10	102	441	0	441	44.1
Sutton Smith	11	83	350	0	350	31.8
Braylen Russell	11	76	244	0	244	22.2
AJ Hill	4	33	-29	181	152	38.0
Hank Hendrix	1	11	-10	63	53	53.0
Jasper Parker	11	11	51	0	51	4.6
Jelani Watkins	4	3	27	0	27	6.8
Jamari Hawkins	11	2	22	0	22	2.0
Markeylin Batton	3	6	7	0	7	2.3
Ismael Cisse	11	1	-2	0	-2	-0.2
Monte Harrison	11	1	0	-5	-5	-0.5
Total	**11**	**766**	**1289**	**2470**	**3759**	**341.7**
Opponents	**11**	**687**	**1620**	**2453**	**4073**	**370.3**

ARKANSAS INDIVIDUAL STATISTICS

All Purpose

Player	g	rush	rcv	pr	kr	ir	total	avg/g
Chris Marshall	10	0	867	0	0	0	867	86.7
Cam Settles	10	441	95	0	21	0	557	55.7
Sutton Smith	11	350	114	34	0	0	498	45.3
Antonio Jordan	10	0	319	0	0	0	319	31.9
Braylen Russell	11	244	53	0	0	0	297	27.0
KJ Jackson	11	231	0	0	0	0	231	21.0
Jamari Hawkins	11	22	126	0	75	0	223	20.3
Ty Lockwood	11	0	180	0	0	0	180	16.4
CJ Brown	11	0	150	0	0	0	150	13.6
Donovan Faupel	11	0	141	0	0	0	141	12.8
Ismael Cisse	11	-2	139	0	0	0	137	12.5
Monte Harrison	11	0	129	0	0	0	129	11.7
Jaden Platt	10	0	109	0	0	0	109	10.9
Joker Johnson	11	0	0	0	0	93	93	8.5
Jasper Parker	11	51	21	0	0	0	72	6.5
Jelani Watkins	4	27	20	0	0	0	47	11.8
Courtney Crutchfield	9	0	17	0	0	0	17	1.9
Christian Harrison	11	0	0	0	0	14	14	1.3
Shelton Lewis	11	0	0	0	0	11	11	1.0
Markeylin Batton	3	7	0	0	0	0	7	2.3
Ben Bogle	11	0	0	0	0	5	5	0.5
Matt Adcock	11	0	5	0	0	0	5	0.5
Hank Hendrix	1	-10	0	0	0	0	-10	-10.0
AJ Hill	4	-29	-15	0	0	0	-44	-11.0
Total	**11**	**1289**	**2470**	**34**	**96**	**123**	**4012**	**364.7**
Opponents	**11**	**1620**	**2453**	**37**	**214**	**93**	**4417**	**401.5**

Punt Returns

Player	No-Yds	UNA	Utah	UG	Tulsa	AM	UT	VU	MO	AU	SC	TX
Sutton Smith	8-34	2-28	-	-	2-5	1--1	-	2-11	-	1--9	-	-

Kick Returns

Player	No-Yds	UNA	Utah	UG	Tulsa	AM	UT	VU	MO	AU	SC	TX
Jamari Hawkins	3-75	-	-	1-25	-	-	-	-	1-25	1-25	-	-
Cam Settles	1-21	DNP	-	-	-	-	-	-	-	-	-	1-21

Interceptions Returns

Player	No-Yds	UNA	Utah	UG	Tulsa	AM	UT	VU	MO	AU	SC	TX
Joker Johnson	3-93	-	-	-	-	-	-	1-25	-	-	2-68	-
Miguel Mitchell	2-0	-	-	-	-	-	1-0	1-0	-	-	-	-
Christian Harrison	1-14	-	1-14	-	-	-	-	-	-	-	-	-
Shelton Lewis	1-11	-	-	-	-	-	1-11	-	-	-	-	-
Ben Bogle	1-5	-	-	-	-	-	-	-	-	-	1-5	-

Fumble Returns

Player	No-Yds	UNA	Utah	UG	Tulsa	AM	UT	VU	MO	AU	SC	TX
Quincy Rhodes Jr.	1-58	-	-	-	-	-	1-58	-	-	-	-	-
Shelton Lewis	1-0	-	-	-	1-0	-	-	-	-	-	-	-
Bradley Shaw	1-0	-	-	-	DNP	-	-	-	1-0	-	-	-
Charlie Collins	1-0	-	-	-	DNP	-	-	-	-	-	1-0	-
Ben Bogle	1-0	-	-	-	1-0	-	-	-	-	-	-	-
David Oke	1-0	1-0	-	-	-	-	-	-	-	-	-	-

ARKANSAS DEFENSIVE STATISTICS

			Tackles				Sacks	Pass defense			Fumbles		blkd	
##	Player	gp	ua	a	tot	tfl/yds	no-yds	int-yds	brup	qbh	fr-yds	ff	kick	saf
6	Khmori House	11	39	31	70	8.5-44	2-22	.	3	6	.	.	.	.
25	Jaquavion Smith	11	29	37	66	5-27	2-22	.	1	.	.	.	.	.
44	Ben Bogle	11	26	37	63	2.5-10	1-8	1-5	4	2	1-0	.	.	.
20	Joker Johnson	11	32	20	52	2-2	.	3-93	4	.	.	1	.	.
1	Christian Harrison	11	23	26	49	1-4	.	1-14	4	1	.	.	.	.
7	Bradley Shaw	10	17	30	47	2-2	.	.	2	.	1-0	.	.	.
24	Miguel Mitchell	11	25	10	35	3.5-15	1-7	2-0	3	1	.	.	.	.
2	Shelton Lewis	11	25	9	34	1-1	.	1-11	1	.	1-0	2	.	.
8	Phoenix Jackson	11	11	13	24	.	.	.	.	.	.	.	.	.
97	Quincy Rhodes Jr.	11	12	10	22	7-32	3-20	.	.	7	1-58	.	.	.
0	Hunter Osborne	11	6	13	19	2.5-13	1-9	.	1	2	.	.	.	.
91	Carlon Jones	11	7	12	19	3-10	2-10	.	.	1	.	.	.	.
55	Antonio Sandel Bascomb	10	5	13	18	0.5-1	.	.	.	.	.	1	.	.
9	Charlie Collins	10	6	11	17	2-16	1.5-16	.	.	4	1-0	1	.	.
13	Carter Stoutmire	11	3	13	16	.	.	.	.	.	.	.	.	.
88	Xadavien Sims	11	5	11	16	.	.	.	.	1	.	.	.	.
4	La'khi Roland	11	9	7	16	.	.	.	.	.	.	.	.	.
35	Steven Soles Jr.	10	9	6	15	2-12	.	.	1	1	.	1	.	.
92	David Oke	11	7	7	14	2.5-7	0.5-4	.	1	3	1-0	.	.	.
34	Brylan Green	7	11	3	14	.	.	.	1	1	.	.	.	.
22	Tay Lockett	6	6	4	10	.	.	.	.	.	.	.	.	.
14	Kyeaure Magloire	11	1	6	7	.	.	.	.	.	.	.	.	.
90	Caleb Bell	10	1	5	6	.	.	.	.	.	.	.	.	.
99	Danny Beale III	10	3	3	6	1-3	.	.	1	.	.	.	.	.
28	Trajen Odom	9	.	5	5	.	.	.	.	2	.	.	.	.
42	Jeremy Evans	11	1	3	4	.	.	.	.	.	.	.	.	.
52	Donovan Whitten	11	2	2	4	.	.	.	.	.	.	.	.	.
10	Wyatt Simmons	9	3	1	4	1-1	.	.	.	.	.	.	.	.
23	Ian Williams	9	4	.	4	.	.	.	.	.	.	1	.	.
9	Jamari Hawkins	11	1	2	3	.	.	.	.	.	.	.	.	.
41	Brian Alston	8	.	2	2	.	.	.	.	1	.	.	.	.
36	Caleb Wooden	9	1	.	1	.	.	.	.	.	.	.	.	.
85	Ty Lockwood	11	.	1	1	.	.	.	.	.	.	.	.	.
50	Kobe Branham	11	1	.	1	.	.	.	.	.	.	.	.	.
54	Adam Hawkes	11	1	.	1	.	.	.	.	.	.	.	.	.
51	Adam Johnston	11	.	1	1	.	.	.	.	.	.	.	.	.
19	Antonio Jordan	10	1	.	1	.	.	.	.	.	.	.	.	.
21	Jasper Parker	11	.	1	1	.	.	.	.	.	.	.	.	.

ARKANSAS INDIVIDUAL GAME HIGHS

RUSHES	17	Cam Settles vs South Carolina (11/14/2026)
	17	Braylen Russell vs North Ala. (09/05/2026)
YARDS RUSHING	100	Cam Settles at Auburn (11/07/2026)
TD RUSHES	2	Cam Settles at Vanderbilt (10/17/2026)
	2	KJ Jackson vs Tulsa (09/26/2026)
LONG RUSH	65	Sutton Smith at Auburn (11/07/2026)
PASS ATTEMPTS	36	KJ Jackson vs Tulsa (09/26/2026)
PASS COMPLETIONS	24	KJ Jackson vs Tulsa (09/26/2026)
	24	KJ Jackson vs North Ala. (09/05/2026)
YARDS PASSING	309	KJ Jackson vs Tulsa (09/26/2026)
TD PASSES	3	KJ Jackson vs North Ala. (09/05/2026)
LONG PASS	50	KJ Jackson vs Tulsa (09/26/2026)
RECEPTIONS	9	Chris Marshall at Texas (11/21/2026)
	9	Chris Marshall vs Tulsa (09/26/2026)
YARDS RECEIVING	195	Chris Marshall vs Tulsa (09/26/2026)
TD RECEPTIONS	1	Chris Marshall vs South Carolina (11/14/2026)
	1	Antonio Jordan vs South Carolina (11/14/2026)
	1	Antonio Jordan at Auburn (11/07/2026)
	1	Jaden Platt vs Tennessee (10/10/2026)
	1	Chris Marshall at Texas A&M (10/03/2026)
	1	Chris Marshall vs Tulsa (09/26/2026)
	1	Ty Lockwood vs Georgia (09/19/2026)
	1	Ismael Cisse at Utah (09/12/2026)
	1	Ismael Cisse vs North Ala. (09/05/2026)
	1	Jaden Platt vs North Ala. (09/05/2026)
	1	Matt Adcock vs North Ala. (09/05/2026)
LONG RECEPTION	50	Chris Marshall vs Tulsa (09/26/2026)
PUNTS	8	Gavin Rush vs Tennessee (10/10/2026)
PUNTING AVG	54.0	Jesse Ehrlich vs Georgia (09/19/2026)
LONG PUNT	54	Jesse Ehrlich vs Georgia (09/19/2026)
PUNTS INSIDE 20	3	Gavin Rush vs Tulsa (09/26/2026)
LONG PUNT RETURN	20	Sutton Smith vs North Ala. (09/05/2026)
LONG KICKOFF RETURN	25	Jamari Hawkins at Auburn (11/07/2026)
	25	Jamari Hawkins vs Missouri (10/31/2026)
	25	Jamari Hawkins vs Georgia (09/19/2026)
TACKLES	16	Ben Bogle at Texas A&M (10/03/2026)
SACKS	2	Carlon Jones at Auburn (11/07/2026)
TACKLES FOR LOSS	2	Miguel Mitchell at Auburn (11/07/2026)
	2	Khmori House at Auburn (11/07/2026)
	2	Carlon Jones at Auburn (11/07/2026)
	2	Jaquavion Smith vs Georgia (09/19/2026)
	2	Khmori House vs North Ala. (09/05/2026)

ARKANSAS TEAM GAME HIGHS

RUSHES	49	North Ala. (09/05/2026)
YARDS RUSHING	187	at Vanderbilt (10/17/2026)
YARDS PER RUSH	4.7	at Texas A&M (10/03/2026)
TD RUSHES	3	at Vanderbilt (10/17/2026)
PASS ATTEMPTS	48	at Utah (09/12/2026)
PASS COMPLETIONS	29	Georgia (09/19/2026)
YARDS PASSING	309	Tulsa (09/26/2026)
YARDS PER PASS	8.6	Tulsa (09/26/2026)
TD PASSES	3	North Ala. (09/05/2026)
TOTAL PLAYS	84	North Ala. (09/05/2026)
TOTAL OFFENSE	441	Tulsa (09/26/2026)
YARDS PER PLAY	6.1	at Vanderbilt (10/17/2026)
POINTS	34	South Carolina (11/14/2026)
	34	Tulsa (09/26/2026)
SACKS BY	3	Georgia (09/19/2026)
FIRST DOWNS	29	North Ala. (09/05/2026)
PENALTIES	8	North Ala. (09/05/2026)
PENALTY YARDS	85	Missouri (10/31/2026)
TURNOVERS	4	Missouri (10/31/2026)
PUNTS	8	Tennessee (10/10/2026)
PUNTING AVG	48.0	North Ala. (09/05/2026)
LONG PUNT	54	Georgia (09/19/2026)
PUNTS INSIDE 20	3	Tulsa (09/26/2026)
LONG PUNT RETURN	20	North Ala. (09/05/2026)

OPPONENT INDIVIDUAL GAME HIGHS

RUSHES	23	Byrum Brown at Auburn (11/07/2026)
	23	Jamal Roberts vs Missouri (10/31/2026)
YARDS RUSHING	138	Jamal Roberts vs Missouri (10/31/2026)
	138	DeSean Bishop vs Tennessee (10/10/2026)
TD RUSHES	3	Chauncey Bowens vs Georgia (09/19/2026)
LONG RUSH	62	Gunner Stockton vs Georgia (09/19/2026)
PASS ATTEMPTS	43	Cutter Woods vs South Carolina (11/14/2026)
PASS COMPLETIONS	24	Cutter Woods vs South Carolina (11/14/2026)
YARDS PASSING	287	Arch Manning at Texas (11/21/2026)
TD PASSES	2	Arch Manning at Texas (11/21/2026)
	2	Byrum Brown at Auburn (11/07/2026)
	2	Austin Simmons vs Missouri (10/31/2026)
	2	Devon Dampier at Utah (09/12/2026)
LONG PASS	68	George MacIntyre vs Tennessee (10/10/2026)
RECEPTIONS	8	Emmett Mosley V at Texas (11/21/2026)
	8	Junior Sherrill at Vanderbilt (10/17/2026)
YARDS RECEIVING	113	Noah Bennee at Utah (09/12/2026)
TD RECEPTIONS	1	Emmett Mosley V at Texas (11/21/2026)
	1	Emaree Winston at Texas (11/21/2026)
	1	Chas Nimrod at Auburn (11/07/2026)
	1	Keshaun Singleton at Auburn (11/07/2026)
	1	Jamal Roberts vs Missouri (10/31/2026)
	1	Donovan Olugbode vs Missouri (10/31/2026)
	1	Junior Sherrill at Vanderbilt (10/17/2026)
	1	Trent Thomas vs Tennessee (10/10/2026)
	1	Lawson Luckie vs Georgia (09/19/2026)
	1	Craig Dandridge Jr. vs Georgia (09/19/2026)
	1	Noah Bennee at Utah (09/12/2026)
	1	Wayshawn Parker at Utah (09/12/2026)
LONG RECEPTION	68	DaSaahn Brame vs Tennessee (10/10/2026)
FIELD GOALS	2	Alex McPherson at Auburn (11/07/2026)
	2	Blake Craig vs Missouri (10/31/2026)
	2	David Olano at Texas A&M (10/03/2026)
LONG FIELD GOALS	57	David Olano at Texas A&M (10/03/2026)
PUNTS	7	Max Tulen vs Tulsa (09/26/2026)
	7	Charles Mulcahy vs North Ala. (09/05/2026)
PUNTING AVG	50.0	Orion Phillips at Utah (09/12/2026)
LONG PUNT	61	Orion Phillips at Utah (09/12/2026)
PUNTS INSIDE 20	2	Hudson Kaak at Auburn (11/07/2026)
	2	Tyler Ebel at Vanderbilt (10/17/2026)
	2	Jackson Ross vs Tennessee (10/10/2026)
	2	Orion Phillips at Utah (09/12/2026)
LONG PUNT RETURN	18	Qua Moss vs Tennessee (10/10/2026)
LONG KICKOFF RETURN	33	Jaquel Holman vs South Carolina (11/14/2026)
	33	Junior Sherrill at Vanderbilt (10/17/2026)
TACKLES	13	Fred "JayR" Johnson vs South Carolina (11/14/2026)
	13	Bryan Longwell at Vanderbilt (10/17/2026)
SACKS	3	Shadarius Toodle at Auburn (11/07/2026)
TACKLES FOR LOSS	4.5	Shadarius Toodle at Auburn (11/07/2026)

OPPONENT TEAM GAME HIGHS

RUSHES	49	at Texas A&M (10/03/2026)
YARDS RUSHING	254	Georgia (09/19/2026)
YARDS PER RUSH	6.0	Georgia (09/19/2026)
TD RUSHES	4	at Texas A&M (10/03/2026)
	4	Georgia (09/19/2026)
	4	at Utah (09/12/2026)
PASS ATTEMPTS	43	South Carolina (11/14/2026)
PASS COMPLETIONS	24	at Texas (11/21/2026)
	24	South Carolina (11/14/2026)
YARDS PASSING	332	at Texas (11/21/2026)
YARDS PER PASS	11.9	at Texas (11/21/2026)
TD PASSES	2	at Texas (11/21/2026)
	2	at Auburn (11/07/2026)
	2	Missouri (10/31/2026)
	2	Georgia (09/19/2026)
	2	at Utah (09/12/2026)
TOTAL PLAYS	74	at Auburn (11/07/2026)
TOTAL OFFENSE	464	Georgia (09/19/2026)
YARDS PER PLAY	7.7	at Texas (11/21/2026)
POINTS	45	at Texas (11/21/2026)
	45	Georgia (09/19/2026)
SACKS BY	6	at Auburn (11/07/2026)
FIRST DOWNS	24	at Utah (09/12/2026)
PENALTIES	12	South Carolina (11/14/2026)
PENALTY YARDS	91	South Carolina (11/14/2026)
TURNOVERS	4	South Carolina (11/14/2026)
PUNTS	9	North Ala. (09/05/2026)
PUNTING AVG	50.0	at Utah (09/12/2026)
LONG PUNT	61	at Utah (09/12/2026)
PUNTS INSIDE 20	2	at Auburn (11/07/2026)
	2	at Vanderbilt (10/17/2026)
	2	Tennessee (10/10/2026)
	2	at Utah (09/12/2026)
LONG PUNT RETURN	18	Tennessee (10/10/2026)

ARKANSAS 3RD-DOWN CONVERSIONS

3rd-Down Conversions

Date	Opponent		Score	Overall		1st Qtr		2nd Qtr		3rd Qtr		4th Qtr		Overtime	
09/05/2026	North Ala.	W	31-14	10-17	58.8	3-6	50.0	1-4	25.0	2-2	100.0	4-5	80.0	0-0	0.0
09/12/2026	at Utah	L	10-43	7-17	41.2	2-4	50.0	2-5	40.0	2-4	50.0	1-4	25.0	0-0	0.0
09/19/2026	Georgia	L	17-45	4-11	36.4	1-4	25.0	1-2	50.0	1-2	50.0	1-3	33.3	0-0	0.0
09/26/2026	Tulsa	W	34-6	8-17	47.1	2-3	66.7	1-5	20.0	2-5	40.0	3-4	75.0	0-0	0.0
10/03/2026	at Texas A&M	L	7-34	3-10	30.0	1-2	50.0	0-3	0.0	2-3	66.7	0-2	0.0	0-0	0.0
10/10/2026	Tennessee	L	17-24	2-11	18.2	0-1	0.0	1-5	20.0	0-0	0.0	1-5	20.0	0-0	0.0
10/17/2026	at Vanderbilt	W	31-21	8-16	50.0	1-3	33.3	4-6	66.7	1-3	33.3	2-4	50.0	0-0	0.0
10/31/2026	Missouri	L	10-34	8-17	47.1	1-5	20.0	4-5	80.0	2-5	40.0	1-2	50.0	0-0	0.0
11/07/2026	at Auburn	L	23-26	8-18	44.4	3-5	60.0	3-5	60.0	1-4	25.0	1-4	25.0	0-0	0.0
11/14/2026	South Carolina	W	34-6	5-15	33.3	2-4	50.0	3-5	60.0	0-3	0.0	0-3	0.0	0-0	0.0
11/21/2026	at Texas	L	3-45	3-14	21.4	1-4	25.0	0-3	0.0	1-3	33.3	1-4	25.0	0-0	0.0
	Arkansas			**66-163**	**40.5**	**17-41**	**41.5**	**20-48**	**41.7**	**14-34**	**41.2**	**15-40**	**37.5**	**0-0**	**0.0**
	Opponents			**60-140**	**42.9**	**10-31**	**32.3**	**17-42**	**40.5**	**17-34**	**50.0**	**16-33**	**48.5**	**0-0**	**0.0**

ARKANSAS 4TH-DOWN CONVERSIONS

4th-Down Conversions

Date	Opponent		Score	Overall		1st Qtr		2nd Qtr		3rd Qtr		4th Qtr		Overtime	
09/05/2026	North Ala.	W	31-14	1-2	50.0	0-1	0.0	1-1	100.0	0-0	0.0	0-0	0.0	0-0	0.0
09/12/2026	at Utah	L	10-43	2-4	50.0	0-0	0.0	0-0	0.0	0-1	0.0	2-3	66.7	0-0	0.0
09/19/2026	Georgia	L	17-45	1-2	50.0	0-1	0.0	0-0	0.0	0-0	0.0	1-1	100.0	0-0	0.0
09/26/2026	Tulsa	W	34-6	0-0	0.0	0-0	0.0	0-0	0.0	0-0	0.0	0-0	0.0	0-0	0.0
10/03/2026	at Texas A&M	L	7-34	0-2	0.0	0-0	0.0	0-0	0.0	0-1	0.0	0-1	0.0	0-0	0.0
10/10/2026	Tennessee	L	17-24	0-0	0.0	0-0	0.0	0-0	0.0	0-0	0.0	0-0	0.0	0-0	0.0
10/17/2026	at Vanderbilt	W	31-21	1-1	100.0	0-0	0.0	1-1	100.0	0-0	0.0	0-0	0.0	0-0	0.0
10/31/2026	Missouri	L	10-34	2-4	50.0	0-1	0.0	0-0	0.0	2-2	100.0	0-1	0.0	0-0	0.0
11/07/2026	at Auburn	L	23-26	1-1	100.0	0-0	0.0	0-0	0.0	1-1	100.0	0-0	0.0	0-0	0.0
11/14/2026	South Carolina	W	34-6	2-2	100.0	1-1	100.0	1-1	100.0	0-0	0.0	0-0	0.0	0-0	0.0
11/21/2026	at Texas	L	3-45	2-6	33.3	0-0	0.0	0-1	0.0	1-2	50.0	1-3	33.3	0-0	0.0
	Arkansas			**12-24**	**50.0**	**1-4**	**25.0**	**3-4**	**75.0**	**4-7**	**57.1**	**4-9**	**44.4**	**0-0**	**0.0**
	Opponents			**10-17**	**58.8**	**3-4**	**75.0**	**1-2**	**50.0**	**4-4**	**100.0**	**2-7**	**28.6**	**0-0**	**0.0**

ARKANSAS TIME OF POSSESSION

Time of Possession

Date	Opponent		Score	Overall	1st Qtr	2nd Qtr	3rd Qtr	4th Qtr	Overtime
09/05/2026	North Ala.	W	31-14	41:25	10:00	10:42	06:57	13:46	00:00
09/12/2026	at Utah	L	10-43	31:57	08:16	09:10	06:50	07:41	00:00
09/19/2026	Georgia	L	17-45	24:20	06:28	06:33	03:48	07:31	00:00
09/26/2026	Tulsa	W	34-6	37:31	08:28	09:33	04:12	15:18	00:00
10/03/2026	at Texas A&M	L	7-34	21:52	04:44	04:32	07:14	05:22	00:00
10/10/2026	Tennessee	L	17-24	32:04	06:18	07:50	08:41	09:15	00:00
10/17/2026	at Vanderbilt	W	31-21	33:47	05:51	09:48	10:30	07:38	00:00
10/31/2026	Missouri	L	10-34	28:15	06:07	06:24	00:15	15:29	00:00
11/07/2026	at Auburn	L	23-26	33:16	08:25	08:01	08:23	08:27	00:00
11/14/2026	South Carolina	W	34-6	32:46	07:00	11:05	06:14	08:27	00:00
11/21/2026	at Texas	L	3-45	31:21	08:34	08:11	05:50	08:46	00:00

Date	Opponent		Score	Overall	1st Qtr	2nd Qtr	3rd Qtr	4th Qtr	Overtime
	Arkansas		**Total**	**348:34**	**80:11**	**91:49**	**68:54**	**107:40**	**00:00**
			Avg.	**31:41**	**07:17**	**08:21**	**06:16**	**09:47**	**00:00**
	Opponents		**Total**	**311:26**	**67:24**	**90:36**	**65:28**	**87:58**	**00:00**
			Avg.	**28:19**	**06:08**	**08:14**	**05:57**	**08:00**	**00:00**

ARKANSAS PASSING GAME-BY-GAME STATISTICS

#2 AJ Hill	Comp	Att	Int	Pct	Yards	TD	Long	Sacked	Effic.
Utah	8	14	0	57.1	105	1	27	3-24	143.7
Georgia	8	14	0	57.1	76	0	37	1-7	102.7
Totals	**16**	**28**	**0**	**57.1**	**181**	**1**	**37**	**4-31**	**123.2**

#7 KJ Jackson	Comp	Att	Int	Pct	Yards	TD	Long	Sacked	Effic.
North Ala.	24	35	1	68.6	267	3	21	3-15	155.2
Utah	14	34	1	41.2	139	0	24	1-6	69.6
Georgia	20	27	0	74.1	212	1	40	2-21	152.3
Tulsa	24	36	1	66.7	309	1	50	3-22	142.4
Texas A&M	13	25	1	52.0	111	1	26	1-7	94.5
Tennessee	15	27	0	55.6	155	1	29	2-18	116.0
Vanderbilt	21	31	0	67.7	251	0	37	0-0	135.8
Missouri	20	34	1	58.8	229	0	37	1-6	109.5
Auburn	14	30	1	46.7	180	1	43	6-42	101.4
South Carolina	15	24	0	62.5	188	2	28	1-1	155.8
Texas	15	28	1	53.6	190	0	28	2-8	103.4
Totals	**195**	**331**	**7**	**58.9**	**2231**	**10**	**50**	**22-146**	**121.3**

#11 Monte Harrison	Comp	Att	Int	Pct	Yards	TD	Long	Sacked	Effic.
Georgia	1	1	0	100.0	-5	0	0	0-0	58.0
Totals	**1**	**1**	**0**	**100.0**	**-5**	**0**	**0**	**0-0**	**58.0**

#14 Hank Hendrix	Comp	Att	Int	Pct	Yards	TD	Long	Sacked	Effic.
Texas	6	10	1	60.0	63	0	19	1-10	92.9
Totals	**6**	**10**	**1**	**60.0**	**63**	**0**	**19**	**1-10**	**92.9**

ARKANSAS RUSHING/RECEIVING GAME-BY-GAME STATISTICS

Rushing

Player	No-Yds/TD	UNA	Utah	UG	Tulsa	AM	UT	VU	MO	AU	SC	TX
Cam Settles	102-441/2	DNP	6-25/0	3-5/0	11-40/0	4-11/0	8-50/0	11-45/2	12-38/0	16-100/0	17-64/0	14-63/0
KJ Jackson	101-231/4	10-27/0	7-34/0	5--11/0	13-29/2	4-6/0	9--3/0	11-58/1	13-33/1	9--27/0	10-46/0	10-39/0
Sutton Smith	83-350/2	15-36/0	7-13/0	6-17/1	5-19/0	6-41/0	11-40/0	4-29/0	9-22/0	3-64/0	13-60/1	4-9/0
Braylen Russell	76-244/3	17-49/1	5-13/0	2-4/0	9-30/0	7-40/0	4-18/1	14-51/0	1-0/0	10-27/1	4-3/0	3-9/0
Jasper Parker	11-51/0	4-17/0	-	1-1/0	3-18/0	1-5/0	1-6/0	1-4/0	-	-	-	-
Markeylin Batton	6-7/0	DNP	DNP	DNP	DNP	DNP	DNP	DNP	DNP	5-9/0	1--2/0	-
AJ Hill	5--29/0	DNP	3--24/0	2--5/0	-	DNP	DNP	DNP	DNP	-	DNP	DNP
Jelani Watkins	3-27/0	2-21/0	-	1-6/0	-	DNP	DNP	DNP	DNP	DNP	DNP	DNP
Jamari Hawkins	2-22/0	-	-	-	-	-	1-22/0	-	-	-	-	1-0/0
Ismael Cisse	1--2/0	-	-	-	1--2/0	-	-	-	-	-	-	-
Hank Hendrix	1--10/0	DNP	DNP	DNP	DNP	DNP	DNP	DNP	DNP	DNP	DNP	1--10/0

Receiving

Player	No-Yds/TD	UNA	Utah	UG	Tulsa	AM	UT	VU	MO	AU	SC	TX
Chris Marshall	61-867/3	7-79/0	5-63/0	7-136/0	9-195/1	7-76/1	7-56/0	1-28/0	DNP	5-65/0	4-63/1	9-106/0
Antonio Jordan	23-319/2	1-7/0	1-10/0	1-8/0	-	-	DNP	5-74/0	7-106/0	1-23/1	4-62/1	3-29/0
Cam Settles	18-95/0	DNP	1-1/0	3-16/0	6-20/0	-	1-9/0	1-3/0	4-25/0	-	2-21/0	-
Ty Lockwood	17-180/1	2-22/0	4-41/0	4-15/1	-	-	2-25/0	3-26/0	1-8/0	1-43/0	-	-
Sutton Smith	16-114/0	4-43/0	1--2/0	1-8/0	-	5-24/0	-	2-12/0	-	-	1-5/0	2-24/0
CJ Brown	13-150/0	3-37/0	-	2-22/0	-	-	1-21/0	1-3/0	4-37/0	1-4/0	-	1-26/0
Ismael Cisse	13-139/2	1-20/1	2-35/1	-	4-35/0	-	-	1-6/0	1-22/0	2-12/0	1-5/0	1-4/0
Donovan Faupel	11-141/0	1-9/0	1-23/0	2-28/0	-	1-11/0	1-8/0	1-8/0	1-22/0	1-17/0	1-12/0	1-3/0
Jaden Platt	11-109/2	1-10/1	-	3-23/0	3-36/0	-	1-4/1	1-8/0	DNP	1-12/0	-	1-16/0
Monte Harrison	10-129/0	-	3-18/0	-	-	-	1-29/0	1-37/0	-	2-14/0	2-20/0	1-11/0
Jamari Hawkins	8-126/0	-	3-47/0	2-30/0	1-5/0	-	-	2-44/0	-	-	-	-
Braylen Russell	7-53/0	1-11/0	-	1--4/0	1-18/0	-	1-3/0	2-2/0	-	-	-	1-23/0
Jelani Watkins	4-20/0	1-6/0	1-8/0	2-6/0	-	DNP	DNP	DNP	DNP	DNP	DNP	DNP
Courtney Crutchfield	2-17/0	-	-	-	DNP	DNP	-	-	1-6/0	-	-	1-11/0
Matt Adcock	2-5/1	1-2/1	-	-	-	-	-	-	1-3/0	-	-	-
Jasper Parker	1-21/0	1-21/0	-	-	-	-	-	-	-	-	-	-
AJ Hill	1--15/0	DNP	-	1--5/0	-	DNP	DNP	DNP	DNP	-	DNP	DNP

ARKANSAS RETURNS GAME-BY-GAME STATISTICS

Punt Returns

Player	No-Yds	UNA	Utah	UG	Tulsa	AM	UT	VU	MO	AU	SC	TX
Sutton Smith	8-34	2-28	-	-	2-5	1--1	-	2-11	-	1--9	-	-

Kick Returns

Player	No-Yds	UNA	Utah	UG	Tulsa	AM	UT	VU	MO	AU	SC	TX
Jamari Hawkins	3-75	-	-	1-25	-	-	-	-	1-25	1-25	-	-
Cam Settles	1-21	DNP	-	-	-	-	-	-	-	-	-	1-21

Interceptions Returns

Player	No-Yds	UNA	Utah	UG	Tulsa	AM	UT	VU	MO	AU	SC	TX
Joker Johnson	3-93	-	-	-	-	-	-	1-25	-	-	2-68	-
Miguel Mitchell	2-0	-	-	-	-	-	1-0	1-0	-	-	-	-
Christian Harrison	1-14	-	1-14	-	-	-	-	-	-	-	-	-
Shelton Lewis	1-11	-	-	-	-	-	1-11	-	-	-	-	-
Ben Bogle	1-5	-	-	-	-	-	-	-	-	-	1-5	-

Fumble Returns

Player	No-Yds	UNA	Utah	UG	Tulsa	AM	UT	VU	MO	AU	SC	TX
Quincy Rhodes Jr.	1-58	-	-	-	-	-	1-58	-	-	-	-	-
Shelton Lewis	1-0	-	-	-	1-0	-	-	-	-	-	-	-
Bradley Shaw	1-0	-	-	-	DNP	-	-	-	1-0	-	-	-
Charlie Collins	1-0	-	-	-	DNP	-	-	-	-	-	1-0	-
Ben Bogle	1-0	-	-	-	1-0	-	-	-	-	-	-	-
David Oke	1-0	1-0	-	-	-	-	-	-	-	-	-	-

ARKANSAS TACKLES FOR LOSS GAME-BY-GAME STATISTICS

Player	UA-A	Total	UNA	Utah	UG	Tulsa	AM	UT	VU	MO	AU	SC	TX
Khmori House	7-3	8.5	2.0-15	1.0-9	0.5-1	-	1.0-3	0.5-1	-	-	2.0-11	1.0-3	0.5-1
Quincy Rhodes Jr.	6-2	7.0	-	1.0-1	1.0-9	1.0-8	-	1.0-3	1.5-3	-	0.5-1	-	1.0-7
Jaquavion Smith	4-2	5.0	-	-	2.0-11	-	1.0-2	-	-	0.5-0	0.5-1	1.0-13	-
Miguel Mitchell	3-1	3.5	-	-	-	-	-	0.5-1	1.0-7	-	2.0-7	-	-
Carlon Jones	2-2	3.0	-	-	-	-	-	0.5-0	-	-	2.0-10	-	0.5-0
Hunter Osborne	2-1	2.5	-	-	-	-	-	0.5-0	-	-	1.0-4	-	1.0-9
Ben Bogle	2-1	2.5	1.0-1	-	-	1.0-8	0.5-1	-	-	-	-	-	-
David Oke	1-3	2.5	-	1.0-2	0.5-4	-	0.5-0	-	0.5-1	-	-	-	-
Bradley Shaw	2-0	2.0	1.0-1	-	-	DNP	-	-	-	-	-	-	1.0-1
Joker Johnson	2-0	2.0	-	-	-	-	-	1.0-1	-	1.0-1	-	-	-
Steven Soles Jr.	2-0	2.0	-	-	1.0-3	-	DNP	-	-	-	1.0-9	-	-
Charlie Collins	1-2	2.0	1.0-13	-	1.0-3	DNP	-	-	-	-	-	-	-
Christian Harrison	1-0	1.0	-	-	-	-	-	-	-	1.0-4	-	-	-
Shelton Lewis	1-0	1.0	-	-	-	-	-	-	-	-	-	-	1.0-1
Wyatt Simmons	1-0	1.0	-	-	-	DNP	DNP	-	-	-	-	-	1.0-1
Danny Beale III	1-0	1.0	-	1.0-3	-	-	-	DNP	-	-	-	-	-
Antonio Sandel Bascomb	0-1	0.5	DNP	-	-	-	-	-	-	0.5-1	-	-	-

ARKANSAS SACKS GAME-BY-GAME STATISTICS

Player	UA-A	Total	UNA	Utah	UG	Tulsa	AM	UT	VU	MO	AU	SC	TX
Quincy Rhodes Jr.	3-0	3	-	-	1-9	1-8	-	1-3	-	-	-	-	-
Khmori House	2-0	2	1-13	1-9	-	-	-	-	-	-	-	-	-
Jaquavion Smith	2-0	2	-	-	1-9	-	-	-	-	-	-	1-13	-
Carlon Jones	2-0	2	-	-	-	-	-	-	-	-	2-10	-	-
Charlie Collins	1-1	1.5	1-13	-	0.5-3	DNP	-	-	-	-	-	-	-
Hunter Osborne	1-0	1	-	-	-	-	-	-	-	-	-	-	1-9
Miguel Mitchell	1-0	1	-	-	-	-	-	-	1-7	-	-	-	-
Ben Bogle	1-0	1	-	-	-	1-8	-	-	-	-	-	-	-
David Oke	0-1	0.5	-	-	0.5-4	-	-	-	-	-	-	-	-

ARKANSAS TOTAL TACKLES GAME-BY-GAME STATISTICS

Player	S-A	Total	UNA	Utah	UG	Tulsa	AM	UT	VU	MO	AU	SC	TX
Khmori House	39-31	70	2-1	3-2	6-3	1-4	4-7	3-1	3-1	0-5	7-2	5-1	5-4
Jaquavion Smith	29-37	66	0-1	1-4	3-5	4-4	1-8	4-3	7-3	2-3	1-2	4-3	2-1
Ben Bogle	26-37	63	2-1	3-0	5-4	1-3	4-12	4-5	1-1	1-3	2-4	2-3	1-1
Joker Johnson	32-20	52	1-1	4-4	2-1	3-3	0-1	4-0	2-0	5-3	4-4	5-3	2-0
Christian Harrison	23-26	49	1-1	2-5	4-2	3-5	1-5	2-2	1-1	4-3	-	1-1	4-1
Bradley Shaw	17-30	47	3-0	2-7	0-3	DNP	-	1-3	1-1	3-6	2-2	3-4	2-4
Miguel Mitchell	25-10	35	2-2	1-1	-	3-0	1-2	0-1	5-0	-	6-2	3-1	4-1
Shelton Lewis	25-9	34	2-0	0-2	3-0	2-0	4-0	3-3	4-2	2-1	1-0	1-1	3-0
Phoenix Jackson	11-13	24	2-1	1-2	1-1	0-2	0-2	-	2-0	2-2	0-2	-	3-1
Quincy Rhodes Jr.	12-10	22	0-1	1-0	1-1	1-0	1-2	2-0	2-1	1-3	2-2	-	1-0
Carlon Jones	7-12	19	1-1	1-2	0-1	-	0-3	2-1	0-1	-	2-2	-	1-1
Hunter Osborne	6-13	19	0-1	-	1-0	0-1	0-3	0-4	-	2-1	2-2	0-1	1-0
Antonio Sandel Bascomb	5-13	18	DNP	0-1	-	1-2	0-1	0-2	1-1	0-1	1-2	0-3	2-0
Charlie Collins	6-11	17	1-0	-	1-2	DNP	-	-	0-1	1-0	1-2	2-3	0-3
La'khi Roland	9-7	16	-	0-1	0-2	1-2	2-1	1-0	1-0	-	-	1-0	3-1
Xadavien Sims	5-11	16	1-0	1-0	0-1	0-2	0-2	-	-	0-3	1-2	-	2-1
Carter Stoutmire	3-13	16	1-1	0-1	-	0-3	0-6	1-1	1-0	0-1	-	-	-
Steven Soles Jr.	9-6	15	0-1	1-0	2-1	-	DNP	-	2-2	0-2	2-0	2-0	-
Brylan Green	11-3	14	DNP	2-0	0-1	-	0-1	1-0	DNP	DNP	4-1	4-0	DNP
David Oke	7-7	14	-	2-0	1-2	0-1	1-2	-	0-2	1-0	2-0	-	-
Tay Lockett	6-4	10	DNP	-	DNP	2-1	2-1	DNP	DNP	1-2	DNP	-	1-0
Kyeaure Magloire	1-6	7	0-1	0-3	1-2	-	-	-	-	-	-	-	-
Danny Beale III	3-3	6	-	1-0	-	-	-	DNP	-	1-2	1-0	0-1	-
Caleb Bell	1-5	6	-	DNP	-	0-1	1-2	-	0-1	-	-	0-1	-
Trajen Odom	0-5	5	-	0-1	0-2	-	0-1	DNP	-	DNP	0-1	-	-
Ian Williams	4-0	4	DNP	DNP	-	-	-	-	2-0	-	-	2-0	-
Wyatt Simmons	3-1	4	2-0	-	-	DNP	DNP	-	0-1	-	-	-	1-0
Donovan Whitten	2-2	4	-	-	-	1-1	-	1-0	0-1	-	-	-	-
Jeremy Evans	1-3	4	-	-	1-0	0-1	-	-	-	0-2	-	-	-
Jamari Hawkins	1-2	3	-	-	-	-	0-1	1-0	-	0-1	-	-	-
Brian Alston	0-2	2	DNP	-	-	0-1	0-1	-	DNP	-	DNP	-	-
Antonio Jordan	1-0	1	-	-	-	-	-	DNP	-	1-0	-	-	-
Caleb Wooden	1-0	1	DNP	DNP	-	-	-	-	-	-	-	1-0	-
Kobe Branham	1-0	1	-	1-0	-	-	-	-	-	-	-	-	-
Adam Hawkes	1-0	1	-	-	-	-	1-0	-	-	-	-	-	-
DJ Hairston Jr.	0-1	1	-	DNP	DNP	-	DNP	DNP	DNP	DNP	DNP	-	0-1
Jasper Parker	0-1	1	-	-	-	0-1	-	-	-	-	-	-	-
Adam Johnston	0-1	1	-	-	-	-	-	-	-	-	-	0-1	-
Ty Lockwood	0-1	1	-	-	-	-	-	-	-	-	-	0-1	-

ARKANSAS FUMBLES GAME-BY-GAME STATISTICS

Fumbles

Player	No-Lost	UNA	Utah	UG	Tulsa	AM	UT	VU	MO	AU	SC	TX
KJ Jackson	6-4	1-1	-	1-1	-	-	1-1	-	2-1	-	-	1-0
Sutton Smith	2-1	1-1	-	-	-	-	-	-	-	1-0	-	-
Antonio Jordan	1-1	-	-	-	-	-	DNP	-	1-1	-	-	-

Fumbles Forced

Player	Number	UNA	Utah	UG	Tulsa	AM	UT	VU	MO	AU	SC	TX
Shelton Lewis	2	-	-	-	1	-	-	-	1	-	-	-
Charlie Collins	1	1	-	-	DNP	-	-	-	-	-	-	-
Joker Johnson	1	-	-	-	-	-	-	-	-	-	1	-
Ian Williams	1	DNP	DNP	-	-	-	-	1	-	-	-	-
Steven Soles Jr.	1	-	-	-	-	DNP	-	-	-	1	-	-
Antonio Sandel Bascomb	1	DNP	-	-	1	-	-	-	-	-	-	-

Fumbles Recovered

Player	Number	UNA	Utah	UG	Tulsa	AM	UT	VU	MO	AU	SC	TX
Shelton Lewis	1	-	-	-	1	-	-	-	-	-	-	-
Bradley Shaw	1	-	-	-	DNP	-	-	-	1	-	-	-
Charlie Collins	1	-	-	-	DNP	-	-	-	-	-	1	-
Ben Bogle	1	-	-	-	1	-	-	-	-	-	-	-
David Oke	1	1	-	-	-	-	-	-	-	-	-	-
Quincy Rhodes Jr.	1	-	-	-	-	-	1	-	-	-	-	-



0 BRAYLEN RUSSELL

RB | Jr. | 6-1 | 227
Benton, Ark. | Benton HS

QUICK HITS

- Averaged a season-high 11.8 yards per carry while rushing four times for 47 yards in a loss to Memphis (9/20/25).
- Rushed for a season-high 51 yards on 14 carries in a win at Vanderbilt (10/17/26).
- Led Arkansas with 40 rushing yards in a loss at Texas A&M (10/3/26)
- Scored a nine-yard rushing TD in a loss to Tennessee (10/10/26).
- Rushed for a game-high and career-high 175 yards on 16 carries for an average of 10.9 yards per carry during the Razorbacks' 58-25 victory at Mississippi State (Oct. 26, 2025) becoming the first Arkansas freshman to rush for 175+ yards since Darren McFadden ran for 187 against South Carolina in 2005.
- Was the third Arkansas freshman running back to rush for multiple touchdowns in a season since 2020
- A four-star prospect according to 247Sports, Rivals and ESPN.
- Registered 167 carries for 1,359 yards and two touchdowns as a senior

RUSSELL'S CAREER RUSHING STATS

Year	G/S	No.	YDS	AVG	TD	LG
2024	10/2	67	354	5.3	3	75
2025	9/1	55	286	5.2	5	23
2026	11/1	76	244	3.2	3	30
TOTAL	30/4	198	884	4.5	11	75

RUSSELL'S GBG RUSHING STATS

Date	Opponent	No.	YDS	TD	LG
9/5/26	North Alabama	17	49	1	12
9/12/26	at Utah	5	13	0	4
9/19/26	Georgia*	2	4	0	3
9/26/26	Tulsa	9	30	0	10
10/3/26	at Texas A&M*	7	40	0	30
10/10/26	Tennessee*	4	18	1	9
10/17/26	at Vanderbilt*	14	51	0	13
10/31/26	Missouri*	1	0	0	0
11/7/26	at Auburn*	10	27	1	8
11/14/26	South Carolina*	4	3	0	4
11/21/26	at Texas*	3	9	0	6
11/28/26	at LSU*				

RUSSELL'S CAREER RECEIVING STATS

Year	G/S	No.	YDS	YPC	TD	LG
2024	10/2	3	18	5.3	0	11
2025	9/1	4	27	6.8	0	14
2026	11/1	7	53	7.6	0	23
TOTAL	30/4	14	98	7.0	0	23

RUSSELL'S CAREER HIGHS

Rushing Yds ..... 75, at Miss. State (10/26/24)
Rushing TD ..... 1, 11 Times (11/7/26)
Carries ..... 20, vs. Texas Tech (12/27/24)
Receiving Yds ..... 18, Tulsa. (9/26/26)
Receiving TD ..... N/A



0 HUNTER OSBORNE

DL | Sr. | 6-4 | 313
Trussville, Ala. | Hewitt-Trussville HS/Virginia

QUICK HITS

- Started his career at Alabama (2023-2024) before spending the 2025 season at Virginia
- Had four tackles against No. 15 Tennessee (10/10/26)
- Registered four tackles including one for loss at Auburn (11/7/26)
- Picked up his first career sack in a win at Louisville (10/4/25)
- Notched three solo stops in ACC Championship Game vs. Duke (12/6/25)
- After redshirting his true freshman season at Alabama in 2023, Osborne saw action in four games during the 2024 season highlighted by a pair of stops against Missouri (10/26/25)
- Prepped at Hewitt-Trussville High School in Trussville, Ala., where he was a consensus four-star defensive lineman, who had over 50 Division I offers
- Earned a spot in the Under Armour All-America Game

OSBORNE'S CAREER DEFENSIVE STATS

Year	G/S	UA-A-TT	TFL	SACK	INT	PD	F/R
2024	4/0	0-3-3	0.0	0.0	0	1	0/0
2025	14/0	4-11-15	2.0	1.0	0	0	0/0
2026	11/11	6-13-19	2.5	1.0	0	1	0/0
TOTAL	29/11	10-27-37	4.5	2.0	0	2	0/0

OSBORNE'S GBG DEFENSIVE STATS

Date	Opponent	UA-A-TT	TFL	SACK	INT	PD	F/R
9/5/26	North Alabama	0-1-0	0,0	0.0	0	0	0/0
9/12/26	at Utah	0-0-0	0.0	0.0	0	0	0/0
9/19/26	Georgia*	1-0-0	0.0	0.0	0	0	0/0
9/26/26	Tulsa	0-1-1	0.0	0.0	0	0	0/0
10/3/26	at Texas A&M*	0-3-3	0.0	0.0	0	0	0/0
10/10/26	Tennessee*	0-4-4	0.5	0.0	0	1	0/0
10/17/26	at Vanderbilt*	0-0-0	0.0	0.0	0	0	0/0
10/31/26	Missouri*	2-1-3	0.0	0.0	0	0	0/0
11/7/26	at Auburn*	2-2-4	1.0	0.0	0	0	0/0
11/14/26	South Carolina*	0-1-1	0.0	0.0	0	0	0/0
11/21/26	at Texas*	1-0-1	1.0	1.0	0	0	0/0
11/28/26	at LSU*						

OSBORNE'S CAREER HIGHS

Tackles ..... 4, Three Times (11/7/26)
Sacks ..... 1, Eight Times (11/1/25)
TFL ..... 1, Twice (11/7/26)
INT ..... N/A
PD ..... N/A



1 CHRISTIAN HARRISON

DB | 5th | 6-0 | 202
Atlanta, Ga. | Woodward Academy / Cincinnati

QUICK HITS

- Started his collegiate career at Tennessee from 2022-2024 before spending the 2025 season at Cincinnati
- Tied for the team lead with eight tackles and a pass breakup in a win over Tulsa (9/26/26)
- Registered his second career interception in the second quarter of a loss at Utah (9/12/26)
- Started all 12 games at Cincinnati in 2025 while ranking fifth on the team in tackles with 66
- Logged 10 tackles at No. 24 Utah (11/1/25), and intercepted a pass in the loss
- Collected double-digit tackles in three games during the 2025 season with a pair of 10-stop performances and a career-high 11 tackles vs. BYU (11/22/25)
- Father Rodney Harrison was a 15-year NFL veteran, two-time Super Bowl champion and a two-time Pro Bowler, playing for the San Diego Chargers from 1994-2002 and the New England Patriots from 2003-08

HARRISON'S CAREER DEFENSIVE STATS

Year	G/S	UA-A-TT	TFL	SACK	INT	PD	F/R
2022	8/0	5-4-9	0.0	0.0	0	0	0/0
2023	5/0	2-0-2	2.0	0.0	0	0	0/0
2024	12/4	12-8-20	2.5	0.5	0	1	0/0
2025	12/12	40-26-66	2.5	0.0	1	7	0/0
2026	11/9	23-26-49	1.0	0.0	1	4	0/0
TOTAL	48/24	82-64-145	6.5	0.5	2	12	0/0

HARRISON'S GBG DEFENSIVE STATS

Date	Opponent	UA-A-TT	TFL	SACK	INT	PD	F/R
9/5/26	North Alabama	1-1-2	0.0	0.0	0	0	0/0
9/12/26	at Utah	2-5-7	0.0	0.0	1	0	0/0
9/19/26	Georgia*	4-2-6	0.0	0.0	0	0	0/0
9/26/26	Tulsa	3-5-8	0.0	0.0	0	1	0/0
10/3/26	at Texas A&M*	1-5-6	0.0	0.0	0	0	0/0
10/10/26	Tennessee*	2-2-4	0.0	0.0	0	0	0/0
10/17/26	at Vanderbilt*	1-1-2	0.0	0.0	0	1	0/0
10/31/26	Missouri*	4-3-7	1.0	0.0	0	1	0/0
11/7/26	at Auburn*	0-0-0	0.0	0.0	0	0	0/0
11/14/26	South Carolina*	1-1-2	0.0	0.0	0	0	0/0
11/21/26	at Texas*	4-1-5	0.0	0.0	0	1	0/0
11/28/26	at LSU*						

HARRISON'S CAREER HIGHS

Tackles ..... 11, vs. BYU (11/22/25)
Sacks ..... 0.5, at Arkansas (10/5/24)
TFL ..... 1.0, Four Times (11/29/25)
INT ..... 1, Twice (9/12/26)
PD ..... 3, vs. UCF (10/11/25)



AJ HILL

QB | So. | 6-4 | 232
Warner Robins, Ga. | Houston Co. HS/Memphis

QUICK HITS

- Appeared in two games during his first season at Memphis
- Completed 8-14 passes for 105 yards highlighted by a 21-yard TD pass to Ismael Cisse in a loss at #20 Utah (9/12/26)
- Made his collegiate debut at UAB (10/18/25), passing for 175 yards on 13-of-25 with one TD and an interception
- Spent first two seasons at Memphis before transferring to Arkansas to continue playing for Ryan Silverfield

CAREER PASSING

Year	G/S	C-A-I	PCT	YDS	TD	LG	Eff.
2025	2/0	19-32-1	59.4	223	1	37	122.0
2026	3/0	16-28-0	57.1	181	1	37	123.2
TOTAL	5/0	35-60-1	58.3	299	2	37	122.6

HILL'S CAREER RUSHING STATS

Year	G/S	No.	YDS	AVG	TD	LG
2025	2/0	1	-6	-6.0	0	0
2026	2/0	5	-29	-5.8	0	0
TOTAL	4/0	6	-35	-5.8	0	0

HILL'S GBG PASSING STATS

Date	Opponent	C-A-I	YDS	TD	LG
9/5/26	North Alabama	0-0-0	0	0	0
9/12/26	at Utah	8-14-0	105	1	27
9/19/26	Georgia*	8-14-0	76	0	37
9/26/26	Tulsa	0-0-0	0	0	0
10/3/26	at Texas A&M*	0-0-0	0	0	0
10/10/26	Tennessee*	0-0-0	0	0	0
10/17/26	at Vanderbilt*	0-0-0	0	0	0
10/31/26	Missouri*	0-0-0	0	0	0
11/7/26	at Auburn*	0-0-0	0	0	0
11/14/26	South Carolina*	0-0-0	0	0	0
11/21/26	at Texas*				
11/28/26	at LSU*				

HILL'S GBG RUSHING STATS

Date	Opponent	No.	YDS	TD	LG
9/5/26	North Alabama	0	0	0	0
9/12/26	at Utah	3	-24	0	0
9/19/26	Georgia*	2	-5	0	0
9/26/26	Tulsa	0	0	0	0
10/3/26	at Texas A&M*				
10/10/26	Tennessee*				
10/17/26	at Vanderbilt*				
10/31/26	Missouri*				
11/7/26	at Auburn*				
11/14/26	South Carolina*				
11/21/26	at Texas*				
11/28/26	at LSU*				

HILL'S CAREER HIGHS

Passing Yds ..... 175, at UAB (10/18/25)
Passing TD ..... 1, Twice (9/12/26)
Passing Cmps ..... 13, at UAB (10/18/25)
Passing Attempts ..... 25, at UAB (10/18/25)
Rushing TD ..... N/A



SHELTON LEWIS

DB | Sr. | 5-11 | 190
Atlanta, Ga. | Stockbridge HS / Clemson

QUICK HITS

- Transferred to Arkansas from Clemson where he started his collegiate career (2023-2025)
- Recorded his third career interception against No. 15 Tennessee (10/10/26)
- Forced a fumble and recovered the same fumble while tallying two tackles in a win over Tulsa (9/26/26)
- Registered a season-high four tackles vs. Syracuse (9/20/25)
- Started four games and played in 10 games as a sophomore in 2024, highlighted by a season-best six tackles vs. NC State (9/21/24)
- One of six Clemson true freshmen to appear in all 13 games, making two starts in 2023
- Picked off his first career pass in a win vs. Georgia Tech (11/11/23), returning it 46 yards for a touchdown to earn ACC Rookie of the Week honors
- Graduated from Clemson in December 2025 and completed a microinternship with Google during the spring of 2024

LEWIS' CAREER DEFENSIVE STATS

Year	G/S	UA-A-TT	TFL	SACK	INT	PD	F/R
2023	13/2	9-1-10	0.0	0.0	2	7	0/0
2024	10/4	7-5-12	0.0	0.0	0	2	0/0
2025	4/0	4-5-9	0.0	0.0	0	1	0/0
2026	11/11	25-9-34	1.0	0.0	1	1	2/1
TOTAL	38/17	46-17-63	1.0	0.0	3	11	2/1

LEWIS' GBG DEFENSIVE STATS

Date	Opponent	UA-A-TT	TFL	SACK	INT	PD	F/R
9/5/26	North Alabama	2-0-2	0.0	0.0	0	0	0/0
9/12/26	at Utah	0-2-2	0.0	0.0	0	0	0/0
9/19/26	Georgia*	3-0-3	0.0	0.0	0	0	0/0
9/26/26	Tulsa	2-0-2	0.0	0.0	0	0	1/1
10/3/26	at Texas A&M*	4-0-4	0.0	0.0	0	0	0/0
10/10/26	Tennessee*	3-3-6	0.0	0.0	1	1	0/0
10/17/26	at Vanderbilt*	4-2-6	0.0	0.0	0	0	0/0
10/31/26	Missouri*	1-1-2	0.0	0.0	0	0	1/0
11/7/26	at Auburn*	1-0-1	0.0	0.0	0	0	0/0
11/14/26	South Carolina*	1-1-2	0.0	0.0	0	0	0/0
11/21/26	at Texas*	3-0-3	1.0	0.0	0	0	0/0
11/28/26	at LSU*						

LEWIS' CAREER HIGHS

Tackles ..... 6, vs. North Carolina State (9/21/24)
Sacks ..... N/A
TFL ..... N/A
INT ..... 1, Twice (12/29/23)
PD ..... 4, vs. Georgia Tech (11/11/23



CJ BROWN

WR | Jr. | 6-1 | 195
Bentonville, Ark. | Bentonville HS

QUICK HITS

- Scored first collegiate TD and the Razorbacks' first touchdown of the season on a 16-yard pass from Taylen Green in the first quarter vs. Alabama A&M (8/30/25)
- Has registered at least one reception in 7 of 11 games this season.
- Recorded five receptions for 38 yards and a touchdown in a loss to No. 4 Texas A&M (10/18/25)
- Registered 32 yards after catch against Alabama A&M (8/30/25)
- Had a 29-yard catch to open game against No. 15 Tennessee (10/10/26)
- Saw action in 8 games while making a start as a true freshman (2024)
- Recorded a start and caught four passes for 50 yards in a Liberty Bowl win over Texas Tech (12/27/24)
- Registered first career reception on a 12-yard pass from Taylen Green vs. Texas (11/16/24)

BROWN'S CAREER RECEIVING STATS

Year	G/S	No.	YDS	YPC	TD	LG
2024	8/1	5	62	12.4	0	31
2025	12/10	28	319	11.4	3	26
2026	11/9	13	150	13.6	0	29
TOTAL	31/20	46	531	17.1	3	31

BROWN'S GBG RECEIVING STATS

Date	Opponent	No.	YDS	TD	LG
9/5/26	North Alabama	3	37	0	16
9/12/26	at Utah	0	0	0	0
9/19/26	Georgia*	2	22	0	15
9/26/26	Tulsa	0	0	0	0
10/3/26	at Texas A&M*	0	0	0	0
10/10/26	Tennessee*	1	29	0	29
10/17/26	at Vanderbilt*	1	3	0	3
10/31/26	Missouri*	4	37	0	14
11/7/26	at Auburn*	1	4	0	4
11/14/26	South Carolina*	0	0	0	0
11/21/26	at Texas*	1	26	0	26
11/28/26	at LSU*				

BROWN'S CAREER HIGHS

Receptions ..... 5, vs. Texas A&M (10/18/25)
Receiving Yds ..... 50, Twice (10/11/25)
Receiving TD ..... 2, vs. Alabama A&M (8/30/25)



4 ISMAEL CISSE

WR | Jr. | 6-0 | 198
Denver, Colo. | Cherry Creek HS / Stanford

QUICK HITS
- Missed the 2025 season due to an injury suffered prior to the start of fall camp
- Spent the 2023-2024 seasons at Stanford
- Has garnered a receiving touchdown in each of the Hogs' games this season, marking the second time in his career he recorded touchdown catches in consecutive games after doing so in the first two weeks of 2024 while at Stanford.
- Scored first touchdown of the Ryan Silverfield era courtesy of a 20 yard pass from KJ Jackson in the first quarter of a win over North Alabama (9/5/26)
- Played in all 12 games with five starts in 2024 while recording 26 receptions for 241 yards (9.3 ypc) and two touchdowns
- Logged at least one reception in eight of his 12 games played, including five multi-catch performances (2024)
- Had a career-high eight receptions for a career-best 79 yards and a touchdown against Cal Poly (9/7/24)
- Last name pronounced: cee-cee

CISSE'S CAREER RECEIVING STATS

Year	G/S	NO	YDS	YPC	TD	LG
2023	2/0	0	0	0.0	0	0
2024	12/5	26	241	9.3	2	25
2026	11/9	13	139	9.3	2	22
TOTAL	25/14	39	380	10.7	4	25

CISSE'S CAREER RUSHING STATS

Year	G/S	No	YDS	AVG	TD	LG
2023	2/0	0	0	0.0	0	0
2024	12/5	4	2	0.5	0	11
2026	11/9	1	-2	-2.0	0	0
TOTAL	25/14	5	0	0.0	0	11

CISSE'S GBG RECEIVING STATS

Date	Opponent	No.	YDS	TD	LG
9/5/26	North Alabama	1	20	1	20
9/12/26	at Utah	2	35	1	21
9/19/26	Georgia*	0	0	0	0
9/26/26	Tulsa	4	35	0	18
10/3/26	at Texas A&M*	0	0	0	0
10/10/26	Tennessee*	0	0	0	0
10/17/26	at Vanderbilt*	1	6	0	6
10/31/26	Missouri*	1	22	0	22
11/7/26	at Auburn*	2	12	0	7
11/14/26	South Carolina*	1	5	0	5
11/21/26	at Texas*	1	4	0	4
11/28/26	at LSU*				

CISSE'S CAREER HIGHS

Receptions ..... 8, Twice (9/20/24)
Receiving Yds ..... 79, vs. Cal Poly (9/7/24)
Receiving TD ..... 1, Four Times (9/12/26)



5 SUTTON SMITH

RB | 5th | 5-9 | 196
Marietta, Ga. | Walton HS / Memphis

SMITH'S CAREER RUSHING STATS

Year	G/S	No.	YDS	AVG	TD	LG
2022	10/1	29	135	4.7	2	15
2023	13/2	63	305	4.8	2	26
2024	1/1	3	7	2.3	0	6
2025	12/4	102	669	6.6	7	84
2026	11/6	83	350	4.2	1	64
TOTAL	47/14	280	1466	5.2	12	84

SMITH'S GBG RUSHING STATS

Date	Opponent	No.	YDS	TD	LG
9/5/26	North Alabama	15	36	0	12
9/12/26	at Utah	7	13	0	4
9/19/26	Georgia*	6	17	1	5
9/26/26	Tulsa	5	19	0	9
10/3/26	at Texas A&M*	6	41	0	11
10/10/26	Tennessee*	11	40	0	12
10/17/26	at Vanderbilt*	4	29	0	18
10/31/26	Missouri*	9	22	0	7
11/7/26	at Auburn*	3	64	0	64
11/14/26	South Carolina*	13	60	0	12
11/21/26	at Texas*	4	9	0	5
11/28/26	at LSU*				

SMITH'S CAREER RECEIVING STATS

Year	G/S	No.	YDS	AVG	TD	LG
2022	10/1	4	58	14.5	0	24
2023	13/2	18	152	8.4	0	48
2024	1/1	2	13	6.5	0	8
2025	12/4	20	109	5.5	2	39
2026	11/6	16	114	7.1	0	21
TOTAL	47/14	60	446	7.4	2	48

SMITH'S GBG RECEIVING STATS

Date	Opponent	No.	YDS	TD	LG
9/5/26	North Alabama	4	43	0	21
9/12/26	at Utah	1	-2	0	-2
9/19/26	Georgia*	1	8	0	8
9/26/26	Tulsa	0	0	0	0
10/3/26	at Texas A&M*	5	24	0	11
10/10/26	Tennessee*	0	0	0	0
10/17/26	at Vanderbilt*	2	12	0	12
10/31/26	Missouri*	0	0	0	0
11/7/26	at Auburn*	0	0	0	0
11/14/26	South Carolina*	1	5	0	5
11/21/26	at Texas*	2	24	0	19
11/28/26	at LSU*				

SMITH'S CAREER KICK RETURN STATS

Year	G/S	No.	YDS	AVG	TD	LG
2022	10/1	3	50	16.7	0	22
2023	13/2	21	509	24.2	0	78
2025	12/4	5	155	31.0	1	99
2026	11/6	0	0	0.0	0	0
TOTAL	47/14	29	714	24.6	1	99

SMITH'S CAREER PUNT RETURN STATS

Year	G/S	No.	YDS	AVG	TD	LG
2025	12/4	15	125	8.3	0	34
2026	10/6	8	34	4.3	0	20
TOTAL	46/14	23	159	6.9	0	34



6 KHMORI HOUSE

DB | Jr. | 6-1 | 202
Pasadena, Calif. | St. John Bosco HS / N. Carolina

QUICK HITS
- 2025 ACC Honorable Mention
- Spent the 2024 season at Washington before transferring to North Carolina in 2025 and Arkansas in 2026.
- Has registered TFL all three of the Hogs' games this season.
- Had three tackles, including a sack and a career-high 2.0 tackles for loss in a season-opening win over North Alabama (9/5/26)
- Led UNC with 81 tackles in his 12 games, all starts in 2025.
- Led North Carolina in tackles during seven games in 2025

HOUSE'S CAREER DEFENSIVE STATS

Year	G/S	UA-A-TT	TFL	SACK	INT	PD	F/R
2024	12/5	0-3-3	1.0	0.0	1	4	1/0
2025	12/12	46-35-81	2.5	1.0	1	1	1/0
2026	11/11	39-31-70	8.5	2.0	0	3	0/0
TOTAL	35/28	104-82-186	12.0	3.0	2	8	2/0

HOUSE'S GBG DEFENSIVE STATS

Date	Opponent	UA-A-TT	TFL	SACK	INT	PD	F/R
9/5/26	North Alabama	2-1-3	2.0	1.0	0	0	0/0
9/12/26	at Utah	3-2-5	1.0	1.0	0	0	0/0
9/19/26	Georgia*	6-3-9	0.5	0.0	0	0	0/0
9/26/26	Tulsa	1-4-5	0.0	0.0	0	1	0/0
10/3/26	at Texas A&M*	4-7-11	1.0	0.0	0	0	0/0
10/10/26	Tennessee*	3-1-4	0.5	0.0	0	1	0/0
10/17/26	at Vanderbilt*	3-1-4	0.0	0.0	0	1	0/0
10/31/26	Missouri*	0-5-5	0.0	0.0	0	0	0/0
11/7/26	at Auburn*	7-2-9	2.0	0.0	0	0	0/0
11/14/26	South Carolina*	5-1-6	1.0	0.0	0	0	0/0
11/21/26	at Texas*	5-4-9	0.5	0.0	0	0	0/0
11/28/26	at LSU*						

HOUSE'S CAREER HIGHS

Tackles ..... 13, vs. Stanford (11/8/25)
Sacks ..... 1, Three Times (9/12/26)
TFL ..... 2.0, vs. North Alabama (9/5/26)
INT ..... 1, Twice (11/15/25)
PD ..... 2, vs. USC (11/2/24)



CHRIS MARSHALL

WR | 5th | 6-3 | 213
Missouri City, Texas | Ft. Bend Marshall HS / Boise St.

QUICK HITS

- Began his collegiate career at Texas A&M in 2022 before spending a year at Kilgore College in 2023 and then spending 2024-2025 at Boise State
- His three 100+ yard receiving games this season are the most since Andrew Armstrong's five in 2024
- 61 receptions rank tied for 8th in program history during a single season
- 133 yards shy of a 1,000-yard season
- Ranks second in the SEC this season in receiving yards per game (86.7) and fourth in receptions per game (6.10)
- His 195 receiving yards against Tulsa were the seventh most during a single game in program history and the most by a Razorback since 2020 (9/26/26). His 195 yards in a single game was also the sixth-most nationally and the most by an SEC player at the time.
- Has led the Hogs in receiving in eight of 10 games this season
- First Razorback to lead Arkansas in receiving yards in the first six games of a season since Anthony Eubanks in 1996.
- Registered a career-high 136 yards receiving on 7 catches during a loss to No. 2 Georgia (9/19/26)
- Exploded for 132 yards on four catches vs. Eastern Washington (9/5/25)
- Snagged his first touchdown of the season as part of his three catches and 96 yards vs. UNLV (11/18/25)
- Limited to just four games due to injury in 2024
- A four-star recruit and a 2022 Under Armour All-American out of Ft. Bend Marshall HS.

MARSHALL'S CAREER RECEIVING STATS

Year	G/S	No.	YDS	YPC	TD	LG
2023	6/2	11	108	9.8	0	18
2024	4/0	3	13	4.3	0	7
2025	11/5	30	574	19.1	2	46
2026	10/10	61	867	14.2	2	50
TOTAL	**31/17**	**105**	**1,562**	**14.9**	**4**	**50**

MARSHALL'S GBG RECEIVING STATS

Date	Opponent	No.	YDS	TD	LG
9/5/26	North Alabama	7	79	0	18
9/12/26	at Utah	5	63	0	24
9/19/26	Georgia*	7	136	0	40
9/26/26	Tulsa	9	195	1	50
10/3/26	at Texas A&M*	7	76	1	26
10/10/26	Tennessee*	7	56	0	15
10/17/26	at Vanderbilt*	1	28	0	28
10/31/26	Missouri*	-	-	-	-
11/7/26	at Auburn*	5	65	0	29
11/14/26	South Carolina*	4	63	1	23
11/21/26	at Texas*	9	106	0	28
11/28/26	at LSU*				

MARSHALL'S CAREER HIGHS

Receptions ..... 9, Twice (11/21/26)
Receiving Yds ..... 195, vs. Tulsa (9/26/26)
Receiving TD ..... 1, Three Times (9/26/26)



KJ JACKSON

QB | Jr. | 6-4 | 225
Montgomery, Ala. | St. James School

QUICK HITS

- 2025 First-Year SEC Academic Honor Roll
- Won starting job after QB Battle in Fall Camp
- One of five QB nationally to throw for 300+ yards and rush for two TD in a game this season after throwing for 309 and rushing for two TD vs. Tulsa (9/26/26)
- First left-handed Arkansas QB to start a season opener since 1995 (Barry Lunney Jr.) and one of two since 1950.
- A four-star prospect according to 247Sports and Rivals

CAREER PASSING

Year	G/S	C-A-I	PCT	YDS	TD	LG	Eff.
2024	1/0	4-4-0	100.0	59	0	18	223.9
2025	5/1	33-54-0	61.1	441	3	41	148.0
2026	11/11	195-331-7	58.9	2,231	10	50	121.3
TOTAL	**17/12**	**232-389-7**	**59.6**	**2,731**	**13**	**50**	**126.0**

JACKSON'S GBG PASSING STATS

Date	Opponent	C-A-I	YDS	TD	LG
9/5/26	North Alabama	24-35-1	267	3	21
9/12/26	at Utah	14-34-1	139	0	24
9/19/26	Georgia*	20-27-0	212	1	40
9/26/26	Tulsa	24-36-1	309	1	50
10/3/26	at Texas A&M*	13-25-1	111	1	26
10/10/26	Tennessee*	15-27-0	155	1	29
10/17/26	at Vanderbilt*	21-31-0	251	0	37
10/31/26	Missouri*	20-34-1	229	0	37
11/7/26	at Auburn*	14-30-1	180	1	43
11/14/26	South Carolina*	15-24-0	188	2	28
11/21/26	at Texas*	15-28-1	190	0	28
11/28/26	at LSU*				

JACKSON'S CAREER RUSHING STATS

Year	G/S	No.	YDS	AVG	TD	LG
2024	1/0	1	3	3.0	0	3
2025	5/1	11	52	4.7	2	12
2026	11/11	91	192	2.1	4	20
TOTAL	**17/12**	**103**	**247**	**2.4**	**6**	**20**

JACKSON'S GBG RUSHING STATS

Date	Opponent	No.	YDS	TD	LG
9/5/26	North Alabama	10	27	0	10
9/12/26	at Utah	7	34	0	13
9/19/26	Georgia*	5	-11	0	0
9/26/26	Tulsa	13	29	2	20
10/3/26	at Texas A&M*	4	6	0	5
10/10/26	Tennessee*	9	-3	0	11
10/17/26	at Vanderbilt*	11	58	1	20
10/31/26	Missouri*	13	33	1	14
11/7/26	at Auburn*	18	-27	0	13
11/14/26	South Carolina*	10	46	0	14
11/21/26	at Texas*	10	39	0	13
11/28/26	at LSU*				

JACKSON'S CAREER HIGHS

Passing Yds ..... 309, vs. Tulsa (9/26/26)
Passing TD ..... 3, vs. North Alabama (9/5/26)
Passing Cmps ..... 24, Twice (9/26/26)
Passing Attempts ..... 35, vs. North Alabama (9/5/26)
Rushing TD ..... 2, vs. Tulsa (9/26/26)
Rushing Yards ..... 51, at Vanderbilt (10/17/26



BRADLEY SHAW

LB | Jr. | 6-1 | 229
Hoover, Ala. | Hoover HS

QUICK HITS

- Saw action in 12 games with seven starts in 2025
- Led Arkansas and tied a career high with nine tackles in a loss vs. #23 Missouri (10/31/26) and at #20 Utah (9/12/26)
- Registered nine tackles in a loss to Auburn (10/25/25)
- Tallied three tackles including one for loss in a season-opening win over North Alabama (9/5/26)
- Registered five tackles including a sack, two tackles for loss and a forced fumble in a loss at Memphis (9/20/25)
- Played in 12 games as a true freshman in 2024
- Tallied six stops, including an assisted tackle for loss in a win over Louisiana Tech (11/23/24)
- No. 6 inside linebacker nationally and No. 12 overall prospect in Alabama at Hoover HS according to ESPN

SHAW'S CAREER DEFENSIVE STATS

Year	G/S	UA-A-TT	TFL	SACK	INT	PD	F/R
2024	12/0	4-8-12	2.5	1.0	0	0	0/0
2025	12/7	24-26-50	5.0	2.0	0	1	1/1
2026	10/8	17-30-47	2.0	0.0	0	2	0/1
TOTAL	**34/15**	**45-64-109**	**9.5**	**3.0**	**0**	**3**	**1/2**

SHAW'S GBG DEFENSIVE STATS

Date	Opponent	UA-A-TT	TFL	SACK	INT	PD	F/R
9/5/26	North Alabama	3-0-3	1.0	0.0	0	0	0/0
9/12/26	at Utah	2-7-9	0.0	0.0	0	0	0/0
9/19/26	Georgia*	0-3-3	0.0	0.0	0	0	0/0
9/26/26	Tulsa	0-0-0	0.0	0.0	0	0	0/0
10/3/26	at Texas A&M*	0-0-0	0.0	0.0	0	0	0/0
10/10/26	Tennessee*	1-3-4	0.0	0.0	0	0	0/0
10/17/26	at Vanderbilt*	1-1-2	0.0	0.0	0	0	0/0
10/31/26	Missouri*	3-6-9	0.0	0.0	0	2	0/0
11/7/26	at Auburn*	2-2-4	0.0	0.0	0	0	0/0
11/14/26	South Carolina*	3-4-7	0.0	0.0	0	0	0/0
11/21/26	at Texas*	2-4-6	1.0	0.0	0	0	0/0
11/28/26	at LSU*						

SHAW'S CAREER HIGHS

Tackles ..... 9, vs. Three Times (10/31/26)
Sacks ..... 1.0, Three Times (11/15/25)
TFL ..... 2.0, at Memphis (9/20/25)
INT ..... N/A
PD ..... 1, vs. Alabama A&M (8/30/25)



8 DONOVAN FAUPEL

WR | Sr. | 6-1 | 201
Riverside, Calif. | Corona Centennial HS / New Mexico St.

QUICK HITS

- 2025 Second-Team All-CUSA (Coches)
- Spent his freshman-junior seasons (2023-2025) at Missouri State
- Hauled in two passes for 28 yards during a loss to No. 2 Georgia (9/19/26)
- Had a season-high 99 receiving yards on five receptions during a season-opening win over Bryant (8/30/25). Followed up a near 100-yard performance with eight catches for 78 yards and a touchdown against Tulsa (9/6/25)
- Caught six passes for 97 yards against New Mexico (9/27/25)
- Caught a season-high 10 passes for 84 yards and a touchdown vs. Missouri State (10/22/25)
- Scored two touchdowns while catching nine passes for 78 yards at Middle Tennessee (11/29/25)
- Posted a season-high 33 receiving yards on two catches in the Conference USA Championship game against Liberty (12/1/24)

FAUPEL'S CAREER RECEIVING STATS

YEAR	G/S	No.	YDS	YPC	TD	LG
2023	11/0	8	98	12.3	0	17
2024	7/1	3	48	16.0	1	29
2025	12/12	61	661	10.8	7	55
2026	11/0	11	141	12.8	0	23
TOTAL	41/13	82	948	11.4	8	55

FAUPEL'S CAREER RUSHING STATS

YEAR	G/S	No.	YDS	AVG	TD	LG
2023	11/0	0	0	0.0	0	0
2024	7/1	1	18	18.0	0	18
2025	12/12	0	0	0.0	0	0
2026	10/0	0	0	0.0	0	0
TOTAL	40/13	1	18	18.0	0	18

FAUPEL'S GBG RECEIVING STATS

Date	Opponent	No.	YDS	TD	LG
9/5/26	North Alabama	1	9	0	9
9/12/26	at Utah	1	23	0	23
9/19/26	Georgia*	2	28	0	22
9/26/26	Tulsa	0	0	0	0
10/3/26	at Texas A&M*	1	11	0	0
10/10/26	Tennessee*	1	8	0	8
10/17/26	at Vanderbilt*	1	8	0	8
10/31/26	Missouri*	1	22	0	22
11/7/26	at Auburn*	1	17	0	17
11/14/26	South Carolina*	1	12	0	12
11/21/26	at Texas*	1	3	0	3
11/28/26	at LSU*				

FAUPEL'S CAREER HIGHS

Receptions ..... 10, vs. Missouri State (10/22/25)
Receiving Yds ..... 99, vs. Bryant (8/30/25)
Receiving TD ..... 2, Twice (11/22/25)



9 JAMARI HAWKINS

WR | 5th | 5-10 | 188
Mobile, Ala. | Baker HS / Memphis

QUICK HITS

- Spent his first four seasons at Memphis before transferring to Arkansas to continue playing for Ryan Silverfield
- Posted his best game of his career to date with seven catches and 110 yards vs. Tulsa (10/4/25)
- Put up 85 yards with three receptions in a win over South Florida (10/25/25)
- Picked up his second score of the season in Gasparilla Bowl vs. NC State (12/19/25), recording 130 total yards – one rush for seven yards, four catches for 32 yards and 91 yards on three kickoff returns
- Registered 91 kickoff return yards on three returns during the 2025 season
- One of the most experienced players on the roster with 39 career games played and 12 starts during his career

HAWKINS' CAREER RECEIVING STATS

YEAR	G/S	No.	YDS	YPC	TD	LG
2022	4/0	0	0	0.0	0	0
2023	9/0	0	0	0.0	0	0
2024	12/1	3	24	8.0	0	14
2025	13/11	38	623	16.4	2	57
2026	11/1	8	126	18.0	0	25
TOTAL	49/15	49	773	17.2	2	57

HAWKINS' CAREER RUSHING STATS

Year	G/S	No.	YDS	AVG	TD	LG
2022	4/0	0	0	0.0	0	0
2023	9/0	0	0	0.0	0	0
2024	12/1	4	31	7.8	0	10
2025	13/11	3	14	4.7	0	7
2026	11/1	1	22	22.0	0	22
TOTAL	49/15	8	67	8.4	0	22

HAWKINS' GBG RECEIVING STATS

Date	Opponent	No.	YDS	TD	LG
9/5/26	North Alabama	0	0	0	0
9/12/26	at Utah	3	47	0	27
9/19/26	Georgia*	2	30	0	25
9/26/26	Tulsa	1	5	0	5
10/3/26	at Texas A&M*	0	0	0	0
10/10/26	Tennessee*	0	0	0	0
10/17/26	at Vanderbilt*	2	44	0	31
10/31/26	Missouri*	0	0	0	0
11/7/26	at Auburn*	0	0	0	0
11/14/26	South Carolina*	0	0	0	0
11/21/26	at Texas*	0	0	0	0
11/28/26	at LSU*				

HAWKINS' CAREER HIGHS

Receptions ..... 7, vs. Tulsa (10/4/25)
Receiving Yds ..... 110, vs. Tulsa (10/4/25)
Receiving TD ..... 1, Twice (12/19/25)



20 JOKER JOHNSON

DB | Sr. | 6-0 | 195
Hammond, La. | Hammond HS / Tulane

QUICK HITS

- Spent the 2023-2025 seasons at Tulane where he helped lead the Green Wave to a College Football Playoff appearance in 2025
- One of three Arkansas defenders since 1956 with 2+ pick sixes in a season alongside Orlando Waters (1993, 2) and David Dudley (1985, 2).
- Registered 8 tackles, two interceptions and one forced fumble during a win over No. 17 South Carolina (11/14/26)
- Started all 14 games seeing the field for a team-high 834 defensive snaps, making 42 tackles with one tackle for loss, one forced fumble and four interceptions to earn All-American Conference Honorable Mention in 2025
- Intercepted a pass and recorded one tackle for loss at Tulsa (9/27/25)
- Has a single-season career high 2.0 tackles for loss this season.
- Matched his season-high with five tackles and intercepted a pass in American Conference Championship Game victory over North Texas (12/5/25)
- Recorded an overall grade of 77.1 and a coverage grade of 76.2 according to Pro Football Focus in 2025
- Allowed one reception in five targets in 2024 while appearing in 14 games
- Also played basketball in addition to starring on the gridiron at Hammond High School
- Government name is Jahiem Johnson

JOHNSON'S CAREER DEFENSIVE STATS

Year	G/S	UA-A-TT	TFL	SACK	INT	PD	F/R
2023	1/0	0-0-0	0.0	0.0	0	0	0/0
2024	14/0	2-2-4	0.0	0.0	0	2	0/0
2025	14/14	32-10-42	1.0	0.0	4	9	1/0
2026	11/11	32-20-52	2.0	0.0	3	4	1/0
TOTAL	40/25	66-32-98	3.0	0.0	7	15	2/0

JOHNSON'S GBG DEFENSIVE STATS

Date	Opponent	UA-A-TT	TFL	SACK	INT	PD	F/R
9/5/26	North Alabama	1-1-2	0.0	0.0	0	0	0/0
9/12/26	at Utah	4-4-8	0.0	0.0	0	0	0/0
9/19/26	Georgia*	2-1-3	0.0	0.0	0	0	0/0
9/26/26	Tulsa	3-3-6	0.0	0.0	0	1	0/0
10/3/26	at Texas A&M*	0-1-1	0.0	0.0	0	0	0/0
10/10/26	Tennessee*	4-0-4	1.0	0.0	0	0	0/0
10/17/26	at Vanderbilt*	2-0-2	0.0	0.0	1	0	0/0
10/31/26	Missouri*	5-3-8	1.0	0.0	0	0	0/0
11/7/26	at Auburn*	4-4-8	0.0	0.0	0	2	0/0
11/14/26	South Carolina*	5-3-8	0.0	0.0	2	0	0/0
11/21/26	at Texas*	2-0-2	0.0	0.0	0	0	0/0
11/28/26	at LSU*						

JOHNSON'S CAREER HIGHS

Tackles ..... 8, Four Times (11/14/26)
Sacks ..... N/A
TFL ..... 1.0, Three Times (10/31/26)
INT ..... 2, vs. South Carolina (11/14/26)
PD ..... 4, vs. Northwestern (8/30/25)



25 JA'QUAVION SMITH

LB | Jr. | 6-1 | 229
Wingate, N.C. | Forest Hill HS / Howard

QUICK HITS

- Leads Arkansas with 63 tackles this season
- Became just the third Arkansas defender to register 7+ tackles, 1.0+ sacks and 1+ pass breakups against a ranked opponent since 1995 in a win over No. 17 South Carolina (11/14/26)
- Led Arkansas with a single-game career-high 10 tackles during a 31-21 win at Vanderbilt (10/17/26)
- Collected eight tackles in a loss to No. 15 Tennessee (10/10/26)
- Had a nine-tackle performance with a tackle for loss during at Texas A&M (10/3/26)
- Spent the 2024-2025 seasons at Howard
- Recorded at least one TFL in seven games in 2024
- Recorded his best game of the season vs. Hampton (9/20/25) with a season-high seven tackles, including career-bests with three tackles for loss and two sacks to go with a forced fumble
- Saw action in 10 games as a true freshman, recording 11 tackles with three tackles for loss and one sack

SMITH'S CAREER DEFENSIVE STATS

Year	G/S	UA-A-TT	TFL	SACK	INT	PD	F/R
2024	10/0	7-4-11	3.0	1.0	0	0	0/0
2025	12/11	26-23-49	11.0	4.5	0	4	3/1
2026	11/11	29-37-66	5.0	2.0	0	1	0/0
TOTAL	**32/22**	61-66-127	**18.0**	**7.5**	**0**	**5**	**3/1**

SMITH'S GBG DEFENSIVE STATS

Date	Opponent	UA-A-TT	TFL	SACK	INT	PD	F/R
9/5/26	North Alabama	1-0-1	0.0	0.0	0	1	0/0
9/12/26	at Utah	1-4-5	0.0	0.0	0	0	0/0
9/19/26	Georgia*	3-5-8	2.0	1.0	0	0	0/0
9/26/26	Tulsa	4-4-8	0.0	0.0	0	0	0/0
10/3/26	at Texas A&M*	1-8-9	1.0	0.0	0	0	0/0
10/10/26	Tennessee*	4-3-7	0.0	0.0	0	0	0/0
10/17/26	at Vanderbilt*	7-3-10	0.0	0.0	0	0	0/0
10/31/26	Missouri*	1-2-3	0.5	0.0	0	0	0/0
11/7/26	at Auburn*	1-2-3	0.5	0.0	0	0	0/0
11/14/26	South Carolina*	4-3-7	1.0	1.0	0	1	0/0
11/21/26	at Texas*	2-1-3	0.0	0.0	0	0	0/0
11/28/26	at LSU*						

SMITH'S CAREER HIGHS

Tackles ..... 10, at Vanderbilt (10/17/26)
Sacks ..... 2.0, vs. Hampton (9/20/25)
TFL ..... 3.0, vs. Hampton (9/20/25)
INT ..... N/A
PD ..... 1, Four Times (10/25/25)



27 CAM SETTLES

RB | So. | 5-11 | 209
Little Rock, Ark. | Parkview HS

QUICK HITS

- Recorded first career 100-yard rushing game with 16 carries for 100 yards during a loss at Auburn (11/7/26) marking the first 100-yard rushing performance by a Hog this season.
- Rushed for 45 yards and two touchdowns on 11 carries while catching one pass for three yards during a 31-21 win at Vanderbilt (10/17/26)
- Became the first Razorback running back with multiple rushing touchdowns in a game since RB Mike Washington Jr. had 2 at Ole Miss on Sept. 13, 2025 (10/17/26)
- Recorded first career start while tallying a team-leading 40 rushing yards on 11 carries and six receptions for 20 yards during a win over Tulsa (Sept. 26)
- Appeared in nine games as a true freshman in 2025.
- Attended Parkview Arts and Science Magnet High School in Little Rock, Ark. where he was a consensus three-star prospect according to 247Sports, Rivals, ESPN and On3

SETTLES' CAREER RUSHING STATS

Year	G/S	No.	YDS	AVG	TD	LG
2025	9/0	6	16	2.7	0	5
2026	10/5	102	441	4.3	2	46
TOTAL	**19/5**	**108**	**457**	**4.2**	**2**	**46**

SETTLES' GBG RUSHING STATS

Date	Opponent	No.	YDS	TD	LG
9/5/26	North Alabama	0	0	0	0
9/12/26	at Utah	6	25	0	9
9/19/26	Georgia*	3	5	0	3
9/26/26	Tulsa	11	40	0	7
10/3/26	at Texas A&M*	4	11	0	7
10/10/26	Tennessee*	8	50	0	27
10/17/26	at Vanderbilt*	11	45	2	11
10/31/26	Missouri*	12	38	0	10
11/7/26	at Auburn*	16	100	0	46
11/14/26	South Carolina*	17	64	0	19
11/21/26	at Texas*	14	63	0	8
11/28/26	at LSU*				

SETTLES' CAREER RECEIVING STATS

Year	G/S	No.	YDS	YPC	TD	LG
2025	9/0	2	16	8.0	0	11
2026	10/5	18	95	5.3	0	18
TOTAL	**19/5**	**20**	**111**	**5.6**	**0**	**18**

SETTLES' CAREER HIGHS

Rushing Yds ..... 100, at Auburn (11/7/26)
Rushing TD ..... 2, at Auburn (10/17/26)
Carries ..... 16, at Auburn (10/17/26
Receiving Yds ..... 18, Tulsa. (9/26/26)
Receiving TD ..... 25, vs. Missouri (10/31/26)



30 MAX GILBERT

K | Sr. | 6-0 | 201
Memphis, Tenn. | Lausanne / Tennessee

QUICK HITS

- Ranks 12th among active FBS players in points per game, averaging 7.9 a contest.
- Spent the 2023-2025 seasons at Tennessee before transferring to Arkansas.
- Scored 7 points in season opener vs. North Alabama (9/5/26)
- In 2025, his 106 points ranked fifth in the SEC and his 64 PATs led the league and ranked fifth nationally.
- Named SEC co-Special Teams Player of the Week after scoring 10 points in a win vs. Arkansas (10/11/25), making a pair of field goals from 37 and 50 yards as well as all four of PATs.
- His 114 total points ranked sixth in Tennessee single-season history and was fourth among all players in the SEC in 2024 while his 20 made field goals were the sixth-most in program history.
- His 8.8 points per game ranked sixth nationally and second in the SEC among kickers (2024).
- Two-Time SEC Special Teams Player of the Week (11/12/24), (10/13/25)

GILBERT'S CAREER KICKING STATS

Year	FGM-A	PCT.	1-19	20-29	30-39	40-49	50+
2023	0/0	0.0	0-0	0-0	0-0	0-0	0-0
2024	20-26	76.92	0-0	4-4	9-10	4-6	3-6
2025	14-19	73.68	0-0	4-4	4-6	4-6	2-3
2026	16-25	64.0	0-0	3-3	10-11	2-4	1-7
TOTAL	**50-70**	**71.4**	**0-0**	**11-11**	**23-27**	**10-16**	**6-16**

GILBERT'S GBG KICKING STATS

Date	Opponent	FGM-A	Sequence	XPM-A
9/5/26	North Alabama	1-1	(33)	4-4
9/12/26	at Utah	1-2	(29), 51	1-1
9/19/26	Georgia*	1-1	(41)	2-2
9/26/26	Tulsa	4-4	(23), (35), (29), (38)	2-2
10/3/26	at Texas A&M*	0-1	54	1-1
10/10/26	Tennessee*	1-2	38, (55)	2-2
10/17/26	at Vanderbilt*	1-2	51, (39)	4-4
10/31/26	Missouri*	1-2	52, (32)	1-1
11/7/26	at Auburn*	3-5	53, (38), 51, (37), (46)	2-2
11/14/26	South Carolina*	2-3	(31), 44, (30)	4-4
11/21/26	at Texas*	1-2	(30), 44	0-0
11/28/26	at LSU*			

GILBERT'S CAREER HIGHS

Long ..... 55, vs. Tennessee (10/10/26)
FGA ..... 4, Three Times (9/26/26)
FGM ..... 4, Twice (9/26/26)



44 BEN BOGLE

LB | 5th | 6-1 | 226
Ponte Vedra, Fla. | Nease HS / West Virginia

QUICK HITS

- Ranks second on the team with 61 tackles this season
- Tallied five tackles, an interception and two pass breakups during a win over No. 17 South Carolina (11/14/26).
- Led Arkansas with 9 tackles vs. Tennessee (10/10/26), becoming first Hog to lead Arkansas outright in tackles in consecutive games since Jaheim Thomas did so in 2024.
- Had a career-high 16 tackle performance at Texas A&M (10/3/26). His 16 tackles were the most by a Hog since Drew Sanders recorded 16 on Oct. 8, 2022, at No. 22 Mississippi State and tied for the fifth-most by a player nationally this season
- Tallied nine tackles in a loss to No. 2 Georgia (10/3/26)
- Led Arkansas with four tackles, including one tackle for loss in addition to a quarterback hurry and a pass breakup in a season-opening win over North Alabama (9/5/26)
- Spent the 2025 season at West Virginia after beginning his collegiate career at Southern Illinois (2022-2024)
- Earned Associated Press All-America Honorable Mention with Fourth-Team All-America recognition from Phil Steele and Third-Team All-America from FCS Football Central at SIU in 2024 after tallying 87 tackles and a league best 16.5 tackles for loss with 5.5 sacks
- Attended Nease, HS where he led the state of Florida in tackles with 202 and ranked 15th nationally as a senior

BOGLE'S CAREER DEFENSIVE STATS

Year	G/S	UA-A-TT	TFL	SACK	INT	PD	F/R
2022	4/0	0-0-0	0.0	0.0	0	1	0/0
2023	13/1	16-16-32	3.5	2.0	0	1	0/1
2024	12/10	28-59-87	16.5	5.5	2	4	0/1
2025	12/0	19-18-37	5.0	3.0	0	0	1/0
2026	11/3	26-37-63	2.5	1.0	1	2	0/1
TOTAL	**52/14**	89-130-219	**27.5**	**11.5**	**3**	**8**	**1/3**

BOGLE'S GBG DEFENSIVE STATS

Date	Opponent	UA-A-TT	TFL	SACK	INT	PD	F/R
9/5/26	North Alabama	2-1-3	1.0	0.0	0	1	0/0
9/12/26	at Utah	3-0-3	0.0	0.0	0	0	0/0
9/19/26	Georgia*	5-4-9	0.0	0.0	0	0	0/0
9/26/26	Tulsa	1-3-4	1.0	1.0	0	1	0/1
10/3/26	at Texas A&M*	4-12-16	0.5	0.0	0	0	0/0
10/10/26	Tennessee*	4-5-9	0.0	0.0	0	0	0/0
10/17/26	at Vanderbilt*	1-1-2	0.0	0.0	0	0	0/0
10/31/26	Missouri*	1-3-4	0.0	0.0	0	0	0/0
11/7/26	at Auburn*	2-4-6	0.0	0.0	0	0	0/0
11/14/26	South Carolina*	2-3-5	0.0	0.0	1	0	0/0
11/21/26	at Texas*	1-1-2	0.0	0.0	0	0	0/0
11/28/26	at LSU*						

BOGLE'S CAREER HIGHS

Tackles ..... 16, at Texas A&M (10/3/26)
Sacks ..... 3.5, at Austin Peay (9/7/24)
TFL ..... 6.5, at Austin Peay (9/7/24)
INT ..... 1, Twice (11/9/24)
PD ..... 1, Numerous Times



83 JADEN PLATT

TE | Sr. | 6-5 | 255
Haslet, Texas | Eaton HS / Texas A&M

QUICK HITS

- 2026 Wuerffel Trophy Watch List and 2026 Allstate AFCA Good Works Team Nominee
- 2026 John Mackey Award Preseason Watch List
- Scored a touchdown courtesy of a 10-yard pass from KJ Jackson in a win over North Alabama (9/5/26)
- Found the end zone courtesy of a four-yard pass from KJ Jackson against No. 15 Tennessee (10/10/26)
- Caught a pass in 11 of his 12 games played during the 2025 season
- Hauled in four receptions for a career high 66 yards while catching an eight-yard touchdown pass from KJ Jackson in the fourth quarter of a loss to No. 17 Texas (11/22/25)
- Tallied three receptions for a career-high 53 yards in a loss to Ole Miss (9/13/25)
- Transferred to Arkansas prior to the 2025 season after spending his freshman and sophomore seasons at Texas A&M where he saw action in nine games and registered a pair of catches for 52 yards and a touchdown

PLATT'S CAREER RECEIVING STATS

Year	G/S	No.	YDS	YPC	TD	LG
2023	3/0	2	52	26.0	1	39
2024	6/0	0	0	0.0	0	0
2025	12/11	21	296	14.1	2	34
2026	9/2	11	109	9.9	2	13
TOTAL	**30/13**	**34**	**457**	**13.4**	**5**	**39**

PLATT'S GBG RECEIVING STATS

Date	Opponent	No.	YDS	TD	LG
9/5/26	North Alabama	1	10	1	10
9/12/26	at Utah	0	0	0	0
9/19/26	Georgia*	3	23	0	9
9/26/26	Tulsa	3	36	0	13
10/3/26	at Texas A&M*	0	0	0	0
10/10/26	Tennessee*	1	4	1	4
10/17/26	at Vanderbilt*	1	8	0	8
10/31/26	Missouri*	0	0	0	0
11/7/26	at Auburn*	1	12	0	12
11/14/26	South Carolina*	0	0	0	0
11/21/26	at Texas*	1	16	0	16
11/28/26	at LSU*				

PLATT'S CAREER HIGHS

Receptions ..... 4, at Texas (11/22/25)
Receiving Yds ..... 66, at Texas (11/22/25)
Receiving TD ..... 1, Four Times (9/5/26)



97 QUINCY RHODES JR.

DL | Sr. | 6-6 | 273
North Little Rock, Ark. | North Little Rock HS

QUICK HITS

- 2026 Bednarik Award Preseason Watch List
- Senior Bowl Top 300 Watch List
- Second-Team Preseason All-SEC (Coaches, Media, Athlon Sports)
- Third-Team Preseason All-SEC (Phil Steele)
- Bruce Feldman's Freaks List
- 2025 Bednarik Award Semifinalist
- Has recorded a TFL in five of seven games
- Recorded his 10th career sack during a loss to No. 2 Georgia (9/19/26).
- His 58-yard fumble return vs. Tennessee was the longest by a Hog since Kam Curl in 2019 (10/10/26)
- Became the first Hog to register double-digit tackles for loss in a season in 2025 since Landon Jackson (13.5 TFL) in 2023 and was the first Razorback to record three multi-sack games in a season since Tre Williams in 2021.
- 15.5 tackles for loss in 2025 were the most by an Arkansas defender since Trey Flowers (15.5 TFL) in 2015.
- 1.29 tackles for loss per game and 15.5 tackles for loss in 2025 rank second among SEC returnees ahead of 2026 season.
- Finished the regular season ranking 13th nationally and second in the SEC in tackles for loss per game (1.23) and 23rd nationally in sacks per game (0.67)
- Was one of three Power 4 defenders to register 4.5 tackles for loss in a game last season, alongside Stephen Daley of Indiana and Caden Curry of Ohio State.

RHODES' CAREER DEFENSIVE STATS

Year	G/S	UA-A-TT	TFL	SACK	INT	PD	F/R
2023	9/0	1-0-1	0.0	0.0	0	0	0/0
2024	12/1	6-9-15	2.0	1.0	0	1	0/0
2025	12/11	28-16-44	15.5	8.0	0	0	1/0
2026	11/10	12-10-22	7.5	3.0	0	0	0/1
TOTAL	**44/22**	**47-35-82**	**24.5**	**12.0**	**0**	**1**	**1/1**

RHODES' GBG DEFENSIVE STATS

Date	Opponent	UA-A-TT	TFL	SACK	INT	PD	F/R
9/5/26	North Alabama	0-1-1	0.0	0.0	0	0	0/0
9/12/26	at Utah	1-0-1	1.0	0.0	0	0	0/0
9/19/26	Georgia*	1-1-2	1.0	1.0	0	0	0/0
9/26/26	Tulsa	1-0-1	1.0	1.0	0	0	0/0
10/3/26	at Texas A&M*	1-2-3	0.0	0.0	0	0	0/0
10/10/26	Tennessee*	2-0-2	1.0	1.0	0	0	0/1
10/17/26	at Vanderbilt*	2-1-3	1.5	0.0	0	0	0/1
10/31/26	Missouri*	1-3-4	0.0	0.0	0	0	0/1
11/7/26	at Auburn*	2-2-4	0.5	0.0	0	0	0/0
11/14/26	South Carolina*	0-0-0	0.0	0.0	0	0	0/0
11/21/26	at Texas*	1-0-1	1.0	0.0	0	0	0/0
11/28/26	at LSU*						

RHODES' CAREER HIGHS

Tackles ..... 6, Twice (11/1/25)
Sacks ..... 2.0, Three Times (10/25/25)
TFL ..... 4.5, vs. Mississippi State (11/1/25)
INT ..... N/A
PD ..... 1, vs. Texas Tech (12/27/24)

WEEKLY MEDIA SCHEDULE: LSU

23 MON	24 TUES	25 WED	26 THURS	27 FRI	28 SAT	29 SUN
Noon Press Conference: Coach Silverfield	**11:30 a.m.** Press Conference: Coach Cramsey & Coach Roberts **Noon** Press Conference: Student-Athletes **6 p.m. - Catfish Hole** *The Ryan Silverfield Show*	No media availability	No media availability	No media availability	**Gameday** LSU Kickoff - 11:45 a.m. TV - SEC Network **Postgame Presser** Coach Silverfield & Student-Athletes	No media availability

ARKANSAS COMMUNICATIONS



KYLE PARKINSON
Sr. Associate AD/Communications
Cell ..... (479) 387-4753
Email ..... kparkin@uark.edu
Twitter ..... @TheOtherKP



OLIVER GRIGG
Director/Communications
Cell ..... (479) 502-6577
Email ..... ogrigg@uark.edu
Twitter ..... @Oliver_Grigg



HUNTER CORNELIUSEN
Assistant Director/Communications
Cell ..... (479) 380-2194
Email ..... hc068@uark.edu
Twitter ..... @HunterCor

Office: (479) 575-2751
Fax: (479) 575-7481
Fayetteville Press Box: (479) 575-6622
Mailing Address:
Arkansas Communications
P.O. Box 7777
Fayetteville, AR 72701
Overnight/Physical Address:
University of Arkansas
Arkansas Communications
350 N Razorback Road
Fayetteville, AR 72701

GAME CREDENTIAL REQUESTS

All requests for media and/or photo credentials must be made online at SportsSystems.com/Arkansas. Requests should be made at least 10 days in advance. Credentials must be requested and will be granted on a game-by-game basis only. No multi-game or full season credentials will be issued.

Credentials will not be mailed. They may be picked up beginning three hours prior to kickoff at the media will call station at the base of the elevator at both Donald W. Reynolds Razorback Stadium in Fayetteville and War Memorial Stadium in Little Rock. Photo identification is required when picking up credentials

ARKANSAS FTP SITE

An FTP site is available for members of the media. For more information concerning the FTP site, contact Michelle Glover (mlglover@uark.edu).

SEC COACHES TELECONFERENCE

In conjunction with the Southeastern Conference, head coach Ryan Silverfield will participate in the league's teleconference of football coaches, which will be conducted on Sept. 2, Sept. 23; Oct. 7., Oct. 28; Nov. 18.

Accredited media members only may access the broadcast-quality teleconference. Callers may participate in the question-and-answer session with an individual coach or all SEC coaches. For more information and the teleconference number, contact the SEC Communications Office.

10:30 a.m.	Kirby Smart, Georgia
10:40 a.m.	Brent Venables, Oklahoma
10:50 a.m.	Josh Heupel, Tennessee
11:00 a.m.	Eliah Drinkwitz, Missouri
11:10 a.m.	Shane Beamer, South Carolina
11:20 a.m.	Will Stein, Kentucky
11:30 a.m.	Jon Sumrall, Florida
11:40 a.m.	Kalen DeBoer, Alabama
11:50 a.m.	Jeff Lebby, Mississippi State
12:00 p.m.	Alex Golesh, Auburn
12:10 p.m.	Pete Golding, Ole Miss
12:20 p.m.	Clark Lea, Vanderbilt
12:30 p.m.	Steve Sarkisian, Texas
12:40 p.m.	Mike Elko, Texas A&M
12:50 p.m.	Lane Kiffin, LSU
1:00 p.m.	**Ryan Silverfield, Arkansas**

THE RYAN SILVERFIELD SHOW

"The Ryan Silverfield Show," Coach Silverfield's weekly radio show, airs on Wednesday nights starting at 6 p.m. For the 17th straight year, the one-hour radio show will be broadcast live from the Catfish Hole.

The show is carried throughout the state of Arkansas on the Razorback Sports Network and locally in Fayetteville on 105.3 FM, 99.5 FM, 92.1 FM & 1290 AM. The show also streams through the Razorback app and Hogs+.

INSIDE RAZORBACK FOOTBALL

"Inside Razorback Football" is the official television coach's show of Razorback football. The one-hour show airs statewide and throughout the region on numerous television affiliates and streams on Hogs+.

12 shows will air throughout the season on the following stations: KATV (Sunday at 10:30 p.m.), KFSM (Sunday at 10:30 p.m.) and KNXW (Sunday at 9:30 p.m.).

RADIO AFFILIATES

Batesville	KBTA-AM	1340
Batesville	KWOZ-FM	103.3
Camden	KAMD-FM	97.1
Crossett	KAGH-FM	104.9
Crossett	KAGH-AM	800
Dardanelle	KYEL-FM	105.5
DeQueen	KDQN-FM	92.1
DeWitt	KDEW-FM	97.3
El Dorado	KMRX-FM	96.1
Fayetteville	KAKS-FM	99.5
Fayetteville	KQSM-FM	92.1
Forrest City	KBFC-FM	93.5
Forrest City	KWYN-FM	100.1
Fort Smith	KERX-FM	95.3
Hot Springs/Mena	KTTG-FM	96.3
Jonesboro	KEGI-FM	100.5
Joplin, Mo	KHST-FM	101.7
Little Rock	KABZ-FM	103.7
Magnolia	KZHE-FM	100.5
Marshall	KBCN-FM	104.3
Monett, Mo.	KKBL-FM	95.9
Monticello	KGPQ-FM	99.9
Mountain Home	KOMT-FM	93.5
Ozark	KDYN-FM	92.7
Ozark	KYLR-AM	1540
Russellville	KARV-FM	93.1
Russellville	KARV-AM	610
Texarkana	KTFS-FM	105.9
Texarkana	KTFS-AM	940
Tulsa, Okla	KYAL-FM	99.9
Tulsa, Okla	KYAL-AM	1550
Wynne	KWYN-FM	92.5
Wynne	KWYN-FM	95.5