LSU

FOOTBALL GAME NOTES

2026 SCHEDULE

DATE	OPPONENT/TV	TIME (CT)
Sept. 5	(NR/23) Clemson (ABC)	W, 51-10
Sept. 12	LA Tech (SECN+/ESPN+)	W, 45-14
Sept. 19	at (8/9) Ole Miss* (ABC)	L, 24-32
Sept. 26	(23/20) Texas A&M* (ABC)	W, 35-6
Oct. 3	McNeese (SECN)	W, 63-14
Oct. 10	at (25) Kentucky* (ESPN)	L, 34-35 (OT)
Oct. 17	(16/19) Miss. State* (ESPN)	W, 31-0
Oct. 24	at Auburn* (ABC)	W, 38-17
Nov. 7	(9/9) Alabama* (ABC)	L, 13-31
Nov. 14	(8/8) Texas* (ABC)	L, 21-22
Nov. 21	at (9/9) Tennessee* (ABC)	L, 27-13
Nov. 28	**at Arkansas* (SECN)**	**11:45 a.m.**

* - Denotes SEC Games | ^ - neutral site
All dates & times are Central and Subject to Change

COACH LOCATIONS

On The Field

Lane Kiffin, Head Coach
Blake Baker, Defensive Coordinator
Joe Cox, Co-Offensive Coordinator/Tight Ends
James Cregg, Run Game Specialist - OL
Joe Houston, Special Team Coordinator
Sawyer Jordan, Inside Wide Recievers
Chris Kiffin, Co-Defensive Coordinator/LBs
Sterling Lucas, Defensive Line
George McDonald, Passing Game Coordinator/ Wide Receivers
Kevin Peoples, Interior Defensive Line
Corey Raymond, Secondary
Kevin Smith, Assistant Head Coach/Running Backs
Lou Spanos, Defensive Line/Pass Rush Specialist
Eric Wolford, Offensive Line

In The Press Box

Jake Olsen, Safeties
Dane Stevens, Quarterbacks
Charlie Weis Jr., Offensive Coordinator

BY THE NUMBERS

195
Number of plays of 10+ yards for LSU, most in SEC and No. 4 in FBS

5
Consecutive wins by LSU in Fayetteville

16
3Q points scored by SEC opponents against LSU this year

ON THE AIR

LSU (((SPORTS RADIO))) NETWORK
Chris Blair, Play-By-Play
Jacob Hester, Analyst
Gordy Rush, Sideline Reporter

SEC ESPN NETWORK
Taylor Zarzour, Play-by-Play
Matt Stinchcomb, Analyst
Michella Chester, Reporter

LSU Media Central

Media can access the current media guide, updated statistics and game notes all in one location at **www.LSUsports.net/media**.

GAME TWELVE

November 28, 2026

Razorback Stadium · Fayetteville, Ark.
11:45 a.m. CT · SEC Network

LSU

Record	6-5, 3-5 SEC
Ranking	NR - AP | NR - Coaches | NR - CFP
Last Game	Nov. 21, 2026 at Tennessee L, 27-13
Head Coach	Lane Kiffin
Career Record	122-58
Record at LSU	6-5
Kiffin vs. Arkansas	4-2
LSU vs. Arkansas	46-23-2

Arkansas

Record	4-7, 2-6 SEC
Ranking	NR - AP | NR - Coaches | NR - CFP
Last Game	Nov. 21, 2026 at Texas L, 45-3
Head Coach	Ryan Silverfield
Career Record	54-31
Record at Arkansas	4-7

LSU Closes Out Regular-Season At Arkansas in Battle for the Boot

LSU (6-5, 3-5 SEC) closes out the regular-season on Saturday when the Tigers travel to face Arkansas (4-7, 2-6 SEC) in the annual Battle for the Golden Boot. LSU currently has possession of the Boot following last years, 23-22, win over the Razorbacks in Tiger Stadium. Kickoff is scheduled for 11:45 a.m. and will be televised on the SEC Network with Taylor Zarzour (pxp), Matt Stinchcomb (analyst) and Michella Chester (sideline) on the call. LSU enters the contest coming off a 27-13 loss at Tennessee, while Arkansas dropped at 45-3 decision to Texas. LSU has won five straight and nine of its last 10 games against the Razorbacks. In addition, the Tigers have won five-straight in Fayetteville. Arkansas' only win during the 10-game stretch against the Tigers came in 2021 by a 16-13 count in overtime. Arkansas' last win over LSU in Fayetteville came in 2014 by a 17-0 margin. LSU is 46-23-2 all-time against the Razorbacks, which includes a 6-2 record in Fayetteville. LSU will be after its seventh regular-season win on Saturday, which would mark the fifth consecutive season the Tigers have reached the seven-win mark during the regular-season. Prior to this week's game, LSU had faced three consecutive Top 10 opponents in Alabama, Texas and Tennessee. It's the first time in school history LSU faced three straight Top 10 opponents during the month of November. LSU enters the Arkansas game leading the SEC in both total offense (469.8) and total defense (266.5). LSU is also the only FBS team to rank among the Top 10 nationally in both categories (No. 4 in total defense; No. 10 in total offense). QB Sam Leavitt continues to lead the SEC in total offense (304.3), passing (274.5) and he ranks No. 2 in TDs accounted for with 28 (20 passing, 8 rushing). RB Dilin Jones is No. 4 in the league in rushing yards (888) and he leads all SEC running backs in receptions with 44. WR Jackson Harris is No. 2 in the SEC in receiving TDs (9) and No. 4 in receiving yards (871). LB TJ Dottery leads LSU in tackles (86), while Edge Princewill Umanmielen ranks No. 2 in the SEC in sacks (9.5) and tackles for loss (14.0).

LSU Coach Lane Kiffin

Lane Kiffin, who guided Ole Miss to four 10-win seasons and 55 total victories during a six-year stretch from 2020-2025, is in his first season at LSU. Kiffin, now in his 15th season as a collegiate head coach, is 122-56 and with head coaching stops at Tennessee (2009), Southern Cal (2010-2013), Florida Atlantic (2017-19), and Ole Miss (2020-2025). His 55 wins at Ole Miss were the most over a six-year period at the school since 1957-62 when the Rebels won 57 games. His 58 victories since the 2021 season rank behind Georgia (75) and Alabama (65) in the SEC during that span. At Ole Miss, Kiffin directed the Rebels to an 11-1 regular season mark and a berth in the College Football Playoffs in 2025. The 11 wins were the most during the regular season in Ole Miss history and it also marked the first time in program history the Rebels reached double-digit wins in three consecutive seasons. Since arriving at LSU, Kiffin assembled the nation's No. 1 transfer portal class, a group that includes the No. 1 quarterback (Sam Leavitt), No. 1 offensive tackle (Jordan Seaton) and the No. 1 edge rusher (Princewill Umanmielen). Kiffin won national titles as an assistant coach at Southern Cal (twice) and Alabama (once) and he was part of offensive staffs that have produced four Heisman Trophy winners – QB Carson Palmer (USC, 2002), QB Matt Leinert (USC, 2004), RB Reggie Bush (USC, 2005) and RB Derrick Henry (Alabama, 2015).

QUICK NOTES

- LSU is the only FBS team to rank among the Top 10 nationally in both total offense and total defense. The Tigers are No. 10 in total offense (469.8) and No. 4 in total defense (266.5). LSU leads the SEC in both categories.
- LSU leads the SEC in total offense (469.8), pass offense (308.2), first downs/game (26.0), plays (856), and time of possession/game (32:31).
- Last week, **QB Sam Leavitt** became the 7th player in LSU history to top 3,000-yards for passing in a season. **Leavitt** ranks No. 7 in program history with 3,019 yards.
- **TE Trey'Dez Green**, already the school-record holder for career TDs (14) and single-season touchdowns (7 in 2025) by a tight end, topped the 1,000-yard mark last week vs. Tennessee. **Green** has 1,012 career receiving yards, which ranks No. 2 in school history among tight ends. In 41 games, **Green** has caught 87 passes for 1,012 yards and 14 TDs.
- **RB Dilin Jones** ranks No. 3 nationally among running backs with 44 receptions. Only Caleb Hawkins of Oklahoma State (49) and Nate Sheppard of Duke (46) have more catches from the running back position than **Jones**.
- **Jones** also ranks No. 4 in the SEC in rushing yards with 888. He's No. 4 in the league in all-purpose yards with 105.7 a contest. In 11 games, **Jones** has 44 catches for 275 yards to bring his all-purpose total to 1,163.
- **QB Sam Leavitt** had his streak of consecutive games with 30+ completions snapped at three-straight against Texas in week 10 when he completed 27-of-37 passes for 244 yards, two TDs and three interceptions. **Leavitt** joined Joe Burrow (2019) as the only players in LSU history to complete 30+ passes in three straight games.
- **WR Jackson** Harris has four games with at least two TD receptions this year and ranks No. 2 in the SEC in TD catches with 9. In 11 games, **Harris** leads the Tigers with 57 receptions for 871 yards and nine TDs. He's averaging 15.3 yards a catch. **Harris** saw limited action last week vs. Tennessee due to injury and finished with two receptions for seven yards (lowest output since Ole Miss in week three)
- **LSU Edge Princewill Umanmielen** ranks No. 2 in the SEC in sacks (9.5) and No. 2 in tackles for loss (14.0).
- LSU's held five of its eight SEC opponents to less than 100 rushing yards (Texas 99, Texas A&M 91, Alabama 79, Auburn 66, Ole Miss 63). The Tigers rank No. 3 in the SEC and No. 12 nationally in rush defense (96.7).

Arkansas Week

23	24	25	26	27	28	29
MONDAY **Lane Kiffin Press Conference** 12:15 p.m. - Team Room at Football Ops	**TUESDAY** **Player Interviews** 11:30 a.m. - Team Room at Football Ops	**WEDNESDAY** **No Media Availability**	**THURSDAY** **No Media Availability**	**FRIDAY** No Media Availability	**SATURDAY** **Gameday** LSU at Arkansas at **11:45 a.m.** on **SEC Network**	**SUNDAY** **No Media Availability**

LSU Media Services

Lane Kiffin Interviews

Monday Press Conference:

LSU head coach Lane Kiffin meets with the media each **Monday of game week in the Team Room at Football Ops**. A link to download the press conference will be emailed to members of the media each Monday afternoon during the season. Email Michael Bonnette at mbonnet@lsu.edu to be placed on the distribution list.

Listen To Lane Kiffin's Weekly Press Conference

Members of the media can access the audio portion of Coach Kiffin's Weekly Press Conference each Monday starting at 12:15 p.m. CT at www.LSUsports.net/live or over the radio in the Baton Rouge area on 104.5 FM.

SEC Teleconference

The 16 SEC coaches are featured on a tri-weekly teleconference on Wednesdays at 10 a.m. CT during the regular season. Coach Kiffin speaks for 10 minutes starting at 12:50 p.m. Contact the LSU Sports Information Department to obtain the phone number to access the call.

LSU Player Interviews

LSU players are available to the media during a typical game week on Tuesday at noon in the Team Room at Football Ops. Members of the media are not permitted to contact players on their cell phones under any circumstance.

LSU Video Newsfeed

LSU will be distributing video interviews via BOX during the 2026 season. A link to download the newsfeed will be emailed to members of the media each Monday afternoon during the season. Email Michael Bonnette at mbonnet@lsu.edu to be placed on the distribution list.

LSU Football on Social Media

facebook.com/LSUfootball
x.com/LSUfootball
instagram.com/LSUfootball
x.com/Lane_Kiffin
x.com/LSUMediaAlerts
LSUsports.net/connect

Communications Office

Michael Bonnette · Assoc. AD/Communications
Coach Kiffin and Player Interview Requests | E-mail: mbonnet@lsu.edu
Kent Lowe · Sr. Assoc. Communications Director
Credentials | E-mail: clowe@lsu.edu
Brandon Berrio · Executive Director of Social Media and Branding
E-mail: bberri1@lsu.edu
Laura Starkey · Graduate Assistant
E-mail: lstark7@lsu.edu
Kirby Koch · Assistant Communications Director
E-mail: kirby.koch@lsu.edu

The Brand

Zach Greenwell · Deputy AD/Chief Strategy Officer
Branding | E-mail: zgreenwell@lsu.edu
Jason Feirman · Executive Director of Creative Design and Photography
Logos | E-mail: jfeirman@lsu.edu
Lindsey Thompson · Director of Football Design
Graphics | E-mail: lthompson1@lsu.edu
Gus Stark · Director of Photography
Photos | E-mail: astar18@lsu.edu

Director of Media Operations
Todd Politz - todd@lsusp.com
Assistant AD/Broadcast Operations
Lee Scioneaux - scioneaux@lsu.edu
Director of Radio Broadcasting
Chris Blair - chris@lsusp.com

LSUsports.net/media

The Official Website of LSU Athletics is home to all the football information you need. Schedules, results, rosters, bios, statistics and game notes can be found and are always up to date. The Media section has SID emails, credential requests and branding information.

CollegePressBox.com

Collegepressbox is the official media website for Division I football. Access and download game notes, quotes, statistics, media guides, headshots, logos and more for all FBS schools, conferences, postseason games, awards and the College Football Playoff. For access, please register for an account at collegepressbox.com/register.



Lane Kiffin

Head Coach

@Lane_Kiffin

Overall Record: 122-58
LSU Record: 6-5

THE KIFFIN FILE

Year at LSU: First
Birthdate: May 9, 1975
Children: Landry, Presley, Knox
High School: Bloomington Jefferson HS
College: Fresno State (1998)

OVERALL HEAD COACHING RECORD

SCHOOL	YEARS	OVERALL RECORD
Tennessee	2009	7-6 (.538)
USC	2010-13	28-15 (.651)
FAU	2017-19	26-13 (.667)
Ole Miss	2020-25	55-19 (.743)
LSU	2026-present	6-5 (.545)
Overall	**2009-present**	**122-58**

PLAYING EXPERIENCE

1994-96 Fresno State (quarterback)

COACHING EXPERIENCE

1997-98	Fresno State (Student Assistant)
1999	Colorado State (Graduate Assistant)
2000	Jacksonville Jaguars (Defensive Assistant)
2001	USC (Tight Ends)
2002-06	USC (OC/Wide Reciever)
2007-08	Oakland Raiders (Head Coach)
2009	Tennessee (Head Coach)
2010-13	USC (Head Coach)
2014-16	Alabama (OC/Quarterbacks)
2017-19	FAU (Head Coach)
2020-25	Ole Miss (Head Coach)
2026-present	LSU (Head Coach)

YEAR-BY-YEAR HEAD COACHING RECORD

YEAR	SCHOOL	OVERALL RECORD
2009	Tennessee	7-6
2010	USC	8-5
2011	USC	10-2
2012	USC	7-6
2013	USC	3-2
2017	FAU	11-3
2018	FAU	11-3
2019	FAU	5-7
2020	Ole Miss	5-5
2021	Ole Miss	10-3
2022	Ole Miss	8-5
2023	Ole Miss	11-2
2024	Ole Miss	10-3
2025	Ole Miss	11-1
2026-present	LSU	6-5
TOTAL		**122-58**

BOWL EXPERIENCE

SEASON	BOWL	TEAM	OPPONENT	RESULTS
1999	Liberty	CSU	Southern Miss	L, 17-23
2001	Las Vegas	USC	Utah	L, 6-10
2002	Orange	USC	Iowa	W, 38-17
2003	Rose	USC	Michigan	W, 28-14
2004	Orange/BCS	USC	Oklahoma	W, 55-19
2005	Rose/BCS	USC	Texas	L, 38-41
2009	Chick-Fil-A*	TENN	Virginia Tech	L, 14-37
2012	Sun*	USC	Georgia Tech	L, 7-21
2013	Las Vegas*	USC	Fresno State	W, 45-20
2014	Sugar	ALA	Ohio State	L, 35-42
2015	Cotton	ALA	Michigan State	W, 38-0
2015	CFP NC	ALA	Clemson	W, 45-40
2016	Peach	ALA	Washington	W, 24-7
2017	Boca Raton*	FAU	Akron	W, 50-3
2019	Boca Raton*	FAU	SMU	W, 52-28
2020	Outback*	OM	Indiana	W, 26-20
2021	Sugar*	OM	Bayor	L, 7-21
2022	Texas*	OM	Texas Tech	L, 42-25
2023	Peach*	OM	Penn State	W, 28-25
2024	Gator*	OM	Duke	W, 52-20

* - Denotes Game As Head Coach

Lane Kiffin, an elite offensive mind who built Ole Miss into a national powerhouse winning 55 games during his six years in Oxford, became LSU's 37th football coach on Nov. 30, 2025.

Kiffin joined LSU - a program with four national titles to its credit, including three since 2003 – after guiding Ole Miss to double-digit wins four times in six years, including an 11-1 regular season mark in 2025. Prior to his arrival in 2020, Ole Miss had only two 10-win seasons since 1972.

Kiffin made an immediate impact at LSU, signing the nation's No. 1-rated transfer portal class along with a Top 10 high school signing class. In addition, his arrival at LSU resulted in over 40,000 new requests for season tickets along with unprecedented corporate sponsorship dollars.

Kiffin joins the Tigers with a college head coaching career that spans 14 seasons and includes a 116-53 overall record. He's had seven 10-win seasons and led teams to nine bowl appearances. His teams have been ranked in the final AP Top 25 poll five times.

Previous head coaching stops for Kiffin include Tennessee (2009), Southern Cal (2010-13), and Florida Atlantic (2017-19). He also served as the head coach of the NFL's Oakland Raiders from 2007-08.

In six seasons in Oxford, Kiffin led the Rebels to unprecedented heights posting a 55-19 mark, leading teams to six consecutive bowl games (including three wins and two New Year's Six appearances), four 10-win seasons (including the first ever 11-win season in 2023, the first two 10-win regular seasons in program history in 2021 and 2023, and the first 11-win regular-season in program history in 2025), and several of the most statistically significant campaigns in Ole Miss football history.

The 55 wins are the most in a six-year period in Ole Miss history since the Rebels won 57 games from 1957-62, while his 50 victories since 2021 rank behind only Georgia and Alabama as the most in the SEC during that span.

Kiffin's Rebel teams have broken into the national top-10 in at least one poll in each of the last five seasons since 2021, the first such streak at Ole Miss since Rebel legend John Vaught's teams from 1960-64. Ole Miss has played 38 consecutive games as a Top 25 team and they have been ranked in 62 of its 74 games in six years under Kiffin. Ole Miss is currently ranked No. 7 in the College Football Playoff Rankings.

A year ago, Kiffin directed Ole Miss to an 11-1 regular season mark, the first time in school history the Rebels reached double-digit wins three consecutive seasons. The Rebels also won 11 regular-season games for the first time in program history with Top 25 victories over No. 4 LSU and No. 13 Oklahoma, running his wins over ranked opponents since his arrival to 10. In 2025, Kiffin became the first Ole Miss coach since Billy Brewer, who did it over 11 years, to beat LSU three times.

Ole Miss led the SEC in total offense (489.7) and featured the top running back in the league in Kewan Lacy, who rushed for 1,567 yards and ranked No. 2 in the nation with 24 rushing touchdowns. With a first-time starter at quarterback, the Rebels averaged over 37 points per game in their 12 games under Kiffin in 2025.

Considered an offensive mastermind, Kiffin's Ole Miss squad is the only team in the SEC to rank among the Top 5 in the league in both scoring offense and total yards since 2020. The Rebels led the SEC in total offense four times in six years under Kiffin and they averaged 33 points or more each year, including league-best 38.6 points per game in 2024.

Kiffin's accomplishments at Ole Miss have been due in part to his recruiting prowess, the ability to identify talent and roster management. He signed four straight top-six transfer classes, including the No.1 class in 2024, while adding five consecutive Top 25 high school signing classes. Kiffin has sent 23 Ole Miss players to the NFL Draft, including eight in the 2025, the most for the school since the draft was reduced to seven rounds in 1994.

Kiffin led the Rebels to a 10-3 mark in 2024, setting school records for total yards (6,845), yards per play (7.3), passing yards (4,561), passing yards per game (350.8), sacks (52) and tackles for loss (120). The marquee win for the Rebels was a 28-10 win over No. 2 Georgia in Oxford.

The 2024 campaign was highlighted by first-round NFL Draft pick quarterback Jaxson Dart, who led the nation in total offense while dismantling several all-time Rebel records, and the stifling Ole Miss defense, which led the nation in both sacks and tackles for loss. Defensive tackle Walter Nolen earned consensus All-America honors and was selected in the first round of the 2025 NFL Draft.

Kiffin led the 2023 Rebels to the best season in Ole Miss history in terms of wins at the time, notching an 11-2 overall record capped by a 38-25 Peach Bowl victory over Penn State.

Kiffin guided the Rebels to a 10-3 record in 2021, the first 10-win regular season in school history. The Rebels finished the year ranked No. 11 in both the AP and AFCA Coaches Poll, their highest final ranking since 2016.

The offensive explosion by the Rebels came as no surprise, as Kiffin has shown a propensity in helping turn programs around. In his first seasons at FAU, USC and Tennessee, Kiffin's team improved in win differential (+3.33), scoring (+10.2), passing (+34.5 ypg) and rushing (+51.3 ypg).

In December 2016, Kiffin took over an FAU program that had won a total of nine combined games over the previous three seasons. Kiffin proceeded to take the Owls to new heights over his three years,



including two Conference USA titles and two 10-win seasons.

Kiffin joined the FAU Owls after three seasons (2014-16) at Alabama, where he served as the Tide's offensive coordinator and quarterbacks coach under head coach Nick Saban. He was a finalist for the Frank Broyles Award in 2014, which goes to the country's best assistant coach.

In 2016, he coached Jalen Hurts to SEC Offensive Player of the Year honors after leading the Crimson Tide to a 13-1 mark, the league title and appearance in the national championship game as a true freshman.

In 2015, Kiffin oversaw the development of quarterback Jake Coker, who finished his career 14-0 as a starter at Alabama, along with running back Derrick Henry, who rushed for 2,219 yards and 23 touchdowns on his way to claiming the Heisman Trophy.

Kiffin joined the Crimson Tide in 2014 and quickly developed first-time starter Blake Sims into a second-team All-SEC selection when he threw for a then-school record 3,487 yards.

Prior to joining Saban's staff at Alabama, Kiffin spent the three-plus previous seasons as the head coach at Southern Cal, posting a 28-15 mark. In 2012, wide receiver Marquise Lee was a unanimous first-team All-American and won the Biletnikoff Award while also being named the Pac-12 Offensive Player of the Year. Quarterback Matt Barkley, who won the Wuerffel Trophy, set conference records for passing yards and passing touchdowns.

Kiffin led the Trojans to a 10-2 record in 2011 and No. 6 final ranking in the AP Poll. The team won the Pac-12 South with a 7-2 mark and featured a 3,500-yard passer, a pair of 1,000-yard receivers and a 1,000-yard rusher. Three Trojans earned First-Team All-America honors (Matt Kalil, Robert Woods and T.J. McDonald).

In his first year as the head coach at USC, Kiffin led the Trojans to an 8-5 record.

Prior to his tenure at Southern Cal, Kiffin served as the head coach at Tennessee in 2009. He led the Volunteers to a second-place finish in the SEC East and an appearance in the Chick-fil-A Bowl. Under Kiffin, Tennessee's offense went from 17.3 to 29.3 points per game, while going from 268.8 to 383.5 total yards a contest.

Kiffin joined Tennessee after serving as head coach of the NFL's Oakland Raiders from 2007-08. At 31, he was the youngest head coach in the NFL's modern era.

Prior to his first head coaching job, Kiffin spent six years (2001-06) as an assistant coach for Pete Carroll at Southern California, including two years as the offensive coordinator (2005-06). He helped the Trojans capture two national championships and post a 65-12 record. As passing game coordinator in 2004, quarterback Matt Leinart won the Heisman Trophy when he passed for 3,322 yards and 33 touchdowns.

He took over as USC's offensive coordinator in 2005 and in two years at that position, the Trojans averaged 49.1 points and 579.8 yards per game.

Throughout Kiffin's college coaching career, his offensive prowess saw exceptional results from an individual and team standpoint. Kiffin has mentored four Heisman Trophy winners (3 at USC, 1 at Alabama) including QBs Carson Palmer and Matt Leinart and RBs Reggie Bush and Derrick Henry. Kiffin's team success yielded three national championships (2 at USC under Pete Carroll, 1 at Alabama under Nick Saban).

Kiffin graduated from Fresno State in 1998 with a degree in recreational and leisure services after playing quarterback for three seasons (1994-96) for the Bulldogs. He began his coaching career as a student assistant at Fresno State under Pat Hill in 1997 and 1998. He moved on to Colorado State in 1999 as a graduate assistant. He spent the 2000 season as defensive quality control assistant with the Jacksonville Jaguars under Tom Coughlin.

Kiffin attended Bloomington Jefferson High in Bloomington, Minnesota, where he played football, basketball and baseball. He has two daughters, Landry and Presley, and one son, Knox.

KIFFIN'S SUPERLATIVES AT LSU

MOST POINTS SCORED
1) 63 vs. McNeese (10/3/26)
2) 51 vs. Clemson (9/5/26)
3) 45 vs. Louisiana Tech (9/12/26)
4) 38 vs. Auburn (10/24/26)
5) 35 vs. Texas A&M (9/26/26)

FEWEST POINTS ALLOWED
1) 0 vs. Mississippi State (10/17/26)
2) 6 vs. Texas A&M (9/26/26)
3) 10 vs. Clemson (9/5/26)
4) 14 vs. McNeese (10/3/26)
   14 vs. Louisiana Tech (9/12/26)

MOST FIRST DOWNS
1) 39 vs. McNeese (10/3/26) – **program record**
2) 37 vs. Clemson (9/5/26)
3) 29 vs. Auburn (10/24/26)
4) 28 vs. Mississippi State (10/17/26)
5) 27 vs. Alabama (11/7/26)

FEWEST FIRST DOWNS ALLOWED
1) 2 vs. Louisiana Tech (9/12/26)
2) 4 vs. Clemson (9/5/26)
3) 6 vs. McNeese (10/3/26)
4) 8 vs. Texas A&M (9/26/26)
5) 13 vs. Alabama (11/7/26)

MOST RUSHING ATTEMPTS
1) 58 vs. Clemson (9/5/26)
2) 53 vs. McNeese (10/3/26)
3) 43 vs. Louisiana Tech (9/12/26)
   43 vs. Texas A&M (9/26/26)
5) 38 vs. Ole Miss (9/19/26)

OPPONENT'S FEWEST RUSHING ATTEMPTS
1) 25 vs. Ole Miss (9/19/26)
2) 26 vs. Clemson (9/5/26)
3) 29 vs. Alabama (11/7/26)
4) 30 vs. McNeese (10/3/26)
5) 31 vs. Louisiana Tech (9/12/26)

MOST RUSHING YARDS
1) 366 vs. McNeese (10/3/26)
2) 309 vs. Clemson (9/5/26)
3) 194 vs. Texas A&M (9/26/26)
4) 172 vs. Ole Miss (9/19/26)
5) 164 vs. Auburn (10/24/26)

FEWEST RUSHING YARDS ALLOWED
1) -4 vs. Louisiana Tech (9/12/26)
2) 40 vs. Clemson (9/5/26)
3) 63 vs. Ole Miss (9/19/26)
4) 66 vs. Auburn (10/24/26)
5) 79 vs. Alabama (11/7/26)

MOST PASSES ATTEMPTED
1) 48 vs. McNeese (10/3/26)
2) 47 vs. Alabama (11/7/26)
3) 46 vs. Auburn (10/24/26)
4) 41 vs. Louisiana Tech (9/12/26)
5) 39 vs. Tennessee (11/21/26)

MOST PASSES COMPLETED
1) 35 vs. Alabama (11/7/26)
2) 32 vs. Auburn (10/24/26)
3) 31 vs. Mississippi State (10/17/26)
   31 vs. McNeese (10/3/26)
5) 27 vs. Tennessee (11/21/26)
   27 vs. Texas (11/14/26)
   27 vs. Louisiana Tech (9/12/26)

OPPONENT'S FEWEST PASS ATTEMPTS
1) 17 vs. McNeese (10/3/26)
2) 22 vs. Clemson (9/5/26)
3) 24 vs. Alabama (11/7/26)
   24 vs. Louisiana Tech (9/12/26)
5) 26 vs. Mississippi State (10/17/26)

OPPONENT'S FEWEST PASSES COMPLETED
1) 8 vs. McNeese (10/3/26)
2) 10 vs. Texas A&M (9/26/26)
3) 14 vs. Louisiana Tech (9/12/26)
   14 vs. Clemson (9/5/26)
   14 vs. Tennessee (11/21/26)

MOST PASSING YARDS
1) 388 vs. Auburn (10/24/26)
2) 381 vs. Louisiana Tech (9/12/26)
3) 380 vs. Alabama (11/7/26)
4) 365 vs. McNeese (10/3/26)
5) 335 vs. Clemson (9/5/26)

OPPONENT'S FEWEST PASSING YARDS
1) 94 vs. McNeese (10/3/26)
2) 105 vs. Tennessee (11/21/26)
   105 vs. Clemson (9/5/26)
4) 106 vs. Texas A&M (9/26/26)
5) 121 vs. Mississippi State (10/17/26)

MOST YARDS OF TOTAL OFFENSE
1) 731 vs. McNeese (10/3/26) – **2nd in LSU history**
2) 644 vs. Clemson (9/5/26)
3) 552 vs. Auburn (10/24/26)
4) 528 vs. Louisiana Tech (9/12/26)
5) 506 vs. Texas A&M (9/26/26)

OPPONENT'S FEWEST YARDS OF TOTAL OFFENSE
1) 139 vs. Louisiana Tech (9/12/26)
2) 143 vs. Clemson (9/5/26)
3) 196 vs. McNeese (10/3/26)
4) 197 vs. Texas A&M (9/26/26)
5) 270 vs. Auburn (10/24/26)

HIGHEST PUNTING AVERAGE (MIN. 3)
1) 44.5 vs. Ole Miss (9/19/26)
2) 43.3 vs. McNeese (10/3/26)
   43.3 vs. Louisiana Tech (9/12/26)
4) 43.0 vs. Kentucky (10/10/26)
5) 42.8 vs. Tennessee (11/21/26)

HIGHEST TIME OF POSSESSION
1) 37:14 vs. McNeese (10/3/26)
2) 36:09 vs. Clemson (9/5/26)
3) 34:12 vs. Louisiana Tech (9/12/26)
4) 33:34 vs. Auburn (10/24/26)
5) 32:45 vs. Alabama (11/7/26)

LONGEST SCORING DRIVE (BY YARDS)
1) 95 vs. Auburn (10/24/26)
2) 90 vs. Alabama (11/7/26)
3) 89 vs. Clemson (9/5/26)
4) 85 vs. Mississippi State (10/17/26)
5) 83 vs. Texas A&M (9/26/26)

LONGEST SCORING DRIVE (BY TIME)
1) 8:10 vs. Mississippi State (10/17/26)
2) 7:52 vs. Ole Miss (9/19/26)
3) 6:54 vs. Kentucky (10/10/26)
4) 5:52 vs. Alabama (11/7/26)
5) 5:36 vs. Alabama (11/7/26)

LONGEST SCORING DRIVE (BY PLAYS)
1) 17 vs. Ole Miss (9/19/26)
2) 16 vs. Mississippi State (10/17/26)
3) 14 vs. Alabama (11/7/26)
   14 vs. Auburn (10/24/26)
   14 vs. Kentucky (10/10/26)

KIFFIN'S HEAD COACHING RECORD VS. ALL OPPONENTS

TEAM	RECORD
Air Force	1-0
Akron	1-0
Alabama	0-6
Alabama-Birmingham*	1-0
Arizona*	2-1
Arizona State*	2-2
Arkansas	**4-2**
Auburn	3-3
Austin Peay	1-0
Ball State	1-0
Baylor	0-1
Bethune-Cookman	2-0
Boston College	1-0
Buffalo	0-1
California*	3-0
Central Arkansas	1-0
Central Florida*	0-2
Charlotte*	2-1
Clemson	1-0
Colorado*	2-0
Duke	1-0
Florida	1-3

TEAM	RECORD
Florida International	3-0
Furman	1-0
Georgia	2-2
Georgia Southern	1-0
Georgia State	1-0
Georgia Tech	2-1
Hawaii	3-0
Indiana	1-0
Kentucky	4-2
Liberty*	1-0
Louisiana Tech	2-1
Louisiana-Monroe	1-0
Louisville	1-0
LSU	3-3
Marshall*	1-2
McNeese	1-0
Memphis	1-0
Mercer	1-0
Middle Tennessee	3-1
Minnesota	2-0
Mississippi State	6-1
Missouri	0-0

TEAM	RECORD
Navy	0-1
North Texas*	2-1
Notre Dame	1-2
Ohio	1-0
Ohio State	0-1
Oklahoma*	2-1
Old Dominion*	3-0
Ole Miss	0-2
Oregon*	1-2
Oregon State	0-1
Penn State	1-0
South Carolina	4-0
Southern Miss*	1-0
Stanford*	0-3
Syracuse	2-0
Tennessee	1-1
Texas*	0-1
Texas A&M	4-0
Texas Tech	0-1
Texas-San Antonio*	1-0
The Citadel	1-0
Troy	1-0

TEAM	RECORD
Tulane	3-0
Tulsa	1-0
UCLA*	2-2
Utah*	2-0
Utah State*	1-0
Vanderbilt	5-0
Virginia	1-0
Virginia Tech	0-1
Wagner	1-0
Wake Forest	1-0
Washington*	2-1
Washington State	2-1
Western Kentucky	4-0
Wisconsin	0-1

* = school that has moved conferences since 2021


"DEATH VALLEY IS THE POUND-FOR-POUND KING OF NOISE IN COLLEGE FOOTBALL."
- Bruce Feldman, FoxSports.com

TIGER STADIUM



BY THE NUMBERS

468-160-18
All-time Tiger Stadium record (.725)

367-114-13
All-time night record in Tiger Stadium (.744)

158-28
Home record since 2000

121-17
Saturday night home record since 2000

75-2
Record in non-conference home games since 2000

61
Years ranked in the top 10 in national attendance

102
Seasons of LSU Football in Tiger Stadium dating back to 1924

16
Undefeated home seasons

165
Times the home crowd has exceeded 90,000 for a game

1,500
Old dorm rooms below the east and west stands

15
Trips by the ESPN "College GameDay" crew

102,321
Stadium capacity and largest attendance set 23 times since 2014

22
School-record home winning streak of 22 games from Oct. 24, 2009 to Oct. 13, 2012

THE FACTS

Year Built: 1924
Capacity: 102,321
Largest Crowd: 102,321 (22 times since 2014)
First Game: vs. Tulane, 11/27/1924
First Night Game: vs. Spring Hill, 10/3/1931

NATIONAL STADIUM CAPACITIES

1. Michigan	Michigan	107,601
2. Penn State	Beaver	106,572
3. Ohio State	Ohio	102,780
4. Texas A&M	Kyle Field	102,733
5. LSU	**Tiger**	**102,321**
6. Tennessee	Neyland	101,915
7. Alabama	Bryant-Denny	101,821
8. Texas	Darrell K. Royal	100,119
9. Georgia	Sanford	93,033
10. UCLA	Rose Bowl	91,136

Top 25 Tiger Stadium Crowds

NO.	ATT.	OPPONENT	DATE	RESULT
1.	102,321	Texas	Nov. 14, 2026	L, 21-22
	102,321	Alabama	Nov. 7, 2026	L, 13-31
	102,321	Mississippi State	Oct. 17, 2026	W, 31-0
	102,321	McNeese	Oct. 3, 2026	W, 63-14
	102,321	Texas A&M	Sept. 26, 2026	W, 35-6
	102,321	Louisiana Tech	Sept. 12, 2026	W, 45-14
	102,321	Clemson	Sept. 5, 2026	W, 51-10
	102,321	Florida	Nov. 11, 2023	W, 52-35
	102,321	Auburn	Oct. 14, 2023	W, 48-18
	102,321	Alabama	Nov. 5, 2022	W, 32-31 (OT)
	102,321	Tennessee	Oct. 8, 2022	L, 13-40
	102,321	Southern	Sept. 10, 2022	W, 65-17
	102,321	Florida	Oct. 12, 2019	W, 42-28
	102,321	Alabama	Nov. 3, 2018	L, 0-29
	102,321	Georgia	Oct. 13, 2018	W, 36-16
	102,321	Louisiana Tech	Sept. 22, 2018	W, 38-21
	102,321	Alabama	Nov. 5, 2016	L, 0-10
	102,321	Florida	Oct. 17, 2015	W, 35-28
	102,321	Eastern Michigan	Oct. 3, 2015	W, 44-22
	102,321	Auburn	Sept. 19, 2015	W, 45-21
	102,321	Alabama	Nov. 8, 2014	L, 13-20 (OT)
	102,321	Ole Miss	Oct. 25, 2014	W, 10-7
	102,321	Mississippi State	Sept. 20, 2014	L, 29-34
24.	102,283	Alabama	Nov. 9, 2024	L, 13-42
25.	102,219	Southeastern La.	Sept. 20, 2025	W, 56-10

There's Proof in the Polling

2024
Tiger Stadium is voted No.1 by ESPN in its poll of the Top 25 College Football Stadiums in America.

2021
LSU's Tiger Stadium is voted No. 1 in the Fox College Football Poll of the best Power 5 Stadiums in America.

2013
Athlon Sports ranks Tiger Stadium as the top venue in college football, proclaiming there is nothing better in the sport than a night game in "Death Valley"

2012
CNN reveals its top tailgating destinations in football and LSU's gameday experience is No. 1.

2011
A CBSSports.com poll votes Tiger Stadium No. 1 for tradition, architecture, fans and atmosphere.

2010
The Sporting News and Associated Press proclaim Tiger tailgating and Saturday Night in Death Valley as the top gameday traditions in all of college football.

2007
ESPN.com proclaims Tiger Stadium "The Scariest Place To Play in America" for an opposing team in a list of stadium rankings.

2007
The Bleacher Report ranks Tiger Stadium as the third toughest venue in the world to play in. Death Valley was only one of three American venues to make the list, surpassing the likes of Lambeau Field and Yankee Stadium.

1998
Sport Magazine names Tiger Stadium "the most feared road playing site in America."

1996
ESPN proclaims LSU's pregame party to be the best in college football.

1995
Gannett News Service, in a poll of college football head coaches, names Tiger Stadium as the most dreaded road playing site in America.

1989
The Sporting News ranks Tiger Stadium No. 1 among "The 10 best places to attend a college football game."

1987
A College Football Association poll of the nation's head coaches determines that Tiger Stadium is the most difficult place for a visiting team to play.

LSU Win-Loss Records in Tiger Stadium

1924	0-1-0	1945	4-2-0	1966	3-2-1	1987	5-1-1	2008	5-3-0
1925	4-2-0	1946	6-1-0	1967	5-2-0	1988	5-1-0	2009	6-1-0
1926	3-1-0	1947	4-1-0	1968	5-1-0	1989	2-4-0	**2010**	**7-0-0**
1927	2-1-0	1948	3-4-0	**1969**	**6-0-0**	1990	5-1-0	**2011**	**6-0-0**
1928	**4-0-0**	1949	7-1-0	1970	6-1-0	1991	2-4-0	2012	7-1-0
1929	5-1-0	1950	3-2-1	1971	5-2-0	1992	2-5-0	**2013**	**7-0-0**
1930	**5-0-0**	1951	4-2-1	**1972**	**7-0-0**	1993	3-3-0	2014	5-2-0
1931	3-1-0	1952	0-5-0	1973	6-1-0	1994	2-4-0	2015	6-1-0
1932	3-1-1	1953	3-2-1	1974	5-1-0	1995	5-1-0	2016	5-2-0
1933	5-0-2	1954	3-3-0	1975	3-3-0	1996	6-1-0	2017	5-1-0
1934	3-1-1	1955	2-2-1	1976	6-0-1	1997	4-3-0	2018	6-1-0
1935	4-1-0	1956	1-4-0	1977	5-2-0	1998	3-3-0	**2019**	**7-0-0**
1936	**6-0-0**	1957	4-2-0	1978	5-1-0	1999	3-4-0	2020	2-2-0
1937	**7-0-0**	**1958**	**5-0-0**	1979	4-3-0	2000	6-1-0	2021	5-2-0
1938	5-2-0	**1959**	**6-0-0**	1980	5-1-0	2001	5-2-0	2022	6-1-0
1939	2-4-0	1960	4-2-0	1981	3-4-0	2002	6-1-0	**2023**	**7-0-0**
1940	5-2-0	**1961**	**6-0-0**	1982	5-1-1	2003	6-1-0	2024	6-1-0
1941	3-3-2	1962	4-1-1	1983	2-5-0	**2004**	**7-0-0**	2025	6-1-0
1942	**6-0-0**	1963	5-1-0	1984	5-1-0	2005	5-1-0	2026	5-2-0
1943	4-1-0	1964	4-1-1	1985	4-1-1	**2006**	**8-0-0**	**Total**	**468-160-18 (.725)**
1944	1-4-1	1965	6-1-0	1986	5-2-0	2007	6-1-0		

Tiger Stadium Attendance (1957-2025)

YEAR	G	ATT.	AVG.	NCAA RANK	YEAR	G	ATT.	AVG.	NCAA RANK	YEAR	G	ATT.	AVG.	NCAA RANK
1957	6	297,953	49,659	8	1982	7	537,012	76,716	6	2007	7	648,334	92,619	6
1958	5	296,576	59,315	3	1983	7	535,432	76,490	6	2008	8	739,065	92,283	7
1959	7	408,727	58,390	3	1984	6	467,746	77,958	6	2009	7	647,420	92,489	7
1960	6	318,899	53,150	7	1985	6	454,182	75,697	9	2010	7	649,023	92,718	8
1961	6	381,409	63,568	3	1986	7	546,129	78,018	7	2011	6	557,210	92,868	7
1962	6	397,701	66,284	3	1987	7	541,307	77,330	7	2012	8	741,005	92,626	7
1963	6	396,846	66,141	2	1988	6	464,006	77,334	7	2013	7	639,927	91,418	8
1964	6	380,687	63,448	4	1989	6	425,334	70,889	12	2014	7	712,063	101,723	4
1965	7	457,733	65,390	4	1990	6	429,480	71,580	13	2015	7	654,084	93,441	*4
1966	6	386,098	64,350	4	1991	6	412,476	68,746	16	2016	7	708,618	101,231	5
1967	7	454,101	64,872	4	1992	7	470,546	67,221	13	2017	6	591,034	98,506	6
1968	6	396,774	66,129	5	1993	6	361,632	60,272	20	2018	7	705,733	100,819	5
1969	6	388,461	64,744	7	1994	6	390,741	65,124	14	2019	7	705,892	100,842	6
1970	7	436,823	62,403	9	1995	6	446,148	74,358	11	2020#	4	87,233	21,808	N/A
1971	7	463,491	66,213	5	1996	7	556,631	79,519	8	2021	7	663,653	94,808	6
1972	7	470,078	67,154	7	1997	7	561,629	80,233	9	2022	7	704,172	100,596	4
1973	7	474,108	67,730	5	1998	6	481,739	80,290	10	2023	7	705,191	100,742	6
1974	6	395,587	65,931	6	1999	7	551,780	78,826	11	2024	7	708,645	101,235	7
1975	6	386,171	64,362	9	2000	7	614,704	87,815	5	2025	7	711,024	101,575	7
1976	7	452,921	64,703	7	2001	7	633,440	90,491	5	2026	7	716,247	102,321	4
1977	7	455,433	65,062	9	2002	7	632,147	90,307	5	**Total:**	**462**	**35,203,899**	**77,749**	
1978	6	446,392	74,399	6	2003	7	636,817	90,974	6					
1979	7	507,984	72,569	7	2004	7	638,462	91,209	6					
1980	6	444,703	74,617	7	2005	6	549,480	91,580	6					
1981	7	513,850	73,407	8	2006	8	737,696	92,212	6					

* For NCAA ranking purposes, LSU's 2015 six-game home average was 102,004 (612,024 total attendance). The NCAA ranking excludes the game vs. South Carolina that was moved to Tiger Stadium when the contest could not be played in Columbia due to severe flooding. # Tiger Stadium capacity in 2020 limited to 25 percent due to COVID-19 pandemic; the NCAA did not produce an attendance ranking in 2020.



NIKE BLUE RIBBON ELITE

In December of 2025, LSU acted as the launchpad for Nike's Blue Ribbon Elite NIL program, a first-of-its-kind partnership, giving student-athletes a platform to influence product, innovation, storytelling and culture. This partnership gives Tiger athletes the opportunity the help advance and elevate two of the most iconic brands in sport.

11 LSU players were featured on Nike's inaugural Blue Ribbon Elite Football roster. The Tigers' class is the largest of any school in the campaign, which included the first offensive lineman to sign with Nike at any level in Jordan Seaton. The Tigers also boasted five former players on Nike's professional roster.

LSU FOOTBALL CLASS

RB Caden Durham
CB DJ Pickett
RB Harlem Berry
QB Husan Longstreet
WR Jayce Brown
OL Jordan Seaton
DL Lamar Brown
DL Princewill Umanmielen
TE Trey'Dez Green
S Ty Benefield
LB Whit Weeks



LSUSPORTS.NET/NIKE-BLUE-RIBBON-ELITE

THE BRAND

LSU's award-winning branding unit within the athletics department, merging communications and social media, photo and design, video and podcasts and NIL and marketing under one umbrella to further elevate the most iconic brand in college sports.

NILSU

As an integral segment of The Brand, NILSU enhances the ability of student-athletes to profit off their name, image, and likeness. Since our debut in Times Square in 2021, NILSU has continued to set the national standard for NIL programs, working alongside NILSU MAX to expand branding opportunities for student-athletes and businesses alike. The Brand is comprised of approximately 100-plus staff members on the third floor of Tiger Stadium South, which includes student workers earning valuable hands-on experience. The expanded space includes suites of offices, a photo/video studio, recruit dressing room, NIL recruiting lounge, LSU+ studio, podcast lounge and LSU Radio Network studio, among other amenities, making it the ultimate hub for brand elevation and innovation.

TRACKING THE TIGERS

WEEK	AP	COACHES	CFP
Preseason	11	13	--
Week 2	8	8	--
Week 3	7	7	--
Week 4	8	8	--
Week 5	10	11	--
Week 6	10	10	--
Week 7	22	21	--
Week 8	15	13	--
Week 9	15	15	14
Week 10	24	22	21
Week 11	RV	23	NR
Week 12	NR	NR	NR
Week 13	--	--	--
Week 14	--	--	--
Week 15	--	--	--

COACHES POLL

RK.	TEAM	REC.	POINTS	PREV
1	Georgia (60)	10-1	1811	1
2	Utah (12)	11-0	1755	2
3	Notre Dame (1)	10-1	1668	3
4	Miami	10-1	1569	6
5	Alabama	9-2	1465	7
6	Texas	9-2	1444	8
7	Tennessee	9-2	1345	9
8	Wake Forest	10-1	1320	10
9	Texas Tech	10-1	1230	11
10	UCLA	10-1	1211	4
11	BYU	9-2	1094	12
12	Indiana	9-2	1058	5
13	Iowa	9-2	993	13
14	Oregon	8-3	905	14
15	USC	8-3	720	19
16	Arizona	8-3	659	20
17	Houston	8-3	571	21
18	Louisville	8-3	564	22
19	Ole Miss	7-4	485	16
20	Florida	7-4	294	25
21	Boise State	9-2	230	15
22	Oklahoma	7-4	207	NR
23	Missouri	7-4	187	NR
24	Liberty	10-1	171	NR
25	Kentucky	7-4	155	18

AP POLL

RK.	TEAM	REC.	POINTS	PREV
1	Georgia (56)	10-1	1711	1
2	Utah (12)	11-0	1662	2
3	Notre Dame (1)	10-1	1591	3
4	Miami	10-1	1491	5
5	Texas	9-2	1392	8
6	Alabama	9-2	1352	7
7	Tennessee	9-2	1317	9
8	Wake Forest	10-1	1264	10
9	Texas Tech	10-1	1166	11
10	UCLA	10-1	1156	4
11	BYU	9-2	1030	12
12	Indiana	9-2	958	6
13	Iowa	9-2	912	13
14	Oregon	8-3	865	14
15	USC	8-3	699	18
16	Arizona	8-3	665	19
17	Houston	8-3	570	20
18	Louisville	8-3	565	21
19	Oklahoma	7-4	341	NR
20	Florida	7-4	310	23
21	Liberty	10-1	294	22
22	Boise State	9-2	207	15
23	Ole Miss	7-4	200	25
24	Missouri	7-4	125	NR
25	Ohio State	7-4	112	16

NOTEBOOK

LSU Travels To Arkansas for 11:45 a.m. Kick In Final Regular Season Game
LSU returns to action on Saturday when the Tigers face Arkansas (4-7, 2-6 SEC) in Razorback Stadium. Kickoff is scheduled for 11:45 a.m. on SEC Network. LSU enters the game coming off a 27-13 loss to No. 9 Tennessee in Knoxville, while Arkansas dropped a 45-3 decision to Texas. The matchup between the Tigers and Razorbacks is back in its traditional November slot after being played in October two of the past three seasons. LSU leads the all-time series, 46-23-2, and has claimed nine of the last 10 meetings, which includes last year's 23-22 victory in Tiger Stadium. Since Arkansas joined the SEC in 1992, the teams have met annually, with the contest serving as the regular-season finale from 1992–2013 before schedule changes shifted the matchup earlier in the fall. Saturday's game will mark the 72nd meeting between the two programs, as LSU looks to extend its recent dominance in the "Battle for the Boot."

The LSU-Arkansas Series: LSU leads: 46-23-2
LSU has won four straight and nine of the past 10 meetings with Arkansas dating back to a 38-10 victory in Fayetteville in 2016. Saturday's contest marks the 72nd overall between the teams with LSU holding a 46-23-2 advantage in the series that dates back to 1901 when the Tigers posted a 15-0 win in Baton Rouge. Since Arkansas joined the SEC in 1992, LSU is 22-11 against the Razorbacks, which includes a 6-2 mark in Fayetteville. Of the 34 games played between the teams as SEC foes, 16 ended in one-score games, including five of the last six meetings. Prior to Arkansas joining the SEC, the teams played 23 times from 1913-36 in Shreveport, La., as part of the State Fair Classic. LSU and Arkansas also met twice in the Cotton Bowl – the first being what's dubbed the "Ice Bowl" on Jan. 1, 1947 as the teams battled to a scoreless tie. LSU beat No. 2-ranked Arkansas, 14-7, in the 1966 Cotton Bowl. The teams didn't play again until Arkansas joined the SEC in 1992.

LSU vs. Arkansas Trophy Game: The Golden Boot
First introduced prior to the 1996 season, LSU and Arkansas face each other every year for the Golden Boot, a 24-karat gold, 200-pound trophy molded to resemble the states of Louisiana and Arkansas. The Boot is valued at over $10,000 and is believed to be one of the heaviest trophies awarded in a college football rivalry. LSU currently has possession of the Boot following last year's 23-22 win in Baton Rouge. Since being introduced in 1996, LSU has won the Boot 21 times, while the Razorbacks have won the game and taken possession of the trophy nine times. The Boot will sit on the LSU sideline during the game on Saturday.

Last Time Out: Tennessee 27, LSU 13
Tennessee quarterback Faizon Brandon ran for two fourth-quarter touchdowns to lift the ninth-ranked Volunteers to a 27-13 win over LSU in Neyland Stadium. Tennessee improved to 9-2 on the season, 6-2 in the SEC, while LSU dropped to 6-5 overall and 3-5 in conference play. LSU quarterback **Sam Leavitt** connected with tight end **Trey'Dez Green** on a nine-yard TD pass with 1:34 remaining in the third quarter to tie the game at 13-13. However, the Tennessee defense, which limited the Tigers to 265 total yards, shut out LSU in the fourth quarter, and Brandon scored on runs covering 18 and 55 yards to secure the Volunteers victory. **Leavitt** completed 27-of-39 passes for 222 yards and one touchdown, while **Green** logged seven receptions for 72 yards and the third-quarter scoring catch. The LSU defense limited Tennessee to 308 total yards, with just 105 yards coming through the air. Linebacker **Davhon Keys** recorded 14 tackles, 1.0 sack, 2.0 tackles for loss and an interception in the first quarter that led to a Tigers field goal. Safety **Ty Benefield** registered a strip-sack and fumble recovery that LSU also converted into a first-quarter field goal.

LSU To Played Three Straight Top 10 Opponents In November For First Time
For the first time in program history, LSU faced three consecutive Top 10 opponents during the month of November. LSU lost all three games, falling to Top 10-ranked Alabama (L, 31-13), Texas (L, 22-21) and Tennessee (L, 27-13).

LSU To Close Regular-Season With Back-To-Back Road Games For First Time Since 2014
LSU closes out its regular-season with back-to-back road games for the first time since 2014 when the Tigers face Tennessee and Arkansas over the final two weeks of the season. In 2014, LSU played its final home game on Nov. 8 against Alabama before closing out the regular-season at Arkansas on Nov. 15 (lost, 17-0) and at Texas A&M on Nov. 27 (won, 23-17). The Tigers had the rare late November open date (Nov. 22) before playing Texas A&M in College Station on Thanksgiving night.

LSU In The AP and Coaches Polls
LSU fell out of both polls for the first time in 2026 this week following the 27-13 loss to Tennessee. LSU was ranked No. 23 in the Coaches Poll heading into the Tennessee game and unranked in the AP Top 25. LSU has been ranked as high as No. 7 in the nation in both polls, which came following the 45-14 win over Louisiana Tech in week two. LSU opened the season ranked No. 11 in the AP Poll and No. 13 in the AFCA Coaches Poll. Dating back to 2018, LSU has broken into the Top 10 at some point during the season in eight of nine seasons.

Kiffin Is 36-16 In November Games
First-year LSU coach **Lane Kiffin** goes into the Tennessee game with a 36-16 mark in games played during the month of November. **Kiffin** had won five straight November games before dropping a 31-13 decision to Alabama on Nov. 7. Kiffin went 16-5 in November games at Ole Miss after going 10-2 at Florida Atlantic. He went 7-5 in November games at USC and was 3-1 in his only season at Tennessee.

NOTEBOOK

LSU Only Team Nationally Ranked In Top 10 in Total Offense and Total Defense; Leads SEC In Both

LSU goes into the Arkansas game as the only FBS team to rank among the Top 10 nationally in both total offense and total defense. LSU currently ranks No. 10 nationally in total offense with 469.8 yards per game, while the Tiger defense ranks No. 4 in the FBS allowing 266.5 yards a contest. LSU leads the SEC in both categories.

QB Leavitt Pacing the SEC In Passing Yards And Total Offense; No. 2 in TDs Accounted For

QB Sam Leavitt continues to lead the SEC in passing yards (274.5) and total offense (304.3) and he's No. 2 in TDs accounted for with 28. In 11 games, **Leavitt** has completed 269-of-379 passes for 3,019 yards, 20 touchdowns and 12 interceptions. He's added another 328 rushing yards and eight TDs. **Leavitt** has thrown at least one TD pass in all but one game (Alabama) with a career-best four coming in win over Mississippi State. He's rushed and passed for a TD in five games this year (Clemson, Louisiana Tech, Ole Miss, Kentucky and Auburn). Here's how **Leavitt** ranks nationally and in the SEC in offensive categories:

Category	FBS Rank	SEC Rank	Stat
Total Offense	No. 6	No. 1	304.3
TDs Accounted For		No. 2	28 (19 pass/8 rush)
Passing Yards	No. 9	No. 1	3,019
Passing Yards/Game	No. 11	No. 1	274.5
Completion Pct.	No. 5	No. 2	71.0
Pass Attempts	No. 5	No. 1	379
Completions	No. 4	No. 1	269
Passing TDs	No. 25	No. 6	20

More Notes on Leavitt's Accomplishments In Year 1 at LSU

Here's a look at some of **Sam Leavitt's** other offensive accomplishments in his first season with the Tigers:

- Tied school-record with 35 completions vs. Alabama
    - Went 35-of-47 for 380 yards in 31-13 loss to Alabama
        - Tied mark previously set by Rohan Davey vs. Alabama in 2001
        - Davey went 35-of-44 for 528 yards in 35-21 win
- Three straight 30-completion games joining Heisman Trophy winner Joe Burrow as only players in LSU history to complete 30 or more passes in three consecutive games.
    - In consecutive games, Leavitt had completions of 31 vs. Mississippi State, 32 vs. Auburn and 35 vs. Alabama
    - Burrow did it in 2019 vs. Auburn (32), Alabama (31) and Ole Miss (32).
- His 98 completions over the three-game span (Mississippi State, Auburn and Alabama) are the most in school-history, bettering the previous mark of 95 set by Burrow in 2019. Here's a look at Leavitt and Burrow's three-game stretch with 30-completions:
- Set the LSU single-game mark for completion percentage (35 attempts or more) when he connected on 31-of-38 passes for 81.6 percent in the win over Mississippi State. The 81.6 completion percentage bettered the previous mark of 79.5 percent set by Rohan Davey against Alabama in 2001. That day, Davey completed 35-of-44 passes for 528 yards and two TDs in the win over the Crimson Tide.
- Five games with both a rushing and passing TD (Clemson, La. Tech, Ole Miss, Kentucky, and Auburn)

Jones Had Third 100-Yard Rushing Game vs. Texas

RB Dilin Jones had the third 100-yard rushing game of his career vs. Texas when he ran for 125 yards and a TD on 19 carries. **Jones** became the first player to rush for 100 or more yards against the Longhorns this year. **Jones** scored on a 44-yard run in the 3Q against Texas, stretching the LSU lead to 21-10 with 5:52 left in the quarter. **Jones'** other 100-yard rushing games came against Clemson (113 yards, 2 TDs) in his LSU debut and against Ole Miss (106 yards, 1 TD). In 11 games, **Jones** has rushed for 888 yards and eight TDs on 202 carries. He ranks No. 4 in the SEC in rushing yards, No. 6 in rushing TDs and No. 3 in attempts. **Dilin** is on pace to become LSU's first 1,000-yard rusher since Jayden Daniels (1,134) in 2023 and the first by a running back since Ty Davis-Price (1,003) in 2021.

Jackson Harris Continues to Rank Among Best in the SEC; No.2 in League with 9 TD Receptions

WR Jackson Harris continues to rank among the best receivers in the SEC as he enters the Arkansas contest with 57 receptions for 871 yards and nine TDs. His nine TDs rank No. 2 in the league, while he's No. 5 in receiving yards and No. 7 in receptions. **Jackson** has caught 30 passes in LSU's last four games (nine vs. Auburn, 11 vs. Alabama, eight vs. Texas, and two vs. Tennessee). He's caught two TD passes in four games this year (Texas A&M, Mississippi State, Auburn and Texas) and he's gone over the 100-yard mark in receiving yards three times (163 vs. Texas A&M, 178 vs. Auburn, 166 vs. Alabama).

TIGER TRENDS

	2026	Kiffin	Streak
August	0-0	0-0	W1
September	3-1	3-1	W1
October	3-1	3-1	W2
November	0-3	0-3	L4
December-January	0-0	0-0	L1
LSU's Conference Record...			
at home	2-2	2-2	L2
on the road	1-3	1-3	L1
LSU's Non-Conference Record...			
at home	3-0	3-0	W15
on the road	0-0	0-0	W1
neutral	0-0	0-0	L2
LSU vs. Ranked Opponents...			
at home	2-2	2-2	L3
on the road	0-2	0-2	L6
neutral	0-0	0-0	L2
LSU's Record in Games...			
decided by 7 pts or less	0-2	0-2	L4
decided by 3 pts or less	0-2	0-2	L3
Away/neutral during day	1-0	1-0	W1
Away/neutral at night	0-3	0-3	L5
Home during day	1-1	1-1	L1
Home at night	3-1	3-1	L1
LSU's Record When Scoring...			
less than 20 points	0-2	0-2	L3
20+ points	6-3	6-3	L1
30+ points	6-1	6-1	W2
LSU's Record When Allowing...			
14 or fewer points	5-0	5-0	W21
24 or fewer points	6-0	6-0	W6
25+ points	0-4	0-4	L10
LSU's Record When...			
Leading after the 1st qtr	6-2	6-2	L1
Trailing after the 1st qtr	0-2	0-2	L3
Tied after the 1st qtr	0-1	0-1	L1
Leading at halftime	6-1	6-1	L1
Trailing at halftime	0-4	0-4	L8
Tied at halftime	0-0	0-0	L2
Leading after the 3rd qtr	6-1	6-1	L1
Trailing after the 3rd qtr	0-3	0-3	L4
Tied after the 3rd qtr	0-1	0-1	L2
LSU's Record With...			
less than 300 yds total off.	0-1	0-1	L5
300+ yards total offense	6-4	6-4	L2
400+ yards total offense	5-2	5-2	L1
500+ yards total offense	5-0	5-0	W12
600+ yards total offense	2-0	2-0	W4
less than 100 yards rush	1-3	1-3	L2
100+ yards rushing	5-2	5-2	L1
150+ yards rushing	4-1	4-1	W3
200+ yards rushing	2-0	2-0	W2
250+ yards rushing	2-0	2-0	W7
less than 200 yards pass	0-1	0-1	L5
200+ yards passing	6-4	6-4	L3
300+ yards passing	5-2	5-2	L1
350+ yards passing	2-0	2-0	W3
400+ yards passing	0-0	0-0	L1
LSU's Record When Allowing...			
less than 200 total yards	4-0	4-0	W8
less than 300 total yards	6-2	6-2	L2
less than 400 total yards	5-3	5-3	L3
400+ yards total offense	0-2	0-2	L6
less than 100 yards rush	3-3	3-3	L2
100+ yards rush	3-2	3-2	W2
less than 200 yards pass	5-2	5-2	L2
less than 300 yards pass	6-4	6-4	L3
300+ yards pass	0-1	0-1	L4

#NFLSU

Active NFL Rosters
Updated as of Nov. 9, 2026

ACTIVE ROSTER

PLAYER	TEAM	POS.
Odell Beckham Jr.	MIN	WR
Kayshon Boutte	HOU	WR
Anthony Bradford	SEA	G
Barion Brown	NO	WR
Joe Burrow	CIN	QB
Will Campbell	NE	OT
K'Lavon Chaisson	WAS	LB
Ja'Marr Chase	CIN	WR
Lloyd Cushenberry III	BUF	C
Jayden Daniels	WAS	QB
Mansoor Delane	KC	CB
Garrett Dellinger	TEN	OG
Grant Delpit	CLE	S
Ried Ferguson	BUF	LS
Cordale Flott	TEN	DB
Miles Fraizer	DET	OG
Kristian Fulton	KC	CB
Davon Godchax	NO	DT
A.J. Haulcy	IND	S
Danielle Hunter	HOU	DE
Ed Ingram	HOU	G
Donte Jackson	LAC	CB
Justin Jefferson	MIN	WR
Emery Jones Jr.	BAL	OT
Sai'vion Jones	DEN	DE
Damien Lewis	CAR	OG
Foster Moreau	HOU	TE
Malik Nabers	NYG	WR
Garrett Nussmeier	KC	QB
Harold Perkins Jr.	ATL	LB
Jack Pyburn	KC	DE
Patrick Queen	PIT	LB
Bauer Sharp	TAM	TE
Maason Smith	ATL	DT
Omar Speights	LAR	LB
Derek Stingley Jr.	HOU	CB
Mason Taylor	NYJ	TE
Brian Thomas Jr.	JAX	WR
Zavion Thomas	CHI	WR
Jay Ward	MIN	CB
Mekhi Wingo	DET	DT

INJURED RESERVE

PLAYER	TEAM	POS.
Jamal Adams	MIN	S
Damone Clark	DET	LB
Jarrick Bernard-Converse	NYG	CB
Ali Gaye	HOU	DE
Arden Key	ID	DE
Ethan Pocic	BAL	G
Andre' Sam	PHI	S
Devin White	DET	LB

PRACTICE SQUAD

PLAYER	TEAM	POS.
Major Burns	MIA	DB
Saahdiq Charles	CAR	OG
Austin Deculus	ARi	OT
Jordan Jefferson	MIA	DT
BJ Ojulari	JAX	LB
Bradyn Swinson	ARI	DE
Josh Thompson	ATL	OG
West Weeks	IND	LB
Tre'Davious White	BUF	CB
Josh Williams	TAM	RB

NOTEBOOK

Green and Harris First LSU Combo With 10 Receptions In Same Game Since 2000

WR Jackson Harris and **TE Trey'Dez Green** became LSU's first pass-catching combination with 10 or more receptions in the same game since 2000 when the duo each reached the mark against Alabama. The last time it happened came in 2000 when Josh Reed (10) and Reggie Robinson (10) did it in an overtime win over Mississippi State. Against Alabama, **Harris** caught 11 passes for 166 yards, while **Green** hauled in 10 receptions for 85 yards. The 11 receptions for **Harris** and 10 for **Green** were career-highs.

LSU's Offense Ranks Near the Top of Most FBS Categories

LSU goes into the Tennessee game ranking near the top of most offensive categories in the FBS. Here's a look at how LSU's offense ranks nationally and in the SEC under offensive coordinator Charlie Weis 10 games into the season:

Category	FBS Rank	SEC Rank	Stats
Plays of 10+ Yards	No. 4	No. 1	195
First Downs	No. 3	No. 1	286
First Downs/Game	No. 3	No. 1	26.0
Plays/Game	No. 3	No. 1	77.8
Plays	No. 3	No. 1	856
Passing Yards/Game	No. 8	No. 1	308.2
Total Offense	No. 10	No. 1	469.8
Third-Down Conversions	No. 17`	No. 3	48.0

LSU's SEC Player of the Week Honors in 2026

Game	Player	Honor
Clemson	QB Sam Leavitt	SEC Offensive Player of the Week
	LT Jordan Seaton	SEC Offensive Lineman of the Week
	Edge Jordan Ross	SEC Defensive Lineman of the Week
Texas A&M	DT Deuce Geralds	SEC Freshman of the Week
Auburn	QB Sam Leavitt	SEC Offensive Player of the Week
	Edge Jordan Ross	SEC Defensive Lineman of the Week

Trey'Dez Green Back In Action; LSU Record-Holder For TDs by a TE with 14

TE Trey'Dez Green returned to action against Auburn after missing four games with an injury. **Green**, who is described as being a "unicorn" by teammate **TJ Dottery**, wasted little time making an impact, catching a 15-yard TD pass from **Sam Leavitt** in the 2Q to put LSU up 17-3 against Auburn. In his first game back since the injury (suffered in 2H at Ole Miss), **Green** caught five passes for 50 yards and a TD. He followed that with a career-best 10 receptions for 85 yards against Alabama. In six games this year, **Green** has caught 41 passes for 478 yards and three TDs. In 31 game career (15 starts), **Green** has 87 receptions for 1,012 yards and 14 TDs. Here's how **Green** ranks among all tight ends in LSU history for both career and single-season numbers:

Career	Green's Nos.	LSU Rank	LSU Record Holder
Receptions	87	TNo. 3	Mason Taylor (129)
Receiving Yards	1,012	No. 2	Mason Taylor (1,308)
Receiving TDs	14	No. 1	Trey'Dez Green (13)
Single-Season			
Receptions	41 in 2026	No. 4	Mason Taylor (55 in 2024)
	33 in 2025	No. 10	
Receiving Yards	478 in 2026	No. 4	Thaddeus Moss (570 in 2019)
Receiving TDs	7 in 2025	No. 1	Trey'Dez Green (7 in 2025)

TE Green Makes Most of His Receptions As 21 of 34 Receptions Have Resulted In a First Down

Junior **TE Trey'dez Green** continues to make the most of his receptions as 24 of his 41 receptions this season have resulted in either a first down or a touchdown. In the seven games he's seen action, **Green** has caught 41 passes for 478 yards and three TDs. **Green** has also rushed twice for seven yards (vs. La. Tech). In all, he's touched the ball 43 times this season on offense and 24 of those touches have resulted in a first down with two going for TDs.

RB Jones Showing His Versatility In Passing Game; Ranks No. 3 Among FBS RBs in Receptions

Dilin Jones continues to rank among the best in the SEC in rushing yards, but in recent weeks it's been his pass-catching ability that's aided the Tiger offense. In the past six games, **Jones** has caught 33 passes for 227 yards, leading the Tigers in receptions against Kentucky (7 for 84 yards) and Mississippi State (8 for 58 yards). He set his career-high for receptions in consecutive games against Kentucky and Mississippi State. The 84 receiving yards at Kentucky also marked a career best. In 11 games, **Jones** has caught 44 passes for 275 yards. The 44 receptions lead all SEC running backs and ranks No. 3 nationally behind only Caleb Hawkins of Oklahoma State (49) and Nate Sheppard of Duke (46).

NOTEBOOK

LB Dottery Continues To Make Impact; Leads Tigers In Tackles with 85
LB TJ Dottery, a transfer from Ole Miss, continues to pace the LSU defense as he leads the Tigers in tackles with 85. He has three games with double-digit tackles this year, including 12 in back-to-back wins over Mississippi State and Auburn. He tallied 10 tackles against Alabama and six against Texas. **Dottery** has added 4.0 tackles for loss, five pass breakups, six QB hurries and forced two fumbles through 11 games. **Dottery** currently wears the green dot for the LSU defense, taking over for the injured Whit Weeks, who wore the coach communications for the first four games of the season.

Princewill Umanmielen No. 2 in SEC in Sacks and Tackles For Loss
LSU **EDGE Princewill Umanmielen** has been wreaking havoc in opponent's backfield through 11 games and he ranks No. 2 in the SEC in both categories with 9.5 and 14.0 tackles for loss. Against Texas, **Umanmielen** had a sack and 1.5 tackles for loss. This season, he's had at least a half-sack in seven games and a tackle for loss in nine contests. For his career, which spans one season at Nebraska and two at Ole Miss, **Umanmielen** has 34.0 career tackles for loss and 20.0 sacks. Prior to the Mississippi State game, **Umanmielen** had recorded a tackle for loss in 11 consecutive games dating back to week 11 last year at Ole Miss. LSU's record for sacks in a season is held by Arden Key (12) and the program record for TFLs in a season is occupied by Gabe Northern (23).

LSU Defense Pitches First SEC Shutout Since 2007; First Against Top 25 Team Since 1995
LSU's defense pitched its first shutout in an SEC game since 2007 when the Tigers held No. 16 Mississippi State scoreless in the 31-0 victory. It was the first shutout for LSU in a league game since 2007 when the Tigers posted a 45-0 win over Mississippi State in the season-opener. It also marked the first shutout for LSU against a Top 25 opponent since 1995 when the Tigers blanked No. 14 Arkansas, 28-0. The shutout was the first overall for LSU since 2023 when the Tigers beat Army, 62-0.

Leavitt Now 22-9 As A Starting Quarterback
Sam Leavitt is 22-9 as a starting quarterback following LSU's setback against Tennessee. **Leavitt** is 6-5 as LSU's starting quarterback after going a combined 16-4 in his two seasons at Arizona State. Leavitt went 11-2 as a redshirt freshman at Arizona State followed by a 5-2 mark in 2025.

Kiffin's 33-18 Overall Following a Loss
LSU coach **Lane Kiffin** had his eight-game winning streak in games following a loss snapped against Texas. **Kiffin** is now 33-18 in games following a loss, which includes a 2-2 mark this year. Kiffin went 12-5 at Ole Miss following a loss, 7-5 at Florida Atlantic, 4-1 at Tennessee and 8-5 at USC.

LSU Outscoring Opponents 106-27 In Third Quarter
Through 11 games, LSU has outscored its opponent, 113-30, in the third quarter this season. In eight games against SEC opponents, LSU has allowed only 16 points in the third quarter. Alabama is the only SEC team to score a touchdown in the third quarter against the Tigers. Texas A&M, Texas, and Tennessee each kicked field goals for the only other third quarter points by an SEC opponent this year.

WR Jackson Harris Pulls Rarity Against Kentucky With TD Pass and TD Reception
WR Jackson Harris pulled a rarity against Kentucky as he both threw and caught a TD pass in the overtime loss to the Wildcats. In doing so, **Harris** became the first LSU player to do it in any game since Malik Nabers against Purdue in the 2023 Citrus Bowl. The last time it happened in a regular-season game came in 1989 when Todd Kinchen accomplished the feat in a 57-6 win over Ohio. Against Kentucky, **Harris** threw a 41-yard TD pass to **TE Roman Mothershed** in the 4Q giving LSU a 27-24 lead. He caught a 10-yard TD pass from **Sam Leavitt** in the 2Q, putting the Tigers ahead 17-14. Here are three times in recent history an LSU WR threw and caught a TD pass in the same game:

Season	Player	Opponent	Scoring Play
2026	Jackson Harris	Kentucky	41-yard TD pass to Roman Mothershed (4Q) 10-yard reception from Sam Leavitt (2Q)
2022	Malik Nabers	Purdue	5-yard TD pass to Jayden Daniels (3Q) 75-yard TD reception from Garrett Nussmeier (3Q)
1989	Todd Kinchen	Ohio	51-yard TD pass to Tony Moss (2Q) 20-yard TD reception from Sol Graves (3Q)

Deuce Geralds Joins Booger McFarland In Unique Category- Sack and Offensive TD in Same Game
Freshman **DT Deuce Geralds** joined a unique list in week five vs. McNeese when he rushed for a TD and had a sack on the defensive side of the ball in the 63-14 win over the Cowboys. In doing so, **Geralds** joined Booger McFarland as the two players in program history (according to records) to score an offensive TD and be credited with a sack in the same game. **Gerald's** TD came on a 1-yard run and he was credited with a full sack. McFarland scored on a 3-yard pass and credited with a half-sack against Florida in 1995. Following the game, LSU coach **Lane Kiffin** called McFarland to make sure he was aware of Gerald's accomplishment.

FUTURE FOOTBALL

2027	
Aug. 28	NORTHWESTERN STATE
TBA	HOUSTON
Sep. 11	UTSA
2028	
Aug. 26	LOUISIANA-MONROE
Sep. 2	SMU
Sept. 9	SOUTHERN
2029	
Sept. 1	at SMU
TBA	MCNEESE
Sept. 29	RICE
2030	
Aug. 31	TULANE
2032	
Sept. 11	at Utah
2032	
Sept. 11	UTAH

Home games in ALL CAPS

STATISTICAL COMPARISON (2026 Season)

			CONF. (FBS) RANKING	
Category	**LSU**	**ARK**	**LSU**	**ARK**
Record:	6-5	4-7		
Conference:	3-5	2-6		
3rd Down Conversion:	.522	.410	2(10)	11(72)
3rd Down Conversion Defense	.277	.425	2(10)	13(107)
4th Down Conversion Defense	.333	.571	2(21)	9(88)
Fewest Penalties	38	38	8(77)	6(77)
Fewest Penalty Yards	306	305	6(59)	5(58)
1st Down Defense	77	109	2(10)	13(73)
1st Down Offense	167	121	1(2)	10(55)
Kickoff Return Defense	19.50	14.50	10(73)	2(20)
Kickoff Returns	19.00	25.00	10(82)	4(28)
Net Punting	36.15	40.08	16(122)	10(62)
Passing Offense	311.2	228.2	1(8)	12(73)
Passing Yards Allowed	176.2	202.8	4(30)	7(60)
Punt Returns	9.83	6.40	7(61)	13(99)
Punt Return Defense	11.00	5.75	14(103)	8(50)
Red Zone Offense	.861	.826	10(68)	13(89)
Red Zone Defense	.750	.880	3(25)	9(94)
Rushing Offense	213.7	99.0	3(27)	15(131)
Sacks Allowed	1.67	2.67	5(63)	14(114)
Scoring Defense	18.5	27.7	6(32)	11(103)
Scoring Offense	42.0	19.3	3(9)	16(119)
Passing Efficiency	148.57	122.25	8(52)	15(111)
Passing Efficiency Defense	110.34	139.04	2(16)	14(95)
Sacks	3.83	1.50	2(2)	15(101)
Tackles for Loss	7.2	4.0	4(19)	16(116)
Time of Possession	33:27	31:31	1(10)	5(42)
Total Defense	250.7	352.3	1(7)	10(70)
Total Offense	524.8	327.2	1(4)	15(116)
Turnover Margin	-.33	-.17	11(90)	8(76)
Turnovers Gained	8	7	8(36)	10(58)
Turnovers Lost	10	8	14(121)	9(81)

THE LAST MEETING

Arkansas	**22**
LSU	**23**

Nov. 15, 2025 · Tiger Stadium · Baton Rouge, LA.

LSU defeated Arkansas, 23-22, on Nov. 15, 2025, at Tiger Stadium in Baton Rouge, claiming the Golden Boot for the ninth time in the last 10 seasons. The Razorbacks jumped out to an early 14-0 lead before LSU responded with 16 unanswered points in the second quarter to take a 16-14 advantage into halftime. Arkansas regained the lead in the third quarter, 22-16, before quarterback Michael Van Buren Jr. connected with Bauer Sharp for a 12-yard touchdown with 7:53 remaining in the fourth quarter to secure the Tigers' one-point victory.

Van Buren completed 21 of 31 passes for 221 yards and a touchdown. Running back Caden Durham scored LSU's first touchdown on a 27-yard rush, while kicker Damian Ramos converted three field goals, including two from 42 yards. Defensively, Harold Perkins Jr. and Mansoor Delane each recorded an interception, while Jack Pyburn recovered a fumble.

Series Notes: LSU will meet Arkansas for the 72nd time in a series that began in 1901. The Tigers lead the all-time series, 46-23-2. LSU has won four consecutive meetings and nine of the last 10, including a 23-22 victory in Baton Rouge in 2025. The Tigers' last road victory over Arkansas came in 2024, when No. 8 LSU defeated the Razorbacks, 34-10, in Fayetteville. Lane Kiffin holds a 4-2 record against Arkansas as a head coach..

NOTEBOOK

Kiffin, Weis and The Green Dot At Ole Miss....
Since the Green Dot (coach-player communications) became part of college football in 2024, offenses led by **Lane Kiffin** and **Charlie Weis** at Ole Miss scored 1,056 points and accumulated 14,190 total yards (92,61 passing, 4,929 rushing) over that span. The 1,056 points ranked second nationally to only Indiana (1,203 points), while the 14,190 total yards were the most nationally during that two-year stretch.

... And Now The Green Dot at LSU
The **Kiffin-Weis** Green Dot success has continued at LSU as the Tigers are averaging 33.5 points and 469.8 total yards per game. LSU ranks No. 3 in the nation in total plays (856) and plays per game (77.8). The Tigers are averaging 161.6 rushing yards per game and 308.2 yards through the air. The Tigers also rank No. 3 nationally in first downs with 286, an average of 26 per game. LSU's 78 plays per game is 15 more plays than the Tigers averaged a year ago (63.1).

Kiffin's Team Had Most Rushing Yards In SEC Over Last 6 Years At Ole Miss
Lane Kiffin came to LSU having produced the most rushing yards in the SEC since 2020 with 15,490. Under **Kiffin**, the Rebels led the SEC in rushing in 2020 (210.6 yards per game) and 2022 (256.5) and finished No. 2 in the league in 2021 with 217.6 yards per game. **Kiffin** coached Ole Miss teams never finished lower than No. 6 in the SEC in rushing during his six seasons in Oxford. The Rebels were No. 5 in the league in rushing in 2023 (176.3) and 2024 (175.7) and No. 6 a year ago with a 176.3 average.

Rushing Attack Continues At LSU; Tigers Have More Than Doubled Rushing TD Total From 2025
The rushing offense that **Lane Kiffin** enjoyed at Ole Miss has continued at LSU as the Tigers are averaging 161.6 yards on the ground per game, which ranks No. 5 in the SEC. LSU needed only seven games to top its rushing total from 2025 (1,352 yards in 13 games). In addition, the Tigers have already more than-doubled their rushing TD total from 2025 when LSU scored only 10 rushing TDs. LSU's 24 rushing TDs ranks No. 4 in the SEC. In 11 games, the Tigers have rushed for 1,778 yards and are averaging 4.1 yards per carry.

LSU's Offense Has Set 3 Program Records This Year
LSU's offense, behind play-caller **Charlie Weis**, has set three school records this year In week five against McNeese, LSU set program records for offensive plays in a game (101) and first downs (39). The 39 first downs broke the previous mark of 37 set in this year's season-opener against Clemson. LSU's 731 yards of offense against McNeese stands as the second-highest total in program history, trailing only the 746 yards set in a 77-0 win over Rice in 1977. In addition, for just the second time in school history LSU has had two games with 300-plus rushing and 300-plus passing yards. The Tigers did it for the first time in the season-opener against Clemson (309 rush, 335 passing) and then in week five vs. McNeese (366 rush, 365 pass). The only other time it happened came in 2023 when the Tigers did it against Grambling (302 rush, 320 pass) and Florida (329 rush, 372 pass).

Three LSU Running Backs Have Topped The 100-Yard Mark; A First At LSU Since 2016
Three different LSU running backs have gone over the 100-yard mark this season with **Dilin Jones** leading the way with three. It's the first time since 2016 that LSU has had three different running backs top the 100-yard mark in a game in a season. That year Leonard Fournette, Derrius Guice and Darrel Williams all had 100-yard rushing games. **Jones**, a transfer from Wisconsin, did it against Clemson (113 yards), Ole Miss (106 yards) and Texas (125) for the first three 100-yard games of his career. In the week five win over McNeese, **Harlem Berry** had his first career 100-yard game with 125 yards and a TD on 15 carries. **Stacy Gage**, a transfer from Central Florida, added 110 yards and two TDs on six carries. **Gage** scored on runs of 46 and 39 yards and averaged 18.3 yards per carry against the Cowboys. It was also Gage's first career 100-yard game.

NOTEBOOK

Baker's Bayou Bandit Defense Making A Statement

Through 11 games, **Blake Baker's** Bayou Bandit defense has been dominant as the Tigers continue to rank among the best in the nation and lead the SEC in total yards per game (266.5). Here are some highlights of LSU's defense 10 games into the season:

- Held 8 SEC opponents to 16 points in the 3Q
  - Alabama 7, Texas 3, Texas A&M 3, Tennessee 3
- Went 19 possessions in regulation without allowing a TD
  - Kentucky scored a TD in overtime
  - LSU held Kentucky scoreless in 3Q and 4Q and then held Mississippi State scoreless last week to run the streak to 15 regulation possessions without a TD. Streak ended in 2Q against Auburn after 4 scoreless possessions to start the game.
- On 118 possessions by the opposition, LSU has forced 40 3-and-outs and had the opponent punt 60 times.
- LSU held Mississippi State to 0-of-5 on fourth-down – all coming from the 35-yard line and in.
- In first half vs. Clemson, held the Tigers to 1 first down, minus-4 rushing yards and 54 total yards as LSU built a 31-3 halftime lead.
- In first half against Louisiana Tech, held the Bulldogs without a first down and to minus-21 rushing yards and minus-1 total yards.
- LSU held Texas A&M to 197 total yards, 11 first downs and to just 4-of-15 on third-downs.

LSU ranks in the Top 20 nationally in the following defense categories:

Category	National Rank	SEC Rank	Stat
Sacks	No. 2	No. 2	42
First Downs Allowed	No. 4	No. 2	161 (14.6 per game)
Total Defense	No. 4	No. 1	266.5
Passing TDs Allowed	No. 7	No. 2	9
Rush Defense	No. 12	No. 3	96.7
3rd Down Defense	No. 7	No. 3	30.4 (48-of-158)
Pass Defense	No. 11	No. 3	169.7 per game
Pass Efficiency	No. 10	No. 3	111.22 rating
Interceptions	No. 16	No. 3	11

LSU Defense Scores For 3rd Time Under Blake Baker

Since taking over as LSU's defensive coordinator in 2024, **Blake Baker's** unit has scored three touchdowns – all coming on interceptions. Most recently, **DE Jordan Ross** returned an interception 30 yards for a touchdown in the season-opener against Clemson. Here's the scoring plays by the LSU defense under **Blake Baker** since his return to the staff in 2024:

Player	Year	Game	Play
Jordan Ross	2026	Clemson	30-yard interception return (1Q)
Dashawn Spears	2025	Florida	58-yard interception return (4Q)
Davhon Keys	2024	Baylor	41-yard interception return (1Q)

LSU's Defense Only Allowed 34 Passing TDs Under Blake Baker

In 37 games under defensive coordinator **Blake Baker**, LSU has allowed only 34 passing touchdowns. The Tigers gave up 11 passing TDs in 2024, followed by 14 last year. This year, LSU has allowed nine passing TDs. Last year, LSU was on the only team in the SEC to have more interceptions (17) than touchdown passes allowed (14). LSU currently ranks No. 7 in the nation and No. 2 in the SEC in passing TDs allowed (9). LSU's passing TDs allowed under **Blake Baker**:

Year	Games with 0 TD passes allowed	1 TD	2 TDs	3+ TDs	High Opponent
2026	5	4	1	1	3 by Alabama
2025	4	6	2	1	4 by Houston
2024	4	7	2	0	2 by UCLA, Baylor
Totals	**13**	**17**	**5**	**2**	**4 by Houston**

SERIES HISTORY

ARKANSAS

LSU leads 46-23-2 (NCAA: 44-23-2)

YEAR	RESULTS	AP RANK (LSU/OPP.)	DATE (SITE)
1901	LSU, 15-0	NR/NR	Dec. 5 at Baton Rouge
1906	Tie, 6-6	NR/NR	Nov. 29 at Baton Rouge
1907	LSU, 17-12	NR/NR	Nov. 6 at Baton Rouge
1908	LSU, 36-4	NR/NR	Nov. 26 at Little Rock
1909	UA, 16-0	NR/NR	Nov. 13 at Memphis
1910	UA, 51-0	NR/NR	Nov. 24 at Little Rock
1911	UA, 11-0	NR/NR	Nov. 30 at Little Rock
1912	LSU, 7-6	NR/NR	Nov. 16 at Little Rock
1913	LSU, 12-7	NR/NR	Nov. 8 at Shreveport
1914	UA, 20-12	NR/NR	Nov. 7 at Shreveport
1915	LSU, 13-7	NR/NR	Nov. 5 at Shreveport
1916	LSU, 17-7	NR/NR	Nov. 5 at Shreveport
1917	UA, 14-0	NR/NR	Nov. 3 at Shreveport
1919	LSU, 20-0	NR/NR	Oct. 25 at Shreveport
1920	LSU, 3-0	NR/NR	Nov. 6 at Shreveport
1921	LSU, 10-7	NR/NR	Nov. 5 at Shreveport
1922	UA, 40-6	NR/NR	Oct. 28 at Shreveport
1923	UA, 26-13	NR/NR	Oct. 27 at Shreveport
1924	UA, 10-7	NR/NR	Nov. 1 at Shreveport
1925	UA, 12-0	NR/NR	Oct. 31 at Shreveport
1926	LSU, 14-0	NR/NR	Nov. 6 at Shreveport
1927	UA, 28-0	NR/NR	Oct. 29 at Shreveport
1928	UA, 7-0	NR/NR	Nov. 3 at Shreveport
1929	UA, 32-0	NR/NR	Nov. 2 at Shreveport
1930	LSU, 27-12	NR/NR	Nov. 1 at Shreveport
1931	LSU, 13-6	NR/NR	Oct. 24 at Shreveport
1932	LSU, 14-0	NR/NR	Oct. 22 at Shreveport
1933	LSU, 20-0	NR/NR	Oct. 21 at Shreveport
1934	LSU, 16-0	NR/NR	Oct. 20 at Shreveport
1935	LSU, 13-7	NR/NR	Oct. 19 at Shreveport
1936	LSU, 19-7	#13/NR	Oct. 24 at Shreveport
1947	Tie, 0-0	NR/NR	Jan. 1 at Dallas (Cotton Bowl)
1953	LSU, 9-8	NR/NR	Nov. 21 at Little Rock
1954	LSU, 7-6	NR/#9	Nov. 20 at Shreveport
1955	LSU, 13-7	NR/NR	Nov. 19 at Little Rock
1956	LSU, 21-7	NR/NR	Nov. 24 at Shreveport
1966	LSU, 14-7	NR/#2	Jan. 1 at Dallas (Cotton Bowl)
1992	UA, 30-6	NR/NR	Nov. 27 at Fayetteville
1993	UA, 42-24	NR/NR	Nov. 27 at Baton Rouge
1994	LSU, 30-12	NR/NR	Nov. 26 at Little Rock
1995	LSU, 28-0	NR/#14	Nov. 18 at Baton Rouge
1996	LSU, 17-7	#19/NR	Nov. 29 at Little Rock
1997	LSU, 31-21	#17/NR	Nov. 28 at Baton Rouge
1998	UA, 41-14	NR/#13	Nov. 27 at Little Rock
1999	LSU, 35-10	NR/#17	Nov. 26 at Baton Rouge
2000	UA, 14-3	#24/NR	Nov. 24 at Little Rock
2001	LSU, 41-38	NR/#24	Nov. 23 at Baton Rouge
2002	UA, 21-20	#18/NR	Nov. 29 at Little Rock
2003	LSU, 55-24	#3/NR	Nov. 28 at Baton Rouge
2004	LSU, 43-14	#14/NR	Nov. 26 at Little Rock
2005	LSU, 19-17	#3/NR	Nov. 25 at Baton Rouge
2006	LSU, 31-26	#9/#5	Nov. 24 at Little Rock
2007	UA, 50-48 3ot	#1/NR	Nov. 23 at Baton Rouge
2008	UA, 31-30	NR/NR	Nov. 28 at Little Rock
2009	LSU, 33-30 OT	#17/NR	Nov. 28 at Baton Rouge
2010	UA, 31-23	#6/#13	Nov. 27 at Little Rock
2011	LSU, 41-17	#1/#3	Nov. 25 at Baton Rouge
2012^	LSU, 20-13	#8/NR	Nov. 23 at Fayetteville
2013^	LSU, 31-27	#15/NR	Nov. 29 at Baton Rouge
2014	UA, 17-0	#20/NR	Nov. 15 at Fayetteville
2015	UA, 31-14	#9/NR	Nov. 14 at Baton Rouge
2016	LSU, 38-10	#19/NR	Nov. 12 at Fayetteville
2017	LSU, 33-10	NR/NR	Nov. 11 at Baton Rouge
2018	LSU, 24-17	#9/NR	Nov. 10 at Fayetteville
2019	LSU, 56-20	#1/NR	Nov. 23 at Baton Rouge
2020	LSU, 27-24	NR/NR	Nov. 21 at Fayetteville
2021	UA, 16-13 OT	NR/NR	Nov. 13 at Baton Rouge
2022	LSU, 13-10	#6/NR	Nov. 12 at Fayetteville
2023	LSU, 34-31	#12/NR	Sept. 23 at Baton Rouge
2024	LSU, 34-10	#8/NR	Oct. 19 at Fayetteville
2025	LSU, 23-22	NR/NR	Nov. 15 at Baton Rouge

^- Vacated by 2023 NCAA Decision
At Baton Rouge: LSU leads 15-3-1 (NCAA: 14-3-1)
At Fayetteville: LSU leads 6-2 (NCAA: 5-2)
At Little Rock: LSU leads 8-7
At Shreveport: LSU leads 16-9
At Other Neutral Sites: Tied 1-1-1
Lane Kiffin vs. Arkansas: 4-2

PRESEASON HONORS

MAXWELL AWARD WATCHLIST
QB SAM LEAVITT

NAGURSKI TROPHY WATCHLIST
LB WHIT WEEKS
EDGE PRINCEWILL UMANMIELEN

MACKEY AWARD WATCHLIST
TE TREY'DEZ GREEN

OUTLAND TROPHY WATCHLIST
OL JORDAN SEATON

RIMINGTON TROPHY WATCHLIST
OL BRAELIN MOORE

WUERFFEL TROPHY WATCHLIST
LB WHIT WEEKS

BUTKUS AWARD WATCHLIST
LB WHIT WEEKS
LB TJ DOTTERY

RAY GUY AWARD WATCHLIST
P GRANT CHADWICK

WALTER CAMP AWARD WATCHLIST
TE TREY'DEZ GREEN

BILETNIKOFF AWARD WATCHLIST
WR TRE' BROWN
WR JACKSON HARRIS

BEDNARIK AWARD WATCHLIST
LB WHIT WEEKS
EDGE PRINCEWILL UMANMIELEN
CB DJ PICKETT

BEDNARIK AWARD WATCHLIST
LB WHIT WEEKS
CB DJ PICKETT
EDGE PRINCEWILL UMANMIELEN

DAVEY O'BRIAN AWARD WATCHLIST
QB SAM LEAVITT

ALL-SEC COACHES TEAM
First Team
TE TREY'DEZ GREEN
OL JORDAN SEATON
EDGE PRINCEWILL UMANMIELEN
LB WHIT WEEKS
P GRANT CHADWICK

Second Team
CB DJ PICKETT

Third Team
OL BRAELIN MOORE
S TY BENEFIELD

AP PRESEASON ALL-AMERICA
First Team
TE TREY'DEZ GREEN

Second Team
OL JORDAN SEATON

Third Team
S TY BENEFIELD

NOTEBOOK

Lane Kiffin Takes Over At LSU

Lane Kiffin – the offensive mastermind who turned Ole Miss into a national powerhouse – is in his first season with the Tigers. Officially named LSU's 37th head coach on Nov. 30, 2025, **Kiffin** quickly went to work, signing a Top 10 high school class followed by the nation's No. 1-rated transfer portal group. **Kiffin**, now in his 15th season, has a 122-58 mark as a collegiate head coach. He had four 10-win seasons at Ole Miss and guided the Rebels to the first 11-win regular season in program history last year. His 55 wins in six years at Ole Miss rank as the second-most in program history over a six-year span. He's the only coach in Ole Miss history to lead the Rebels to three consecutive 10-win seasons. Prior to winning 10 games in 2021, Ole Miss had only two 10-wins seasons since 1972 (Ole Miss won 10 games in 2003 and 2015). He's tied with Johnny Vaught for the most 10-win seasons in Ole Miss history with four, Vaught doing it over 24 years, while **Kiffin** did it in six. At Florida Atlantic, he directed the Owls to the only double-digit win seasons in program history, winning 11 games in 2017 and 2019. He also captured the Conference USA title twice (2017 and 2019). **Kiffin** coached one year at Tennessee (2009) followed by three-plus seasons at Southern Cal. Here is a look at Kiffin's coaching record by school:

School	Years	Record	Notes
Tennessee	2009	7-6	Peach Bowl; 2-point loss to No. 1 Alabama
Southern California	2010-13	28-15	No. 6 final ranking (2011); won Sun Bowl (2012)
Florida Atlantic	2017-19	26-13	Conference USA titles in2017 and 2019
Ole Miss	2020-25	55-19	4 10-win seasons; 11-1 regular season on 2025
LSU	2026-present	6-5	
Overall (15th year)		**122-58**	

Kiffin Ranked Among Top 20 Active FBS Head Coaches

Lane Kiffin ranks No. 11 among the top 20 active FBS head coaches with at least 100 career wins. **Kiffin** currently owns a 122-58 mark in his 15 years as a head coach. **Kiffin** ranks second among active SEC head coaches in wins, trailing only Kirby Smart (127).

FBS Wins Among Active Head Coaches (Entering Week 13)*

Coach	Years Active	FBS Record	Schools
Kirk Ferentz	1999-	231-151 (.604)	Maine (12-21), Iowa (218-130)
Dabo Swinney	2008-	194-57 (.772)	Clemson (194-57)
Kyle Whittingham	2004-	184-93 (.664)	Utah (177-88), Michigan (6-5)
Bronco Mendenhall	2005-21; 2024-	150-102 (.595)	BYU (99-44), Virginia (36-38), New Mexico (5-7), Utah State (10-13)
Troy Calhoun	2007-	148-99 (.599)	Air Force (148-99)
Rich Rodriguez	2001-17; 2023-	145-105 (.580)	W. Virginia (69-40), Mich. (15-22), Ariz. (43-35), J'ville St. (18-8)
Bret Bielema	2006-17; 2021-	140-89 (.611)	Wisconsin (68-24), Arkansas (29-34), Illinois (43-31)
James Franklin	2011-	134-65 (.673)	Vanderbilt (24-15), Penn State (104-45), Virginia Tech (6-5)
Kirby Smart	2016-	127-22 (.852)	Georgia (127-22)
Ken Niumatalolo	2007-22; 2024-	124-103 (.546)	Navy (110-83), San Jose State (14-19)
Lane Kiffin	**2009-13; 2017-**	**122-58 (.677)**	**Tenn. (7-6), USC (28-15), FAU (26-13), Ole Miss (55-19), LSU (6-5)**
Dan Mullen	2009-21, 2025-	120-69 (.634)	Mississippi St. (69-46), Florida (34-15), UNLV (17-8)
Pat Fitzgerald	2006-22; 2026-	113-109 (.509)	Northwestern (110-101); Michigan State (3-8)
Matt Campbell	2011-	113-75 (.601)	Toledo (35-15), Iowa St. (72-55), Penn State (6-5)

18 Tigers Have Earned Their First Start in LSU Uniform

18 players started for the first time in an LSU uniform through 11 games, a list featuring 16 transfers (**Princewill Umanmielen, Ty Benefield, Eugene Wilson III, TJ Dottery, Winston Watkins Jr., Sam Leavitt, Dilin Jones, Jordan Ross, Aliou Bah, Jordan Seaton, Malik Elzy, Stephiylan Green, Jackson Harris, William Satterwhite II, Zach Grace and Roman Mothershed**), one true freshman (**Deuce Geralds**) and one redshirt freshman (**Jhase Thomas**). The following is a game-by-game breakdown of first-time starters in an LSU uniform this year:

Game	First-Time Starters at LSU
Clemson	EDGE Princewill Umanmielen
	S Ty Benefield
	WR Eugene Wilson III
	LB TJ Dottery
	WR Winston Watkins Jr.
	QB Sam Leavitt
	RB Dilin Jones
	EDGE Jordan Ross
	OL Aliou Bah
	OT Jordan Seaton
	WR Malik Elzy
	DT Stephiylan Green
	DT Deuce Geralds
LA Tech	WR Jackson Harris
Texas A&M	S Jhase Thomas
	TE Zach Grace
	OL William Satterwhite II
Miss. State	TE Roman Mothershed

NOTEBOOK

12 True Freshmen Have Played This Season
LSU has played 12 true freshmen through 11 games. Here's the list of true freshmen who have seen action this year:

Player	Position	Games Played
Lamar Brown	EDGE	9
Havon Finney Jr.	CB	7
Nolon Buckels	WR	1
Gavin Higgins	PK	1
Isaiah Washington	S	5
Ryan Miret	OL	7
Brysten Martinez	OT	11
Corey Barber Jr.	WR	10
JC Anderson	TE	1
Richard Anderson	DT	7
Trenton Henderson	EDGE	6
Deuce Geralds	DT	11

40 Transfers Have Played For The First Time at LSU
LSU played 40 transfers through 11 games. Here's the list of transfers who have seen action this year:

Player	Position	Games Played
Jayce Brown	WR	5
Princewill Umanmielen	EDGE	11
Ty Benefield	S	11
Tre' Brown	WR	11
Eugene Wilson III	WR	11
Jackson Harris	WR	11
TJ Dottery	LB	11
Winston Watkins Jr.	WR	10
Husan Longstreet	QB	4
Sam Leavitt	QB	11
Landen Clark	QB	9
Malachi Thomas	TE	10
Faheem Delane	S	7
Roman Mothershed	WR	11
Dilin Jones	RB	11
Stacy Gage	RB	7
Rod Gainey Jr.	RB	1
Jordan Ross	EDGE	11
Treylan James	S	3
Mason Dossett	S	1
Mack Mulhern	SNP	11
John Hurley	S	5
Junior Tuihalamaka	EDGE	11
Zach Grace	TE	11
Seth Knothe	DB	9
Malik Blocton	DT	11
William Satterwhite II	OL	11
Ja'Quan Sprinkle	OL	3
Ja'Mard Jones Jr.	OL	1
Aliou Bah	OL	11
Sean Thompkins Jr.	OT	9
Darrin Strey	OT	11
Devin Harper	OT	11
Jordan Seaton	OT	11
Scott Starzyk	PK	11
Tyree Holloway	WR	4
Malik Elzy	WR	11
Stephiylan Green	DT	11
Jaylen Brown	DT	1
Hayden Craig	P	1

NOTEBOOK

First-Year Coach, First-Year Starting Quarterback Rare at LSU
For only the fourth time since the 1960s, LSU opened a season with both a new coach and a new starting quarterback when the Tigers beat Clemson, 51-10. **Lane Kiffin** made his LSU head coaching debut, while **Sam Leavitt** made his first appearance in the purple and gold. **Leavitt**, a transfer from Arizona State, came to LSU with 20 career starts to his credit – all with the Sun Devils. The last time LSU had a first-year head coach and a first-year starting quarterback came in 2022 when Brian Kelly and Jayden Daniels debuted against Florida State. Here's a look at the other times since the early 1960s, LSU had a first-year coach and first-year starting quarterback make their debut with the program in the same game:

Year	Head Coach-Quarterback	Opponent	Results
1980	Jerry Stovall-Alan Risher	at Florida State	L, 16-0
1986	Mike Archer-Tommy Hodson	Texas A&M	W, 35-17
2022	Brian Kelly-Jayden Daniels	vs. Florida State	L, 24-23
2026	Lane Kiffin-Sam Leavitt	vs. Clemson	W, 51-10

Players with CFP Experience
The Tigers have 10 players on their 2026 roster with previous College Football Playoff experience, including six players who competed in the CFP in 2025. The list of LSU players with CFP experience include four from Ole Miss' 2025 team along with **DB Faheem Delane**, who won the 2025 national title with Ohio State. Others include: **QB Sam Leavitt** (Arizona State), **Edge Jordan Ross** (Tennessee) and **DT Stephiylan Green** (Clemson), and **Edge Junior Tuihalamaka** (Notre Dame) who all appeared in the 2024 CFP.

Player	School	Year
Princewill Umanmielen	Ole Miss	2025
TJ Dottery	Ole Miss	2025
Winston Wakins Jr.	Ole Miss	2025
Devin Harper	Ole Miss	2025
Faheem Delane	Ohio State	2025
Zach Grace	Oregon	2025
Sam Leavitt	Arizona State	2024
Jordan Ross	Tennessee	2024
Stephiylan Green	Clemson	2024
Junior Tuilalamaka	Notre Dame	2024

LSU Returns Three Starters From Secondary That Led SEC In Interceptions A Year Ago
LSU returns three starters – **CBs PJ Woodland** and **DJ Pickett** and **S Tamarcus Cooley** – that led the SEC in interceptions in 2025. The Tigers were the only team in the league to have more interceptions last year (17) than touchdown passes allowed (14). **Pickett** – a freshman All-America in 2025 – tied for team-high honors with three interceptions, while **Cooley** and **Woodland** had two each.

Transfer Portal Rankings
LSU's 2026 transfer portal class ranked No. 1 nationally by ESPN and Geaux247Sports. The Tigers' class is headlined by quarterback **Sam Leavitt**, the No. 1 overall player in the portal, who led Arizona State to the Big 12 Championship and College Football Playoff in 2024. LSU also added Colorado offensive tackle **Jordan Seaton**, the No. 1 offensive tackle in the portal, and Ole Miss edge rusher **Princewill Umanmielen**, the No. 1-ranked edge rusher in the portal. Other notable additions include wide receivers **Eugene Wilson III** (Florida), **Jayce Brown** (Kansas State) and **Winston Watkins** (Ole Miss), along with safety **Ty Benefield** (Boise State).

LSU Roster Features Six College Graduates
LSU's roster features six players who have already earned their college degrees. The following is a look at LSU's college graduates:

LB Whit Weeks (LSU, 2026)
OL Bo Bordelon (LSU, 2026)
OL Braelin Moore (LSU, 2026)
S John Hurley (UVA, 2026)
OL Aliou Bah (Maryland)
DB Seth Knothe (Boise State, 2026)

Like Father, Like Son
LSU has four players on its roster who have dads that also played for the Tigers. Offensive linemen **Bo and Brett Bordelon**, tight end **J.D. LaFleur**, and kicker **Aidan Corbello** are all the sons of former Tigers. Here's a look at the father-son combinations on this year's team:

Son	Dad (Years at LSU)	Noteworthy on the Dad
OL Bo Bordelon	OL Ben Bordelon (1993-96)	All-SEC in 1996, Played for Chargers in NFL
OL Brett Bordelon	OL Ben Bordelon (1993-96)	All-SEC in 1996; Played for Chargers in NFL Star
TE J.D. LaFleur	TE David LaFleur (1993-96)	All-America in 1996; 1st round NFL Draft pick
PK Aidan Corbello	PK John Corbello (1999-02)	Ranks among LSU's Top 10 kickers

NOTEBOOK

Whit, Pickett, Cooley, and Woodland Returning For Veteran Defense
LSU's defense returns four proven playmakers in **Whit Weeks**, **DJ Pickett**, **Tamarcus Cooley**, and **PJ Woodland**, giving the Tigers a veteran presence under third-year defensive coordinator **Blake Baker**. **Weeks** enters 2026 with 205 career tackles, 16.5 tackles for loss and five sacks after earning First-Team All-SEC honors in 2024. **Pickett** returns after a standout freshman season in which he earned Freshman All-America and Freshman All-SEC honors, recording 37 tackles, 3.0 tackles for loss, two sacks and a team-best three interceptions. **Cooley** started all 13 games at safety in 2025 and finished with 70 tackles, 1.5 tackles for loss and two interceptions. **Woodland** also started all 13 games at cornerback, recording 41 tackles, two interceptions and 11 passes defended, which ranked eighth in the SEC, while his nine pass breakups ranked ninth in the league.

Center Braelin Moore Awarded No. 18
For only the second time since the tradition started in 2003, an offensive lineman has been awarded No. 18 as center **Braelin Moor**e was presented with the jersey by four former No. 18s – Jacob Hester, Richard Dickson, Bennie Logan and Greg Penn - at a team meeting in late August. **Moore**, a fifth-year senior and returning starter, joins Lloyd Cushenberry, the center on LSU's 2019 national championship team, as the only offensive linemen to be awarded No. 18 since the tradition began with Matt Mauck in 2003. **Moore** will continue to wear No. 61 in games due to his position. The No. 18 will be represented on his jersey with a patch, similar to what Cushenberry did in 2019. **Moore**, in his second year at LSU, joined the Tigers prior to the 2025 season after transferring from Virginia Tech. A year ago, **Moore** started in all 13 games for the Tigers, earning SEC Offensive Lineman of the Week honors in the season-opening win over Clemson. He went on to play 623 offensive snaps, allowing just one sack all season. Off the field, **Moore** has twice earned conference academic honor roll status, first in 2023 at Virginia Tech and then last year with the Tigers. He graduated from LSU over the summer and will also wear an SEC Grad Patch on his jersey this season. The No. 18 is among the three most iconic numbers in LSU football history, joining retired No. 20 and No. 7. Billy Cannon – LSU's first Heisman Trophy winner – had his No. 20 retired following the 1959 season. Cannon's No. 20 is the only number retired in LSU football history.

About LSU's No. 18
When it comes to LSU football, the No. 18 is synonymous with excellence on and off the field. It's about having the respect of your teammates and coaches. It's about being a role model to those in the locker room and the kids who adore the Tigers. No. 18 is much more than a number, it's an identity that's been established by those who have worn the jersey. The No. 18 comes with the responsibility of being selfless and doing the right thing when no one is looking. No. 18 epitomizes LSU football and the longstanding tradition that makes the Fighting Tigers one of the most powerful brands in the sport. LSU's No. 18 jersey hangs in the College Football Hall of Fame and its story is told there. The No. 18 and the player who dons that jersey each year is LSU Football.

Past No. 18s (since tradition started in 2003)

QB Matt Mauck (2003)
RB Jacob Hester (2004-07)
TE Richard Dickson (2008-09)
RB Richard Murphy (2010)
S Brandon Taylor (2011)
DT Bennie Logan (2012)
LB Lamin Barrow (2013)
RB Terrence Magee (2014)
CB Tre'Davious White (2015-16)
DT Christian LaCouture (2017)
TE John David Moore (2017)
TE Foster Moreau (2018)
DE/OLB K'Lavon Chaisson (2019)
C Lloyd Cushenberry III (2019)
RB Chris Curry (2020)
LB Damone Clark (2020-21)
LB BJ Ojulari (2022)
DT Mekhi Wingo (2023)
LB Greg Penn (2024)
RB Josh Williams (2024)
QB Garrett Nussmeier (2025)
C Braelin Moore (2026)

Weeks and Green To Wear No. 7 This Year
Standout linebacker **Whit Weeks** and dynamic tight end **Trey'Dez Green** will wear No. 7 this year for LSU. They were presented the jerseys by former LSU great and No. 7 Leonard Fournette at a team meeting on Aug. 26. The No. 7 jersey is one of three iconic numbers for LSU, joining the retired No. 20 uniform worn by Heisman Trophy winner Billy Cannon along with No. 18. The No. 18 was awarded to center **Braelin Moore** on Tuesday. The No. 7 is given to a playmaker, a relentless competitor with no quit in him. It's a player that others on the field look at to stem the tide, make a big play, and always leads by example. **Weeks** and **Green** have both carried those traits during their LSU career. **Weeks**, in his third season as a starter for the Tigers, has been one of the most productive linebackers in program history. He earned first-team All-SEC honors in 2024 after ranking No. 2 in the league in tackles with 125. In 32 career games, **Weeks** has tallied 205 tackles, 16.5 tackles for loss and five sacks. A permanent team captain in 2025, **Weeks** has earned SEC Defensive Player of the Week twice during his career. **Green**, one of the nation's most dynamic pass-catching tight ends, is a preseason All-America entering the 2026 season. In two years, he's already set the program record for career touchdowns receptions by a tight end with 11. Last year, he set the school mark for TD receptions by a tight end with seven. Worn by past LSU greats in quarterback Bert Jones and linebackers Trev Faulk and Ali Highsmith, the No. 7 tradition started in 2008 when Patrick Peterson joined the program and went on to be one of the most decorated defensive backs in school history, winning the Thorpe and Bednarik Awards in 2010. From there, Peterson handed the No. 7 down to defensive back Tyrann Mathieu, who went on to claim the Bednarik Award in 2011 after helping the Tigers to the SEC Championship and a berth in the BCS National Championship Game that year. From there, the tradition was born with some of the great players in LSU history wearing the number, a group that includes All-Americas in Leonard Fournette, Grant Delpit, Ja'Marr Chase, Derek Stingley and Will Campbell.

NOTEBOOK

LSU No. 7 (since tradition started in 2008)

CB Patrick Peterson (2008-10)
CB Tyrann Mathieu (2011)
RB Leonard Fournette (2014-16)
WR DJ Chark (2017)
S Grant Delpit (2019)
WR Ja'Marr Chase (2020)
CB Derek Stingley Jr. (2021)
WR Kayshon Boutte (2022)
OT Will Campbell (2023, 2024)
LB Harold Perkins (2024, 2025)
LB Whit Weeks (2026)
TE Trey'Dez Green (2026)

ASSISTANT COACHES



Blake Baker
Defensive Coordinator

YEAR AT LSU: Fourth
BIRTHDATE: July 10, 1982
HOMETOWN: Houston, Texas
WIFE: Roslyn
CHILDREN: Anderson, Byron, and Brady
COLLEGE: Tulane, 2008



Joe Cox
Co-Offensive Coordinator/Tight Ends

YEAR AT LSU: First
BIRTHDATE: November 27, 1986
HOMETOWN: Charlotte, N.C.
WIFE: Erica
CHILDREN: Avery, Jace, Tate
COLLEGE: Georgia, 2009



James Cregg
Run Game Specialist - Offensive Line

YEAR AT LSU: Fourth
BIRTHDATE: August 18, 1973
HOMETOWN: Syracuse, N.Y.
WIFE: Dayna
CHILDREN: McKenzie
COLLEGE: Colorado State, 1997



Joe Houtson
Special Teams Coordinator

YEAR AT LSU: First
HOMETOWN: Redondo Beach, Calif.
COLLEGE: USC, 2010



Sawyer Jordan
Inside Wide Recievers Coach

YEAR AT LSU: First
HOMETOWN: Conway, S.C.
WIFE: Caitlin
COLLEGE: Clemson, 2018



Chris Kiffin
Co-Defensive Coordination/Linebackers

YEAR AT LSU: First
BIRTHDATE: January 19, 1982
HOMETOWN: Raleigh, N.C.
WIFE: Angela
CHILDREN: Bella, Grace, Taylor, Christian
COLLEGE: Colorado State, 2005



Sterling Lucas
Defensive Line Coach

YEAR AT LSU: First
BIRTHDATE: January 17, 1990
HOMETOWN: Orangeburg, S.C.
WIFE: Brittany
CHILDREN: Londyn, Ari, Nova, Zuri
COLLEGE: North Carolina State



George McDonald
Passing Game Coordinator/Wide Recievers

YEAR AT LSU: First
BIRTHDATE: May 10, 1976
HOMETOWN: Fort Wayne, Ind.
WIFE: Heather
CHILDREN: Roman, Maverick
COLLEGE: Illinois, 1999

ASSISTANT COACHES



Jake Olsen
Safeties Coach

YEAR AT LSU: Third
BIRTHDATE: October 11, 1989
HOMETOWN: Hillsboro, N.D.
COLLEGE: Valley City (N.D.) State, 2012



Kevin Peoples
Interior Defensive Line Coach

YEAR AT LSU: Third
BIRTHDATE: August 21, 1970
HOMETOWN: Butte, Mont.
WIFE: Rebecca
COLLEGE: Carroll College, 1992



Corey Raymond
Secondary Coach

YEAR AT LSU: Third
BIRTHDATE: September 28, 1969
HOMETOWN: New Iberia, La.
CHILDREN: Cody, Ariel, Christopher, Madison
COLLEGE: LSU, 1993



Kevin Smith
Assistant Head Coach/Running Backs

YEAR AT LSU: First
BIRTHDATE: December 17, 1986
HOMETOWN: Miami, Fla.
WIFE: Tisha
CHILDREN: Kevin Jr., Dennis, Kai, Dennisha, Summer, Paris
COLLEGE: UCF, 2015



Lou Spanos
Assistant Defensive Line/Pass Rush Specialist

YEAR AT LSU: First
BIRTHDATE: March 27, 1971
HOMETOWN: Dormont, Pa.
WIFE: Timme
CHILDREN: Zachary, Caleb, Gabriella
COLLEGE: Tulsa, 1994



Dane Stevens
Quarterbacks

YEAR AT LSU: First
BIRTHDATE: April 16, 1996
HOMETOWN: Marietta, Ga.
COLLEGE: Southern California, 2013?



Charlie Weis Jr.
Offensive Coordinator

YEAR AT LSU: First
BIRTHDATE: April 29, 1993
HOMETOWN: South Bend, Ind.
WIFE: Jen
CHILDREN: Mav, Axe, Cannon
COLLEGE: Kansas, 2015



Eric Wolford
Offensive Line

YEAR AT LSU: First
BIRTHDATE: April 5, 1971
HOMETOWN: Youngstown, Ohio
WIFE: Melinda
CHILDREN: Stone and Marlee
COLLEGE: Kansas State, 1994

GAME-BY-GAME NOTABLES

OPPONENT	CAPTAINS	COIN TOSS	KICKOFF/ RECEIVE	LSU 1ST POSS.	GAME TIME (CT)	GAME LENGTH	JERSEYS	RESULT
Clemson	Wh. Weeks, Green, Seaton, Benefield	Loss	Recieve	Int	8:40 p.m.	3:16	White	W 51-10
Louisiana Tech	Ross, Leavitt, Wilson III, Moore	Won	Receive	Punt	6:32 p.m.	3:27	Purple	W 45-14
at Ole Miss	Wh. Weeks, Green, Seaton, Benefield	Won	Kick	Punt	6:49 p.m.	3:37	White	L 32-24
Texas A&M	Wh. Weeks, Umanmielen, Moore, Dottery	Loss	Recieve	Punt	6:44 p.m.	3:19	White	W 35-6
McNeese	Berry, Jo. Jackson, Carpenter	Loss	Kick	TD	6:55 p.m.	3:16	Purple	W 63-14
at Kentucky	Umanmielen, Benefield, Davis, Seaton	Loss	Recieve	FG	6:10 p.m.	3:48	White	L 35-34
Mississippi State	Benefield, Moore, Davis, Woodland	Loss	Kick	TD	11:08 a.m.	3:12	White	W 31-0
at Auburn	Benefield, Green, Moore, Seaton	Won	Kick	FG	11:07 a.m	3:33	White	W 38-17
Alabama	Benefield, Green, Davis, Seaton	Won	Kick	FG	2:50 p.m.	3:14	White	L 31-13
Texas	Borderlon, Carpenter, Weeks	Won	Kick	FG	6:49 p.m.	3:34	White	L 22-21
at Tennessee	Benefield, Dottery, Green, Moore	Won	Kick	Fumble	2:45 p.m.	3:54	White	L 27-13
at Arkansas								

LSU CAREER STARTS/PARTICIPATION

GAMES PLAYED/STARTS

	2022	2023	2024	2025	2026	Total	Consec.Starts
Brayden Allen, WR	--	--	--	--	7/0	7/0	--
JC Anderson,TE	--	--	--	--	1/0	1/0	--
Richard Anderson, DT	--	--	--	--	7/0	7/0	--
Aidan Anding, CB	--	--	--	8/0	--	8/0	--
Joey August, DT	--	--	--	1/0	--	1/0	--
Braden Augustus, OL	--	--	--	1/0	1/0	2/0	--
Aliou Bah, OL	--	--	--	--	11/11	11/11	11
Corey Barber Jr., WR	--	--	--	--	10/0	10/0	--
Ty Benefield, S	--	--	--	--	11/11	11/11	11
Harlem Berry, RB	--	--	--	13/6	11/0	24/6	--
Malik Blocton, DT	--	--	--	--	11/0	11/0	--
Bo Bordelon, OL	3/0	13/0	13/1	13/0	11/3	53/4	--
Brett Bordelon, OL	--	--	--	1/0	1/0	2/0	--
Jaiden Braker, LB	--	--	--	5/0	2/0	7/0	--
Brandon Brown, DT	--	--	--	--	5/0	5/0	--
Jayce Brown, WR	--	--	--	--	5/0	5/0	--
Jaylen Brown, DE	--	--	--	--	1/0	1/0	--
Lamar Brown, DE	--	--	--	--	9/0	9/0	--
Tre' Brown, WR	--	--	--	--	11/0	11/0	--
Nolon Buckels, WR	--	--	--	--	1/0	1/0	--
Dylan Carpenter, DE	--	3/0	7/0	10/0	11/0	31/0	--
Grant Chadwick, P	--	--	--	13/0	11/0	24/0	--
Landen Clark, QB	--	--	--	--	9/0	9/0	--
Kolaj Cobbins, DE	--	--	2/0	7/0	10/0	19/0	--
Tamarcus Cooley, S	--	--	--	13/13	11/11	24/24	24
Aidan Corbello, PK	--	--	--	--	--	--	--
Hayden Craig, P	--	--	--	--	--	--	--
Landon Craig, TE	--	--	--	--	--	--	--
Weston Davis, OT	--	--	4/0	12/10	11/11	27/21	13
Faheem Delane, S	--	--	--	--	7/0	7/0	--
Mason Dossett, S	--	--	--	--	1/0	1/0	--
TJ Dottery, LB	--	--	--	--	11/11	11/11	11
Caden Durham, RB	--	--	12/6	12/6	8/0	32/12	--
Joseph Ebun, RB	--	--	--	4/0	1/0	5/0	--
Dez Ellis, CB	--	--	--	--	--	--	--
Malik Elzy, WR	--	--	--	--	11/1	11/1	--
Havon Finney Jr., CB	--	--	--	--	7/0	7/0	--
Hayes Fuqua, OL	--	--	--	--	1/0	1/0	--
Stacy Gage, RB	--	--	--	--	7/0	7/0	--
Rod Gainey Jr., RB	--	--	--	--	1/0	1/0	--
Deuce Geralds, DT	--	--	--	--	11/11	11/11	11
Theo Grace, LB	--	--	--	--	--	--	--
Zach Grace, TE	--	--	--	--	11/4	11/4	1
Stephiylan Green, DT	--	--	--	--	11/10	11/10	11
Trey'Dez Green, TE	--	--	13/2	11/6	7/7	31/15	4
Raycine Guillory Jr., RB	--	--	--	--	--	--	--
Aiden Hall, S	--	--	--	--	--	--	--
Silas Hall, LS	--	--	--	12/0	11/0	23/0	--
Devin Harper, OT	--	--	--	--	11/0	11/0	--
Jackson Harris, WR	--	--	--	--	11/10	11/10	10
Trenton Henderson, DE	--	--	--	--	6/0	6/0	--
Gavin Higgins, PK	--	--	--	--	--	--	--
Tyree Holloway, WR	--	--	--	--	5/0	5/0	--
John Hurley, S	--	--	--	--	5/0	5/0	--
Jake Ibieta, LB	--	1/0	--	--	--	1/0	--
Ja'Keem Jackson, CB	--	--	--	--	9/0	9/0	--

	2022	2023	2024	2025	2026	Total	Consec.Starts
Josh Jackson, WR	--	--	--	--	1/0	1/0	--
Treylan James, CB	--	--	--	--	3/0	3/0	--
CJ Jimcoily, S	--	--	--	13/0	9/0	21/0	--
Cayden Jones, QB	--	--	--	--	--	--	--
Dilin Jones, RB	--	--	--	--	11/11	11/11	11
JaKolby Jones, OT	--	--	--	--	--	--	--
Ja'Mard Jones Jr., OL	--	--	--	--	1/0	1/0	--
Davhon Keys, LB	--	--	12/4	13/5	11/7	36/16	7
Seth Knothe, DB	--	--	--	--	9/0	9/0	--
JD LaFleur, TE	--	--	--	--	1/0	1/0	--
Adrian Lamb, OL	--	--	--	--	--	--	--
James Larson, TE	--	--	--	--	1/0	1/0	--
Sam Leavitt, QB	--	--	--	--	11/11	11/11	11
Husan Longstreet, QB	--	--	--	--	4/0	4/0	--
Jabari Mack, WR	--	--	--	--	7/0	7/0	--
Kaden Martin, QB	--	--	--	--	1/0	1/0	--
Brysten Martinez, OT	--	--	--	--	11/0	11/0	--
Dominic McKinley, DT	--	--	10/0	13/2	11/1	34/3	1
Ryan Miret, OL	--	--	--	--	7/0	7/0	--
Braelin Moore, OL	--	--	--	12/12	11/11	23/23	23
Keylan Moses, LB	--	--	--	1/0	1/0	2/0	--
Roman Mothershed, TE	--	--	--	--	11/1	11/1	--
Mack Mulhern, LS	--	--	--	--	11/0	1/0	--
Sean Perret, PK	--	--	--	--	--	--	--
Emari Peterson, CB	--	--	--	--	--	--	--
DJ Pickett, CB	--	--	--	13/3	11/11	24/14	12
Gabriel Reliford, DE	--	--	13/1	4/0	2/0	19/1	--
Jordan Ross, DE	--	--	--	--	11/11	11/11	11
Charles Ross II, LB	--	--	--	12/0	4/0	16/0	--
William Satterwhite II, OL	--	--	--	--	11/8	11/8	8
Jordan Seaton, OT	--	--	--	--	11/11	11/11	11
Damien Shanklin, DE	--	--	--	5/0	--	5/0	--
Tylen Singleton, LB	--	--	4/0	13/1	7/0	24/1	--
Dashawn Spears, S	--	--	13/3	13/1	3/3	29/7	--
Ja'Quan Sprinkle, OL	--	--	--	--	3/0	3/0	--
Christian Stamps, OL	--	--	--	--	--	--	--
Scott Starzyk, PK	--	--	--	--	11/0	11/0	--
Darrin Strey, OT	--	--	--	--	11/0	11/0	--
Jhase Thomas, S	--	--	--	5/0	11/8	16/8	8
Malachi Thomas, TE	--	--	--	--	10/0	10/0	--
Solomon Thomas, OT	--	--	--	--	--	--	--
Sean Thompkins Jr., OT	--	--	--	--	9/0	9/0	--
Michael Turner Jr., CB	--	--	4/0	7/0	11/0	22/0	--
Princewill Umanmielen, DE	--	--	--	--	11/11	11/11	11
Craig Walton Jr., CB	--	--	2/0	--	--	2/0	--
Isaiah Washington, S	--	--	--	--	5/0	5/0	--
Shone Washington, DT	--	--	12/0	7/0	10/0	29/0	--
Winston Watkins Jr., WR	--	--	--	--	10/10	10/10	--
Whit Weeks, LB	--	11/3	13/11	8/8	4/4	36/26	--
Zach Weeks, LB	--	--	--	5/0	5/0	10/0	--
Jackson Williams, S	--	--	--	--	--	--	--
Lavonte Williams, DB	--	--	--	--	--	--	--
Eugene Wilson III, WR	--	--	--	--	11/11	11/1100	11
PJ Woodland, CB	--	--	13/2	13/13	11/11	37/26	24
Achilles Woods, DT	--	--	--	--	--	--	--
Phillip Wright III, WR	--	--	--	1/0	2/0	3/0	--

GAME-BY-GAME PARTICIPATION

NO.	PLAYER	GP/GS	CLEM	LT	OM	A&M	MCN	UK	MS	AU	BAMA	TEX	TENN	ARK
0	Tamarcus Cooley	11/11	START	START	START	START	START	START	START	START	START	START	START	
1	Princewill Umanmielen	11/11	START	START	START	START	START	START	START	START	START	START	START	
1	Jayce Brown	5/0	XXX	XXX	XXX	XXX	XXX	-	-	-	-	-	-	
2	Ty Benefield	11/11	START	START	START	START	START	START	START	START	START	START	START	
2	Tre' Brown	11/0	XXX	XXX	XXX	XXX	XXX	XXX	XXX	XXX	XXX	XXX	XXX	
3	Eugene Wilson III	11/11	START	START	START	START	START	START	START	START	START	START	START	
3	Lamar Brown	9/0	XXX	XXX	-	XXX	XXX	XXX	XXX	XXX	XXX	XXX	-	
4	Jackson Harris	11/10	XXX	START	START	START	START	START	START	START	START	START	START	
5	DJ Pickett	11/11	START	START	START	START	START	START	START	START	START	START	START	
6	TJ Dottery	11/11	START	START	START	START	START	START	START	START	START	START	START	
6	Winston Wakins Jr.	10/10	START	START	START	START	START	START	START	START	START	START	-	
7	Trey'Dez Green	7/7	START	START	START	-	-	-	-	START	START	START	START	
7	Whit Weeks	4/4	START	START	START	START	-	-	-	-	-	-	-	
8	Husan Longstreet	4/0	XXX	-	-	-	XXX	-	-	XXX	-	-	-	
8	Ja'Keem Jackson	9/0	XXX	XXX	XXX	-	-	XXX	XXX	XXX	XXX	XXX	XXX	
10	Sam Leavitt	11/11	START	START	START	START	START	START	START	START	START	START	START	
10	Dashawn Spears	3/3	START	START	START	-	-	-	-	-	-	-	-	
11	Landen Clark	9/0	XXX	XXX	XXX	XXX	XXX	XXX	XXX	XXX	-	XXX	-	
11	PJ Woodland	11/11	START	START	START	START	START	START	START	START	START	START	START	
12	Malachi Thomas	10/0	XXX	XXX	XXX	XXX	XXX	XXX	XXX	XXX	XXX	XXX	-	
13	Faheem Delane	7/0	XXX	XXX	XXX	XXX	XXX	XXX	-	XXX	-	-	-	
13	Dilin Jones	11/11	START	START	START	START	START	START	START	START	START	START	START	
14	Roman Mothershed	11/1	XXX	XXX	XXX	XXX	XXX	XXX	START	XXX	XXX	XXX	XXX	
15	Phillip Wright III	2/0	XXX	XXX	-	-	-	-	-	-	-	-	-	
15	Jaiden Braker	2/0	-	-	-	-	XXX	-	XXX	-	-	-	-	
17	Damien Shanklin	0/0	-	-	-	-	-	-	-	-	-	-	-	
19	Gabriel Reliford	2/0	-	-	-	-	-	-	-	-	-	XXX	XXX	
19	Kaden Martin	1/0	-	-	-	-	XXX	-	-	-	-	-	-	
21	Michael Turner Jr.	11/0	XXX	XXX	XXX	XXX	XXX	XXX	XXX	XXX	XXX	XXX	XXX	
21	Cayden Jones	0/0	-	-	-	-	-	-	-	-	-	-	-	
22	Havon Finney Jr.	7/0	-	XXX	-	XXX	XXX	XXX	XXX	XXX	-	XXX	-	
22	Harlem Berry	11/0	XXX	XXX	XXX	XXX	XXX	XXX	XXX	XXX	XXX	XXX	XXX	
23	Stacy Gage	7/0	XXX	XXX	XXX	XXX	XXX	XXX	XXX	-	-	-	-	
23	Aidan Anding	0/0	-	-	-	-	-	-	-	-	-	-	-	
24	Joseph Ebun	1/0	-	-	-	-	XXX	-	-	-	-	-	-	
24	Tylen Singleton	7/0	-	-	-	XXX	XXX	XXX	-	XXX	XXX	XXX	XXX	
25	Rod Gainey Jr.	1/0	-	-	-	-	XXX	-	-	-	-	-	-	
25	Aiden Hall	0/0	-	-	-	-	-	-	-	-	-	-	-	
26	Charles Ross II	4/0	XXX	XXX	XXX	XXX	-	-	-	-	-	-	-	
26	Nolon Buckels	1/0	-	-	-	-	XXX	-	-	-	-	-	-	
27	Raycine Guillory Jr.	0/0	-	-	-	-	-	-	-	-	-	-	-	
27	Dez Ellis	0/0	-	-	-	-	-	-	-	-	-	-	-	
28	Jhase Thomas	11/8	XXX	XXX	XXX	START	START	START	START	START	START	START	START	
29	Jordan Ross	11/11	START	START	START	START	START	START	START	START	START	START	START	
29	Caden Durham	8/0	XXX	XXX	-	XXX	XXX	-	-	XXX	XXX	XXX	XXX	
30	Treylan James	3/0	-	-	-	-	XXX	-	XXX	XXX	-	-	-	
31	CJ Jimcoily	10/0	XXX	XXX	XXX	XXX	-	XXX	XXX	XXX	XXX	XXX	XXX	
32	Gavin Higgins	1/0	-	-	-	-	XXX	-	-	-	-	-	-	
32	Keylan Moses	1/0	-	-	-	-	XXX	-	-	-	-	-	-	
33	Isaiah Washington	5/0	-	-	-	XXX	XXX	XXX	XXX	XXX	-	-	-	
34	Mason Dossett	1/0	-	-	-	-	XXX	-	-	-	-	-	-	
35	Zach Weeks	5/0	XXX	XXX	-	XXX	XXX	-	XXX	-	-	-	-	
36	Emari Peterson	0/0	-	-	-	-	-	-	-	-	-	-	-	
36	Aidan Corbello	0/0	-	-	-	-	-	-	-	-	-	-	-	
37	Craig Walton Jr.	0/0	-	-	-	-	-	-	-	-	-	-	-	
38	Jackson Williams	0/0	-	-	-	-	-	-	-	-	-	-	-	
39	Mack Mulhern	11/0	XXX	XXX	XXX	XXX	XXX	XXX	XXX	XXX	XXX	XXX	XXX	
39	Lavonte Williams	0/0	-	-	-	-	-	-	-	-	-	-	-	
40	John Hurley	5/0	XXX	XXX	-	-	XXX	-	XXX	XXX	-	-	-	
41	Junior Tuihalamaka	11/0	XXX	XXX	XXX	XXX	XXX	XXX	XXX	XXX	XXX	XXX	XXX	
42	Davhon Keys	11/7	XXX	XXX	XXX	XXX	START	START	START	START	START	START	START	
43	Silas Hall	11/0	XXX	XXX	XXX	XXX	XXX	XXX	XXX	XXX	XXX	XXX	XXX	
44	Zach Grace	11/4	XXX	XXX	XXX	START	START	START	XXX	XXX	XXX	XXX	START	
45	Sean Perret	0/0	-	-	-	-	-	-	-	-	-	-	-	
46	Seth Knothe	9/0	XXX	-	XXX	XXX	-	XXX	XXX	XXX	XXX	XXX	XXX	
46	James Larson	1/0	-	-	-	-	XXX	-	-	-	-	-	-	
47	Malik Blocton	11/0	XXX	XXX	XXX	XXX	XXX	XXX	XXX	XXX	XXX	XXX	XXX	
47	JD LaFleur	1/0	-	-	-	-	XXX	-	-	-	-	-	-	
48	Kolaj Cobbins	10/0	XXX	XXX	XXX	XXX	XXX	-	XXX	XXX	XXX	XXX	XXX	
49	Theo Grace	0/0	-	-	-	-	-	-	-	-	-	-	-	
50	William Satterwhite II	11/8	XXX	XXX	XXX		START	START	START	START	START	START	START	
51	Ryan Miret	7/0	-	XXX	-	-	XXX	-	XXX	XXX	-	XXX	XXX	
52	Ja'Quan Sprinkle	3/0	XXX	XXX	-	-	XXX	-	-	-	-	-	-	
53	Hayes Faqua	1/0	-	-	-	-	XXX	-	-	-	-	-	-	
54	Ja'Mard Jones Jr.	1/0	.-	-	-	-	XXX	-	-	-	-	-	-	
55	Aliou Bah	11/11	START	START	START	START	START	START	START	START	START	START	START	
56	Jake Ibieta	0/0	-	-	-	-	-	-	-	-	-	-	-	

GAME-BY-GAME PARTICIPATION

NO.	PLAYER	GP/GS	CLEM	LT	OM	A&M	MCN	UK	MS	AU	BAMA	TEX	TENN	ARK
57	JaKolby Jones	0/0	-	-	-	-	-	-	-	-	-	-	-	
61	Braelin Moore	11/11	START	START	START	START	START	START	START	START	START	START	START	
65	Sean Thompkins Jr.	9/0	XXX	XXX	XXX	XXX	XXX	XXX	XXX	XXX	XXX	-	-	
67	Bo Bordelon	11/3	START	START	START	XXX	XXX	XXX	XXX	XXX	XXX	XXX	XXX	
68	Brett Bordelon	1/0	.-	-	-	-	XXX	-	-	-	-	-	-	
69	Darrin Strey	11/0	XXX	XXX	XXX	XXX	XXX	XXX	XXX	XXX	XXX	XXX	XXX	
70	Devin Harper	11/0	XXX	XXX	XXX	XXX	XXX	XXX	XXX	XXX	XXX	XXX	XXX	
71	Brysten Martinez	11/0	XXX	XXX	XXX	XXX	XXX	XXX	XXX	XXX	XXX	XXX	XXX	
73	Adrian Lamb	0/0	-	-	-	-	-	-	-	-	-	-	-	
74	Braden Augustus	1/0	-	-	-	-	XXX	-	-	-	-	-	-	
75	Weston Davis	11/11	START	START	START	START	START	START	START	START	START	START	START	
76	Christian Stamps	0/0	-	-	-	-	-	-	-	-	-	-	-	
77	Jordan Seaton	11/11	START	START	START	START	START	START	START	START	START	START	START	
80	Scott Starzyk	11/0	XXX	XXX`	XXX	XXX	XXX	XXX	XXX	XXX	XXX	XXX	XXX	
80	Brayden Allen	7/0	-	-	-	-	XXX	XXX	XXX	XXX	XXX	XXX	XXX	
81	Landon Craig	0/0	-	-	-	-	-	-	-	-	-	-	-	
83	Corey Barber Jr.	10/0	XXX	XXX	-	XXX	XXX	XXX	XXX	XXX	XXX	XXX	XXX	
84	Tyree Holloway	4/0	-	XXX	-	XXX	XXX	-	-	XXX	-	-	-	
85	Josh Jackson	1/0	-	-	-	-	XXX	-	-	-	-	-	-	
86	Jabari Mack	7/0	-	-	-	-	XXX	XXX	XXX	XXX	XXX	XXX	XXX	
87	JC Anderson	1/0	-	-	-	-	XXX	-	-	-	-	-	-	
87	Joey August	0/0	-	-	-	-	-	-	-	-	-	-	-	
88	Malik Elzy	11/1	START	XXX	XXX	XXX	XXX	XXX	XXX	XXX	XXX	XXX	XXX	
88	Richard Anderson	7/0	XXX	XXX	XXX	XXX	XXX	XXX	XXX	-	-	-	-	
90	Stephiylan Green	11/10	START	START	START	START	START	START	START	START	START	START	XXX	
90	Grant Chadwick	11/0	XXX	XXX	XXX	XXXX	XXX	XXX	XXX	XXX	XXX	XXX	XXX	
91	Trenton Henderson	6/0	-	XXX	-	XXX	XXX	-	XXX	XXX	XXX	-	-	
92	Brandon Brown	5/0	-	XXX	-	XXX	XXX	XXX	-	XXX	-	-	-	
93	Jaylen Brown	1/0	-	XXX	-	-	-	-	-	-	-	-	-	
95	Shone Washington	10/0	-	XXX	XXX	XXX	XXX	XXX	XXX	XXX	XXX	XXX	XXX	
96	Dominick McKinley	11/1	XXX	XXX	XXX	XXX	XXX	XXX	XXX	XXX	XXX	XXX	START	
97	Dylan Carpenter	11/0	XXX	XXX	XXX	XXX	XXX	XXX	XXX	XXX	XXX	XXX	XXX	
98	Achilles Woods	0/0	-	-	-	-	-	-	-	-	-	-	-	
99	Hayden Craig	0/0	-	-	-	-	-	-	-	-	-	-	-	
99	Deuce Geralds	11/11	START	START	START	START	START	START	START	START	START	START	START	

CAREER STARTS BY POSITION

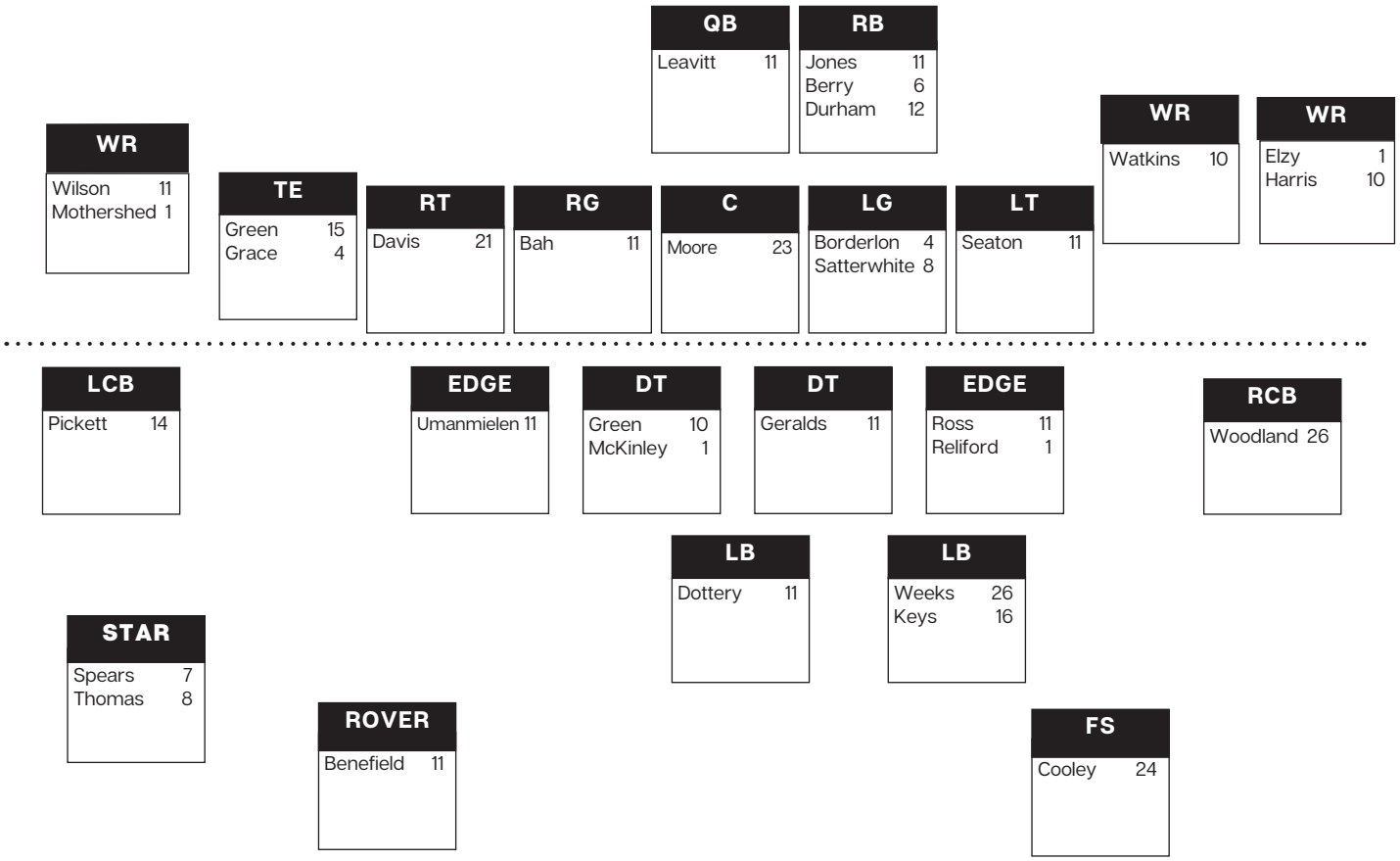

2026 OFFENSIVE GAME-BY-GAME STARTERS

GAME	LT	LG	C	RG	RT	TE	WR	WR	RB	WR	QB
Clemson	Seaton	Borderlon	Moore	Bah	Davis	Green	Wilson	Watkins	Jones	Elzy	Leavitt
Louisiana Tech	Seaton	Borderlon	Moore	Bah	Davis	Green	Wilson	Watkins	Jones	Harris	Leavitt
at Ole Miss	Seaton	Borderlon	Moore	Bah	Davis	Green	Wilson	Watkins	Jones	Harris	Leavitt
Texas A&M	Seaton	Satterwhite	Moore	Bah	Davis	Grace	Wilson	Watkins	Jones	Harris	Leavitt
McNeese	Seaton	Satterwhite	Moore	Bah	Davis	Grace	Wilson	Watkins	Jones	Harris	Leavitt
at Kentucky	Seaton	Satterwhite	Moore	Bah	Davis	Grace	Wilson	Watkins	Jones	Harris	Leavitt
Mississippi State	Seaton	Satterwhite	Moore	Bah	Davis	Mothershed (WR)	Wilson	Watkins	Jones	Harris	Leavitt
at Auburn	Seaton	Satterwhite	Moore	Bah	Davis	Green	Wilson	Watkins	Jones	Harris	Leavitt
Alabama	Seaton	Satterwhite	Moore	Bah	Davis	Green	Wilson	Watkins	Jones	Harris	Leavitt
Texas	Seaton	Satterwhite	Moore	Bah	Davis	Green	Wilson	Watkins	Jones	Harris	Leavitt
at Tennessee	Seaton	Satterwhite	Moore	Bah	Davis	Green	Wilson	Grace (TE)	Jones	Harris	Leavitt
at Arkansas											

2026 DEFENSIVE GAME-BY-GAME STARTERS

Game	EDGE	DT	DT	EDGE	LB	LB	CB	FS	ROVER	STAR	CB
Clemson	Umanmielen	Green	Geralds	Ross	Weeks	Dottery	Woodland	Cooley	Benefield	Spears	Pickett
Louisiana Tech	Umanmielen	Green	Geralds	Ross	Weeks	Dottery	Woodland	Cooley	Benefield	Spears	Pickett
at Ole Miss	Umanmielen	Green	Geralds	Ross	Weeks	Dottery	Woodland	Cooley	Benefield	Spears	Pickett
Texas A&M	Umanmielen	Green	Geralds	Ross	Weeks	Dottery	Woodland	Cooley	Benefield	Thomas	Pickett
McNeese	Umanmielen	Green	Geralds	Ross	Keys	Dottery	Woodland	Cooley	Benefield	Thomas	Pickett
at Kentucky	Umanmielen	Green	Geralds	Ross	Keys	Dottery	Woodland	Cooley	Benefield	Thomas	Pickett
Mississippi State	Umanmielen	Green	Geralds	Ross	Keys	Dottery	Woodland	Cooley	Benefield	Thomas	Pickett
at Auburn	Umanmielen	Green	Geralds	Ross	Keys	Dottery	Woodland	Cooley	Benefield	Thomas	Pickett
Alabama	Umanmielen	Green	Geralds	Ross	Keys	Dottery	Woodland	Cooley	Benefield	Thomas	Pickett
Texas	Umanimielen	Green	Geralds	Ross	Keys	Dottery	Woodland	Cooley	Benefield	Thomas	Pickett
at Tennessee	Umanmielen	McKinley	Geralds	Ross	Keys	Dottery	Woodland	Cooley	Benefield	Thomas	Pickett
at Arkansas											

TEAM STATISTICS

TEAM STATISTICS	LSU	OPP
Scoring	368	208
Points per game	33.5	18.9
Points Off Turnovers	65	20
First Downs	286	161
Rushing	108	70
Passing	160	73
Penalty	18	18
Rushing Yardage	1778	1064
Yards gained rushing	2063	1452
Yards lost rushing	285	388
Rushing attempts	433	358
Average per rush	4.1	3.0
Average per game	161.6	96.7
TDs Rushing	24	13
Passing Yardage	3390	1867
Comp-Att-Int	291-423-12	188-317-11
Average per pass	8.0	5.9
Average per catch	11.6	9.9
Average per game	308.2	169.7
TDs Passing	22	9
Total Offense	5168	2931
Total plays	856	675
Average per play	6.0	4.3
Average per game	469.8	266.5
Kick returns: #-Yards	5-82	8-176
Punt returns: #-Yards	10-66	15-189
Int returns: #-Yards	11-136	12-171
Kick return average	16.4	22.0
Punt return average	6.6	12.6
Int return average	12.4	14.3
Fumbles-Lost	15-7	12-4
Penalties-Yards	79-617	68-569
Average per game	56.1	51.7
Punts-Yards	38-1529	63-2848
Average per punt	40.2	45.2
Net punt average	35.5	42.9
Kickoffs-Yards	69-4448	46-2942
Average per kick	64.5	64.0
Net kick average	39.9	39.6
Time of possession / game	32:31	27:29
3rd-down conversion	78/163	49/159
3rd-down pct	48%	31%
4th-down conversion	15/24	7/17
4th-down pct	63%	41%
Sacks by-Yards	42-265	28-172
Misc Yards	0	0
Touchdowns scored	47	24
Field goals - attempts	13-17	13-17
On-Side kicks	0-1	0-0
Red-zone scores	(47-57) 82%	(25-31) 81%
Red-zone touchdowns	(36-57) 63%	(17-31) 55%
PAT-attempts	(45-45) 100%	(21-21) 100%
2-point conversion-attempts	(1-2) 50%	(2-3) 67%
Attendance	716247	321888
Games / Avg per game	7/102321	4/80472

Score by Periods

Team	1st	2nd	3rd	4th	OT	TOT
LSU	**98**	**91**	**113**	**59**	**7**	**368**
Opponents	**33**	**65**	**30**	**72**	**8**	**208**

GAME RESULTS

DATE	OPPONENT	SCORE	OVERALL	CONF	TIME	ATTEND
09/05/2026	Clemson	51-10	1-0	0-0	3:17	102,321
09/12/2026	Louisiana Tech	45-14	2-0	0-0	3:27	102,321
09/19/2026	at Ole Miss	24-32	2-1	0-1	3:38	70,033
09/26/2026	Texas A&M	35-6	3-1	1-1	3:19	102,321
10/03/2026	McNeese	63-14	4-1	1-1	3:16	102,321
10/10/2026	at Kentucky	34-35	4-2	1-2	3:48	61,897
10/17/2026	Mississippi State	31-0	5-2	2-2	3:12	102,321
10/24/2026	at Auburn	38-17	6-2	3-2	3:33	88,043
11/7/2026	Alabama	13-31	6-3	3-3	3:14	102,321
11/14/2026	Texas	21-22	6-4	3-4	3:34	102,321
11/21/2026	at Tennessee	13-27	6-5	3-5	3:54	101,915
11/28/2025	at Arkansas					

SCORING

	TD	FGS	PATS KICK	PATS RUSH	PATS RCV	PASS	DXP	SAF	POINTS
Scott Starzyk	-	13-17	45-45	-	-	-	-	-	84
Jackson Harris	9	-	-	-	-	-	-	-	54
Sam Leavitt	8	-	-	-	-	1	-	-	48
Dilin Jones	8	-	-	-	-	-	-	-	48
Landen Clark	4	-	-	-	-	-	-	-	24
Trey'Dez Green	3	-	-	-	-	-	-	-	18
Roman Mothershed	2	-	-	-	-	-	-	-	12
Stacy Gage	2	-	-	-	-	-	-	-	12
Winston Watkins Jr.	2	-	-	-	-	-	-	-	12
Corey Barber Jr.	2	-	-	-	-	-	-	-	12
Eugene Wilson III	1	-	-	-	-	-	-	-	6
Malik Elzy	1	-	-	-	-	-	-	-	6
Zach Grace	1	-	-	-	-	-	-	-	6
Jordan Ross	1	-	-	-	-	-	-	-	6
Phillip Wright III	1	-	-	-	-	-	-	-	6
Harlem Berry	1	-	-	-	-	-	-	-	6
Deuce Geralds	1	-	-	-	-	-	-	-	6
Malachi Thomas	-	-	-	-	1	-	-	-	2
Total	**47**	**13-17**	**45-45**	**0**	**1**	**1**	**0**	**0**	**368**
Opponents	**24**	**13-17**	**21-21**	**2**	**0**	**0**	**0**	**0**	**208**

TOTAL OFFENSE

	G	PLAYS	RUSH	PASS	TOTAL	AVG/G
Sam Leavitt	11	489	328	3019	3347	304.3
Dilin Jones	11	202	888	0	888	80.7
Landen Clark	9	56	87	235	322	35.8
Harlem Berry	11	32	202	0	202	18.4
Stacy Gage	8	21	166	0	166	20.8
Husan Longstreet	4	15	35	95	130	32.5
Jackson Harris	11	1	0	41	41	3.7
Caden Durham	8	12	36	0	36	4.5
Eugene Wilson III	11	9	32	0	32	2.9
Winston Watkins Jr.	10	5	18	0	18	1.8
Trey'Dez Green	7	2	7	0	7	1.0
Jayce Brown	5	1	4	0	4	0.8
Phillip Wright III	2	1	4	0	4	2.0
Deuce Geralds	11	1	1	0	1	0.1
Corey Barber Jr.	10	1	-1	0	-1	-0.1
Team	11	0	-29	0	-29	-2.6
Total	**11**	**856**	**1778**	**3390**	**5168**	**469.8**
Opponents	**11**	**675**	**1064**	**1867**	**2931**	**266.5**

RUSHING

	GP	ATT	GAIN	LOSS	NET	AVG	TD	LG	AVG/G
Dilin Jones	11	202	942	54	888	4.4	8	46	80.7
Sam Leavitt	11	110	485	157	328	3.0	8	18	29.8
Harlem Berry	11	32	211	9	202	6.3	1	46	18.4
Stacy Gage	8	21	168	2	166	7.9	2	46	20.8
Landen Clark	9	24	104	17	87	3.6	4	14	9.7
Caden Durham	8	12	39	3	36	3.0	0	12	4.5
Husan Longstreet	4	5	35	0	35	7.0	0	17	8.8
Eugene Wilson III	11	8	32	0	32	4.0	0	9	2.9
Winston Watkins Jr.	10	5	28	10	18	3.6	0	14	1.8
Trey'Dez Green	7	2	7	0	7	3.5	0	6	1.0
Jayce Brown	5	1	4	0	4	4.0	0	4	0.8
Phillip Wright III	2	1	4	0	4	4.0	0	4	2.0
Deuce Geralds	11	1	1	0	1	1.0	1	1	0.1
Rod Gainey Jr.	1	2	3	3	0	0.0	0	3	0.0
Corey Barber Jr.	10	1	0	1	-1	-1.0	0	0	-0.1
Team	11	6	0	29	-29	-4.8	0	0	-2.6
Total	**11**	**433**	**2063**	**285**	**1778**	**4.1**	**24**	**46**	**161.6**
Opponents	**11**	**358**	**1452**	**388**	**1064**	**3.0**	**13**	**77**	**96.7**

PASSING

	GP	EFFIC	CMP-ATT-INT	PCT	YARDS	TD	LONG	AVG/G
Sam Leavitt	11	149.0	269-379-12	71.0	3019	20	70	274.5
Landen Clark	9	115.8	14-32-0	43.8	235	1	38	26.1
Husan Longstreet	4	149.8	7-10-0	70.0	95	0	33	23.8
Eugene Wilson III	11	0.0	0-1-0	0.0	0	0	0	0.0
Jackson Harris	11	774.4	1-1-0	100.0	41	1	41	3.7
Total	**11**	**147.6**	**291-423-12**	**68.8**	**3390**	**22**	**70**	**308.2**
Opponents	**11**	**111.2**	**188-317-11**	**59.3**	**1867**	**9**	**67**	**169.7**

RECEIVING

	GP	NO.	YARDS	AVG	TD	LONG	AVG/G
Jackson Harris	11	57	871	15.3	9	70	79.2
Winston Watkins Jr.	10	41	517	12.6	2	36	51.7
Eugene Wilson III	11	45	484	10.8	1	53	44.0
Trey'Dez Green	7	41	478	11.7	3	26	68.3
Dilin Jones	11	44	275	6.3	0	20	25.0
Corey Barber Jr.	10	15	142	9.5	2	23	14.2
Malik Elzy	11	9	115	12.8	1	25	10.5
Roman Mothershed	11	7	96	13.7	2	41	8.7
Tre Brown	11	5	91	18.2	0	38	8.3
Jayce Brown	5	8	89	11.1	0	18	17.8
Zach Grace	11	6	77	12.8	1	22	7.0
Phillip Wright III	2	3	70	23.3	1	33	35.0
Tyree Holloway	4	2	37	18.5	0	21	9.3
Harlem Berry	11	2	22	11.0	0	15	2.0
Stacy Gage	8	4	19	4.8	0	5	2.4
Caden Durham	8	1	4	4.0	0	4	0.5
Josh Jackson	1	1	3	3.0	0	3	3.0
Total	**11**	**291**	**3390**	**11.6**	**22**	**70**	**308.2**
Opponents	**11**	**188**	**1867**	**9.9**	**9**	**67**	**169.7**

ALL-PURPOSE

	GP	RUSH	RCV	PR	KR	IR	TOTAL	AVG/G
Dilin Jones	11	888	275	0	0	0	1163	105.7
Jackson Harris	11	0	871	0	9	0	880	80.0
Eugene Wilson III	11	32	484	66	0	0	582	52.9
Winston Watkins Jr.	10	18	517	0	0	0	535	53.5
Trey'Dez Green	7	7	478	0	0	0	485	69.3
Sam Leavitt	11	328	0	0	0	0	328	29.8
Harlem Berry	11	202	22	0	57	0	281	25.5
Stacy Gage	8	166	19	0	0	0	185	23.1
Corey Barber Jr.	10	-1	142	0	0	0	141	14.1
Malik Elzy	11	0	115	0	0	0	115	10.5
Roman Mothershed	11	0	96	0	0	0	96	8.7
Jayce Brown	5	4	89	0	0	0	93	18.6
Phillip Wright III	2	4	70	0	18	0	92	46.0
Tre Brown	11	0	91	0	0	0	91	8.3
Landen Clark	9	87	0	0	-2	0	85	9.4
Zach Grace	11	0	77	0	0	0	77	7.0
Caden Durham	8	36	4	0	0	0	40	5.0
Tyree Holloway	4	0	37	0	0	0	37	9.3
Husan Longstreet	4	35	0	0	0	0	35	8.8
Ty Benefield	11	0	0	0	0	31	31	2.8
Jordan Ross	11	0	0	0	0	30	30	2.7
DJ Pickett	11	0	0	0	0	30	30	2.7
Tamarcus Cooley	11	0	0	0	0	21	21	1.9
Ja'Keem Jackson	9	0	0	0	0	10	10	1.1
Michael Turner Jr.	11	0	0	0	0	10	10	0.9
Davhon Keys	11	0	0	0	0	4	4	0.4
Josh Jackson	1	0	3	0	0	0	3	3.0
Deuce Geralds	11	1	0	0	0	0	1	0.1
Team	11	-29	0	0	0	0	-29	-2.6
Total	**11**	**1778**	**3390**	**66**	**82**	**136**	**5452**	**495.6**
Opponents	**11**	**1064**	**1867**	**189**	**176**	**171**	**3467**	**315.2**

PUNT RETURNS

	NO.	YARDS	AVG	TD	LONG
Eugene Wilson III	10	66	6.6	0	27
Total	**10**	**66**	**6.6**	**0**	**27**
Opponents	**15**	**189**	**12.6**	**1**	**55**

INTERCEPTIONS

	NO.	YARDS	AVG	TD	LONG
Ty Benefield	3	31	10.3	0	31
Tamarcus Cooley	2	21	10.5	0	21
DJ Pickett	2	30	15.0	0	32
Ja'Keem Jackson	1	10	10.0	0	10
Jordan Ross	1	30	30.0	1	30
Michael Turner Jr.	1	10	10.0	0	10
Davhon Keys	1	4	4.0	0	4
Total	**11**	**136**	**12.4**	**1**	**32**
Opponents	**12**	**171**	**14.3**	**1**	**100**

KICK RETURNS

	NO.	YARDS	AVG	TD	LONG
Harlem Berry	3	57	19.0	0	20
Landen Clark	1	-2	-2.0	0	0
Phillip Wright III	1	18	18.0	0	18
Total	**5**	**82**	**16.4**	**0**	**20**
Opponents	**8**	**176**	**22.0**	**0**	**34**

FUMBLE RETURNS

	NO.	YARDS	AVG	TD	LONG
Jhase Thomas	1	22	22.0	0	22
Ty Benefield	1	10	10.0	0	10
Tamarcus Cooley	1	0	0.0	0	0
PJ Woodland	1	0	0.0	0	0
Total	**4**	**32**	**8.0**	**0**	**22**
Opponents	**7**	**39**	**5.6**	**0**	**35**

PUNTING

	NO.	YARDS	AVG	LONG	TB	FC	I20	50+	BLKD
Grant Chadwick	37	1487	40.2	55	0	8	7	5	0
Hayden Craig	1	42	42.0	42	0	0	1	0	0
Total	**38**	**1529**	**40.2**	**55**	**0**	**8**	**8**	**5**	**0**
Opponents	**63**	**2848**	**45.2**	**69**	**4**	**18**	**18**	**19**	**0**

KICKOFFS

	NO.	YARDS	AVG	TB	OB	RETN	NET	YDLN
Scott Starzyk	68	4388	64.5	58	1			
Gavin Higgins	1	60	60.0	0	0			
Total	**69**	**4448**	**64.5**	**58**	**1**	**7**	**39.9**	**25**
Opponents	**46**	**2942**	**64.0**	**35**	**3**	**5**	**39.6**	**25**

FIELD GOALS

	FG	PCT	01-19	20-29	30-39	40-49	50-99	LG	BLK
Scott Starzyk	13-17	76.5	0-0	9-10	1-2	3-4	0-1	49	0
Opponents	**13-17**	**76.5**	**0-0**	**4-5**	**2-2**	**4-5**	**3-5**	**53**	**0**

FG SEQUENCE

	LSU	OPPONENTS
Clemson	(49),48	(49)
Louisiana Tech	(29),(25),(23)	54
Ole Miss	(23)	(37),53
Texas A&M	24	(24),(53)
McNeese		
at Kentucky	(24),(24)	(28),42,26,(33)
Mississippi State	(26)	
at Auburn	(30)	(23)
Alabama	(23),56,(41)	(43)
Texas	38	(42),(41),(50)
at Tennessee	(44),(26)	(52),(23)
at Arkansas		

Numbers in (parentheses) indicate field goal was made.

DEFENSIVE LEADERS

		TACKLES				SACKS	PASS DEFENSE			FUMBLES		BLKD	
DEFENSIVE LEADERS	**GP**	**SOLO**	**AST**	**TOTAL**	**TFL-YDS**	**NO-YDS**	**INT-YDS**	**BU**	**QBH**	**RCV-YDS**	**FF**	**KICK**	**SAF**
TJ Dottery	11	42	42	84	3.5-11	0.5-6	0-0	5	6	0-0	2	0	0
Davhon Keys	11	37	37	74	8.5-48	3.5-30	1-4	3	3	0-0	0	0	0
Ty Benefield	11	23	34	57	5.5-43	5-41	3-31	3	3	1-10	1	0	0
Princewill Umanmielen	11	21	22	43	14-72	9.5-58	0-0	3	6	0-0	0	0	0
PJ Woodland	11	25	18	43	0-0	0-0	0-0	9	1	1-0	0	0	0
Tamarcus Cooley	11	26	14	40	1-11	1-11	2-21	3	0	1-0	0	0	0
Jhase Thomas	11	22	16	38	2.5-4	0-0	0-0	1	0	1-22	1	0	0
Deuce Geralds	11	17	18	35	5-26	5-26	0-0	1	4	0-0	1	0	0
DJ Pickett	11	28	7	35	2-12	1-9	2-30	7	0	0-0	0	0	0
Jordan Ross	11	17	18	35	10.5-45	6-32	1-30	8	8	0-0	1	0	0
Whit Weeks	4	10	13	23	2.5-6	0-0	0-0	1	3	0-0	0	0	0
Malik Blocton	11	12	11	23	4.5-13	1.5-6	0-0	0	2	0-0	0	0	0
Dominick McKinley	11	7	11	18	5.5-13	2.5-9	0-0	1	4	0-0	0	0	0
Stephiylan Green	11	5	11	16	3.5-12	1.5-8	0-0	0	2	0-0	0	0	0
Dylan Carpenter	11	6	7	13	3-11	2-7	0-0	0	4	0-0	0	0	0
Tylen Singleton	7	7	5	12	2.5-10	0-0	0-0	0	0	0-0	0	0	0
Kolaj Cobbins	10	4	7	11	0-0	0-0	0-0	1	1	0-0	0	0	0
Faheem Delane	7	2	8	10	1-2	0-0	0-0	1	0	0-0	0	0	0
Zach Weeks	5	2	8	10	0-0	0-0	0-0	0	0	0-0	0	0	0
Ja'Keem Jackson	9	5	3	8	0.5-2	0-0	1-10	2	0	0-0	0	0	0
CJ Jimcoily	10	2	6	8	1-5	1-5	0-0	0	1	0-0	0	0	0
Dashawn Spears	3	5	2	7	1-10	1-10	0-0	1	1	0-0	0	0	0
Lamar Brown	9	2	4	6	1-7	1-7	0-0	0	0	0-0	0	0	0
Jaiden Braker	2	1	5	6	0-0	0-0	0-0	0	0	0-0	0	0	0
Shone Washington	10	3	3	6	0-0	0-0	0-0	0	0	0-0	0	0	0
Junior Tuihalamaka	11	2	4	6	0-0	0-0	0-0	0	0	0-0	0	0	0
Michael Turner Jr.	11	2	2	4	0.5-1	0-0	1-10	1	0	0-0	0	0	0
Richard Anderson	7	1	2	3	0-0	0-0	0-0	0	2	0-0	0	0	0
Roman Mothershed	11	1	2	3	0-0	0-0	0-0	0	0	0-0	0	0	0
Jabari Mack	7	2	0	2	0-0	0-0	0-0	0	0	0-0	1	0	0
Jordan Seaton	11	1	1	2	0-0	0-0	0-0	0	0	0-0	0	0	0
Zach Grace	11	1	1	2	0-0	0-0	0-0	0	0	0-0	0	0	0
Sam Leavitt	11	2	0	2	0-0	0-0	0-0	0	0	0-0	0	0	0
Charles Ross II	4	1	1	2	1-3	0-0	0-0	0	0	0-0	0	0	0
James Larson	1	1	1	2	0-0	0-0	0-0	0	0	0-0	0	0	0
Havon Finney Jr.	7	2	0	2	0-0	0-0	0-0	0	0	0-0	0	0	0
Corey Barber Jr.	10	0	1	1	0-0	0-0	0-0	0	0	0-0	0	0	0
Malik Elzy	11	1	0	1	0-0	0-0	0-0	0	0	0-0	0	0	0
Tre Brown	11	1	0	1	0-0	0-0	0-0	0	0	0-0	0	0	0
Darrin Strey	11	1	0	1	0-0	0-0	0-0	0	0	0-0	0	0	0
Brandon Brown	5	0	1	1	0-0	0-0	0-0	0	0	0-0	0	0	0
Treylan James	3	0	1	1	0-0	0-0	0-0	0	0	0-0	0	0	0
Seth Knothe	9	0	1	1	0-0	0-0	0-0	0	0	0-0	0	0	0
Dilin Jones	11	1	0	1	0-0	0-0	0-0	0	0	0-0	0	0	0
Totals		**351**	**348**	**699**	**80-367**	**42-265**	**11-136**	**51**	**51**	**4-32**	**7**	**0**	**0**
Opponents		**471**	**400**	**871**	**71-274**	**28-172**	**12-171**	**42**	**41**	**7-39**	**8**	**0**	**0**

PASSING

	COMP-ATT-INT	PCT	YARDS	TD	LONG	SACK-YDS	EFFIC
#10 Sam Leavitt							
vs. Clemson	16-28-1	57.1	230	1	32	0-0	130.8
vs. Louisiana Tech	25-38-3	65.8	344	1	53	5-28	134.7
at Ole Miss	16-27-1	59.3	158	1	26	2-8	113.2
vs. Texas A&M	17-23-1	73.9	312	2	57	0-0	207.9
vs. McNeese	18-23-1	78.3	177	3	23	0-0	177.3
at Kentucky	25-34-1	73.5	275	2	22	3-22	155.0
vs. Mississippi State	31-38-0	81.6	289	4	27	1-6	180.2
at Auburn	32-45-0	71.1	387	3	70	0-0	165.4
vs. Alabama	35-47-1	74.5	380	0	32	4-29	138.1
vs. Texas	27-37-3	73.0	244	2	26	3-21	130.0
at Tennessee	27-39-0	69.2	222	1	30	7-31	125.51
at. Arkansas							
Totals	**269-379-12**	**71.0**	**3019**	**20**	**70**	**25-124**	**151.7**
#11 Landen Clark							
vs. Clemson	5-7-0	71.4	72	1	30	0-0	205.0
vs. Louisiana Tech	2-3-0	66.7	37	0	21	0-0	170.3
vs. Texas A&M	0-5-0	0.0	0	0	0	0-0	0.0
vs. McNeese	7-16-0	43.8	126	1	38	0-0	130.5
vs. Mississippi State	0-0-0	0.0	0	0	0	1-10	0.0
vs. Auburn	0-1-0	0.0	0	0	0	1-2	0.0
Totals	**14-32-0**	**43.8**	**235**	**1**	**38**	**1-12**	**101.2**
#8 Husan Longstreet							
vs. Clemson	1-1-0	100.0	33	0	33	0-0	94.6
vs. McNeese	6-9-0	66.7	62	0	18	0-0	124.5
Totals	**7-10-0**	**83.4**	**95**	**0**	**33**	**0-0**	**109.6**
#4 Jackson Harris							
vs. Kentucky	1-1-0	100.0	41	1	41	0-0	774.4
Totals	**1-1-0**	**100.0**	**41**	**1**	**41**	**0-0**	**774.4**
#3 Eugene Wilson							
vs. Alabama	0-1-0	0.0	0	0	0	0-0	0.0
Totals	**0-1-0**	**0.0**	**0**	**0**	**0**	**0-0**	**0.0**

RUSHING

PLAYER	NO-YDS/TD	CLEM	LT	OM	A&M	MCN	UK	MSST	AU	ALA	TEX	TENN	ARK
Dilin Jones	202-942/8	23-113/2	18-78/0	23-112/1	14-66/1	16-78/1	16-59/0	18-85/0	21-93/1	17-58/1	19-130/1	17-70/0	
Sam Leavitt	110-485/8	12-119/2	11-50/3	17-71/1	5-16/0	0-0/0	15-63/1	4-17/0	8-56/1	15-45/0	11-20/0	12-22/0	
Harlem Berry	32-211/1	4-9/0	1-4/0	0-0/0	7-58/0	15-125/1	3-9/0	1-3/0	1-0/0	0-0/0	0-0/0	0-0/0	
Stacy Gage	21-168/2	8-33/0	4-20/0	3-3/0	0-0/0	6-112/2	0-0/0	0-0/0	0-0/0	0-0/0	0-0/0	0-0/0	
Landen Clark	24-104/4	4-23/0	3-19/1	0-0/0	9-46/2	3-11/1	1-0/0	3-5/0	1-0/0	0-0/0	0-0/0	0-0/0	
Caden Durham	12-39/0	3-4/0	1-0/0	0-0/0	0-0/0	5-13/0	0-0/0	0-0/0	3-22/0	0-0/0	0-0/0	0-0/0	
Husan Longstreet	5-35/0	1-3/0	0-0/0	0-0/0	0-0/0	4-32/0	0-0/0	0-0/0	0-0/0	0-0/0	0-0/0	0-0/0	
Eugene Wilson III	8-32/0	1-9/0	1-1/0	0-0/0	1-3/0	0-0/0	0-0/0	2-9/0	0-0/0	0-0/0	0-0/0	3-10/0	
Winston Watkins Jr.	5-28/0	1-14/0	1-6/0	0-0/0	1-3/0	0-0/0	0-0/0	1-0/0	0-0/0	1-5/0	0-0/0	0-0/0	
Trey'Dez Green	2-7/0	0-0/0	2-7/0	0-0/0	0-0/0	0-0/0	0-0/0	0-0/0	0-0/0	0-0/0	0-0/0	0-0/0	
Jayce Brown	1-4/0	0-0/0	0-0/0	0-0/0	0-0/0	1-4/0	0-0/0	0-0/0	0-0/0	0-0/0	0-0/0	0-0/0	
Phillip Wright III	1-4/0	0-0/0	1-4/0	0-0/0	0-0/0	0-0/0	0-0/0	0-0/0	0-0/0	0-0/0	0-0/0	0-0/0	
Deuce Geralds	1-1/1	0-0/0	0-0/0	0-0/0	0-0/0	1-1/1	0-0/0	0-0/0	0-0/0	0-0/0	0-0/0	0-0/0	
Rod Gainey Jr.	2-0/0	0-0/0	0-0/0	0-0/0	0-0/0	2-0/0	0-0/0	0-0/0	0-0/0	0-0/0	0-0/0	0-0/0	
Corey Barber Jr.	1-0/0	0-0/0	0-0/0	0-0/0	0-0/0	0-0/0	0-0/0	1-0/0	0-0/0	0-0/0	0-0/0	0-0/0	
Team	6-(-29)/0	1-(-11)/0	0-0/0	0-0/0	0-0/0	1-(-4)/0	1-(-5)/0	1-(-1)/0	0-0/0	0-0/0	0-0/0	2-(-8)/0	

RECEIVING

PLAYER	NO-YDS/TD	CLEM	LT	OM	A&M	MCN	UK	MSST	AU	ALA	TEX	TENN	ARK
Jackson Harris	57-871/9	1-32/0	3-80/0	1-5/0	6-163/2	4-37/0	6-54/1	6-85/2	9-178/2	11-166/0	8-64/2	2-7/0	
Winston Watkins Jr.	41-517/2	7-110/1	5-43/0	3-54/1	5-107/0	3-40/0	6-62/0	4-31/0	4-40/0	2-11/0	2-19/0	0-0/0	
Eugene Wilson III	45-484/1	4-35/0	6-93/0	2-4/0	3-20/0	4-58/0	1-5/0	3-32/1	4-37/0	3-61/0	7-96/0	8-43/0	
Trey'Dez Green	41-478/3	4-58/0	6-104/1	4-60/0	0-0/0	0-0/0	0-0/0	0-0/0	5-50/1	10-85/0	5-49/0	7-72/1	
Dilin Jones	44-275/0	1-1/0	3-14/0	2-6/0	3-22/0	2-5/0	7-84/0	8-58/0	4-27/0	7-36/0	3-9/0	4-13/0	
Corey Barber Jr.	15-142/2	1-15/0	0-0/0	0-0/0	0-0/0	7-83/2	0-0/0	3-24/0	1-5/0	1-8/0	1-3/0	1-4/0	
Malik Elzy	9-115/1	0-0/0	0-0/0	1-6/0	0-0/0	1-25/0	0-0/0	2-20/1	1-11/0	0-0/0	0-0/0	4-53/0	
Roman Mothershed	7-96/2	0-0/0	0-0/0	0-0/0	0-0/0	2-12/1	2-56/1	1-9/0	1-6/0	1-13/0	0-0/0	0-0/0	
Tre Brown	5-91/0	0-0/0	0-0/0	0-0/0	0-0/0	3-50/0	1-11/0	0-0/0	0-0/0	0-0/0	0-0/0	1-30/0	
Jayce Brown	8-89/0	1-14/0	0-0/0	0-0/0	3-23/0	0-0/0	4-52/0	0-0/0	0-0/0	0-0/0	0-0/0	0-0/0	
Zach Grace	6-77/1	0-0/0	0-0/0	0-0/0	0-0/0	0-0/0	1-22/1	2-21/0	3-34/0	0-0/0	0-0/0	0-0/0	
Phillip Wright III	3-70/1	3-70/1	0-0/0	0-0/0	0-0/0	0-0/0	0-0/0	0-0/0	0-0/0	0-0/0	0-0/0	0-0/0	
Tyree Holloway	2-37/0	0-0/0	0-0/0	2-37/0	0-0/0	0-0/0	0-0/0	0-0/0	0-0/0	0-0/0	0-0/0	0-0/0	
Harlem Berry	2-22/0	0-0/0	0-0/0	0-0/0	0-0/0	0-0/0	2-22/0	0-0/0	0-0/0	0-0/0	0-0/0	0-0/0	
Stacy Gage	4-19/0	0-0/0	1-10/0	1-0/0	0-0/0	0-0/0	0-0/0	2-9/0	0-0/0	0-0/0	0-0/0	0-0/0	
Caden Durham	1-4/0	0-0/0	0-0/0	0-0/0	0-0/0	0-0/0	0-0/0	0-0/0	0-0/0	0-0/0	1-4/0	0-0/0	
Josh Jackson	1-3/0	0-0/0	0-0/0	0-0/0	0-0/0	1-3/0	0-0/0	0-0/0	0-0/0	0-0/0	0-0/0	0-0/0	

LSU CAREER HIGHS

RUNNING BACKS	ATTEMPTS (GM)	YARDS (GM)	TDS (GM)	LONG (GM)	100-YD GAMES
Caden Durham	21 (Florida, 2024)	128 (S. Ala., 2024)	3 (ARK, 2024)	86 (S. Ala., 2024)	2
Harlem Berry	18 (West Ky., 2025)	125 (MCNS, 2026)	1 (MCNS, 2026)	46 (MCNS, 2026)	1
Dilin Jones (@WISC, '24-'25)	23 (OM, 2026)	130 (TEXAS, 2026)	2 (AUB, 2026)	4 (TEXAS, 2026)	2
Stacy Gage (@UCF, '24-'25)	8 (CLEM, 2026)	112 (MCNS, 2026)	2 (MCNS, 2026)	46 (MCNS, 2026)	1

QUARTERBACKS	ATTEMPTS (GM)	COMPLETIONS (GM)	YARDS (GM)	TDS (GM)	LONG (GM)	INT (GM)
Sam Leavitt (@ASU, '24-'25)	47 (ALA, 2026)	35 (ALA, 2026)	388 (AUB, 2026)	4 (MSU, 2026)	70 (AUB, 2024)	3 (TEXAS, 2026)
Landen Clark (@ELON, '25)	29 (ETSU, 2025)	16 (Maine, 2025	249 (DAV, 2025)	4 (NCAT, 2025)	96, (CAMP, 2025)	2 (WCU, 2025)
Husan Longstreet (@USC '25)	9 (MCNS, 2026)	9 (MS, 2025)	69 (MS, 2025)	1 (MS, 2025)	25 (MS, 2025)	-

WIDE RECEIVERS/TIGHT ENDS	RECEPTIONS (GM)	YARDS (GM)	TDS (GM)	LONG (GM)	100-YARD GAMES
Trey'Dez Green	10 (ALA, 2026)	119 (USC, 2025)	2 (Baylor, 2024)	42 (Houston, 2025)	-
Malik Elzy (@ILL '23-'25)	3 (PSU, 2023)	51 (EIU, 2024)	1 (EIU, 2024)	34 (EIU, 2024)	
Jayce Brown (@KSTATE '23-'25)	12 (ND, 2025)	109 (ND, 2025)	2 (ISU, 2024)	65 (ISU, 2025)	
Tre' Brown (@ ODU '25)	5 (Troy, 2025)	138 (JMU, 2025)	2 (JMU, 2025)	71 (Marshall, 2025)	
Roman Mothershed (@TROY '24-'25)	8 (MEM, 2025)	58 (MEM, 2025	1 (UK, 2026)	41 (UK, 2026)	
Winston Watkins (@UM '25)	7 (CLEM, 2026)	111 (OU, 2025)	1 (CLEM, 2026)	43 (OU, 2025)	
Eugene Wilson III (@UF '23- '25)	11 (UGA, 2023)	141 (SAM, 2024)	2 (ARK, 2023)	85 (SAM, 2024)	
Jackson Harris(@STAN '23-24@HU '25)	11 (ALA, 2026)	178 (AUB, 2026)	3 (SDSU, 2025)	78 (UWYO, 2025)	8
Corey Barber Jr.	7 (MCNS, 2026)	83 (MCNS, 2026)	2 (MCNS, 2026)	23 (MCNS, 2026)	
Zach Grace	3 (AUB, 2026)	34 (AUB, 2026)	1 (UK, 2026)	22 (UK, 2026)	
Other Receivers					
Caden Durham	4 (OU, 2024)	89 (S. Ala., 2024)	1 (S. Ala., 2024)	71 (S. Ala., 2024)	
Dilin Jones (@WISC, '24-'25)	8 (MSU, 2026)	84 (UK, 2026)	-	20 (UK, 2026)	-

Field Goal History for Scott Starzyk

	YEAR	I20	20-29	30-39	40-49	50+	LONG
at Arkansas	2025	0-0	5-5	4-4	3-6	2-3	53 (TAMU)
at LSU	2026	0-0	9-10	1-2	3-4	0-1	49 (CLEM)

FG Streak: 2
Last Miss: vs. TEXAS (2026)

Career Placekicking for Scott Starzyk

	YEAR	PAT	PCT.	FG	PCT.	LG	PTS.
at Arkansas	2025	47-47	100%	14-18	77.7%	53	89
at LSU	2026	45-45	100%	13-17	76%	49	84

PAT Streak: 79
Last Miss: -

Career Punting for Grant Chadwick

	YEAR	NO.	YARDS	AVG.	I20	50+	FC	BL	LG
at Middle Tennessee	2024	51	2213	43.4	21	--	--	--	48
at LSU	2025	62	2834	45.7	21	21	22	--	7
at LSU	2026	37	1487	40.2	7	5	8	--	55

Career Kickoffs for Scott Starzyk

YEAR	NO.	YARDS	TB	OB
2026	68	4388	58	1

Career Punting for Hayden Craig

	YEAR	NO.	YARDS	AVG.	I20	50+	FC	BL	LG
at LSU	2026	1	42	42	1	0	0	--	42

TACKLERS

PLAYER, POS.	SOLO (G)	ASSIST (G)	TOTAL (G)	10+	TFL (G)	SACKS (G)
Whit Weeks, LB	11 (UM, 2024)	7 (VANDY, 2024)	18 (UM, 2024)	5	2.5 (OU, 2024)	1.5 (CLEM, 2026)
Dashawn Spears, S	6 (Houston, 2025)	4 (NSU, 2024)	9 (Houston, 2025)	--	1 (LATECH, 2026)	1 (LATECH, 2026))
PJ Woodland, CB	6 (AUB , 2026)	6 (Houston, 2025)	9 (AUB, 2026)	--	1 (NSU, 2024)	1 (Clemson, 2025)
Dylan Carpenter, EDGE	2 (MCNS, 2026)	2 (AUB, 2026)	4 (MCNS, 2026)	-	1.5 (CLEM, 2026)	1 (CLEM, 2026)
Kolaj Cobbins, EDGE	2(LATECH, 2026)	2 (TAMU, 2026)	3 (LATECH, 2026)	-	-	-
Dominick McKinley, DT	3 (OU, 2024)	3 (TEXAS, 2026))	3 (TEXAS, 2026)	-	2 (OU, 2024)	2 (OU, 2024)
Shone Washington, DT	1 (OM, 2026)	1 (TAMU 2026)	3 (NICH, 2024)	-	0.5 (VANDY, 2024)	0.5 (VANDY, 2024)
Davhon Keys, LB	9 (TENN, 2026)	9 (Houston, 2025)	15 (Florida, 2025)	7	2 (TENN, 2026)	1.5 (AUB, 2026)
Zach Weeks, LB	1 (MSU 2026)	3(MCNS, 2026)	4 (MCNS, 2026)	-	-	-
Tylen Singleton, LB	4 (MCNS, 2026)	6 (Houston, 2025)	9 (Houston, 2025)	-	1 (MCNS, 2026)	-
Jaiden Braker, LB	1 (SLU, 2025)	4 (MSU, 2026)	5 (MSU, 2026)	-	-	-
Tamarcus Cooley, S (@MD, '23; NCST, '24)	7 (ARK, 2025)	6 (Duke, 2024)	10 (Houston, 2025)	1	1.5 (OM, 2025)	1 (TAMU, 2026)
Ja'Keem Jackson, CB (@UF, '23-'24)	2 (TEXAS, 2026)	2 (Samford, 2024)	3 (TEXAS, 2026)	-	.5 (TEXAS, 2026)	-
DJ Pickett, CB	7 (OM, 2026)	3 (W. Ky., 2025)	7 (OM, 2026)	-	1 (AUB, 2026	1 (USC, 2025)
P. Umanmielen, EDGE (@NEB '23-'24, @OM '25)	4 (LATECH, 2026)	5 (CLEM, 2026)	6 (CLEM, 2026)	-	4 (LATECH, 2026)	3 (LATECH, 2026)
Jordan Ross, EDGE (@TENN '24-'25)	3 (TEXAS, 2026)	6 (ILL, 2025)	6 (MSU, 2026)	-	2.5 (MSU, 2026)	2 (AUB, 2026)
Stephiylan Green, DT (@CLEM '24-'25)	3 (App State, 2024)	5 (LSU, 2025)	6 (LSU, 2025)	-	2 (App State, 2024)	1 (TAMU, 2026)
Brandon Brown, DT	-	-	-	-	-	-
TJ Dottery, LB (@CLEM '22, @OM '23-'25)	11 (UK, 2026)	10 (MSU, 2026)	12 (MSU, 2026)	4	2 (CIT, 2025)	1 (Miami, 2025)
Charles Ross II, LB	1 (CLEM, 2026)	1 (CLEM, 2026)	2 (CLEM, 2026)	-	1 (CLEM, 2026)	-
Jhase Thomas, DB	4 (OM, 2026)	3 (TAMU, 2026)	5 (OM, 2026)	-	1 (AUB, 2026)	-
Ty Benefield, DB (@BSU '23-'25)	9 (Fresno St., 2025)	6 (TENN, 2026)	11 (USDS, 2025)	3	3 (EWU, 2025)	2 (USU, 2023)
Lamar Brown, DT	2 (AUB, 2026)	2 (LA Tech, 2026)	2 (LA Tech, 2026)	-	1 (AUB, 2026)	1 (AUB, 2026)
Faheem Delane, DB (@OSU, '25)	2 (RU, 2025)	4 (CLEM, 2026)	4 (CLEM, 2026)	-	1 (MCNS, 2026)	-
Havon Finney Jr., CB	1 (AUB, 2026)	-	1 (AUB, 2026)	-	.5 (AUB, 2026)	-
CJ Jim Coily, LB	2 (OM, 2025)	2 ((OM, 2026)	2 (OM, 2026)	-	-	-
Malik Blocton, DT(@AUB '24-'25)	6 (TENN, 2026)	3 (TAMU, 2025)	7 (TENN, 2026)	-	2 (TENN, 2026)	1 (UK, 2026)
Michael Turner Jr., CB	1 ((MCNS, 2026)	1 (MCNS, 2026)	2(MCNS, 2026)	-	-	-
Deuce Geralds, DT	4 (TAMU, 2026)	5 (MSU, 2026)	6 (MSU, 2026)	-	2 (TAMU, 2026)	1 (MCNS, 2026)
Junior Tuihalamaka (@ND '22-'25)	4 (SYR, 202)	4 (NAVY, 2024)	7 (NAVY, 2024)	-	2.5 (UGA, 2025)	1 (SYR, 2025)

LSU TEAM STATISTICS

		RUSHING				RECEIVING				PASSING				KICK RET				PUNT				TOT
DATE	OPPONENT	NO.	YDS	TD	LG	NO.	YDS	TD	LG	C-A-I	YDS	TD	LG	NO.	YDS	TD	LG	NO.	YDS	TD	LG	OFF
09/05/2026	Clemson	58	309	4	18	22	335	2	33	22-36-1	335	2	33	1	18	0	18	0	0	0	0	644
09/12/2026	Louisiana Tech	43	147	4	46	27	381	1	53	27-41-3	381	1	53	0	0	0	0	4	44	0	27	528
09/19/2026	at Ole Miss	43	172	2	20	16	158	1	26	16-27-1	158	1	26	1	20	0	20	0	0	0	0	330
09/26/2026	Texas A&M	38	194	3	36	17	312	2	57	17-28-1	312	2	57	0	0	0	0	1	-1	0	0	506
10/03/2026	McNeese	53	366	6	46	17	365	3	38	31-48-1	365	3	38	1	19	0	19	0	0	0	0	731
10/10/2026	at Kentucky	36	94	1	15	26	316	3	41	26-35-1	316	3	41	0	0	0	0	1	16	0	16	410
10/17/2026	Mississippi State	31	90	0	21	31	289	4	27	31-38-0	289	4	27	1	18	0	18	0	0	0	0	379
10/24/2026	at Auburn	34	164	2	16	32	388	3	70	32-46-0	388	3	70	0	0	0	0	0	0	0	0	552
11/7/2026	Alabama	33	77	1	10	35	380	0	32	35-48-1	380	0	32	0	0	0	0	3	5	0	11	457
11/14/2026	Texas	30	122	1	44	27	244	2	26	27-37-3	244	2	26	1	7	0	9	0	0	0	0	366
11/21/2026	at Tennessee	34	43	0	34	27	222	1	30	27-39-0	222	1	30	0	0	0	0	1	2	0	2	265
11/28/2026	at Arkansas																					
LSU		**433**	**1778**	**24**	**46**	**291**	**3390**	**22**	**70**	**291-423-12**	**3390**	**22**	**70**	**5**	**82**	**0**	**20**	**10**	**66**	**0**	**27**	**5168**
Opponents		**358**	**1064**	**13**	**77**	**188**	**1867**	**9**	**67**	**188-317-11**	**1867**	**9**	**67**	**8**	**176**	**0**	**34**	**15**	**189**	**1**	**55**	**2931**

		TACKLES				SACKS	FUMBLE		PASS DEFENSE			BLKD	PAT ATTEMPTS		OFF			
DATE	OPPONENT	SOLO	AST	TOTAL	TFL-YDS	NO-YDS	FF	FR-YDS	INT-YDS	QBH	BRUP	KICK	KICKS	RUSH	RCV	SAF	T/O	PTS
09/05/2026	Clemson	21	42	63	11.0-39	4-19	0	0-0	1-30	6	2	0	6-6	0	0	0	0	51
09/12/2026	Louisiana Tech	34	24	58	12.0-51	8-39	3	2-22	1-32	7	3	0	4-4	0	1	0	10	45
09/19/2026	at Ole Miss	36	24	60	3.0-26	2-22	0	0-0	1-10	8	4	0	3-3	0	0	0	7	24
09/26/2026	Texas A&M	23	44	67	7.0-51	4-41	0	0-0	2-10	4	5	0	5-5	0	0	0	0	35
10/03/2026	McNeese	23	28	51	7.0-26	3-16	0	0-0	1-21	2	6	0	9-9	0	0	0	7	63
10/10/2026	at Kentucky	46	12	58	3.0-11	1-6	0	0-0	0-0	5	4	0	4-4	0	0	0	0	34
10/17/2026	Mississippi State	34	52	86	7.0-25	4-15	2	0-0	1-0	2	8	0	4-4	0	0	0	7	31
10/24/2026	at Auburn	36	24	60	12.0-62	7-47	0	0-0	0-0	0	5	0	5-5	0	0	0	0	38
11/7/2026	Alabama	28	24	52	3.0-13	2-12	0	0-0	0-0	4	1	0	1-1	0	0	0	0	13
11/14/2026	Texas	28	42	70	8.0-32	4-23	0	0-0	3-27	8	6	0	3-3	0	0	0	14	21
11/21/2026	at Tennessee	40	34	74	7.0-31	2-21	2	2-10	1-4	2	7	0	1-1	0	0	0	13	13
11/28/2026	at Arkansas																	
LSU		**351**	**348**	**699**	**80.0-367**	**42-265**	**7**	**4-32**	**11-136**	**51**	**51**	**0**	**45-45**	**0**	**1**	**0**	**65**	**368**
Opponents		**471**	**400**	**871**	**71.0-274**	**28-172**	**8**	**7-39**	**12-171**	**41**	**42**	**0**	**21-21**	**2**	**0**	**0**	**20**	**208**

		PUNTING									FIELD GOALS			KICKOFFS				
DATE	OPPONENT	NO.	YDS	AVG	LONG	BLKD	TB	FC	50+	IN20	M-A	LONG	BLKD	NO.	YDS	AVG	TB	OB
09/05/2026	Clemson	2	57	28.5	30	0	0	2	0	2	1-2	49	0	9	595	66.1	6	0
09/12/2026	Louisiana Tech	3	130	43.3	50	0	0	1	1	2	3-3	29	0	9	585	65.0	8	0
09/19/2026	at Ole Miss	4	178	44.5	49	0	0	1	0	1	1-1	23	0	5	325	65.0	5	0
09/26/2026	Texas A&M	5	198	39.6	47	0	0	2	0	1	0-1	0	0	6	386	64.3	4	0
10/03/2026	McNeese	3	130	43.3	52	0	0	0	1	0	0-0	0	0	9	580	64.4	8	0
10/10/2026	at Kentucky	3	129	43.0	48	0	0	0	0	1	2-2	24	0	6	390	65.0	5	0
10/17/2026	Mississippi State	2	70	35.0	35	0	0	2	0	1	1-1	26	0	6	360	60.0	5	0
10/24/2026	at Auburn	3	100	33.3	42	0	0	0	0	0	1-1	30	0	7	450	64.3	6	1
11/7/2026	Alabama	1	46	46.0	46	0	0	0	0	0	2-3	41	0	4	260	65.0	4	0
11/14/2026	Texas	4	149	37.3	42	0	0	0	0	0	0-1	0	0	4	257	64.3	3	0
11/21/2026	at Tennessee	8	342	42.8	55	0	0	0	3	1	2-2	44	0	4	260	65.0	4	0
11/28/2026	at Arkansas																	
LSU		**38**	**1529**	**40.2**	**55**	**0**	**0**	**8**	**5**	**8**	**13-17**	**49**	**0**	**69**	**4448**	**64.5**	**58**	**1**
Opponents		**63**	**2848**	**45.2**	**69**	**0**	**4**	**18**	**19**	**18**	**13-17**	**53**	**0**	**46**	**2942**	**64.0**	**35**	**3**

OPPONENT TEAM STATISTICS

		RUSHING				RECEIVING				PASSING				KICK RET				PUNT RET				TOT
DATE	OPPONENT	NO.	YDS	TD	LG	NO.	YDS	TD	LG	C-A-I	YDS	TD	LG	NO.	YDS	TD	LG	NO.	YDS	TD	LG	OFF
09/05/2026	Clemson	26	40	1	11	14	105	0	25	14-22-1	105	0	25	3	65	0	24	0	0	0	0	145
09/12/2026	Louisiana Tech	31	-4	0	6	14	143	1	67	14-24-1	143	1	67	1	32	0	32	1	2	0	2	139
09/19/2026	at Ole Miss	25	63	2	22	33	363	2	36	33-48-1	363	2	36	0	0	0	0	1	0	0	2	426
09/26/2026	Texas A&M	33	91	0	16	10	106	0	27	10-27-2	106	0	27	1	0	0	0	2	5	0	5	197
10/03/2026	McNeese	30	102	1	64	8	94	1	43	8-17-1	94	1	43	0	0	0	0	3	31	0	28	196
10/10/2026	at Kentucky	32	155	3	77	23	246	0	35	23-36-0	246	0	35	1	20	0	20	2	61	1	55	401
10/17/2026	Mississippi State	42	170	0	33	16	121	0	22	16-26-1	121	0	22	1	34	0	34	0	0	0	0	291
10/24/2026	at Auburn	35	66	2	34	20	204	0	23	20-30-0	204	0	23	0	0	0	0	1	-1	0	0	270
11/7/2026	Alabama	29	79	1	10	17	206	3	57	17-24-0	206	3	57	0	0	0	0	1	32	0	32	285
11/14/2026	Texas	32	99	1	15	19	174	1	32	19-35-3	174	1	32	1	25	0	25	0	0	0	0	273
11/21/2026	at Tennessee	43	203	2	55	14	105	1	20	14-28-1	105	1	20	0	0	0	0	4	59	0	24	308
11/28/2026	at Arkansas																					
Opponents		**358**	**1064**	**13**	**77**	**188**	**1867**	**9**	**67**	**188-317-11**	**1867**	**9**	**67**	**8**	**176**	**0**	**34**	**15**	**189**	**1**	**55**	**2931**
LSU		**433**	**1778**	**24**	**46**	**291**	**3390**	**22**	**70**	**291-423-12**	**3390**	**22**	**70**	**5**	**82**	**0**	**20**	**10**	**66**	**0**	**27**	**5168**

		TACKLES				SACKS	FUMBLE		PASS DEFENSE			BLKD	PAT ATTEMPTS		OFF			
DATE	OPPONENT	SOLO	AST	TOTAL	TFL-YDS	NO-YDS	FF	FR-YDS	INT-YDS	QBH	BRUP	KICK	KICKS	RUSH	RCV	SAF	T/O	PTS
09/05/2026	Clemson	45	50	95	2.0-7	0-0	0	0-0	1-1	1	6	0	1-1	0	0	0	3	10
09/12/2026	Louisiana Tech	42	52	94	11.0-42	5-28	1	1-35	3-125	2	5	0	2-2	0	0	0	7	14
09/19/2026	at Ole Miss	45	24	69	8.0-15	2-8	0	0-0	1-0	7	4	0	3-3	1	0	0	0	32
09/26/2026	Texas A&M	34	36	70	3.0-9	0-0	1	0-4	1-0	7	4	0	0-0	0	0	0	3	6
10/03/2026	McNeese	48	50	98	3.0-7	0-0	1	0-0	1-7	2	7	0	2-2	0	0	0	0	14
10/10/2026	at Kentucky	45	24	69	8.0-32	3-22	1	1-0	1-9	5	2	0	3-3	1	0	0	0	35
10/17/2026	Mississippi State	41	28	69	6.0-30	2-16	2	1-0	0-0	3	1	0	0-0	0	0	0	0	0
10/24/2026	at Auburn	45	22	67	4.0-7	1-2	0	0-0	0-0	0	4	0	2-2	0	0	0	0	17
11/7/2026	Alabama	47	40	87	5.0-31	4-29	1	1-0	1-28	4	6	0	4-4	0	0	0	0	31
11/14/2026	Texas	34	42	76	7.0-28	3-21	0	0-0	3-0	2	2	0	1-1	0	0	0	0	22
11/21/2026	at Tennessee	41	36	77	13.0-55	8-46	2	3-4	0-0	6	1	0	3-3	0	0	0	7	27
11/28/2026	at Arkansas																	
Opponents		**471**	**400**	**871**	**71.0-274**	**28-172**	**8**	**7-39**	**12-171**	**41**	**42**	**0**	**21-21**	**2**	**0**	**0**	**20**	**208**
LSU		**351**	**348**	**699**	**80.0-367**	**42-265**	**7**	**4-32**	**11-136**	**51**	**51**	**0**	**45-45**	**0**	**1**	**0**	**65**	**368**

		PUNTING									FIELD GOALS			KICKOFFS				
DATE	OPPONENT	NO.	YDS	AVG	LONG	BLKD	TB	FC	50+	IN20	M-A	LONG	BLKD	NO.	YDS	AVG	TB	OB
09/05/2026	Clemson	10	404	40.4	47	0	0	3	0	2	1-1	49	0	3	193	64.3	1	0
09/12/2026	Louisiana Tech	6	294	49.0	58	0	1	3	4	0	0-1	0	0	3	193	64.3	2	1
09/19/2026	at Ole Miss	2	84	42.0	49	0	0	0	0	0	1-2	37	0	6	385	64.2	5	0
09/26/2026	Texas A&M	7	363	51.9	58	0	1	2	6	3	2-2	53	0	3	195	65.0	3	0
10/03/2026	McNeese	10	436	43.6	54	0	7	1	2	0	0-0	0	0	3	190	63.3	0	0
10/10/2026	at Kentucky	3	121	40.3	51	0	0	2	1	1	2-4	33	0	5	325	65.0	5	0
10/17/2026	Mississippi State	2	64	32.0	36	0	0	0	0	0	0-0	0	0	1	65	65.0	0	0
10/24/2026	at Auburn	7	340	48.6	69	0	1	3	2	2	1-1	23	0	4	254	63.5	2	2
11/7/2026	Alabama	5	248	49.6	51	0	0	0	3	1	1-1	43	0	6	390	65.0	6	0
11/14/2026	Texas	3	122	40.7	47	0	0	0	0	2	3-3	50	0	6	347	57.8	4	0
11/21/2026	at Tennessee	8	372	46.5	66	0	1	1	2	5	2-2	52	0	6	405	67.5	6	0
11/28/2026	at Arkansas																	
Opponents		**63**	**2848**	**45.2**	**69**	**0**	**4**	**18**	**19**	**18**	**13-17**	**53**	**0**	**46**	**2942**	**64.0**	**35**	**3**
LSU		**38**	**1529**	**40.2**	**55**	**0**	**0**	**8**	**5**	**8**	**13-17**	**49**	**0**	**69**	**4448**	**64.5**	**58**	**1**

TACKLES

	UA-A	TOTAL	CLEM	LT	OM	A&M	MCN	UK	MSST	AU	ALA	TEX	TENN	ARK
TJ Dottery	42-42	84	1-4	6-3	2-3	0-7	2-2	11-1	2-10	3-3	9-1	2-3	4-5	
Davhon Keys	37-37	74	2-0	0-3	0-1	4-1	1-3	7-2	4-6	3-6	5-3	2-8	9-4	
Ty Benefield	23-34	57	1-2	1-1	4-1	2-7	0-2	3-2	1-3	3-0	3-5	3-5	2-6	
Princewill Umanmielen	21-22	43	1-5	5-0	1-3	2-4	1-0	4-0	1-0	3-2	1-2	2-6	0-0	
PJ Woodland	25-18	43	2-0	0-0	4-4	1-2	0-0	4-2	1-3	6-3	1-1	1-1	5-2	
Tamarcus Cooley	26-14	40	-	2-0	3-2	2-1	0-1	4-0	3-3	3-0	1-3	6-2	2-2	
Jhase Thomas	22-16	38	0-1	0-0	4-1	1-3	2-1	3-0	3-3	1-2	1-2	1-3	6-0	
Deuce Geralds	17-18	35	1-0	4-0	1-0	3-4	1-0	0-1	0-6	4-0	0-1	2-3	1-3	
DJ Pickett	28-7	35	2-0	1-0	7-0	2-1	0-0	2-1	5-1	2-0	2-1	4-2	1-1	
Jordan Ross	17-18	35	2-2	1-2	1-1	0-1	1-1	0-2	4-2	2-2	2-2	3-1	1-2	
Whit Weeks	10-13	23	2-4	3-3	5-3	0-3	0-0	0-0	-	-	-	-	-	
Malik Blocton	12-11	23	-	0-2	2-0	0-2	0-2	2-0	2-0	0-1	0-1	0-2	6-1	
Dominick McKinley	7-11	18	0-2	0-0	0-0	1-2	1-1	0-0	2-1	2-1	0-0	0-3	1-1	
Stephiylan Green	5-11	16	0-1	0-2	1-1	0-2	0-1	3-0	1-2	0-0	0-1	0-0	0-1	
Dylan Carpenter	6-7	13	1-1	1-0	0-0	1-0	2-2	0-1	1-1	0-2	0-0	0-0	0-0	
Tylen Singleton	7-5	12	-	-	1-2	-	4-1	0-0	-	0-0	1-0	0-1	1-1	
Kolaj Cobbins	4-7	11	0-2	2-2	0-0	0-0	0-1	0-0	2-1	0-1	0-0	0-0	0-0	
Faheem Delane	2-8	10	0-4	1-2	0-0	0-0	1-1	0-0	-	0-1	-	-	-	
Zach Weeks	2-8	10	0-3	0-0	1-0	0-0	1-3	0-0	0-2	-	-	-	-	
Ja'Keem Jackson	5-3	8	1-1	0-0	1-0	0-0	0-0	0-0	0-0	0-0	0-1	2-1	1-0	
CJ Jimcoily	2-6	8	0-4	1-0	0-2	0-0	0-0	0-0	0-0	0-0	0-0	0-0	1-0	
Dashawn Spears	5-2	7	3-2	2-0	0-0	0-0	0-0	0-0	-	-	-	-	-	
Lamar Brown	2-4	6	-	-	0-2	0-0	0-2	0-0	0-0	2-0	0-0	0-0	-	
Jaiden Braker	1-5	6	-	-	-	-	-	-	1-5	-	-	-	-	
Shone Washington	3-3	6	-	1-0	1-1	0-0	0-0	0-0	0-2	1-0	0-0	0-0	0-0	
Junior Tuihalamaka	2-4	6	0-1	0-1	0-0	0-0	2-1	0-0	0-0	0-0	0-0	0-1	0-0	
Michael Turner Jr.	2-2	4	-	-	1-1	0-0	1-1	0-0	0-0	0-0	0-0	0-0	0-0	
Richard Anderson	1-2	3	1-0	0-1	0-0	0-0	0-0	0-0	0-1	-	-	-	-	
Roman Mothershed	1-2	3	-	-	0-1	0-0	0-1	1-0	0-0	0-0	0-0	0-0	0-0	
Jabari Mack	2-0	2	-	-	-	-	-	1-0	1-0	0-0	0-0	0-0	0-0	
Jordan Seaton	1-1	2	-	-	1-0	0-0	0-0	0-0	0-0	0-0	0-0	0-0	0-1	
Zach Grace	1-1	2	-	-	-	-	-	-	-	-	-	-	1-1	
Sam Leavitt	2-0	2	1-0	0-0	0-0	0-0	0-0	0-0	0-0	0-0	1-0	0-0	0-0	
Charles Ross II	1-1	2	1-1	0-0	0-0	0-0	0-0	0-0	-	-	-	-	-	
James Larson	1-1	2	-	-	-	-	1-1	0-0	-	-	-	-	-	
Havon Finney Jr.	2-0	2	-	-	-	-	1-0	0-0	0-0	1-0	-	0-0	-	
Corey Barber Jr.	0-1	1	-	-	-	-	-	-	-	-	-	-	0-1	
Malik Elzy	1-0	1	1-0	0-0	0-0	0-0	0-0	0-0	0-0	0-0	0-0	0-0	0-0	
Tre Brown	1-0	1	-	-	-	-	1-0	0-0	0-0	0-0	0-0	0-0	0-0	
Darrin Strey	1-0	1	-	-	-	-	-	-	-	-	1-0	0-0	0-0	
Brandon Brown	0-1	1	-	0-1	0-0	0-0	0-0	0-0	-	0-0	-	-	-	
Treylan James	0-1	1	-	-	-	-	0-1	0-0	0-0	0-0	-	-	-	
Seth Knothe	0-1	1	0-1	0-0	0-0	0-0	0-0	0-0	0-0	0-0	0-0	0-0	0-0	
Dilin Jones	1-0	1	-	-	-	-	-	1-0	0-0	0-0	0-0	0-0	0-0	

TACKLES FOR LOSS

	UA-A	TOTAL	CLEM	LT	OM	A&M	MCN	UK	MSST	AU	ALA	TEX	TENN	ARK
Princewill Umanmielen	14-72	14	2-8	4.5-17	1-2	1.5-18	1-7	1-3	0-0	1-8	0-0	1.5-8	0.5-1	
Jordan Ross	10.5-45	10.5	2-15	2-6	0-0	0.5-0	0-0	0-0	2.5-9	2.5-9	0-0	1-6	0-0	
Davhon Keys	8.5-48	8.5	1-7	0-0	0-0	0-0	0-0	0-0	1.5-7	1.5-14	1-1	1.5-4	2-15	
Ty Benefield	5.5-43	5.5	-	-	1-20	0-0	0-0	0-0	0-0	1-5	1-3	1.5-6	1-9	
Dominick McKinley	5.5-13	5.5	0.5-1	0-0	0-0	0-0	1.5-3	0-0	1-3	1-1	0-0	1-4	0.5-1	
Deuce Geralds	5-26	5	-	2-8	0-0	2-11	1-7	0-0	0-0	0-0	0-0	0-0	0-0	
Malik Blocton	4.5-13	4.5	-	1-2	0-0	0-0	0-0	1-6	0-0	0.5-1	0-0	0-0	2-4	
TJ Dottery	3.5-11	3.5	0.5-1	0.5-1	0-0	0-0	0-0	1-2	0-0	0.5-6	0-0	0-0	1-1	
Stephiylan Green	3.5-12	3.5	0.5-1	0.5-2	0-0	1-6	0-0	0-0	1.5-3	0-0	0-0	0-0	0-0	
Dylan Carpenter	3-11	3	1.5-1	0-0	0-0	0-0	0-0	0-0	0.5-3	1-7	0-0	0-0	0-0	
Jhase Thomas	2.5-4	2.5	0-0	0-0	0-0	0-0	1-3	0-0	0-0	1-1	0-0	0.5-0	0-0	
Whit Weeks	2.5-6	2.5	1.5-2	0-0	1-4	0-0	0-0	0-0	-	-	-	-	-	
Tylen Singleton	2.5-10	2.5	-	-	1-5	-	1-3	0-0	-	0-0	0-0	0.5-2	0-0	
DJ Pickett	2-12	2	0-0	0-0	0-0	0-0	0-0	0-0	0-0	1-3	1-9	0-0	0-0	
Tamarcus Cooley	1-11	1	-	-	-	-	0-0	1-11	0-0	0-0	0-0	0-0	0-0	
Faheem Delane	1-2	1	0-0	0-0	0-0	0-0	1-2	0-0	-	0-0	-	-	-	
CJ Jimcoily	1-5	1	-	1-5	0-0	0-0	0-0	0-0	0-0	0-0	0-0	0-0	0-0	
Dashawn Spears	1-10	1	-	0.5-0	0.5-10	0-0	0-0	0-0	-	-	-	-	-	
Lamar Brown	1-7	1	-	-	0-0	0-0	0-0	0-0	0-0	1-7	0-0	0-0	-	
Charles Ross II	1-3	1	1-3	0-0	0-0	0-0	0-0	0-0	-	-	-	-	-	
Ja'Keem Jackson	0.5-2	0.5	0-0	0-0	0-0	0-0	0-0	0-0	0-0	0-0	0-0	0.5-2	0-0	
Michael Turner Jr.	0.5-1	0.5	-	-	0-0	0-0	0.5-1	0-0	0-0	0-0	0-0	0-0	0-0	

SACKS

	UA-A	TOTAL	CLEM	LT	OM	A&M	MCN	UK	MSST	AU	ALA	TEX	TENN	ARK
Princewill Umanmielen	9.5-58	9.5	1.5-7	3.5-15	1-2	1-17	0-0	1-7	0-0	0.5-3	0-0	1-7	0-0	
Jordan Ross	6-32	6	1-11	0.5-1	0-0	0-0	0-0	0-0	1.5-5	2-9	0-0	1-6	0-0	
Ty Benefield	5-41	5	-	-	1-20	0-0	0-0	0-0	0-0	1-5	1-3	1-4	1-9	
Deuce Geralds	5-26	5	-	2-8	0-0	2-11	1-7	0-0	0-0	0-0	0-0	0-0	0-0	
Davhon Keys	3.5-30	3.5	0-0	0-0	0-0	0-0	0-0	0-0	0.5-2	1.5-14	0-0	0.5-2	1-12	
Dominick McKinley	2.5-9	2.5	0-0	0-0	0-0	0-0	1-2	0-0	1-3	0-0	0-0	0.5-4	0-0	
Dylan Carpenter	2-7	2	1-1	0-0	0-0	0-0	0-0	0-0	0.5-3	0.5-3	0-0	0-0	0-0	
Malik Blocton	1.5-6	1.5	-	0.5-0	0-0	0-0	0-0	1-6	0-0	0-0	0-0	0-0	0-0	
Stephiylan Green	1.5-8	1.5	0-0	0-0	0-0	1-6	0-0	0-0	0.5-2	0-0	0-0	0-0	0-0	
Tamarcus Cooley	1-11	1	-	-	-	-	0-0	1-11	0-0	0-0	0-0	0-0	0-0	
DJ Pickett	1-9	1	0-0	0-0	0-0	0-0	0-0	0-0	0-0	0-0	1-9	0-0	0-0	
CJ Jimcoily	1-5	1	-	1-5	0-0	0-0	0-0	0-0	0-0	0-0	0-0	0-0	0-0	
Dashawn Spears	1-10	1	-	-	1-10	0-0	0-0	0-0	-	-	-	-	-	
Lamar Brown	1-7	1	-	-	0-0	0-0	0-0	0-0	0-0	1-7	0-0	0-0	-	
TJ Dottery	0.5-6	0.5	0-0	0-0	0-0	0-0	0-0	0-0	0-0	0.5-6	0-0	0-0	0-0	

LSU'S 20-YARD PLAYS

Play Breakdown

Pass	34
Rush	7
TOTAL	40

By Game

vs. Clemson	7
vs. LA Tech	7
vs. Ole Miss	3
vs. Texas A&M	6
vs. McNeese	8
vs. Mississippi State	2
vs. Auburn	3
vs. Alabama	1
vs. Texas	1
vs. Tennessee	1

By Quarter

1st	8
2nd	11
3rd	13
4th	9
Overtime	0

Rushing

Dilin Jones	3
Stacy Gage	2
Harlem Berry	1
Durham Jones	1

Passing

Sam Leavitt	27
Landen Clark	5
Husan Longstreet	2
Jackson Harris	1

Receiving

Wintson Watkins Jr	7
Jackson Harris	7
Trey'Dez Green	4
Eugene Wilson III	3
Philip Wright III	2
Zach Grace	2
Tyree Holloway	1
Corey Barber Jr.	1
Malik Elzy	1
Tre Brown	1
Roman Mothershed	1

20 or More Touchdowns

Jackson Harris	3
Wintson Watkins Jr	1
Philip Wright III	1
Roman Mothershed	1
Zach Grace	1

20-Plus Yard Plays of 2026

YARDS	TYPE	PLAYER	OPP.	QTR.
70	Pass	Jackson Harris from Same Leavitt*	Auburn	2
57	Pass	Jackson Harris from Sam Leavitt*	Texas A&M	3
53	Pass	Eugene Wilson III from Sam Leavitt	LA Tech	4
46	Rush	Harlem Berry	McNeese	2
46	Rush	Stacy Gage*	McNeese	4
46	Rush	Dilin Jones	LA Tech	3
42	Pass	Jackson Harris from Sam Leavitt	LA Tech	1
41	Pass	Roman Mothershed from Jackson Harris*	Kentucky	4
39	Rush	Stacy Gage*	McNeese	4
38	Pass	Tre Brown from Landen Clark	McNeese	3
36	Rush	Dillin Jones	Texas A&M	1
36	Pass	Winston Watkins Jr. from Sam Leavitt	Texas A&M	2
36	Pass	Jackson Harris from Sam Leavitt	Texas A&M	3
35	Pass	Winston Watkins Jr. from Sam Leavitt	Texas A&M	2
33	Pass	Philip Wright III from Husan Longstreet	Clemson	4
32	Pass	Winston Watkins Jr. from Sam Leavitt*	Clemson	3
32	Pass	Jackson Harris from Sam Leavitt	Clemson	3
30	Pass	Philip Wright III from Landen Clark*	Clemson	4
29	Pass	Jackson Harris from Sam Leavitt	LA Tech	2
27	Pass	Winston Watkins Jr. from Sam Leavitt	Clemson	2
27	Pass	Jackson Harris from Sam Leavitt*	Mississippi State	1
26	Pass	Winston Watkins Jr. from Sam Leavitt	Ole Miss	3
26	Pass	Jackson Harris from Sam Leavitt	Texas A&M	2
25	Pass	Malik Elzy from Landen Clark	McNeese	3
24	Pass	Trey'Dez Green from Sam Leavitt	LA Tech	2
23	Pass	Trey'Dez Green from Sam Leavitt	LA Tech	3
23	Pass	Trey'Dez Green from Sam Leavitt	Ole Miss	4
23	Pass	Corey Barber Jr. from Sam Leavitt	McNeese	2
22	Pass	Winston Watkins Jr. from Sam Leavitt	McNeese	1
22	Pass	Zach Grace from Sam Leavittt*	Kentucky	1
21	Pass	Tyree Holloway from Landen Clark	LA Tech	1
21	Pass	Trey'Dez Green from Sam Leavitt	Clemson	1
21	Rush	Durham Jones	Mississippi State	3
21	Pass	Jackson Harris from Sam Leavitt	Alabama	1
20	Pass	Eugene Wilson III from Sam Leavitt	Tennessee	2
20	Pass	Jackson Harris from Landen Clark	McNeese	3
20	Rush	Dilin Jones	Ole Miss	4
20	Pass	Winston Watikins Jr. from Sam Leavitt	Clemson	2
20	Pass	Jackson Harris from Same Leavitt	Auburn	3
20	Pass	Zach Grace from Sam Leavitt	Auburn	4
20	Pass	Eugene Wilson III from Sam Leavitt	Texas	3

*denotes a touchdown

LSU TEAM GAME HIGHS

Rushes	58	vs. Clemson (Sept. 5, 2026)
Yards Rushing	366	vs. McNeese (Oct. 3, 2026)
	366	vs. Texas (Nov. 14, 2026)
Yards Per Rush	6.9	vs. McNeese (Oct. 3, 2026)
	6.9	vs. Auburn (Oct. 21, 2026)
TD Rushes	4	vs. Clemson (Sept. 5, 2026)
	4	vs. LA Tech (Sept. 12, 2026)
Pass attempts	48	vs. McNeese (Oct. 3, 2026))
Pass completions	35	Alabama (Nov. 7, 2026)
Yards Passing	388	vs. Auburn (Oct. 24, 2026)
Yards Per Pass	9.3	vs. Clemson (Sept. 5, 2026)
TD Passes	4	vs. Mississippi State (Oct. 17, 2026)
Total Plays	101	vs. McNeese (Oct. 3, 2026)
Total Offense	731	vs. McNeese (Oct. 3, 2026)
Yards Per Play	7.24	vs. McNeese (Oct. 3, 2026)
Points	63	vs. McNeese (Oct. 3, 2026)
Sacks By	8	vs. LA Tech (Sept. 12, 2026)
First Downs	39	vs. McNeese (Oct. 3, 2026)
Penalties	10	vs. LA Tech (Sept. 12, 2026)
Penalty Yards	101	vs. LA Tech (Sept. 12, 2026)
Turnovers	4	vs. LA Tech (Sept. 12, 2026)
Interceptions By	3	vs. Texas (Nov. 14, 2026)
Punts	5	vs. Texas A&M (Sept. 26, 2026)
Punting Avg	46	vs. Alabama (Nov. 7, 2026)
Long Punt	55	vs. Tennessee (Nov. 21, 2026)
Punts inside 20	3	vs. Texas A&M (Sept. 26, 2026)
Long Punt Return	27	vs. LA Tech (Sept. 12, 2026)

OPPONENT TEAM GAME HIGHS

Rushes	43	vs. Ole Miss (Sept. 19, 2026)
Yards Rushing	170	vs.Mississippi State (Oct. 17, 2026)
Yards Per Rush	4.8	vs. Kentucky (Oct. 10, 2026)
TD Rushes	3	vs. Kentucky (Oct. 10, 2026)
Pass attempts	48	vs. Ole Miss (Sept. 19, 2026)
Pass completions	33	vs. Ole Miss (Sept. 19, 2026)
Yards Passing	363	vs. Ole Miss (Sept. 19, 2026)
Yards Per Pass	7.6	vs. Ole Miss (Sept. 19, 2026)
TD Passes	2	vs. Ole Miss (Sept. 19, 2026)
Total Plays	82	vs. Ole Miss (Sept. 19, 2026)
Total Offense	426	vs. Ole Miss (Sept. 19, 2026)
Yards Per Play	5.9	vs. Kentucky (Oct. 10, 2026)
Points	35	vs. Kentucky (Oct. 10 , 2026)
Sacks By	8	vs. Ole Miss (Sept. 19, 2026)
First Downs	25	vs. Ole Miss (Sept. 19, 2026)
Penalties	8	vs. Ole Miss (Sept. 19, 2026)
Penalty Yards	77	vs. Ole Miss (Sept. 19, 2026)
Turnovers	3	vs. LA Tech (Sept. 12, 2026
Interceptions By	3	vs. LA Tech (Sept. 12, 2026)
Punts	10	vs. Clemson (Sept. 5, 2026)
	10	vs. McNeese (Oct. 3, 2026)
Punting Avg	51.9	vs. Texas A&M (Sept. 26, 2026)
Long Punt	69	vs. Auburn (Oct. 24, 2026)
Punts inside 20	5	Tennessee (Nov. 21, 2026)
Long Punt Return	2	vs. LA Tech (Sept. 12, 2026)

LSU INDIVIDUAL GAME HIGHS

Rushes	23	Dilin Jones vs. Clemson (Sept. 5, 2026)
	23	Dilin Jones vs. Ole Miss (Sept. 19, 2026)
Yards Rushing	127	Harlem Berry vs. McNeese (Oct. 3, 2026)
TD Rushes	3	Sam Leavitt vs. LA Tech (Sept. 12, 2026)
Long Rush	46	Dilin Jones vs. LA Tech (Sept. 12, 2026)
	46	Harlem Berry vs. McNeese (Oct. 3, 2026)
	46	Stacy Gage vs. McNeese (Oct. 3, 2026)
Pass attempts	47	Sam Leavitt vs. Alabama (Nov. 7, 2026)
Pass completions	35	Sam Leavitt vs. Alabama (Nov. 7, 2026)
Yards Passing	388	Sam Leavitt vs. Auburn (Oct. 24, 2026)
TD Passes	3	Sam Leavitt vs. vs. McNeese (Oct. 3, 2026)
	3	Sam Leavitt vs. Auburn (Oct. 24, 2026)
Long Pass	70	Sam Leavitt vs. Auburn (Oct. 24, 2026)
Receptions	9	Jackson Harris vs. Auburn (Oct. 24, 2026)
Yards Receiving	178	Jackson Harris Jr. vs. Auburn(Oct. 24, 2026)
TD Receptions	2	Jackson Harris vs. Texas A&M (Sept. 26, 2026)
	2	Corey Barber Jr. vs. McNeese (Oct. 3, 2026)
	2	Jackson Harris vs.Mississippi State (Oct. 17, 2026)
	2	Jackson Harris vs. Auburn (Oct. 24, 2026)
	2	Jackson Harris vs. Texas (Nov. 14, 2026)
Long Reception	70	Jackson Harris vs. Auburn (Oct. 24, 2026)
Field Goals	8	Scott Starzyk vs. McNeese (Oct. 3, 2026)
Long Field Goal	49	Scott Starzyk vs. Clemson (Sept. 5, 2026)
Punts	5	Grant Chadwick vs. Texas A&M (Sept. 26, 2026)
Punting Avg	46	Grant Chadwick vs. Alabama (Nov. 7, 2026)
Long Punt	52	Grant Chadwick vs. McNeese (Oct. 3, 2026)
Punts inside 20	2	Grant Chadwick vs. LA Tech (Sept. 12, 2026)
	2	Grant Chadwick vs. Clemson (Sept. 5, 2026)
Long Punt Return	27	Eugene Wilson III vs. LA Tech (Sept. 12, 2026)
Long Kickoff Return	19	Harlem Berryl vs. McNeese (Oct. 3, 2026)
Tackles	10	Davhon Keys vs. Mississippi State (Oct. 17, 2026)
	10	Davhon Keys vs. Texas (Nov. 14, 2026)
Sacks	3	Princewill Umanmielen vs. LA Tech (Sept. 12, 2026)
	3	Princewill Umanmielen vs. Auburn (Oct. 24, 2026)
Tackles For Loss	4	Princewill Umanmielen vs. LA Tech (Sept. 12, 2026
Interceptions	1	DJ Pickett vs. LA Tech (Sept. 12, 2026)
	1	Ja'Keem Jackson vs. Ole Miss (Sept. 19, 2026)
	1	Jordan Ross vs. Clemson (Sept. 5, 2026)
	1	Tamarcus Cooley vs. Texas A&M (Sept. 26, 2026)
	1	Micheal Turner Jr. vs. Texas A&M (Sept. 26, 2026)
	1	Tamarcus Cooley vs. McNeese (Oct. 3, 2026)
	1	Ty Benefield vs. Mississippi State (Oct. 17, 2026)

OPPONENT INDIVIDUAL GAME HIGHS

Rushes	19	CJ Baxter vs. Kentucky (Oct. 10, 2026)
	19	Byrum Brown vs. Auburn (Oct. 24, 2026)
Yards Rushing	123	CJ Baxter vs. Kentucky (Oct. 10, 2026)
TD Rushes	1	David Eziomume vs. Clemson (Sept. 5, 2026)
	1	Kewan Lacy vs. Ole Miss (Sept. 19, 2026)
	1	Trinidad Chambliss vs. Ole Miss (Sept. 19, 2026)
	1	Jamaal Levi vs. McNeese (Oct. 3, 2026)
	1	Kenny Minchy vs. Kentucky (Oct. 10, 2026)
	1	Byrum Brown vs. Auburn (Oct. 24, 2026)
	1	Tristan Ti'a vs. Auburn (Oct. 24, 2026)
	1	Ryan Coleman-Williams vs. Alabama (Nov. 7 2026)
	1	Arch Manning vs. Texas (Nov. 14, 2026)
Long Rush	77	CJ Baxter vs. Kentucky (Oct. 10, 2026)
Pass attempts	48	Trinidad Chambliss vs. Ole Miss (Sept. 19, 2026)
Pass completions	33	Trinidad Chambliss vs. Ole Miss (Sept. 19, 2026)
Yards Passing	363	Trinidad Chambliss vs. Ole Miss (Sept. 19, 2026)
TD Passes	3	Keelon Russell vs. Alabama (Nov. 7, 2026)
Long Pass	67	Blake Baker vs. LA Tech (Sept. 12, 2026)
Receptions	8	Isaiah Horton vs. Texas A&M (Sept. 26, 2026)
Yards Receiving	115	Traylon Ray vs. Ole Miss (Sept. 19, 2026)
TD Receptions	1	Deuce Alexander vs. Ole Miss (Sept. 19, 2026)
	1	Traylon Ray vs. Ole Miss (Sept. 19, 2026)
	1	Jalen Mickens vs. LA Tech (Sept. 19, 2026)
	1	Jamaal Levi vs. McNeese (Oct. 3, 2026)
	1	Kaleb Edwards vs. Alabama (Nov. 7, 2026)
	1	Josh Ford vs. Alabama (Nov. 7, 2026)
	1	Cederian Morgan vs. Alabama (Nov. 7, 2026)
	1	Raleek Brown vs. Texas (Nov. 14, 2026)
	1	DaSaahn Brown vs. Tennessee (Nov. 21, 2026)
Long Reception	67	Jalen Mickens vs. LA Tech (Sept. 12, 2026)
Field Goals	4	Adam Zouagui vs. Kentucky (Oct. 10, 2026)
Long Field Goal	53	Lucas Carnerio vs. Ole Miss (Sept. 19, 2026)
Punts	10	Jack Smithvs. Clemson (Sept. 5, 2026)
	10	Geroge Dixon vs, McNeese (Oct. 3, 2026)
Punting Avg	51.9	Tyler White vs. Texas A&M (Sept. 26, 2026
Long Punt	69	Hudson Kaak vs. Auburn (Oct. 24, 2026)
Punts inside 20	3	Tyler White vs. Texas A&M (Sept. 26, 2026)
Long Punt Return	2	Dedrick Latulas vs. LA Tech (Sept. 12, 2026
Long Kickoff Return	32	Dedrick Latulas vs. LA Tech (Sept. 12, 2026
Tackles	13	Jordan Mcrae vs. LA Tech (Sept. 12, 2026
Sacks	3	Alonzo Jackson Jr. vs. LA Tech (Sept. 12, 2026)
Tackles For Loss	3.5	Alonzo Jackson Jr. vs. LA Tech (Sept. 12, 2026)
Interceptions	3	Jelani McDonald vs. Texas (Nov. 14, 2026)

DRIVE SUPERLATIVES

Longest Drive	**LSU**	**Opponents**
No. of Plays	16 vs. Mississippi State (Oct. 17, 2026) results in a FG	15 vs. Kentucky (Oct. 10, 2026) results in TD
By No. of Yards	95 vs. Auburn (Oct. 24, 2026) results in a TD	75 vs. Kentucky (Oct. 10, 2026) results in a TD 75 vs. Alabama (Nov. 7, 2026) results in a TD 75 vs. Texas (Nov 14, 2026) results in a TD
By Time of Possession	9:06 vs. LA Tech (Sept. 12, 2026) results in a INT	8:07 vs. Texas A&M (Sept. 19, 2026) results in a FG
Shortest Drive	**LSU**	**Opponents**
By No. of Plays	1 vs. Texas A&M (Sept. 26, 2026) results in a INT 1 vs. Kentucky (Oct. 10, 2026) results in a INT 1 vs. Auburn (Oct. 24, 2026) results in Half 1 vs. Tennessee (Nov. 21, 2026) results in Fumble 1 vs. Tennessee (Nov. 21, 2026) results in Half 1 vs. Tennessee (Nov. 21, 2026) results in TD 1 vs. Tennessee (Nov. 21, 2026) results in Half	1 vs. Texas A&M (Sept. 26, 2026) results in Half 1 vs. Mississippi State (Oct. 17, 2026) results in Punt 1 vs. Alabama (Nov. 7, 2026) results in a TD 1 vs. Texas (Nov. 14, 2026) results in a INT 1 vs. Tennessee (Nov. 21, 2026) results in a Fumble
By No. of Yards	0 vs. Texas A&M (Sept. 26, 2026) results in a INT 0 vs. McNeese (Oct. 3, 2026) results in a Punt 0 vs. Kentucky (Oct. 10, 2026) results in a INT 0 vs. Ole Miss (Sept. 19, 2026) results in a Punt	0 vs. Clemson (Sept. 5, 2026) results in a Punt
By Time of Possession	00:06 vs. Texas A&M (Sept 26, 2026) results in INT	00:08 vs. Texas A&M (Sept. 26, 2026) results in a Half

SCORING DRIVE BREAKDOWN

	LSU		**Opponent**	
Yardage	**TD**	**FG**	**TD**	**FG**
No. Drive	-	-	-	-
Neg. Yards	-	-	-	-
0-9	5	2	2	2
10-19	6	4	1	-
20-29	1	1	1	2
30-39	2	1	1	-
40-49	4	2	2	1
50-59	1	3	1	3
60-69	7	-	3	1
70-79	12	-	5	-
80-89	4	-	-	-
90-99	-	-	1	-
TOTALS	**45**	**13**	**16**	**9**

THREE AND OUTS

	LSU	**Opponent**
	THREE AND OUTS/DRIVES	**THREE AND OUTS/DRIVES**
at Clemson	0/12	7/13
Louisiana Tech	6/15	3/15
at Ole Miss	3/9	1/10
Texas A&M	3/10	4/10
McNeese	1/12	5/13
at Kentucky	1/9	2/8
Mississippi State	0/10	1/12
at Auburn	2/10	5/12
Alabama	2/11	4/11
Texas	3/11	2/11
at Tennessee	5/14	4/13
at Arkansas		
TOTALS	**23/126**	**39/128**

GAME OPENING DRIVES

	LSU			**Opponent**		
	PTS	**1STS**	**YDS**	**PTS**	**1STS**	**YDS**
Clemson	0	0	8	3	0	49
Louisiana Tech	0	0	5	0	0	-2
at Ole Miss	0	0	0	0	0	-13
Texas A&M	0	0	6	0	1	15
McNeese	7	5	48	0	2	30
at Kentucky	3	4	74	7	2	80
Mississippi State	7	3	60	0	1	-1
at Auburn	3	2	39	0	0	-12
Alabama	3	3	50	3	3	70
Texas	7	2	75	7	3	75
at Tennessee	0	2	36	0	0	7
at Arkansas						
TOTALS	**30**	**21**	**401**	**20**	**12**	**298**

SECOND-HALF OPENING DRIVES

	LSU			**Opponent**		
	PTS	**1STS**	**YDS**	**PTS**	**1STS**	**YDS**
Clemson	7	4	69	0	0	8
Louisiana Tech	0	1	46	0	0	-2
Ole Miss	7	2	53	0	3	64
Texas A&M	7	1	79	0	0	-4
McNeese	7	4	80	0	0	0
at Kentucky	0	0	0	0	0	2
Mississippi State	3	4	74	0	0	0
at Auburn	0	2	28	0	2	7
Alabama	3	3	53	0	0	0
Texas	0	2	59	0	0	0
at Tennessee	0	3	40	0	0	4
at Arkansas						
TOTALS	**33**	**26**	**581**	**0**	**5**	**79**

LSU DRIVE CHARTS

LSU

QTR	TIME	START	PL-YDS	TOP	RESULT
1	15:00	LSU25	2-8	00:30	INT
1	13:22	LSU10	10-59	3:06	FG
1	7:57	LSU11	12-89	4:21	TD
2	15:00	LSU34	8-36	2:45	FGA
2	11:29	LSU28	9-72	3:35	TD
2	6:20	LSU34	7-27	2:09	Punt
2	2:46	LSU49	6-51	1:36	TD
3	12:34	LSU31	9-69	4:13	TD
3	5:29	LSU22	6-78	2:05	TD
3	1:52	LSU16	14-45	6:09	Punt
4	9:04	LSU40	6-60	2:21	TD
4	3:14	LSU25	7-51	3:14	Half

LSU

QTR	TIME	START	PL-YDS	TOP	RESULT
1	13:25	LSU	3-5	1:29	Punt
1	11:37	LSU37	11-52	5:01	FG
1	4:57	LAT44	3-44	1:11	TD
1	2:36	LAT46	3- -5	0:52	Punt
1	0:18	LAT46	2-10	0:32	Fumble
2	13:07	LSU36	2-2	0:31	INT
2	10:59	LSU20	19-74	9:06	INT
2	1:53	LSU25	8-61	1:24	INT
3	13:09	LSU48	6-46	2:57	FG
3	6:52	LSU40	6-60	2:20	TD
3	3:45	LAT11	4-6	1:33	FG
3	0:12	LSU27	5-73	1:40	TD
4	11:41	LAT20	6-20	2:02	TD
4	8:08	LSU35	3-5	1:02	Punt
4	4:20	LAT45	6-45	2:32	TD

LSU

QTR	TIME	START	PL-YDS	TOP	RESULT
1	13:25	LSU39	3-5	1:31	Punt
1	6:38	LSU25	3-8	1:43	Punt
1	2:00	LSU25	8-28	2:34	Punt
2	9:49	LSU25	17-75	7:52	TD
2	0:07	LSU25	1-8	0:07	Half
3	15:00	LSU35	3--3	1:26	Punt
3	12:04	OM33	6-33	2:46	TD
3	5:42	LSU36	7-64	2:37	TD
3	00:46	LSU40	9-55	4:25	FG
4	6:08	LSU25	14-69	5:10	INT

LSU

QTR	TIME	START	PL-YDS	TOP	RESULT
1	15:00	LSU25	3-6	00:55	Punt
1	12:29	LSU18	8-82	2:52	TD
1	08:05	LSU24	3-4	2:11	Punt
1	03:02	LSU20	3-4	1:09	Punt
2	08:46	LSU25	4-27	2:29	Punt
2	04:16	LSU17	6-83	2:22	TD
3	13:29	LSU21	6-79	2:32	TD
3	08:54	TAMU34	5-34	2:38	TD
3	4:15	LSU24	1-0	0:06	INT
3	3:22	LSU25	6-75	2:51	TD
4	14:13	TAMU19	6-13	1:58	FG
4	09:53	LSU07	7-25	3:52	Punt
4	04:34	LSU42	9-51	4:26	Downs

LSU

QTR	TIME	START	PL-YDS	TOP	RESULT
1	12:27	MCN48	9-48	03:04	TD
1	08:07	LSU23	12-77	04:49	TD
1	01:26	LSU20	9-50	02:32	INT
2	11:48	MCN47	10-47	04:11	TD
2	06:38	LSU35	7-65	02:37	TD
2	02:34	LSU38	4-62	01:37	TD
3	14:53	LSU19	10-81	03:19	TD
3	09:42	LSU36	5-34	01:20	TD
3	06:10	LSU14	3-5	01:12	Punt
3	04:48	LSU25	3-0	00:28	Punt
3	03:32	LSU25	6-22	02:10	Punt
4	15:00	LSU30	4-70	01:04	TD
4	12:05	LSU28	4-72	01:09	TD

OPPONENT DRIVE CHARTS

CLEM

QTR	TIME	START	PL-YDS	TOP	RESULT
1	14:30	LSU 33	4-2	1:02	FG
1	10:13	CLEM 20	4-29	2:16	Punt
1	03:31	CLEM 21	3-4	1:24	INT
1	2:07	CLEM 25	3-0	2:07	Punt
2	12:15	CLEM 30	3-3	00:46	Punt
2	07:54	CLEM 25	3-7	01:34	Punt
2	04:11	CLEM 09	3-3	01:25	Punt
2	01:10	CLEM 25	3-1	01:10	Punt
3	15:00	CLEM 25	4-8	02:26	Punt
3	08:21	CLEM 25	5-10	02:52	Punt
3	03:24	CLEM 25	3-16	01:32	Punt
4	10:43	CLEM 12	01:39	01:39	Punt
4	06:38	CLEM 29	8-71	03:25	TD

LA TECH

QTR	TIME	START	PL-YDS	TOP	RESULT
1	13:31	LAT20	3- -2	1:54	Punt
1	6:36	LAT25	3- -4	1:39	Punt
1	3:36	LAT25	3-16	1:10	Fumble
1	1:44	LAT14	3-0	1:26	Punt
2	14:46	LSU19	4- -17	1:39	FGA
2	12:36	LAT40	3-2	1:37	Punt
2	0:29	LAT30	2-4	0:29	Half
3	15:00	LAT25	3- -2	1:51	Punt
3	10:12	LAT25	7-35	3:20	Downs
3	4:32	LAT25	2-1	0:47	INT
3	2:12	LAT25	3- -5	2:00	Punt
4	13:32	LAT25	5-17	1:51	Fumble
4	9:32	LAT32	3-68	1:24	TD
4	7:06	LAT14	7-31	2:46	Downs
4	1:48	LAT25	5-11	1:48	Half

OLE MISS

QTR	TIME	START	PL-YDS	TOP	RESULT
1	15:00	OM25	3--13	1:35	Punt
1	11:54	OM21	12-59	5:16	FG
1	4:55	OM22	6-78	2:55	TD
2	14:26	OM08	11-92	4:37	TD
2	1:57	OM25	9-75	1:52	TD
3	13:34	OM19	3-4	1:30	INT
3	9:18	OM25	10-39	3:36	FG
3	3:05	OM25	7-5	2:19	Punt
4	11:21	OM25	13-75	5:07	TD
4	00:58	OM20	2--16	00:58	Half

TEXAS A&M

QTR	TIME	START	PL-YDS	TOP	RESULT
1	14:05	TAMU45	4-15	1:36	Punt
1	09:37	TAMU20	3--5	1:32	Punt
1	05:54	TAMU48	4-23	2:52	Punt
1	01:53	LSU06	15-62	08:07	FG
2	06:17	TAMU28	3-3	02:01	Punt
2	01:54	TAMU39	5-14	01:54	Half
3	15:00	TAMU21	3--4	01:34	Punt
3	10:57	TAMU34	4-9	02:03	Downs
3	06:16	TAMU23	3--2	02:01	Punt
3	04:09	LSU36	4-4	00:47	FG
3	00:29	TAMU06	4-5	01:16	INT
4	12:15	TAMU40	6-20	02:22	Punt
4	06:01	TAMU47	3-19	01:27	INT
4	00:08	TAMU11	1-14	00:08	Half

MCNESSE

QTR	TIME	START	PL-YDS	TOP	RESULT
1	15:00	MCN25	7-30	02:33	INT
1	09:23	MCN25	3-8	01:16	Punt
1	03:15	MCN32	3-8	01:49	Punt
2	13:54	MCN09	3-0	02:06	Punt
2	07:37	MCN25	3--7	00:59	Punt
2	04:01	MCN25	3--5	01:27	Punt
2	00:57	MCN25	2--3	00:57	Half
3	11:34	MCN25	4--4	01:52	Punt
3	08:22	MCN25	4-16	02:12	Punt
3	04:58	MCN43	1-43	00:10	TD
3	04:20	MCN33	2-67	00:48	TD
4	12:15	TAMU40	6-20	02:22	Punt
4	06:01	TAMU47	3-19	01:27	INT
4	00:08	TAMU11	1-14	00:08	Half

LSU DRIVE CHARTS

LSU

QTR	TIME	START	PL-YDS	TOP	RESULT
1	15:00	LSU25	14-69	06:15	FG
1	08:09	LSU25	11-75	06:30	TD
2	14:03	LSU16	3-2	00:57	Punt
2	13:05	LSU25	14-75	06:54	TD
3	13:22	LSU38	1-0	00:11	INT
3	10:53	LSU18	3--4	02:25	Punt
3	06:46	LSU21	11-73	04:33	FG
4	11:54	LSU25	6-75	02:12	TD
4	04:57	LSU24	2--11	00:46	Fumble
4	03:11	LSU20	5-23	01:34	Punt
4	00:12	LSU25	1--5	00:12	Half
OT1	00:00	UK25	2-25	00:00	TD

LSU

QTR	TIME	START	PL-YDS	TOP	RESULT
1	12:58	LSU40	8-60	03:01	TD
1	07:12	LSU15	10-85	03:45	TD
1	01:12	LSU33	7-29	02:22	Fumble
2	09:13	LSU37	7-63	03:01	TD
2	01:38	LSU02	4-5	01:38	Half
3	14:55	LSU18	16-74	08:10	FG
3	03:06	LSU35	8-64	02:35	TD
4	14:07	LSU28	7-22	03:42	Punt
4	03:23	LSU30	3--8	01:31	Punt

LSU

QTR	TIME	START	PL-YDS	TOP	RESULT
1	13:04	LSU49	7-39	02:10	FG
1	06:50	LSU35	8-65	03:02	TD
1	02:12	LSU28	3-8	00:53	Punt
2	14:45	LSU05	14-95	04:57	TD
2	05:42	LSU25	3-75	01:13	TD
2	03:21	LSU26	10-74	03:04	TD
3	15:00	LSU25	11-28	07:31	Punt
3	15:28	LSU20	6-13	01:52	Punt
3	01:21	LSU33	7-67	02:25	TD
4	10:23	LSU08	11-52	06:03	Downs
4	00:24	LSU35	1-6	00:24	Half

LSU

QTR	TIME	START	PL-YDS	TOP	RESULT
1	10:40	LSU25	14-70	05:52	FG
1	02:43	LSU34	6-28	02:48	FG
2	08:23	LSU25	11-66	04:52	Downs
2	01:51	LSU29	9-35	01:53	INT
3	15:00	LSU25	11-53	03:17	FG
3	08:20	LS10	11-90	05:36	TD
3	00:36	LSU25	7-39	02:48	Downs
4	11:39	LSU07	3-4	01:50	Punt
4	09:44	LSU25	4--7	01:44	Downs
4	06:23	LSU25	8-68	02:35	Downs

LSU

QTR	TIME	START	PL-YDS	TOP	RESULT
1	10:31	LSU25	13-75	05:15	TD
1	02:52	LSU12	3-22	00:55	INT
1	00:54	LSU16	11-72	04:43	INT
2	09:58	UT07	2-7	00:41	TD
2	03:22	LSU25	12-25	03:22	FG
3	15:00	LSU25	5-59	02:51	INT
3	08:50	LSU28	7-72	02:58	TD
3	01:35	LSU25	3--9	02:24	Punt
4	11:37	LSU04	3-1	00:42	Punt
4	10:34	LSU25	6-19	03:03	Punt
4	05:44	LSU38	3--12	03:25	Punt

OPPONENT DRIVE CHARTS

KENTUCKY

QTR	TIME	START	PL-YDS	TOP	RESULT
1	08:39	UK20	2-80	00:30	INT
1	01:39	UK25	7-31	02:36	Punt
2	06:11	UK25	15-75	06:11	Punt
3	15:00	UK25	3-2	01:38	Punt
3	13:11	LSU36	5-18	02:18	Punt
3	08:28	UK30	3-7	01:42	Punt
3	02:13	UK25	10-65	05:19	Half
4	09:42	UK25	9-51	04:45	Punt
4	04:11	LSU13	4-5	01:00	Punt
4	01:37	UK19	9-67	01:25	TD
OT1	00:00	LSU25	5-25	00:00	TD

MISSISSIPPI STATE

QTR	TIME	START	PL-YDS	TOP	RESULT
1	15:00	MSU25	3--1	02:02	Punt
1	09:48	MSU49	6-11	02:36	INT
1	03:27	MSU25	4-14	02:15	Punt
2	13:50	MSU38	10-25	04:37	Downs
2	06:12	MSU25	13-73	04:34	Downs
3	06:45	MSU25	8-4	03:39	Downs
3	00:31	MSU25	7-47	01:24	Downs
4	10:25	MSU15	13-55	07:02	Downs
4	01:52	MSU33	4-22	01:52	Half

AUBURN

QTR	TIME	START	PL-YDS	TOP	RESULT
1	15:00	AUB13	3-0	01:56	Punt
1	10:54	AUB25	12-69	04:04	FG
1	03:48	AUB25	3-6	01:36	Punt
1	01:19	AUB33	3--7	01:34	Punt
2	09:48	AUB25	11-75	04:06	TD
2	04:29	AUB25	3-8	01:08	Punt
2	00:31	AUB25	4-15	00:17	Half
3	07:29	AUB20	4-19	02:01	Punt
3	03:36	AUB24	4-1	02:15	Punt
4	13:56	AUB35	7-9	03:33	Punt
4	04:20	AUB40	12-60	03:56	TD

ALABAMA

QTR	TIME	START	PL-YDS	TOP	RESULT
1	15:00	ALA25	9-50	04:20	FG
1	04:48	ALA25	3--7	02:05	Punt
2	14:55	ALA38	11-62	06:32	TD
2	03:31	ALA10	3-9	01:40	Punt
2	00:28	LSU48	3--6	00:28	Half
3	11:43	ALA25	5-17	03:32	Punt
3	02:44	ALA25	5-75	02:08	TD
4	12:48	ALA36	3-6	01:09	Punt
4	09:49	LSU25	1-25	00:05	TD
4	08:00	LSU18	3-18	01:37	TD
4	03:48	ALA07	3-7	01:07	Punt
4	02:41	LSU32	5-4	02:41	Half

TEXAS

QTR	TIME	START	PL-YDS	TOP	RESULT
1	15:00	UT25	11-75	04:29	TD
1	05:16	UT25	5-18	02:24	Punt
1	01:57	UT32	3-5	01:03	Punt
2	11:11	UT20	3-4	01:13	INT
2	09:17	UT25	12-50	05:55	FG
3	12:09	UT20	6-25	03:19	INT
3	05:46	UT28	8-48	04:11	FG
4	14:11	UT46	6-21	02:34	FG
4	10:55	UT37	1-10	00:21	INT
4	07:31	UT35	3--3	01:47	Punt
4	02:19	UT42	12-58	02:16	TD

LSU DRIVE CHARTS

LSU

QTR	TIME	START	PL-YDS	TOP	RESULT
1	13:48	LSU23	3-26	00:53	Fumble
1	12:07	LSU19	7-14	03:42	Punt
1	08:18	TENN18	4--7	00:46	FG
1	06:40	TENN49	7-41	03:27	FG
1	00:55	LSU03	5-14	02:23	Punt
2	11:30	LSU20	3-4	01:22	Punt
2	08:10	LSU25	3-6	01:42	Punt
2	03:53	LSU10	1--3	00:06	Fumble
2	01:54	LSU02	3-3	00:42	Punt
2	00:12	LSU25	1--5	00:12	Half
3	15:00	LSU25	7-40	02:42	Downs
3	10:21	LSU11	3-8	01:31	Punt
3	05:06	LSU25	7-23	03:26	Punt
3	01:40	TENN09	1-9	00:06	TD
3	00:52	LSU16	5-9	02:08	Punt
4	08:22	LSU25	8-28	03:36	Fumble
4	04:03	LSU25	6-51	01:25	Downs
4	00:19	LSU04	1-4	00:19	Half

OPPONENT DRIVE CHARTS

TENNESSEE

QTR	TIME	START	PL-YDS	TOP	RESULT
1	15:00	TENN25	3-7	01:22	Punt
1	12:55	TENN41	3--14	00:48	Punt
1	08:25	TENN37	1--9	00:07	Fumble
1	07:32	TENN25	4-21	00:52	INT
1	03:12	TENN25	4-28	02:17	Punt
2	13:32	TENN33	5-22	02:02	Punt
2	10:08	LSU48	7-14	01:58	FG
2	06:28	TENN30	4-28	02:35	Punt
2	03:47	LSU07	4-5	01:53	Downs
2	03:47	LSU34	5-34	01:00	TD
3	12:18	TENN35	3-4	01:57	Punt
3	08:50	LSU39	8-34	03:44	FG
3	01:34	TENN25	3--7	00:42	Punt
4	13:44	TENN37	11-63	05:22	TD
4	04:46	LSU49	3-49	00:42	TD
4	02:38	TENN24	5-28	02:19	Punt

TURNOVERS

	Forced by LSU					Forced By Opponent			
Opponent	**Fum**	**Int**	**Tot**	**Pts Off**	**Margin**	**Fum**	**Int**	**Tot**	**Pts Off**
Clemson	-	1	1	6	0	-	1	1	3
Louisiana Tech	1	3	4	7	-2	1	1	2	10
at Ole Miss	-	1	1	7	0	-	1	1	0
Texas A&M	-	1	1	-	-1	1	1	2	0
McNeese	-	1	1	-	0	-	1	1	0
at Kentucky	-	-	-	-	-1	-	1	1	0
Mississippi State	-	1	1	-	1	1	0	1	0
at Auburn	-	-	-	-	0	1	-	-	0
Alabama	-	-	-	-	1	1	1	2	0
Texas1	0	3	3	0	0	0	3	3	7
at Tennessee	3	1	3	13	0	3	0	3	7
at Arkansas									
TOTALS	**4**	**12**	**15**	**33**	**-2**	**7**	**8**	**14**	**27**

LSU BIG PLAYS

	Rushing				Passing				Special Teams	
Opponent	**10-19**	**20-29**	**30-39**	**40+**	**20-29**	**30-39**	**40-49**	**50+**	**Block**	**Ret. TD**
Clemson	1	2	-	-	-	3	3	-	-	-
Louisiana Tech	4	-	-	1	4	-	1	1	-	-
at Ole Miss	-	-	-	2	4	-	-	-	-	-
Texas A&M	-	1	-	3	1	2	-	1	-	-
McNeese	4	-	1	2	2	1	-	-	-	-
at Kentucky	2	-	-	-	1	-	1	-	-	-
Mississippi State	2	1	-	-	1	-	-	-	-	-
at Auburn	8	-	-	-	12	1	-	-	-	-
Alabama	1	-	-	-	4	1	-	-	-	-
Texas	-	-	-	1	2	-	-	-	-	-
at Tennessee	1	-	1	-	1	1	-	-	-	-
at Arkansas										
TOTALS	**23**	**4**	**2**	**9**	**29**	**9**	**5**	**2**		

OPPONENT BIG PLAYS

	Rushing			Passing				Special Teams		
Opponent	**10-19**	**20-29**	**30-39**	**40+**	**20-29**	**30-39**	**40-49**	**50+**	**Block**	**Ret. TD**
Clemson	1	-	-	-	2	-	-	-	-	-
Louisiana Tech	-	-	-	-	-	-	-	1	-	-
at Ole Miss	3	1	1	1	3	2	-	-	-	-
Texas A&M	-	2	1	1	1	-	-	-	-	-
McNeese	1	-	-	1	-	-	1	-	-	-
at Kentucky	1	-	-	1	2	1	-	-	-	1
Mississippi State	1	1	1	-	3	1	-	-	-	-
at Auburn	1	-	1	-	5	1	-	-	-	-
Alabama	4	-	-	-	3	-	-	1	-	-
Texas	2	-	-		2	1	-	-	-	-s
at Tennessee	2	-	-	1	-	-	-	-	-	-
at Arkansas										
TOTALS	**16**	**4**	**4**	**5**	**14**	**6**	**1**	**1**	**1**	

THE LAST TIME...

Games against Ranked Teams

Beat a top 25 team
#16 Mississippi State, 31-0, in Baton Rouge (10/17/26)
Beat a top 10 team
#4 Clemson, 17-10, in Clemson (08/30/25)
Beat a top 5 team
#4 Clemson, 17-10, in Clemson (08/30/25)
Beat an FBS No. 1 team (AP or Coaches Poll)
#1 Ohio State, 38-24 (01/07/08 - BCS Championship Game)
Beat an FBS No. 1 team (AP or Coaches Poll) at home
#1 Florida, 28-21 (10/11/97)
Beat a ranked opponent at home
#16 Mississippi State, 31-0, in Baton Rouge (10/17/26)
Beat a ranked opponent on the road
#4 Clemson, 17-10, in Clemson (08/30/25)
Beat a ranked opponent at a neutral site
#3 Clemson, 42-25, in CFP National Championship (01/13/20)
Beat back-to-back ranked opponents
#7 Ole Miss, 45-20, in Baton Rouge (10/22/22) & #6 Alabama, 32-31, in Baton Rouge (11/05/22)
Beat a ranked team in three straight games
12/07/19 - 01/13/20 #4 Georgia (SEC CG), #4 Oklahoma (Chick-fil-A Peach Bowl), #3 Clemson (CFP National Championship)
Beat a ranked team in four straight games
11/23/01 - 01/01/02 vs. #22 Arkansas, #24 Auburn, #2 Tennessee (SEC CG), #7 Illinois (Sugar Bowl)
Lost to a ranked opponent at home
#6 Texas, 22-21 (11/14/26)
Lost to a ranked opponent on the road
at #9 Tennessee, 27-13 (11/21/26)
Lost to a ranked opponent at a neutral site
#23 Southern California, 27-20 (09/01/24)
Lost to an unranked opponent at home
at Florida, 27-16 (11/16/24)
Lost to an unranked opponent on the road
at Kentucky, 34-35 (10/10/26)

Special Situations

Won on the last play of the game
#9 Ole Miss, 29-26, in Baton Rouge (10/12/24); 25 yard pass to Kyren Lacy by Garrett Nussmeier in overtime
Lost on the last play of the game
at Kentucky (35-34, 10/10/26); In overtime on a two point conversion
Came back and won from 10 or more down in 4th quarter
vs. #14 Wisconsin, 28-24 (08/30/14); down 24-13 entering 4th quarter
Lost when leading by 10 or more in 4th quarter
#14 Clemson, 25-24 in Chick-fil-A Bowl (12/31/12); led 24-13 entering fourth quarter
Lost when leading by 20 points or more
Tennessee, 30-27 OT (09/26/05); led 21-0 at halftime
Scored on the first play from scrimmage
Caden Durham (71-yard pass from QB Garrett Nussmeier) vs. South Alabama (09/28/24)
A QB caught a pass on a designed play
Jayden Daniels (5-yards from WR Malik Nabers) vs Purdue (01/02/23)
A RB threw a TD pass on a designated play
Clyde Edwards-Helaire (11 yards to Tory Carter) at Texas A&M in fifth overtime (11/24/18)
A WR threw a TD pass on a designed play
Jackson Harris (41 yards to Roman Mothershed) at Kentucky in 2nd Quarter (10/10/26)
Had two RB rush for at least 100 yards each
Harlem Berry (127 yards) and Stacy Gage (112 yards) vs. McNeese (10/3/26)
A player gained 100 yards receiving and 100 yards rushing
Darrel Williams (103 yards rushing, 105 yards receiving) vs. Ole Miss (10/21/17)
Had a player be responsible for six touchdowns
Joe Burrow (6) vs. #3 Clemson in CFP National Championship (01/13/20)

Returns/Special Teams/Defense

Returned a KO for a TD
Barion Brown, 99 yards vs. Houson (12/27/25)
Returned a Punt for a TD
Trey Palmer, 54 yards vs. Northwestern State (09/14/19)
Returned an INT for a TD
Jordan Ross, 30 yards vs. Clemson (09/05/26)
Returned 2 INTs for TDs
Ronald Martin (45 yards) & Lavar Edwards (23 yards) vs. Idaho (09/15/12)
Returned 3 INTs for TDs
3 vs. Arkansas State (C. Raymond, D. Walkup, C. Buckels) (10/12/91)
Recovered a fumble in endzone for a TD
William Clapp at Ole Miss (11/21/15)
Returned a fumble for a TD
Jay Ward, 23-yard fumble recovery and return vs. Auburn (10/01/22)
Scored two defensive TDs in a game
2 vs. UL-Monroe (R. Brooks, INT; L. Edwards, FUM) (11/13/10)
Faked a field goal for a touchdown
Trent Domingue (kicker), 16-yard run (10/17/15 vs. Florida)
Faked a punt for a first down
Avery Atkins, 26-yd pass to Jack Mashburn in 1st quarter (11/6/21)
Faked a field goal for a first down
Josh Jasper, 5-yard run in 4th quarter (10/09/10 at Florida)
A player kicked the PAT after scoring the TD
Trent Domingue vs. Florida (10/17/15)
Blocked a FG
Jay Ward, 52-yard Anders Carlson attempt in third quarter against Auburn (10/2/21)
Returned a blocked FG for a TD
Patrick Peterson, 53 yards on the block of Ole Miss' 47-yard FG attempt (11/21/09)
Blocked a PAT (kick)
Neil Farrell Jr., kick attempt by Jace Christmann (10/16/21 vs. No. 20 Florida)
Returned a PAT for a Defensive Extra Point
Mark Roman, kick attempt by Seth Hanson (10/17/98 vs. Kentucky)
Blocked a punt
Jhase Thomas vs. Texas A&M (10/25/25)
Blocked a punt for a safety
Jhase Thomas, on an Tyler White punt (10/25/25 vs. Texas A&M)
Returned a blocked punt for TD
Micah Baskerville, 23 yards, off Micah Baskerville's block at Vanderbilt (09/21/19)
Recovered an onside kick
vs. Auburn (10/26/19); recovered by Derrick Dillon with 2:32 left in Fourth quarter
Recovered an onside kick to start the game
vs. Auburn (12/01/01)
Recorded a Safety (Team)
vs. Texas A&M (10/25/25); Jhase Thomas blocked Tyler White's punt and it went out of bounds behinf Texas A&M goal line
Recorded a Safety (Individual tackle)
Neil Farrell Jr. vs. Texas A&M (11/30/19)
Recorded four interceptions (Team)
5 vs. Florida (09/13/25)
Recorded five interceptions (Team)
5 vs. Florida (09/13/25)
Recorded six interceptions (Team)
6 at Mississippi State (08/30/07)
Had a player record two interceptions
2 by Ty Benefield vs. Texas (11/14/26)
Had a player record three interceptions
3 by Craig Steltz at Mississippi State (08/30/07)
Had a player record 15 tackles
15 by Davhon Keys vs. Florida (09/13/25)
Had six sacks as a team
8 vs. LA Tech (09/12/26)
Opened scoring with a safety
vs. Nicholls State (09/07/24); snap sailed over the quarterbacks head and he kicked it out the back of the endzone

Opponent Returns/Special Teams

Returned a KO for a TD
Jerrion Ealy of Ole Miss, 100 yards in 2nd Quarter (12/19/20 in Baton Rouge)
Returned a Punt for a TD
Brock Coffman of Kentucky, 55 yards in 2nd Quarter (10/10/26 in Lexington)
Returned an INT for a TD
Jordan Mcrae of LA Tech, 100 yards in 2nd Quarter (09/12/26 in Baton Rouge)
Returned 3 INTs for TDs
Ken Alvis, Fred Smith, and Brian Robinson of Auburn on Jamie Howard (09/17/94 at Auburn)
Recovered a fumble in endzone for a TD
Chris Shelling of Auburn recovered fumble by Jermaine Sharp in 2nd Quarter (09/17/94 at Auburn)
Returned a fumble for a TD
Dylan Flowers of Western Kentucky, 71 yards on Harlem Berry fumble in 4th Quarter (11/22/25 in Baton Rouge)
Blocked a FG
Nazir Stackhouse of Georgia on kick by Damian Ramos in 1st Quarter (12/02/22 in Atlanta)
Blocked a punt
Caleb Wooden of Arkansas on a punt by Grant Chadwick in 1st quarter (11/15/25 in Baton Rouge)
Blocked two punts
Justin Hamilton and Jason Lallis of Virginia Tech on punts by Donnie Jones (09/01/02 at Virginia Tech)
Blocked a punt for a safety
Justin Hamilton of Virginia Tech on punt by Donnie Jones (09/01/02 at Virginia Tech)
Recorded a Safety (Team)
Parris Bennett of Syracuse on rush by Darrel Williams in 3rd Quarter (09/23/17 in Baton Rouge)
Blocked a PAT (kick)
Johnathon Calvin of Mississippi State on PAT attempt by Colby Delahousse in 2nd Quarter (09/17/16 in Baton Rouge)
Returned a PAT for a Defensive Extra Point
Eric Kelly of Kentucky off a bad snap in the 2nd Quarter (10/17/98 in Baton Rouge)
Faked a field goal for a TD
Damon Duval of Auburn 1 yard run in 1st Quarter (09/18/99 in Baton Rouge)

THE LAST TIME...

Recovered an onside kick
Dez Harris of Mississippi State in 4th Quarter (09/17/16 in Baton Rouge)

Scoring

Scored 30 or more points
All Games: 38 vs. Auburn (10/24/26)
SEC Games: 38 vs. Auburn (10/24/26)
Scored 40 or more points
All Games: 63 vs. McNeese (10/3/26)
SEC Games: 42 vs. Texas A&M (11/25/23)
Scored 50 or more points
All Games: 63 vs. McNeese (10/3/26)
SEC Games: 52 vs. Florida (11/12/23)
Scored 60 or more points
All Games: 63 vs. McNeese (10/3/26)
SEC Games: 72 at Texas A&M, 7 OTs (11/24/18)
Scored 70 or more points
All Games: 72 vs. Grambling State (09/09/23)
SEC Games: 72 at Texas A&M, 7 OTs (11/24/18)

Total Offense

Had more than 400 total yards
All Games: 457 vs. Alabama (11/07/26)
SEC Games: 457 vs. Alabama (11/07/26)
Had more than 450 total yards
All Games: 457 vs. Alabama (11/07/26)
SEC Games: 457 vs. Alabama (11/07/26)
Had more than 500 total yards
All Games:552 vs. Auburn (10/24/26)
SEC Games: 552 vs. Auburn (10/24/26)
Had more than 550 total yards
All Games: 552 vs. Auburn (10/24/26)
SEC Games: 552 vs. Auburn (10/24/26)
Had more than 600 total yards
All Games: 731 vs. McNeese (10/3/26)
SEC Games: 701 vs. Florida (11/12/23)
Had More than 625 total yards
All Games: 731 vs. McNeese (10/3/26)
SEC Games: 701 vs. Florida (11/12/23)
Had more than 650 total yards
All Games: 731 vs. McNeese (10/3/26)
SEC Games: 701 vs. Florida (11/12/23)
Had more than 700 total yards
All Games: 731 vs. McNeese (10/3/26)
SEC Games: 701 vs. Florida (11/12/23)

Rushing Offense

Rushed for 150 or more yards
All Games: 164 vs. Auburn (10/24/26)
SEC Games: 164 vs. Auburn (10/24/26)
Rushed for 200 or more yards
All Games: 366 vs McNeese (10/3/26)
SEC Games: 329 vs. Florida (11/12/23)
Rushed for 250 or more yards
All Games: 366 vs McNeese (10/3/26))
SEC Games: 329 vs. Florida (11/12/23)
Rushed for 300 or more yards
All Games: 366 vs McNeese (10/3/26)
SEC Games: 329 vs. Florida (11/12/23)
Rushed for 350 or more yards
All Games: 366 vs McNeese (10/3/26)
SEC Games: 393 vs Ole Miss (10/21/17)
Rushed for 400 or more yards
All Games: 418 vs. Missouri (10/01/16)
SEC Games: 418 vs. Missouri (10/01/16)
Rushed for 425 or more yards
All Games: 433 vs. Houston (09/07/96)
SEC Games: 426 vs. Ole Miss (10/30/76)
Rushed for 500 or more yards
All Games: 503 vs. Oregon (10/22/77)
SEC Games: Never

Passing Offense

Passed for 250 or more yards
All Games: 380 vs. Alabama (11/07/26)
SEC Games: 380 vs. Alabama (11/07/26)
Passed for 300 or more yards
All Games: 380 vs. Alabama (11/07/26)
SEC Games: 380 vs. Alabama (11/07/26)
Passed for 350 or more yards
All Games: 380 vs. Alabama (11/07/26)
SEC Games: 380 vs. Alabama (11/07/26)
Passed for 400 or more yards
All Games: 430 vs. South Alabama (09/28/24)
SEC Games: 405 vs. Texas A&M (10/26/24)
Passed for 450 or more yards
All Games: 463 vs. Clemson (01/13/20)
SEC Games: 502 vs. Georgia (12/03/22)
Passed for 500 or more yards
All Games: 532 vs. Oklahoma, (12/28/19)
SEC Games: 502 vs. Georgia (12/03/22)

Scoring Defense

Allowed 0 points .....
All Games: 0 vs Mississippi State (10/17/26)
SEC Games: 0 vs. Mississippi State (10/17/26)
Allowed 3 or fewer points....
All Games: 0 vs Mississippi State (10/17/26)
SEC Games: 0 vs. Mississippi State(10/17/26)
Allowed 7 or fewer points....
All Games: 0 vs. Mississippi State (10/17/26))
SEC Games: 0 vs. Mississippi State (10/17/26)
Allowed 10 or fewer points..
All Games: 0 vs. Mississippi State (10/17/26)
SEC Games: 0 vs. Mississippi State (10/17/26)
Allowed 14 or fewer points
All Games: 0 vs. Mississippi State (10/17/26)
SEC Games: 0 vs. Mississippi State (10/17/26)

Total Defense

Allowed fewer than 75 total yards
All Games: 70 vs. Louisiana-Lafayette (10/05/02)
SEC Games: 69 at Kentucky (10/15/66)
Allowed fewer than 100 total yards
All Games: 88 vs. New Mexico (09/24/22)
SEC Games: 90 vs. Auburn (10/13/73)
Allowed fewer than 125 total yards
All Games: 88 vs. New Mexico (09/24/22)
SEC Games: 114 vs. Kentucky (10/19/85)
Allowed fewer than 150 total yards
All Games: 139 vs. LA Tech (09/12/26)
SEC Games: 135 vs. Vanderbilt (09/11/10)
Allowed fewer than 175 total yards
All Games: 139 vs. LA Tech (09/12/26)
SEC Games: 169 vs. Texas A&M, (11/30/19)
Allowed fewer than 200 total yards
All Games: 196 vs McNeese (10/3/26)
SEC Games: 197 vs. Texas A&M (09/26/26)
Allowed fewer than 225 total yards
All Games: 196 vs McNeese (10/3/26)
SEC Games: 197 vs. Texas A&M (09/26/26)
Allowed fewer than 250 total yards
All Games: 196 vs McNeese (10/3/26)
SEC Games: 197 vs. Texas A&M (09/26/26)
Allowed fewer than 275 total yards
All Games: 273 vs. Texas (11/14/26)
SEC Games: 273 vs. Texas (11/14/26)
Allowed fewer than 300 total yards
All Games: 273 vs. Texas (11/14/26)
SEC Games: 273 vs. Texas (11/14/26)

Rushing Defense

Allowed fewer than 0 yards
All Games: -4 vs. LA Tech (09/12/26)
SEC Games: 0 at South Carolina (10/18/03)
Allowed fewer than 10 yards
All Games: -4 vs. LA Tech (09/12/26)
SEC Games: 6 at Alabama (11/6/21)
Allowed fewer than 20 yards
All Games: -4 vs. LA Tech (09/12/26)
SEC Games: 6 at Alabama (11/6/21)
Allowed fewer than 30 yards
All Games: -4 vs. LA Tech (09/12/26)
SEC Games: 6 at Alabama (11/6/21)
Allowed fewer than 40 yards
All Games: -4 vs. LA Tech (09/12/26)
SEC Games: 38 at Arkansas (10/19/24)
Allowed fewer than 50 yards
All Games: -4 vs. LA Tech (09/12/26)
SEC Games: 38 at Arkansas (10/19/24)
Allowed fewer than 60 yards
All Games: -4 vs. LA Tech (09/12/26)
SEC Games: 56 at Alabama (11/08/25)
Allowed fewer than 70 yards
All Games: 66 vs. Auburn (10/24/26)
SEC Games: 66 vs. Auburn (10/24/26)
Allowed fewer than 80 yards
All Games: 79 vs. Alabama (11/07/26)
SEC Games: 79 vs. Alabama (11/07/26)
Allowed fewer than 90 yards
All Games: 79 vs. Alabama (11/07/26)
SEC Games: 79 vs. Alabama (11/07/26)
Allowed fewer than 100 yards
All Games: 99 vs. Texas (11/14/26)
SEC Games: 99 vs. Texas (11/14/26)

Passing Defense

Allowed 0 passing yards
All Games: 0 vs. Alabama (11/06/71)
SEC Games: 0 vs. Alabama (11/06/71)
Allowed 25 or fewer passing yards
All Games: 24 vs. Georgia Southern (08/31/19)
SEC Games: 23 vs. Arkansas (11/27/93)
Allowed 50 or fewer passing yards
All Games: 42 vs Army (10/21/23)
SEC Games: 47 at Ole Miss (11/19/11)
Allowed 75 or fewer passing yards
All Games: 42 vs Army (10/21/23)
SEC Games: 59 vs. Mississippi State (10/20/18)
Allowed 100 or fewer passing yards
All Games: 94 vs McNeese (10/3/26)
SEC Games: 97 vs. Texas A&M, (11/30/19)
Allowed 125 or fewer passing yards
All Games: 105 vs. #9 Tennessee (11/21/26)
SEC Games: 105 vs. #9 Tennessee (11/21/26)
Allowed 150 or fewer passing yards
All Games: 105 vs. #9 Tennessee (11/21/26)
SEC Games: 105 vs. #9 Tennessee (11/21/26)
Allowed 175 or fewer passing yards
All Games: 105 vs. #9 Tennessee (11/21/26)
SEC Games: 105 vs. #9 Tennessee (11/21/26)
Allowed 200 or fewer passing yards
All Games: 105 vs. #9 Tennessee (11/21/26)
SEC Games: 105 vs. #9 Tennessee (11/21/26)

THE LAST TIME...

Individual Rushing

Had a player rush for 100 or more yards
All Games: 130 by Dillin Jones vs. Texas (11/14/26)
SEC Games: 130 by Dillin Jones vs. Texas (11/14/26)
Had a player rush for 150 or more yards
All Games: 287 by Tyrion Davis-Price vs. Florida (10/16/21)
SEC Games: 234 by Jayden Daniels vs. Florida (11/12/23)
Had a player rush for 200 or more yards
All Games: 287 by Tyrion Davis-Price vs. Florida (10/16/21)
SEC Games: 234 by Jayden Daniels vs. Florida (11/12/23)
Had a player rush for 225 or more yards
All Games: 287 by Tyrion Davis-Price vs. Florida (10/16/21)
SEC Games: 234 by Jayden Daniels vs. Florida (11/12/23)
Had a player rush for 2 or more TDs
All Games: 2 by Stacy Gage vs. McNeese (10/3/26)
SEC Games: 2 by Landen Clark vs. Texas A&M (09/26/26)
Had a player rush for 3 or more TDs
All Games: 3 by Sam Leavitt vs. LA Tech (09/12/26)
SEC Games: 3 by John Emery Jr. vs. Texas A&M (11/26/22)
Had a player rush for 4 or more TDs
All Games: 4 by Derrius Guice at Texas A&M (11/24/16)
SEC Games: 4 by Derrius Guice at Texas A&M (11/24/16)
Had a player rush for 5 or more TDs
All Games: 5 by Kevin Faulk at Kentucky (11/01/97)
SEC Games: 5 by Kevin Faulk at Kentucky (11/01/97)
Had a true freshman 100+ rushing yards and 3+ TD's
All Games: 101 yards, 3 TD by Caden Durham at Arkansas (10/19/24)
SEC Games: 101 yards, 3 TD by Caden Durham at Arkansas (10/19/24)

Individual Passing

Had a player pass for 200 or more yards
All Games: 222 by Sam Leavitt vs. #9 Tennessee (11/21/26)
SEC Games: 222 by Sam Leavitt vs. #9 Tennessee (11/21/26)
Had a player pass for 250 or more yards
All Games: 380 by Sam Leavitt vs. Alabama (11/07/26)
SEC Games: 380 by Sam Leavitt vs. Alabama (11/07/26)
Had a player pass for 300 or more yards.
All Games: 380 by Sam Leavitt vs. Alabama (11/07/26)
SEC Games: 380 by Sam Leavitt vs. Alabama (11/07/26)
Had a player pass for 350 or more yards
All Games: 380 by Sam Leavitt vs. Alabama (11/07/26)
SEC Games: 380 by Sam Leavitt vs. Alabama (11/07/26)
Had a player pass for 400 or more yards
All Games: 409 by Garrett Nussmeier vs. South Alabama (09/28/24)
SEC Games: 405 by Garrett Nussmeier vs. Texas A&M (10/26/24)
Had a player pass for 450 or more yards
All Games: 463 by Joe Burrow vs. Clemson (01/13/20)
SEC Games: 489 by Joe Burrow at Ole Miss (11/16/19)
Had a player pass for 500 or more yards
All Games: 528 by Rohan Davey at Alabama (11/03/01)
SEC Games: 528 by Rohan Davey at Alabama (11/03/01)
Had a player pass for 2 or more TDs
All Games: 2 by Sam Leavitt vs. Texas (11/14/26)
SEC Games: 2 by Sam Leavitt vs. Texas (11/14/26)
Had a player pass for 3 or more TDs
All Games: 3 by Sam Leavitt vs. Auburn (10/24/26)
SEC Games: 3 by Sam Leavitt vs. Auburn (10/24/26)
Had a player pass for 4 or more TDs
All Games: 4 by Sam Leavitt vs. Mississippi State (10/17/26)
SEC Games: 4 by Sam Leavitt vs. Mississippi State (10/17/26)
Had a player pass for 5 or more TDs
All Games: 6 by Garrett Nussmeier vs. Nicholls (09/07/24), 6 by Jayden Daniels vs Georgia State (11/18/23)
SEC Games: 5 by Max Johnson at Mississippi State (09/25/21)
Had a player complete 20 or more passes
All Games: 27 by Sam Leavitt vs. Texas (11/14/26)
SEC Games:27 by Sam Leavitt vs. Texas (11/14/26)
Had a player complete 25 or more passes
All Games: 27 by Sam Leavitt vs. #9 Tennessee (11/21/26)
SEC Games: 27 by Sam Leavitt vs. #9 Tennessee (11/21/26)
Had a player complete 30 or more passes
All Games: 35 by Sam Leavitt vs. Alabama (11/07/26)
SEC Games: 35 by Sam Leavitt vs. Alabama (11/07/26)
Had a player complete 35 or more passes
All Games: 35 by Sam Leavitt vs. Alabama (11/07/26)
SEC Games: 35 by Sam Leavitt vs. Alabama (11/07/26)
Had a player complete 15 straight passes
All Games: 17 by Rohan Davey vs. Arkansas-6 (11/26/99), vs. Western Carolina-11 (09/02/00) and 17 by Matt Mauck vs. Arizona-11 (09/06/03), vs. Western Illinois-6 (09/13/03) and 17 by Joe Burrow at Ole Miss (11/16/19)
Had a player throw 30 or more passes
All Games: 39 by Sam Leavitt vs. #9 Tennessee (11/21/26)
SEC Games: 39 by Sam Leavitt vs. #9 Tennessee (11/21/26
Had a player throw 35 or more passes
All Games: 39 by Sam Leavitt vs. #9 Tennessee (11/21/26
SEC Games: 39 by Sam Leavitt vs. #9 Tennessee (11/21/26
Had a player throw 40 or more passes
All Games: 47 by Sam Leavitt vs. Alabama (11/07/26)
SEC Games: 47 by Sam Leavitt vs. Alabama (11/07/26)
Had a player throw 45 or more passes
All Games: 47 by Sam Leavitt vs. Alabama (11/07/26)
SEC Games: 47 by Sam Leavitt vs. Alabama (11/07/26)
Had a player throw 50 or more passes
All Games: 51 by Max Johnson vs. Ole Miss (12/19/20)
SEC Games: 50 by Garrett Nussmeier vs. Texas A&M (10/26/24)

Individual Receiving

Had a player with 9 or more receptions in a game
All Games: 10 by Trey'Dez Green and 11 by Jackson Harris vs. Alabama (11/07/26)
SEC Games: 10 by Trey'Dez Green and 11 by Jackson Harris vs. Alabama (11/07/26)
Had a player with 10 or more receptions in a game
All Games: 10 by Trey'Dez Green and 11 by Jackson Harris vs. Alabama (11/07/26)
SEC Games: 10 by Trey'Dez Green and 11 by Jackson Harris vs. Alabama (11/07/26)
Had a player with 11 or more receptions in a game
All Games: 11 by Jackson Harris vs. Alabama (11/07/26)
SEC Games: 11 by Jackson Harris vs. Alabama (11/07/26)
Had a player with 12 or more receptions in a game
All Games: 14 by Kayshon Boutte vs. Ole Miss (12/19/20)
SEC Games: 17 by Malik Nabers vs. Alabama (11/04/23)
Had a player with 13 or more receptions in a game
All Games: 14 by Kayshon Boutte vs. Ole Miss (12/19/20)
SEC Games: 17 by Malik Nabers vs. Alabama (11/04/23)
Had a player with 14 or more receptions in a game
All Games: 14 by Kayshon Boutte vs. Ole Miss (12/19/20)
SEC Games: 17 by Malik Nabers vs. Alabama (11/04/23)
Had a player with 15 or more receptions in a game
All Games: 19 by Josh Reed at Alabama (11/03/01)
SEC Games: 17 by Malik Nabers vs. Alabama (11/04/23)
Had a player receive 100 or more yards
All Games: 166 by Jackson Harris vs. Alabama (11/07/26)
SEC Games: 166 by Jackson Harris vs. Alabama (11/07/26)
Had a player receive 150 or more yards
All Games: 166 by Jackson Harris vs. Alabama (11/07/26)
SEC Games:166 by Jackson Harris vs. Alabama (11/07/26)
Had a player receive 200 or more yards
All Games: 235 by Terrace Marshall Jr. at Missouri (10/10/20)
SEC Games: 239 by Malik Nabers at Mississippi State (09/16/23)
Had a player receive 250 or more yards
All Games: 293 by Josh Reed at Alabama (11/03/01) - school record
SEC Games: 293 by Josh Reed at Alabama (11/03/01) - school record
Had a player receive for 2 or more TDs
All Games: 2 by Jackson Harris vs. Texas (11/14/26)
SEC Games: 2 by Jackson Harris vs. Texas (11/14/26)
Had a player receive for 3 or more TDs
All Games: 3 by Kyren Lacy vs. Nicholls (09/07/24)
SEC Games: 3 by Brian Thomas at Ole Miss (09/30/23)
Had a player receive for 4 or more TDs
All Games: 4 by Justin Jefferson vs Oklahoma (12/28/19)
SEC Games: 4 by Ja'Marr Chase at Vanderbilt (09/21/19)
Had a player receive for 5 or more TDs
All Games: 5 by Carlos Carson vs. Rice (09/24/77)
SEC Games: Never

Game 1

NR/No. 23 Clemson 10
No. 11/13 LSU 51

September 5, 2026
Tiger Stadium
Baton Rouge, LA
(102,321)

LSU

RUSHING	Att.	Gain	Lost	Net	TD	Long	Avg.
Sam Leavitt	12	119	6	113	2	18	9.4
Dilin Jones	23	113	0	113	2	15	4.9
Stacy Gage	8	33	0	33	0	12	4.1
Landen Clark	4	23	0	23	0	8	5.8
Winston Watkins Jr.	1	14	0	14	0	14	14.0
Eugene Wilson III	1	9	0	9	0	9	9.0
Harlem Berry	4	9	0	9	0	5	2.2
Caden Durham	3	4	1	3	0	3	1.0
Husan Longstreet	1	3	0	3	0	3	3.0

PASSING	Att.	Comp	Int	Yds	TD	Long	Sacks
Sam Leavitt	28	16	1	230	1	32	0
Landen Clark	7	5	0	72	1	30	0
Husan Longstreet	1	1	0	33	0	33	0

RECEIVING	No.	Yds.	TD	Long
Winston Watkins Jr.	7	110	1	32
Trey'Dez Green	4	58	0	21
Eugene Wilson III	4	35	0	13
Phillip Wright III	3	70	1	33
Jackson Harris	1	32	0	12
Corey Barber Jr.	1	15	0	15
Jayce Brown	1	14	0	14
Dilin Jones	1	1	0	1
Malik Elzy	0	0	0	0
Zach Grace	0	0	0	0

PUNTING	No.	Yds.	Avg.	Long	I20	TB
Grant Chadwick	2	57	28.5	30	2	0

FIELD GOALS	Att.	Made	Long
Scott Starzyk	1	49	
Scott Starzyk	1		48

KICKOFFS	No.	Yards	Avg.	TB	OB
Scott Starzyk	9	595	66.1	6	0

	Punts			Kickoffs			Interceptions		
ALL RETURNS	No.	Yds.	Lg.	No.	Yds.	Lg.	No.	Yds.	Lg.
Phillip Wright III	0	0	0	1	18	18	0	0	0
Jordan Ross	0	0	0	0	0	0	1	30	30

CLEMSON

RUSHING	Att.	Gain	Lost	Net	TD	Long	Avg.
Jarvis Green	4	21	0	21	0	9	5.2
Gideon Davidson	7	22	2	20	0	8	2.9
David Eziomume	1	11	0	11	1	11	11.0
Christopher Vizzina	5	11	7	4	0	8	0.8
Chris Johnson Jr.	3	2	2	0	0	2	0.0
Bryant Wesco Jr.	1	0	7	-7	0	0	-7.0
Tait Reynolds	6	9	18	-9	0	5	-1.8

PASSING	Att.	Comp	Int.	Yds.	TD	Long	Sacks
Christopher Vizzina	16	10	1	83	0	25	1
Tait Reynolds	6	4	0	22	0	11	3

RECEIVING	No.	Yds.	TD	Long
T.J. Moore	4	31	0	11
Bryant Wesco Jr,	2	29	0	22
Tyler Brown	2	11	0	7
Juju Preston	1	25	0	25
Tristan Smith	1	6	0	6
Gordon Sellars III	1	4	0	4
Olsen Patt-Henry	1	1	0	1
Naeem Burroughs	1	1	0	1
Christian Bentancur	1	-3	0	0

PUNTING	No.	Yds.	Avg.	Long	I20	TB
Jack Smith	10	404	40.4	47	2	0

FIELD GOALS	Att.	Made	Long
Nolan Hauser	1	49	

KICKOFFS	No.	Yds.	Avg.	TB	OB
Robert Gunn III	3	193	64.3	1	

	Punts			Kickoffs			Interceptions		
ALL RETURNS	No.	Yds.	Lg.	No.	Yds.	Lg.	No.	Yds.	Lg.
Tyler Brown	0	0	0	1	20	20	0	0	0
Chris Johnson Jr.	0	0	0	2	45	24	0	0	0
Ashton Hampton	0	0	0	0	0	0	1	2	2

Football Smothers Clemson, 51-10, in Season Opener; Kiffin Era Debut

Quarterback Sam Leavitt accumulated 343 total yards and three touchdowns, and the LSU defense limited Clemson to just 145 yards and eight first downs, as the Bayou Bengals recorded a 51-10 win in Tiger Stadium. LSU improved to 1-0 on the season, while Clemson dropped to 0-1 in its first visit to Tiger Stadium. LSU defeated Clemson for the fifth time in the six all-time series matchups. LSU opened the head coach Lane Kiffin era by dominating the visiting Tigers, rolling up 38 first downs and 644 yards of total offense. Leavitt, in his LSU debut, finished the game with 230 yards passing and 113 yards rushing, scoring three touchdowns (two rushing, one passing). LSU's 38 first downs established a single-game school record, surpassing the previous mark of 35 first downs established in 1969 versus Mississippi State and tied in 2020 versus Ole Miss. Running back Dilin Jones also rushed for 113 yards, and he scored two TDs. Wide receiver Winston Watkins Jr. caught seven passes for 110 yards and one touchdown. The LSU defense featured the performances of safety Dashawn Spears, linebacker Whit Weeks and defensive end Princewill Umanmielen, who each contributed six tackles. Defensive end Jordan Ross returned an interception 30 yards for a touchdown to give LSU a 17-3 first-quarter lead, and he finished the game with four tackles, one sack, two tackles for loss and one quarterback hurry.

Scoring	1	2	3	4	F
CU	3	0	0	7	10
LSU	17	14	13	7	51

CLEM	1Q	13:28	Hauser 49 yd FG
LSU	1Q	10:16	Starzyk 49 yd FG
LSU	1Q	3:36	Jones 1 yd rush (Starzyk kick)
LSU	1Q	2:07	Ross 30 yd interception return (Starzyk kick)
LSU	2Q	7:54	Leavitt 8 yd rush (Starzyk kick)
LSU	2Q	1:10	Leavitt 13 yd rush (Starzyk kick)
LSU	3Q	8:21	Watkins Jr. 32 yd pass from Leavitt (Starzyk kick)
LSU	3Q	3:24	Jones 12 yd rush (Leavitt rush failed)
LSU	4Q	6:43	Wright III 30 yd pass from Clark (Starzyk kick)
CLEM	4Q	3:13	Eziomume 11 yd rush (Hauser kick)

Team Stats	CLEM	LSU
FIRST DOWNS	8	37
Rushing	4	20
Passing	3	15
Penalty	1	3
NET YARDS RUSHING	40	309
Rushing Attempts	26	58
Average Per Rush	1.5	5.3
Rushing Touchdowns	1	4
Yards Gained Rushing	76	327
Yards Lost Rushing	36	18
NET YARDS PASSING	105	335
Completions-Attempts-Int	14-22-1	22-36-1
Avg. Per Attempt	4.8	9.3
Avg. Per Completion	7.5	15.2
Passing Touchdowns	0	2
TOTAL OFFENSE YARDS	145	644
Total offense plays	48	94
Avg. Gain Per Play	3.0	6.9
Fumbles: Number-Lost	0-0	1-0
Penalties: Number-Yards	5-41	6-75
PUNTS-YARDS	10-404	2-57
Avg. Yard Per Punt	40.4	28.5
Net Yards Per Punt	40.4	28.5
Inside 20	2	2
50+ Yards	0	0
Touchbacks	0	0
Fair Catch	3	2
KICKOFF-YARDS	3-193	9-595
Avg. Yard Per Kickoff	64.3	66.1
Net Yards Per Kickoff	41.7	42.2
Touchbacks	1	6
Punt Returns: Number-Yds-TD	0-0-0	0-0-0
Avg. Punt Return	0.0	0.0
Kick Returns: Number-Yds-TD	3-65-0	1-18-0
Avg. Per Return	21.7	18.0
Interception: Number-Yds-TD	1-2-0	1-30-1
Fumble Returns: Number-Yds-TD	0-0-0	0-0-0
Miscellaneous Yards	0	0
Possession Time	23:51	36:09
1st Quarter	6:57	8:03
2nd Quarter	4:55	10:05
3rd Quarter	6:50	8:10
4th Quarter	5:09	9:51
Third Down Conversions	1-13	11-16
Fourth Down Conversions	0-0	1-1
Red-Zone: Scores-Chances	1-1	4-4
Touchdowns	1	4
Field Goals	0	0
Sacks By: Number-Yds	0-0	4-19
PAT Kicks	1-1	6-6
2Pts Conversions	0-0	0-1
Field Goals	1-1	1-2
Points off Turnover	3	7

Game 2

LA Tech	**14**	**September 12, 2026**
No. 8 LSU	**45**	**Tiger Stadium**
		Baton Rouge, LA
		(102,321)

LSU

RUSHING	Att.	Gain	Lost	Net	TD	Long	Avg.
Dillin Jones	18	78	12	66	0	46	3.7
Sam Leavitt	11	50	28	22	3	17	2.0
Stacy Gage	4	20	0	20	0	10	5.0
Landen CLark	3	19	0	19	1	7	6.3
Trey'Dez Green	2	7	0	7	0	6	3.5
Winston Watkins Jr.	1	6	0	6	0	6	6.0
Harlem Berry	1	4	0	4	0	4	4.0
Phillip Wright III	1	4	0	4	0	4	4.0
Eugene Wilson III	1	1	0	1	0	1	1.0
Caden Durham	1	0	2	-2	0	0	-2.0

PASSING	Att.	Comp	Int	Yds	TD	Long	Sacks
Sam Leavitt	38	25	3	344	1	53	5
Landen Clark	3	2	0	37	0	21	0

RECEIVING	No.	Yds.	TD	Long
Trey'Dez Green	6	104	1	24
Eugene Wilson III	6	93	0	53
Winston Watkins Jr.	5	43	0	17
Jackson Harris	3	80	0	42
Dillin Jones	3	14	0	8
Tyree Holloway	2	37	0	21
Stacy Gage	2	10	0	5
Jayce Brown	0	0	0	0
Phillip Wright III	0	0	0	0

PUNTING	No.	Yds.	Avg.	Long	I20	TB
Grant Chadwick	3	130	43.3	50	2	0

FIELD GOALS	Att.	Made	Long
Scott Starzyk	1	29	
Scott Starzyk	1	25	
Scott Starzyk	1	23	

KICKOFFS	No.	Yards	Avg.	TB	OB
Scott Starzyk	9	585	65.0	8	0

	Punts			Kickoffs			Interceptions		
ALL RETURNS	No.	Yds.	Lg.	No.	Yds.	Lg.	No.	Yds.	Lg.
Eugene Wilson III	4	44	27	0	0	0	0	0	0
DJ Pickett	0	0	0	0	0	0	1	32	32

LA TECH

RUSHING	Att.	Gain	Lost	Net	TD	Long	Avg.
Andrew Burnette	6	16	0	16	0	6	2.7
Sergio Snider	2	8	0	8	0	6	4.0
Jaden Miller	6	9	6	3	0	5	0.5
Trey Kukuk	4	8	6	2	0	6	0.5
Luke Watkins	1	0	6	-6	0	0	-6.0
Blake Baker	12	12	39	-27	0	6	-2.2

PASSING	Att.	Comp	Int.	Yds.	TD	Long	Sacks
Blake Baker	21	11	1	128	1	67	8
Trey Kukuk	3	1	0	15	0	12	0

RECEIVING	No.	Yds.	TD	Long
Jalen Mickens	6	101	1	67
Talyn Shettron	2	18	0	12
Eli Finley	2	15	0	11
Marcus Calwise Jr	1	3	0	3
Luke Watkins	1	3	0	3
Andrew Burnette	1	3	0	3
Blake Baker	1	0	0	0
Dylone Brooks	0	0	0	0

PUNTING	No.	Yds.	Avg.	Long	I20	TB
Lexington Matthews	6	294	49.0	58	0	1

FIELD GOALS	Att.	Made	Long
Kaegan Kent	1		54

KICKOFFS	No.	Yds.	Avg.	TB	OB
Hunter Rious	3	193	64.3	2	1

	Punts			Kickoffs			Interceptions		
ALL RETURNS	No.	Yds.	Lg.	No.	Yds.	Lg.	No.	Yds.	Lg.
Dedrick Latulas	1	2	2	1	32	32	0	0	0
Kam Franklin	0	0	0	0	0	0	1	0	0
Jordan Mcrae	0	0	0	0	0	0	1	100	100
Zheric HIll	0	0	0	0	0	0	1	25	25

Football Powers Past Louisiana Tech, 45-14

Eighth-ranked LSU blitzed Louisiana Tech with 28 unanswered points in the second half, as the Tigers recorded a 45-14 win over the Bulldogs in Tiger Stadium. LSU improved to 2-0 on the season, while Louisiana Tech dropped to 1-1. The Tigers won their 40th straight game against an in-state opponent. The LSU defense was dominant for the second consecutive week, limiting Louisiana Tech to just 139 total yards and eight first downs. The Bulldogs finished with minus-4 total rushing yards. The Tigers extended their 10-7 halftime lead to 13-7 early in the third quarter, when Scott Starzyk connected on a 25-yard field goal. Quarterback Sam Leavitt then culminated a 60-yard scoring drive with a nine-yard TD run, giving the Tigers a 21-7 advantage after a two-point conversion. Starzyk nailed a 23-yard field goal later in the third period, and Leavitt reached paydirt on a five-yard rush, increasing the LSU lead to 31-7 with 13:32 remaining in the game. Leavitt's 10-yard TD pass to tight end Trey'Dez Green stretched the margin 38-7 with 9:39 left in the final period. Leavitt threw for 344 yards, and Dilin Jones paced the Tigers' rushing attack with 66 yards on the ground. Linebacker TJ Dottery logged a team-best nine tackles, and defensive end Princewill Umanmielen recorded 3.0 sacks, increasing his season total to 5.0.

Scoring	1	2	3	4	F
LAT	0	7	0	7	14
LSU	10	0	14	21	45

LSU	1Q	6:36	S.Starzyk 29 yd FG
LSU	1Q	3:46	S.Leavitt 5 yd rush (S.Starzyk kick)
LAT	2Q	1:53	J.Mcrae 100 yd interception return (K.Kent kick)
LSU	3Q	10:12	S.Starzyk 25 yd FG
LSU	3Q	4:32	S.Leavitt 9 yd rush (M.Thomas pass from S.Leavitt)
LSU	3Q	2:12	S.Starzyk 23 yd FG, 4-6
LSU	4Q	13:32	S.Leavitt 5 yd rush (S.Starzyk kick)
LSU	4Q	9:39	T.Green 10 yd pass from #10 S.Leavitt (S.Starzyk kick)
LAT	4Q	8:08	J.Mickens 67 yd pass from B.Baker (K.Kent kick)
LSU	4Q	1:48	L.Clark 7 yd rush (S.Starzyk kick)

Team Stats	LAT	LSU
FIRST DOWNS	8	26
Rushing	2	9
Passing	3	16
Penalty	3	1
NET YARDS RUSHING	-4	147
Rushing Attempts	31	43
Average Per Rush	-0.1	3.4
Rushing Touchdowns	0	4
Yards Gained Rushing	53	189
Yards Lost Rushing	57	42
NET YARDS PASSING	143	381
Completions-Attempts-Int	14-24-1	27-41-3
Avg. Per Attempt	6.0	9.3
Avg. Per Completion	10.2	14.1
Passing Touchdowns	1	1
TOTAL OFFENSE YARDS	139	528
Total offense plays	55	84
Avg. Gain Per Play	2.5	6.3
Fumbles: Number-Lost	3-2	1-1
Penalties: Number-Yards	5-50	10-101
PUNTS-YARDS	6-294	3-130
Avg. Yard Per Punt	49.0	43.3
Net Yards Per Punt	38.3	42.7
Inside 20	0	2
50+ Yards	4	1
Touchbacks	1	0
Fair Catch	0	1
KICKOFF-YARDS	3-193	9-585
Avg. Yard Per Kickoff	64.3	65.0
Net Yards Per Kickoff	36.7	39.2
Touchbacks	2	8
Punt Returns: Number-Yds-TD	1-2-0	4-44-0
Avg. Punt Return	2.0	11.0
Kick Returns: Number-Yds-TD	1-32-0	0-0-0
Avg. Per Return	32.0	0.0
Interception: Number-Yds-TD	3-125-1	1-32-0
Fumble Returns: Number-Yds-TD	1-35-0	1-22-0
Miscellaneous Yards	0	0
Possession Time	25:48	34:12
1st Quarter	6:09	8:52
2nd Quarter	3:45	11:15
3rd Quarter	7:58	7:02
4th Quarter	7:56	7:04
Third Down Conversions	3-14	8-17
Fourth Down Conversions	0-2	1-1
Red-Zone: Scores-Chances	0-1	8-10
Touchdowns	0	6
Field Goals	0	3
Sacks By: Number-Yds	5-28	8-29
PAT Kicks	2-2	4-4
2Pts Conversions	0-0	1-1
Field Goals	0-1	3-3
Points off Turnover	7	10

Game 3

No. 7 LSU	**24**	**September 19, 2026**
No. 8 Ole Miss	**32**	**Vaught-Hemingway Stadium**
		Oxford, MS
		(70,033)

LSU

RUSHING	Att.	Gain	Lost	Net	TD	Long	Avg.
Dillin Jones	23	112	6	106	1	20	4.6
Sam LEavitt	17	71	8	63	1	13	3.7
Stacy Gage	3	3	0	3	0	2	1.0

PASSING	Att.	Comp	Int	Yds	TD	Long	Sacks
Sam Leavitt	27	16	1	158	1	26	2

RECEIVING	No.	Yds.	TD	Long
Trey'Dez	4	60	0	23
Winston Watkins Jr.	3	54	1	26
Jayce Brown	3	23	0	9
Dillin Jones	2	6	0	5
Eugene Wilson III	2	4	0	5
Malik Elzy	1	6	0	6
Jackson Harris	1	5	0	5
Zach Grace	0	0	0	0

PUNTING	No.	Yds.	Avg.	Long	I20	TB
Grant Chadwick	4	139	34.8	49	1	0

FIELD GOALS	Att.	Made	Long
Scott Starzyk	1	23	

KICKOFFS	No.	Yards	Avg.	TB	OB
Scott Starzyk	5	325	65.0	5	0

	Punts			Kickoffs			Interceptions		
ALL RETURNS	No.	Yds.	Lg.	No.	Yds.	Lg.	No.	Yds.	Lg.
Harlem Berry	0	0	0	1	20	20	0	0	0
Ja'Keem Jackson	0	0	0	0	0	0	1	10	10

OLE MISS

RUSHING	Att.	Gain	Lost	Net	TD	Long	Avg.
Kewan Lacy	9	43	0	43	1	22	4.8
JT Lindsey	4	20	0	20	0	11	5.0
Deuce Alexander	1	4	0	4	0	4	4.0
Trinidad Chambliss	9	38	36	2	1	15	0.2

PASSING	Att.	Comp	Int.	Yds.	TD	Long	Sacks
Trinidad Chambliss	48	33	1	363	2	36	2

RECEIVING	No.	Yds.	TD	Long
Trayton Ray	7	115	1	36
Deuce Alexander	7	60	0	20
Caleb Odom	5	88	0	30
Horatio Fields	5	52	0	22
Luke Hasz	3	15	0	6
Michael Smith	2	13	0	7
Kewan Lacy	2	-2	0	2
Johntay Cook II	1	14	0	14
JT Lindsey	1	8	0	8

PUNTING	No.	Yds.	Avg.	Long	I20	TB4
Oscar Bird	2	84	42.0	49	0	0

FIELD GOALS	Att.	Made	Long
Lucas Cameiro	1	37	
Lucas Cameiro	1		53

KICKOFFS	No.	Yds.	Avg.	TB	OB
Lucas Cameiro	6	384	64.0	4	0

	Punts			Kickoffs			Interceptions		
ALL RETURNS	No.	Yds.	Lg.	No.	Yds.	Lg.	No.	Yds.	Lg.
Deuce Alexander	1	0	0	0	0	0	0	0	0
Jayton Braxton	0	0	0	0	0	0	1	0	0

Football Comeback Falls Short at No. 8 Ole Miss, 32-24

Ole Miss quarterback Trinidad Chambliss scored on a 14-yard run with 6:14 remaining in the game to lift the eighth-ranked Rebels to a 32-24 win over No. 7 LSU in Vaught-Hemingway Stadium. Ole Miss improved to 3-0 on the season, 1-0 in the SEC, while LSU dropped to 2-1 overall and 0-1 in conference play. Chambliss' fourth-quarter touchdown capped a 13-play, 75-yard drive that broke a 24-24 tie. The Tigers responded by moving 69 yards on 14 plays to the Ole Miss six-yard line; however, LSU quarterback Sam Leavitt's fourth-down pass was intercepted in the end zone by Rebels' cornerback Jaylon Braxton with 58 seconds left in the contest. Trailing 24-7 at halftime, LSU roared back in the second-half with 17 straight points to tie the game. Leavitt rushed for a four-yard score and connected with wide receiver Winston Watkins Jr. for a 26-yard TD before Scott Starzyk's 23-yard field goal knotted the contest at the 11:21 mark of the fourth period. Leavitt passed for 158 yards and rushed for 63 more, while LSU running back Dilin Jones compiled 106 yards on 23 carries. The Tigers' defensive effort was led by linebacker Whit Weeks and cornerback PJ Woodland, who each contributed eight tackles. A third-quarter interception of Chambliss by cornerback Ja'Keem Jackson triggered LSU's second-half comeback.

Scoring	1	2	3	4	F
OM	0	7	14	3	24
LSU	10	14	0	8	32

OM	1Q	6:38	L.Carneiro 37 yd FG
OM	1Q	2:00	K.Lacy 5 yd rush
OM	2Q	9:49	T.Ray 21 yd pass from T. Chambliss (L.Carneiro kick)
LSU	2Q	1:57	D.Jones 2 yd rush (S.Starzyk kick)
OM	2Q	0:05	D.Alexander 20 yd pass from T.Chambliss (L.Carneiro kick)
LSU	3Q	9:18	S.Leavitt 4 yd rush (S.Starzyk kick)
LSU	3Q	3:05	W.Watkins Jr. 26 yd pass from S.Leavitt (S.Starzyk kick)
LSU	4Q	11:21	S.Starzyk 23 yd FG
OM	4Q	6:14	T.Chambliss 14 yd rush (J.Lindsey rush)

Team Stats	LSU	OM
FIRST DOWNS	19	25
Rushing	9	7
Passing	9	17
Penalty	1	1
NET YARDS RUSHING	172	63
Rushing Attempts	43	25
Average Per Rush	4.0	2.5
Rushing Touchdowns	2	2
Yards Gained Rushing	186	105
Yards Lost Rushing	14	42
NET YARDS PASSING	158	363
Completions-Attempts-Int	16-27-1	33-48-1
Avg. Per Attempt	5.9	7.6
Avg. Per Completion	9.9	11.0
Passing Touchdowns	1	2
TOTAL OFFENSE YARDS	330	426
Total offense plays	70	73
Avg. Gain Per Play	4.7	5.8
Fumbles: Number-Lost	0-0	1-0
Penalties: Number-Yards	7-34	8-77
PUNTS-YARDS	4-139	2-84
Avg. Yard Per Punt	34.8	42.0
Net Yards Per Punt	48.8	42
Inside 20	1	0
50+ Yards	0	0
Touchbacks	0	0
Fair Catch	1	0
KICKOFF-YARDS	5-325	6-384
Avg. Yard Per Kickoff	65.0	64.0
Net Yards Per Kickoff	40	40
Touchbacks	5	4
Punt Returns: Number-Yds-TD	0-0-0	1-0-0
Avg. Punt Return	0.0	0.0
Kick Returns: Number-Yds-TD	1-20-0	0-0-0
Avg. Per Return	20.0	0.0
Interception: Number-Yds-TD	1-10-0	1-0-0
Fumble Returns: Number-Yds-TD	0-0-0	0-0-0
Miscellaneous Yards	0	0
Possession Time	30:15	29:45
1st Quarter	5:14	9:46
2nd Quarter	8:31	6:29
3rd Quarter	7:35	7:25
4th Quarter	8:55	6:05
Third Down Conversions	9-17	9-15
Fourth Down Conversions	2-3	1-1
Red-Zone: Scores-Chances	3-4	5-5
Touchdowns	2	4
Field Goals	2	1
Sacks By: Number-Yds	2-22	2-8
PAT Kicks	3-3	3-3
2Pts Conversions	0-0	1-1
Field Goals	1-1	1-2
Points off Turnover	7	0

Game 4

No. 23 Texas A&M 6
No. 10 LSU 35

September 26, 2026
Tiger Stadium
Baton Rouge, LA
(102,321)

LSU

RUSHING	Att.	Gain	Lost	Net	TD	Long	Avg.
Dillin Jones	14	66	3	63	1	36	4.5
Harlem Berry	7	59	1	58	0	18	8.3
Landen Clark	9	46	5	41	2	14	4.6
Sam Leavitt	5	22	0	22	0	8	4.4
Jayce Brown	1	4	0	4	0	4	4.0
Eugene Wilson III	1	3	0	3	0	3	3.0
Winston Watkins Jr.	1	3	0	3	0	3	3.0

PASSING	Att.	Comp	Int	Yds	TD	Long	Sacks
Sam Leavitt	23	17	1	312	2	57	0
Landen Clark	5	0	0	0	0	0	0

RECEIVING	No.	Yds.	TD	Long
Jackson Harris	6	163	2	57
Winston Watkins Jr.	5	107	0	36
Dillin Jones	3	22	0	13
Eugene Wllson III	3	20	0	14
Zach Grace	0	0	0	0
Harlem Berry	0	0	0	0
Jayce Brown	0	0	0	0

PUNTING	No.	Yds.	Avg.	Long	I20	TB
Grant Chadwick	5	198	39.6	47	0	0

FIELD GOALS	Att.	Made	Long
Scott Starzyk	1		24

KICKOFFS	No.	Yards	Avg.	TB	OB
Scott Starzyk	6	386	64.3	4	0

	Punts			Kickoffs			Interceptions		
ALL RETURNS	No.	Yds.	Lg.	No.	Yds.	Lg.	No.	Yds.	Lg.
Eugene Wilson III	1	-1	0	0	0	0	0	0	0
Tamarcus Cooley	0	0	0	0	0	0	1	0	0
Mlchael Turner Jr.	0	0	0	0	0	0	1	10	10

TEXAS A&M

RUSHING	Att.	Gain	Lost	Net	TD	Long	Avg.
Rueben Owens II	11	62	0	62	0	16	5.6
KJ Edwards	4	22	1	21	0	14	5.2
Carsyn Baker	7	20	5	15	0	10	2.1
Mario Craver	1	6	0	6	0	6	6.0
Marcel Reed	10	32	45	-13	0	12	-1.3

PASSING	Att.	Comp	Int.	Yds.	TD	Long	Sacks
Marcel Reed	26	10	1	106	0	27	4
Brady Hart	1	0	1	0	0	0	0

RECEIVING	No.	Yds.	TD	Long
Isaiah Horton	3	43	0	27
Mario Craver	3	31	0	16
Houston Thomas	2	10	0	6
Aaron Gregory	1	13	0	13
Rueben Owens II	1	9	0	9
Ashton Bethel-Roman	0	0	0	0
KJ Edwards	0	0	0	0
Micah Riley	0	0	0	0
Kelshaun Johnson	0	0	0	0

PUNTING	No.	Yds.	Avg.	Long	I20	TB
Tyler White	7	363	51.9	58	3	1

FIELD GOALS	Att.	Made	Long
David Olano	1	24	
David Olano	1	53	

KICKOFFS	No.	Yds.	Avg.	TB	OB
David Olano	3	195	65.0	3	0

	Punts			Kickoffs			Interceptions		
ALL RETURNS	No.	Yds.	Lg.	No.	Yds.	Lg.	No.	Yds.	Lg.
Mario Craver	1	0	0	0	0	0	0	0	0
Isaiah Horton	1	5	5	0	0	0	0	0	0
Rueben Owens II	0	0	0	1	0	0	0	0	0
Marcus Ratcliffe	0	0	0	0	0	0	1	0	0

Football Dominates No. 23 Texas A&M; Cruises to 35-6 Victory

Quarterback Sam Leavitt passed for 312 yards and two touchdowns – both to wide receiver Jackson Harris – and the LSU defense dominated Texas A&M, as the 10th-ranked Tigers rolled to a 35-6 win over the No. 20 Aggies in Tiger Stadium. LSU improved to 3-1 on the season, 1-1 in the SEC, while Texas A&M dropped to 2-2 overall and 0-2 in conference play. Leavitt connected on 17-of-23 passes for 312 yards and two TDs, as the Tigers compiled 506 yards of total offense while limiting the Aggies to just 197 total yards. Harris caught eight passes for 163 yards and scoring connections with Leavitt that covered 16 and 57 yards. Running back Dilin Jones carried 14 times for 63 yards and one touchdown, highlighting an LSU rushing attack that accumulated 194 yards. Backup quarterback Landen Clark entered the game for LSU in the third quarter, and he rushed for 41 yards on nine carries, including a pair of touchdowns. Safety Ty Benefield and linebacker TJ Dottery led the Tigers with seven tackles apiece, and the LSU defense recorded 4.0 sacks, 7.0 tackles for loss and two interceptions. Freshman defensive tackle Deuce Geralds provided 2.0 tackles for loss for -11 yards.

Scoring	1	2	3	4	F
Texas A&M	0	3	3	0	6
LSU	7	7	21	20	35

LSU	1Q	9:37	D.Jones 1 yd rush (Starzyk kick)
TAMU	2Q	8:46	D.Olano 24 yd FG
LSU	2Q	1:54	J.Harris 16 yd pass from S.Leavitt (S.Starzyk kick)
LSU	3Q	10:57	J.Harris 57 yd pass from S.Leavitt (S.Starzyk kick)
LSU	3Q	6:16	L.Clark 4 yd rush (S.Starzyk kick)
TAMU	3Q	3:22	D.Olano 53 yd FG
LSU	3Q	0:31	L.Clark 2 yd rush (S.Starzyk kick))

Team Stats	TAMU	LSU
FIRST DOWNS	11	20
Rushing	8	8
Passing	3	11
Penalty	0	1
NET YARDS RUSHING	91	194
Rushing Attempts	33	38
Average Per Rush	2.8	5.1
Rushing Touchdowns	0	3
Yards Gained Rushing	142	203
Yards Lost Rushing	51	9
NET YARDS PASSING	106	312
Completions-Attempts-Int	10-27-2	17-28-1
Avg. Per Attempt	3.9	11.1
Avg. Per Completion	10.6	18.4
Passing Touchdowns	0	2
TOTAL OFFENSE YARDS	197	506
Total offense plays	60	66
Avg. Gain Per Play	3.3	7.7
Fumbles: Number-Lost	1-0	2-0
Penalties: Number-Yards	7-44	5-35
PUNTS-YARDS	7-363	5-198
Avg. Yard Per Punt	51.9	39.6
Net Yards Per Punt	49.1	38.6
Inside 20	3	0
50+ Yards	6	0
Touchbacks	1	0
Fair Catch	2	2
KICKOFF-YARDS	3-195	6-386
Avg. Yard Per Kickoff	65.0	64.3
Net Yards Per Kickoff	40	44
Touchbacks*	3	4
Punt Returns: Number-Yds-TD*	2-5-0	1--1-0
Avg. Punt Return	2.5	-1.0
Kick Returns: Number-Yds-TD	1-0-0	0-0-0
Avg. Per Return	0.0	0.0
Interception: Number-Yds-TD	1-0-0	2-10-0
Fumble Returns: Number-Yds-TD	0-0-0	0-0-0
Miscellaneous Yards	0	0
Possession Time	29:41	30.19
1st Quarter	7:55	7:05
2nd Quarter	10:09	4:51
3rd Quarter	6:53	8:07
4th Quarter	4:44	10:16
Third Down Conversions	4-15	4-12
Fourth Down Conversions	0-1	1-2
Red-Zone: Scores-Chances	1-1	4-6
Touchdowns	0	4
Field Goals	1	0
Sacks By: Number-Yds	0-0	4-41
PAT Kicks	0-0	5-5
2Pts Conversions	0-0	0-0
Field Goals	2-2	0-1
Points off Turnover	3	0

Game 5

McNeese	**14**	**October 3, 2026**
No. 11 LSU	**63**	**Tiger Stadium**
		Baton Rouge, LA
		(102,321)

LSU

RUSHING	Att.	Gain	Lost	Net	TD	Long	Avg.
Harlem Berry	15	127	2	125	1	46	8.3
Stacy Gage	6	112	2	110	2	46	18.3
Dillin Jones	16	78	0	78	1	8	4.9
Husan Longstreet	4	32	0	32	0	17	8.0
Caden Durham	5	13	0	13	0	5	2.6
Landen Clark	3	11	0	11	1	5	3.7
Deuce Geralds	1	1	0	1	1	1	1.0
Rod Gainey Jr.	2	3	3	0	0	3	0.0

PASSING	Att.	Comp	Int	Yds	TD	Long	Sacks
Sam Leavitt	23	18	1	177	3	23	0
Landen Clark	16	7	0	126	0	38	0
Husan Longstreet	9	6	0	62	0	18	0

RECEIVING	No.	Yds.	TD	Long
Corey BarberJr.	7	83	2	23
Eugene Wilson III	4	58	0	18
Jayce Brown	4	52	0	18
Jackson Harris	4	37	0	20
Tre Brown	3	50	0	38
Winston Watkins Jr.	3	40	0	22
Roman Mothershed	2	12	1	11
Dilin Jones	2	5	0	4
Malik Elzy	1	25	0	25
Josh Jackson	1	3	0	3
Zach Grace	0	0	0	0
Brayden Allen	0	0	0	0
Tyree Holloway	0	0	0	0
JC Anderson	0	0	0	0

PUNTING	No.	Yds.	Avg.	Long	I20	TB
Grant Chadwick	3	130	43.3	52	0	0

FIELD GOALS	Att.	Made	Long

KICKOFFS	No.	Yards	Avg.	TB	OB
Scott Starzyk	8	520	65.0	8	0
Gavin Higgins	1	60	60.0	0	0

	Punts			Kickoffs			Interceptions		
ALL RETURNS	No.	Yds.	Lg.	No.	Yds.	Lg.	No.	Yds.	Lg.
Harlem Berry	0	0	0	1	19	19	0	0	0
Tamarcus Cooley	0	0	0	0	0	0	1	21	21

MCNEESE

RUSHING	Att.	Gain	Lost	Net	TD	Long	Avg.
Jamaal Levi	1	64	0	64	1	64	64.0
Omiri Wiggins	10	28	7	21	0	17	2.1
Hutch Swilley	5	18	0	18	0	6	3.6
Tre'Vonte Citizen	6	7	3	4	0	5	0.7
Marquez Davis	1	2	0	2	0	2	2.0
Brady Barrier	3	2	2	0	0	1	0.0
Jake Strong	4	7	14	-7	0	7	-1.8

PASSING	Att.	Comp	Int.	Yds.	TD	Long	Sacks
Jake Strong	10	3	1	20	0	11	2
Brady Barrier	7	5	0	74	1	43	1

RECEIVING	No.	Yds.	TD	Long
Jamaal Levi	2	46	1	43
Solo Lewis	1	17	0	17
Curtis Deville Jr.	1	11	0	11
Kameran Senegal	1	7	0	7
Hutch Swilley	1	6	0	6
Trevor Haman	1	5	0	5
Tre'Vonte Citizen	1	2	0	2
Elisha Edwards	0	0	0	0
Chris Guidry	0	0	0	0

PUNTING	No.	Yds.	Avg.	Long	I20	TB
George Dixon	10	436	43.6	54	2	0

FIELD GOALS	Att.	Made	Long

KICKOFFS	No.	Yds.	Avg.	TB	OB
Deaglan Camron	3	190	63.3	0	0

	Punts			Kickoffs			Interceptions		
ALL RETURNS	No.	Yds.	Lg.	No.	Yds.	Lg.	No.	Yds.	Lg.
Solo Lewis	3	31	28	0	0	0	0	0	0
Lorenzell Dubose	0	0	0	0	0	0	1	7	7

Football Dominates McNeese, 63-14, Behind Historic Offensive Night

No. 11 LSU accumulated 731 yards of total offense – the second-highest mark in school history – as the Tigers defeated McNeese, 63-14, in Tiger Stadium. LSU improved to 4-1 on the season, while McNeese dropped to 2-4. The Tigers' balanced offensive attack produced 366 yards rushing and 365 yards passing, and the total of 731 yards was second only in the LSU record book to the 746 yards compiled in a 77-0 win over Rice in 1977. LSU established school marks against McNeese for most offensive plays (101) and most first downs (39). Quarterback Sam Leavitt threw for 177 yards and three touchdowns, completing 17-of-23 attempts. Harlem Berry carried 15 times for 125 yards and one touchdown, and Stacy Gage rushed six times for 110 yards and TDs covering 46 and 39 yards.

Freshman wide receiver Corey Barber Jr. scored the first two touchdowns of his collegiate career, hauling in TD passes from Leavitt covering six and 12 yards. The LSU defense limited McNeese to 196 total yards while producing 3.0 sacks and 7.0 tackles for loss. Freshman defensive tackle Deuce Geralds recorded his fifth sack of the season in the second period, and he later rushed for a one-yard touchdown in the third quarter.

Scoring	1	2	3	4	F
LSU	**14**	21	14	14	63
McNeese	**0**	0	14	0	14

LSU	1Q	9:23	D.Jones 1 yd rush (Starzyk kick)
LSU	1Q	3:18	R.Mothershed 1 yd pass from S.Leavitt (S.Starzyk kick)
LSU	2Q	7:37	L.Clark 3 yd rush (S.Starzyk kick)
LSU	2Q	4:01	C.BarberJr. 6 yd pass from S.Leavitt (S.Starzyk kick)
LSU	2Q	0:57	C.BarberJr. 12 yd pass from S.Leavitt (S.Starzyk kick)
LSU	3Q	11:34	D.Geralds 1 yd rush (S.Starzyk kick)
LSU	3Q	8:22	H.Berry 12 yd rush (S.Starzyk kick)
MCN	3Q	4:48	J.Levi 43 yd pass from B.Barrier (D.Camron kick)
MCN	3Q	3:32	J.Levi 64 yd rush (D.Camron kick)
LSU	4Q	13:56	S.Gage 46 yd rush (S.Starzyk kick)
LSU	4Q	10:55	S.Gage 39 yd rush (S.Starzyk kick)

Team Stats	MCN	LSU
FIRST DOWNS	6	39
Rushing	3	17
Passing	3	21
Penalty	0	1
NET YARDS RUSHING	102	366
Rushing Attempts	30	53
Average Per Rush	3.4	6.9
Rushing Touchdowns	1	6
Yards Gained Rushing	128	377
Yards Lost Rushing	26	11
NET YARDS PASSING	94	365
Completions-Attempts-Int	8-17-1	31-48-1
Avg. Per Attempt	5.5	7.6
Avg. Per Completion	11.8	11.8
Passing Touchdowns	1	3
TOTAL OFFENSE YARDS	196	731
Total offense plays	47	101
Avg. Gain Per Play	4.2	7.2
Fumbles: Number-Lost	1-0	2-0
Penalties: Number-Yards	4-32	3-11
PUNTS-YARDS	10-436	3-130
Avg. Yard Per Punt	43.6	43.3
Net Yards Per Punt	43.6	33
Inside 20	2	0
50+ Yards	1	1
Touchbacks	0	0
Fair Catch	7	0
KICKOFF-YARDS	3-190	9-580
Avg. Yard Per Kickoff	63.3	64.4
Net Yards Per Kickoff	42	40
Touchbacks*	0	8
Punt Returns: Number-Yds-TD*	3-31-0	0-0-0
Avg. Punt Return	10.3	0.0
Kick Returns: Number-Yds-TD	0-0-0	1-19-0
Avg. Per Return	0.0	19.0
Interception: Number-Yds-TD	1-7-0	1-21-0
Fumble Returns: Number-Yds-TD	0-0-0	0-0-0
Miscellaneous Yards	0	0
Possession Time	22:46	37:14
1st Quarter	5:41	9:19
2nd Quarter	5:29	9:31
3rd Quarter	6:24	8:36
4th Quarter	5:12	9:48
Third Down Conversions	1-12	9-17
Fourth Down Conversions	0-0	3-3
Red-Zone: Scores-Chances	0-0	7-7
Touchdowns	0	7
Field Goals	0	0
Sacks By: Number-Yds	0-0	3-16
PAT Kicks	2-2	9-9
2Pts Conversions	0-0	0-0
Field Goals	0-0	0-0
Points off Turnover	0	7

Game 6

No. 10 LSU	**34**	**October 10, 2026**
No. 25 Kentucky	**35**	**Kroger Field**
		Lexington, Ky
		(61,897)

LSU

RUSHING	Att.	Gain	Lost	Net	TD	Long	Avg.
Dillin Jones	16	59	3	56	0	14	3.5
Sam Leavitt	15	63	24	39	1	15	2.6
Harlem Berry	3	9	5	4	0	9	1.3
Landen Clark	1	0	0	0	0	0	0.0

PASSING	Att.	Comp	Int	Yds	TD	Long	Sacks
Sam Leavitt	34	25	1	275	2	22	3
Jackson Harris	1	1	0	41	1	41	0

RECEIVING	No.	Yds.	TD	Long
Dilin Jones	7	84	0	20
Winston Watkins Jr.	6	62	0	14
Jackson Harris	6	54	1	16
Roman Mothershed	2	56	1	41
Harlem Berry	2	22	0	15
Zach Grace	1	22	1	22
Tre Brown	1	11	0	11
Eugene Wilson III	1	5	0	5
Malik Elzy	0	0	0	0

PUNTING	No.	Yds.	Avg.	Long	I20	TB
Grant Chadwick	3	129	43.0	48	1	0

FIELD GOALS	Att.	Made	Long
Scott Starzyk	1	24	
Scott Starzyk	1	24	

KICKOFFS	No.	Yards	Avg.	TB	OB
Scott Starzyk	6	390	65.0	5	0

	Punts			Kickoffs			Interceptions		
ALL RETURNS	No.	Yds.	Lg.	No.	Yds.	Lg.	No.	Yds.	Lg.
Eugene Wilson III	1	16	16	0	0	0	0	0	0

KENTUCKY

RUSHING	Att.	Gain	Lost	Net	TD	Long	Avg.
CJ Baxter	19	128	5	123	2	77	6.5
Jovantae Barnes	3	14	0	14	0	11	4.7
Kenny Minchey	7	18	6	12	1	5	1.7
Jason Patterson	2	6	0	6	0	5	3.0
Willie Rodriguez	1	0	0	0	0	0	0.0

PASSING	Att.	Comp	Int.	Yds.	TD	Long	Sacks
Kenny Minchey	36	23	0	246	0	35	1

RECEIVING	No.	Yds.	TD	Long
Willie Rodriguez	6	25	0	11
Kenny Darby	4	79	0	35
DJ Miller	4	54	0	20
Ja'Kayden Ferguson	3	43	0	20
Nic Anderson	3	29	0	12
Jason Patterson	1	7	0	7
Jovantae Barnes	1	5	0	5
Henry Boyer	1	4	0	4
Mikkel Skinner	0	0	0	0
Brock Coffman	0	0	0	0

PUNTING	No.	Yds.	Avg.	Long	I20	TB
Wilson Berry	3	121	40.3	51	1	0

FIELD GOALS	Att.	Made	Long
Adam Zouagui	1	28	
Adam Zouagui	1		42
Adam Zouagui	1		26
Adam Zouagui	1	33	

KICKOFFS	No.	Yds.	Avg.	TB	OB
Adam Zouagui	5	325	65.0	5	0

	Punts			Kickoffs			Interceptions		
ALL RETURNS	No.	Yds.	Lg.	No.	Yds.	Lg.	No.	Yds.	Lg.
Brock Coffman	2	61	55	0	0	0	0	0	0
Ja'Kayden Ferguson	0	0	0	1	20	20	0	0	0
Ty Bryant	0	0	0	0	0	0	1	9	9

Football Powers Past Louisiana Tech, 45-14

Quarterback Kenny Minchey rushed for a two-point conversion in overtime to lift No. 25 Kentucky to a 35-34 win over No. 10 LSU at Kroger Field. Kentucky improved to 5-1 on the season, 3-1 in the SEC, while LSU dropped to 4-2 overall and 1-2 in conference play. LSU quarterback Sam Leavitt rushed for a 15-yard touchdown in the first possession of overtime to give the Tigers a 34-27 lead, but Kentucky responded with a one-yard TD burst by running back CJ Baxter to narrow the deficit to one point. The Wildcats elected to attempt a two-point conversion, and Minchey ran a quarterback draw into the end zone to give Kentucky the victory. Leavitt threw for 275 yards and two touchdowns, as the Tigers' offense compiled 410 yards. LSU running back Dilin Jones recorded 140 total yards, producing team highs of 56 rushing yards and 84 receiving yards. Linebacker TJ Dottery paced the LSU defense with 12 total tackles, including 1.0 tackle for loss, and linebacker Davhon Keys added nine tackles and one PBU.

Scoring	1	2	3	4	F
LSU	10	7	3	7	34
Kentucky	7	14	0	6	35

LSU	1Q	8:45	S.Starzyk 24 yd FG
UK	1Q	8:09	C.Baxter 3 yd rush (A.Zouagui kick)
LSU	1Q	1:39	Z.Grace 22 yd pass from S.Leavitt (S.Starzyk kick)
UK	2Q	13:06	B.Coffman 55 yd punt return (A.Zouagui kick)
LSU	2Q	6:11	J.Harris 10 yd pass from S.Leavitt (S.Starzyk kick)
UK	2Q	0:00	K.Minchey 1 yd rush (A.Zouagui kick)
LSU	3Q	2:13	S.Starzyk 24 yd FG
UK	4Q	11:54	A.Zouagui 28 yd FG
LSU	4Q	9:42	R.Mothershed 41 yd pass from J.Harris (S.Starzyk kick)
UK	4Q	0:12	A.Zouagui 33 yd FG
LSU	OT1	0:00	S.Leavitt 15 yd rush (S.Starzyk kick)
UK	OT1	0:00	C.Baxter 1 yd rush (K.Minchey rush)

Team Stats	UK	LSU
FIRST DOWNS	19	26
Rushing	5	9
Passing	12	16
Penalty	2	1
NET YARDS RUSHING	155	94
Rushing Attempts	32	36
Average Per Rush	4.8	2.6
Rushing Touchdowns	3	1
Yards Gained Rushing	166	131
Yards Lost Rushing	11	37
NET YARDS PASSING	246	316
Completions-Attempts-Int	23-36-0	26-35-1
Avg. Per Attempt	6.8	9.0
Avg. Per Completion	10.7	12.2
Passing Touchdowns	0	3
TOTAL OFFENSE YARDS	401	410
Total offense plays	68	71
Avg. Gain Per Play	5.9	5.8
Fumbles: Number-Lost	0-0	1-1
Penalties: Number-Yards	2-20	7-50
PUNTS-YARDS	3-121	3-129
Avg. Yard Per Punt	40.3	43.0
Net Yards Per Punt	35	22.7
Inside 20	1	1
50+ Yards	1	0
Touchbacks	0	0
Fair Catch	2	0
KICKOFF-YARDS	5-325	6-390
Avg. Yard Per Kickoff	65.0	65.0
Net Yards Per Kickoff	40	40.8
Touchbacks##	5	5
Punt Returns: Number-Yds-TD##	2-61-1	1-16-0
Avg. Punt Return	30.5	16.0
Kick Returns: Number-Yds-TD	1-20-0	0-0-0
Avg. Per Return	20.0	0.0
Interception: Number-Yds-TD	1-9-0	0-0-0
Fumble Returns: Number-Yds-TD	0-0-0	0-0-0
Miscellaneous Yards	0	0
Possession Time	27:30	32:30
1st Quarter	2:15	12:45
2nd Quarter	7:08	7:52
3rd Quarter	7:51	7:09
4th Quarter	10:16	4:44
Third Down Conversions	5-14	7-13
Fourth Down Conversions	1-2	1-1
Red-Zone: Scores-Chances	5-8	5-5
Touchdowns	3	3
Field Goals	2	2
Sacks By: Number-Yds	3-22	1-6
PAT Kicks	3-3	4-4
2Pts Conversions	1-1	0-0
Field Goals	2-4	2-2
Points off Turnover	0	0

Game 7

No 16 Mississippi St	**0**	**October 17, 2026**
No. 22 LSU	**31**	**Tiger Stadium**
		Baton Rouge, LA
		(102,321)

LSU

RUSHING	Att.	Gain	Lost	Net	TD	Long	Avg.
Dilin Jones	18	85	1	84	0	21	4.7
Sam Leavitt	4	17	6	11	0	8	2.8
Eugene Wilson III	2	9	0	9	0	9	4.5
Harlem Berry	1	3	0	3	0	3	3.0
TEAM	1	0	1	-1	0	0	-1.0
Corey BarberJr.	1	0	1	-1	0	0	-1.0
Landen Clark	3	5	10	-5	0	4	-1.7
Winston Watkins Jr.	1	0	10	-10	0	0	-10.0

PASSING	Att.	Comp	Int	Yds	TD	Long	Sacks
Sam Leavitt	38	31	0	289	4	27	1
Landen Clark	0	0	0	0	0	0	1

RECEIVING	No.	Yds.	TD	Long
Dilin Jones	8	58	0	13
Jackson Harris	6	85	2	2
Winston Watkins Jr.	4	31	0	10
Eugene Wilson III	3	32	1	13
Corey BarberJr.	3	24	0	11
Zach Grace	2	21	0	13
Malik Elzy	2	20	1	14
Stacy Gage	3	2	0	5
Roman Mothershed	1	9	0	9

PUNTING	No.	Yds.	Avg.	Long	I20	TB
Grant Chadwick	2	70	35.0	35	1	0

FIELD GOALS	Att.	Made	Long
Scott Starzyk	1	26	

KICKOFFS	No.	Yards	Avg.	TB	OB
Scott Starzyk	6	360	60.0	5	0

	Punts			Kickoffs			Interceptions		
ALL RETURNS	No.	Yds.	Lg.	No.	Yds.	Lg.	No.	Yds.	Lg.
Harlem Berry	0	0	0	1	18	18	0	0	0
Ty Benefield	0	0	0	0	0	0	1	0	0

MISSISSIPPI ST

RUSHING	Att.	Gain	Lost	Net	TD	Long	Avg.
Kolin Wilson	18	72	1	71	0	13	3.9
Parker Puckett	11	55	15	40	0	33	3.6
Xavier Gayten	8	41	5	36	0	20	4.5
J.J. Hill	5	23	0	23	0	11	4.6

PASSING	Att.	Comp	Int.	Yds.	TD	Long	Sacks
Parker Puckett	26	16	1	121	0	22	4

RECEIVING	No.	Yds.	TD	Long
Anthony Evans III	7	40	0	11
Sanfrisco Magee	3	36	0	22
Marquis Johnson	3	26	0	12
Kolin Wilson	2	15	0	9
Zion Ragins	1	4	0	4
Sam West	0	0	0	0

PUNTING	No.	Yds.	Avg.	Long	I20	TB
Ethan Pulliam	2	64	32.0	36	0	0

FIELD GOALS	Att.	Made	Long

KICKOFFS	No.	Yds.	Avg.	TB	OB
Kyle Ferrie	1	65	65.0	0	0

	Punts			Kickoffs			Interceptions		
ALL RETURNS	No.	Yds.	Lg.	No.	Yds.	Lg.	No.	Yds.	Lg.
Marquis Johnson	0	0	0	1	34	34	0	0	0

Football Completes Shutout vs. No. 16 Mississippi State, 31-0

Quarterback Sam Leavitt threw for 289 yards and four touchdowns to lift No. 21 LSU to a 31-0 win over No. 16 Mississippi State in Tiger Stadium. LSU improved to 5-2 on the season, 2-2 in the SEC, while Mississippi State dropped to 4-2 overall and 2-2 in conference play. The victory marked LSU's first shutout in an SEC game since August 30, 2007, when the Tigers blanked Mississippi State, 45-0, in Starkville, Miss. The win was LSU's first shutout in an SEC home game since October 14, 2006, when the Tigers defeated Kentucky, 49-0, in Death Valley. Leavitt completed 31-of-38 passes for 289 yards and four TDs, including two scoring strikes to wide receiver Jackson Harris covering 27 and 17 yards. Leavitt's 31 completions marked a career best, and his four touchdowns tied a career high he set in 2024 for Arizona State in a win over Kansas. Harris caught six passes for 85 yards and two TDs, and running back Dilin Jones compiled 142 all-purpose yards, 84 rushing and 58 receiving. The LSU defense produced 4.0 sacks and eight PBUs, and safety Ty Benefield collected his first interception of the season. Linebacker TJ Dottery logged 12 tackles, while linebacker Davhon Keys contributed 10 tackles, 0.5 sack and 1.5 tackles for loss.

Scoring	1	2	3	4	F
Mississippi St.	0	0	0	0	0
LSU	14	7	10	0	31

LSU	1Q	9:57	E.Wilson III 10 yd pass from S.Leavitt (S.Starzyk kick),
LSU	1Q	3:27	J.Harris 27 yd pass from S.Leavitt (S.Starzyk kick),
LSU	2Q	6:13	J.Harris 17 yd pass from S.Leavitt (S.Starzyk kick),
LSU	3Q	6:45	S.Starzyk 26 yd FG,
LSU	3Q	0:31	M.Elzy 6 yd pass from S.Leavitt (S.Starzyk kick),

Team Stats	MSU	LSU
FIRST DOWNS	18	28
Rushing	11	10
Passing	6	16
Penalty	1	2
NET YARDS RUSHING	170	90
Rushing Attempts	42	31
Average Per Rush	4.0	2.9
Rushing Touchdowns	0	0
Yards Gained Rushing	191	119
Yards Lost Rushing	21	29
NET YARDS PASSING	121	289
Completions-Attempts-Int	16-26-1	31-38-0
Avg. Per Attempt	4.7	7.6
Avg. Per Completion	7.6	9.3
Passing Touchdowns	0	4
TOTAL OFFENSE YARDS	291	379
Total offense plays	68	69
Avg. Gain Per Play	4.3	5.5
Fumbles: Number-Lost	2-0	2-1
Penalties: Number-Yards	7-75	3-30
PUNTS-YARDS	2-64	2-70
Avg. Yard Per Punt	32.0	35.0
Net Yards Per Punt	32	35
Inside 20	0	1
50+ Yards	0	0
Touchbacks	0	0
Fair Catch	0	2
KICKOFF-YARDS	1-65	6-360
Avg. Yard Per Kickoff	65.0	60.0
Net Yards Per Kickoff	47	33.5
Touchbacks	0	5
Punt Returns: Number-Yds-TD	0-0-0	0-0-0
Avg. Punt Return	0.0	0.0
Kick Returns: Number-Yds-TD	1-34-0	1-18-0
Avg. Per Return	34.0	18.0
Interception: Number-Yds-TD	0-0-0	1-0-0
Fumble Returns: Number-Yds-TD	0-0-0	0-0-0
Miscellaneous Yards	0	0
Possession Time	30:11	29:49
1st Quarter	7:02	7:58
2nd Quarter	9:!@	5:48
3rd Quarter	4:10	10:50
4th Quarter	9:47	5:13
Third Down Conversions	7-15	8-13
Fourth Down Conversions	0-5	1-1
Red-Zone: Scores-Chances	0-1	4-4
Touchdowns	0	3
Field Goals	0	1
Sacks By: Number-Yds	2-16	4-15
PAT Kicks	0-0	4-4
2Pts Conversions	0-0	0-0
Field Goals	0-0	1-1
Points off Turnover	0	7

Game 8

No. 18 LSU	**38**	**October 24, 2026**
Auburn	**17**	**Jordan Hare Stadium**
		Auburn, Ala.
		(88,043)

LSU

RUSHING	Att.	Gain	Lost	Net	TD	Long	Avg.
Dilin Jones	21	93	2	91	1	16	4.3
Sam Leavitt	8	56	2	54	1	14	6.8
Caden Durham	3	22	0	22	0	12	7.3
Harlem Berry	1	0	1	-1	0	0	-1.0
Landen Clark	1	0	2	-2	0	0	-2.0

PASSING	Att.	Comp	Int	Yds	TD	Long	Sacks
Sam Leavitt	45	32	0	388	3	70	0
Landen Clark	1	0	0	0	0	0	1

RECEIVING	No.	Yds.	TD	Long
Jackson Harris	9	178	2	70
Trey'Dez Green	5	50	1	15
Winston Watkins Jr.	4	40	0	14
Eugene Wilson III	4	37	0	17
Dilin Jones	4	27	0	13
Zach Grace	3	34	0	20
Malik Elzy	1	11	0	11
Roman Mothershed	1	6	0	6
Corey Barber Jr.	1	5	0	5

PUNTING	No.	Yds.	Avg.	Long	I20	TB
Grant Chadwick	3	100	33.3	42	0	0

FIELD GOALS	Att.	Made	Long
Scott Starzyk	1	30	

KICKOFFS	No.	Yards	Avg.	TB	OB
Scott Starzyk	7	450	64.3	6	1

	Punts			Kickoffs			Interceptions		
ALL RETURNS	No.	Yds.	Lg.	No.	Yds.	Lg.	No.	Yds.	Lg.

AUBURN

RUSHING	Att.	Gain	Lost	Net	TD	Long	Avg.
Byrum Brown	19	73	53	20	1	34	1.1
Tristan Ti'a	4	27	9	18	1	16	4.5
Jeremiah Cobb	5	14	0	14	0	7	2.8
Omar Mabson II	3	13	0	13	0	9	4.3
Bryson Washington	3	5	0	5	0	2	1.7

PASSING	Att.	Comp	Int.	Yds.	TD	Long	Sacks
Byrum Brown	24	15	0	160	0	23	6
Tristan Ti'a	6	5	0	44	0	18	1

RECEIVING	No.	Yds.	TD	Long
Keshaun Singleton	4	64	0	17
DeShawn Spencer	4	41	0	18
Christian Neptune	3	13	0	6
Jeremiah Koger	2	30	0	23
Chas Nimrod	2	7	0	6
Jake Johnson	1	19	0	19
Omar Mabson II	1	13	0	13
Jeremiah Cobb	1	8	0	8
Arlis Boardingham	1	6	0	6
Jonathan Echols	1	3	0	3
Brian Williams Jr.	0	0	0	0

PUNTING	No.	Yds.	Avg.	Long	I20	TB
Hudson Kaak	7	340	48.6	69	2	1

FIELD GOALS	Att.	Made	Long
Alex McPherson	1	23	

KICKOFFS	No.	Yds.	Avg.	TB	OB
Connor Gibbs	4	254	63.5	2	2

	Punts			Kickoffs			Interceptions		
ALL RETURNS	No.	Yds.	Lg.	No.	Yds.	Lg.	No.	Yds.	Lg.
Bryce Cain	1	-1	0	0	0	0	0	0	0l

Football Rolls Past Auburn, 38-17, Behind Big Offensive Day

Quarterback Sam Leavitt threw for 388 yards and three touchdowns as 17th-ranked LSU rolled up 552 yards of total offense in a 38-17 win over Auburn at Jordan-Hare Stadium. LSU improved to 6-2 on the season, 3-2 in the SEC, while Auburn dropped to 4-3 overall and 2-3 in conference play. LSU's 31 points through the first two quarters marked its most first-half points against an SEC opponent since the Tigers scored 34 points versus Ole Miss on December 19, 2020. The 31 points were the most first-half points for the Tigers in an SEC road game since they also scored 31 on November 16, 2019, at Ole Miss. Leavitt completed 32-of-45 passes for 388 yards and three TDs, establishing career highs in completions and yards. He fired scoring strikes to wide receiver Jackson Harris covering 10 and 70 yards, and he connected on a 15-yard touchdown pass to tight end Trey'Dez Green, who returned to action after a four-game absence due to injury. Harris caught nine passes for 178 yards and two TDs, setting career-best marks for receptions and yards. Running back Dilin Jones exceeded the century mark in all-purpose yards for the third straight game, accumulating a total of 118 yards, 91 rushing and 27 receiving. The LSU defense produced 7.0 sacks, 12.0 tackles for loss and five PBUs. Cornerback PJ Woodland and Davhon Keys each contributed nine tackles, and defensive end Jordan Ross produced 2.0 sacks, 2.5 tackles for loss and one PBU.

Scoring	1	2	3	4	F
Auburn	10	21	0	7	38
LSU	3	7	0	7	17

LSU	1Q	10:54	S.Starzyk 30 yd FG
AUB	1Q	6:50	A.McPherson 23 yd FG
LSU	1Q	3:48	J.Harris 17 yd pass from S.Leavitt (S.Starzyk kick)
LSU	2Q	9:48	T.Green 15 yd pass from S.Leavitt (S.Starzyk kick)
AUB	2Q	5:42	B.Brown 1 yd rush (A.McPherson kick)
LSU	2Q	4:29	J.Harris 70 yd pass from S.Leavitt (S.Starzyk kick)
LSU	2Q	0:17	S.Leavitt 4 yd rush (S.Starzyk kick)
LSU	4Q	13:56	D.Jones 11 yd rush (S.Starzyk kick),
AUB	4Q	0:24	T.Ti'a 7 yd rush (A.McPherson kick),

Team Stats	LSU	AUB
FIRST DOWNS	29	16
Rushing	11	7
Passing	17	9
Penalty	1	0
NET YARDS RUSHING	164	66
Rushing Attempts	34	35
Average Per Rush	4.8	1.9
Rushing Touchdowns	2	2
Yards Gained Rushing	171	132
Yards Lost Rushing	7	66
NET YARDS PASSING	388	204
Completions-Attempts-Int	32-46-0	20-30-0
Avg. Per Attempt	8.4	6.8
Avg. Per Completion	12.1	10.2
Passing Touchdowns	3	0
TOTAL OFFENSE YARDS	552	270
Total offense plays	80	65
Avg. Gain Per Play	6.9	4.2
Fumbles: Number-Lost	0-0	1-0
Penalties: Number-Yards	7-50	6-47
PUNTS-YARDS	3-100	7-340
Avg. Yard Per Punt	33.3	48.6
Net Yards Per Punt	33.7	45.7
Inside 20	0	2
50+ Yards	0	2
Touchbacks	0	1
Fair Catch	0	3
KICKOFF-YARDS	7-450	4-254
Avg. Yard Per Kickoff	64.3	63.5
Net Yards Per Kickoff	38.6	35
Touchbacks	6	2
Punt Returns: Number-Yds-TD	0-0-0	1--1-0
Avg. Punt Return	0.0	-1.0
Kick Returns: Number-Yds-TD	0-0-0	0-0-0
Avg. Per Return	0.0	0.0
Interception: Number-Yds-TD	0-0-0	0-0-0
Fumble Returns: Number-Yds-TD	0-0-0	0-0-0
Miscellaneous Yards	0	0
Possession Time	33:34	26:26
1st Quarter	6:05	8:55
2nd Quarter	9:14	5:46
3rd Quarter	10:44	4:16
4th Quarter	7:31	7:29
Third Down Conversions	5-13	5-16
Fourth Down Conversions	3-4	3-3
Red-Zone: Scores-Chances	5-5	3-3
Touchdowns	4	2
Field Goals	1	1
Sacks By: Number-Yds	7-47	1-2
PAT Kicks	5-5	2-2
2Pts Conversions	0-0	0-0
Field Goals	1-1	1-1
Points off Turnover	0	0

Game 9

No. 9 Alabama	**31**	**November 7, 2026**
No. 15 LSU	**13**	**Tiger Stadium**
		Baton Rouge, La
		(102,321)

LSU

RUSHING	Att.	Gain	Lost	Net	TD	Long	Avg.
Dilin Jones	17	58	2	56	1	10	3.3
Sam Leavitt	15	45	29	16	0	8	1.1
Winston Watkins Jr.	1	5	0	5	0	5	5.0

PASSING	Att.	Comp	Int	Yds	TD	Long	Sacks
Sam Leavitt	47	35	1	380	0	32	4
Eugene Wilson III	1	0	0	0	0	0	0

RECEIVING	No.	Yds.	TD	Long
Jackson Harris	11	166	0	32
Trey'Dez Green	10	85	0	16
Dillin Jones	7	36	0	9
Eugene Wilson III	3	61	0	31
Winston Watkins Jr.	2	11	0	7
Roman Mothershed	1	13	0	13
Corey BarberJr.	1	8	0	8

PUNTING	No.	Yds.	Avg.	Long	I20	TB
Grant Chadwick	1	46	46.0	46	0	0

FIELD GOALS	Att.	Made	Long
Scott Starzyk	1	23	
Scott Starzyk	1		56
Scott Starzyk	1	41	

KICKOFFS	No.	Yards	Avg.	TB	OB
Scott Starzyk	4	260	65.0	4	0

	Punts			Kickoffs			Interceptions		
ALL RETURNS	No.	Yds.	Lg.	No.	Yds.	Lg.	No.	Yds.	Lg.
Eugene Wilson III	3	5	11	0	0	0	0	0	0

ALABAMA

RUSHING	Att.	Gain	Lost	Net	TD	Long	Avg.
Trae'shawn Brown	11	36	1	35	0	10	3.2
Keelon Russell	8	37	12	25	0	10	3.1
Daniel Hill	5	15	0	15	0	9	3.0
Ryan Coleman-Williams	2	10	0	10	1	9	5.0

PASSING	Att.	Comp	Int.	Yds.	TD	Long	Sacks
Keelon Russell	24	17	0	206	3	57	2

RECEIVING	No.	Yds.	TD	Long
Rico Scott	3	67	0	57
Kaleb Edwards	3	50	1	25
Josh Ford	2	15	1	8
Ryan Coleman-Williams	2	14	0	8
Daniel Hill	2	13	0	7
Marshall Pritchett	2	9	0	5
Cederian Morgan	1	25	1	25
Lotzeir Brooks	1	9	0	9
Trae'shawn Brown	1	4	0	4

PUNTING	No.	Yds.	Avg.	Long	I20	TB
Alex Asparuhov	5	248	49.6	51	1	0

FIELD GOALS	Att.	Made	Long
Conor Talty	1	43	

KICKOFFS	No.	Yds.	Avg.	TB	OB
Lorcan Quinn	6	390	65.0	6	0

	Punts			Kickoffs			Interceptions		
ALL RETURNS	No.	Yds.	Lg.	No.	Yds.	Lg.	No.	Yds.	Lg.
Ryan Coleman-Williams	1	32	32	0	0	0	0	0	0
Luke Metz	0	0	0	0	0	0	1	28	28

Football Falls to No. 5 Alabama, 31-13

Fifth-ranked Alabama scored 21 straight points over the third and fourth quarters to erase a 13-10 deficit and post a 31-13 win over 14th-ranked LSU in Tiger Stadium. Alabama improved to 7-2 on the season, 5-2 in the SEC, while LSU dropped to 6-3 overall and 3-3 in conference play. LSU running back Dilin Jones gave the Tigers a 13-10 lead with 2:44 remaining in the third quarter on a five-yard TD burst, capping an 11-play, 90-yard drive. The Crimson Tide, however, responded by moving 75 yards in five plays, as quarterback Keelon Russell finished the march with a seven-yard scoring pass to tight end Josh Ford with 36 seconds left in the third period. Russell threw fourth-quarter touchdown passes covering 25 yards to wide receiver Cederian Morgan and four yards to tight end Kaleb Edwards. Russell finished the day with 17 completions in 24 attempts for 206 yards and three TDs. LSU quarterback Sam Leavitt threw for 380 yards, recording a career-best 35 completions, a total that established a Tiger Stadium completions record. Wide receiver Jackson Harris logged 11 catches for 166 yards, and tight end Trey'Dez Green caught 10 passes for 85 yards. Linebacker TJ Dottery led the LSU defense with 10 tackles; linebacker Davhon Keys recorded eight tackles and 1.0 tackle for loss, and safety Ty Benefield contributed eight tackles and 1.0 sack.

Scoring	1	2	3	4	F
Alabama	3	7	7	14	31
LSU	3	0	10	0	13

ALA	1Q	10:40	C.Talty 43 yd FG
LSU	1Q	4:48	S.Starzyk 23 yd FG
ALA	2Q	8:23	R.Coleman-Williams 1 yd rush (C.Talty kick)
LSU	3Q	11:43	S.Starzyk 41 yd FG
LSU	3Q	2:44	D.Jones 5 yd rush (S.Starzyk kick)
ALA	3Q	0:36	J.Ford 7 yd pass from K.Russell (C.Talty kick)
ALA	4Q	9:44	C.Morgan 25 yd pass from K.Russell (C.Talty kick)
ALA	4Q	6:23	K.Edwards 4 yd pass from K.Russell (C.Talty kick)

Team Stats	ALA	LSU
FIRST DOWNS	13	27
Rushing	6	6
Passing	6	20
Penalty	1	1
NET YARDS RUSHING	79	77
Rushing Attempts	29	33
Average Per Rush	2.7	2.3
Rushing Touchdowns	1	1
Yards Gained Rushing	98	108
Yards Lost Rushing	19	31
NET YARDS PASSING	206	380
Completions-Attempts-Int	17-24-0	35-48-1
Avg. Per Attempt	8.6	7.9
Avg. Per Completion	12.1	10.9
Passing Touchdowns	3	0
TOTAL OFFENSE YARDS	285	457
Total offense plays	53	81
Avg. Gain Per Play	5.4	5.6
Fumbles: Number-Lost	0-0	2-1
Penalties: Number-Yards	7-44	4-40
PUNTS-YARDS	5-248	1-46
Avg. Yard Per Punt	49.6	46.0
Net Yards Per Punt	48.6	14
Inside 20	1	0
50+ Yards	3	0
Touchbacks	0	0
Fair Catch	0	0
KICKOFF-YARDS	6-390	4-260
Avg. Yard Per Kickoff	65.0	65.0
Net Yards Per Kickoff	40	40
Touchbacks (ERASE THIS)	6	4
Punt Returns: Number-Yds-TD (ERASE THIS)	1-32-0	3-5-0
Avg. Punt Return	32.0	1.7
Kick Returns: Number-Yds-TD	0-0-0	0-0-0
Avg. Per Return	0.0	0.0
Interception: Number-Yds-TD	1-28-0	0-0-0
Fumble Returns: Number-Yds-TD	0-0-0	0-0-0
Miscellaneous Yards	0	0
Possession Time	27:15	32:45
1st Quarter	6:25	8:35
2nd Quarter	8:40	6:20
3rd Quarter	5:31	9:29
4th Quarter	6:39	8:21
Third Down Conversions	3-11	5-14
Fourth Down Conversions	0-0	0-4
Red-Zone: Scores-Chances	3-3	2-4
Touchdowns	3	1
Field Goals	0	1
Sacks By: Number-Yds	4-29	2-12
PAT Kicks	4-4	1-1
2Pts Conversions	0-0	0-0
Field Goals	1-1	2-3
Points off Turnover	0	0

Game 10

No. 8 Texas	**22**	**November 14, 2026**
No. 24 LSU	**21**	**Tiger Stadium**
		Baton Rouge, LA
		(102,321)

LSU

RUSHING	Att.	Gain	Lost	Net	TD	Long	Avg.
Dilin Jones	19	130	5	125	1	44	6.6
Sam Leavitt	11	20	23	-3	0	7	-0.3

PASSING	Att.	Comp	Int	Yds	TD	Long	Sacks
Sam Leavitt	37	27	3	244	2	26	3

RECEIVING	No.	Yds.	TD	Long
Jackson Harris	8	64	2	26
Eugene Wilson III	7	96	0	20
Trey'Dez Green	5	49	0	21
Dilin Jones	3	9	0	5
Winston Watkins Jr.	2	19	0	16
Caden Durham	1	4	0	4
Corey BarberJr.	1	3	0	3

PUNTING	No.	Yds.	Avg.	Long	I20	TB
Grant Chadwick	4	149	37.2	42	0	0

FIELD GOALS	Att.	Made	Long
Scott Starzyk	1		38

KICKOFFS	No.	Yards	Avg.	TB	OB
Scott Starzyk	4	257	64.2	3	0

	Punts			Kickoffs			Interceptions		
ALL RETURNS	No.	Yds.	Lg.	No.	Yds.	Lg.	No.	Yds.	Lg.
Landen Clark	0	0	0	1	-2	0	0	0	0
Jackson Harris	0	0	0	0	9	9	0	0	0
Ty Benefield	0	0	0	0	0	0	2	31	31
DJ Pickett	0	0	0	0	0	0	1	-2	0

TEXAS

RUSHING	Att.	Gain	Lost	Net	TD	Long	Avg.
Raleek Brown	15	40	5	35	0	8	2.3
Arch Manning	12	58	23	35	1	15	2.9
Michael Terry III	4	20	0	20	0	12	5.0
Derrek Cooper	1	9	0	9	0	9	9.0

PASSING	Att.	Comp	Int.	Yds.	TD	Long	Sacks
Arch Manning	35	19	3	174	1	32	4

RECEIVING	No.	Yds.	TD	Long
Ryan Wingo	6	68	0	19
Emmett Mosley V	4	37	0	22
Raleek Brown	4	8	1	6
Jermaine Bishop Jr.	3	41	0	32
Michael Terry III	1	14	0	14
Emaree Winston	1	6	0	6
Michael Masunas	0	0	0	0
Cam Coleman	0	0	0	0

PUNTING	No.	Yds.	Avg.	Long	I20	TB
Mac Chiumento	3	122	40.7	47	2	0

FIELD GOALS	Att.	Made	Long
Gianni Spetic	1	42	
Gianni Spetic	1	41	
Gianni Spetic	1	50	

KICKOFFS	No.	Yds.	Avg.	TB	OB
Gianni Spetic	6	347	57.8	4	0

	Punts			Kickoffs			Interceptions		
ALL RETURNS	No.	Yds.	Lg.	No.	Yds.	Lg.	No.	Yds.	Lg.
Ryan Niblett	0	0	0	1	25	25	0	0	0
Jelani McDonald	0	0	0	0	0	0	3	0	0

Late Touchdown Lifts No. 6 Texas Over LSU, 22-21

Texas quarterback Arch Manning completed a four-yard touchdown pass to running back Raleek Brown with three seconds remaining in the game to lift the sixth-ranked Longhorns to a 22-21 win over No. 21 LSU in Tiger Stadium. Texas improved to 8-2 on the season, 5-2 in the SEC, while LSU dropped to 6-4 overall and 3-4 in conference play. Manning engineered a 12-play, 58-yard drive that culminated with the scoring pass to Brown, erasing a 21-16 LSU lead. The Tigers led, 21-10, at the 5:52 mark of the third quarter when Dilin Jones weaved 44 yards for a touchdown; however, Texas scored 12 unanswered points over the remainder of the contest. LSU quarterback Sam Leavitt passed for 244 yards, and he connected with wide receiver Jackson Harris for two TD passes covering 10 and nine yards. Jones rushed for 125 yards on 19 carries, surpassing his previous career high of 113 yards in the season opener versus Clemson. The LSU defense limited Texas to 273 yards, and the Tigers' secondary intercepted Manning three times. Cornerback DJ Pickett recorded one interception and six tackles, and safety Ty Benefield registered two picks, eight tackles, 1.0 sack and one quarterback hurry.

Scoring	1	2	3	4	F
Texas	7	3	3	9	22
LSU	7	7	7	0	21

UT	1Q	10:31	A.Manning 1 yd rush (G.Spetic kick),
LSU	1Q	5:16	J.Harris 10 yd pass from S.Leavitt (S.Starzyk kick),
LSU	2Q	9:17	J.Harris 9 yd pass from S.Leavitt (S.Starzyk kick)
UT	2Q	3:22	G.Spetic 42 yd FG,
LSU	3Q	5:52	D.Jones 44 yd rush (S.Starzyk kick),
UT	3Q	1:35	G.Spetic 41 yd FG,
UT	4Q	11:37	G.Spetic 50 yd FG,
UT	4Q	0:03	R.Brown 4 yd pass from A.Manning (rush failed)

Team Stats	UT	LSU
FIRST DOWNS	20	19
Rushing	7	5
Passing	8	12
Penalty	5	2
NET YARDS RUSHING	99	122
Rushing Attempts	32	30
Average Per Rush	3.1	4.1
Rushing Touchdowns	1	1
Yards Gained Rushing	127	150
Yards Lost Rushing	28	28
NET YARDS PASSING	174	244
Completions-Attempts-Int	19-35-3	27-37-3
Avg. Per Attempt	5.0	6.6
Avg. Per Completion	9.2	9.0
Passing Touchdowns	1	2
TOTAL OFFENSE YARDS	273	366
Total offense plays	67	67
Avg. Gain Per Play	4.1	5.5
Fumbles: Number-Lost	0-0	0-0
Penalties: Number-Yards	5-50	11-93
PUNTS-YARDS	3-122	4-149
Avg. Yard Per Punt	40.7	37.2
Net Yards Per Punt	40.7	37.2
Inside 20	2	0
50+ Yards	0	0
Touchbacks	0	0
Fair Catch	0	0
KICKOFF-YARDS	6-347	4-257
Avg. Yard Per Kickoff	57.8	64.2
Net Yards Per Kickoff	36.7	39.2
Touchbacks	4	3
Punt Returns: Number-Yds-TD	0-0-0	0-0-0
Avg. Punt Return	0.0	0.0
Kick Returns: Number-Yds-TD	1-25-0	1-7-0
Avg. Per Return	25.0	7.0
Interception: Number-Yds-TD	3-0-0	3-29-0
Fumble Returns: Number-Yds-TD	0-0-0	0-0-0
Miscellaneous Yards	0	0
Possession Time	29:38	30:22
1st Quarter	7:56	7:04
2nd Quarter	7:08	7:52
3rd Quarter	7:36	7:24
4th Quarter	6:58	8:02
Third Down Conversions	7-17	7-14
Fourth Down Conversions	1-1	2-2
Red-Zone: Scores-Chances	4-4	2-5
Touchdowns	2	2
Field Goals	2	0
Sacks By: Number-Yds	3-21	4-23
PAT Kicks	1-1	3-3
2Pts Conversions	0-1	0-0
Field Goals	3-3	0-1
Points off Turnover	0	14

Game 11

No. 9 Tennessee	**27**	**November 21, 2026**
LSU	**13**	**Neyland Stadium**
		Knoxville, Tenn.
		(101,915)

LSU

RUSHING	Att.	Gain	Lost	Net	TD	Long	Avg.
Dilin Jones	17	70	20	50	0	34	2.9
Eugene Wilson III	3	10	0	10	0	6	3.3

PASSING	Att.	Comp	Int	Yds	TD	Long	Sacks
Sam Leavitt	39	27	0	222	1	30	7
Dilin Jones	0	0	0	0	0	0	1

RECEIVING	No.	Yds.	TD	Long
Eugene Wilson III	8	43	0	12
Trey'Dez Green	7	72	1	26
Malik Elzy	4	53	0	23
Dilin Jones	4	13	0	10
Jackson Harris	2	7	0	5
Tre Brown	1	30	9	30
Corey Barber Jr.	1	4	0	4

PUNTING	No.	Yds.	Avg.	Long	I20	TB
Grant Chadwick	7	300	42.9	55	0	0
Hayden Craig	1	42	42.0	42	1	0

FIELD GOALS	Att.	Made	Long
Scott Starzyk	1	44	
Scott Starzyk	1	26	

KICKOFFS	No.	Yards	Avg.	TB	OB
Scott Starzyk	4	260	65.0	4	0

	Punts			Kickoffs			Interceptions		
ALL RETURNS	No.	Yds.	Lg.	No.	Yds.	Lg.	No.	Yds.	Lg.
Eugene Wilson III	1	2	2	0	0	0	0	0	0
Davhon Keys	0	0	0	0	0	0	1	4	4

TENNESSEE

RUSHING	Att.	Gain	Lost	Net	TD	Long	Avg.
Faizon Brandon	12	124	12	112	2	55	9.3
Javin Gordon	10	57	3	54	0	16	5.4
DeSean Bishop	18	53	1	52	0	17	2.9
George MacIntyre	3	0	15	-15	0	0	-5.0

PASSING	Att.	Comp	Int.	Yds.	TD	Long	Sacks
George MacIntyre	21	12	0	79	1	14	1
Faizon Brandon	6	1	1	6	0	6	1
Braylon Staley	1	1	0	20	0	20	0

RECEIVING	No.	Yds.	TD	Long
DaSaahn Brame	6	40	1	14
Braylon Staley	2	14	0	7
DeSean Bishop	2	13	0	8
Javin Gordon	2	9	0	6
Faizon Brandon	1	20	0	20
Radarious Jackson	1	9	0	9
TK Keys	0	0	0	0
Travis Smith Jr.	0	0	0	0

PUNTING	No.	Yds.	Avg.	Long	I20	TB
Jackson Ross	8	372	46.5	66	5	1

FIELD GOALS	Att.	Made	Long
Cooper Ranvier	1	52	
Cooper Ranvier	1	23	

KICKOFFS	No.	Yds.	Avg.	TB	OB
Josh Turbyville	6	405	67.5	6	0

	Punts			Kickoffs			Interceptions		
ALL RETURNS	No.	Yds.	Lg.	No.	Yds.	Lg.	No.	Yds.	Lg.
Qua Moss	4	59	24	0	0	0	0	0	0

Football Struggles Offensively; Falls to No. 9 Tennessee, 27-13

Tennessee quarterback Faizon Brandon ran for two fourth-quarter touchdowns to lift the ninth-ranked Volunteers to a 27-13 win over LSU in Neyland Stadium. Tennessee improved to 9-2 on the season, 6-2 in the SEC, while LSU dropped to 6-5 overall and 3-5 in conference play. LSU quarterback Sam Leavitt connected with tight end Trey'Dez Green on a nine-yard TD pass with 1:34 remaining in the third quarter to tie the game at 13-13. However, the Tennessee defense, which limited the Tigers to 265 total yards, shut out LSU in the fourth quarter, and Brandon scored on runs covering 18 and 55 yards to secure the Volunteers victory. Leavitt completed 27-of-39 passes for 222 yards and one touchdown, while Green logged seven receptions for 72 yards and the third-quarter scoring catch. The LSU defense limited Tennessee to 308 total yards, with just 105 yards coming through the air. Linebacker Davhon Keys recorded 14 tackles, 1.0 sack, 2.0 tackles for loss and an interception in the first quarter that led to a Tigers field goal. Safety Ty Benefield registered a strip-sack and fumble recovery that LSU also converted into a first-quarter field goal.

Scoring	1	2	3	4	F
LSU	6	0	7	0	13
Tennessee	0	10	3	14	27

LSU	1Q	10:31	S.Starzyk 44 yd FG
LSU	1Q	5:16	S.Starzyk 26 yd FG
TENN	2Q	9:17	C.Ranvier 52 yd FG
TENN	2Q	3:22	D.Brame 2 yd pass from G.MacIntyre (C.Ranvier kick)
TENN	3Q	5:52	C.Ranvier 23 yd FG
LSU	3Q	1:35	T.Green 9 yd pass from S.Leavitt (S.Starzyk kick)
TENN	4Q	11:37	F.Brandon 18 yd rush (C.Ranvier kick)
TENN	4Q	0:03	F.Brandon 55 yd rush (#28 C.Ranvier kick)

Team Stats	LSU	TENN
FIRST DOWNS	16	17
Rushing	4	10
Passing	8	3
Penalty	4	4
NET YARDS RUSHING	43	203
Rushing Attempts	34	43
Average Per Rush	1.3	4.7
Rushing Touchdowns	0	2
Yards Gained Rushing	102	234
Yards Lost Rushing	59	31
NET YARDS PASSING	222	105
Completions-Attempts-Int	27-39-0	14-28-1
Avg. Per Attempt	5.7	3.8
Avg. Per Completion	8.2	7.5
Passing Touchdowns	1	1
TOTAL OFFENSE YARDS	265	308
Total offense plays	73	71
Avg. Gain Per Play	3.6	4.3
Fumbles: Number-Lost	4-3	3-2
Penalties: Number-Yards	16-98	11-89
PUNTS-YARDS	8-342	8-372
Avg. Yard Per Punt	42.8	46.5
Net Yards Per Punt	35.4	43.8
Inside 20	1	5
50+ Yards	3	2
Touchbacks	0	1
Fair Catch	0	1
KICKOFF-YARDS	4-260	6-405
Avg. Yard Per Kickoff	65.0	67.5
Net Yards Per Kickoff	40	42.5
Touchbacks	4	6
Punt Returns: Number-Yds-TD	1-2-0	4-59-0
Avg. Punt Return	2.0	14.8
Kick Returns: Number-Yds-TD	0-0-0	0-0-0
Avg. Per Return	0.0	0.0
Interception: Number-Yds-TD	1-4-0	0-0-0
Fumble Returns: Number-Yds-TD	1-10-0	1-4-0
Miscellaneous Yards	0	0
Possession Time	30:30	29:30
1st Quarter	9:44	5:16
2nd Quarter	5:32	9:28
3rd Quarter	8:37	6:23
4th Quarter	6:37	8:23
Third Down Conversions	5-17	4-17
Fourth Down Conversions	0-2	1-2
Red-Zone: Scores-Chances	3-3	3-4
Touchdowns	1	2
Field Goals	2	1
Sacks By: Number-Yds	2-21	8-46
PAT Kicks	1-1	3-3
2Pts Conversions	0-0	0-0
Field Goals	2-2	2-2
Points off Turnover	13	7

2026 LSU Fighting Tigers

Numerical Roster

NO.	NAME	POS.	HT.	WT.	CLASS-EXP	HOMETOWN (HS/PREVIOUS SCHOOL)
0	Tamarcus Cooley	S	6-0	209	JR-1L	Raleigh, N.C. (Rolesville HS/NC State)
1	Jayce Brown	WR	5-11	176	SR-TR	Fort Walton Beach, Fla. (Choctawhatchee HS/Kansas State)
1	Princewill Umanmielen	EDGE	6-4	256	SR-TR	Austin, Texas (Manor HS/Ole Miss)
2	Ty Benefield	S	6-3	216	SR-TR	Altadena, Calif. (Crean Lutheran HS/Boise State)
2	Tre' Brown	WR	6-2	191	SR-TR	Savannah, Ga. (Jenkins HS/Old Dominion)
3	Lamar Brown	EDGE	6-4	282	FR-HS	Erwinville, La. (University Lab HS)
3	Eugene Wilson III	WR	5-11	184	JR-TR	Tampa, Fla. (Gaither HS/Florida)
4	Jackson Harris	WR	6-2	205	JR-TR	Berkeley, Calif. (Berkeley HS/Hawai'i)
5	DJ Pickett	CB	6-4	196	SO-1L	Zephyrhills, Fla. (Zephyrhills HS)
6	TJ Dottery	LB	6-2	232	5SR-TR	Montgomery, Ala. (Montgomery Catholic Preparatory/Ole Miss)
6	Winston Watkins Jr.	WR	5-10	183	SO-TR	Fort Myers, Fla. (Venice HS/Ole Miss)
7	Trey'Dez Green	TE	6-7	242	JR-2L	Jackson, La. (Zachary HS)
7	Whit Weeks	LB	6-3	226	SR-3L	Watkinsville, Ga. (Oconee County HS)
8	Ja'Keem Jackson	CB	6-0	197	JR-1L	Kissimmee, Fla. (Osceola HS/Florida)
8	Husan Longstreet	QB	6-1	200	FR-TR	Corona, Calif. (Centennial HS/USC)
10	Sam Leavitt	QB	6-2	207	JR-TR	West Linn, Ore. (West Linn HS/Arizona State)
10	Dashawn Spears	S	6-3	208	JR-2L	Denham Springs, La. (Denham Springs HS)
11	Landen Clark	QB	6-0	198	SO-TR	Radford, Va. (Radford HS/Elon)
11	PJ Woodland	CB	5-11	172	JR-2L	Hattiesburg, Miss. (Oak Grove HS)
12	Malachi Thomas	TE	6-3	243	JR-TR	Thomasville, Ga. (Thomas County Central HS/Pittsburgh)
13	Faheem Delane	S	6-2	216	SO-TR	Good Hope, Md. (Our Lady of Good Counsel HS/Ohio State)
13	Dilin Jones	RB	5-11	206	SO-TR	Laurel, Md. (Our Lady of Good Counsel HS/Wisconsin)
14	Roman Mothershed	TE	6-5	212	JR-TR	Montgomery, Ala. (Pike Road HS/Troy)
15	Jaiden Braker	LB	6-3	227	FR-RS	Snellville, Ga. (South Gwinnett HS)
15	Phillip Wright III	WR	6-0	174	FR-RS	Shrewsbury, La. (Destrehan HS)
17	Damien Shanklin	EDGE	6-5	255	FR-RS	Indianapolis, Ind. (Warren Central HS)
19	Kaden Martin	QB	5-11	230	5SR-TR	Atlanta, Ga. (Buford HS/Middle Tennessee)
19	Gabriel Reliford	EDGE	6-3	265	SO-1L	Shreveport, La. (Evangel Christian Academy)
21	Cayden Jones	QB	5-10	172	FR-HS	Denham Springs, La. (Live Oak HS)
21	Michael Turner Jr.	CB	6-1	170	SO-2L	Kenner, La. (John Curtis HS)
22	Harlem Berry	RB	5-10	193	SO-1L	New Orleans, La. (St. Martin's Episcopal School)
22	Havon Finney Jr.	CB	6-1	178	FR-HS	Porter Ranch, Calif. (Sierra Canyon School)
23	Aidan Anding	CB	5-11	176	SO-1L	Grambling, La. (Ruston HS)
23	Stacy Gage	RB	5-10	204	SO-TR	Tampa, Fla. (St. Thomas Aquinas HS/Central Florida)
24	Joseph Ebun	RB	5-11	201	JR-SQ	Johns Creek, Ga. (Chattahoochee HS)
24	Tylen Singleton	LB	6-1	228	SO-2L	Many, La. (Many HS)
25	Rod Gainey Jr.	RB	5-9	187	SO-TR	Tampa, Fla. (Tampa Bay Tech HS/Charlotte)
25	Aiden Hall	S	6-2	206	FR-HS	New Orleans, La. (Edna Karr HS)
26	Nolon Buckels	WR	5-8	190	FR-HS	Prosper, Texas (Walnut Grove HS)
26	Charles Ross II	LB	6-1	217	SO-1L	Houston, Texas (North Shore Senior HS)
27	Dez Ellis	CB	6-2	189	FR-HS	Wisner, La. (Franklin Parish HS)
27	Raycine Guillory Jr.	RB	5-10	188	FR-TR	Fort Worth, Texas (Aledo HS/Utah)
28	Jhase Thomas	S	6-1	186	FR-RS	Destrehan, La. (Destrehan HS)
29	Caden Durham	RB	5-9	204	JR-2L	Oklahoma City, Okla. (Duncanville HS)
29	Jordan Ross	EDGE	6-5	254	JR-TR	Birmingham, Ala. (Vestavia Hills HS/Tennessee)
30	Treylan James	S	6-1	188	JR-TR	Baton Rouge, La. (Madison Prep Academy/Southern)
31	CJ Jimcoily	LB	6-3	220	SO-1L	Nashville, Tenn. (Lipscomb Academy)
32	Gavin Higgins	PK	5-11	189	FR-HS	Baton Rouge, La. (Parkview Baptist School)
32	Keylan Moses	LB	6-2	217	FR-RS	Baton Rouge, La. (University Lab HS)
33	Isaiah Washington	S	6-1	191	FR-HS	Haynesville, La. (Haynesville HS)
34	Mason Dossett	S	6-0	190	SO-TR	Missouri City, Texas (Ridge Point HS/Baylor)
35	Zach Weeks	LB	6-3	228	FR-1L	Oconee County, Ga. (Oconee County HS)
36	Aidan Corbello	PK	5-9	203	JR-SQ	New Orleans, La. (Jesuit HS)
36	Emari Peterson	CB	6-1	190	FR-HS	Orlando, Fla. (Evans HS)
37	Craig Walton Jr.	CB	5-11	175	JR-1L	Camden, N.J. (Camden HS)
38	Jackson Williams	S	6-0	183	FR-HS	New Orleans, La. (Archbishop Shaw HS)
39	Mack Mulhern	SNP	6-1	224	FR-TR	Scottsdale, Ariz. (Horizon HS/Florida)
39	Lavonte Williams	DB	6-2	179	SO-JC	Camden, S.C. (Camden HS/Georgia Military College)
40	John Hurley	S	5-11	183	5SR-TR	Vienna, Va. (James Madison HS/Virginia)
41	Junior Tuihalamaka	EDGE	6-2	255	5SR-TR	Granada Hills, Calif. (Bishop Alemany HS/Notre Dame)
42	Davhon Keys	LB	6-0	229	JR-2L	Aledo, Texas (Aledo HS)
43	Silas Hall	SNP	6-3	213	SO-1L	Baton Rouge, La. (Episcopal HS)
44	Zach Grace	TE	6-2	234	JR-TR	Kearney, Mo. (Kearney HS/Oregon)
45	Sean Perret	PK	5-10	195	FR-RS	Baton Rouge, La. (Catholic HS)
46	Seth Knothe	DB	6-1	218	5SR-TR	Boise, Idaho (Bishop Kelly HS/Boise State)
46	James Larson	TE	6-4	237	SO-TR	St. Charles, Ill. (St. Charles East HS/SMU)
47	Malik Blocton	DT	6-3	291	JR-TR	Pike Road, Ala. (Pike Road HS/Auburn)
47	JD LaFleur	TE	6-6	248	FR-RS	Sulphur, La. (Sulphur HS)
48	Kolaj Cobbins	EDGE	6-3	243	SO-2L	St. Rose, La. (Destrehan HS)
49	Theo Grace	LB	6-2	226	FR-TR	Kearney, Mo. (Kearney HS/North Dakota)
50	William Satterwhite II	OL	6-3	298	SO-TR	Barberton, Ohio (Archbishop Hoban HS/Tennessee)
51	Ryan Miret	OL	6-4	309	FR-HS	Miami, Fla. (Southridge Sr. HS)
52	Ja'Quan Sprinkle	OL	6-4	306	JR-TR	Orangeburg, S.C. (Orangeburg-Wilkinson HS/NC Central)

Alphabetical Roster

NO.	NAME	POS.
80	Brayden Allen	WR
87	JC Anderson	TE
88	Richard Anderson	DT
23	Aidan Anding	CB
87	Joey August	DT
74	Braden Augustus	OL
55	Aliou Bah	OL
83	Corey Barber Jr.	WR
2	Ty Benefield	S
22	Harlem Berry	RB
47	Malik Blocton	DT
67	Bo Bordelon	OL
68	Brett Bordelon	OL
15	Jaiden Braker	LB
1	Jayce Brown	WR
2	Tre' Brown	WR
3	Lamar Brown	EDGE
92	Brandon Brown	DT
93	Jaylen Brown	EDGE
26	Nolon Buckels	WR
97	Dylan Carpenter	EDGE
90	Grant Chadwick	P
11	Landen Clark	QB
48	Kolaj Cobbins	EDGE
0	Tamarcus Cooley	S
36	Aidan Corbello	PK
81	Landon Craig	TE
99	Hayden Craig	P
75	Weston Davis	OT
13	Faheem Delane	S
34	Mason Dossett	S
6	TJ Dottery	LB
29	Caden Durham	RB
24	Joseph Ebun	RB
27	Dez Ellis	CB
88	Malik Elzy	WR
22	Havon Finney Jr.	CB
53	Hayes Fuqua	OL
23	Stacy Gage	RB
25	Rod Gainey Jr.	RB
99	Deuce Geralds	DT
44	Zach Grace	TE
49	Theo Grace	LB
7	Trey'Dez Green	TE
90	Stephiylan Green	DT
27	Raycine Guillory Jr.	RB
25	Aiden Hall	S
43	Silas Hall	SNP
70	Devin Harper	OT
4	Jackson Harris	WR
91	Trenton Henderson	EDGE
32	Gavin Higgins	PK
84	Tyree Holloway	WR
40	John Hurley	S
56	Jake Ibieta	LB
8	Ja'Keem Jackson	CB
85	Josh Jackson	WR
30	Treylan James	S
31	CJ Jimcoily	LB
13	Dilin Jones	RB
21	Cayden Jones	QB
54	Ja'Mard Jones Jr.	OL
57	JaKolby Jones	OT
42	Davhon Keys	LB
46	Seth Knothe	DB
47	JD LaFleur	TE
73	Adrian Lamb	OL
46	James Larson	TE
10	Sam Leavitt	QB
8	Husan Longstreet	QB
86	Jabari Mack	WR
19	Kaden Martin	QB
71	Brysten Martinez	OT

2026 LSU Fighting Tigers

Numerical Roster

53	Hayes Fuqua	OL	6-5	291	FR-RS	West Monroe, La. (West Monroe HS)
54	Ja'Mard Jones Jr.	OL	6-2	300	SO-TR	Metairie, La. (Archbishop Rummel HS/Nicholls)
55	Aliou Bah	OL	6-5	320	5SR-TR	Memphis, Tenn. (IMG Academy/Maryland)
56	Jake Ibieta	LB	6-0	227	JR-SQ	Metairie, La. (Country Day HS)
57	JaKolby Jones	OT	6-5	307	JR-JC	Many, La. (Many HS/Copiah-Lincoln CC)
61*	Braelin Moore	OL	6-2	300	5SR-1L	Bethlehem, Pa. (Freedom HS/Virginia Tech)
65	Sean Thompkins Jr.	OT	6-5	302	JR-TR	Covington, Ga. (Newton HS/Baylor)
67	Bo Bordelon	OL	6-6	315	5SR-3L	Raceland, La. (Isidore Newman School)
68	Brett Bordelon	OL	6-4	297	FR-RS	Raceland, La. (Isidore Newman School)
69	Darrin Strey	OT	6-7	313	FR-TR	Paw Paw, Mich. (Paw Paw HS/Kentucky)
70	Devin Harper	OT	6-4	309	SO-TR	Shreveport, La. (Calvary Baptist Academy/Ole Miss)
71	Brysten Martinez	OT	6-5	304	FR-HS	Gonzales, La. (East Ascension HS)
73	Adrian Lamb	OL	6-5	327	SO-JC	Beaufort, S.C. (Beaufort HS/Georgia Military College)
74	Braden Augustus	OL	6-2	318	JR-SQ	Baton Rouge, La. (The Dunham School)
75	Weston Davis	OT	6-6	310	SO-2L	Beaumont, Texas (Beaumont United HS)
76	Christian Stamps	OL	6-0	320	JR-SQ	Metairie, La. (Archbishop Rummel HS)
77	Jordan Seaton	OT	6-5	311	JR-TR	Washington, D.C. (IMG Academy/Colorado)
80	Brayden Allen	WR	6-2	198	FR-HS	Lafayette, La. (Lafayette Christian Academy)
80	Scott Starzyk	PK	5-9	175	SO-TR	The Woodlands, Texas (The Woodlands HS/Arkansas)
81	Landon Craig	TE	6-3	225	SO-SQ	New Orleans, La. (Brother Martin HS)
83	Corey Barber Jr.	WR	5-11	186	FR-HS	Trussville, Ala. (Clay-Chalkville HS)
84	Tyree Holloway	WR	5-10	181	JR-TR	Jacksonville, N.C. (Northside HS/West Florida)
85	Josh Jackson	WR	6-2	199	SO-TR	New Orleans, La. (St. Augustine HS/McNeese)
86	Jabari Mack	WR	6-0	196	FR-HS	Kenner, La. (Destrehan HS)
87	JC Anderson	TE	6-6	241	FR-HS	Mt. Zion, Ill. (Mt. Zion HS)
87	Joey August	DT	6-0	289	JR-SQ	New Orleans, La. (The Willow School)
88	Richard Anderson	DT	6-3	330	FR-HS	New Orleans, La. (Edna Karr HS)
88	Malik Elzy	WR	6-2	217	JR-TR	Chicago, Ill. (Simeon HS/Illinois)
90	Grant Chadwick	P	6-5	208	JR-1L	Tullahoma, Tenn. (Tullahoma HS/Middle Tennessee)
90	Stephiylan Green	DT	6-3	298	JR-TR	Rome, Ga. (Rome HS/Clemson)
91	Trenton Henderson	EDGE	6-4	247	FR-HS	Pensacola, Fla. (Pine Forest HS)
92	Brandon Brown	DT	6-1	290	FR-RS	Melbourne, Fla. (Eau Gallie HS)
93	Jaylen Brown	EDGE	6-6	267	SO-TR	Madison, Ala. (James Clemens HS/South Carolina)
95	Shone Washington	DT	6-4	297	5SR-2L	Woodmere, La. (Life of Christ Academy/East Mississippi CC)
96	Dominick McKinley	DT	6-6	298	JR-2L	Lafayette, La. (Acadiana HS)
97	Dylan Carpenter	EDGE	6-3	248	JR-2L	St. Amant, La. (St. Amant HS)
98	Achilles Woods	DT	6-3	304	SO-TR	Decatur, Ala. (Austin HS/South Alabama)
99	Hayden Craig	P	6-1	211	FR-TR	Mercier, Quebec, Canada (Bridgton Academy/Florida)
99	Deuce Geralds	DT	6-1	285	FR-HS	Suwanee, Ga. (Collins Hill HS)

*Braelin Moore was awarded the coveted No. 18. The rules of college football prevent Moore from wearing 18, so instead he will wear No. 61 accompanied by a No. 18 patch.

Alphabetical Roster

96	Dominick McKinley	DT
51	Ryan Miret	OL
61	Braelin Moore	OL
32	Keylan Moses	LB
14	Roman Mothershed	WR
39	Mack Mulhern	SNP
45	Sean Perret	PK
36	Emari Peterson	CB
5	DJ Pickett	CB
19	Gabriel Reliford	EDGE
26	Charles Ross II	LB
29	Jordan Ross	EDGE
50	William Satterwhite II	OL
77	Jordan Seaton	OT
17	Damien Shanklin	EDGE
24	Tylen Singleton	LB
10	Dashawn Spears	S
52	Ja'Quan Sprinkle	OL
76	Christian Stamps	OL
80	Scott Starzyk	PK
69	Darrin Strey	OT
12	Malachi Thomas	TE
28	Jhase Thomas	S
65	Sean Thompkins Jr.	OT
41	Junior Tuihalamaka	EDGE
21	Michael Turner Jr.	CB
1	Princewill Umanmielen	EDGE
37	Craig Walton Jr.	CB
33	Isaiah Washington	S
95	Shone Washington	DT
6	Winston Watkins Jr.	WR
7	Whit Weeks	LB
35	Zach Weeks	LB
38	Jackson Williams	S
39	Lavonte Williams	DB
3	Eugene Wilson III	WR
11	PJ Woodland	CB
98	Achilles Woods	DT
15	Phillip Wright III	WR

Pronunciation Guide

#	NAME	PRONUNCIATION
55	Aliou Bah	uh-LOO BAH
2	Ty Benefield	BEN-uh-field
15	Jaiden Braker	BRAKE-er
48	Kolaj Cobbins	cuh-LAHJ
0	Tamarcus Cooley	TUH-mar-cus
36	Aidan Corbello	CORE-bell-oh
13	Faheem Delane	fuh-HEEM duh-LANE
34	Mason Dossett	DOSS-it
6	TJ Dottery	DOT-er-ee
24	Joseph Ebun	eh-BOON
88	Malik Elzy	el-ZEE
22	Havon Finney Jr.	HAY-vin FIN-ee
53	Hayes Fuqua	FOO-kwah
90	Stephiylan Green	stuh-FYE-lin
27	Raycine Guillory Jr.	RAY-seen
56	Jake Ibieta	eye-bee-et-uh
8	Ja'Keem Jackson	juh-KEEM
31	CJ Jimcoily	jim-COY-lee
54	Ja'Mard Jones Jr.	juh-MARD
57	JaKolby Jones	juh-COLE-be
42	Davhon Keys	DAY-von
46	Seth Knothe	NAUT
10	Sam Leavitt	LEV-it
8	Husan Longstreet	HUH-sahn
71	Brysten Martinez	BRY-stin mart-in-EZ
51	Ryan Miret	MER-ette
82	Roman Mothershed	MUH-ther-shed
45	Sean Perret	per-RET
36	Emari Peterson	ee-MAR-ee
19	Gabriel Reliford	RELL-ih-ferd
10	Dashawn Spears	duh-SHAWN
52	Ja'Quan Sprinkle	jay-KWAN
80	Scott Starzyk	STAR-zick
69	Darrin Strey	STRIE (hard "i")
28	Jhase Thomas	JACE
41	Junior Tuihalamaka	TOO-ee-ah-la-mah-kuh
1	Princewill Umanmielen	ooo-MAHN-me-el-in

COACHES

Lou Spanos	SPAN-ohs
Charlie Weis Jr.	WICE
Eric Wolford	WUHL-ferd