

ARKANSAS

Cailee
Ellsworth

Stephani
Canizaro

2015

GYMNASTICS

Best Show In Town

2015 ARKANSAS GYMNASTICS ROSTER



Name	Event	Ht.	Yr.	Exp.	Hometown (Club)
Mia Bargiacchi	V, BB, FX	5-1	Fr.	HS	Germantown, Tenn. (Memphis Point Gymnastics)
Stephani Canizaro	V, UB, FX	5-1	Sr.	3L	Nesbit, Miss. (Gymstars Gymnastics)
Sydney Dillard	BB, FX	5-4	Jr.	2L	Fairview, Texas (Eagles Wings)
Cailee Ellsworth	UB	5-3	Sr.	1L	Allen, Texas (Texas Women's University/WOGA)
Heather Elswick	V, UB, FX	5-2	Jr.	2L	Austin, Texas (Capital Gym)
Erin Freier	UB, BB	5-7	Jr.	2L	Westland, Mich. (Euro Stars Gymnastics)
Keara Glover	UB, BB	5-9	Jr.	2L	Oklahoma City, Okla. (Dynamo Gymnastics)
Leah MacMoyle	V	5-1	Fr.	HS	Hope, N.J. (North Stars Gymnastics)
Samantha Nelson	V, BB, FX	4-11	So.	1L	Peabody, Mass. (Ace Gymnastics)
Paris Ryder	V, BB, FX	5-0	So.	1L	Dix Hills, NY (GMGC Huntington)
Braie Speed	AA	5-7	Fr.	HS	San Antonio, Texas (Olympia Hills Gymnastics)
Amanda Wellick	AA	5-6	So.	1L	Wheaton, Ill. (Legacy Elite Gymnastics)
Kathleen York	V	5-3	Fr.	HS	Prosper, Texas (Kurt Thomas Gymnastics Center)
Paige Zaziski	AA	5-4	Fr.	HS	Chesterfield Township, Mich. (Hunts Gymnastics)

Head Coach: Mark Cook (13th Year, Chico State, 1977)

Assistant Head Coach: Samantha Snider (4th Year, Arkansas, 2008)

Assistant Coach: Jaime Pisani (1st Year, Arkansas 2012)

Director of Operations: Shelby Salmon (1st Year, Arkansas, 2014)

Volunteer Coach: Ryan Snider (2nd Year)

Team Manager: Bailee Zumwalde (1st Year, Arkansas, 2014)

Athletic Trainer: Jason Traxson (3rd Year)

ARKANSAS®
GYMNASTICS

QUICK FACTS

Location: Fayetteville, Ark.

Enrollment: 25,365

Founded: 1871

Colors: Cardinal (PMS 202) and White

Nickname: Razorbacks

Conference: Southeastern

Arena (Capacity): Barnhill Arena (8,500)

All-Time Arena Record: 48-38-2 (.545), 1 years

First Meet in Arena: 1/10/2003, No. 16 Denver, L 196.425-193.00

Largest Crowd: 5,537 vs. No. 25 LSU, 1-20-12

ARKANSAS ADMINISTRATION

UA Chancellor: TBA

System President: Dr. B. Alan Sugg (Arkansas, 1960)

Vice Chancellor and Director of Athletics: Jeff Long (Ohio Wesleyan, 1982)

Faculty Representative: Sharon Hunt (Arkansas, 1973)

ARKANSAS COACHING STAFF

Head Coach: Mark Cook (Chico St., 1977), 13th year

School Record: 166-203-4 (.445), 12 years

Career Record: 199-221-5 (.468), 16 years

Associate Head Coach: Samantha Cortez (Arkansas, 2008), 1st Year

Assistant Coach: Jaime Pisani (Arkansas, 2012), 1st Year

Volunteer Coach: Ryan Snider, 1st Year

Director of Gym Operations: Shelby Salmon (Arkansas, 2014), 1st Year

Athletic Trainer: Jason Traxson (Arkansas, 2008)

Manager: Bailee Zumwalde

Office Phone: 479-575-4479

Office Fax: 479-575-6525

ARKANSAS COMMUNICATIONS

Gymnastics Contact: Chris Caskey (Morehead State, 2012), 1st Year

E-mail: cdcaskey@uark.edu

Office Phone: 479-575-2751

Office Fax: 479-575-7481

Athletic Web Site: www.ArkansasRazorbacks.com

Facebook: Arkansas Razorback Gymnastics

Twitter: @RazorbackGym

Arkansas Ticket Office: 479-575-5151; 800-982-HOGS (4647)

2015 REVIEW

Record: 9-16

SEC Record: 2-5

SEC Championships: 6th

NCAA Morgantown Regional: 4th

Final National Ranking: 14th

Highest Ranking During Year: 8th

2015 PREVIEW

Lettermen Returning/Lost: 9/4

Returnees: (9)

Stephani Canizaro	5-1	Sr.	Nesbit, Miss.
Cailee Ellsworth	5-3	Sr.	Allen, Texas
Sydnie Dillard	5-4	Jr.	Fairview, Texas
Heather Elswick	5-2	Jr.	Austin, Texas
Erin Freier	5-7	Jr.	Westland, Mich.
Keara Glover	5-9	Jr.	Oklahoma City, Okla.
Samantha Nelson	4-11	So.	Peabody, Mass.
Paris Ryder	5-0	So.	Dix Hills, NY
Amanda Wellick	5-6	So.	Wheaton, Ill.

Newcomers: (5)

Mia Bargiacchi	5-1	Fr.	Germantown, Tenn.
Leah MacMoyle	5-4	Fr.	Hope, N.J.
Braie Speed	5-7	Fr.	San Antonio, Texas
Kathleen York	5-3	Fr.	Prosper, Texas
Paige Zaziski	5-4	Fr.	Chesterfield Township, Mich.

Letterwinners Lost: (4)

Katherine Grable	5-0	Sr.	Oshkosh, Wisc.
Shelby Salmon	5-4	Sr.	Noblesville, Ind.
Scarlett Williams	5-5	Sr.	Baton Rouge, La.
Bailee Zumwalde	5-1	Sr.	St. Cloud, Minn.

ALL-AMERICANS RETURNING (EVENTS):

Stephani Canizaro (2nd - FX, 2012)

NCAA INDIVIDUAL EVENT FINALIST RETURNING:

Amanda Wellick

ARKANSAS ALL-TIME RECORDS

Overall: 166-203-4 (.445), 13 years

SEC: 29-50-2 (.358), 13 years

Gymnastics Scoring

In collegiate team competition, six gymnasts perform on each of the four apparatus. The five best scores per event are added together to make up the cumulative team total.

At least two judges are required to evaluate an athlete's performance. Choices of elements "up to the competition level" are defined by basic requirements for each event. The scores are averaged to arrive at a final mark.

GENERAL DEDUCTIONS

Other deductions are taken, usually up to and no more than 0.3, for such things as bent arms and legs, or separation of legs.

Fall from apparatus or on floor	0.5
Stepping out of bounds (floor exercise)	0.1
Heavy brush of feet, or hand touch on floor	0.3
Presentation to judge omitted (before or after exercise)	0.1
Intermediate swing (bars)	0.3
Concentration pauses longer than two seconds	0.1
Coach blocking judges' view	0.2
Competing out of order (taken from the team score)	0.1
"Up to the competition level" deduction	0.1

Vault

Vaulting requires speed, quickness and explosive power. Vaults are divided into three categories: handspring, Tsukahara and round-off entry. Deductions are taken for technical errors in the areas of preflight (approach to the horse) and after flight (distance and height) from the horse to point of landing.

Vault	Value
Yurchenko 1/2 on pike front with half twist	10.0
Yurchenko full	10.0
Yurchenko layout with half twist	10.0
Tsukahara layout with full twist	10.0

UNEVEN BARS

At least two elements must be on the low bar. Good composition includes elements showing great amplitude, several bar changes, grip changes and direction changes. Pauses for concentration, intermediate swings and uncharacteristic elements are to be avoided. After a fall, the gymnast must resume the exercise within 30 seconds.

BALANCE BEAM

The beam routine should be composed of elements from the following groups: acrobatic elements with and without flight, strength elements such as turns, leaps, body waves and running steps. Special requirements of this event are an acrobatic series, a gymnastics series, a full turn and a leap. The balance beam is 16 feet long, four feet high and only four inches wide. The entire routine must last between 30 seconds and one and a half minutes. A bell is rung at the 1:20 mark of the routine. If the gymnast does not complete the routine at the end of one and a half minutes, an overtime penalty of .10 is deducted from the score. There is no under-time deduction. Requirements for the beam (failure to complete requirements results in .2 start value deduction) include:

1. Acro series: Minimum of two (2) flight elements, one element must be a minimum of C with or without hand support (both elements must start and finish on the beam).
2. Dance series with a minimum of two (2) elements, one element C or higher.
3. A leap or jump requiring 180 degree split (this may be part of the dance series).
4. Minimum of 360 degree turn. No hand support permitted.
5. Minimum of C dismount or B dismount preceded by and directly connected to any C element (acro or dance).



Amanda Wellick takes her turn on the vault.



Cailee Ellsworth prepares for her beam routine.

FLOOR EXERCISE

The composition of the exercise must show harmony between gymnastics and acrobatic elements, create dynamic changes in rhythm and levels and show versatile use of the entire floor area. The exercise must contain two different acrobatic series and one series must contain at least two saltos. The musical accompaniment is to be instrumental only. The exercise must last between 1:10 and 1:30 minutes. The "competition level" for floor exercise are defined by the basic standards (failure to meet competition level is a .10 deduction):

1. One acro series with two (2) saltos (same or different).
2. Three different saltos within the exercise.
3. Dance series with a minimum of two (2) elements (leaps – one must be off of one foot that includes a 180 degree split; jumps)
4. One tumbling pass with a D salto or higher
5. An acro dismount with a C in bonus combination OR a minimum of a D skill.

2015 Razorback Floor Music

Stephani Canizaro: "Torn" by Nathan Lanier
 Sydnie Dillard: "Vandorlovura" by Deladap
 Cailee Ellsworth: "Mombasa" by ZCELLOS
 Heather Elswick: "Brasilerira" by Batucada
 Samantha Nelson: "On the Run" by Yello
 Braie Speed: Feeling "Good" by Escala
 Amanda Wellick: "Tactical Dominance" by Jack Trammell
 Paige Zaziski: "!!!" by Nadastrom



Erin Freier performs on the uneven bars.



Stephani Canizaro wows the crowd on the floor.

2015 Season Review



The 2015 Razorbacks huddle up before their home opener against the defending SEC Champion, and sixth-ranked, Alabama on Jan. 16.

No. 13 @RazorbackGym Falls to Co-Defending Champion Oklahoma

University of Arkansas sophomore Amanda Wellick began her 2015 season on a high note, as she captured her first career all-around title against the co-defending national champion and second-ranked Oklahoma on Friday night at the Lloyd Noble Center.

Wellick, who competed in the vault and floor exercise at last year's national championship session, strung together a trio of 9.80-plus scores on the vault, floor and beam to take home the all-around title. The sophomore began her night on the bars, where an early fall could have tripped up her night, instead the Wheaton, Ill., native was able to bounce back in the next rotation, as she posted her first 9.800-plus score of the night with a 9.850. She followed that routine up with a 9.875 in the floor exercise, which tied her with classmate Samantha Nelson for a team-high score in the event. Wellick concluded her night with a 9.800 on the beam to capture her first career all-around title.

The Razorbacks dropped the meet, 197.625–194.900.

No. 12 @RazorbackGym Uses Historic Floor Performance to Defeat No. 6 Alabama

An historic floor exercise rotation lifted the No. 12 University of Arkansas gymnastics team to a 196.325–196.175 come-from-behind victory over defending Southeastern Conference champion, and sixth-ranked, Alabama, Friday night at Barnhill Arena.

Trailing by exactly 1.3 points after the third rotation, Arkansas needed a momentous performance on the floor exercise to bypass the Crimson Tide. The Razorbacks delivered, as they recorded three 9.925's and a 9.950 in the rotation to post a 49.600 and not only surpassed the defending SEC champion, but also broke the school record in the event to

capture the 196.325–196.175 comeback win in front of a nationally televised audience on the SEC Network.

Wellick Earns First Career SEC Gymnast of the Week Honor

On Tuesday, the Southeastern Conference announced its weekly SEC Gymnastics Awards, and sophomore Amanda Wellick was named the Co-SEC Gymnasts of the Week for her performance against No. 7 Alabama.

For Wellick, the reigning SEC Freshman of the Year, it is her first career SEC Gymnast of the Week award, as she shares the honor with LSU senior Jessie Jordan. This is the second time in Wellick's career that she has received a weekly award from the SEC. Last season she was named the conference's Freshman of the Week on March 11, 2014.

The Wheaton, Ill., native had a spectacular meet against the No. 7 Crimson Tide last Friday, as she earned three event titles to help No. 12 Arkansas to a 196.325–196.175 upset of the defending SEC Champion. It was just the third time in program history that the Razorbacks defeated Alabama and it was Wellick who delivered the winning performance. Needing just a 9.800 on team's final floor exercise performance to complete a come-from-behind victory for Arkansas, Wellick turned in a career-best 9.950 to seal the deal and capture her first career event title on the floor.

Wellick Captures Two Event Titles For No. 12 @RazorbackGym at No. 19 Auburn

Sophomore Amanda Wellick added another pair of event titles to an already impressive start to the 2015 season, but it would not be enough to lift the No. 12-ranked Arkansas gymnastics team to a victory at No. 19 Auburn, as they fell 197.075–196.250 on Friday night at the Auburn Arena.

Wellick, who is the reigning Southeastern Conference Co-Gymnast of

2015 Season Review

the Week, followed up her three-event title performance last Friday with two more victories as she won the vault and floor exercise to help Arkansas post a 196.000-plus score for the second week in a row. The Wheaton, Ill., native posted a 9.900 on both the vault and floor exercise to win capture her second-straight event title in both events.

Zaziski Earns First-Ever SEC Freshman of the Week Honor

On Tuesday, the Southeastern Conference announced that Arkansas gymnast, Paige Zaziski, was named as the SEC Freshman of the Week for her efforts at No. 12 Auburn last Friday.

It is the first-ever SEC Freshman of the Week award for Zaziski, and the first time this season that a Razorback gymnast has garnered the honor. The Chesterfield Township, Mich., native set personal-best on the uneven bars and balance beam against the Tigers to help Arkansas post its second-straight 196.000-plus score.

On the bars, Zaziski tied her career-high of 9.850 to start her night. The score was tied for a team-best in the event, as Arkansas tied a season-high 49.125 on the bars. She followed that performance with a 9.825 on the vault to help the Razorbacks score a 49.095.

Zaziski's Career Night Helps No. 8 @RazorbackGym Score a 196.250 at the Metroplex Challenge

Freshman Paige Zaziski set a new career-high in four events to help the No. 8-ranked Arkansas gymnastics team post its third-straight 196-plus score with a 196.250 to finish third at the 2015 Metroplex Challenge.

The reigning Southeastern Conference Freshman of the Week, Zaziski followed her award-winning performance last week with another strong meet, as she set three career-highs and tied her personal-best mark in another and led the Razorbacks in two events. The Chesterfield Township, Michigan, native set a new career-high in the floor exercise (9.750), bars (9.875) and all-around (39.275). She also tied her career-best mark on the vault with a 9.900 to lead Arkansas in the rotation.

Zaziski Picks Up Two Event Titles Against Co-Defending Champ Florida

Freshman Paige Zaziski had another memorable night on Friday, as the freshman set a personal-best in two events and won a pair of event titles to lead the No. 8-ranked University of Arkansas women's gymnastics team to a 195.375 score against co-defending champion, and second-ranked, Florida, in Barnhill Arena.

Zaziski, who set three career-highs last weekend at the Metroplex Challenge, set two more personal-best on Friday in front of a home crowd which was the eighth-highest largest in program history, as she set new career-best on the vault and balance beam. The freshman also captured the first two event titles of her career, as she won the uneven bars and balance beam.

The freshman got the night started off with a bang, as she posted a career-best 9.925 on the vault. It was the third time this season that the Chesterfield Township, Michigan, native posted a 9.9-plus score this season, as she previously tallied a pair of 9.900.

The defending co-defending national champion, Florida, collected a 49-plus score in all four events, as they totaled a 197.200 to beat the Razorbacks.

No. 14 @RazorbackGym Scores a Season-High 196.650 at Friday's Tri-Meet

The No. 14-ranked University of Arkansas women's gymnastics team put on a dominant display on Friday night, as they posted a season-best score of 196.650 to defeat both Illinois State and Southeast Missouri inside Barnhill Arena.

For the first time this season, Arkansas posted a 49-plus score in all four events, en route to a season-best total. The Razorbacks were once again dominant on the vault and floor, as they recorded a 49.250 and a 49.350, respectively.

The No. 14 team in the nation was led by sophomore Amanda Wellick,



Freshman Paige Zaziski tied the freshman record on the uneven bars with a 9.925 against No. 23 Missouri

2015 Season Review

who captured three event titles and tied her career-best mark on the vault with a 9.950. Wellick, who entered the night ranked 15th-nationally in the event, matched her career-high from the anchor slot, as her 9.950 helped her team post its sixth-straight 49-plus score this season. Wellick would end her night with 9.925 on the floor exercise to not only capture the floor title, but also lift her to the all-around championship, scoring a 39.425.

Zaziski Wins Her Second SEC Freshman of the Week Award

For the second time this season, the Southeastern Conference has recognized freshman Paige Zaziski with a weekly honor, as her performance at last Friday's tri-meet earned her the SEC Co-Freshman of the Week award.

Zaziski becomes just the second Arkansas gymnast in program history to win multiple SEC Freshman of the Week awards, as she joins former Razorback All-American, and current assistant coach, Jaime Pisani, who won the award twice back during the 2009 season. Zaziski shares this week's honor with Kennedy Baker of Florida.

The freshman put on a fabulous display against Illinois State and Southeast Missouri last Friday, as she posted a 9.8 or better in three of the four events, placed second in the vault, uneven bars and all-around and set a new career-best on the floor. Her score of 9.850 on the vault gave Zaziski her fifth 9.8-plus score in the event this season. She would then post back-to-back 9.800's on the uneven bars and the balance beam, before concluding her night with a career-high 9.775 on the floor exercise.

Zaziski totaled a score of 39.225 to place second in the all-around behind teammate Amanda Wellick. It was the third-straight 39-plus score in the all-around for the Chesterfield Township, Michigan native, as her 39.225 was tied with Baker for the highest all-around mark in the conference this week for a freshman.

Four @RazorbackGym Gymnasts Win Four Event Titles at No. 24 Kentucky

The No. 14-ranked University of Arkansas women's gymnastics team had four gymnasts win four event titles on Friday night, but it would not be enough to lift them over No. 24 Kentucky, as they fall, 195.750-194.825, at Memorial Coliseum.

The quartet of junior Heather Elswick, sophomores Samantha Nelson and Amanda Wellick, along with freshman Paige Zaziski each took home an event championship against the Wildcats on Friday. Elswick and Nelson tied for the floor exercise title, Wellick won the vault title outright, along with an all-around title and Zaziski captured the uneven bars victory.

Wellick and Zaziski won the first pair of event titles for Arkansas through the first two rotations, as Wellick's 9.925 captured the vault and Zaziski's 9.850 was the highest total on the uneven bars on Friday. It was the fourth vault title this year for Wellick, while it was the second time in three meets that Zaziski has won the bars.

Elswick and Nelson lifted the Razorbacks to an overall score of 49.000 on the floor exercise, as both gymnasts posted a 9.850 to claim a share of the event title. It was the first-ever floor exercise title for both gymnast in their collegiate career.

Zaziski Ties Freshman Uneven Bars Record Against No. 23 Mizzou

Paige Zaziski tied the University of Arkansas women's gymnastics freshman record on the uneven bars en route to a pair of event titles to help the No. 17-ranked Razorbacks to a 195.825-195.275 victory over No. 23 Missouri on Friday at Barnhill Arena.

Zaziski recorded a personal-best 9.925 from the anchor slot of the uneven bars rotation to help Arkansas score a season-best 49.200 in the event. Tonight's 9.925 ties a freshman record at Arkansas, as she matches scores from Melissa Leigh, who set the record back on March 14, 2003 against Missouri, and Emily Peacock, who tied Leigh's mark on Feb. 4, 2005 at LSU.

The freshman's 9.925 on the bars led to her second-straight event title and her third uneven bars win in the last four meets. The Chesterfield Township, Michigan native put together a solid meet overall, as she recorded scores of 9.900 on the vault, 9.700 on the balance beam and 9.675 on the floor exercise to post an all-around score of 39.200 to capture her first career all-around title.

No. 18 @RazorbackGym Ties Season-Best Score at No. 10 Georgia

The No. 18-ranked University of Arkansas women's gymnastics team saved its best Southeastern Conference performance of the year for its conference regular season finale, as the Razorbacks tied their season-best score of 196.650 on Saturday evening at No. 10 Georgia.

The Razorbacks were able to hit on all four events, as they collected a quartet of 49-plus scores for the second time this season en route to the 196.650 score. The vault and floor exercise rotations once again led the way for Arkansas as they posted a 49.275 and a 49.200, respectively, in each event. The Razorbacks were able to master the balance beam on Saturday, as the team posted a season-high score of 49.100 in the event.



Sophomore Amanda Wellick takes her turn on the floor.

2015 Season Review



Zaziski Ties Program's Uneven Bars Record in Regular Season Finale

A freshman stole the show on Senior Night, as Paige Zaziski matched the University of Arkansas uneven bars record, set three personal-best and won a pair of event titles against UCLA on Friday night. Her performance led Arkansas to a 195.900-performance in the regular season finale.

Zaziski, who performed from the anchor spot on the uneven bars, scored a 9.950 to tie the program's best score in the event. The 9.950 also sets the freshman record for the event, breaking a three-way tie at 9.925, which she was included in. The freshman joins Emily Peacock and current assistant coach Jaime Pisani as the only gymnasts in Razorback history to score a 9.950 on the bars.

The score also allowed Zaziski to win the uneven bars title, marking the fourth time in the last six meets she has captured a victory on the bars.

The freshman set three personal-best on Friday, as she tallied a 9.825 on the floor exercise and a 39.450 in the all-around to go along with her record-tying 9.950 on the bars. The 39.450 in the all-around led her to the second career title in the event, and gives her seven event titles for the 2015 season.

Zaziski Earns Historic Third SEC Freshman of the Week Honor

On Tuesday, the Southeastern Conference announced that Paige Zaziski has been named the SEC Freshman of the Week for an historic third time this season. Zaziski was honored for her efforts in the season finale against No. 7 UCLA last Friday, where she tied a program-best on the uneven bars, set three personal-best scores and won two event titles.

This is Zaziski's third SEC Freshman of the Week honor this season,

Arkansas stands for the National Anthem at Barnhill

This is Zaziski's third SEC Freshman of the Week honor this season, and marks the first time in program history that a gymnast has won three weekly rookie honors. This week's accolade places Zaziski ahead of former All-American, and current assistant coach, Jaime Pisani, who prior to this year was the only gymnast to win multiple SEC Freshman of the Week honors in program history. Pisani earned a pair of SEC Freshman of the Week distinctions back in 2009.

The freshman was able to earn her third weekly award this season thanks in large part to tying a program-best 9.950 on the uneven bars against No. 7 UCLA last Friday. The near perfect routine tied her with former Arkansas gymnasts Emily Peacock and Pisani for the program's best mark in the event. Her score also set the freshman class record at Arkansas on the bars.

The record-tying performance enabled Zaziski to capture her fourth uneven bars title in the last six weeks. It was one of two event titles for the Chesterfield Township, Michigan, native last Friday, as she won her second-career all-around title with a career-best 39.450. It was the second all-around title in the last three meets for Zaziski, as she now has accumulated seven event titles in her first year at Arkansas.

Elswick Named To Her Second All-SEC Community Service Team

On Thursday, the Southeastern Conference announced its 2015 All-SEC Gymnastics Community Service team and junior Heather Elswick was once again selected to represent the University of Arkansas women's gymnastics team for her volunteer efforts during the 2014-15 school year.

It is the second-straight season that Elswick has been selected to the All-SEC Community Service team, making her just the third Razorback gymnast to be selected to the team twice. She joins former gymnasts Emily Peacock - who was selected in 2007 and 2008 - and Kelci Lewis, who was honored in 2012 and 2013.

2015 Season Review

Six-Seeded @RazorbackGym Collects Second-Highest Score at SEC Championship

The sixth-seeded University of Arkansas women's gymnastics team ended the 2015 Southeastern Conference Gymnastics Championship with a pair of 49.200-plus scores on the floor exercise and vault to collect the school's second-highest score at the SEC Championship, posting a 195.950 to finish second in the afternoon session of the Championship.

After collecting a combined 97.500 in the first two rotations, the Razorback gymnastics team battled back and capitalized on its best two events of the season to close the session with the program's second-highest score at the SEC Championship with a 195.950. Arkansas collected a 49.200 on the floor and followed that up with a 49.250 on the vault to conclude the afternoon. Both scores mark the second-highest total for Arkansas in both events at the SEC Championship, as the team recorded its 11th-straight 49-plus score on the vault and its 10th-consecutive 49-plus on the floor during the season.

The 195.950 allowed Arkansas to finish second in the afternoon session, as No. 5 seed Georgia, who is ranked ninth nationally, edged out the Razorbacks by posting a 196.000. No. 8-seeded Missouri was able to bypass No. 7 seed Kentucky, as they finished third in the session with a 195.700, while Kentucky posted a 195.025.

Three @RazorbackGym Gymnasts Named All-SEC

On Thursday, the Southeastern Conference announced its postseason gymnastics honors and named University of Arkansas gymnasts Heather Elswick, Amanda Wellick and Paige Zaziski to the 2015 All-SEC team. Zaziski was additionally named to the 2015 All-SEC freshman team.

The trio of Razorbacks on the All-SEC team marks the second-straight season that Arkansas has had three representatives on the all-conference team, while Zaziski's All-SEC freshman team

selection marks the third-straight year the team has had at least one gymnast on the conference's all-rookie team. This year's selection to the All-SEC team is a first for all three gymnasts.

Wellick and Zaziski earned All-SEC honors in the vault and Elswick earned all-conference honors on the floor. The trio earned their place on the All-SEC team by collecting either a first or second-place finish in their event during the afternoon session of the 2015 SEC Gymnastics Championships.

Zaziski Named Co-SEC Freshman of the Year

On Thursday, the Southeastern Conference announced its postseason gymnastics honors and named University of Arkansas gymnast, Paige Zaziski, the SEC Co-Freshman of the Year. Zaziski shared the distinction with Florida's Kennedy Baker, and she became just the second Razorback ever to earn the conference's top freshman honor.

Zaziski had an outstanding rookie campaign for the Razorbacks, as she won a remarkable seven event titles (4 UB, 1 BB, 2 AA). The Chesterfield Township, Michigan native became the first Arkansas gymnast in program history to be named the SEC Freshman of the Week three times, and she tied the program's best score on the uneven bars with a personal-best 9.950 against No. 8 UCLA in the regular season finale on March 13.

With this honor, Zaziski becomes just the second gymnast in program history to earn SEC Freshman of the Year honors. She joins teammate, Amanda Wellick, who won the honor last season.

@RazorbackGym Travels to West Virginia for the 2015 NCAA Regional

On Monday, the NCAA announced its parings for the 2015 Gymnastics Regional meets and the University of Arkansas women's gymnastics team will compete in the Morgantown Regional in Morgantown, West Virginia on April 4. The Morgantown Regional will be held at Cary Gymnasium on the campus of West Virginia University, with events starting at 3 p.m. CT.

Heather Elswick, Amanda Wellick and Paige Zaziski were each named All-SEC this season.



2015 Season Review

The Razorbacks are one of six teams headed to Morgantown, West Virginia, as they will be joined by co-defending national champion, and fellow Southeastern Conference team, Florida, along with Stanford, Illinois, New Hampshire and host-school West Virginia. The Morgantown Regional features five teams in the Gyminfo Top 25, as the Gators will be the highest-rated team in the field with their No. 2 ranking. The Cardinal of Stanford are currently No. 11 nationally and the Illini are ranked 14th. Arkansas will come into the meet as the 19th-best team in the country and the Wildcats will be the final ranked team, entering in at No. 25. The Mountaineers are just outside the top-25 with its No. 36 ranking.

Wellick Named NACGC Regular-Season All-American

University of Arkansas gymnast Amanda Wellick was named to the National Association of Collegiate Gymnastics Coaches/Women (NACGC) Regular-Season All-America list. Wellick earned NACGA Second-Team Regular-Season All-American honors on the vault.

This is the first All-American nod for the sophomore, as she currently is tied for 14th in the nation on the vault with an RQS of 9.920. Her selection to the NACGA Regular-Season All-American team makes her the second Razorback gymnast to be selected as a regular-season All-American. Wellick joins former two-time NCAA national champion, Katherine Grable, who was a three-time first-team All-American selection and a three-time second-team All-American.

Wellick, who has competed in every meet this season as an all-around gymnast, has had a remarkable season on the vault. Going into Saturday's NCAA Morgantown Regional, the Wheaton, Illinois native has earned a 9.9-or-better on seven-straight vault routines. On the year, Wellick has scored a 9.9-plus on nine routines, including a pair of 9.950's, which is a personal-best for the sophomore.

No. 19 @RazorbackGym Season Ends With a 196.500 at NCAA Regionals

The No. 19-ranked University of Arkansas women's gymnastics team overcame a slow start at the NCAA Morgantown Regional on Saturday, but it wouldn't be enough to advance them to the NCAA Championship Session, as they scored a 196.500 to finish fourth at the NCAA Regional.

The Razorbacks started out with a 48.850 on the floor exercise, but recovered from that to post the program's best score on the vault at the NCAA Regional with a 49.375. Arkansas ended the day with a season-best on the balance beam with a 49.150, to post a 196.500. Today's total was the fifth-highest score for Arkansas at the NCAA Regional meet.

Sophomore All-American Amanda Wellick led Arkansas' historic vault rotation, as she got a perfect 10 from one judge on her attempt to score a 9.925.



Amanda Wellick was named Second-Team Regular-Season All-American on the vault

The Wheaton, Illinois native finished in a tie for fifth at the meet, and extended her streak of 9.9-or-better on the vault to eight-straight meets. Wellick's 9.925 is the third-highest score by an Arkansas gymnast on the vault in NCAA Regional history.

The 9.925 was one of two 9.9's during the vault rotation for Arkansas, as junior All-SEC gymnast Heather Elswick scored a 9.9 from the third spot. Elswick's total on the vault is the only eighth 9.9 scored by an Arkansas gymnast at the NCAA Regional and ties her for the fourth-best score on the vault in program history at Regionals. The Razorbacks also got a trio of 9.8-plus scores from sophomore Samantha Nelson (9.825) and freshmen Leah MacMoyle (9.850) and Paige Zaziski (9.875).



Senior Cailee Ellsworth scored a career-best 9.850 on the beam at Regionals



Senior Stephani Canizaro performs her floor routine at Regionals

2015 Season Results

DATE	EVENT	VT	UB	BB	FX	TEAM	PLACE	OVERALL RECORD	SEC RECORD	ATT.
Jan. 9	at No. 2 Oklahoma	49.450	49.350	49.400	49.425	197.625	1st	1-0	N/A	2,336
	No. 12 ARKANSAS	49.100	48.450	48.375	48.975	194.900	2nd	0-1	0-0	
Jan. 16	No. 12. ARKANSAS	49.375	49.125	48.225	49.600	196.375	1st	1-1	1-0	3,164
	No. 6 Alabama*	49.475	49.100	48.150	49.450	196.175	2nd	1-1	0-1	
Jan. 23	at No. 19 Auburn*	49.125	49.525	49.150	49.275	197.075	1st	2-1	1-1	6,299
	No. 12 ARKANSAS	49.050	49.125	48.825	49.250	196.250	2nd	1-2	1-1	
Jan. 31	MetroPlex Challenge									
	No. 1 Oklahoma	49.450	49.400	49.350	49.500	197.700	1st	7-0	N/A	N/A
	No. 2 LSU*	49.500	49.400	49.125	49.400	197.425	2nd	6-1	3-0	
	No. 8 ARKANSAS	49.250	49.100	48.800	49.100	196.250	3rd	2-4	1-2	
	Iowa State	48.500	48.900	47.475	48.525	193.400	4th	1-6-1	N/A	
Feb. 6	No. 2 Florida*	49.450	49.200	49.225	49.325	197.200	1st	4-1	3-1	4,654
	No. 8 ARKANSAS	49.425	48.875	47.950	49.125	195.375	2nd	2-5	1-3	
Feb. 13	No. 14 ARKANSAS	49.250	49.050	49.000	49.350	196.650	1st	4-5	1-3	2,604
	Illinois State	48.175	47.625	48.700	47.525	192.025	2nd	2-7	N/A	
	Southeast Missouri	48.225	47.775	47.400	47.750	191.150	3rd	4-7A	N/A	
Feb. 20	at No. 24 Kentucky*	49.175	48.775	48.950	48.850	195.750	1st	4-4	2-3	1,934
	No. 14 ARKANSAS	49.150	48.850	47.825	49.000	194.825	2nd	4-6	1-4	--
Feb. 27	No. 17 ARKANSAS	49.200	49.200	48.200	49.225	195.825	1st	5-6	2-4	1,724
	No. 23 Missouri*	48.825	48.925	48.925	48.600	195.275	2nd	5-6	0-6	--
Mar. 7	at 10 Georgia*	49.275	49.275	48.675	49.550	196.775	1st	4-6	3-4	9,956
	No. 18 ARKANSAS	49.275	49.075	49.100	49.200	196.650	2nd	5-7	2-5	--
Mar. 13	No. 8 UCLA	49.275	49.275	49.325	49.300	197.175	1st	11-1	N/A	2,504
	No. 16 ARKANSAS	49.150	48.975	48.475	49.300	195.900	2nd	5-8	2-5	--
Mar. 21	SEC Championship									
	No. 3 Alabama	49.500	49.275	49.275	49.475	197.525	1st	15-3	5-2	8,758
	No. 2 LSU	49.550	49.375	48.975	49.550	197.450	2nd	19-2	7-0	--
	No. 1 Florida	49.625	49.575	48.625	49.575	197.400	3rd	12-5	5-2	--
	No. 4 Auburn	49.300	49.150	49.400	49.075	196.925	4th	10-8	3-4	--
	No. 5 Georgia	49.125	49.375	48.150	49.350	196.000	5th	8-10	3-4	--
	No. 6 ARKANSAS	49.250	48.825	48.675	49.200	195.925	6th	7-13	2-5	--
	No. 8 Missouri	48.850	49.000	48.775	49.075	195.700	7th	7-13	0-7	--
	No. 7 Kentucky	48.875	48.575	48.275	49.300	195.025	8th	5-12	3-4	--
April 4	Morgantown Regional									
	No. 1 Florida	49.625	49.125	49.325	49.400	197.475	1st	17-5		1,445
	No. 2 Stanford	49.375	49.025	49.375	49.225	197.000	2nd	10-4		--
	No. 3 Illinois	49.100	49.200	49.250	49.125	196.675	3rd	24-6		--
	No. 4 ARKANSAS	49.375	49.125	49.150	48.850	196.500	4th	9-16		--
	No. 6 West Virginia	49.125	48.375	49.225	48.925	195.650	5th	15-13		--
	No. 5 New Hampshire	48.525	48.250	49.300	48.750	194.825	6th	16-13		--

2015 SEC Championship Recap

DULUTH, Ga. – The sixth-seeded University of Arkansas women's gymnastics team ended the 2015 Southeastern Conference Gymnastics Championship with a pair of 49.200-plus scores on the floor exercise and vault to collect the school's second-highest score at the SEC Championship, posting a 195.950 to finish second in the afternoon session of the Championship.

After collecting a combined 97.500 in the first two rotations, the Razorback gymnastics team battled back and capitalized on its best two events of the season to close the session with the program's second-highest score at the SEC Championship with a 195.950. Arkansas collected a 49.200 on the floor and followed that up with a 49.250 on the vault to conclude the afternoon. Both scores mark the second-highest total for Arkansas in both events at the SEC Championship, as the team recorded its 11th-straight 49-plus score on the vault and its 10th-consecutive 49-plus on the floor during the season.

The 195.950 allowed Arkansas to finish second in the afternoon session, as No. 5 seed Georgia, who is ranked ninth nationally, edged out the Razorbacks by posting a 196.000. No. 8-seeded Missouri was able to bypass No. 7 seed Kentucky, as they finished third in the session with a 195.700, while Kentucky posted a 195.025.

On the floor, the Razorbacks were led by junior Heather Elswick, who collected one of the team's two 9.9's on the afternoon. Elswick was one of three gymnasts in the afternoon session to post 9.9 on the floor, as it was the highest score recorded on the afternoon on the vault. The score puts her in a seven-way tie for the second-highest floor score recorded by an Arkansas gymnast at the SEC Championship. Junior Sydnie Dillard and sophomores Samantha Nelson and Amanda

Wellick each posted a 9.850 to give Arkansas a 49.200 on the floor.


The No. 18-ranked team in the nation followed that performance with another 49-plus on the vault, as the Razorbacks posted a 49.250 on the vault. Wellick captured the vault title during the afternoon session with her 9.900, while freshman Paige Zaziski was just behind her teammate with a 9.875 to place second in the event. Wellick's score puts her in a four-way tie for the highest vault score by a Razorback gymnast at the SEC Championship.

Wellick also won the all-around during the first session, as she collected a combined score of 39.225. The score ties Wellick with Sarah Nagashima – who scored a 39.225 in 2010 – for the eighth-best all-around score for an Arkansas gymnast at the SEC Championship.

Junior Keara Glover led off the afternoon for Arkansas, and posted the team's best score on the uneven bars from the leadoff spot with a 9.8. The score to lead the Razorbacks to a 48.825 in the event. It was the second 9.8-plus score on the bars for Glover this season, while the 48.825 tied for the sixth-best score on the bars at the SEC Championship in program history.

In the second rotation, the Razorbacks collected a 48.675 on the balance beam. Dillard continued her streak of counting on every routine in her Arkansas career, as she tied for a team-best 9.775 on the beam with Nelson.

Overall, Arkansas finished sixth at the 2015 SEC Gymnastics Championship. Defending champion, and third-seeded, Alabama, successfully defended its title as they pulled the upset over top-seeded Florida and No. 2 LSU with a 197.525. The Tigers finished second with a 197.450, while the Gators placed third with a 197.400. Auburn came in fourth overall with a 196.925.



Razorbacks enter the Gwinnett Center for the 2015 SEC Championship

ALL-TIME SEC CHAMPIONSHIP ROTATIONS

2003	Bye 3	Floor	Bye 1	Vault	Bye 2	Bars	Beam
2004	Beam	Bye 3	Floor	Bye 1	Vault	Bye 2	Beam
2005	Bye 1	Vault	Bye 2	Bars	Beam	Bye 3	Floor
2006	Bye 2	Vault	Beam	Bye 3	Floor	Bye 1	Vault
2007	Bye 1	Vault	Bye 2	Bars	Beam	Bye 3	Floor
2008	Vault	Bye 2	Bars	Beam	Bye 3	Floor	Bye 1
2009	Bye 3	Floor	Bye 1	Vault	Bye 2	Bars	Beam
2010	Floor	Bye 1	Vault	Bars	Bye 2	Beam	Bye 3
2011	Bye 3	Floor	Bye 1	Vault	Bye 2	Bars	Beam
2012	Floor	Bye 1	Vault	Bars	Bye 2	Bars	Bye 3
2013*	Bars	Beam	Floor	Vault	*Format changed to two sessions without byes		
2014	Bars	Beam	Floor	Vault			
2015	Bars	Beam	Floor	Vault			

Arkansas at the SEC Championship

2003 BIRMINGHAM, ALA.

Place	Team	Score
1.	Alabama	197.575
2.	Georgia	197.525
3.	Florida	195.950
4.	LSU	195.650
5.	Auburn	195.025
6.	Kentucky	194.875
7.	ARKANSAS	194.850

Vault: 48.425: Kim Harris 9.600, Whitney Cashwell 9.600, Hannah McLeod 9.650, Audra Loveless 9.725, Dana McQuillin 9.800, Tiffany Berry 9.650.

Bars: 48.800: Hannah McLeod 9.800, Dana McQuillin 9.725, Kim Harris 9.725, Katie Hardman 9.625, Melissa Leigh 9.800, Tiffany Berry 9.750.

Beam: 48.900: Tiffany Berry 9.700, Melissa Leigh 9.675, Hannah McLeod 9.825, Kim Harris 9.725, Dana McQuillin 9.800, Katie Hardman 9.850.

Floor: 48.725: Dana McQuillin 9.700, Katie Hardman 9.750, Kim Harris 9.700, Audra Loveless 9.700, Hannah McLeod 9.775, Tiffany Berry 9.800.

All-Around: Hannah McLeod 39.050, Dana McQuillin 39.025, Tiffany Berry 38.900, Kim Harris 38.750.

2004 DULUTH, GA.

Place	Team	Score
1.	Georgia	198.175
2.	Alabama	197.950
3.	LSU	197.275
4.	Florida	197.225
5.	Auburn	195.925
6.	ARKANSAS	194.825
7.	Kentucky	193.850

Vault: 48.650: Cassie Drew 9.7000, Melissa Leigh 9.650, Audra Loveless 9.750, Hannah McLeod 9.700, Dana McQuillin 9.775, Kathy Thompson 9.725.

Bars: 48.100: Rachel Barnett 9.200, Cassie Drew 9.800, Katie Hardman 9.825, Melissa Leigh 9.900, Hannah McLeod 9.800, Dana McQuillin 9.825.

Beam: 48.100: Rachel Barnett 8.500, Cassie Drew 9.150, Katie Hardman 9.725, Melissa Leigh 9.700, Hannah McLeod 9.725, Dana McQuillin 9.800.

Floor: 48.925: Rachel Barnett 9.875, Cassie Drew 9.825, Katie Hardman 9.775, Audra Loveless 9.300, Dana McQuillin 9.900, Kathy Thompson 9.550.

All-Around: Dana McQuillin 39.300, Cassie Drew 38.475.

2005 DULUTH, GA.

Place	Team	Score
1.	Georgia	197.250
2.	LSU	196.975
3.	Alabama	196.700
4.	Florida	196.150
5.	ARKANSAS	195.325
6.	Auburn	195.125
7.	Kentucky	193.800

Vault: 48.225: Cassie Drew 9.650, Dana McQuillin 9.625, Hannah McLeod 9.525, Mallory Machnik 9.650, Samantha Cortez 9.750, Rachel Barnett 9.550.

Bars: 48.900: Dana McQuillin 9.750, Rachel Barnett 9.725, Cassie Drew 9.800, Katie Hardman 9.600, Melissa Leigh 9.750, Emily Peacock 9.875.

Beam: 49.125: Emily Peacock 9.850, Rachel Barnett 9.775, Cassie Drew 9.850, Hannah McLeod 9.850, Dana McQuillin 9.650, Katie Hardman 9.800.

Floor: 49.075: Rachel Barnett 9.825, Dana McQuillin 9.800, Emily Peacock 9.750, Katie Hardman 9.800, Mallory Machnik 9.850, Samantha Cortez 9.800.

All-Around: Rachel Barnett 38.875, Dana McQuillin 38.825.

2006 BIRMINGHAM, ALA.

Place	Team	Score
1.	Georgia	197.275
2.	Alabama	196.975
3.	Florida	196.275
4.	LSU	195.900
5.	Auburn	194.975
6.	ARKANSAS	194.650
7.	Kentucky	191.15

Vault: 48.750: Mallory Machnik 9.65, Dana McQuillin 9.70, Breanne Guy 9.75, Audra Loveless 9.70, Samantha Cortez 9.80, Cassie Drew 9.80.

Bars: 47.925: Dana McQuillin 9.65, Hannah McLeod 9.675, Samantha Cortez 9.075, Cassie Drew 9.10, Melissa Leigh 9.725, Emily Peacock 9.775.

Beam: 48.90: Emily Peacock 9.775, Cassie Drew 9.80, Rachel Barnett 9.750, Mallory Machnik 9.10, Dana McQuillin 9.725, Katie Hardman 9.850.

Floor: 49.075: Cassie Drew 9.175, Dana McQuillin 9.725, Mallory Machnik 9.80, Katie Hardman 9.825, Rachel Barnett 9.850, Emily Peacock 9.875.

All-Around: Dana McQuillin 38.800, Cassie Drew 37.875.

2007 NORTH LITTLE ROCK, ARK.

Place	Team	Score
1.	Florida	197.325
2.	Georgia	197.175
3.	Alabama	197.000
4.	LSU	196.250
5.	ARKANSAS	194.550
6.	Auburn	194.475
7.	Kentucky	194.000

Vault: 49.000: Casey Jo Magee 9.850, Cassie Drew 9.750, Alexandra LaChance 9.800, Samantha Cortez 9.750, Ashly McPherson 9.750, Michelle Stout 9.850.

Bars: 48.825: Cassie Drew 9.725, Amy DeFilippo 9.750, Casey Jo Magee 9.800, Emily Peacock 9.80, Michelle Stout 9.750, Sarah Nagashima 8.650.

Beam: 47.850: Cassie Drew 9.200, Amy DeFilippo 9.825, Rachel Barnett 9.300, Emily Peacock 9.725, Samantha Cortez 9.275, Casey Jo Magee 9.725.

Floor: 48.875: Casey Jo Magee 9.800, Alex LaChance 9.525, Cassie Drew 9.750, Samantha Cortez 9.675, Emily Peacock 9.800, Rachel Barnett 9.850.

All-Around: Casey Jo Magee 39.175, Cassie Drew 38.425.

2008 DULUTH, GA.

Place	Team	Score
1.	Georgia	197.350
t2.	Florida	197.325
t2.	Alabama	197.325
4.	LSU	196.500
5.	Auburn	196.100
6.	ARKANSAS	194.650
7.	Kentucky	194.025

Vault: 48.625: Alex LaChance 9.725, Casey Jo Magee 9.20, Amy DeFilippo 9.675, Samantha Cortez 9.625, Michelle Stout 9.80, Sarah Nagashima 9.80.

Bars: 47.95: Amy DeFilippo 9.70, Sarah Nagashima 8.775, Emily Peacock 9.70, Michelle Stout 9.75, Casey Jo Magee 9.80, Allison Daniels 9.00.

Beam: 49.025: Samantha Cortez 9.75, Amy DeFilippo 9.775, Emily Peacock 9.85, Stacy Bartlett 9.80, Michelle Stout 9.725, Casey Jo Magee 9.85.

Floor: 49.050: Sarah Nagashima 9.75, Michelle Stout 9.80, Casey Jo Magee 9.825, Alex LaChance 9.80, Samantha Cortez 9.80, Emily Peacock 9.825.

All-Around: Casey Jo Magee 38.675, Michelle Stout 39.075.

Arkansas at the SEC Championship

2009 NASHVILLE, TENN.

Place	Team	Score
1.	Alabama	197.300
2.	Georgia	196.925
3.	Florida	196.750
4.	LSU	196.550
5.	Auburn	196.350
6.	ARKANSAS	195.650
7.	Kentucky	195.000

Vault: 49.200: Sarah Nagashima 9.775, Mariah Howdeshell 9.775, Alex LaChance 9.85, Casey Jo Magee 9.8, Jaime Pisani 9.875, Michelle Stout 9.9.

Bars: 49.075: Amy DeFilippo 9.8, Mariah Howdeshell 9.75, Casey Jo Magee 9.8, Jaime Pisani 9.025, Sarah Nagashima 9.825, Michelle Stout 9.9.

Beam: 48.275: Jaime Pisani 9.6, Alex LaChance 9.175, Amy DeFilippo 9.8, Michelle Stout 8.7, Sarah Nagashima 9.8, Casey Jo Magee 9.9.

Floor: 49.100: Sarah Nagashima 9.75, Molly Lewis 9.75, Alex LaChance 9.8, Michelle Stout 9.8, Casey Jo Magee 9.875, Jaime Pisani 9.875.

All-Around: Sarah Nagashima 39.150, Jaime Pisani 38.375

2012 DULUTH, GA.

Place	Team	Score
1.	Florida	197.150
2.	Alabama	196.775
3.	Georgia	196.575
4.	LSU	196.425
5.	Kentucky	194.350
6.	ARKANSAS	194.175
7.	Auburn	194.100

Vault: 49.05: Stephani Canizaro 9.75, Amy Borsellino 9.80, Scarlett Williams 9.80, Mariah Howdeshell 9.80, Jaime Pisani 9.875, Bailee Zumwalde 9.775.

Bars: 48.85: Amy Borsellino 9.70, Stephani Canizaro 9.70, Shelby Salmon 9.825, Sammy Kolbas 8.90, Jaime Pisani 9.825, Mariah Howdeshell 9.80.

Beam: 48.70: Scarlett Williams 9.675, Sammy Kolbas 9.675, Shelby Salmon 9.725, Amy Borsellino 9.725, Jaime Pisani 9.90, Mariah Howdeshell 9.125.

Floor: 47.575: Bailee Zumwalde 9.80, Stephani Canizaro 9.125, Sammy Kolbas 8.90, Kelci Lewis 8.30, Amy Borsellino 9.85, Jaime Pisani 9.90.

All-Around: Jaime Pisani 39.500, Amy Borsellino 39.075.

2010 JACKSONVILLE, FLA.

Place	Team	Score
1.	Florida	197.05
2.	Alabama	196.875
3.	Georgia	196.825
4.	LSU	195.750
5.	Auburn	195.575
6.	ARKANSAS	195.275
7.	Kentucky	194.800

Vault: 49.00: Mariah Howdeshell 9.725, Kelci Lewis 9.775, Amy Borsellino 9.600, Jaime Pisani 9.875, Casey Jo Magee 9.825, Sarah Nagashima 9.80.

Bars: 48.40: Sarah Nagashima 9.875, Mariah Howdeshell 9.475, Jaime Pisani 9.475, Amy DeFilippo 9.775, Casey Jo Magee 9.80, Natalie Bohonsky 9.100.

Beam: 49.05: Jaime Pisani 9.775, Stacy Bartlett 9.725, Amy DeFilippo 9.825, Sarah Nagashima 9.825, Mariah Howdeshell 9.525, Casey Jo Magee 9.90.

Floor: 48.825: Stacy Bartlett 8.950, Amy DeFilippo 9.575, Sarah Nagashima 9.725, Kelci Lewis 9.75, Casey Jo Magee 9.875, Jaime Pisani 9.90.

All-Around: Casey Jo Magee 39.400, Sarah Nagashima 39.225, Jaime Pisani 39.025.

2013 NORTH LITTLE ROCK, ARK.

Place	Team	Score
1	Florida	198.000
2	Alabama	197.800
3	LSU	197.700
4	Georgia	197.325
5	Auburn	196.550
6	ARKANSAS	196.400
7	Missouri	195.525
8	Kentucky	194.600

Vault: 49.200: Sarah Nagashima 9.775, Mariah Howdeshell 9.775, Alex LaChance 9.85, Casey Jo Magee 9.8, Jaime Pisani 9.875, Michelle Stout 9.9.

Bars: 49.075: Amy DeFilippo 9.8, Mariah Howdeshell 9.75, Casey Jo Magee 9.8, Jaime Pisani 9.025, Sarah Nagashima 9.825, Michelle Stout 9.9.

Beam: 48.275: Jaime Pisani 9.6, Alex LaChance 9.175, Amy DeFilippo 9.8, Michelle Stout 8.7, Sarah Nagashima 9.8, Casey Jo Magee 9.9.

Floor: 49.100: Sarah Nagashima 9.75, Molly Lewis 9.75, Alex LaChance 9.8, Michelle Stout 9.8, Casey Jo Magee 9.875, Jaime Pisani 9.875.

All-Around: Sarah Nagashima 39.150, Jaime Pisani 38.375

2011 BIRMINGHAM, ALA.

Place	Team	Score
1.	Alabama	197.225
2.	Florida	196.975
3.	Georgia	196.625
4.	ARKANSAS	195.800
5.	LSU	195.475
6.	Auburn	195.325
7.	Kentucky	193.950

Vault: 49.325: Amanda Siebert 9.725, Jordan Salsberg 9.875, Amy Borsellino 9.825, Katherine Grable 9.875, Jaime Pisani 9.90, Michelle Stout 9.85.

Bars: 48.675: Jordan Salsberg 9.55, Katherine Grable 9.75, Genny Salvatore 9.70, Jaime Pisani 9.175, Michelle Stout 9.825, Mariah Howdeshell 9.85.

Beam: 48.825: Scarlett Williams 9.725, Jaime Pisani 9.80, Jordan Salsberg 9.725, Shelby Salmon 9.65, Katherine Grable 9.85, Stacy Bartlett 9.725.

Floor: 48.975: Amanda Siebert 9.625, Jordan Salsberg 9.65, Amy Borsellino 9.775, Kelci Lewis 9.80, Katherine Grable 9.85, Jaime Pisani 9.90.

All-Around: Katherine Grable 39.325, Jaime Pisani 38.775, Jordan Salsberg 38.800

2014 BIRMINGHAM, ALA.

Place	Team	Score
1.	Alabama	197.875
2.	Florida	197.700
3.	LSU	197.325
4.	Georgia	197.150
5.	Auburn	195.550
6.	Kentucky	195.075
7.	ARKANSAS	194.900
8.	Missouri	194.650

Vault: 48.925: Stephani Canizaro 9.75, Heather Elswick 9.775, Katherine Grable 9.90, Amanda Wellick 9.75, Scarlett Williams 9.725, Bailee Zumwalde 9.75.

Bars: 48.125: Stephani Canizaro 9.75, Erin Freier 9.70, Keara Glover 9.725, Katherine Grable 9.85, Shelby Salmon 9.00, Amanda Wellick 9.10

Beam: 49.000: Sydnie Dillard 9.85, Erin Freier 9.70, Katherine Grable 9.90, Samantha Nelson 9.675, Shelby Salmon 9.675, Scarlett Williams 9.75.

Floor: 48.850: Stephani Canizaro 9.60, Sydnie Dillard 9.80, Heather Elswick 9.475, Katherine Grable 9.90, Samantha Nelson 9.80, Bailee Zumwalde 9.75.

All-Around: Katherine Grable 39.550

Arkansas at the SEC Championship/SEC Records

2015 DULUTH, GA.

Place	Team	Score
1.	Alabama	197.525
2.	LSU	197.450
3.	Florida	197.400
4.	Auburn	196.925
5.	Georgia	196.000
6.	ARKANSAS	195.925
7.	Missouri	195.700
8.	Kentucky	195.025

Vault: 49.250: Samantha Nelson 9.800, Leah MacMoyle 9.850, Heather Elswick 9.825, Cailee Ellsworth 9.800, Paige Zaziski 9.875, Amanda Wellick 9.900

Bars: 48.825: Keara Glover 9.800, Heather Elswick 9.700, Erin Freier 9.775, Stephani Canizaro 9.275, Amanda Wellick 9.775, Paige Zaziski 9.775

Beam: 48.675: Erin Freier 9.700, Amanda Wellick 9.700, Paige Zaziski 9.725, Samantha Nelson 9.775, Sydnie Dillard 9.775, Cailee Ellsworth 9.700

Floor: 49.200: Stephani Canizaro 9.600, Sydnie Dillard 9.850, Paige Zaziski 9.750, Samantha Nelson 9.850, Heather Elswick 9.900, Amanda Wellick 9.850

All-Around: Amanda Wellick 39.225, Paige Zaziski 39.125

INDIVIDUAL SEC BEST

Vault

1) 9.900	Michelle Stout	2009
	Jaime Pisani	2011
	Katherine Grable	2014
	Amanda Wellick	2015
4) 9.875	Jaime Pisani	'09/'10/'12
	Katherine Grable	'11/'13
	Jordan Salsberg	2011
	Paige Zaziski	2015

Bars

1) 9.900	Melissa Leigh	2004
	Michelle Stout	2009
3) 9.925	Jaime Pisani	2009
4) 9.875	Emily Peacock	2005
	Sarah Nagashima	2010
6) 9.850	Mariah Howdeshell	2011
	Katherine Grable	2014
8) 9.825	Dana McQuillin	2004
	Katie Hardman	2004
	Sarah Nagashima	2009
	Michelle Stout	2011
	Jaime Pisani	2012
	Shelby Salmon	2012

ARKANSAS' SEC MEET BESTS

Team	Score	Year
Overall	196.400	2013
Vault	49.325	2011
Bars	49.150	2004
Beam	49.125	2005
Floor	49.300	2012

Beam

1) 9.900	Casey Jo Magee	'09/'10
	Jaime Pisani	2012
	Katherine Grable	2014
5) 9.875	Sydnie Dillard	2013
6) 9.850	Katie Hardman	'03/'06
	Emily Peacock	'05/'08
	Cassie Drew	2005
	Hannah McLeod	2005
	Katie Hardman	2006
	Casey Jo Magee	2008
	Katherine Grable	2011
	Amy Borsellino	2013
	Sydnie Dillard	2014

Floor

1) 9.925	Katherine Grable	2013
2) 9.900	Dana McQuillin	2004
	Jaime Pisani	'10/'11/'12
	Kelci Lewis	2013
	Katherine Grable	2014
	Heather Elswick	2015
9) 9.875	Rachel Barnett	2004
	Emily Peacock	2006
	Casey Jo Magee	'09/'10
	Bailee Zumwalde	2013

INDIVIDUAL

AA: 39.550	Katherine Grable	2014
VT: 9.900	Michelle Stout	2009
	Jaime Pisani	2009
	Katherine Grable	2014
	Amanda Wellick	2015
UB: 9.900	Melissa Leigh	2004
	Michelle Stout	2009

BB: 9.900	Casey Jo Magee	'09/'10
	Jaime Pisani	2012
	Katherine Grable	2014
FX: 9.925	Katherine Grable	2014



All-Around

1) 39.550	Katherine Grable	2014
2) 39.500	Jaime Pisani	2012
3) 39.400	Casey Jo Magee	2010
4) 39.375	Casey Jo Magee	2009
	Katherine Grable	2013
6) 39.325	Katherine Grable	2011
7) 39.300	Dana McQuillin	2004
8) 39.225	Sarah Nagashima	2010
9) 39.175	Casey Jo Magee	2007
10) 39.150	Sarah Nagashima	2009

Arkansas' SEC Champions

Casey Jo Magee

2009 SEC Beam Champion – 9.900



In 2009, junior All-American Casey Jo Magee won the program's first Southeastern Conference Individual Championship by posting a 9.900 on the balance beam in Nashville, Tenn.

The performance also earned Magee All-SEC first team honors, to also become the first Razorback to earn a spot on the conference's first team. Her 9.900 is still tied for the program's best score on the beam at the SEC Championship.

Magee would later earn All-American honors during the 2009 season, as she earned Second-Team All-American on the vault and the floor exercise. In her career, Magee would earn four Second-Team All-American honors during her four-year career and she still holds a share of the program record on the beam with a 9.950, a mark she hit three times in her career.

The former Razorback has now moved onto coaching college gymnastics and she is an assistant coach at fellow SEC school, Missouri.

Jaime Pisani

2012 SEC Beam Champion – 9.900



Senior All-American Jaime Pisani captured the program's second-ever Southeastern Conference Individual Championship in 2012, as she scored a 9.900 on the balance beam at the SEC Championship in Duluth, Georgia.

The beam championship was the highlight of a historic SEC Championship meet for Pisani, as she set a then-program record in the all-around at the SEC Championship with a 39.500 and tied the school's meet record on the beam and floor exercise (9.900).

Pisani took the beam title outright with a 9.90, a score that is still tied for an event-best at the SEC Championship for Arkansas. Her all-around and floor exercise records have since been passed by Katherine Grable.

In 2012, Pisani finished 12th in the nation on the beam to earn first-team All-American honors. She was a seven-time first-team All-American in her four-year career and she is now an assistant at Arkansas.

ARKANSAS®
GYMNASTICS

2015 NCAA Morgantown Regional Recap



The Razorbacks prepare to take the beam at the 2015 NCAA Morgantown Regional

The No. 19-ranked University of Arkansas women's gymnastics team overcame a slow start at the NCAA Morgantown Regional on Saturday, but it wouldn't be enough to advance them to the NCAA Championship Session, as they scored a 196.500 to finish fourth at the NCAA Regional.

The Razorbacks started out with a 48.850 on the floor exercise, but recovered from that to post the program's best score on the vault at the NCAA Regional with a 49.375. Arkansas ended the day with a season-best on the balance beam with a 49.150, to post a 196.500. Today's total was the fifth-highest score for Arkansas at the NCAA Regional meet.

Sophomore All-American Amanda Wellick led Arkansas' historic vault rotation, as she got a perfect 10 from one judge on her attempt to score a 9.925. The Wheaton, Illinois native finished in a tie for fifth at the meet, and extended her streak of 9.9-or-better on the vault to eight-straight meets. Wellick's 9.925 is the third-highest score by an Arkansas gymnast on the vault in NCAA Regional history.

The 9.925 was one of two 9.9's during the vault rotation for Arkansas, as junior All-SEC gymnast Heather Elswick scored a 9.9 from the third spot. Elswick's total on the vault is the only eighth 9.9 scored by an Arkansas gymnast at the NCAA Regional and ties her for the fourth-best score on the vault in program history at Regionals. The Razorbacks also got a trio of 9.8-plus scores from sophomore Samantha Nelson (9.825) and freshmen Leah MacMoyle (9.850) and Paige Zaziski (9.875).

Arkansas collected a season-best 49.150 on the balance beam to end the afternoon. The Razorbacks concluded the rotation with four-

straight 9.8-or-better scores, led by junior Sydnie Dillard's 9.875. Dillard's score allowed her to finish in a tie for sixth at the NCAA Regional. Senior Cailee Ellsworth ended her Arkansas career on a high-note, by posting a career-best 9.850 from the anchor slot. Zaziski matched Ellsworth score and Nelson scored a 9.800 to round out the quartet of 9.8-plus scores.

The bar rotation posted its seventh 49-plus score of the season with a 49.125. Zaziski, the Southeastern Conference Co-Freshman of the Year, earned a perfect 10 from one judge, as she scored a team-best 9.900. It was her third 9.9-plus of the season, as she finished in a tie for third in the event. The Razorbacks had a trio of 9.8-plus scores as senior Stephani Canizaro scored a 9.850 to finish in a tie for fifth and juniors Erin Freier finished with a 9.8.

After a bye to start the day, Arkansas took the floor exercise and posted a 48.850 thanks to a trio of 9.850's from Elswick, Dillard and Nelson. For Dillard, it was the fourth-straight meet she has scores a 9.850, while Elswick posted her third-consecutive 9.850-or-higher in the event.

Co-defending national champion, Florida and No. 11 Stanford advanced to the NCAA Championship session with their 197.475 and 197.000 to finish first and second respectively. No. 14 Illinois finished third with 196.675. Host-school West Virginia finished fifth with a 195.650, while No. 25 New Hampshire rounded out the event with a 194.825.

Arkansas at the NCAA Regionals



2004 APRIL 3 -- TUCSON, ARIZ. NCAA SOUTH CENTRAL REGIONAL

#5 Utah	197.625
#8 Florida	197.050
#18 Arizona	196.375
#25 ARKANSAS	195.550
#39 Illinois	195.400
#40 Illinois-Chicago	193.875



2005 APRIL 21 -- DURHAM, N.H. NCAA EAST REGIONAL

#3 LSU	197.125
#10 Oklahoma	195.550
#41 New Hampshire	194.700
#15 ARKANSAS	193.950
#51 Pittsburgh	193.100
#52 Rutgers	191.350



2006 APRIL 8 -- FAYETTEVILLE, ARK. NCAA SOUTH CENTRAL REGIONAL

#3 Florida	196.375
#18 ARKANSAS	195.400
#9 UCLA	195.175
#30 Illinois	193.125
#42 Illinois-Chicago	191.125
#49 Southeast Missouri	189.050



2007 APRIL 14 -- ANN ARBOR, MICH. NCAA NORTHEAST REGIONAL

#1 Florida	197.325
#12 Michigan	196.050
#13 ARKANSAS	195.875
#43 New Hampshire	192.925
#41 Pittsburgh	192.550
#51 Rutgers	190.875



2008 APRIL 12 -- MINNEAPOLIS, MINN. NCAA NORTH CENTRAL REGIONAL

#2 Utah	196.950
#11 ARKANSAS	196.125
#28 Minnesota	195.275
#14 Arizona	194.275
#27 Southern Utah	193.575
#23 Iowa	192.450



2009 APRIL 4 -- FAYETTEVILLE, ARK. NCAA SOUTH CENTRAL REGIONAL

#10 ARKANSAS	196.300
#4 Stanford	196.200
#16 Michigan	195.700
#25 Arizona	194.350
#31 Arizona State	193.900
#27 Southern Utah	192.650



2010 APRIL 10 - LOS ANGELES, CALIF. NCAA WEST REGIONAL

#3 UCLA	197.825
#9 ARKANSAS	196.675
#21 Arizona	195.100
#17 Iowa State	194.325
#32 Arizona State	193.900
#26 Brigham Young	193.400



2011 APRIL 3 - DENVER, COLO. NCAA NORTH CENTRAL REGIONAL

#12 ARKANSAS	196.550
#1 Florida	196.425
#13 Boise State	196.400
#19 Denver	195.625
#20 Arizona	195.400
#27 Brigham Young	194.650



2012 APRIL 12 - FAYETTEVILLE, ARK. NCAA FAYETTEVILLE REGIONAL

#3 UCLA	197.225
#10 ARKANSAS	196.825
#15 Boise State	196.050
#19 Missouri	195.450
#34 Maryland	194.400
#29 New Hampshire	193.900

Arkansas at the NCAA Regionals/Regional Best



2013
APRIL 6 - CORVALLIS, ORE.
NCAA CORVALLIS REGIONAL

#4 Georgia	197.425
#16 ARKANSAS	196.950
#10 Oregon State	195.375
#21 Boise State	195.300
#28 Arizona State	195.700
#32 California	195.125



2014
APRIL 5 - FAYETTEVILLE, ARK.
NCAA FAYETTEVILLE REGIONAL

#8 Utah	197.300
#9 UCLA	196.600
#17 ARKANSAS	196.375
#24 Arizona State	194.425
#34 UC Davis	193.900
#36 Utah State	191.875



2015
APRIL 4 - MORGANTOWN, W. VA.
NCAA MORGANTOWN REGIONAL

#2 Florida	197.475
#11 Stanford	197.000
#14 Illinois	196.675
#19 ARKANSAS	196.500
#39 West Virginia	195.650
#25 New Hampshire	194.825

ARKANSAS' NCAA REGIONAL BESTS

TEAM

Vault			Bars			Beam			Floor			Team Total		
1.	49.375	2015	1.	49.400	2010	1.	49.300	2013	1.	49.300	2011	1.	196.950	2013
2.	49.300	2007	2.	49.375	2004	2.	49.275	2007	2.	49.275	2014	2.	196.825	2012
3.	49.300	2008		49.375	2014	3.	49.175	2012	3.	49.250	2013	3.	196.675	2010
4.	49.250	2013	4.	49.225	2012	4.	49.150	2015	4.	49.225	2012	4.	196.550	2011
5.	49.250	2014	5.	49.175	2011	5.	49.050	2010	5.	49.225	2008	5.	196.500	2015
6.	49.200	2012	6.	49.150	2013	6.	48.975	2006	6.	49.200	2009	6.	196.375	2014
7.	49.175	2009	7.	49.125	2015	7.	48.975	2009	7.	49.125	2010	7.	196.300	2009
8.	49.175	2011	8.	48.950	2006	8.	48.900	2011	8.	48.875	2005	8.	196.125	2008
9.	49.100	2010	9.	48.950	2009	9.	48.850	2004	9.	48.850	2015	9.	195.875	2007
10.	48.825	2004	10.	48.875	2008	10.	48.825	2005	10.	48.700	2006	10.	195.550	2004

INDIVIDUAL

Vault		Balance Beam		Floor Exercise (Continued)	
1) 9.950	Katherine Grable, '13/'14	1) 9.925	Jaime Pisani, 2012		Katherine Grable, 2011
3) 9.900	Kathy Thompson, 2004	2) 9.900	Casey Jo Magee, '07/'09/'10		Amy Borsellino, '12/'13
	Michelle Stout, '07/'08		Katherine Grable, '12/'13		Heather Elswick, 2014
	Casey Jo Magee, 2010		Erin Freier, 2013	ALL-AROUND	
	Katherine Grable, 2011	8) 9.875	Emily Peacock, 2007	1) 39.675	Katherine Grable, 2014
	Jaime Pisani, 2012		Katherine Grable, 2014	2) 39.650	Katherine Grable, 2013
	Amanda Wellick, '14/'15	10) 9.850	Katie Hardman, 2006	3) 39.625	Jaime Pisani, 2012
BARS			Cassie Drew, 2007	4) 39.600	Casey Jo Magee, 2010
1) 9.925	Melissa Leigh, 2004		Alex LaChance, 2007	5) 39.475	Katherine Grable, 2011
2) 9.900	Dana McQuillin, 2004		Casey Jo Magee, 2008	6) 39.425	Jaime Pisani, 2010
	Amy DeFilippo, 2010		Sarah Nagashima, '09/'10	7) 39.400	Casey Jo Magee, 2009
	Casey Jo Magee, 2010		Katherine Grable, 2011	8) 39.375	Casey Jo Magee, 2008
	Mariah Howdeshell, 2011		Amy Borsellino, 2013		Jaime Pisani, 2011
	Katherine Grable, 2014	FLOOR EXERCISE	Sydnie Dillard, 2013	10) 39.300	Amy Borsellino, 2012
	Amanda Wellick, 2014	1) 9.950	Jaime Pisani, 2011		
	Paige Zaziski, 2015		Katherine Grable, '13/'14		
9) 9.875	Emily Peacock, 2005	4) 9.925	Jaime Pisani, 2012		
	Melissa Leigh, 2006	5) 9.900	Samantha Cortez, 2008		
	Sarah Nagashima, 2010		Casey Jo Magee, '09/'10		
	Jaime Pisani, '10/'12		Jaime Pisani, 2010		
	Shelby Salmon, '13/'14				
	Stephani Canizaro, 2014				

Arkansas NCAA Regional Champions

Team Regional Champions (2)



2009
APRIL 4 -- FAYETTEVILLE, ARK.
NCAA SOUTH CENTRAL REGIONAL

#10 ARKANSAS	196.300
#4 Stanford	196.200
#16 Michigan	195.700
#25 Arizona	194.350
#31 Arizona State	193.900
#27 Southern Utah	192.650



2011
APRIL 3 - DENVER, COLO.
NCAA NORTH CENTRAL REGIONAL

#12 ARKANSAS	196.550
#1 Florida	196.425
#13 Boise State	196.400
#19 Denver	195.625
#20 Arizona	195.400
#27 Brigham Young	194.650

Individual Regional Champions (13)



2009
MICHELLE STOUT
VAULT



2009
CASEY JO MAGEE
BB & FX



2010
CASEY JO MAGEE
BALANCE BEAM



2011
KATHERINE GRABLE
VAULT



2011
JAIME PISANI
FLOOR EXERCISE



2012
JAIME PISANI
BB & AA



2013
KATHERINE GRABLE
V, FX, & AA



2014
KATHERINE GRABLE
V & FX

Regional Honors

South Central Administrator of the Year
Bev Lewis: '04, '06, '14

Gymnast of the Year
Jaime Pisani, 2011

Coach of the Year
Mark & Rene Cook: 2009

Arkansas Regional Notes/All-Time Rotation

RAZORBACK REGIONAL NOTES

- 12 regional appearances in 13 seasons, 12 straight
- Two regional championships (2009, 2011)
- Five second-place finishes (2006, 2008, 2010, 2012, 2013)
- Hosted regionals four times (2006, 2009, 2012, 2014)

ALL-TIME NCAA REGIONAL ROTATIONS

2004	Floor	Vault	Bye 2	Bars	Beam	Bye 1
2005	Floor	Vault	Bye 2	Bars	Beam	Bye 1
2006	Bye 2	Floor	Vault	Bye 1	Bars	Beam
2007	Bye 2	Floor	Vault	Bye 1	Bars	Beam
2008	Bars	Beam	Bye 2	Floor	Vault	Bye 1
2009	Bars	Beam	Bye 2	Floor	Vault	Bye 1
2010	Floor	Vault	Bye 2	Bars	Beam	Bye 1
2011	Floor	Vault	Bye 2	Bars	Beam	Bye 1
2012	Bye 2	Floor	Vault	Bye 1	Bars	Beam
2013	Bye 2	Floor	Vault	Bye 1	Bars	Beam
2014	Vault	Bye 1	Bars	Beam	Bye 2	Floor
2015	Bye 2	Floor	Vault	Bye 1	Bars	Beam



Fans 'Call The Hogs' after Arkansas won its 1st NCAA Regional in 2009



Coach Cook and Amy Borsellino celebrate after a routine at the 2009 NCAA Fayetteville Regional

ARKANSAS®
GYMNASTICS

Arkansas at the NCAA Championship

Where Dreams Come True

The long wait was over and No. 18 Arkansas made the program's first appearance at the NCAA Championship in Corvallis, Ore., in 2006. Arkansas, wrapping up its fourth season of gymnastics, became one of the final 12 teams competing after a second-place finish at the South Central Regional in Barnhill April 8. Arkansas opened in the evening session facing Georgia, Iowa State, Oregon State, Florida and Arizona State. Arkansas entered the meet as the underdog as the program's first senior class had guided the Razorbacks from a start-up to a contender. Seniors Katie Hardman, Melissa Leigh, Audra Loveless, Hannah McLeod and Dana McQuillin competed in their final meet in the Cardinal and White in Corvallis. Arkansas scored a 194.375, finishing behind a blistering 197.300 from defending national champion Georgia, which won the second session to advance. Iowa State snuck in ahead of Florida with a 196.250 while the Gators posted a 196.225 as both teams advanced to the finals.



The 2006 Razorbacks went to the NCAA Championship just three years after the start of the program



2005 (INDIVIDUAL ONLY)

AUBURN, ALA. (AUBURN UNIVERSITY, HOST)

Name	VT	UB	BB	FX	AA
Dana McQuillin	9.575	9.675	9.000	9.775	38.025



2006 (SESSION II)

CORVALLIS, ORE. (OREGON STATE, HOST)

Name	VT	UB	BB	FX	AA
#1 Georgia	49.150	49.400	49.375	49.350	197.275
#4 Iowa State	49.050	49.075	48.825	49.300	196.250
#3 Florida	48.925	49.000	48.925	49.375	196.225
#9 Arizona State	48.850	49.050	48.725	48.950	195.575
#17 Oregon St.	48.675	48.775	48.600	49.100	195.150
#19 ARKANSAS	48.225	48.750	48.425	48.975	194.375



2007 (INDIVIDUAL ONLY)

SALT LAKE CITY, UTAH (UTAH, HOST)

Name	VT	UB	BB	FX	AA
Casey Jo Magee	9.85	9.825	9.25	9.80	38.725

Arkansas at the NCAA Championship



2009 (SESSION II)

LINCOLN, NEB. (NEBRASKA, HOST)

Name	VT	UB	BB	FX	AA
#3 Alabama	49.325	49.200	49.375	49.125	197.025
#10 ARKANSAS	49.450	49.100	49.250	49.150	196.950
#2 Utah	49.400	49.275	48.775	49.175	196.625
#7 UCLA	49.425	48.700	49.200	49.300	196.625
#6 Oregon St.	49.225	48.625	48.325	49.175	195.350
#11 Illinois	48.700	48.875	48.575	48.900	195.050



2010 (SESSION II)

GAINESVILLE, FLA. (FLORIDA, HOST)

Name	VT	UB	BB	FX	AA
#3 Alabama	49.325	49.350	49.225	48.950	196.850
#2 Florida	49.425	48.900	49.175	49.275	196.775
#6 Stanford	49.325	48.950	49.100	48.925	196.300
#11 Michigan	49.375	48.725	48.450	49.150	195.700
#7 ARKANSAS	49.250	49.125	48.000	49.225	195.600
#10 Missouri	49.200	49.025	47.450	48.925	194.600



2011 (SESSION I)

CLEVELAND, OHIO (KENT STATE, HOST)

Name	VT	UB	BB	FX	AA
#3 Oklahoma	49.225	49.375	49.175	49.000	196.775
#6 Michigan	49.325	49.375	48.750	49.250	196.700
#2 UCLA	49.450	49.350	48.375	49.325	196.500
#10 ARKANSAS	49.150	48.575	48.450	49.275	195.450
#7 Georgia	49.250	49.075	48.700	48.425	195.450
#11 Illinois	49.175	48.825	47.950	49.150	195.100



2012 (SESSION II)

DULUTH, GA. (GEORGIA TECH, HOST)

Name	VT	UB	BB	FX	AA
#4 Alabama	49.400	49.400	49.600	49.275	197.675
#1 Florida	49.575	49.450	49.350	49.275	197.650
#8 ARKANSAS	49.275	49.275	49.450	49.150	197.150
#12 Ohio St.	49.175	48.975	49.225	49.150	196.525
#5 Georgia	49.600	49.400	48.275	49.225	196.500
#9 Oregon St.	49.050	49.150	49.300	48.975	196.475



2013 (SESSION II)

LOS ANGELES, CALIF. (UCLA, HOST)

Name	VT	UB	BB	FX	AA
Alabama	49.350	49.275	49.275	49.450	197.350
Oklahoma	49.275	49.500	49.150	49.275	197.200
UCLA	49.500	49.175	49.075	49.450	197.200
Michigan	49.275	49.400	48.775	49.400	196.850
Utah	49.200	49.475	48.225	49.300	196.200
ARKANSAS	48.975	48.900	49.000	49.275	196.150



2014 (INDIVIDUALS ONLY)

BIRMINGHAM, ALA. (ALABAMA, HOST)

Name	VT	UB	BB	FX	AA
Katherine Grable	9.95	9.85	9.85	9.95	39.600
Amanda Wellick	9.85	9.175	9.80	9.85	38.675

NCAA Championship Individual Top Scores – Semifinal

VAULT

- 1) 9.975 Michelle Stout, 2009**
- 2) 9.950 Katherine Grable, 2014*
- 3) 9.900 Michelle Stout, 2008*
- Casey Jo Magee, 2009*
- Jaime Pisani, '09*/'10*
- Amy Borsellino, 2011*
- Katherine Grable, 2012*
- 9) 9.875 Katherine Grable, 2011*
- Jaime Pisani, 2012

UNEVEN BARS

- 1) 9.900 Casey Jo Magee, '08*/'10*
- Jaime Pisani, 2012*
- 4) 9.875 Michelle Stout, 2009*
- Katherine Grable, '12/'13
- Shelby Salmon, 2012
- 8) 9.850 Michelle Stout, 2008
- Jaime Pisani, 2009*
- Erin Freier, 2013
- Katherine Grable, 2014

BALANCE BEAM

- 1) 9.950 Jaime Pisani, 2012**
- Katherine Grable, 2012**
- 3) 9.900 Alex LaChance, 2009*
- Sarah Nagashima, 2009*
- Casey Jo Magee, 2010*
- 6) 9.850 Amy DeFilippo, 2009
- Amy Borsellino, 2012
- Shelby Salmon, 2012
- Scarlett Williams, 2012
- Katherine Grable, 2014

FLOOR EXERCISE

- 1) 9.950 Jaime Pisani, 2011*
- Katherine Grable, '13*/'14*
- 4) 9.925 Jaime Pisani, 2010*
- 5) 9.900 Casey Jo Magee, '07/'10*
- Katherine Grable, 2011*
- Jaime Pisani, 2012*
- 9) 9.850 Rachel Barnett, 2006
- Emily Peacock, 2006
- Casey Jo Magee, 2009*

FLOOR EXERCISE (CONTINUED)

- Jaime Pisani, 2009*
- Michelle Stout, 2009*
- Kelci Lewis, 2011*
- Stephani Canizaro, 2012*
- Bailee Zumwalde, 2012*
- Sydney Dillard, 2013
- Amanda Wellick, 2014

ALL-AROUND

- 1) 39.625 Jaime Pisani, 2012**
- 2) 39.600 Katherine Grable, 2014*
- 3) 39.550 Casey Jo Magee, 2010*
- 4) 39.525 Michelle Stout, 2009*
- 5) 39.475 Katherine Grable, 2013*
- 6) 39.425 Katherine Grable, 2012*
- 7) 39.400 Jaime Pisani, 2010*
- 8) 39.375 Jaime Pisani, 2009
- 9) 39.350 Casey Jo Magee, 2008
- Jaime Pisani, 2011*

*All-American

**School Record for Event

NCAA Championship Individual Top Scores – Semifinal

TEAM SCORES

VAULT

1) 49.450	2009, Session II*
2) 49.275	2012, Session II*
	2013, Session II
4) 49.250	2012, Session II
5) 49.150	2008, Session I
	2011, Session I
7) 48.225	2006, Session II

UNEVEN BARS

1) 49.275	2012, Session II*
2) 49.125	2010, Session II
	2008, Session I
4) 49.100	2009, Session II*
5) 48.900	2013, Session II
6) 48.750	2006, Session II
7) 48.575	2011, Session I

BALANCE BEAM

1) 49.450	2012, Session II*
2) 49.250	2009, Session II*
3) 49.000	2013, Session II
4) 48.575	2008, Session II
5) 48.450	2011, Session I
6) 48.425	2006, Session II
7) 48.000	2010, Session II

FLOOR EXERCISE

1) 49.275	2011, Session I
	2013, Session II
3) 49.225	2010, Session II
4) 49.150	2009, Session II*
	2012, Session II*
6) 48.975	2006, Session II
	2008, Session I

TEAM TOTAL

1) 197.150	2012, Session II*
2) 196.950	2009, Session II*
3) 196.150	2013, Session II
4) 195.825	2008, Session II
5) 195.600	2010, Session I
6) 195.450	2011, Session I
7) 195.375	2006, Session II

* Advanced to Super Six

Arkansas at the NCAA Super Six



2009 (SUPER SIX)
LINCOLN, NEB. (NEBRASKA, HOST)

Name	VT	UB	BB	FX	AA
#1 Georgia	49.625	49.425	49.200	49.575	197.825
#3 Alabama	49.425	49.325	49.325	49.500	197.575
#2 Utah	49.525	49.275	49.175	49.450	197.425
#4 Florida	49.000	49.150	49.200	49.375	196.725
#10 ARKANSAS	49.325	48.975	48.925	49.250	196.475
#6 LSU	49.275	49.100	48.700	49.300	196.375



2012 (SUPER SIX)
DULUTH, GA. (GEORGIA TECH, HOST)

Name	VT	UB	BB	FX	AA
#4 Alabama	49.625	49.275	49.500	49.450	197.850
#1 Florida	49.475	49.425	49.475	49.400	197.775
#2 UCLA	49.525	49.475	49.400	49.350	197.750
#10 Stanford	49.550	49.350	49.325	49.275	197.500
#7 Utah	49.400	49.300	49.350	49.325	197.375
#8 ARKANSAS	49.450	49.175	49.225	48.450	196.300

NCAA Championship Individual Top Scores – Super Six

VAULT

1) 9.925	Scarlett Williams, 2012
2) 9.900	Jaime Pisani, '09/'12
	Michelle Stout, 2009
	Kelci Lewis, 2012
	Katherine Grable, 2012
7) 9.875	Casey Jo Magee, 2009
8) 9.850	Mariah Howdeshell, 2009
9) 9.825	Amy Borsellino, 2012
10) 9.800	Alex LaChance, 2009
	Bailee Zumwalde, 2012

UNEVEN BARS

1) 9.875	Michelle Stout, 2009
	Jaime Pisani, 2012
3) 9.850	Katherine Grable, 2012
	Mariah Howdeshell, 2009
5) 9.800	Sarah Nagashima, 2009
	Amy Borsellino, 2012

UNEVEN BARS (CONTINUED)

	Stephani Canizaro, 2012
8) 9.775	Casey Jo Magee, 2009
	Jaime Pisani, 2009
	Shelby Salmon, 2009

BALANCE BEAM

1) 9.900	Casey Jo Magee, 2009
	Katherine Grable, 2012
3) 9.875	Jaime Pisani, 2012
4) 9.850	Sarah Nagashima, 2009
	Shelby Salmon, 2012
6) 9.825	Amy Borsellino, 2012
7) 9.775	Amy DeFlippo, 2009
	Scarlett Williams, 2012
9) 9.750	Jaime Pisani, 2009
	Samantha Kolbas, 2012

FLOOR EXERCISE

1) 9.900	Casey Jo Magee, 2009
----------	----------------------

FLOOR EXERCISE (CONTINUED)

2) 9.875	Jaime Pisani, 2009
	Katherine Grable, 2012
4) 9.850	Alex LaChance, 2009
	Amy Borsellino, 2012
6) 9.825	Molly Lewis, 2009
	Bailee Zumwalde, 2012
8) 9.800	Michelle Stout, 2009
	Sarah Nagashima, 2009
10) 9.650	Kelci Lewis, 2012

ALL-AROUND

1) 39.525	Katherine Grable, 2012
2) 39.450	Casey Jo Magee, 2009
3) 39.300	Jaime Pisani, 2009
	Amy Borsellino, 2012
5) 39.225	Sarah Nagashima, 2009
6) 38.900	Jaime Pisani, 2012
7) 38.475	Michelle Stout, 2009

NCAA Championship Top Scores – Super Six

TEAM SCORES

VAULT

1) 49.450	2012
2) 49.325	2009

BALANCE BEAM

1) 49.225	2012
2) 48.925	2009

TOTAL

1) 196.475	2009
2) 196.300	2012

UNEVEN BARS

1) 49.175	2012
2) 48.975	2009

FLOOR EXERCISE

1) 49.250	2009
2) 48.450	2012

THE RAZORBACKS HIGHEST FINISH IN 2009 – 5TH PLACE



Arkansas competes in the 2012 NCAA Super Six

ARKANSAS®
GYMNASTICS

NCAA Championship Event Finalist

To be named as an event finalist, athletes must be at the NCAA Championship competition. Places 1–4 (plus ties) in each event in each session of Thursday's preliminary team competition are considered first-team All-Americans and are qualified to compete for an individual NCAA Championship.



2008
MICHELLE STOUT
V – 9.800 (4TH)



2009
MICHELLE STOUT
V – 9.8375 (5TH)



2009
SARAH NAGASHIMA
BB – 9.900 (T-3RD)



2009
ALEX LACHANCE
BB – 9.825 (5TH)



2010
JAIME PISANI
V – 9.7188 (T-12TH)
FX – 9.850 (T-10TH)



2010
CASEY JO MAGEE
UB – 9.900 (T-5TH)
BB – 9.875 (4TH)
FX – 9.8125 (12TH)



2011
AMY BORSELLINO
V – 9.6938 (15TH)



2011
KATHERINE GRABLE
FX – 9.850 (T-9TH)



2011
JAIME PISANI
FX – 9.900 (T-5TH)



2012
KATHERINE GRABLE
BB – 9.8625 (12TH)



2012
JAIME PISANI
BB – 9.6875 (12TH)



2013
KATHERINE GRABLE
FX – 9.8875 (6TH)



2014
KATHERINE GRABLE
V – 9.975 (T-1ST)
FX – 9.9652 (1ST)

NCAA Championship Scores – Event Finalist

VAULT

- 1) 9.750 Katherine Grable, 2014**
- 2) 9.8375 Michelle Stout, 2009
- 3) 9.800 Michelle Stout, 2008
- 4) 9.7188 Jaime Pisani, 2010
- 5) 9.6938 Amy Borsellino, 2011

UNEVEN BARS

- 1) 9.900 Casey Jo Magee, 2010
- 2) 9.8625 Michelle Stout, 9.8625, 2009

BALANCE BEAM

- 1) 9.900 Sarah Nagashima, 2009
- 2) 9.875 Casey Jo Magee, 2010
- 3) 9.8625 Katherine Grable, 2012
- 4) 9.825 Alex LaChance, 2009
- 5) 9.6875 Jaime Pisani, 2012

FLOOR EXERCISE

- 1) 9.9625 Katherine Grable, 2014**
- 2) 9.900 Jaime Pisani, 2011

FLOOR EXERCISE (CONTINUED)

- 3) 9.8875 Katherine Grable, 2013
- 4) 9.8625 Jaime Pisani, 2012
- 5) 9.8125 Casey Jo Magee, 2010
- 6) 9.850 Jaime Pisani, 2010
- Katherine Grable, 2011

*National Champion

^School Record for Event

Two-Time National Champion – Katherine Grable



All-American senior Katherine Grable laid claim to the first and second national titles in Arkansas gymnastic program history on the vault and floor during the NCAA women's gymnastics championship in Birmingham, Ala., on Sunday.

"I am honored to be the first national champion in program history," Grable said. "It has been a dream of mine for my floor and vault routines to be recognized during my time as a Razorback. To win both events in the final meet of my career is surreal."

The Oshkosh, Wis., native won the vault national title after posting a career-best 9.975 in the second-position, which would stand for the whole first flight. LSU's Rheagan Courville would stick her vault in the second flight as well to share the Co-National Championship. The 9.975 is the highest winning vault score in NCAA history. Grable's vault title, marked the second individual national championship on the vault in co-head coach Mark Cook's Career. Grable claimed three scores of a perfect 10.0 from half of the judges on the event.

"We have gotten close with a few gymnast in the past, but this is a history breaking moment for our program," Cook said. "It is such an honor to bring back these national championships for our program but also for the Arkansas Razorbacks and for the whole state of Arkansas."

On the floor, Grable was the last to go for the event. She needed to beat a three-way tie of 9.95's to claim the outright title. Grable completed her routine to the tune of a 9.962 and claimed her second national title of the day. She did so by scoring two perfect 10.0's from the judges to count one of them and earn the edge she needed to claim the outright title.

"It is such an honor to see your hard work and dedication pay off," assistant coach Samantha Cortez said. "To be a part of the first team to advance to the national championship meet and now be a part of the team's first national championship is incredible."

Grable completed the storybook ending for her career as a Razorback by claiming the first two national championships in program history and collecting a share of the program record on four of the five events.

2014 VAULT CHAMPIONSHIP SCORE

	Score	Judge 1	Judge 2	Judge 3	Judge 4	Judge 5	Judge 6
1.	9.975	10.00	10.00	9.95	9.95	9.95	10.00

2014 FLOOR CHAMPIONSHIP SCORE

	Score	Judge 1	Judge 2	Judge 3	Judge 4	Judge 5	Judge 6
1.	9.625	9.95	10.00	10.00	9.95	9.95	9.95

KATHERINE GRABLE'S SCHOOL RECORDS

Event	Score	Opponent	Date
All-Around	39.725	No. 25 LSU	January 20, 2012
		Kentucky	February 21, 2014
Vault	9.975	NCAA Event Finals	April 20, 2014
Beam	9.95	NCAA Championships – Semifinal	April 20, 2012
Floor	9.975	No. 2 Oklahoma	March 14, 2014



Arkansas Super Six Teams

2009: Fifth Place – 196.475



Arkansas had the task of following third-ranked Alabama on the bars after the Crimson Tide posted a 49.325 on the event. Scores were a bit tighter for the Razorbacks staying in the 9.7s for the first four routines.

Nagashima finally broke through with a 9.80 and Stout finished with a team-leading 9.875 for a 48.975. Meanwhile, top-ranked Georgia and No. 2 Utah separated themselves with the Gym Dogs scoring a 49.575 on floor with no score lower than 9.90. The Utes tallied a 49.525 on the vault and after three events and four rotations, Georgia led the field with a 148.200, followed by Utah at 148.150 and Alabama in third with 148.075 in a very close race for the top spots.

The Razorbacks closed their evening on the balance beam and scores were again tough to come by for Arkansas. Pisani opened with a 9.75, followed by a 9.65 from LaChance and a 9.775 from junior Amy DeFilippo despite some solid performances.

Arkansas' next performer fell putting a bit of pressure on the final two to stay on the equipment – and they did just that.

Nagashima stepped up with a 9.85 and Magee put a cap on the meet with a 9.90 as the Razorbacks' first Super Six appearance wound down.

To the rest of the world, the 10th-ranked University of Arkansas gymnastics team might have been the Cinderella story but the Razorbacks acted liked they belonged at the 2009 NCAA Super Six Championship in Lincoln, Neb., Friday.

The Razorbacks made the program's first Super Six appearance and might well be the youngest team to reach the second night of competition. The highlights continued as Arkansas scored a 196.475 finishing fifth overall in the final team event of the 2009 season. Arkansas edged SEC-foe No. 4 LSU beating the Tigers for the first time in program history.

Arkansas drew nearly the same rotation for the Super Six as the Razorbacks had in their session previous night. They opened the meet in the locker room with a bye in the preliminaries followed by the floor. Friday, the Razorbacks opened the meet on the floor exercise and would end the meet with the final bye.

It was difficult to hear the floor music over the roar of the SEC-friendly crowd as they erupted for each competitor on every event. Despite the distractions, All-American Sarah Nagashima knocked it out of the park opening with a 9.8 on the floor. Freshman Molly Lewis followed with a 9.825, tying her career-high mark.

Senior All-American Alex LaChance took center stage and posted a 9.85 as the Razorback scores continued to climb. All-American Michelle Stout was fourth in the order for Arkansas and was solid in her tumbling passes earning a 9.80.

All-American Casey Jo Magee took it to another level leading the team with a 9.90 – the top Razorback score of the night. All-American Jaime Pisani finished strong with a 9.875 leading the Razorbacks to a 49.25 on the floor – the highest floor score for Arkansas at the NCAA Championships.

The leadoff on back-to-back events, Nagashima was up first on the vault and stuck her landing earning a 9.775.

The sticky feet continued for Arkansas with freshman Mariah Howdeshell tying her career-best with a 9.85. LaChance added a 9.80 and Magee tallied a 9.875 but Arkansas saved the best for last. Pisani and Stout both finished with 9.90s giving Arkansas a 49.325 for the event.

The Razorbacks sat through their second and final bye in the third rotation and when the dust settled and all six teams had two events done, Arkansas was tied with LSU in fourth place. Just as in the preliminaries, Arkansas would finish on bars and beam as the night continued.

2012: Sixth Place – 196.300

Arkansas' gymnastics team finished sixth at the NCAA Championship finals on Sunday for its fourth top 10 finish in the last five years.

The Razorbacks advanced to the Super Six for the second time by finishing third in Friday's NCAA Championship Session II semifinal. In the last five years, Arkansas has finished 10th in the nation in 2008, fifth in 2009, tied for ninth in 2011 and sixth in 2012. The Razorbacks reached the Super Six for the second time in four years after advancing for the first time in 2009.

"We had a lot of questions marks toward the end of the season and even leading up to the regional with injuries," co-head coach René Cook said. "Just to get to the Super Six is fantastic."

Alabama won the national championship Sunday at the Gwinnett Center in Duluth, Ga.

The final team standings were No. 4 Alabama 197.85, No. 1 Florida 197.775, No. 2 UCLA 197.75, No. 10 Stanford 197.50, No. 7 Utah 197.375, No. 8 Arkansas 196.30.

"I'm really proud of the team," senior All-American Jaime Pisani said. "We gave it our all."

Pisani and sophomore Katherine Grable still have another day to complete. Both are in the individual event finals on Sunday at noon (central). Pisani is competing on floor and on beam, and Grable on beam.

Arkansas' 196.30 is the school's fourth-best in the championship and the Razorbacks tied the overall school record with a 49.45 on vault, led by sophomore Scarlett Williams' career-high 9.925.

"It means a lot to get to the Super Six," Williams said. "We came out and fought hard."

The Razorbacks started on bars. A day after posting a 49.275 in the NCAA Session II semifinal, Arkansas opened the Super Six with a 49.175.

Junior Amy Borsellino opened with a 9.80, followed by freshman Stephani Canizaro with a 9.80 and sophomore Shelby Salmon a 9.775. Sophomore Katherine Grable scored a 9.85, and Pisani followed with a 9.875 before senior Mariah Howdeshell ended the rotation with a 9.85.

The 49.175 is the second-best score for the Razorbacks in the NCAA Championship, trailing only the 49.275 from Friday.

After the first rotation, Florida led with a 49.475 vault, followed by UCLA (floor) and Utah (beam) with 49.35, and Arkansas 49.175.

Arkansas moved to beam for the second rotation, where the Razorbacks set a school record in Friday's semifinal with a 49.45. In the Super Six, Arkansas scored a 49.225, which is the third-best for the championship.

Grable closed the rotation with a team-high mark of 9.90. Pisani had a 9.875, Salmon a 9.85, Borsellino a 9.825 and Williams a 9.775. Grable's 9.90 ties for the fourth-best for a Razorback in the championship.

Arkansas went into its first bye with a 98.40.

Through three rotations and with every team completing two events, Alabama led with a 99.075, followed by Florida 98.90, UCLA 98.875, Stanford 98.675, Utah 98.675 and Arkansas 98.40. For the fourth rotation, Arkansas was on floor and was forced to count a couple of mistakes, finishing with a 48.45.

Freshman Bailee Zumwalde led off with a 9.825 and Grable had a team-best 9.875. Borsellino scored a 9.85, junior Kelci Lewis a 9.65 and Pisani a 9.25.

"We are really excited about getting here," Pisani said. "It wasn't our greatest performance on floor. I'm so happy for the opportunity to make the Super Six as a freshman and again as a senior."

Through four rotations, Florida led with 148.375, followed by UCLA at 148.35, Utah 148.075, Arkansas 146.85, Alabama 99.075 and Stanford 98.675.

Arkansas closed the meet on vault and finished with its best mark of the day, a 49.45, which ties the overall school record.

Pisani and Grable closed the meet with 9.90s after Lewis started the rotation with a 9.90, but Williams led with a career-high 9.925. Borsellino scored a 9.825.



Year-By-Year Results



2003

5-14-1; 1-5 SEC; T6TH AT SEC

Opponent	W/L	UA Score	Opp. Score	Rank
JANUARY				
10 16 Denver	L	193.000	196.425	--
17 5 Florida*	L	193.975	196.250	23
24 4 Alabama*	L	194.575	197.200	26
FEBRUARY				
2 at 5 UCLA	L	193.475	198.175	22
7 Kentucky Quad*			1st/4	28
Ill.-Chicago	W	194.475	193.425	
Texas Woman's	W	194.475	193.275	
Kentucky*	W	194.475	192.825	
14 Auburn* Quad			2nd/4	30
15 Auburn	L	194.975	196.300	
21 Missouri	W	194.975	194.900	
Centenary	W	194.975	192.375	
21 4 Georgia*	L	194.225	197.225	27
28 at 15 LSU	L	193.475	196.700	31
MARCH				
7 at W. Virginia	L	195.150	196.800	35
14 Missouri	L	195.375	195.875	T-33
29 SEC Championship, Birmingham, Ala.				T-6th/7
5 Alabama	L	194.875	197.575	38
4 Georgia	L	194.875	197.525	
9 Florida	L	194.875	195.950	
15 LSU	L	194.875	195.650	
17 Auburn	L	194.875	195.650	
Kentucky	T	194.875	194.875	

* Conference Meet



Stephani Canizaro



2004

11-14; 2-4 SEC; 6TH AT SEC; 4TH NCAA REGIONAL

Opponent	W/L	UA Score	Opp. Score	Rank
JANUARY				
9 Arkansas Quad			1st/4	--
22 Minnesota	W	195.575	194.675	
West Virginia	W	195.575	192.775	
Ill.-Chicago	W	195.575	189.550	
16 23 Kentucky*	W	196.225	195.200	8
23 29 Auburn*	W	196.425	196.225	13
30 at 2 Georgia*	L	195.250	197.300	11
FEBRUARY				
6 14 LSU*	L	196.450	196.775	13
13 10 Missouri	L	195.925	196.600	15
20 at 5 Florida*	L	195.925	197.375	17
27 3 Alabama*	L	196.450	197.325	17
MARCH				
5 Gym'Back Invitational			1st/4	20
Centenary	W	196.625	193.625	
SEMO	W	196.625	194.625	
Texas Woman's	W	196.625	192.475	
12 at 11 Arizona	L	194.850	196.525	21
20 SEC Championship, Duluth, Ga.			6th/7	24
4 Georgia	L	194.825	198.175	
3 Alabama	L	194.825	197.950	
5 LSU	L	194.825	197.275	
8 Florida	L	194.825	197.225	
20 Auburn	L	194.825	195.925	
Kentucky	W	194.825	193.850	

APRIL

3 NCAA SC Regional, Tucson, Ariz.			4th/6	25
5 Utah	L	195.550	197.625	
8 Florida	L	195.550	197.050	
18 Arizona	L	195.550	196.375	
Illinois	W	195.550	195.400	
Ill.-Chicago	W	195.550	193.875	

*Conference Meet



Samantha Nelson



2005

9-16; 2-4 SEC; 5TH AT SEC; 4TH NCAA REGIONAL

Opponent	W/L	UA Score	Opp. Score	Rank
JANUARY				
8 at Minnesota	W	194.250	193.800	T-24
14 at 10 Kentucky	W	194.925	193.575	
21 at 12 Auburn	W	194.275	193.225	T-15
28 6 Georgia	L	195.150	195.300	12
FEBRUARY				
4 at 4 LSU	L	195.725	196.925	13
11 Washington Tri-Meet			2nd/3	12
21 Oregon St.	L	195.550	195.975	
19 Washington	W	195.550	195.275	
18 4 Florida	L	195.475	196.450	11
25 Alabama	L	193.750	194.800	11
MARCH				
5 at 11 Denver	L	193.725	194.425	13
13 Missouri	L	195.575	196.050	15
19 Arkansas Quad			3rd/4	14
3 Nebraska	L	195.625	196.625	
5 UCLA	L	195.625	196.850	
12 Oregon St.	W	195.625	195.550	
26 SEC Championship, Duluth, Ga.			5th/7	15
8 Georgia	L	195.325	197.250	
2 LSU	L	195.325	196.975	
5 Alabama	L	195.325	196.700	
6 Florida	L	195.325	196.150	
21 Auburn	W	195.325	195.125	
T-19 Kentucky	W	195.325	193.800	

APRIL

9 NCAA East Regional, Durham, N.H.			4th/6	15
3 LSU	L	193.950	197.125	
10 Oklahoma	L	193.950	195.550	
New Hampshire	L	193.950	194.700	
Pittsburgh	W	193.950	193.100	
Rutgers	W	193.950	191.350	

21 Ind. only at NCAA Championship

* Conference Meet



Erin Freier

Year-By-Year Results



2006

12-21; 2-4 SEC; 6TH AT SEC; 2ND NCAA REGIONAL; 6TH NCAA CHAMP SESSION II

Opponent	W/L	UA Score	Opp. Score	Rank
JANUARY				
3 Hawai'i Invitational		3rd/6		20
3 UCLA	L	190.625	193.775	
13 Oregon St.	L	190.625	191.925	
18 Washington	W	190.625	190.425	
California	W	190.625	189.350	
Sacramento St.	W	190.625	188.075	
13 at 14 Missouri	L	192.225	195.100	17
20 at 3 Georgia*	L	193.600	196.125	24
27 11 LSU*	L	193.100	194.725	22
FEBRUARY				
3 15 Penn State	L	194.575	194.650	21
10 Florida Quad		3rd/4		21
5 Florida*	L	194.025	196.950	
W. Virginia	L	194.025	194.200	
22 N. Carolina	W	194.025	193.125	
17 at 3 Alabama*	L	194.175	195.825	21
24 18 Kentucky*	W	196.350	196.250	19
MARCH				
3 13 Auburn*	W	195.375	194.950	20
12 Washington	W	196.350	193.025	20
19 at 11 Nebraska	L	195.900	196.475	20
25 SEC Championship, Birmingham, Ala.		6th/7		19
1 Georgia	L	194.650	197.275	
5 Alabama	L	194.650	196.975	
3 Florida	L	194.650	196.275	
8 LSU	L	194.650	195.900	
14 Auburn	L	194.650	194.975	
18 Kentucky	W	194.650	191.150	
APRIL				
8 NCAA SC Regional, Fayetteville, Ark.		2nd/6		18
3 Florida	L	196.375	195.400	
9 UCLA	W	195.400	195.175	
Illinois	W	195.400	193.125	
Ill. Chicago	W	195.400	191.125	
SEMO	W	195.400	189.050	
20 NCAA - Session II, Corvallis, Ore.		6th/6		18
Georgia	L	194.375	197.275	
Iowa State	L	194.375	196.250	
Florida	L	194.375	196.225	
Arizona State	L	194.375	195.575	
Oregon State	L	194.375	195.150	
* Conference Meet				



2007

17-16; 2-4 SEC; 5TH AT SEC; 3RD NCAA REGIONAL

Opponent	W/L	UA Score	Opp. Score	Rank
JANUARY				
5 Super Six Challenge		6th/6		15
3 Florida	L	192.800	196.550	
7 Nebraska	L	192.800	195.200	
14 Penn State	L	192.800	194.575	
9 LSU	L	192.800	194.125	
17 Denver	L	192.800	192.975	
13 at 14 Penn St.	W	193.600	194.850	15
19 2 Georgia*	L	196.075	196.100	20
26 at 15 LSU*	L	195.575	196.500	14
FEBRUARY				
2 Utah Quad		2nd/4		13
3 Utah	L	193.625	196.150	
22 BYU	W	193.625	192.600	
So. Utah	W	193.625	190.650	
9 1 Florida*	L	195.775	197.275	16
16 5 Alabama*	L	194.175	197.000	15
23 at Kentucky*	W	195.850	193.650	14
MARCH				
2 at 14 Auburn*	W	196.325	195.400	12
9 Arkansas Quad 1		1st/4		11
23 W. Virginia	W	196.250	194.300	
Pittsburgh	W	196.250	193.350	
New Hampshire	W	196.250	192.650	
16 at 23 Ariz. St.	W	196.175	195.125	12
23 Arkansas Quad 2		1st/4		
18 Missouri	W	196.450	195.725	12
SEMO	W	196.450	192.975	12
Texas Woman's	W	196.450	192.000	12
31 SEC Championship, N. Little Rock, Ark.		5th/6		11
1 Florida	L	194.550	197.325	
2 Georgia	L	194.550	197.175	
3 Alabama	L	194.550	197.000	
4 LSU	L	194.550	196.250	
15 Auburn	W	194.550	194.475	
25 Kentucky	W	194.550	194.000	
APRIL				
14 NCAA NE Regional, Ann Arbor, Mich.		3rd/6		13
1 Florida	L	195.875	197.325	
12 Michigan	L	195.875	196.050	
New Hampshire	W	195.875	192.925	
Pittsburgh	W	195.875	192.550	
Rutgers	W	195.875	190.875	
28 Ind. only NCAA Championship				
* Conference Meet				



2008

14-16; 2-4 SEC; 6TH AT SEC; 2ND NCAA REGIONAL; 5TH NCAA CHAMP SESSION I

Opponent	W/L	UA Score	Opp. Score	Rank
JANUARY				
11 Michigan Tri-Meet		2nd/3		14
9 Michigan	L	195.250	196.075	
22 W. Virginia	W	195.250	190.300	
18 7 LSU*	L	195.300	195.900	8
25 12 Penn State	W	195.250	194.625	10
FEBRUARY				
1 at 3 Florida*	L	195.750	196.700	9
8 at 4 Alabama*	L	195.950	196.775	10
15 Kentucky*	W	195.675	195.175	10
22 14 Auburn*	W	195.950	196.425	10
MARCH				
1 at 1 Georgia*	L	195.950	197.900	11
9 UCLA Quad		1st/4		12
6 Alabama	W	196.425	195.925	
9 UCLA	W	196.425	195.800	
CS Fullerton	W	196.425	192.625	
15 9 Oklahoma	L	196.625	196.750	11
21 15 Mich. St.	W	196.075	194.725	11
29 SEC Championship, Duluth, Ga.		6th/7		11
1 Georgia	L	194.650	197.350	
3 Florida	L	194.650	197.325	
6 Alabama	L	194.650	197.325	
5 LSU	L	194.650	196.500	
13 Auburn	L	194.650	196.100	
20 Kentucky	W	194.650	194.025	
APRIL				
12 NCAA NC Regional, Minneapolis, Minn.		2nd/6		11
2 Utah	L	196.125	196.950	
Minnesota	W	196.125	195.275	
14 Arizona	W	196.125	194.275	
So. Utah	W	196.125	193.575	
23 Iowa	W	196.125	192.450	
24 NCAA - Session I, Athens, Ga.		5th/6		11
3 Florida	L	195.825	196.900	
4 Alabama	L	195.825	196.650	
7 LSU	L	195.825	196.575	
10 Oklahoma	L	195.825	196.075	
8 Oregon St.	W	195.825	195.475	
* Conference Meet				



Year-By-Year Results



2009

**21-14; 3-3 SEC; 6TH AT SEC;
NCAA SC REG. CHAMPION; 2ND NCAA
CHAMPION, SESSION II
NCAA SUPER SIX 5TH**

Opponent	W/L	UA Score	Opp. Score	Rank
JANUARY				
9 21 Ohio St.	W	195.775	194.625	12
16 Oregon State Tri-Meet			2nd/3	5
9 Oregon St.	L	195.925	195.950	
California	W	195.925	185.250	
23 1 Florida*	W	196.375	195.425	8
26 at 7 Oklahoma	W	196.900	195.625	8
30 9 Alabama*	W	196.625	196.525	8
FEBRUARY				
6 at Kentucky*	W	195.075	194.500	3
13 at 6 Auburn*	L	195.400	196.175	7
20 3 Georgia*	L	196.725	196.925	7
27 at 6 LSU*	L	195.800	196.150	9
MARCH				
6 18 Minnesota	W	196.350	195.250	10
13 Texas Woman's Quad			1st/4	11
Bowling Green	W	196.550	193.375	
Texas Woman's	W	196.550	193.000	
Penn	W	196.550	190.600	
21 SEC Championship, Nashville			6th/7	9
5 Alabama	L	195.650	197.300	
1 Georgia	L	195.650	196.925	
6 Florida	L	195.650	196.750	
4 LSU	L	195.650	196.550	
11 Auburn	L	195.650	196.350	
22 Kentucky	W	195.650	195.00	
APRIL				
4 NCAA SC Regional, Fayetteville, Ark.			1st/6	10
4 Stanford	W	196.300	196.200	
16 Michigan	W	196.300	195.700	
25 Arizona	W	196.300	194.350	
Arizona St.	W	196.300	193.900	
So. Utah	W	196.300	192.650	
16 NCAA - Session II, Lincoln, Neb.			2nd/6	10
3 Alabama	L	196.950	197.025	
2 Utah	W	196.950	196.625	
7 UCLA	W	196.950	196.625	
6 Oregon St.	W	196.950	195.350	
11 Illinois	W	196.950	195.050	
17 NCAA Super Six, Lincoln, Neb.			5th/6	10
1 Georgia	L	196.475	197.825	
3 Alabama	L	196.475	197.575	
2 Utah	L	196.475	197.425	
4 Florida	L	196.475	196.725	
6 LSU	W	196.475	196.375	

* Conference Meet



2010

**13-14-1; 2-3-1 SEC; 6TH AT SEC; 2ND
NCAA WEST REGIONAL; 5TH NCAA CHAMP
SESSION II**

Opponent	W/L	UA Score	Opp. Score	Rank
JANUARY				
9 20 Arizona	W	195.400	192.650	8
15 at 8 Florida*	L	195.925	196.575	7
22 at 3 Alabama*	L	195.500	197.450	7
29 12 Kentucky*	W	196.750	195.325	10
FEBRUARY				
5 16 Auburn*	W	197.025	196.425	7
12 at 9 Georgia*	L	195.875	196.725	3
19 11 LSU*	T	196.200	196.200	6
26 Washington Tri-Meet			1st/3	8
Washington	W	196.075	194.100	
Seattle Pacific	W	196.075	188.275	
MARCH				
6 at 22 Minnesota	W	196.925	194.850	8
12 Pittsburgh	W	196.875	192.525	7
19 2 Oklahoma	L	196.100	197.475	6
26 SEC Championship, Jacksonville, Fla.			6th/7	8
4 Florida	L	195.275	197.050	
1 Alabama	L	195.275	196.875	
5 Georgia	L	195.275	196.825	
10 LSU	L	195.275	195.750	
15 Auburn	L	195.275	195.575	
18 Kentucky	W	195.275	194.800	
APRIL				
10 NCAA West Regional Los Angeles			2nd/6	9
3 UCLA	L	196.675	197.825	
21 Arizona	W	196.675	195.100	
17 Iowa St.	W	196.675	194.325	
Arizona St.	W	196.675	193.900	
BYU	W	196.675	193.400	
22 NCAA - Session II, Gainesville, Fla.			5th/6	7
3 Alabama	L	195.600	196.850	
2 Florida	L	195.600	196.775	
6 Stanford	L	195.600	196.300	
1 Michigan	L	195.600	195.700	
10 Missouri	W	195.600	194.600	

*Conference Meet



2011

**16-10-1; 5-1 SEC T-1ST; 4TH AT SEC;
NCAA NC REG. CHAMPION; T-4TH NCAA
CHAMP SESSION II**

Opponent	W/L	UA Score	Opp. Score	Rank
JANUARY				
7 at 4 Oklahoma	L	195.075	195.475	11
14 9 Alabama*	L	194.750	194.900	10
21 at Kentucky*	W	194.975	193.525	13
28 at 22 Auburn*	W	195.325	195.150	12
FEBRUARY				
4 4 Georgia*	W	195.775	195.400	11
11 at 19 LSU*	W	195.325	194.875	11
18 BYU	L	195.025	195.100	12
25 1 Florida*	W	196.700	196.100	15
27 at Ill.-Chicago	W	196.500	193.775	15
MARCH				
4 West Virginia	W	196.525	194.925	12
12 at 18 Denver	L	195.700	195.725	12
19 SEC Championship, Birmingham, Ala.			4th/7	12
2 Alabama	L	195.800	197.225	
1 Florida	L	195.800	196.975	
8 Georgia	L	195.800	196.625	
19 LSU	W	195.800	195.475	
22 Auburn	W	195.800	195.325	
Kentucky	W	195.800	193.950	
APRIL				
2 NCAA NC Regional, Denver, Colo.			1st/6	12
1 Florida	W	196.550	196.425	
13 Boise St.	W	196.550	196.400	
19 Denver	W	196.550	195.625	
20 Arizona	W	196.550	195.400	
BYU	W	196.550	194.65	
15 NCAA Session I, Cleveland, Ohio			T-4th/6	10
3 Oklahoma	L	195.450	196.775	
6 Michigan	L	195.450	196.700	
2 UCLA	L	195.450	196.500	
7 Georgia	T	195.450	195.450	
11 Illinois	W	195.450	195.100	

* Conference Meet



Year-By-Year Results



2012

18-20; 3-3 SEC; 6TH AT SEC; 2ND NCAA FAYETTEVILLE REGIONAL; 3RD NCAA CHAMP SESSION II; NCAA SUPER SIX 6TH

D	Opponent	W/L	UA Score	Opp. Score	Rank
JANUARY					
6	Cancun Classic			1st/5	11
	19 Arizona	W	196.450	195.100	
	17 Auburn	W	196.450	194.775	
	25 Iowa	W	196.450	193.875	
	12 LSU	W	196.450	192.500	
13	13 Kentucky*	W	196.650	191.975	11
20	25 LSU*	W	197.225	196.325	3
27	Florida Quad			2nd/4	1
	8 Florida*	L	196.700	197.775	
	24 Maryland	W	196.700	193.075	
	Bridgeport	W	196.700	192.975	
FEBRUARY					
3	13 Auburn*	W	196.800	195.800	2
5	5 Oklahoma	L	196.175	197.425	2
10	at 6 Georgia*	L	195.875	196.825	3
17	at 6 Alabama*	L	196.125	197.650	5
24	9 Nebraska	L	196.300	197.000	7
MARCH					
2	18 Minnesota	W	196.325	195.475	8
10	at W. Virginia	L	195.125	195.675	8
16	at 16 Missouri	L	195.400	196.100	9
24	SEC Championship, Duluth, Ga.			6th/7	10
	1 Florida	L	194.175	197.150	
	3 Alabama	L	194.175	196.775	
	5 Georgia	L	194.175	196.575	
	8 LSU	L	194.175	196.425	
	24 Kentucky	L	194.175	194.350	
	15 Auburn	W	194.175	194.100	
APRIL					
7	NCAA Fayetteville Regional			2nd/6	10
	3 UCLA	L	196.825	197.225	
	15 Boise St.	W	196.825	196.050	
	19 Missouri	W	196.825	195.450	
	Maryland	W	196.825	194.400	
	New Hampshire	W	196.825	193.900	
20	NCAA Session II, Duluth, Ga.			3rd/6	8
	4 Alabama	L		197.675	
	1 Florida	L	197.150	197.650	
	12 Ohio St.	W	197.150	196.525	
	5 Georgia	W	197.150	196.500	
	9 Oregon St.	W	197.150	196.475	
21	NCAA Super Six, Duluth, Ga.			6th/6	8
	4 Alabama	L	196.300	197.850	
	1 Florida	L	196.300	197.775	
	2 UCLA	L	196.300	197.750	
	10 Stanford	L	196.300	197.500	
	7 Utah	L	196.300	197.375	

* Conference Meet



2013

12-18-1; 1-5-1 SEC; 6TH AT SEC; NCAA CORVALLIS REGIONAL 2ND; NCAA CHAMPIONSHIP, SESSION II 6TH

	Opponent	W/L	UA Score	Opp. Score	Rank
JANUARY					
11	11 Georgia*	L	195.775	196.200	12
18	at 14 Kentucky*	L	193.075	195.500	9
25	11 Denver	W	195.125	195.475	--
FEBRUARY					
1	1 Florida*	L	196.175	197.575	22
8	at 15 Auburn*	L	195.650	196.325	--
15	at 7 LSU	L	195.625	196.825	20
22	4 Alabama*	T	197.100	197.100	19
MARCH					
1	Arkansas Quad			1st/4	25
	Missouri*	W	194.300	196.500	
	Lindenwood	W	191.125	196.500	
	Centenary	W	190.575	196.500	
9	at Minnesota Quad			2nd/4	25
	12 Minnesota	L	196.350	196.600	
	14 Nebraska	W	196.350	196.150	
	Centenary	W	196.350	190.425	
17	at 8 UCLA	L	196.600	197.425	15
23	SEC Championship, North Little Rock, Ark. 6th/8 6 Seed				
	#1 Florida	L	196.400	198.000	
	#2 Alabama	L	196.400	197.800	
	#3 LSU	L	196.400	197.700	
	#4 Georgia	L	196.400	197.325	
	#5 Auburn	L	196.400	196.550	
	#7 Missouri	W	196.400	195.525	
	#8 Kentucky	W	196.400	194.600	
APRIL					
6	NCAA Corvallis, Ore. Regional			2nd/6	3 Seed
	#1 Georgia	L	196.950	197.425	
	#5 Arizona St.	W	196.950	195.700	
	#2 Oregon St	W	196.950	195.375	
	#4 Boise State	W	196.950	195.350	
	#6 California	W	196.950	195.125	
19	NCAA Session II, Los Angeles			6th/6	11 Seed
	#3 Alabama	L	196.150	197.350	
	#2 Oklahoma	L	196.150	197.200	
	#6 UCLA	L	196.150	197.200	
	#7 Michigan	L	196.150	196.850	
	#10 Utah	L	196.150	196.200	
* Conference Meet					

* Conference Meet




2014

9-14; 2-5-0 SEC; 7TH AT SEC; 3RD NCAA FAYETTEVILLE REGIONAL; NCAA CHAMPIONSHIP INDIVIDUALS ONLY

	Opponent	W/L	UA Score	Opp. Score	Rank
JANUARY					
10	Arkansas Tri-Meet			1st/3	11
	West. Michigan	W	196.200	190.650	
	Bridgeport	W	196.200	190.850	
17	at Missouri*	W	194.650	196.050	10
24	at 7 Alabama*	L	196.100	197.125	10
31	12 Auburn	L	196.100	196.550	10
FEBRUARY					
7	3 LSU	L	196.275	197.225	11
14	at 1 Florida	L	196.025	197.525	11
21	Kentucky	W	197.100	195.975	13
MARCH					
1	at 6 Georgia	L	195.975	197.650	13
8	at 9 Nebraska	W	196.700	196.350	14
14	#2 Oklahoma	L	196.650	197.425	16
22	SEC Championship, Birmingham, Ala.		7th/8		6 Seed
	#2 Alabama	L	194.900	197.875	
	#1 Florida	L	194.900	197.700	
	#3 LSU	L	194.900	197.325	
	#4 Georgia	L	194.900	197.150	
	#5 Auburn	L	194.900	195.550	
	#7 Kentucky	L	194.900	195.075	
	#8 Missouri	W	194.900	194.650	
APRIL					
5	NCAA Fayetteville Regional			3rd/6	3 Seed
	#1 Utah	L	196.375	197.300	
	#2 UCLA	L	196.375	196.600	
	#4 Arizona St.	W	196.375	194.425	
	#6 UC Davis	W	196.375	193.900	
	#5 Utah State	W	196.375	191.875	
18	NCAA Championship Individuals Only				
* Conference Meet					

* Conference Meet



Paige Zaziski

Year-By-Year Results/All-Time Series



2015

9-16; 2-5 SEC; 6TH AT SEC; 4TH NCAA MORGANTOWN REGIONAL

Opponent	W/L	UA Score	Opp. Score	Rank
JANUARY				
9 at 2 Oklahoma	L	194.900	197.625	12
16 6 Alabama*	W	196.375	196.175	12
23 at 19 Auburn*	L	196.250	197.075	12
31 Metroplex Challenge			3rd/4	8
1 Oklahoma	L	196.250	197.700	
2 LSU*	L	196.250	197.425	
Iowa State	W	196.250	193.400	
FEBRUARY				
6 2 Florida*	L	195.375	197.200	8
13 Arkansas Tri-Meet			1st/3	14
Illinois State	W	196.650	192.025	
SEMO	W	196.650	191.150	
20 at 24 Kentucky*	L	194.825	195.750	14
27 23 Missouri*	W	195.825	195.275	17
MARCH				
7 at 10 Georgia	L	196.650	196.775	18
13 8 UCLA	L	197.175	195.900	16
21 SEC Championship, Duluth, Ga.			7th/8	6 Seed
#3 Alabama	L	195.925	197.525	
#2 LSU	L	195.925	197.450	
#1 Florida	L	195.925	197.400	
#4 Auburn	L	195.925	196.925	
#5 Georgia	L	195.925	196.000	
#8 Missouri	W	195.925	195.700	
#7 Kentucky	W	195.925	195.025	
APRIL				
4 NCAA Morgantown Regional			4th/6	4 Seed
#1 Florida	L	196.500	197.475	
#2 Stanford	L	196.500	197.000	
#3 Illinois	L	196.500	196.675	
#6 W. Virginia	W	196.500	195.650	
N. Hampshire	W	196.500	194.825	

* Conference Meet



Sydney Dillard

ALABAMA (3-30-1)

1-24-03	L	197.200-194.575	Fayetteville
3-29-03	L	197.575-194.875	Birmingham, Ala. (SEC)
2-27-04	L	197.325-196.450	Tuscaloosa
3-20-04	L	197.950-194.825	Duluth, Ga. (SEC)
2-25-05	L	194.800-193.750	Fayetteville
3-26-05	L	196.700-195.325	Duluth, Ga. (SEC)
2-17-06	L	195.825-194.175	Tuscaloosa
3-25-06	L	196.975-194.650	Birmingham (SEC)
2-16-07	L	197.000-194.175	Fayetteville
3-31-07	L	197.000-194.550	N. Little Rock, Ark. (SEC)
2-8-08	L	196.775-195.950	Tuscaloosa
3-9-08	W	196.425-195.925	Los Angeles
3-29-08	L	197.325-194.650	Duluth, Ga. (SEC)
4-24-08	L	196.650-195.825	Athens, Ga. (NCAA S. I)
1-30-09	W	196.625-196.525	Fayetteville
3-21-09	L	197.300-195.650	Nashville (SEC)
4-16-09	L	197.025-196.950	Lincoln, Neb. (NCAA S. II)
4-17-09	L	197.575-196.475	Lincoln, Neb. (Super Six)
1-22-10	L	197.450-195.500	Tuscaloosa
3-26-10	L	196.875-195.275	Jacksonville, Fla. (SEC)
4-22-10	L	196.850-195.600	Gainesville, Fla. (NCAA S. II)
1-14-11	L	194.900-194.750	Fayetteville
3-19-11	L	197.225-195.800	Birmingham, Ala. (SEC)
2-17-12	L	197.650-196.125	Tuscaloosa
3-24-12	L	196.775-194.175	Duluth, Ga. (SEC)
4-20-12	L	197.675-197.150	Duluth, Ga. (NCAA S. II)
4-21-12	L	197.850-196.300	Duluth, Ga. (Super Six)
2-11-13	T	197.100-197.100	Fayetteville
2-23-13	L	197.800-196.400	N. Little Rock (SEC)
4-19-13	L	197.350-196.150	Los Angeles (NCAA S. II)
1-24-14	L	197.125-196.100	Tuscaloosa
3-22-14	L	197.875-194.900	Birmingham, Ala. (SEC)
1-16-15	W	196.375-196.175	Fayetteville
3-21-15	L	197.525-195.925	Duluth, Ga. (SEC)

ARIZONA (6-2)

3-12-04	L	196.525-194.850	Tucson
4-3-04	L	196.375-195.550	Tucson (NCAA Reg.)
4-19-08	W	196.125-194.275	Minneapolis (NCAA Reg.)
4-4-09	W	196.300-194.350	Fayetteville (NCAA Reg.)
1-9-10	W	195.400-192.600	Fayetteville
4-10-10	W	196.675-195.100	Los Angeles (NCAA Reg.)
4-2-11	W	196.550-195.400	Denver (NCAA Reg.)
1-6-12	W	196.450-195.150	Cancun, Mexico

ARIZONA STATE (5-1)

4-20-06	L	195.500-194.375	Corvallis, Ore. (NCAA S. II)
3-16-07	W	196.175-195.125	Tempe
4-4-09	W	196.300-193.900	Fayetteville (NCAA Reg.)
4-10-10	W	196.675-193.900	Los Angeles (NCAA Reg.)
4-6-13	W	196.950-195.700	Corvallis, Ore. (NCAA Reg.)
4-5-14	W	196.375-194.425	Fayetteville (NCAA Reg.)

AUBURN (13-14)

2-14-03	L	196.300-194.975	Auburn
3-29-03	L	195.650-194.875	Birmingham, Ala. (SEC)
1-23-04	W	196.425-196.225	Fayetteville
3-20-04	L	195.925-194.825	Duluth, Ga. (SEC)
1-21-05	W	194.275-194.225	Auburn
3-26-05	W	195.325-195.125	Duluth, Ga. (SEC)
3-3-06	W	195.375-194.950	Fayetteville
3-25-06	L	194.975-194.650	Birmingham, Ala. (SEC)
3-3-07	W	196.325-195.400	Auburn
3-31-07	W	194.550-194.475	N. Little Rock, Ark. (SEC)
2-22-08	W	196.425-195.950	Fayetteville
3-29-08	L	196.100-194.650	Duluth, Ga. (SEC)
2-13-09	L	196.175-195.400	Auburn
3-21-09	L	196.350-195.650	Nashville (SEC)
2-5-10	W	197.025-196.425	Fayetteville
3-26-10	L	195.575-195.275	Jacksonville, Fla. (SEC)
1-28-11	W	195.325-195.150	Auburn
3-19-11	W	195.800-195.325	Birmingham, Ala. (SEC)
1-6-12	W	196.450-194.77	Cancun, Mexico
2-3-12	W	196.800-195.800	Fayetteville
3-24-12	W	194.175-194.100	Duluth, Ga. (SEC)
2-8-13	L	196.325-195.650	Auburn
3-23-13	L	196.500-196.400	N. Little Rock, Ark. (SEC)
1-31-14	L	196.550-196.100	Fayetteville
3-22-14	L	195.550-194.900	Birmingham, Ala. (SEC)
1-23-15	L	197.075-196.250	Auburn
3-21-15	L	196.925-195.925	Duluth, Ga. (SEC)

BOISE STATE (3-0)

4-2-11	W	196.550-196.400	Denver (NCAA Reg.)
4-7-12	W	196.825-196.050	Fayetteville (NCAA Reg.)
4-6-13	W	196.950-195.350	Corvallis, Ore. (NCAA Reg.)

BOWLING GREEN (1-0)

3-13-09	W	196.550-195.350	Dallas
---------	---	-----------------	--------

BRIDGEPORT (2-0)

1-27-12	W	196.700-192.975	Gainesville, Fla.
1-10-14	W	196.200-190.875	Fayetteville

BYU (3-1)

2-2-07	W	193.625-192.600	Salt Lake City, Utah
4-10-10	W	196.675-193.400	Los Angeles (NCAA Reg.)
2-18-11	L	195.100-195.025	Fayetteville
4-2-11	W	196.550-194.650	Denver (NCAA Reg.)

CALIFORNIA (3-0)

1-3-06	W	190.625-189.350	Honolulu, Hawaii
1-16-09	W	195.925-189.250	Corvallis, Ore.
4-6-13	W	196.950-195.125	Corvallis, Ore. (NCAA Reg.)

CAL. STATE-FULLERTON (1-0)

3-9-08	W	196.425-192.625	Los Angeles
--------	---	-----------------	-------------

CENTENARY (4-0)

2-14-03	W	194.975-192.375	Auburn
3-5-04	W	196.625-193.625	Fayetteville
3-1-13	W	196.500-190.525	Fayetteville
3-9-13	W	196.350-190.425	Minnesota

DENVER (2-4)

1-10-03	L	196.425-193.00	Fayetteville
3-5-05	L	194.425-193.725	Denver
1-5-07	L	192.975-192.800	Fayetteville
3-12-11	L	195.725-195.700	Denver
4-2-11	W	196.550-195.625	Denver (NCAA Reg.)
1-25-13	W	195.475-195.125	Fayetteville

FLORIDA (3-35)

1-17-03	L	196.250-193.975	Fayetteville
3-29-03	L	195.950-194.875	Birmingham, Ala. (SEC)
2-2-04	L	197.375-195.925	Gainesville
3-20-04	L	197.225-194.825	Duluth, Ga. (SEC)
4-3-04	L	197.050-195.550	Tucson, Ariz. (NCAA Reg.)
2-18-05	L	196.450-195.475	Fayetteville
3-26-05	L	196.150-195.325	Duluth, Ga. (SEC)
2-10-06	L	196.950-194.025	Gainesville
3-25-06	L	196.275-194.650	Birmingham, Ala. (SEC)
4-8-06	L	196.375-195.400	Fayetteville (NCAA Reg.)
4-20-06	L	196.225-194.375	Corvallis, Ore. (NCAA S. II)
1-5-07	L	196.550-192.800	Fayetteville
2-9-07	L	197.275-195.775	Fayetteville
3-31-07	L	197.325-194.550	N. Little Rock, Ark. (SEC)
4-14-07	L	197.325-195.875	Ann Arbor, Mich. (NCAA Reg.)
2-1-08	L	196.700-195.750	Gainesville
3-29-08	L	197.325-194.650	Duluth, Ga. (SEC)
4-24-08	L	196.900-195.825	Athens, Ga. (NCAA, S. II)
1-23-09	W	196.375-195.425	Fayetteville
3-21-09	L	196.750-195.650	Nashville (SEC)
4-17-09	L	196.725-196.475	Lincoln, Neb. (Super Six)
1-15-10	L	196.575-195.925	Gainesville
3-26-10	L	197.050-195.275	Jacksonville, Fla. (SEC)
4-22-10	W	196.775-195.600	Gainesville (NCAA S. II)
2-25-11	L	196.700-196.100	Fayetteville
3-19-11	L	196.975-195.800	Birmingham, Ala. (SEC)
4-2-11	W	196.550-196.425	Denver (NCAA Reg.)
1-27-12	L	197.775-196.700	Gainesville
3-24-12	L	197.150-194.175	Duluth, Ga. (SEC)
4-20-12	L	197.650-197.150	Duluth, Ga. (NCAA S. II)
4-21-12	L	197.775-196.300	Duluth, Ga. (Super Six)
2-1-13	L	197.575-196.175	Fayetteville
3-23-13	L	198.000-196.400	N. Little Rock (SEC)
2-14-14	L	197.525-196.025	Gainesville
3-22-14	L	197.700-194.900	Birmingham, Ala. (SEC)
2-6-15	L	197.200-195.375	Fayetteville
3-21-15	L	197.400-195.925	Duluth, Ga. (SEC)
4-4-14	L	197.475-196.500	Morgantown, W. Va. (NCAA Reg.)

All-Time Series

GEORGIA (2-28-1)

2-21-03	L	197.225-194.225	Fayetteville
3-29-03	L	197.525-194.875	Birmingham, Ala. (SEC)
1-30-04	L	197.300-195.250	Athens
3-20-04	L	198.175-194.825	Duluth, Ga. (SEC)
1-28-05	L	195.300-195.150	Fayetteville
3-26-05	L	197.250-195.325	Duluth, Ga. (SEC)
1-20-06	L	196.125-193.600	Athens
3-25-06	L	197.275-194.650	Birmingham, Ala. (SEC)
4-20-06	L	197.300-194.375	Corvallis, Ore. (NCAA S. II)
1-19-07	L	196.100-196.075	Fayetteville
3-31-07	L	197.175-194.550	North Little Rock, Ark. (SEC)
3-1-08	L	197.900-195.950	Athens
3-29-08	L	197.350-194.640	Duluth, Ga. (SEC)
2-20-09	L	196.925-196.725	Fayetteville
3-21-09	L	196.925-195.650	Nashville (SEC)
4-17-09	L	197.825-196.475	Lincoln, Neb. (Super Six)
2-12-10	L	196.725-195.875	Athens
3-26-10	L	196.825-195.275	Jacksonville, Fla. (SEC)
2-4-11	W	195.775-195.400	Fayetteville
3-19-11	L	196.625-195.800	Birmingham, Ala. (SEC)
4-15-11	T	195.450-195.450	Cleveland (NCAA S. I)
2-10-12	L	196.825-195.125	Athens
3-24-12	L	196.575-194.175	Duluth, Ga. (SEC)
4-20-12	W	197.150-196.500	Duluth, Ga. (NCAA S. II)
1-11-13	L	196.200-195.775	Fayetteville
3-23-13	L	197.325-196.400	North Little Rock, Ark. (SEC)
4-6-13	L	197.425-196.950	Corvallis, Ore. (NCAA Reg.)
3-1-14	L	197.650-195.675	Athens
3-22-14	L	197.150-194.900	Birmingham, Ala. (SEC)
3-7-15	L	196.775-196.650	Athens
3-21-15	L	196.000-195.925	Duluth, Ga. (SEC)

ILLINOIS (4-1)

4-3-04	W	195.550-195.400	Tuscon, Ariz. (NCAA Reg.)
4-8-06	W	195.400-193.125	Fayetteville (NCAA Reg.)
4-16-09	W	196.950-195.050	Lincoln, Neb. (NCAA S. II)
4-15-11	W	195.450-195.100	Cleveland (NCAA S. I)
4-4-15	L	196.675-196.500	Morgantown, W. Va. (NCAA Reg.)

ILLINOIS-CHICAGO (5-0)

2-7-03	W	194.475-193.425	Lexington, Ky.*First Win
1-9-04	W	195.575-189.550	Fayetteville
4-3-04	W	195.550-193.875	Tuscon, Ariz. (NCAA Reg.)
4-8-06	W	195.400-191.125	Fayetteville (NCAA Reg.)
2-27-11	W	196.500-193.775	Chicago

ILLINOIS STATE (1-0)

2-13-15	W	196.650-192.025	Fayetteville
---------	---	-----------------	--------------

IOWA (2-0)

4-12-08	W	196.125-192.450	Minneapolis (NCAA Reg.)
1-6-12	W	196.450-193.875	Cancun, Mexico

IOWA STATE (2-1)

4-20-06	L	196.250-194.375	Corvallis, Ore. (NCAA S. II)
4-10-10	W	196.675-194.325	Los Angeles (NCAA Reg.)
1-31-15	W	196.250-193.400	Fort Worth, Texas

KENTUCKY (21-4-1)

2-7-03	W	194.475-192.825	Lexington *First Win
3-29-03	T	194.875-194.875	Birmingham, Ala. (SEC)
1-16-04	W	196.225-195.200	Fayetteville
3-20-04	W	194.825-193.850	Duluth, Ga. (SEC)
1-14-05	W	194.925-193.575	Lexington
3-26-05	W	195.325-193.800	Duluth, Ga. (SEC)
2-24-06	W	196.350-196.250	Fayetteville
3-25-06	W	194.650-191.150	Birmingham, Ala. (SEC)
2-23-07	W	195.850-193.650	Lexington
3-31-07	W	194.550-194.000	North Little Rock, Ark. (SEC)
2-15-08	W	195.675-195.175	Fayetteville
3-29-08	W	194.650-194.025	Duluth, Ga. (SEC)
2-6-09	W	195.075-194.500	Lexington
3-21-09	W	195.650-195.000	Nashville (SEC)
1-29-10	W	196.750-195.325	Fayetteville
3-26-10	W	195.275-194.800	Jacksonville, Fla. (SEC)
1-21-11	W	194.975-193.525	Lexington
3-19-11	W	195.800-193.950	Birmingham, Ala. (SEC)
1-13-12	W	196.650-191.975	Fayetteville
3-24-12	L	194.350-194.175	Duluth, Ga. (SEC)
1-18-13	L	195.000-193.075	Lexington
3-23-13	W	196.400-194.600	North Little Rock, Ark. (SEC)
2-21-14	W	197.100-195.975	Fayetteville
3-22-14	L	195.075-194.900	Birmingham, Ala. (SEC)

KENTUCKY (CONTINUED)

2-20-15	L	194.825-195.750	Lexington
3-21-15	W	195.925-195.025	Duluth, Ga. (SEC)

LINDENWOOD (1-0)

3-1-13	W	196.500-191.125	Fayetteville
--------	---	-----------------	--------------

LSU (5-25-1)

2-28-03	L	196.700-193.475	Baton Rouge
3-29-03	L	195.650-194.875	Birmingham (SEC)
2-6-04	L	196.775-196.450	Fayetteville
3-20-04	L	197.275-194.825	Duluth, Ga. (SEC)
2-4-05	L	196.925-195.725	Baton Rouge
3-26-05	L	196.975-195.325	Duluth, Ga. (SEC)
4-9-05	L	197.125-193.950	Durham, N.H. (NCAA Reg.)
1-27-06	L	194.675-193.100	Fayetteville
3-25-06	L	195.900-194.650	Birmingham, Ala. (SEC)
1-5-07	L	194.125-192.800	Fayetteville
1-26-07	L	196.500-195.575	Baton Rouge
3-31-07	L	196.250-194.550	North Little Rock, Ark. (SEC)
1-18-08	L	195.900-195.300	Fayetteville
3-29-08	L	196.500-194.650	Duluth, Ga. (SEC)
4-24-08	L	196.575-195.825	Athens, Ga. (NCAA S. II)
2-27-09	L	196.150-195.800	Baton Rouge
3-21-09	L	196.550-195.650	Nashville (SEC)
4-17-09	W	196.475-196.375	Lincoln, Neb. (Super Six)
2-19-10	T	196.200-196.200	Fayetteville
3-26-10	L	195.750-195.275	Jacksonville, Fla. (SEC)
2-11-11	W	195.325-194.875	Baton Rouge
3-19-11	W	195.800-195.475	Birmingham, Ala. (SEC)
1-6-12	W	196.450-192.500	Cancun, Mexico
1-20-12	W	197.225-196.325	Fayetteville
3-24-12	L	196.425-194.175	Duluth, Ga. (SEC)
2-15-13	L	196.825-195.625	Baton Rouge
3-23-13	L	197.700-196.400	North Little Rock, Ark. (SEC)
2-7-14	L	197.225-196.025	Fayetteville
3-22-14	L	197.325-194.900	Birmingham, Ala. (SEC)
1-31-15	L	197.425-196.250	Fort Worth, Texas
3-21-15	L	197.450-195.925	Duluth, Ga. (SEC)

MARYLAND (2-0)

1-27-12	W	196.700-193.075	Gainesville, Fla.
4-7-12	W	194.175-194.400	Fayetteville (NCAA Reg.)

MICHIGAN (1-5)

4-14-07	L	196.050-195.875	Ann Arbor (NCAA Reg.)
1-11-08	L	196.075-195.875	Ann Arbor (NCAA Reg.)
4-4-09	W	196.300-195.700	Fayetteville (NCAA Reg.)
4-22-10	L	195.700-195.600	Gainesville, Fla. (NCAA Reg.)
4-15-11	L	196.700-195.450	Cleveland (NCAA S. I)
4-19-13	L	196.850-196.150	Los Angeles (NCAA S. II)

MICHIGAN STATE (1-0)

3-21-08	W	196.075-194.725	Fayetteville
---------	---	-----------------	--------------

MINNESOTA (6-1)

1-9-04	W	195.575-194.675	Fayetteville
1-8-05	W	194.250-193.800	Minneapolis
4-12-08	W	196.125-195.275	Minneapolis (NCAA Reg.)
3-6-09	W	196.350-195.250	Fayetteville
3-6-10	W	196.925-194.850	Minneapolis
3-2-12	W	196.325-195.475	Fayetteville
3-9-13	L	196.600-196.350	Minneapolis

MISSOURI (10-5): JOINED SEC IN 2013

2-14-03	W	194.975-194.900	Auburn, Ala.
3-14-03	L	195.875-195.375	Fayetteville
2-13-04	L	196.600-195.925	Columbia
3-13-05	L	196.050-195.575	Columbia
1-14-06	L	195.100-192.175	Columbia
3-23-07	W	196.450-195.725	Fayetteville
4-22-10	W	195.600-194.600	Gainesville, Fla. (NCAA S. II)
3-16-12	L	196.100-195.400	Columbia
4-7-12	W	196.825-195.450	Fayetteville (NCAA Reg.)
3-1-13	W	196.500-194.300	Fayetteville
3-23-13	W	196.400-195.525	North Little Rock, Ark. (SEC)
1-17-14	W	196.050-194.650	Columbia
3-22-14	W	194.900-194.650	Birmingham, Ala. (SEC)
2-27-15	W	195.825-195.275	Fayetteville
3-21-15	W	195.925-195.700	Duluth, Ga. (SEC)

NEBRASKA (2-4)

3-19-05	L	196.625-195.625	Fayetteville
3-19-06	L	196.475-195.900	Lincoln
1-5-07	L	194.575-192.800	Fayetteville
2-24-12	L	197.000-196.300	Fayetteville

NEBRASKA (CONTINUED)

3-9-13	W	196.350-196.150	Minneapolis
3-8-14	W	196.700-196.350	Lincoln

NEW HAMPSHIRE (4-1)

4-9-05	L	194.700-193.950	Durham (NCAA Reg.)
3-9-07	W	196.250-192.650	Fayetteville
4-14-07	W	195.875-193.900	Ann Arbor, Mich. (NCAA Reg.)
4-7-12	W	196.825-193.900	Fayetteville (NCAA Reg.)
4-4-15	W	196.500-194.825	Morgantown, W. Va. (NCAA Reg.)

NORTH CAROLINA (1-0)

2-10-06	W	194.025-193.125	Gainesville, Fla.
---------	---	-----------------	-------------------

OHIO STATE (2-0)

1-9-09	W	195.775-194.625	Fayetteville
4-20-12	W	197.150-196.525	Duluth, Ga. (NCAA Reg.)

OKLAHOMA (1-11)

4-9-05	L	195.550-193.950	Durham, N.H. (NCAA Reg.)
3-15-08	L	196.750-196.624	Fayetteville
4-24-08	L	196.075-195.825	Athens, Ga. (NCAA S. II)
1-26-09	W	196.900-195.625	Norman
3-19-10	L	197.475-196.100	Fayetteville
1-7-11	L	195.475-195.075	Norman
4-15-11	L	196.775-195.450	Cleveland (NCAA S. I)
2-5-12	L	197.425-196.175	Fayetteville
4-19-13	L	197.200-196.150	Los Angeles (NCAA S. II)
3-14-14	L	197.425-196.950	Fayetteville
1-9-15	L	197.625-194.900	Norman
1-31-15	L	197.700-196.250	Fort Worth, Texas

OREGON STATE (5-4)

2-11-05	L	195.975-195.550	Seattle
3-19-05	W	195.625-195.550	Fayetteville
1-3-06	L	191.925-190.625	Honolulu, Hawaii
4-20-06	L	195.150-194.375	Corvallis, Ore. (NCAA S. II)
4-24-08	W	195.825-195.475	Athens, Ga. (NCAA S. II)
1-16-09	L	195.950-195.925	Corvallis, Ore.
4-16-09	W	196.950-195.350	Lincoln, Neb. (NCAA S. II)
4-20-12	W	197.150-196.475	Duluth, Ga. (NCAA S. II)
4-6-13	W	196.950-195.375	Corvallis, Ore. (NCAA Reg.)

PENNSYLVANIA (1-0)

3-13-09	W	196.550-190.600	Dallas
---------	---	-----------------	--------

PENN STATE (2-2)

2-3-06	L	194.650-194.575	Fayetteville
1-5-07	L	194.575-192.800	Fayetteville
1-13-07	W	194.850-193.600	State College
1-25-08	W	195.250-194.625	Fayetteville

PITTSBURGH (4-0)

4-9-05	W	193.950-193.100	Durham, N.H. (NCAA Reg.)
3-9-07	W	196.250-193.350	Fayetteville
4-14-07	W	195.875-192.550	Ann Arbor, Mich. (NCAA Reg.)
3-12-10	W	196.875-192.525	Fayetteville

RUTGERS (2-0)

4-9-05	W	193.950-191.350	Durham, N.H. (NCAA Reg.)
4-14-07	W	195.875-190.875	Ann Arbor, Mich. (NCAA Reg.)

SACRAMENTO STATE (1-0)

1-3-06	W	190.625-188.075	Honolulu, Hawaii
--------	---	-----------------	------------------

SEATTLE-PACIFIC (1-0)

2-26-10	W	196.075-188.075	Seattle
---------	---	-----------------	---------

SOUTHEAST MISSOURI (4-0)

3-5-04	W	196.625-194.625	Fayetteville
4-8-06	W	195.400-189.050	Fayetteville (NCAA Reg.)
3-23-07	W	196.450-192.975	Fayetteville
2-13-15	W	196.650-191.150	Fayetteville

All-Time Series

UCLA (3-11)

2-2-03	L	198.175-193.475	Los Angeles
3-19-05	L	196.850-195.625	Fayetteville
1-3-06	L	193.775-190.625	Honolulu, Hawaii
4-8-06	W	195.400-195.175	Fayetteville (NCAA Reg.)
3-9-08	W	196.425-195.800	Los Angeles
4-16-09	W	196.950-196.625	Lincoln, Neb. (NCAA S. II)
4-10-10	L	197.825-196.675	Los Angeles (NCAA Reg.)
4-15-11	L	196.500-195.450	Cleveland, Ohio (NCAA S. I)
4-7-12	L	197.225-196.825	Fayetteville (NCAA Reg.)
4-21-12	L	197.750-196.300	Duluth, Ga. (Super Six)
3-17-13	L	197.425-196.600	Los Angeles
4-19-13	L	197.200-196.150	Los Angeles (NCAA S. II)
4-5-14	L	196.600-196.375	Fayetteville (NCAA Reg.)
3-13-15	L	197.175-195.900	Fayetteville

UC-DAVIS (1-0)

4-5-4	W	196.375-193.900	Fayetteville (NCAA Reg.)
-------	---	-----------------	--------------------------

UTAH (1-7)

4-3-04	L	197.625-195.550	Tucson, Ariz. (NCAA Reg.)
2-2-07	L	196.150-193.625	Salt Lake City, Utah
4-12-08	L	196.950-196.125	Minneapolis (NCAA Reg.)
4-16-09	W	196.950-196.625	Lincoln, Neb. (NCAA S. II)
4-17-09	L	197.425-196.475	Lincoln, Neb. (Super Six)
4-21-12	L	197.375-196.300	Duluth, Ga. (Super Six)
4-19-13	L	196.200-196.150	Los Angeles (NCAA S. II)
4-5-14	L	197.300-196.375	Fayetteville (NCAA Reg.)

UTAH STATE (1-0)

4-5-14	W	196.375-191.875	Fayetteville (NCAA Reg.)
--------	---	-----------------	--------------------------

WASHINGTON (4-0)

2-11-05	W	195.950-195.275	Seattle
1-3-06	W	190.625-190.425	Honolulu, Hawaii
3-12-06	W	196.350-193.025	Fayetteville
2-26-10	W	196.075-194.100	Seattle

WEST VIRGINIA (5-3)

3-7-03	L	196.800-195.150	Morgantown
1-9-04	W	195.575-192.775	Fayetteville
2-10-06	L	194.200-194.025	Gainesville, Fla.
3-9-07	W	196.250-194.300	Fayetteville
1-11-08	W	195.250-190.300	Ann Arbor, Mich.
3-4-11	W	196.525-194.925	Fayetteville
3-10-12	L	195.675-195.125	Morgantown
4-4-15	W	196.500-195.650	Morgantown (NCAA Reg.)

WESTERN MICHIGAN (1-0)

1-10-14	W	196.200-190.650	Fayetteville
---------	---	-----------------	--------------



The 2014 Arkansas Razorbacks at the NCAA Regional

ARKANSAS®

GYMNASTICS

OPPONENT	TOTAL MEETS	REGULAR SEASON	POST SEASON	PCT.	LAST MEETING
A					
ALABAMA	34	3-23-1	0-7	.088	2015
Arizona	8	2-1	4-1	.750	2012
Arizona State	6	1-0	4-1	.833	2014
AUBURN	27	13-14	0-0	.481	2015
B					
Boise State	3	0-0	3-0	1.000	2013
Bowling Green	1	1-0	0-0	1.000	2009
Bridgeport	2	2-0	0-0	1.000	2014
BYU	4	1-1	2-0	.750	2011
C					
California	3	2-0	1-0	1.000	2013
Cal State Fullerton	1	1-0	0-0	1.000	2008
Centenary	4	4-0	0-0	1.000	2013
D					
Denver	6	2-4	0-0	.333	2013
F					
FLORIDA	38	2-25	1-10	.081	2015
G					
GEORGIA	31	1-25	1-3-1	.065	2015
I					
ILLINOIS	5	0-0	4-1	.800	2015
Illinois-Chicago	5	3-0	2-0	1.000	2011
ILLINOIS STATE	1	1-0	0-0	1.000	2015
Iowa	2	1-0	1-0	1.000	2012
IOWA STATE	3	1-0	1-1	.667	2015
K					
KENTUCKY	26	21-4-1	0-0	.808	2015
L					
Lindenwood	1	1-0	0-0	1.000	2013

OPPONENT	TOTAL MEETS	REGULAR SEASON	POST SEASON	PCT.	LAST MEETING
LSU	31	4-23-1	1-2	.129	2015
M					
Maryland	2	1-0	1-0	1.000	2012
Michigan	6	0-1	1-4	.143	2013
Michigan State	1	1-0	0-0	1.000	2008
Minnesota	7	5-1	1-0	1.000	2013
MISSOURI	15	8-5	2-0	.667	2015
N					
Nebraska	6	2-4	0-0	.333	2014
NEW HAMPSHIRE	5	1-0	3-1	.800	2015
North Carolina	1	1-0	0-0	1.000	2006
O					
Ohio State	2	1-0	1-0	1.000	2012
OKLAHOMA	12	1-7	0-4	.083	2015
Oregon State	9	1-3	4-1	.555	2013
P					
Pennsylvania	1	1-0	0-0	1.000	2009
Penn State	4	2-2	0-0	.500	2008
Pittsburgh	4	2-0	2-0	1.000	2010
R					
Rutgers	2	0-0	2-0	1.000	2007
S					
Sacramento State	1	1-0	0-0	1.000	2009
Seattle-Pacific	1	1-0	0-0	1.000	2010
SEMO	4	3-0	1-0	1.000	2015
Southern Utah	3	1-0	2-0	1.000	2009
STANFORD	4	0-0	1-3	.250	2015
T					
Texas Woman's	4	4-0	0-0	1.000	2009

OPPONENT	TOTAL MEETS	REGULAR SEASON	POST SEASON	PCT.	LAST MEETING
U					
UCLA	14	2-5	1-6	.200	2015
UC Davis	1	0-0	1-0	1.000	2014
Utah	8	0-1	1-6	.125	2014
Utah State	1	0-0	1-0	1.000	2014
W					
Washington	4	4-0	0-0	1.000	2010
WEST VIRGINIA	8	4-3	1-0	.625	2015
Western Michigan	1	1-0	0-0	1.000	2014
Total					
373 115-152-3 51-51-1 .445					



All-American Bailee Zumwalde

Year-By-Year Results

YEAR	COACH	RECORD	SEC	REGIONAL	NATIONAL	HIGH SCORE
2003	Mark and René Cook	5-14-1	T-6th	N/A	--	195.375
2004	Mark and René Cook	11-14	6th	4th	--	196.450
2005	Mark and René Cook	9-16	5th	4th	--	195.625
2006	Mark and René Cook	12-21	6th	2nd	6th - SII	196.250
2007	Mark and René Cook	17-16	5th	3rd	--	196.075
2008	Mark and René Cook	14-16	6th	2nd	5th - SI	196.625
2009	Mark and René Cook	21-14	6th	1st	2nd - SII, 5th SS	196.725
2010	Mark and René Cook	13-14-1	6th	2nd	5th - SII	197.025
2011	Mark and René Cook	16-10-1	4th	1st	T-4th SI	196.700
2012	Mark and René Cook	18-20	6th	2nd	3rd - SII, 6th SS	197.225
2013	Mark Cook & René Lyst	12-18-1	6th	2nd	6th - SII	197.100
2014	Mark Cook & René Lyst	9-14	7th	3rd	--	197.100
2015	Mark Cook	9-16	6th	4th	--	196.650

Arkansas Top 10 Team Scores

TEAM SCORE	DATE	OPPONENT	VAULT SCORE	DATE	OPPONENT	BARS SCORE	DATE	OPPONENT
1) 197.225	1-20-12	No. 25 LSU	1) 49.450	1-31-14	No. 12 Auburn	1) 49.450	1-20-12	No. 25 LSU
2) 197.150	4-20-12	NCAA Champ.		4-21-12	at NCAA Super Six	2) 49.400	4-10-10	NCAA Regional
3) 197.025	2-5-10	No. 16 Auburn		4-16-09	at NCAA Champ. Sess II	3) 49.375	4-5-14	NCAA Regional
4) 197.100	2-21-14	Kentucky		2-20-09	No. 3 Georgia		3-2-12	No. 18 Minnesota
	2-22-13	No. 4 Alabama	5) 49.425	2-6-15	No. 2 Florida		4-3-04	NCAA Regional
6) 196.950	3-14-14	at No. 2 Oklahoma		2-22-13	No. 4 Alabama	6) 49.350	2-3-12	No. 13 Auburn
	4-6-13	NCAA Regional	7) 49.400	2-17-12	at No. 6 Alabama	7) 49.300	1-27-12	at No. 8 Florida
	4-16-09	NCAA Champ. Sess II		1-20-12	No. 25 LSU		3-5-04	GymBack Invite
9) 196.925	4-6-10	at No. 22 Minnesota	9) 49.375	1-16-15	No. 6 Alabama	9) 49.275	4-20-12	NCAA Champ. Sess II
10) 196.900	1-26-09	at No. 7 Oklahoma		2-24-09	No. 9 Nebraska		1-13-12	No. 23 Kentucky
				3-13-09	at TWU Tri-Meet		3-12-10	Pittsburgh

BEAM SCORE	DATE	OPPONENT
1) 49.450	4-20-12	NCAA Champ.
2) 49.400	3-16-07	at No. 23 Arizona State
3) 49.375	3-12-04	No. 11 Arizona
4) 49.350	2-5-10	No. 16 Auburn
5) 49.300	4-6-13	NCAA Regional
	2-27-04	No. 3 Alabama
7) 49.275	1-26-09	at No. 7 Oklahoma
	4-14-07	NCAA Regional
	3-19-05	GymBack Quad
10) 49.250	3-8-14	at No. 9 Nebraska
	4-16-09	NCAA Champ. Sess II
	2-13-04	No. 10 Missouri

FLOOR SCORE	DATE	OPPONENT
1) 49.600	1-16-15	No. 6 Alabama
2) 49.525	3-5-04	GymBack Invite
3) 49.450	2-21-14	Kentucky
4) 49.425	1-20-12	No. 25 LSU
	2-6-04	No. 14 LSU
	1-23-04	Auburn
7) 49.400	3-1-13	Mizzou Quad
	2-1-13	No. 1 Florida
	1-13-12	No. 23 Kentucky
	3-12-06	Washington



Arkansas scored a program-best 197.225 on Jan. 20, 2012 against No. 25 LSU

Arkansas Top Individual Vault Scores

SCORE	GYMNAST	DATE	OPPONENT
1) 9.975	Katherine Grable	4-20-14	NCAA Event Finals^
	Michelle Stout	4-16-09	NCAA Champ.
3) 9.950	Katherine Grable (7x)	4-18-14*	NCAA Ev. Semifinals
	Jaime Pisani (3x)	3-16-12*	at No. 16 Missouri
	Amanda Wellick (2x)	2-13-15*	Arkansas Tri-Meet
	Casey Jo Magee (2x)	3-19-10*	No. 2 Oklahoma
	Heather Elswick	1-16-15	No. 6 Alabama
	Michelle Stout	2-9-07	No. 1 Florida
9) 9.925	Katherine Grable (8x)	3-14-14*	No. 2 Oklahoma
	Jaime Pisani (6x)	2-17-12*	at No. 6 Alabama
	Amanda Wellick (4x)	4-4-15*	NCAA Regional
	Casey Jo Magee (2x)	3-6-10*	at No. 22 Minnesota
	Paige Zaziski	2-6-15	No. 2 Florida
	Scarlett Williams	1-31-14	No. 12 Auburn
	Kelci Lewis	2-22-13	No. 4 Alabama
	Samantha Cortez	2-29-08	No. 15 Michigan St.

^ National Champion

* Most Recent



Katherine Grable won the NCAA Championship on the vault with her 9.975.



Michelle Stout scored the program's first 9.975 on the vault at the 2009 NCAA Regionals.

Arkansas Top Individual Uneven Bars Scores

SCORE	GYMNAST	DATE	OPPONENT
1) 9.950	Paige Zaziski	3-13-15	No. 8 UCLA
	Jaime Pisani	1-20-12	No. 25 LSU
	Emily Peacock	2-24-06	Kentucky
4) 9.925	Mariah Howdeshell (4x)	3-2-12*	No. 18 Minnesota
	Jaime Pisani (2x)	3-2-12*	No. 18 Minnesota
	Melissa Leigh (2x)	3-4-04*	NCAA Regionals
	Paige Zaziski	2-27-15	No. 23 Missouri
	Shelby Salmon	1-27-12	at No. 8 Florida
	Casey Jo Magee	2-5-10	No. 16 Auburn
	Emily Peacock	2-4-05	at No. 4 LSU
8) 9.900	Casey Jo Magee (7x)	4-24-10*	NCAA Event Finals
	Katherine Grable (6x)	4-5-14*	NCAA Regional
	Jaime Pisani (5x)	4-20-12*	NCAA Champ. Sess II
	Melissa Leigh (5x)	3-12-06*	Washington
	Shelby Salmon (4x)	3-9-13*	at Minnesota Quad
	Michelle Stout (3x)	3-12-11*	at No. 18 Denver
	Amy DeFilippo (2x)	4-10-10*	NCAA Regional
	Emily Peacock (2x)	2-15-08*	Kentucky
	Dana McQuillin (2x)	3-5-04*	GymBack Invite
	Paige Zaziski	4-4-15	NCAA Regionals
	Mariah Howdeshell	4-2-11	NCAA Regionals
	Rachel Barnett	2-6-04	No. 14 LSU
	Katie Hardman	2-6-04	No. 14 LSU

* Most Recent



Paige Zaziski tied the UB record during her freshman season



Jaime Pisani tied the UB record against No. 25 LSU



Emily Peacock set the UB record in 2006


Arkansas Top Individual Balance Beam Scores

SCORE	GYMNAST	DATE	OPPONENT
1) 9.950	Casey Jo Magee (3x)	3-19-10*	No. 2 Oklahoma
	Jaime Pisani (2x)	4-20-12*	NCAA Champ. Sess II
	Katherine Grable	4-20-12	NCAA Champ. Sess II
	Katie Hardman	3-12-04	at No. 11 Arizona
5) 9.925	Katherine Grable (7x)	3-14-14*	No. 2 Oklahoma
	Casey Jo Magee (6x)	2-26-10*	at Washington
	Jaime Pisani (2x)	4-7-12*	NCAA Regional
	Dana McQuillin	3-5-04	GymBack Invite
9) 9.900	Casey Jo Magee (14x)	4-22-10*	NCAA Champ. Sess II
	Katherine Grable (7x)	3-22-14*	SEC Championship
	Cassie Drew (5x)	3-23-07*	Arkansas Quad 2
	Katie Hardman (4x)	3-12-06*	Washington
	Jaime Pisani (3x)	3-24-12*	SEC Championship
	Sarah Nagashima (2x)	3-6-10*	at No. 22 Minnesota
	Sydney Dillard (2x)	3-7-15*	at No. 10 Georgia
	Erin Freier (2x)	4-6-13*	NCAA Regional
	Alex DeFilippo (2x)	1-26-09*	at No. 7 Oklahoma
	Alex LaChance	4-16-09	NCAA Champ. Sess I
	Emily Peacock	3-16-07	at No. 23 Arizona State
	Dana McQuillin	3-12-04	at No. 11 Arizona

* Most Recent



Casey Jo Magee scored a program-best 9.950 on the BB three times



Katherine Grable scored a 9.950 on the BB at the NCAA Championships



Jaime Pisani hit the 9.950 mark on the BB twice in her career



Katie Hardman was the first to score a 9.950 on the BB on March 12, 2004

Arkansas Top Individual Floor Exercise Scores

SCORE	GYMNAST	DATE	OPPONENT
1) 9.975	Katherine Grable	3-14-14	No. 2 Oklahoma
	Jaime Pisani	2-3-12	No. 13 Auburn
3) 9.9625	Katherine Grable	4-20-14	NCAA Event Finals^
4) 9.950	Katherine Grable (13x)	4-18-14*	NCAA Event Semifinals
	Jaime Pisani (11x)	3-16-12*	at No. 16 Missouri
	Rachel Barnett (2x)	2-6-04*	No. 14 LSU
	Amanda Wellick	1-16-15	No. 6 Alabama
	Casey Jo Magee	3-12-10	Pittsburgh
9) 9.925	Jaime Pisani (7x)	4-7-12*	NCAA Regional
	Katherine Grable (6x)	3-8-14*	at No. 9 Nebraska
	Casey Jo Magee (3x)	3-19-10*	No. 2 Oklahoma
	Kathy Thompson (2x)	3-5-04*	GymBack Invite
	Amanda Wellick	2-13-15	Arkansas Tri-Meet
	Stephani Canizaro	1-16-15	No. 6 Alabama
	Heather Elswick	1-16-15	No. 6 Alabama
	Samantha Nelson	1-16-15	No. 6 Alabama
	Kelci Lewis	2-22-13	No. 4 Alabama
	Samantha Cortez	3-15-08	No. 9 Oklahoma
	Emily Peacock	3-12-06	Washington
	Cassie Drew	3-5-04	GymBack Invite

^ NCAA Championship

* Most Recent



Jaime Pisani scored a program-best 9.975 on the FX on Feb. 3, 2012 against No. 13 Auburn



Katherine Grable tied Pisani's FX record on March 14, 2014

Arkansas Top Individual All-Around Scores

SCORE	GYMNAST	DATE	OPPONENT
1) 39.725	Katherine Grable (2x)	2-21-14*	Kentucky
	Jaime Pisani	2-3-12	No. 13 Auburn
3) 39.675	Katherine Grable	4-5-14	NCAA Regional
	Jaime Pisani	3-2-12	No. 18 Minnesota
	Casey Jo Magee	3-19-10	No. 2 Oklahoma
6) 39.650	Katherine Grable	4-6-13	NCAA Regional
	Casey Jo Magee	3-19-10	No. 2 Oklahoma
8) 39.625	Katherine Grable (3x)	3-14-14*	No. 2 Oklahoma
	Jaime Pisani (2x)	4-20-12*	NCAA Champ. Session II
	Casey Jo Magee (2x)	3-12-10*	Pittsburgh
11) 39.600	Jaime Pisani (3x)	3-16-12*	at No. 16 Missouri
	Katherine Grable	3-1-14	at No. 6 Georgia
	Casey Jo Magee	4-10-10	NCAA Champ. Session II
14) 39.575	Jaime Pisani	1-20-12	No. 25 LSU
15) 39.550	Katherine Grable (2x)	2-5-12*	No. 5 Oklahoma
	Casey Jo Magee	4-22-10	NCAA Champ. Session II
17) 39.525	Jaime Pisani (4x)	1-13-12*	No. 23 Kentucky
	Casey Jo Magee (3x)	2-19-10*	No. 11 LSU
	Michelle Stout	3-13-09	at Texas Woman's Quad

* Most Recent



Jaime Pisani tied Grable's 39.725 in the AA on Feb. 3, 2012



Katherine Grable scored a program-best 39.725 in the AA twice in her career



Class Records

FRESHMAN VAULT

Score	Gymnast	Date	Opponent
9.950	Michelle Stout	Feb. 9, 2007	No.1 Florida

UNEVEN BARS

Score	Gymnast	Date	Opponent
9.950	Paige Zaziski	March 13, 2015	No. 8 UCLA

BALANCE BEAM

Score	Gymnast	Date	Opponent
9.950	Casey Jo Magee	March 16, 2007	at No. 23 Arizona State

FLOOR EXERCISE

Score	Gymnast	Date	Opponent
9.950	Rachel Barnett	Feb. 6, 2004	No. 14 LSU
		Jan. 23, 2004	Auburn

ALL-AROUND

Score	Gymnast	Date	Opponent
39.475	Katherine Grable	April 2, 2011	at NCAA Regional

SOPHOMORE VAULT

Score	Gymnast	Date	Opponent
9.950	Katherine Grable	Jan. 20, 2012	No. 25 LSU
	Jaime Pisani	March 6, 2010	No. 22 Minnesota
		Feb. 5, 2010	No. 16 Auburn

UNEVEN BARS

Score	Gymnast	Date	Opponent
9.950	Emily Peacock	Feb. 24, 2006	No. 18 Kentucky

BALANCE BEAM

Score	Gymnast	Date	Opponent
9.950	Katherine Grable	April 21, 2012	NCAA Champ. Session II
	Katie Hardman	March 12, 2004	at No. 11 Arizona

FLOOR EXERCISE

Score	Gymnast	Date	Opponent
9.950	Katherine Grable	Feb. 5, 2012	No. 8 Oklahoma
		Feb. 3, 2012	No. 13 Auburn
		Jan. 20, 2012	No. 25 LSU
	Jaime Pisani	March 6, 2010	No. 22 Minnesota

ALL-AROUND

Score	Gymnast	Date	Opponent
39.725	Katherine Grable	Jan. 20, 2012	No. 25 LSU

JUNIOR VAULT

Score	Gymnast	Date	Opponent
9.975	Michelle Stout	April 16, 2009	NCAA Champ. Session II

UNEVEN BARS

Score	Gymnast	Date	Opponent
9.900	Erin Freier	Feb. 27, 2015	No. 23 Missouri
	Shelby Salmon	March 9, 2013	at No. 12 Minnesota
	Mariah Howdeshell	April 2, 2011	NCAA Regional
	Jaime Pisani	March 4, 2011	West Virginia
		Feb. 25, 2011	No. 1 Florida
	Michelle Stout	March 21, 2009	SEC Championship
		Feb. 16, 2009	at Kentucky
	Emily Peacock	March 9, 2007	Arkansas Quad I

BALANCE BEAM

Score	Gymnast	Date	Opponent
9.925	Casey Jo Magee	March 13, 2009	at Texas Woman's Quad

FLOOR EXERCISE

Score	Gymnast	Date	Opponent
9.950	Katherine Grable	April 19, 2013	NCAA Champ. Session II
		April 6, 2013	NCAA Regional
		March 1, 2013	Mizzou Quad
		Feb. 1, 2013	No. 1 Florida
	Jaime Pisani	April 15, 2011	NCAA Champ. Session I
		April 2, 2011	NCAA Regional
		March 4, 2011	West Virginia
		Feb. 27, 2011	at Illinois-Chicago

ALL-AROUND

Score	Gymnast	Date	Opponent
39.650	Katherine Grable	April 6, 2013	NCAA Regional

SENIOR VAULT

Score	Gymnast	Date	Opponent
9.975	Katherine Grable	April 20, 2014	NCAA Event Finals

UNEVEN BARS

Score	Gymnast	Date	Opponent
9.950	Jaime Pisani	Jan. 20, 2012	No. 25 LSU

BALANCE BEAM

Score	Gymnast	Date	Opponent
9.950	Jaime Pisani	April 21, 2012	NCAA Champ. Sess II
		March 10, 2012	West Virginia
	Casey Jo Magee	March 19, 2010	No. 2 Oklahoma
		Feb. 5, 2010	No. 16 Auburn

FLOOR EXERCISE

Score	Gymnast	Date	Opponent
9.975	Katherine Grable	March 14, 2014	No. 2 Oklahoma
	Jaime Pisani	Feb. 3, 2012	No. 13 Auburn

ALL-AROUND

Score	Gymnast	Date	Opponent
39.725	Katherine Grable	Feb. 21, 2014	Kentucky
	Jaime Pisani	Feb. 2, 2012	No. 13 Auburn

Arkansas All-Americans

To be named as an All-American, athletes must be at the NCAA Championship competition. Places 1–4 (plus ties) in each event and the all-around in each session of Thursday's preliminary team competition are considered first-team All-Americans. Places 5–8 (plus ties) are considered second-team All-American.

FIRST-TEAM ALL-AMERICAN



2008
MICHELLE STOUT
V



2009
ALEX LACHANCE
BB



2009
SARAH NAGASHIMA
BB



2009
MICHELLE STOUT
V, UB, AA



2010
CASEY JO MAGEE
UB, BB, FX, AA



2010
JAIME PISANI
V, FX



2011
AMY BORSELLINO
V



2011
KATHERINE GRABLE
FX



2011
JAIME PISANI
FX



2012
KATHERINE GRABLE
BB



2012
JAIME PISANI
BB, FX, AA



2013
KATHERINE GRABLE
FX, AA



2014
KATHERINE GRABLE
V, FX, AA



Casey Jo Magee tied for fifth on both the vault and bars in the first session of the 2008 NCAA Championship April 24. Magee scored a 9.85 on the vault and a 9.90 on bars (Arkansas' first rotation of the meet) earning second-team all-America honors on both events. Magee's bar routine is technically Arkansas' first all-America performance because the Gym'Backs opened on bars at the meet.



Michelle Stout tied for first place in the first session of the 2008 NCAA Championship April 24. Stout scored a 9.90 on the event and advanced to the event finals on Saturday. Not only is Stout Arkansas' first first-team all-American but she is the program's first event finalist. Gymnasts are given two vaults in the finals and the scores are averaged. Stout finished fourth in the finals earning a medal.

Arkansas All-Americans

SECOND-TEAM ALL-AMERICAN



2008
CASEY JO MAGEE
V, UB



2009
CASEY JO MAGEE
V, FX



2009
JAIME PISANI
V, UB, FX



2009
MICHELLE STOUT
FX



2010
JAIME PISANI
AA



2011
KATHERINE GRABLE
V



2011
KELCI LEWIS
FX



2011
JAIME PISANI
BB, AA



2012
STEPHANI CANIZARO
FX



2012
KATHERINE GRABLE
V



2012
JAIME PISANI
UB



2012
BAILEE ZUMWALDE
FX

NATIONAL ASSOCIATION OF COLLEGIATE GYMNASTICS FOR WOMEN REGULAR-SEASON ALL-AMERICAN (BEGAN 2013)



2013
KATHERINE GRABLE
SECOND-TEAM (FX, AA)



2014
KATHERINE GRABLE
FIRST-TEAM (FX, BB, AA)
SECOND-TEAM (V)



2015
AMANDA WELICK
SECOND-TEAM (V)

Honors and Awards

NO. 1 NATIONAL RANKINGS

2010	Casey Jo Magee BB – March 1, 8, 22
2012	Katherine Grable AA – Feb. 27, March 5 Mariah Howdeshell UB – Jan. 30, Feb. 6 Jaime Pisani FX – Feb. 6, 13, 20, 27, March 19, 26, April 2 Jaime Pisani AA – March 12, 19, 26, April 2
2014	Katherine Grable AA – Jan. 20

SEC GYMNAST OF THE YEAR

2012	Jaime Pisani
2014	Katherine Grable

SEC FRESHMAN GYMNAST OF THE YEAR

2014	Amanda Wellick
2015	Paige Zaziski

ALL-SEC

2004	Melissa Leigh (Bars)
2009	Casey Jo Magee (1st, Beam) Michelle Stout (2nd, Vault)
2010	Casey Jo Magee (1st, AA) Jaime Pisani (2nd, Floor)
2011	Katherine Grable (2nd, AA) Jaime Pisani (2nd, V)
2012	Jaime Pisani (1st, BB)

ALL-SEC TEAM (2013)

2013	Katherine Grable Kelci Lewis
2014	Katherine Grable Sydney Dillard Samantha Nelson
2015	Heather Elswick Amanda Wellick Paige Zaziski

SEC ALL-FRESHMAN TEAM (2013)

2013	Sydney Dillard Keara Glover
2014	Samantha Nelson
2015	Paige Zaziski

SEC GYMNAST OF THE WEEK

2004	Dana McQuillin	Jan. 13
2006	Katie Hardman	March 14
2007	Cassie Drew	March 6
2008	Michelle Stout	Feb. 13
2009	Casey Jo Magee	Feb. 2, March 17
2010	Casey Jo Magee	March 1, March 8
2011	Jaime Pisani	Feb. 7, Feb. 28
2012	Katherine Grable	Jan. 9, Jan. 23
	Jaime Pisani	March 5
2014	Katherine Grable	Feb. 25
2015	Amanda Wellick	Jan. 20

SEC SPECIALIST OF THE WEEK

2013	Kelci Lewis	Feb. 25
------	-------------	---------

SEC FRESHMAN OF THE WEEK

2009	Jaime Pisani	Jan. 26, Feb. 12
2013	Sydney Dillard	Jan. 16
2014	Amanda Wellick	Mar. 11
2015	Paige Zaziski	Jan. 27, Feb. 17, March 16

SEC SCHOLAR-ATHLETE OF THE YEAR

2011	Michelle Stout
------	----------------

SEC COMMUNITY SERVICE TEAM

2004	Audra Loveless
2005	Katie Hardman
2006	Audra Loveless
2007	Emily Peacock
2008	Emily Peacock
2009	Michelle Stout
2010	Jaime Pisani
2011	Amanda Siebert
2012	Kelci Lewis
2013	Kelci Lewis
2014	Heather Elswick
2015	Heather Elwick

SEC COACH OF THE YEAR

2008	Mark and René Lyst
------	--------------------

NCAA SOUTH CENTRAL COACH OF THE YEAR

2009	Mark and René Lyst
------	--------------------

NCAA SOUTH CENTRAL ADMINISTRATOR OF THE YEAR

2004	Bev Lewis
2006	Bev Lewis
2014	Bev Lewis

TEAM CAPTAINS

2003	Brooke Lawrence Hannah McLeod Dana McQuillin
2004	Kim Harris Dana McQuillin
2005	Hannah McLeod Dana McQuillin
2006	Cassie Drew Mallory Machnik Dana McQuillin
2014	Shelby Salmon Bailee Zumwalde

UA OVERALL ATHLETE OF THE YEAR

(Presented at the Annual Razorback Red Tie Dinner)

2009	Casey Jo Magee Michelle Stout
2014	Katherine Grable

SEC COMMUNITY SERVICE SCHOLARSHIP

2006	Hannah McLeod
------	---------------

NCAA LEADERSHIP CONFERENCE PARTICIPANT

2006	Hannah McLeod
2008	Michelle Stout

BRANDON BURLSWORTH SCHOLAR-ATHLETE AWARD

2006	Katie Hardman
2008	Emily Peacock

H. BOYD MCWHORTER SCHOLAR-ATHLETE FINALIST

2006	Hannah McLeod
2008	Emily Peacock

Honors and Awards

In 2011, Arkansas became the first gymnastics program in the Southeastern Conference to be recognized by the NCAA as one of the top performing programs in the nation by receiving a public recognition award for its standing among the top 10 percent in the nation in multi-year Academic Progress Rate (APR). The Razorbacks were a repeat honoree in 2012.

"We had a very successful season in the gym and in the classroom," co-head coach René Lyst, who completed her doctorate in education in 2011, says. "To make the Super Six and have our second straight public recognition from the NCAA for our multi-year APR gives us a lot of pride in our team and our program. Our goals are to have our student-athletes reach their potential in the gym and in the classroom."

Arkansas produced eight All-America honors in the gym in 2012 while earning five Scholastic All-America honors from the National Association for Collegiate Gymnastics Coaches for Women. Arkansas has placed at least four on the national list every year the program has existed.

Razorbacks on the list for 2012 are Kelci Lewis and Amanda Siebert, Bailee Zumwalde, and graduated seniors Jaime Pisani and Genny Salvatore. Pisani and Salvatore tied for the best mark in the nation with perfect 4.0 grade point averages for the year.

SEC ACADEMIC HONOR ROLL

2004

Melissa Leigh, Audra Loveless, Hannah McLeod, Dana McQuillin

2005

Rachel Barnett, Cassie Drew, Katie Hardman, Melissa Leigh, Audra Loveless, Hannah McLeod, Dana McQuillin, Kathy Thompson

2006

Rachel Barnett, Cassie Drew, Melissa Leigh, Audra Loveless, Hannah McLeod, Dana McQuillin, Emily Peacock

2007

Rachel Barnett, Samantha Cortez, Cassie Drew, Alex LaChance, Emily Peacock

2008

Samantha Cortez, Allison Daniels, Amy DeFilippo, Alex LaChance, Casey Jo Magee, Sarah Nagashima, Emily Peacock, Michelle Stout, Ashly McPherson

2009

Stacy Bartlett, Amy DeFilippo, Alex LaChance, Molly Lewis, Casey Jo Magee, Sarah Nagashima, Michelle Stout

2010

Stacy Bartlett, Amy DeFilippo, Molly Lewis, Casey Jo Magee, Sarah Nagashima, Jaime Pisani, Genny Salvatore

2011

Stacy Bartlett, Natalie Bohonsky, Kelci Lewis, Jaime Pisani, Genny Salvatore, Amanda Siebert, Michelle Stout

2012

Mariah Howdeshell, Kelci Lewis, Jaime Pisani, Shelby Salmon, Jordan Salsberg, Genny Salvatore, Amanda Siebert, Scarlett Williams, Bailee Zumwalde

2013

Amy Borsellino, Stepha Canizaro, Kelci Lewis, Scarlett Williams, Bailee Zumwalde, Shelby Salmon

2014

Stephani Canizaro, Sydnie Dillard, Heather Elswick, Erin Freier, Shelby Salmon, Scarlett Williams, Bailee Zumwalde

2015

Stephani Canizaro, Sydnie Dillard, Cailee Ellsworth, Heather Elswick, Erin Freier, Samantha Nelson, Amanda Wellick

NCAA POST-GRADUATE SCHOLARSHIPS

2012

Jaime Pisani: NCAA Winter Sports, NCAA Ethnic Minority & Women's Enchancement

SEC ACADEMIC ALL-FRESHMAN TEAM

2004

Rachel Barnett, Cassie Drew, Kathy Thompson

2005

Samantha Cortez, Emily Peacock

2006

Alex LaChance

2007

Allison Daniels, Casey Jo Magee, Ashly McPherson, Sarah Nagashima, Michelle Stout

2008

Stacy Bartlett, Molly Lewis

2009

Jaime Pisani, Genny Salvatore

2010

Kelci Lewis, Amanda Siebert

2011

Bailee Zumwalde

2012

Stephani Canizaro, Sammy Kolbas

2013

Sydnie Dillard, Heather Elswick

2014

Samantha Nelson, Paris Ryder, Amanda Wellick

SEC SCHOLAR-ATHLETE OF THE YEAR

2011

Michelle Stout



NACGC/W ACADEMIC HONORS

NACGC/W SCHOLAR-ATHLETES

2003

Whitney Cashwell, Valerie Conroy, Brooke Lawrence, Kim Harris, Audra Loveless, Hannah McLeod, Dana McQuillin, Kylee Small

2004

Jamie Burnette, Valerie Conroy, Kim Harris, Brooke Lawrence, Melissa Leigh, Audra Loveless, Hannah McLeod, Dana McQuillin, Kathy Thompson

2005

Whitney Cashwell, Katie Hardman, Kim Harris, Brooke Lawrence, Melissa Leigh, Audra Loveless, Hannah McLeod, Dana McQuillin, Emily Peacock

2006

Rachel Barnett, Whitney Cashwell, Kim Harris, Alex LaChance, Brooke Lawrence, Audra Loveless, Hannah McLeod, Dana McQuillin, Emily Peacock

2007

Rachel Barnett, Allison Daniels, Alex LaChance, Emily Peacock, Michelle Stout

2008

Allison Daniels, Samantha Cortez, Emily Peacock, Alex LaChance

2009

Stacy Bartlett, Amy DeFilippo, Sarah Nagashima, Jaime Pisani, Genny Salvatore

2010

Natalie Bohonsky, Amy DeFilippo, Kelci Lewis, Casey Jo Magee, Sarah Nagashima, Genny Salvatore

2011

Stacy Bartlett, Natalie Bohonsky, Kelci Lewis, Jaime Pisani, Genny Salvatore, Michelle Stout, Bailee Zumwalde

2012

Kelci Lewis, Jaime Pisani, Genny Salvatore, Amanda Siebert, Bailee Zumwalde

2013

Sydney Dillard, Samantha Kolbas, Kelci Lewis, Bailee Zumwalde

2014

Emily Bates, Sydney Dillard, Cailee Ellsworth, Samantha Nelson, Paris Ryder, Bailee Zumwalde

2015

ARKANSAS' YEAR-BY-YEAR SCHOLAR-ATHLETE HONORS

Year	Scholar-Athletes	SEC Honor Roll
2003	8	NA
2004	9	7
2005	9	10
2006	9	8
2007	5	10
2008	4	11
2009	5	9
2010	6	9
2011	7	8
2012	5	11
2013	4	8
2014	6	7
2015		7

ARKANSAS ALL-TIME GPA

Year	GPA	Rank
2003	3.43	14th
2004	3.48	10th
2005	3.51	7th
2006	3.30	26th
2007	3.36	21st
2008	3.3008	31st
2009	3.43	16th
2010	3.4369	16th
2011	3.281	N/A
2012	3.2692	27th
2013	3.1550	53rd
2014	3.2750	45th
2015		

ARKANSAS ACADEMIC HONORS

Each semester, the University of Arkansas Athletics Department recognizes its student-athletes' success in the classroom with selection to a department honor roll. The Athletics Department honors student-athletes who earn a perfect 4.0 grade point average as Academic Champions. Student-athletes with grade points ranging from 3.50–3.99 earn Athletic Directors List honors and those with grades in the 3.00–3.49 range are honored on the Honor Roll. Here's a look at the Razorbacks' all-time selections.

ACADEMIC CHAMPION (4.00 GPA)

Fall 2002	Whitney Cashwell, Dana McQuillin
Spring 2003	Valerie Conroy, Kim Harris, Audra Loveless, Hannah McLeod
Fall 2003	Valerie Conroy, Kim Harris, Audra Loveless, Hannah McLeod
Spring 2004	Melissa Leigh
Fall 2004	Katie Hardman, Kim Harris, Audra Loveless, Hannah McLeod
Spring 2005	Audra Loveless
Fall 2005	Audra Loveless, Alex LaChance
Spring 2006	Rachel Barnett, Audra Loveless, Dana McQuillin
Fall 2006	Rachel Barnett, Allison Daniels, Alex LaChance
Spring 2007	Rachel Barnett, Allison Daniels
Fall 2007	Samantha Cortez, Allison Daniels, Molly Lewis
Spring 2008	Allison Daniels
Fall 2008	Genny Salvatore
Spring 2009	Genny Salvatore
Fall 2009	Stacy Bartlett, Amy DeFilippo, Kelci Lewis, Sarah Nagashima, Genny Salvatore
Spring 2010	Natalie Bohonsky, Amy DeFilippo, Kelci Lewis
Fall 2010	Stacy Bartlett, Genny Salvatore, Michelle Stout
Spring 2011	Jaime Pisani, Genny Salvatore, Amanda Siebert, Bailee Zumwalde
Fall 2011	Jaime Pisani, Genny Salvatore
Spring 2012	Jaime Pisani, Genny Salvatore
Fall 2012	Amy Borsellino
Spring 2013	Samantha Kolbas, Bailee Zumwalde
Fall 2013	Paris Ryder
Spring 2014	Stephani Canizaro, Bailee Zumwalde
Fall 2014	Stephani Canizaro, Sydnie Dillard, Cailee Ellsworth, Erin Freier, Paris Ryder
Spring 2015	

ATHLETIC DIRECTOR'S LIST (3.50–3.99 GPA)

Fall 2002	Valerie Conroy, Kim Harris, Brooke Lawrence, Hannah McLeod, Kylee Small
Spring 2003	Brooke Lawrence, Dana McQuillin, Kylee Small
Fall 2003	Brooke Lawrence, Dana McQuillin, Kylee Small
Spring 2004	Rachel Barnett, Jamie Burnette, Kim Harris, Audra Loveless, Hannah McLeod, Dana McQuillin
Fall 2004	Emily Peacock
Spring 2005	Katie Hardman, Kim Harris, Melissa Leigh, Dana McQuillin, Emily Peacock
Fall 2005	Rachel Barnett, Cassie Drew, Hannah McLeod, Dana McQuillin
Spring 2006	Alex LaChance, Hannah McLeod, Emily Peacock
Fall 2006	Emily Peacock
Spring 2007	Alex LaChance, Emily Peacock
Spring 2008	Stacy Bartlett, Samantha Cortez, Casey Jo Magee, Sarah Nagashima, Emily Peacock
Fall 2008	Stacy Bartlett, Amy DeFilippo, Molly Lewis, Casey Jo Magee, Jaime Pisani
Spring 2009	Amy DeFilippo, Alexandra LaChance, Sarah Nagashima, Jaime Pisani
Fall 2009	Jaime Pisani
Spring 2010	Casey Jo Magee, Genny Salvatore, Amanda Siebert
Fall 2010	Natalie Bohonsky, Kelci Lewis, Jaime Pisani
Spring 2011	Stacy Bartlett, Kelci Lewis, Michelle Stout
Fall 2011	Mariah Howdeshell, Shelby Salmon, Amanda Siebert, Bailee Zumwalde
Spring 2012	Kelci Lewis, Amanda Siebert, Bailee Zumwalde
Fall 2012	Sydnie Dillard, Sammy Kolbas, Kelci Lewis, Amanda Siebert, Bailee Zumwalde
Spring 2013	Sydnie Dillard, Heather Elswick, Kelci Lewis
Fall 2013	Emily Bates, Erin Freier, Samantha Kolbas, Shelby Salmon, Amanda Wellick, Bailee Zumwalde

Spring 2014	Sydnie Dillard, Heather Elswick, Cailee Ellsworth, Samantha Nelson, Paris Ryder
Fall 2014	Mia Bargiacchi, Heather Elswick, Paige Zaziski
Spring 2015	

HONOR ROLL (3.00–3.49 GPA)

Fall 2002	Audra Loveless
Spring 2003	Whitney Cashwell, Melissa Leigh
Fall 2003	Whitney Cashwell, Melissa Leigh
Spring 2004	Cassie Drew, Kim Harris
Fall 2004	Rachel Barnett, Samantha Cortez, Cassie Drew, Dana McQuillin, Kathy Thompson
Spring 2005	Rachel Barnett, Samantha Cortez, Cassie Drew, Kathy Thompson
Fall 2005	Katie Hardman, Kelley Owen, Allison Schmohl
Spring 2006	Samantha Cortez, Breanne Guy, Katie Hardman, Melissa Leigh
Fall 2006	Samantha Cortez, Cassie Drew, Sarah Nagashima, Michelle Stout
Spring 2007	Samantha Cortez, Amy DeFilippo, Cassie Drew, Ashly McPherson, Casey Jo Magee, Sarah Nagashima, Michelle Stout
Fall 2007	Stacy Bartlett, Amy DeFilippo, Casey Jo Magee, Kathryn Mashino, Sarah Nagashima, Emily Peacock, Michelle Stout
Spring 2008	Amy DeFilippo, Alex LaChance, Ashly McPherson, Kathryn Mashino, Michelle Stout
Fall 2008	Michelle Stout, Sarah Nagashima
Spring 2009	Stacy Bartlett, Casey Jo Magee, Michelle Stout, Alyssa Strodel
Fall 2009	Amy Borsellino, Molly Lewis, Casey Jo Magee, Amanda Siebert, Michelle Stout
Spring 2010	Stacy Bartlett, Molly Lewis, Sarah Nagashima, Jaime Pisani, Michelle Stout
Fall 2010	Amy Borsellino, Mariah Howdeshell, Shelby Salmon, Bailee Zumwalde
Spring 2011	Natalie Bohonsky, Katherine Grable, Jordan Salsberg
Fall 2011	Stephani Canizaro, Sammy Kolbas, Kelci Lewis, Scarlett Williams
Spring 2012	Amy Borsellino, Stephani Canizaro, Mariah Howdeshell, Sammy Kolbas, Shelby Salmon, Scarlett Williams
Fall 2012	Stephani Canizaro, Heather Elswick, Erin Freier, Scarlett Williams
Spring 2013	Shelby Salmon, Jordan Salsberg, Scarlett Williams
Fall 2013	Stephani Canizaro, Sydnie Dillard, Cailee Ellsworth, Heather Elswick, Samantha Nelson, Scarlett Williams
Spring 2014	Emily Bates, Erin Freier, Shelby Salmon, Amanda Wellick
Fall 2014	Samantha Nelson, Braie Speed, Amanda Wellick, Kathleen York
Spring 2015	

PROGRAM AWARDS

ARKANSAS SCHOLAR-ATHLETE OF THE YEAR

Annual award given to the team member with the highest grade point average for the year

2003	Whitney Cashwell, Valerie Conroy Kim Harris, Brooke Lawrence Hannah McLeod, Dana McQuillin Kylee Small
2004	Valerie Conroy
2005	Melissa Leigh
2006	Audra Loveless
2007	Rachel Barnett, Allison Daniels
2008	Allison Daniels, Molly Lewis
2009	Stacy Bartlett
2010	Genny Salvatore
2011	Genny Salvatore, Kelci Lewis
2012	Genny Salvatore
2013	Kelci Lewis
2014	Paris Ryder
2015	Paris Ryder

DANA MCQUILLIN COACHES AWARD

Annual award given to the team member who represents the team above and beyond normal expectations

2003	Dana McQuillin
2004	Dana McQuillin
2005	Katie Hardman
2006	Dana McQuillin
2007	Alexandra LaChance
2008	Amy DeFilippo, Michelle Stout
2009	Sarah Nagashima
2010	Kelci Lewis
2011	Jordan Salsberg
2012	Amy Borsellino
2013	Sydney Dillard
2014	Samantha Nelson

KATIE HARDMAN GYM'BACK PRIDE AWARD

Created in 2006 for gymnast who displays great pride in the program and the Gym'Back experience

2006	Katie Hardman
2007	Cassie Drew
2009	Amy DeFilippo
2010	Amy DeFilippo Sarah Nagashima
2011	Stacy Bartlett
2012	Scarlett Williams
2013	Shelby Salmon
2014	Shelby Salmon
2015	Braie Speed

MOST CONSISTENT PERFORMER

2005	Emily Peacock
2014	Sydney Dillard
2015	Sydney Dillard

MOST IMPROVED GYMNAST

Annual award for most improved gymnast for the season

2003	Brooke Lawrence
2004	Cassie Drew
2005	Rachel Barnett
2006	Alexandra LaChance
2007	Casey Jo Magee
2008	Sarah Nagashima
2010	Mariah Howdeshell
2011	Jordan Salsberg
2012	Jordan Salsberg
2013	Kelci Lewis
2015	Heather Elswick

MOST OUTSTANDING GYMNAST

Annual award for most outstanding gymnast of the season

2004	Dana McQuillin
2005	Dana McQuillin
2006	Emily Peacock
2007	Emily Peacock
2008	Casey Jo Magee
2009	Casey Jo Magee Michelle Stout
2010	Casey Jo Magee Jaime Pisani
2011	Jaime Pisani
2012	Katherine Grable Jaime Pisani
2013	Katherine Grable
2014	Katherine Grable
2015	Amanda Wellick

JAIME PISANI IRON GYM'BACK AWARD

Created in 2012 in honor of those who compete in all four events in every meet of their career

2012	Jaime Pisani
------	--------------

SAMANTHA CORTEZ LEADERSHIP AWARD

Awarded to the Razorback who exemplifies leadership both in and out of the gym

2008	Samantha Cortez
2010	Amy DeFilippo Casey Jo Magee Sarah Nagashima
2012	Jaime Pisani

BAILEE ZUMWALDE SPIRIT AWARD

2005	Mallory Machnik
2009	Molly Lewis
2011	Bailee Zumwalde
2012	Bailee Zumwalde
2013	Bailee Zumwalde
2014	Bailee Zumwalde

GENNY SALVATORE SHINING SPIRIT AWARD

Created in 2012 in honor of those who inspire their teammates

2012	Genny Salvatore
------	-----------------

MOST OUTSTANDING NEWCOMER

(Created in 2009)

2009	Jaime Pisani
2011	Katherine Grable
2013	Sydney Dillard
2014	Amanda Wellick
2015	Paige Zaziski

ASHLEY BINNS/VALERIE CONROY SERVICE AWARD

Created in 2006 for gymnast or team member who demonstrates service to her team and teammates

2006	Valerie Conroy
2007	Ashley Binns
2010	Ashley Binns
2014	Amanda Schoenbaum

ALL-TIME LETTERWINNERS

B

Bargiacchi, Mia ----- 2015-Pres.
Barnett, Rachel ----- 2004-07
Bartlett, Stacy ----- 2008-11
Bates, Emily ----- 2014
Berry, Tiffany ----- 2003
Bohonsky, Natalie ----- 2010-11
Borsellino, Amy ----- 2010-13
Burnette, Jamie ----- 2004-05

C

Canizaro, Stephani ----- 2012-Pres.
Cashwell, Whitney ----- 2003
Conroy, Valerie ----- 2003
Cortez, Samantha ----- 2005-08

D

Daniels, Allison ----- 2007-08
DeFilippo, Amy ----- 2007-10
Dillard, Sydnie ----- 2013-Pres.
Drew, Cassie ----- 2004-07

E

Elswick, Heather ----- 2013-Pres.
Ellsworth, Cailee ----- 2014-15

F

Freier, Erin ----- 2013-pres.

G

Grable, Katherine ----- 2011-14
Guy, Breanne ----- 2006-07
Glover, Keara ----- 2013-Pres.

H

Hardman, Katie ----- 2003-06
Harris, Kim ----- 2003-05
Howdeshell, Mariah ----- 2009-12

K

Kolbas, Sammy ----- 2012-2015

L

LaChance, Alex ----- 2006-09
Lawrence, Brooke ----- 2003
Leigh, Melissa ----- 2003-06
Lewis, Kelci ----- 2010-13
Lewis, Molly ----- 2008-09
Loveless, Audra ----- 2003-06

M

MacMoyle, Leah ----- 2015-Pres.
McLeod, Hannah ----- 2003-06
McPherson, Ashly ----- 2007-08
McQuillin, Dana ----- 2003-06
Machnik, Mallory ----- 2005-07
Magee, Casey Jo ----- 2007-10
Maschino, Kathryn ----- 2008

N

Nagashima, Sarah ----- 2007-10
Nelson, Samantha ----- 2014-Pres.

O

Owen, Kelley ----- 2006

P

Peacock, Emily ----- 2005-08
Pisani, Jaime ----- 2009-12

R

Ryder, Paris ----- 2014-pres.

S

Salmon, Shelby ----- 2011-14
Salsberg, Jordan ----- 2011-13
Salvatore, Genevieve ----- 2009-12
Schmohl, Allison ----- 2006
Siebert, Amanda ----- 2010-12
Small, Kylee ----- 2003
Speed, Braie ----- 2015-Pres.
Stout, Michelle ----- 2007-11
Strodel, Alyssa ----- 2009

T

Thompson, Kathy ----- 2004-05

W

Williams, Scarlett ----- 2011-pres.
Wellick, Amanda ----- 2014-pres.

Y

York, Kathleen ----- 2015

Z

Zaziski, Paige ----- 2015-Pres.
Zumwalde, Bailee ----- 2011-14

GYMNASTS BY STATE

ARKANSAS (3)

McPherson, Ashly (Springdale)
Owen, Kelley (Pine Bluff)
Siebert, Amanda (Springdale)

CALIFORNIA (2)

DeFilippo, Amy (Torrance)
Bates, Emily (Visalia)

FLORIDA (6)

Berry, Tiffany (Ocoee)
Burnette, Jamie (New Port Richey)
Guy, Breanne (Bradenton)
Leigh, Melissa (Orlando)
McLeod, Hannah (Orlando)
Small, Kylee (Gainesville)

ILLINOIS (2)

Kolbas, Sammy (Naperville)
Wellick, Amanda (Wheaton)

INDIANA (1)

Salmon, Shelby (Noblesville)

KANSAS (1)

Salvatore, Genevieve (Lawrence)

LOUISIANA (2)

Machnik, Mallory (Monroe)
Williams, Scarlett (Baton Rouge)

MARYLAND (1)

Harris, Kim (Potomac)

MASSACHUSETTS (1)

Nelson, Samantha (Peabody)

MICHIGAN (2)

Freier, Erin (Westland)
Zaziski, Paige (Chesterfield Township)

MINNESOTA (1)

Zumwalde, Bailee (St. Cloud)

MISSISSIPPI (2)

Canizaro, Stephani (Nesbit)
Salsberg, Jordan (Gulfport)

NEW JERSEY (5)

Cortez, Samantha (Verona)
Borsellino, Amy (Boonton)
MacMoyle, Leah (Hope)
McQuillin, Dana (West Orange)
Pisani, Jaime (Ringwood)

NEW YORK (3)

LaChance, Alexandra (New Windsor)
Ryder, Paris (Dix Hills)
Stout, Michelle (Endwell)

NORTH CAROLINA (1)

Drew, Cassie (Raleigh)

OKLAHOMA (6)

Barnett, Rachel (Oklahoma City)
Lewis, Kelci (Collinsville)
Loveless, Audra (Bridge Creek)
Glover, Keara (Oklahoma City)
Barnett, Rachel (Oklahoma City)
Maschino, Kathryn (Edmond)

OREGON (2)

Bartlett, Stacy (Tualatin)
Magee, Casey Jo (Eugene)

TENNESSEE (1)

Bargiacchi, Mia (Germantown)

TEXAS (15)

Bohonsky, Natalie (Plano)
Conroy, Valerie (Plano)
Daniels, Allison (Kingwood)
Dillard, Sydnie (Fairview)
Ellsworth, Cailee (Allen)
Elswick, Heather (Austin)
Hardman, Katie (Buda)
Howdeshell, Mariah (Sachse)
Lawrence, Brooke (Odessa)
Lewis, Molly (Plano)
Peacock, Emily (San Antonio)
Schmohl, Allison (Allen)
Speed, Braie (San Antonio)
Thompson, Kathy (Houston)
York, Kathleen (Prosper)

VIRGINIA (1)

Cashwell, Whitney (Virginia Beach)

WASHINGTON (2)

Nagashima, Sarah (Seattle)
Strodel, Alyssa (Carnation)

WISCONSIN (1)

Grable, Katherine (Oshkosh)

BARNHILL RECORDS

VAULT

	Opponent	Date	Score
1.	No. 12 Auburn	1/31/2014	49.450
	No. 3 Georgia	2/20/2009	
3.	No. 2 Florida	2/6/2015	49.425
	No. 4 Alabama	2/22/2013	
5.	No. 25 LSU	1/20/2012	49.400
6.	No. 9 Nebraska	2/24/2012	49.375
7.	No. 5 Oklahoma	2/5/2012	49.350
	No. 18 Minnesota	3/6/2009	
9.	No. 1 Florida	1/23/2009	49.325
10.	No. 9 Oklahoma	3/15/2008	49.300
	No. 16 Auburn	2/5/2010	

UNEVEN BARS

	Opponent	Date	Score
1.	No. 25 LSU	1/20/2012	49.450
2.	No. 18 Minnesota	3/2/2012	49.375
	Fayetteville Regional	4/5/2014	49.375
4.	No. 13 Auburn	2/3/2012	49.350
5.	Gym'Back Inv.	3/5/2004	49.300
6.	No. 23 Kentucky	1/13/2012	49.275
	Pittsburgh	3/12/2010	49.275
8.	No. 16 Auburn	2/5/2010	49.250
9.	NCAA Regional	4/7/2012	49.225
	Tri Meet	1/10/14	49.225

BALANCE BEAM

	Opponent	Date	Score
1.	No. 11 Arizona	3/12/2004	49.375
2.	No. 16 Auburn	2/5/2010	49.350
3.	No. 3 Alabama*	2/27/2004	49.300
4.	Gym'Back Quad	3/19/2005	49.275
	Kentucky	2/21/2014	49.275
6.	No. 10 Missouri	2/13/2004	49.250
7.	Arkansas Quad 2	3/23/2007	49.225
	No. 13 Auburn	2/3/2012	49.225
	No. 12 Auburn	1/31/2014	49.200
10.	NCAA Regional	4/7/2012	49.175
	No. 14 LSU	2/6/2004	49.175
	Tri-Meet	1/10/14	49.175

ARKANSAS' TOP BARNHILL SCORES

	OPPONENT	DATE	TOTAL
1.	No. 25 LSU	1/20/2012	197.225
2.	No. 4 Alabama	2/22/2013	197.100
3.	No. 16 Auburn	2/5/2010	197.025
4.	Pittsburgh	3/12/2010	196.875
5.	NCAA Regional	4/7/2012	196.825
6.	No. 13 Auburn	2/3/2012	196.800
7.	No. 12 Kentucky	1/29/2010	196.750
8.	No. 3 Georgia	2/20/2009	196.725
9.	No. 1 Florida	2/25/2011	196.700
10.	No. 23 Kentucky	1/13/2012	196.650
	Arkansas Tri-Meet	2/13/2015	

FLOOR EXERCISE

	Opponent	Date	Score
1.	No. 6 Alabama	1/16/2015	49.600
2.	Gym'Back Inv.	3/5/2004	49.525
3.	Kentucky	2/21/2014	49.450
4.	No. 25 LSU	1/20/2012	49.425
	No. 14 LSU	2/6/2004	
6.	Auburn	1/23/2004	
7.	No. 23 Kentucky	1/13/2012	49.400
	Washington	3/12/2006	
9.	Pittsburgh	3/12/2010	49.375
	No. 1 Florida	1/23/2009	

INDIVIDUAL RECORDS

Vault

Amanda Wellick	Arkansas Tri-Meet	2/13/2015	9.950
Heather Elswick	No. 6 Alabama	1/16/2015	
Katherine Grable	No. 4 Alabama	2/22/2013	

Bars

Paige Zaziski	No. 8 UCLA	3/13/2015	9.950
Jaime Pisani	No. 25 LSU	1/20/2012	

Beam

Casey Jo Magee	No. 2 Oklahoma	3/19/2010	9.950
----------------	----------------	-----------	-------

Floor

Jaime Pisani	No. 13 Auburn	2/3/2012	9.975
Katherine Grable	No. 2 Oklahoma	3/14/2014	

All-Around

Jaime Pisani	No. 13 Auburn	2/3/2012	39.725
Katherine Grable	Kentucky	2/21/2014	

BARNHILL ATTENDANCE TOP 10

	Attendance	Opponent	Date
1.	5,537	No. 25 LSU	1/20/12
2.	5,525	No. 4 Alabama	1/24/03
3.	5,427	No. 5 Florida	2/17/03
4.	5,278	No. 1 Florida	2/1/13
5.	5,187	No. 14 LSU	2/6/04
6.	4,893	Gym'Back Inv.	3/5/04
7.	4,732	No. 4 Georgia	2/21/03
8.	4,654	No. 2 Florida	2/6/15
9.	4,617	Alabama	2/25/05
10.	4,430	No. 4 Florida	2/18/05

NATIONAL ATTENDANCE AVERAGE RANKINGS

2003)	No. 4	4,739	2013)	No. 10	3,440
2004)	No. 4	4,401	2014)	No. 9	3,235
2005)	No. 6	3,414	2015)	No. 11	2,930
2006)	No. 11	2,474			
2007)	No. 12	2,318			
2008)	No. 15	2,190			
2009)	No. 10	2,587			
2010)	No. 11	2,505			
2011)	No. 11	2,384			
2012)	No. 8	3,081			