



# ARKANSAS RAZORBACKS

GAME  
NOTES

1 National Championship • 6 Final Four Appearances • 10 Sweet 16 Appearances • 31 NCAA Tournament bids

## 2015-16 SCHEDULE

Overall: 5-5 | SEC: 0-0 | H: 5-2 | A: 0-1 | N: 0-2

### NOVEMBER (2-3)

13	Southern University	SEC Network+	W, 86-68
18	Akron	SEC Network+	L, 88-80
20	Charleston Southern	SEC Network+	W, 93-75
26	vs. Georgia Tech!	ESPNU	L, 83-73
27	vs. Stanford!	ESPNU	L, 69-66

### DECEMBER (3-2)

1	Northwestern State	SEC Network +	W, 117-78
4	at Wake Forest	ESPN3	L, 88-85
8	Evansville	SEC Network	W, 89-76
12	Tennessee Tech	SEC Network	W, 83-57
19	vs. Mercer%		L, 69-66 (OT)
22	North Florida	SEC Network+	7 p.m.
30	at Dayton	CBS Sports Net.	7 p.m.

### JANUARY

2	at Texas A&M*	SEC Network	3:30 p.m.
5	Vanderbilt*	SEC Network	8 p.m.
9	Mississippi State*	SEC Network	2:30 p.m.
12	at Missouri*	SEC Network	8 p.m.
16	at LSU*	SEC Network	7:30 p.m.
21	Kentucky*	ESPN/2	6 p.m.
23	at Georgia	SEC Network	5 p.m.
27	Texas A&M*	ESPN2/U	6/6:30 p.m.
30	Texas Tech^	ESPNU	3 p.m.

### FEBRUARY

3	at Florida*	SEC Network	6 p.m.
6	Tennessee*	SEC Network	7 p.m.
9	at Mississippi State*	SEC Network	8 p.m.
13	at Ole Miss*	ESPNU	1 p.m.
17	Auburn*	SEC Network	6 p.m.
20	Missouri*	SEC Network	6:30 p.m.
23	LSU*	ESPN/U/SECN	6 p.m.
27	at Tennessee*	SEC Network	6:30 p.m.

### MARCH

2	at Alabama*	SEC Network	8 p.m.
5	South Carolina*	SEC Network	4 p.m.
9-13	at SEC Tournament	Nashville, Tenn.	

All times Central and subject to change  
 # Exhibition Game  
 ! NIT Season Tipoff (Brooklyn, N.Y.)  
 % at Verizon Arena (North Little Rock, Ark.)  
 ^ Big12/SEC Challenge  
 \* SEC Game

## THE MATCHUP

### ARKANSAS RAZORBACKS (5-5)

Head Coach: Mike Anderson (Tulsa '82)  
 Record at Arkansas: 91-53 (5th Season)  
 Overall Record: 291-151 (14th Season)



VS



### NORTH FLORIDA OSPREYS (10-4)

Head Coach: Matthew Driscoll (Slippery Rock '92)  
 Record at UNF: 106-104 (7th Season)  
 Overall Record: 132-181 (10th Season)

## THE #FASTEST40 FACTS

- Dusty Hannahs, Anthon Bell and Moses Kingsley is the only trio in the country to score double figures in all 10 games this season.

- Arkansas has never played North Florida, but is 4-0 all-time against current teams in the Atlantic Sun Conference. Arkansas last played an A-Sun school on November 11, 2011, defeating USC Upstate 83-63 in Mike Anderson's first game as head coach of the Razorbacks.

- Arkansas has won 29 of its last 30 non-conference games in BWA, including an astounding 44-1 mark under Anderson against unranked non-SEC teams.

- Jabril Durham is one of four players in the country with four double-digit assist games this season. He has four of the seven double-digit assist performances in the SEC this year and ranks No. 4 in the nation with 7.8 assists per game.

- Arkansas' last four opponents have entered the game with a combined record of 32-9.

VVVVV

(Evansville: 7-1, Tennessee Tech: 7-2, Mercer: 8-2, North Florida: 10-4)

### Arkansas Rankings in the SEC

• Turnover Margin	1st
• Assist/Turnover Ratio	1st
• 3-Point Field Goal Percentage	1st
• Free Throw Percentage	2nd
• Steals	2nd
• Assists	2nd

## GAMEDAY INFORMATION

DATE: Tuesday, Dec. 22, 2015 | 7:00 p.m. CT  
 LOCATION: Bud Walton Arena (Fayetteville, Ark.)  
 TV: SEC Network + | WatchESPN  
 TALENT: Alex Perlman (PXP), Simeon Hinsey (Analyst)  
 RADIO: Razorback/IMG Sports Network  
 TALENT: Chuck Barrett (PXP), Scotty Thurman (Analyst)  
 STATS: ArkansasRazorbacks.com (StatBroadcast)  
 SOCIAL: @RazorbackMBB | #Fastest40 | #WeHogs  
 SERIES RECORD: First Meeting  
 UP NEXT: at Dayton - Wednesday, Dec. 30 at 7p.m.

## DOUBLE-DOWN

- Moses Kingsley is one of 29 players in the country averaging a double-double and one of 16 individuals averaging a double-double with 15-plus points per game this season.
- After one double-double in his first two years, Kingsley has six in the first 10 games of the year, including a career-high 14 rebounds last Saturday against Mercer.



## ARKANSAS PROJECTED STARTING LINEUP

### POINTS

6.6  
**BOARDS**  
 4.4  
**DIMES**  
 7.8  
**STEALS**  
 2.2



JABRILDURHAM  
 #4 | SR | G | 6-1 | 185  
 @Humble\_Hog4 | #JaBrilliant

### POINTS

16.8  
**BOARDS**  
 2.1  
**FG%**  
 .476  
**3FG**  
 31-67



ANTHONBELL  
 #5 | SR | G | 6-3 | 185  
 @\_Anthill | #NylonBell

### POINTS

8.7  
**BOARDS**  
 2.2  
**FG%**  
 .382  
**DIMES**  
 2.1



JIMMYWHITT  
 #24 | FR | G | 6-4 | 173  
 @JimmyWhitt33 | #JimmyBuckets

### POINTS

15.5  
**BOARDS**  
 10.3  
**FG%**  
 .535  
**BLOCKS**  
 26



MOSEKINGSLEY  
 #33 | JR | F | 6-10 | 230  
 @KingMoses\_ | #MoKnows




### POINTS

4.4  
**BOARDS**  
 3.2  
**FT%**  
 .556  
**FG**  
 17-47



KEATONMILES  
 #55 | SR | F | 6-7 | 212  
 @KeatonMiles

#FASTEST40



## QUICK FACTS

### About Arkansas

Location.....	Fayetteville, Ark.
Enrollment.....	26,300
Founded.....	1871
Colors.....	Cardinal (PMS 201) and White
Nickname.....	Razorbacks
Conference.....	Southeastern (SEC)
Arena (Capacity).....	Bud Walton Arena (19,200)

### Administration

Interim Chancellor.....	Dr. Daniel Ferritor
Chancellor (As of Jan. 1).....	Dr. Joseph E. Steinmetz
System President.....	Dr. Donald R. Bobbitt
Athletic Director.....	Jeff Long
Faculty Representative.....	Dr. Sharon Hunt

### Communications

Associate Communications Director.....	David Beall
Email.....	jdb048@uark.edu
Office Phone.....	479-575-3114
Cell Phone.....	479-445-5336
Twitter.....	@Beall_sid
Secondary Contact.....	Bryan Fyalkowski
Email.....	bffyalko@uark.edu
Office Fax.....	479-575-7481
Athletic Website.....	ArkansasRazorbacks.com
Bud Walton Arena Press Row.....	479-575-6622
Arkansas Ticket Office.....	479-575-5151

### Team Capsule

2014-15 Overall Record.....	27-9
2014-15 SEC Record (Finish).....	13-5 (2nd)
Postseason.....	NCAA, Third Round
Home Record.....	17-2
Road Record.....	7-5
Neutral.....	3-2
Longest 2014-15 Winning Streak.....	7
Last 5 Games.....	3-2
Letterwinners Returning/Lost.....	7/6
Starters Returning/Lost.....	1/4

### History

First Year.....	1923-24
All-Time Record (Years).....	1,610-906 (93rd)
Overall Conference Championships.....	24 (2 SEC, 22 Southwest Conference)
SEC Record (Years).....	204-186 (24)
SEC Overall Championships.....	2 (1992, 1994)
SEC Division Championships.....	4 (1992, 1993, 1994, 1995)
SEC Tournament Record (App.).....	22-23 (24)
SEC Tournament Championships.....	1 (2000)
NCAA Tournament Bids.....	31*
NCAA Tournament Record (App.).....	41-30 (30)
National Championships.....	1 (1994)
National Runner-Up.....	1 (1995)
NCAA Final Fours.....	6 (1941, 1945, 1978, 1990, 1994, 1995)
NCAA Elite Eight.....	6 (1978, 1979, 1990, 1994, 1995)
NCAA Sweet Sixteen.....	10 (1978, 1979, 1981, 1983, 1990, 1991, 1993, 1994, 1995, 1996)
NIT Record (App.).....	5-4 (3)

\* - Arkansas also received a bid in 1944 but was unable to participate due to a car accident. Total number of appearances is 30.

## STARTING FIVE >>

### #4 || Jabril Durham (G)

- Leads the SEC and ranks No. 4 in the country with 7.8 assists per game.
- Has four of the seven double-digit assist performances in the SEC this year.
- Is one of four players in the country with four-plus double-digit assist games this season.
- One of five players in the nation this season to record a game of double-digit points and assists and 5-plus steals.
- Is the only player in the league with multiple double-digit assist games this season.
- Is one of five players in the country with three games of five-plus steals this year.

### #5 || Anthlon Bell (G)

- Leads the SEC with 31 made three-pointers on the season.
- Has 10 straight double-digit scoring efforts to start the year.
- Has three games with five made three-pointers this year.
- Is one of 32 players in the nation with five-plus made treys in three games this season.
- One of four players in school history to lead the team in three-pointers made for three straight years.

### #24 || Jimmy Whitt (G)

- Has five double-digit scoring efforts in his first 10 collegiate games.
- Recorded a career-high four assists against Northwestern State and Tennessee Tech.
- Blocked a career-high two shots against Evansville.
- Played a career-long 30 minutes against Stanford in the NIT Tip-Off.
- Scored a career-high tying 14 points against Stanford.

### #33 || Moses Kingsley (F)

- Has 10 consecutive double-digit scoring games and two 20-point efforts to start the year.
- After one double-double in two years, he has six in 10 games to open the year.
- One of 29 players in the nation averaging a double-double and one of 12 from a power five conference.
- One of five players from a power five conference averaging a double-double with 15-plus points per game.
- Leads SEC with 26 blocks on the season.
- Pulled down a career-best 14 rebounds against Mercer.

### #55 || Keaton Miles (F)

- Scored a career-high tying 11 points against Northwestern State.
- Has made eight consecutive starts and started nine of 10 games this year.
- Made his first career start as a Razorback in the season opener.

## OFF THE PINE >>

### #1 || Trey Thompson (F)

- Missed the Stanford, Northwestern State and Wake Forest games with ankle injury suffered in Georgia Tech game.
- Posted first career double-digit scoring effort against Tennessee Tech.
- Played a career-long 26 minutes against Tennessee Tech.
- Set a career with seven rebounds against Akron.
- Recorded a career-high two blocks against Charleston Southern.

### #3 || Dusty Hannahs (G)

- Has led Arkansas in scoring in six of the last eight games, all coming off the bench.
- Ranks No. 3 in the SEC in three-pointers made (28) and three-point field goal percentage (.470).
- Has a team-high five 20-plus point games.
- Scored a season-high 23 points against Evansville.
- Ranks No. 5 in the SEC in scoring at 17.7 points per game.
- Has started the year 39-for-42 (.929) from the free throw line.
- Ranks No. 1 in the SEC with a .929 free throw percentage.

### #21 || Manuale Watkins (G)

- Has four double-digit scoring games in his career, all coming in the last nine games.
- Has consecutive double-digit scoring efforts two different times this season.
- Tied a career high with 14 points at Wake Forest.
- Went 6-for-7 from the field against the Demon Deacons.

### #31 || Anton Beard (G)

- Reinstated to the program on Nov. 16 following resolutions in the legal and the campus judicial processes.
- Joined team-related activities and practice on Nov. 16.
- Was suspended for the fall semester and the first nine games of the year.
- Scored six points in 18 minutes against Mercer in his return to action.
- Went 2-for-3 from behind the arc against Mercer.
- Named to the SEC All-Freshman team last season after starting the final 16 games of the year.

### #50 || Willy Kouassi (C)

- Recorded season-highs of points (12), rebounds (9) and minutes (18) against Northwestern State.
- Has gone 14-for-18 from the charity stripe in the last seven games.
- Has recorded a block in 52 of his 93 collegiate games.
- Tallied a season-high four blocks in 14 minutes against Evansville.

## 2015-16 TRENDS

### Record Breakdown

At Home (Bud Walton Arena)	5-1
At Home (Verizon Arena)	0-1
On The Road	0-1
Neutral	0-2
White Uniforms	5-2
Cardinal Uniforms	0-3
Anthracite Uniforms	0-0

### Halftime/Leads/Overtime

Leading at the half, home	5-0
Leading at the half, road/neutral	0-1
Tied at the half, home	0-0
Tied at the half, road/neutral	0-0
Trailing at the half, home	0-2
Trailing at the half, road/neutral	0-2
Games decided by 5 points or fewer	0-3
Games decided by 10 points or fewer	0-2
Leading with 5:00 left	5-1
Leading with 2:00 left	5-2
Overtime games	0-1

### Offense

Scoring less than 70 points	0-2
Scoring 70-79 points	0-1
Scoring 80-89 points	3-2
Scoring 90-99 points	1-0
Scoring 100+ points	1-0
2 Players Or Less in Double Figures	0-0
3 Players in Double Figures	0-1
4 Players in Double Figures	3-4
5 Players in Double Figures	1-0
6 Players in Double Figures	0-0
7 Players in Double Figures	1-0
1 Player Scores 20 Points	1-1
2 Players Score 20 Points	3-0
When shooting 50 percent or higher	4-0
When shooting less than 50 percent	1-5

### Rebounding/Turnovers

When outrebounding opponent	4-1
When outrebounded	0-4
When rebounds are even	1-0
When grabbing 10+ offensive reb	3-3
When forcing 15+ turnovers	2-4
When committing less than 15 turnovers	5-5
When committing 15+ turnovers	0-0

### Top Scorers (Includes Ties)

Moses Kingsley	2-2
Anthlon Bell	1-2
Dusty Hannahs	4-2
--	0-0
--	0-0

### Top Rebounders (Includes Ties)

Moses Kingsley	4-5
Trey Thompson	1-0
Jabril Durham	1-0
--	0-0

### Days Of The Week

Monday	0-0
Tuesday	2-0
Wednesday	0-1
Thursday	0-1
Friday	2-2
Saturday	1-1
Sunday	0-0

### Months

In November	2-3
In December	3-2
In January	0-0
In February	0-0
In March	0-0

## WELCOME TO THE #SPLASHZONE >>

• Anthlon Bell (31) and Dusty Hannahs (28) are the No. 1 three-point shooting tandem in the SEC, combining to sink 59 treys through nine games for 5.9 makes per contest.

• Arkansas has had a player make five-plus three-pointers in five of 10 games this season after doing so just twice all of last year and taking the previous 41 games to accomplish the feat.

• The Razorbacks went 9-for-13 (.692) from long range against Evansville on Dec. 8, marking the best three-point field percentage in school history for a single game with eight-plus attempts.

• Arkansas has made at least five three-pointers in all 10 games this season.

• The Razorbacks have made at least four three-pointers in 53 of the last 58 games dating back to the 2013-14 season.

• Arkansas has made at least one three-pointer in 884 consecutive games dating back to a 0-for-2 performance against Texas on Jan. 7, 1989.

• Hannahs ranks No. 3 in the SEC with a .475 three-point field goal percentage, making 28 of 59 attempts from behind the arc.

• Hannahs is one of four players in school history to make five-plus three-pointers in a game without a miss when he went 5-for-5 against Charleston Southern.

• Bell went 5-for-5 from long range against Stanford in a span of six minutes and 34 seconds, taking Arkansas from a two-point deficit to a 19-point lead.

• After leading Arkansas in three-point shooting each of the last three years, Bell is attempting to join Pat Bradley (1995-99) as the only players in program history to lead Arkansas in three-pointers made for four consecutive seasons.



## HELP YOURSELF >>

• There have been seven double-digit assist performances in the SEC this year, and Jabril Durham is responsible for four of them. He ranks No. 4 in the country with 7.8 assists per game and is the only conference player with multiple double-digit assist games this season.

## SEC DOUBLE-DIGIT ASSIST PERFORMANCES >>

Player	Team	Opponent	Dimes
Jabril Durham	ARK	Charleston Southern	11
I.J. Ready	MSU	Missouri State	11
Jabril Durham	ARK	Southern University	10
Jabril Durham	ARK	Northwestern State	10
Jabril Durham	ARK	Tennessee Tech	10
Kareem Canty	AUB	Northwestern State	10
Ben Simmons	LSU	NC State	10

## PERFECT CHARITY >>

• Dusty Hannahs leads the SEC with a .929 free throw percentage, making 39-of-42 attempts on the year. Prior to his miss against Stanford in the NIT Season Tip-Off, Hannahs had made 34 straight free throws dating back to his days at Texas Tech. He ranks No. 5 in the country in free throw percentage among players with 40-plus attempts.

## BRAND NEW HOG >>

• Dusty Hannahs is one of five players in the last 28 years to score 20-plus points in his debut as a Razorback when he dropped 21 on Southern. He also joined an elite group of four players to make five or more three-pointers in their first Arkansas game in the same time span.

## SHARP SHOOTERS >>

• Arkansas has shot 50 percent or better from the floor four times this year, including three time in the last five games. The Razorbacks are unbeaten when shooting at least 50 percent from the field and a perfect 4-0 when shooting 45 percent or better behind the arc.

## ANDERSON TOP 3 IN SEC >>

• Mike Anderson is ranked as the No. 3 head coach in the Southeastern Conference according to Sporting News Magazine, joining Kentucky's John Calipari and Auburn's Bruce Pearl as the best coaches in the SEC.

• He is one of 11 current Division I head coaches with 10-plus years of head coaching experience and no losing seasons. Anderson and Ole Miss' Andy Kennedy are the only coaches in the SEC to appear on the list.

## #NYLONBELL >>

• After leading Arkansas in three-point shooting each of the last three years, senior Anthlon Bell is attempting to join Pat Bradley (1995-99) as the only players in program history to lead Arkansas in three-pointers made for four consecutive seasons.

## RECORD WATCH IN 2015-16 >>

• Anthlon Bell is 190 points away from becoming the 39th player in program history to score 1,000 career points.

• Bell has 179 career three-point field goals, which ranks sixth all-time in school history. Next up on the list is Lee Mayberry with 218 made treys.

• Moses Kingsley used a career-high eight blocks against Tennessee Tech to pass Bobby Portis and break into the top 10 of career blocks in school history. He is now sixth all-time with 113 career blocks and leads the SEC this season with 26 blocks.

## PERFECTION IN THE PALACE >>

• During the Mike Anderson era, Arkansas has posted a record of 72-9 inside Bud Walton Arena, marking the second-most home wins in the country during this span.

• Arkansas (72-9) is one of only two teams (Kentucky, 74-4) in the country with 70+ wins and fewer than 10 losses at home over the past four-plus seasons.

• Arkansas has won 29 of its last 30 non-conference games in BWA, including an astounding 44-1 mark under Anderson against unranked non-SEC teams.

## SEC STANDINGS

SEC	W-L	GB	PCT	W-L	PCT	STRK
South Carolina	0-0	--	.000	10-0	1.000	W10
Kentucky	0-0	--	.000	9-2	.818	L1
Ole Miss	0-0	--	.000	9-2	.818	W6
Texas A&M	0-0	--	.000	9-2	.818	W2
Alabama	0-0	--	.000	7-2	.778	W5
Florida	0-0	--	.000	7-3	.700	W1
Vanderbilt	0-0	--	.000	7-3	.700	W1
Auburn	0-0	--	.000	5-3	.625	L1
Georgia	0-0	--	.000	5-3	.625	W2
LSU	0-0	--	.000	6-4	.600	W2
Arkansas	0-0	--	.000	5-5	.500	L1
Mississippi State	0-0	--	.000	5-5	.500	W1
Missouri	0-0	--	.000	5-5	.500	L2
Tennessee	0-0	--	.000	5-5	.500	L1

## IN THE POLLS

### Associated Press Poll - (Dec. 21)

RK	TEAM	RECORD	POINTS
1	Michigan State (64)	12-0	1,623
2	Kansas (1)	9-1	1,537
3	Oklahoma	8-0	1,495
4	Maryland	10-1	1,428
5	Virginia	9-1	1,350
6	Xavier	11-0	1,287
7	North Carolina	9-2	1,215
8	Arizona	11-1	1,056
9	Butler	9-1	947
10	Providence	11-1	911
11	Iowa State	9-1	907
12	Kentucky	9-2	856
13	Miami (FL)	9-1	851
14	Purdue	11-1	833
15	Duke	9-2	809
16	Louisville	9-1	652
17	Villanova	8-2	649
18	SMU	9-0	628
19	West Virginia	9-1	470
20	George Washington	10-1	366
21	Texas A&M	9-2	327
22	Cincinnati	10-2	315
23	Baylor	8-2	141
24	Utah	9-2	107
25	South Carolina	10-0	87

**Others receiving votes:** UCLA 49, Connecticut 46, Oregon 34, Gonzaga 33, Colorado 27, Dayton 17, Pittsburgh 16, Northern Iowa 15, Arkansas-Little Rock 14, Vanderbilt 8, Monmouth 6, Iowa 5, Texas 3, Florida 3, Northwestern 2

### USA Today Coaches Poll - (Dec. 21)

RK	TEAM	RECORD	POINTS
1	Michigan State (29)	12-0	773
2	Oklahoma (2)	8-0	718
3	Kansas	9-1	716
4	Maryland	10-1	687
5	Virginia	9-1	646
6	Xavier	11-0	603
7	North Carolina	9-2	520
8	Arizona	11-1	517
9	Iowa State	9-1	506
10	Duke	9-2	455
11	Kentucky	9-2	441
12	Butler	9-1	410
13	Purdue	11-1	378
14	Providence	11-1	376
15	Louisville	9-1	371
16	Miami (FL)	9-1	323
17	Villanova	8-2	310
18	West Virginia	9-1	301
19	Texas A&M	9-2	169
20	George Washington	10-1	159
21	Cincinnati	10-2	153
22	Baylor	8-2	122
23	South Carolina	10-0	77
24	Gonzaga	8-3	59
25	Vanderbilt	7-3	45

**Others receiving votes:** Connecticut 38, Utah 35, Pittsburgh 34, Colorado 31, UCLA 22, Oregon 18, Notre Dame 15, Dayton 10, Arkansas-Little Rock 8, California 8, Texas 5, Northern Iowa 5, Florida 4, Indiana 3, Iowa 2, Monmouth 2



## MISCELLANEOUS STATISTICS

### Double-Figure Scoring Games

Player	12-13	13-14	14-15	15-16	Career
Anthlon Bell	5	8	13	10	36
Dusty Hannahs	7	11	--	10	28
Moses Kingsley	--	2	2	10	14
Anton Beard	--	--	8	0	8
Willy Kouassi	--	2	3	1	6
Jimmy Whitt	--	--	--	5	5
Manuale Watkins	--	--	0	4	4
Trey Thompson	--	--	0	1	1

### 20-Point Scoring Games

Player	12-13	13-14	14-15	15-16	Career
Dusty Hannahs	1	1	--	5	7
Anthlon Bell	0	2	2	3	7
Moses Kingsley	--	0	0	2	2

### 30-Point Scoring Games

Player	12-13	13-14	14-15	15-16	Career
--	--	--	--	--	--

### 3 + Three-Pointers in a Game

Player	12-13	13-14	14-15	15-16	Career
Anthlon Bell	6	7	10	5	28
Dusty Hannahs	6	4	--	6	16
Anton Beard	--	--	2	0	2
Jabril Durham	--	--	1	0	1

### 5 + Three-Pointers in a Game

Player	12-13	13-14	14-15	15-16	Career
Anthlon Bell	1	3	2	3	9
Dusty Hannahs	--	1	--	2	3

### Double Figure Rebounding Games

Player	12-13	13-14	14-15	15-16	Career
Moses Kingsley	--	1	0	6	7

### Double-Doubles

Player	12-13	13-14	14-15	15-16	Career
Moses Kingsley	--	1	0	6	7
Jabril Durham	--	--	0	1	1

### 5 + Assist Games

Player	12-13	13-14	14-15	15-16	Career
Jabril Durham	--	--	2	9	11
Anton Beard	--	--	3	0	3
Manuale Watkins	--	0	1	1	2
Moses Kingsley	--	0	1	0	1
Anthlon Bell	0	0	0	1	1

### 3 + Steals in a Game

Player	12-13	13-14	14-15	15-16	Career
Anton Beard	--	--	4	0	4
Manuale Watkins	--	0	3	1	4
Jabril Durham	--	--	0	4	4
Anthlon Bell	0	0	1	0	1

### 3 + Blocks in a Game

Player	12-13	13-14	14-15	15-16	Career
Moses Kingsley	--	7	5	3	15
Willy Kouassi	3	5	3	1	12

## THE OPPONENT >>

- The Ospreys, from Jacksonville, Florida, play in the Atlantic Sun (A-Sun) Conference and are 10-4 on the season. North Florida has won four consecutive games, all at home, scoring 80-plus points in each of those games. In all, the Ospreys are 7-0 at UNF Arena and 3-4 away from home; the losses were at Louisville, Saint Louis, LSU and Dayton. North Florida's most notable win came vs. Illinois, a 93-81 neutral-site win in the season opener.

- North Florida is the most deadly three-point shooting team in the nation, averaging 13.1 made threes per game (1st), while shooting 44.6 percent from beyond the arc (4th). Six Ospreys average at least one made trey per contest, with Trent Mackey and Beau Beech leading the way. Mackey leads the team with a 50-for-95 (52.6 percent) mark from deep, while Beech is second on the club with a 45-for-94 (47.9 percent) total on three-pointers. But while Beech averages 15.6 points and Mackey adds 13.1, Dallas Moore leads the team with 19.9 per game. Overall, North Florida scores 86.5 points (9th) as a team and has scored 100-plus three times in 14 contests.

- Head coach Matthew Driscoll is in his seventh season with the Ospreys, with a record of 106-104 (.505) in six-plus seasons. A Pittsburgh native, Driscoll got his first head-coaching gig at La Roche College in 1993. After four years with the Redhawks, he bounced around as an assistant coach before heading to Baylor as an assistant from 2003-09. With Driscoll's help, the Bears vaulted into national contention and he was hired by the Ospreys in 2009. North Florida won its first A-Sun title in 2014-15 with a 12-2 conference record and advanced to the NCAA Tournament, finishing the year at 23-12 overall.

## HISTORIC LOOK BACK >>

- Arkansas finished 27-9 overall last season and 13-5 in the SEC, earning the No. 2 seed in the SEC Tournament and advanced to the championship game for the first time since 2008 and the sixth time in program history.

- Bobby Portis emerged as one of the top players in the country last year, earning SEC Player of the Year honors and All-America honors, before going to the Chicago Bulls with the 22nd overall pick in the NBA Draft. The Little Rock native became the first player in program history with 1,000 points and 500 rebounds by the end of his sophomore season

- The Razorbacks finished the 2014-15 season ranked in the top 25 nationally in 10 different categories, including turnover margin (8th), total assists (8th), assists per game (11th), free throws made (15th), total steals (17th), scoring offense (18th), free throw attempts (19th), win-lost percentage (21st), offensive rebounds per game (23rd) and assist turnover ratio (25th).

- Arkansas had a total home attendance of over 290,000 fans last year and ranked second in the SEC with 15,519 fans per game.

- Bud Walton Arena continued its rise in attendance last season, increasing the average fans per game for the fourth straight year and ranking No. 11 in the country.

## THE LAST TIME ARKANSAS

### Scored 100+ points:

12/01/2015 - 117 vs. Northwestern St.

### Scored 100+ points in an SEC game:

2/10/2015 - 101 vs. Auburn

### Scored fewer than 50 points:

2/9/2013 - 49 vs. Vanderbilt

### Played in an overtime game:

12/19/2015 vs. Mercer, L 69-66 (OT)

### Played in a double-overtime game:

1/16/2013 vs. Auburn, W 88-80 (2 OT)

### Played in a triple-overtime game:

2/9/1980 vs. Houston, L 84-90 (3 OT)

### Beat an AP Top 25-ranked opponent:

2/27/2014 vs. #17 Kentucky, W 71-67 (OT)

### Beat an AP Top 10 team:

2/5/2013 vs. #2 Florida, W 80-69

### Beat an AP Top 5 team:

2/5/2013 vs. #2 Florida, W 80-69

### Beat an AP Top 25 team on the road:

2/27/2014 @ #17 Kentucky, W 71-67 (OT)

### Beat an AP Top 5 team on the road:

2/9/1994 @ #4 Kentucky, W 90-82

### Made 15+ three-pointers in a game:

3/5/2014 - 17 vs. Ole Miss

### Made 20+ free throws in a game:

12/08/2015 - 24 (of 30) vs. Evansville

## THE LAST TIME AN ARKANSAS PLAYER

### Scored 30-39 points in a game:

1/22/2015 - 30 by Michael Qualls vs. Alabama

### Scored 40-49 points in a game:

1/11/1992 - 43 by Todd Day vs. LSU

### Scored 50+ points in a game:

11/13/2009 - 51 by Rotnei Clarke vs. Alcorn St.

### Recorded a double-double (points and rebounds):

12/19/2015 - 18 points & 14 rebounds by Moses Kingsley vs. Mercer

### Had 15+ rebounds in a game:

3/7/2015 - 15 by Bobby Portis vs. LSU

### Had 20+ rebounds in a game:

11/21/1997 - 23 by Nick Davis vs. Jackson St.

### Made 5+ three-pointers in a game:

12/09/2015 - 5 (on 6 attempts) by Anthlon Bell vs. Evansville

### Made 10+ free throws in a game:

12/09/2015 - 10 (on 10 attempts) by Dusty Hannahs vs. Evansville

### Recorded a double-double (points and assists):

12/01/2015 - 14 points and 10 assists by Jabril Durham vs. Northwestern St.

### Had 10+ assists in a game:

12/12/2015 - 10 by Jabril Durham vs. Tennessee Tech

### Had 5+ blocks in a game:

12/12/2015 - 8 by Moses Kingsley vs. Tennessee Tech

### Had 5+ steals in a game:

12/19/2015 - 5 by Jabril Durham vs. Mercer

## ARKANSAS >> GAME HIGHS

POINTS	117	NORTHWESTERN STATE (12/01/15)
	93	CHARLESTON SOUTHERN (11/20/15)
FIELD GOALS MADE	44	NORTHWESTERN STATE (12/01/15)
	32	at Wake Forest (12/04/15)
	32	CHARLESTON SOUTHERN (11/20/15)
	32	SOUTHERN UNIVERSITY (11/13/15)
FIELD GOAL ATTEMPTS	79	NORTHWESTERN STATE (12/01/15)
	69	at Wake Forest (12/04/15)
FIELD GOAL PERCENTAGE	.557 (44-79)	NORTHWESTERN STATE (12/01/15)
	.542 (32-59)	CHARLESTON SOUTHERN (11/20/15)
3 PT FIELD GOALS MADE	9	EVANSVILLE (12/08/15)
	8	SOUTHERN UNIVERSITY (11/13/15)
3 PT FG ATTEMPTS	20	AKRON (11/18/15)
		EVANSVILLE (12/08/15)
3 PT FG PERCENTAGE	.692 (9-13)	CHARLESTON SOUTHERN (11/20/15)
	.538 (7-13)	AKRON (11/18/15)
FREE THROWS MADE	26	EVANSVILLE (12/08/15)
	24	AKRON (11/18/15)
FREE THROW ATTEMPTS	32	AKRON (11/18/15)
FREE THROW PERCENTAGE	.875 (14-16)	vs Stanford (11/27/15)
	.842 (16-19)	at Wake Forest (12/04/15)
REBOUNDS	45	NORTHWESTERN STATE (12/01/15)
ASSISTS	24	NORTHWESTERN STATE (12/01/15)
	23	CHARLESTON SOUTHERN (11/20/15)
STEALS	13	NORTHWESTERN STATE (12/01/15)
BLOCKED SHOTS	13	TENNESSEE TECH (12/12/15)
		vs Stanford (11/27/15)
TURNOVERS	14	SOUTHERN UNIVERSITY (11/13/15)
	14	vs Stanford (11/27/15)
FOULS	25	at Wake Forest (12/04/15)
	24	CHARLESTON SOUTHERN (11/20/15)
	24	SOUTHERN UNIVERSITY (11/13/15)

## ARKANSAS >> GAME LOWS

POINTS	66	vs Stanford (11/27/15)
	66	MERCER (12/19/15)
	73	vs Georgia Tech (11/26/15)
FIELD GOALS MADE	23	vs Stanford (11/27/15)
FIELD GOAL ATTEMPTS	52	EVANSVILLE (12/08/15)
	59	CHARLESTON SOUTHERN (11/20/15)
FIELD GOAL PERCENTAGE	.348 (23-66)	vs Stanford (11/27/15)
	.381 (24-63)	AKRON (11/18/15)
	.381 (24-63)	MERCER (12/19/15)
3 PT FIELD GOALS MADE	5	at Wake Forest (12/04/15)
	6	AKRON (11/18/15)
	6	vs Georgia Tech (11/26/15)
	6	vs Stanford (11/27/15)
	6	NORTHWESTERN STATE (12/01/15)
3 PT FG ATTEMPTS	13	CHARLESTON SOUTHERN (11/20/15)
	13	EVANSVILLE (12/08/15)
3 PT FG PERCENTAGE	.294 (5-17)	at Wake Forest (12/04/15)
	.300 (6-20)	AKRON (11/18/15)
FREE THROWS MADE	11	MERCER (12/19/15)
FREE THROW ATTEMPTS	15	MERCER (12/19/15)
	16	vs Stanford (11/27/15)
FREE THROW PERCENTAGE	.538 (14-26)	SOUTHERN UNIVERSITY (11/13/15)
	.652 (15-23)	vs Georgia Tech (11/26/15)
REBOUNDS	26	vs Georgia Tech (11/26/15)
	28	EVANSVILLE (12/08/15)
ASSISTS	14	vs Georgia Tech (11/26/15)
	14	MERCER (12/19/15)
STEALS	4	TENNESSEE TECH (12/12/15)
BLOCKED SHOTS	2	NORTHWESTERN STATE (12/01/15)
	3	vs Stanford (11/27/15)
TURNOVERS	8	AKRON (11/18/15)
	8	at Wake Forest (12/04/15)
FOULS	16	EVANSVILLE (12/08/15)
	17	NORTHWESTERN STATE (12/01/15)

## ARKANSAS INDIVIDUAL >> GAME HIGHS

Points	23	Hannahs, Dusty vs Evansville (12/08/15)
	23	Bell, Anthlon vs Akron (11/18/15)
	22	Kingsley, Moses vs Southern University (11/13/15)
	21	Bell, Anthlon vs Tennessee Tech (12/12/15)
	21	Hannahs, Dusty vs Tennessee Tech (12/12/15)
	21	Bell, Anthlon vs Evansville (12/08/15)
	21	Kingsley, Moses vs Northwestern State (12/01/15)
	21	Hannahs, Dusty vs Northwestern State (12/01/15)
	21	Hannahs, Dusty vs Charleston Southern (11/20/15)
	21	Hannahs, Dusty vs Southern University (11/13/15)
	21	Hannahs, Dusty vs Northwestern State (12/01/15)
Field Goals Made	8	Hannahs, Dusty vs Southern University (11/13/15)
	8	Hannahs, Dusty vs Northwestern State (12/01/15)
Field Goal Att.	20	Bell, Anthlon vs Akron (11/18/15)
	16	Bell, Anthlon at Wake Forest (12/04/15)
FG Pct (min 5 made)	1.000 (8-8)	Kingsley, Moses vs Southern University (11/13/15)
	.857 (6-7)	Watkins, Manuale at Wake Forest (12/04/15)
3-Point FG Made	5	Bell, Anthlon vs Evansville (12/08/15)
	5	Bell, Anthlon vs Stanford (11/27/15)
	5	Hannahs, Dusty vs Charleston Southern (11/20/15)
	5	Bell, Anthlon vs Akron (11/18/15)
	5	Hannahs, Dusty vs Southern University (11/13/15)
3-Point FG Att.	13	Bell, Anthlon vs Akron (11/18/15)
	8	Hannahs, Dusty at Wake Forest (12/04/15)
	8	Hannahs, Dusty vs Stanford (11/27/15)
	8	Bell, Anthlon vs Georgia Tech (11/26/15)
3-Pt FG Pct (min 2 made)	1.000 (5-5)	Hannahs, Dusty vs Charleston Southern (11/20/15)
	.833 (5-6)	Bell, Anthlon vs Evansville (12/08/15)
Free Throws Made	10	Hannahs, Dusty vs Evansville (12/08/15)
	7	Kingsley, Moses vs Northwestern State (12/01/15)
	7	Kingsley, Moses vs Charleston Southern (11/20/15)
	7	Kingsley, Moses vs Akron (11/18/15)
Free Throw Att.	11	Kingsley, Moses vs Southern University (11/13/15)
	10	Hannahs, Dusty vs Evansville (12/08/15)
FT Pct (min 3 made)	1.000 (10-10)	Hannahs, Dusty vs Evansville (12/08/15)
	1.000 (5-5)	Hannahs, Dusty vs Georgia Tech (11/26/15)
	1.000 (5-5)	Hannahs, Dusty vs Akron (11/18/15)
	1.000 (4-4)	Kouassi, Willy at Wake Forest (12/04/15)
	1.000 (4-4)	Bell, Anthlon vs Northwestern State (12/01/15)
	1.000 (4-4)	Kingsley, Moses vs Stanford (11/27/15)
	1.000 (4-4)	Watkins, Manuale vs Charleston Southern (11/20/15)
	1.000 (4-4)	Durham, Jabril vs Akron (11/18/15)
	1.000 (4-4)	Hannahs, Dusty vs Southern University (11/13/15)
Rebounds	13	Kingsley, Moses vs Tennessee Tech (12/12/15)
	12	Kingsley, Moses vs Stanford (11/27/15)
	12	Kingsley, Moses vs Akron (11/18/15)
	12	Kingsley, Moses vs Southern University (11/13/15)
Assists	11	Durham, Jabril vs Charleston Southern (11/20/15)
	10	Durham, Jabril vs Tennessee Tech (12/12/15)
	10	Durham, Jabril vs Northwestern State (12/01/15)
	10	Durham, Jabril vs Southern University (11/13/15)
Steals	5	Durham, Jabril vs Northwestern State (12/01/15)
	5	Durham, Jabril vs Southern University (11/13/15)
Blocked Shots	8	Kingsley, Moses vs Tennessee Tech (12/12/15)
	5	Kingsley, Moses vs Southern University (11/13/15)
Turnovers	6	Durham, Jabril vs Southern University (11/13/15)
	4	Miles, Keaton at Wake Forest (12/04/15)
	4	Kingsley, Moses vs Stanford (11/27/15)
	4	Thompson, Trey vs Charleston Southern (11/20/15)
Fouls	5	Kingsley, Moses vs Stanford (11/27/15)
	5	Bell, Anthlon vs Stanford (11/27/15)
	5	Kingsley, Moses vs Georgia Tech (11/26/15)
	5	Miles, Keaton vs Charleston Southern (11/20/15)
	5	Kingsley, Moses vs Southern University (11/13/15)
Minutes	35	Durham, Jabril vs Evansville (12/08/15)
	35	Durham, Jabril vs Stanford (11/27/15)
	34	Durham, Jabril vs Southern University (11/13/15)
	33	Bell, Anthlon at Wake Forest (12/04/15)
	33	Durham, Jabril vs Georgia Tech (11/26/15)
	33	Kingsley, Moses vs Akron (11/18/15)

## LEADS & DEFICITS

Date	Opponent	Largest Lead	Largest Deficit	Time Led	Time Trailed	Time Tied	Outcome
11/13	Southern University	21 (2nd - 2:03)	1 (1st - 19:21)	37:31	2:16	0:13	W, 86-68
11/18	Akron	None	14 (2nd - 5:58)	0:00	39:09	0:51	L, 88-80
11/20	Charleston Southern	29 (2nd - 11:12)	1 (1st - 18:53)	38:45	0:00	1:15	W, 93-75
11/26	vs Georgia Tech	2 (1st - 2:58)	10 (1st - 9:09)	0:33	37:44	1:43	L, 83-73
11/27	vs Stanford	20 (1st - 10:35)	3 (2nd - 0:03)	38:41	0:38	0:41	L, 69-66
12/1	Northwestern State	46 (2nd - 6:46)	4 (1st - 17:28)	35:49	2:27	1:44	W, 117-78
12/04	at Wake Forest	2 (1st - 19:38)	14 (2nd - 18:15)	1:16	36:20	2:24	L, 88-85
12/08	Evansville	16 (2nd - 15:39)	8 (1st - 14:47)	28:20	9:09	2:31	W, 89-76
12/12	Tennessee Tech	26 (2nd - 1:19)	3 (1st - 19:46)	37:46	1:31	0:43	W, 83-57
12/19	Mercer%	5 (2nd - 17:19)	13 (2nd - 9:36)	5:46	31:07	8:07	L, 69-66 (OT)
12/22	North Florida	--	--	--	--	--	--
12/30	at Dayton	--	--	--	--	--	--
01/02	at Texas A&M*	--	--	--	--	--	--
01/05	Vanderbilt*	--	--	--	--	--	--
01/09	at Mississippi State*	--	--	--	--	--	--
01/12	at Missouri*	--	--	--	--	--	--
01/16	at LSU*	--	--	--	--	--	--
01/21	Kentucky*	--	--	--	--	--	--
01/23	at Georgia*	--	--	--	--	--	--
01/27	Texas A&M*	--	--	--	--	--	--
01/30	Texas Tech	--	--	--	--	--	--
02/03	at Florida*	--	--	--	--	--	--
02/06	Tennessee*	--	--	--	--	--	--
02/09	Mississippi State*	--	--	--	--	--	--
02/13	at Ole Miss*	--	--	--	--	--	--
02/17	Auburn*	--	--	--	--	--	--
02/20	Missouri*	--	--	--	--	--	--
02/23	LSU*	--	--	--	--	--	--
02/27	at Tennessee*	--	--	--	--	--	--
03/02	at Alabama*	--	--	--	--	--	--

% = North Little Rock, Ark. (Verizon Arena)

\* = Conference game

## PLUS/MINUS CUMULATIVE STATISTICS

Player	Minutes	PF	PA	+/-	+-/40	Gms	+-/Gm
Hannahs, Dusty	263:23	600	513	+87	+13.21	10	+8.70
Durham, Jabril	308:29	646	570	+76	+9.85	10	+7.60
Bell, Anthlon	276:28	603	528	+75	+10.85	10	+7.50
Kouassi, Willy	111:49	241	193	+48	+17.17	10	+4.80
Thompson, Trey	102:53	220	176	+44	+17.11	7	+6.29
Whitt, Jimmy	255:29	516	472	+44	+6.89	10	+4.40
Watkins, Manuale	219:52	455	416	+39	+7.10	10	+3.90
Miles, Keaton	176:11	331	312	+19	+4.31	10	+1.90
Kingsley, Moses	271:32	540	522	+18	+2.65	10	+1.80
Jenkins, Lorenzo	6:09	13	18	-5	-32.52	1	-5.00
Beard, Anton	17:05	12	27	-15	-35.12	1	-15.00

Total +/-: +428



## STARTING LINEUPS

Date	Opponent	G	G	G	F	F	Outcome
11/13	Southern University	Hannahs	Durham	Whitt	Kingsley	Miles	W, 86-68
11/18	Akron	Hannahs	Durham	Whitt	Kingsley	Thompson	L, 88-80
11/20	Charleston Southern	Bell	Durham	Whitt	Kingsley	Miles	W, 93-75
11/26	vs Georgia Tech	Bell	Durham	Whitt	Kingsley	Miles	L, 83-73
11/27	vs Stanford	Bell	Durham	Whitt	Kingsley	Miles	L, 69-66
12/1	Northwestern State	Bell	Durham	Whitt	Kingsley	Miles	W, 117-78
12/04	at Wake Forest	Bell	Durham	Whitt	Kingsley	Miles	L, 88-85
12/08	Evansville	Bell	Durham	Whitt	Kingsley	Miles	W, 89-76
12/12	Tennessee Tech	Bell	Durham	Whitt	Kingsley	Miles	W, 83-57
12/19	Mercer%	Bell	Durham	Whitt	Kingsley	Miles	L, 69-66 (OT)
12/22	North Florida	--	--	--	--	--	--
12/30	at Dayton	--	--	--	--	--	--
01/02	at Texas A&M*	--	--	--	--	--	--
01/05	Vanderbilt*	--	--	--	--	--	--
01/09	at Mississippi State*	--	--	--	--	--	--
01/12	at Missouri*	--	--	--	--	--	--
01/16	at LSU*	--	--	--	--	--	--
01/21	Kentucky*	--	--	--	--	--	--
01/23	at Georgia*	--	--	--	--	--	--
01/27	Texas A&M*	--	--	--	--	--	--
01/30	Texas Tech	--	--	--	--	--	--
02/03	at Florida*	--	--	--	--	--	--
02/06	Tennessee*	--	--	--	--	--	--
02/09	Mississippi State*	--	--	--	--	--	--
02/13	at Ole Miss*	--	--	--	--	--	--
02/17	Auburn*	--	--	--	--	--	--
02/20	Missouri*	--	--	--	--	--	--
02/23	LSU*	--	--	--	--	--	--
02/27	at Tennessee*	--	--	--	--	--	--
03/02	at Alabama*	--	--	--	--	--	--

% = North Little Rock, Ark. (Verizon Arena)

\* = Conference game

# #FASTEST40 BOUND



**Jalen Barford**  
**#1 JUCO in the Nation**



**Daryl Macon**  
**#3 JUCO in the Nation**



**Arlando Cook**  
**#5 JUCO in the Nation**



**Adrio Bailey**  
**#50 Small Forward**

## ABOUT JALEN BARFORD >>

- Ranked as the No. 1 junior college transfer in the 2016 class, with a 94 percent composite rating by 247Sports.
- Plays at Motlow State Community College (Tenn.) where he averaged 20.6 points, 7.1 rebounds, 5.1 assists and 2.4 steals per game as a freshman.
- Opened the 2015-16 season earning back-to-back NJCAA National Player of the Week honors.
- Averaging 30.1 points, 7.8 rebounds and 4.0 assists per game through the first eight games of his sophomore season.
- Originally from Jackson, Tennessee, Barford attended South Side High School, where he was the West Tennessee Player of the Year as a senior.
- Led high school team to the Class AA State Championship, while averaging 22.5 points, three assists and three steals per game.

## ABOUT DARYL MACON >>

- Ranked the No. 3 junior college transfer in the 2016 class, with a 93 percent composite rating by 247Sports.
- Plays at Holmes Community College (Miss.), where he averaged 23 points, 4.1 rebounds and 3.1 assists per game as a freshman.
- Shot 88.5 percent from the free throw line as a freshman to rank No. 4 in the country at the NJCAA level.
- Had four 30-point games as a freshman and earned Region XXIII Player of the Year honor and was named NJCAA All-American First Team.
- Is a Little Rock, Arkansas, native and graduated from Parkview High School in 2014 after averaging 21 points per game as a senior.

## ABOUT ARLANDO COOK >>

- Ranked as the No. 5 junior college transfer in the 2016 class, with a 92 percent composite rating by 247Sports.
- Plays at Connors State College (Okla.), where he averaged 11.4 points and 9.3 rebounds, while shooting 57.2 percent from the field as a freshman, leading the Cowboys to a 33-2 campaign.
- Had a career-high 27 points in a 90-82 win over Northeastern Oklahoma A&M on March 6, 2015 and a career-high 17 rebounds in an 87-66 win at Carl Albert State on Jan 22, 2015.
- Played AAU for the Gym Rats in his hometown of St. Louis.
- Went to high school at Madison Prep, averaging 13.8 points, 9.3 rebounds and 1.9 blocks per game, while shooting 61 percent field goals.

## ABOUT ADRIO BAILEY >>

- Ranked as the No. 11 player in the state of Louisiana and the No. 50 small forward in the 2016 class by Rivals.com.
- Rated as a three-star player by 247Sports.com, Rivals.com, Scout.com and Future150.com.
- Attends Lakeview High School in Campti, Louisiana.
- Averaged 15 points, 10 rebounds, four assists, three steals and 2.3 blocks as a junior to lead the Gators to a 34-4 record and a Class 2A runner-up finish
- Played for the Urban DFW team last spring and summer.

# BOSS HOG

## CAREER NUMBERS

### At Arkansas

2015-16	>>>	5-5
2014-15	>>>	27-9 (NCAA, Third Round)
2013-14	>>>	22-12 (NIT, Second Round)
2012-13	>>>	19-13
2011-12	>>>	18-14
Totals	>>>	91-53 (5th Year)

### At Missouri

2010-11	>>>	23-11 (NCAA Second Round)
2009-10	>>>	23-11 (NCAA Second Round)
2008-09	>>>	31-7 (NCAA Elite Eight)
2007-08	>>>	16-16
2006-07	>>>	18-12
Totals	>>>	111-57 (5 Years)

### At Alabama-Birmingham (UAB)

2005-06	>>>	24-7 (NCAA First Round)
2004-05	>>>	22-11 (NCAA Second Round)
2003-04	>>>	22-10 (NCAA Sweet 16, C-USA Co-Champs)
2002-03	>>>	21-13 (NIT Quarterfinals)
Totals	>>>	89-41 (4 Years)

**Overall Record** 291-151 (14th Year)

## IT'S A NUMBERS GAME

### Postseason Tournaments

**1 2 3 4 5 6 7 8 9**

### 20-Win Seasons

**1 2 3 4 5 6 7 8 9**

### NCAA Tournaments

**1 2 3 4 5 6 7**

### 30-Win Seasons

**1**

### Losing Seasons

**0**

## PERSONAL INFO

Born: Dec. 12, 1959  
 Hometown: Birmingham, Ala.  
 Alma Mater: Tulsa (1982)  
 Wife: Marcheita  
 Children: Darcheita, Michael Jr., Yvonne  
 Date Named Head Coach at Arkansas: March 23, 2011



*Head coach Mike Anderson is one of just 11 current Division I coaches with 10-plus years of head coaching experience and no losing seasons. Anderson and Thad Matta are the only coaches to accomplish the feat during stops at three different institutions.*

Coach	Schools	Yrs
Roy Williams	Kansas/UNC	27
Tom Izzo	Michigan State	20
Mark Few	Gonzaga	16
Bo Ryan	Milwaukee/Wisconsin	16
Thad Matta	Butler/Xavier/Ohio State	15
John Thompson III	Princeton/Georgetown	15
Mike Anderson	UAB/Missouri/Arkansas	13
Jamie Dixon	Pittsburgh	12
Sean Miller	Xavier/Arizona	11
Andy Kennedy	Cincinnati/Ole Miss	10
Dave Rose	BYU	10

The Razorback Nation welcomed home one of its own on March 23, 2011, when Mike Anderson was named the 12th head men's basketball coach in Arkansas history. Charged with bringing back the winning tradition that was synonymous with the Razorback program throughout the '80s and '90s, Anderson has helped the Razorbacks improve each year on and off the court as the tradition-rich program grows closer to returning to its glory days.

Fans caught a glimpse of those glory days in 2014-15, as the Razorbacks returned to both the NCAA Tournament and SEC Tournament championship game for the first time since 2008. Highlighted by a victory over Southern Conference champ Wofford in the NCAA Tournament second round and a program-record six SEC road wins, Arkansas produced the sixth-most wins in program history with a 27-9 record. Of course, the up-tempo style of play donned the "Fastest 40 Minutes in Basketball" reached another level, as the Razorbacks led the SEC in five different statistical categories, including scoring (77.4), assists (16.1) and turnover margin (+3.8).

The 2014-15 campaign brought back memories of the 90's, as Arkansas finished second in the SEC at 13-5 and spent eight weeks ranked in both the Associated Press Top 25 Poll and the USA Today Coaches Poll. Anderson's attention to detail in skill development helped sophomore Bobby Portis become only the second Razorback in program history to be named the SEC Player of the Year by both the Associated Press and league head coaches. Portis was the first Razorback to surpass 1,000 points and 500 rebounds as a sophomore and went on to become the 12th player in program history to be selected in the first round of the NBA Draft when he went 22nd overall to the Chicago Bulls.

A long-time assistant and associate head coach at Arkansas, Anderson spent nine years as a head coach at the University of Alabama-Birmingham and the University of Missouri before returning to the Razorbacks.

## NUMERICAL ROSTER

No.	Name	Pos.	Ht.	Wt.	Yr.	Hometown/High School/Last School
1	Trey Thompson	F	6-9	260	So.	Madison, Ark./Forrest City HS
2	Jake Mosiman	G	6-0	185	Jr.	Lawrence, Kan./Lawrence HS
3	Dusty Hannahs	G	6-3	203	R-Jr.	Little Rock, Ark./Pulaski Academy/Texas Tech
4	Jabril Durham	G	6-1	185	Sr.	DeSoto, Texas/DeSoto HS/Seminole State College
5	Anthlon Bell	G	6-3	185	Sr.	Memphis, Tenn./Bartlett HS
12	DaShaun Stark^	G	6-5	185	Jr.	Springdale, Ark./Springdale HS/ Drury University
14	Tristan Simmons	G	5-10	170	Fr.	El Dorado, Ark./El Dorado HS
15	Lorenzo Jenkins	G	6-7	210	Fr.	Naples, Fla./First Baptist Academy
21	Manuale Watkins	G	6-3	205	Jr.	Fayetteville, Ark./Fayetteville HS
31	Anton Beard	G	6-0	195	So.	N. Little Rock, Ark./North Little Rock HS
24	Jimmy Whitt	G	6-4	173	Fr.	Columbia, Mo./Hickman HS
33	Moses Kingsley	F	6-10	230	Jr.	Abuja, Nigeria/Huntington Prep (W. Va.)
50	Willy Kouassi	C	6-10	230	R-Sr.	Abidjan, Ivory Coast/Central Park Christian/Kennesaw St.
55	Keaton Miles	F	6-7	212	R-Sr.	Dallas, Texas/Dallas Lincoln HS/West Virginia

^ - Will sit out the 2015-16 season due to NCAA four-year transfer rules

## ALPHABETICAL

No.	Name	Yr.
3	Beard, Anton	So.
5	Bell, Anthlon	Sr.
4	Durham, Jabril	Sr.
3	Hannahs, Dusty	R-Jr.
15	Jenkins, Lorenzo	Fr.
33	Kingsley, Moses	Jr.
50	Kouassi, Willy	R-Sr.
55	Miles, Keaton	Sr.
2	Mosiman, Jake	Jr.
14	Simmons, Tristan	Fr.
12	Stark, DaShaun	Jr.
1	Thompson, Trey	So.
21	Watkins, Manuale	Jr.
24	Whitt, Jimmy	Fr.

## COACHING STAFF

Title	Name	Experience	Alma Mater
Head Coach	Mike Anderson	5th Year	Tulsa, '82
Associate Head Coach	Melvin Watkins	5th Year	Charlotte, '77
Assistant Coach	TJ Cleveland	5th Year	Arkansas, '02
Assistant Coach	Matt Zimmerman	5th Year	Arkansas, '90
Director of Operations	Jeff Daniels	5th Year	Montevallo, '82
Director of S-A Development	Scotty Thurman	6th Year	Philander-Smith, '03
Video Coordinator	Will Bartlett	5th Year	Missouri, '09
Special Assistant to the HC	Lee Mayberry	2nd Year	Arkansas, '15
Graduate Assistant	Kikko Haydar	1st Year	Arkansas, '14
Graduate Assistant	Ryne Colvin	2nd Year	Arkansas, '14
Athletic Trainer	Dave England	33rd Year	Arkansas, '80
Strength & Conditioning Coach	Adam Petway	2nd Year	USSA, '13

# « TREY 1 THOMPSON »»



F | So. | 6-9 | 260  
Madison, Ark. | Forrest City HS

@T\_Top24

## CAREER HIGHS >>

**Points:** 10 vs. Tennessee Tech (Dec. 12, 2015)  
**FG:** 5 vs. Tennessee Tech (Dec. 12, 2015)  
**FGA:** 7 vs. Tennessee Tech (Dec. 12, 2015)  
**3FG:** --  
**3FGA:** --  
**FT:** 2 vs. Mississippi State (Feb. 7, 2015)  
**FTA:** 2, 2x, last vs. Southern University (Nov. 13, 2015)  
**Rebounds:** 7, 2x, last vs. Tennessee Tech (Dec. 12, 2015)  
**Assists:** 2, 3x, last vs. Mercer (Dec. 19, 2015)  
**Steals:** 1, 4x, last vs. Tennessee Tech (Dec. 12, 2015)  
**Blocks:** 2, 2x, last vs. Tennessee Tech (Dec. 12, 2015)  
**Minutes:** 26 vs. Tennessee Tech (Dec. 12, 2015)

## SEASON HIGHS >>

**Points:** 10 vs. Tennessee Tech (Dec. 12, 2015)  
**FG:** 5 vs. Tennessee Tech (Dec. 12, 2015)  
**FGA:** 7 vs. Tennessee Tech (Dec. 12, 2015)  
**3FG:** --  
**3FGA:** --  
**FT:** --  
**FTA:** 2 vs. Southern University (Nov. 13, 2015)  
**Rebounds:** 7, 2x, last vs. Tennessee Tech (Dec. 12, 2015)  
**Assists:** 2, 3x, last vs. Mercer (Dec. 19, 2015)  
**Steals:** 1, 3x, last vs. Tennessee Tech (Dec. 12, 2015)  
**Blocks:** 2, 2x, last vs. Tennessee Tech (Dec. 12, 2015)  
**Minutes:** 26 vs. Tennessee Tech (Dec. 12, 2015)

## SUPERLATIVE STATS >>

	Season	Career
Double Figure Points	1	1
5+ Rebounds	3	3
Games With Off. Rebound	1	4
2+ Off. Rebounds	1	1
3+ Assists	0	0
Games W/ a Steal	3	3
Games W/ a Block	3	3
Games shooting .500+	4	5

## #RAZORFACTS >>

- Missed the Stanford, Northwestern State and Wake Forest games with ankle injury suffered in Ga. Tech game.
- Posted first career double-digit scoring effort against Tennessee Tech.
- Played a career-long 26 minutes against Tennessee Tech.
- Set a career with seven rebounds against Akron.
- Recorded a career-high two blocks against Charleston Southern.
- Made his first collegiate start against Akron.
- Has already eclipsed his minutes total from the 2014-15 season.
- Saw playing time in 14 games as a true freshman last season.

## GAME-BY-GAME STATS >>

Opponent	Date	gs	min	Total		3-Pointers		Free throws		Rebounds					pts	avg				
				fg-fga	pct	3fg-fga	pct	ft-fa	pct	off	def	tot	avg	pf			a	t/o	blk	stl
SOUTHERN UNIVERSITY	11/13/15		17	1-4	.250	0-0	.000	0-2	.000	0	4	4	4.0	2	1	0	0	0	2	2.0
AKRON	11/18/15 *		22	2-4	.500	0-0	.000	0-0	.000	3	4	7	5.5	3	2	1	1	1	4	3.0
CHARLESTON SOUTHER	11/20/15		21	2-2	1.000	0-0	.000	0-0	.000	0	6	6	5.7	4	0	4	2	1	4	3.3
vs Georgia Tech	11/26/15		7	0-0	.000	0-0	.000	0-0	.000	0	1	1	4.5	2	0	1	0	0	0	2.5
vs Stanford	11/27/15		dnp	-	-	-	-	-	-	-	-	-	-	-	-	-	-	-	-	-
NORTHWESTERN STATE	12/01/15		dnp	-	-	-	-	-	-	-	-	-	-	-	-	-	-	-	-	-
at Wake Forest	12/04/15		dnp	-	-	-	-	-	-	-	-	-	-	-	-	-	-	-	-	-
EVANSVILLE	12/08/15		4	0-0	.000	0-0	.000	0-0	.000	0	0	0	3.6	0	1	0	0	0	0	2.0
TENNESSEE TECH	12/12/15		26	5-7	.714	0-0	.000	0-0	.000	0	7	7	4.2	3	2	1	2	1	10	3.3
MERCER	12/19/15		15	2-2	1.000	0-0	.000	0-0	.000	0	3	3	4.0	1	2	1	0	0	4	3.4
Totals		1	112	12-19	.632	0-0	.000	0-2	.000	3	25	28	4.0	15	8	8	5	3	24	3.4

Games played: 7  
 Minutes/game: 16.0  
 Points/game: 3.4  
 FG Pct: 63.2  
 FT Pct: 0.0

Rebounds/game: 4.0  
 Assists/game: 1.1  
 Turnovers/game: 1.1  
 Assist/turnover ratio: 1.0  
 Steals/game: 0.4  
 Blocks/game: 0.7

## ARKANSAS CAREER STATS >>

Season	gp-gs	min/avg	Total		3-Point		F-Throws		Rebounds					Scoring						
			fg-fga	pct	fg-fga	pct	ft-fa	pct	off	def	tot	avg	pf	fo	ast	to	blk	stl	pts	avg
2014-15	14-0	33/2.4	1-5	.200	0-0	.000	3-3	1.000	3	3	6	0.4	3	0	1	4	1	1	5	0.4
2015-16	7-1	112/16.0	12-19	.632	0-0	.000	0-2	.000	3	25	28	4.0	15	0	8	8	5	3	24	3.4
TOTAL	21-1	145/6.9	13-24	.542	0-0	.000	3-5	.600	6	28	34	1.6	18	0	9	12	6	4	29	1.4



# « DUSTY 3 HANNAHS »»

G | R-Jr. | 6-3 | 203

Little Rock, Ark. | Pulaski Academy | Texas Tech

@D\_Hannahs | #SplashZone



## CAREER HIGHS >>

**Points:** 25 at West Virginia (Jan. 22, 2014)^  
**FG:** 8 at West Virginia (Jan. 22, 2014)^  
**FGA:** 14, 2x, last vs. Stanford (Nov. 27, 2015)  
**3FG:** 7 at West Virginia (Jan. 22, 2014)^  
**3FGA:** 8, 4x, last at Wake Forest (Dec. 4, 2015)  
**FT:** 10 vs. Evansville (Dec. 8, 2015)  
**FTA:** 10 vs. Evansville (Dec. 8, 2015)  
**Rebounds:** 5 vs. Mercer (Dec. 19, 2015)  
**Assists:** 6 at West Virginia (Jan. 22, 2014)^  
**Steals:** 3 vs. Kansas (March 14, 2013)^  
**Blocks:** 1, 2x, last at Arizona State (Dec. 21, 2013)^  
**Minutes:** 38 at Kansas State (Feb. 25, 2013)^

^ - at Texas Tech

## SEASON HIGHS >>

**Points:** 23 vs. Evansville (Dec. 8, 2015)  
**FG:** 8 vs. Northwestern State (Dec. 1, 2015)  
**FGA:** 14 vs. Stanford (Nov. 27, 2015)  
**3FG:** 5, 2x, last vs. Charleston Southern (Nov. 20, 2015)  
**3FGA:** 8, 2x, last at Wake Forest (Dec. 4, 2015)  
**FT:** 10 vs. Evansville (Dec. 8, 2015)  
**FTA:** 10 vs. Evansville (Dec. 8, 2015)  
**Rebounds:** 5 vs. Mercer (Dec. 19, 2015)  
**Assists:** 2, 3x, last vs. Stanford (Nov. 27, 2015)  
**Steals:** 2, 3x, last vs. Evansville (Dec. 8, 2015)  
**Blocks:** --  
**Minutes:** 31 vs. Southern University (Nov. 13, 2015)

## SUPERLATIVE STATS >>

	Season	Career
Double Figure Points	10	28
20+ Points	5	7
Team Leader/Scoring	6	10
5+ Field Goals	8	16
Games W/ a Three-Pointer	10	57
2+ Three-Pointers	8	30
3+ Three-Pointers	6	16
4+ Three-Pointers	2	7
5+ Three-Pointers	2	3
Games W/ an Assist	9	42

## #RAZORFACTS >>

- Has led Arkansas in scoring in six of the last eight games, all coming off the bench.
- Ranks No. 3 in the SEC in three-pointers made (28) and three-point field goal percentage (.470).
- Has a team-high five 20-plus point games.
- Scored a season-high 23 points against Evansville.
- Ranks No. 5 in the SEC in scoring at 17.7 points per game.
- Has started the year 39-for-42 (.929) from the free throw line.
- Ranks No. 1 in the SEC with a .929 free throw percentage.
- Set a career-high with a 10-for-10 performances from the free throw line against Evansville.
- Went 5-for-5 from behind the arc against Charleston Southern for a game-high 21 points.
- Was the fourth player in program history to make five treys in a game without a miss.
- One of five players in the last 28 years to score 20-plus points in his Razorback debut.
- One of four players in the last 28 years to make five-plus three-pointers in his first game at Arkansas.
- Sat out the 2014-15 season after transferring from Texas Tech.

## GAME-BY-GAME STATS >>

Opponent	Date	gs	min	Total		3-Pointers		Free throws		Rebounds				Scoring							
				fg-fga	pct	3fg-fga	pct	ft-fa	pct	off	def	tot	avg	pf	a	to	blk	stl	pts	avg	
SOUTHERN UNIVERSITY	11/13/15	*	31	6-13	.462	5-7	.714	4-4	1.000	0	2	2	2.0	3	2	1	0	0	21	21.0	
AKRON	11/18/15	*	30	5-11	.455	1-4	.250	5-5	1.000	0	0	0	1.0	2	1	1	0	0	16	18.5	
CHARLESTON SOUTHER	11/20/15		25	7-9	.778	5-5	1.000	2-2	1.000	1	1	2	1.3	3	1	2	0	0	21	19.3	
vs Georgia Tech	11/26/15		24	5-10	.500	2-3	.667	5-5	1.000	0	0	0	1.0	4	2	2	0	0	17	18.8	
vs Stanford	11/27/15		27	3-14	.214	1-8	.125	5-6	.833	1	3	4	1.6	1	2	2	0	2	12	17.4	
NORTHWESTERN STATE	12/01/15		23	8-13	.615	3-6	.500	2-2	1.000	0	0	0	1.3	4	1	1	0	2	21	18.0	
at Wake Forest	12/04/15		29	5-12	.417	3-8	.375	2-2	1.000	0	4	4	1.7	3	1	1	0	0	15	17.6	
EVANSVILLE	12/08/15		30	5-11	.455	3-5	.600	10-10	1.000	1	0	1	1.6	0	1	1	0	2	23	18.3	
TENNESSEE TECH	12/12/15		22	7-12	.583	3-6	.500	4-6	.667	0	2	2	1.7	1	1	1	0	0	21	18.6	
MERCER	12/19/15		24	4-12	.333	2-7	.286	0-0	.000	0	5	5	2.0	4	0	3	0	0	10	17.7	
Totals			2	265	55-117	.470	28-59	.475	39-42	.929	3	17	20	2.0	25	12	15	0	6	177	17.7

Games played: 10  
 Minutes/game: 26.5  
 Points/game: 17.7  
 FG Pct: 47.0  
 3FG Pct: 47.5  
 FT Pct: 92.9

Rebounds/game: 2.0  
 Assists/game: 1.2  
 Turnovers/game: 1.5  
 Assist/turnover ratio: 0.8  
 Steals/game: 0.6

## ARKANSAS CAREER STATS >>

Season	gp-gs	min/avg	Total		3-Point		F-Throws		Rebounds				Scoring							
			fg-fga	pct	fg-fga	pct	ft-fa	pct	off	def	tot	avg	pf	fo	ast	to	blk	stl	pts	avg
2015-16	10-2	265/26.5	55-117	.470	28-59	.475	39-42	.929	3	17	20	2.0	25	0	12	15	0	6	177	17.7
TOTAL	10-2	265/26.5	55-117	.470	28-59	.475	39-42	.929	3	17	20	2.0	25	0	12	15	0	6	177	17.7

# « JABRIL 4 DURHAM »»

G | Sr. | 6-1 | 185

DeSoto, Texas | DeSoto HS | Seminole State CC

@Humble\_Hog4 | #JaBrilliant



## CAREER HIGHS >>

**Points:** 14 vs. Northwestern State (Dec. 1, 2015)  
**FG:** 4, 2x, last at Wake Forest (Dec. 4, 2015)  
**FGA:** 8, 2x, last vs. Northwestern State (Dec. 1, 2015)  
**3FG:** 3 vs. Dayton (Dec. 13, 2014)  
**3FGA:** 5 vs. Northwestern St. (Dec. 28, 2014)  
**FT:** 5, 2x, last vs. Northwestern State (Dec. 1, 2015)  
**FTA:** 6, 2x, last vs. Northwestern State (Dec. 1, 2015)  
**Rebounds:** 9 vs. Evansville (Dec. 8, 2015)  
**Assists:** 11 vs. Charleston Southern (Nov. 20, 2015)  
**Steals:** 5, 3x, last vs. Mercer (Dec. 19, 2015)  
**Blocks:** None  
**Minutes:** 35, 2x, last vs. Evansville (Dec. 8, 2015)

## SEASON HIGHS >>

**Points:** 14 vs. Northwestern State (Dec. 1, 2015)  
**FG:** 4, 2x, last at Wake Forest (Dec. 4, 2015)  
**FGA:** 8, 2x, last vs. Northwestern State (Dec. 1, 2015)  
**3FG:** 1, 5x, last vs. Mercer (Dec. 19, 2015)  
**3FGA:** 3, 4x, last vs. Mercer (Dec. 19, 2015)  
**FT:** 5, 2x, last vs. Northwestern State (Dec. 1, 2015)  
**FTA:** 6, 2x, last vs. Northwestern State (Dec. 1, 2015)  
**Rebounds:** 9 vs. Evansville (Dec. 8, 2015)  
**Assists:** 11 vs. Charleston Southern (Nov. 20, 2015)  
**Steals:** 5, 3x, last vs. Mercer (Dec. 19, 2015)  
**Blocks:** --  
**Minutes:** 35, 2x, last vs. Evansville (Dec. 8, 2015)

## #RAZORFACTS >>

- Leads the SEC and ranks No. 4 in the country with 7.8 assists per game.
- Has four of the seven double-digit assist performances in the SEC this year.
- Is one of four players in the country with four-plus double-digit assist games this season.
- One of 5 players in the nation this season to record a game of double-digit points and assists and 5-plus steals.
- Is the only player in the league with multiple double-digit assist games this season.
- Is one of five players in the country with three games of five-plus steals this year.
- Against Northwestern State he became the first Razorback in 20 years with 14 points, 10 assists and five steals in a game.
- Recorded first career double-double against Northwestern State with 14 points and 10 assists.
- Scored a career-high 14 points against Northwestern State.
- Pulled down a career-high nine rebounds against Evansville.
- Recorded a career-high 11 assists against Charleston Southern.

## GAME-BY-GAME STATS >>

Opponent	Date	gs	min	Total		3-Pointers		Free throws		Rebounds			pf	a	t/o	blk	stl	pts	avg		
				fg-fga	pct	3fg-fga	pct	ft-fa	pct	off	def	tot								avg	
SOUTHERN UNIVERSITY	11/13/15	*	34	3-6	.500	1-2	.500	0-0	.000	0	4	4	4.0	2	10	6	0	5	7	7.0	
AKRON	11/18/15	*	30	0-3	.000	0-2	.000	4-4	1.000	2	3	5	4.5	4	4	0	0	1	4	5.5	
CHARLESTON SOUTHER	11/20/15	*	28	1-4	.250	0-1	.000	5-6	.833	0	4	4	4.3	2	11	3	0	0	7	6.0	
vs Georgia Tech	11/26/15	*	33	2-6	.333	0-3	.000	1-3	.333	0	5	5	4.5	2	6	2	0	1	5	5.8	
vs Stanford	11/27/15	*	35	1-8	.125	0-2	.000	0-0	.000	1	1	2	4.0	2	7	2	0	0	2	5.0	
NORTHWESTERN STATE	12/01/15	*	28	4-8	.500	1-3	.333	5-6	.833	0	2	2	3.7	1	10	1	0	5	14	6.5	
at Wake Forest	12/04/15	*	30	4-7	.571	1-3	.333	0-0	.000	0	3	3	3.6	4	8	1	0	3	9	6.9	
EVANSVILLE	12/08/15	*	35	3-6	.500	1-1	1.000	2-2	1.000	1	8	9	4.3	1	7	2	0	1	9	7.1	
TENNESSEE TECH	12/12/15	*	24	2-5	.400	0-2	.000	0-0	.000	0	5	5	4.3	2	10	2	0	1	4	6.8	
MERCER	12/19/15	*	33	1-6	.167	1-3	.333	2-2	1.000	0	5	5	4.4	1	5	3	1	5	5	6.6	
Totals			10	310	21-59	.356	5-22	.227	19-23	.826	4	40	44	4.4	21	78	22	1	22	66	6.6

Games played: 10  
 Minutes/game: 31.0  
 Points/game: 6.6  
 FG Pct: 35.6  
 3FG Pct: 22.7  
 FT Pct: 82.6

Rebounds/game: 4.4  
 Assists/game: 7.8  
 Turnovers/game: 2.2  
 Assist/turnover ratio: 3.5  
 Steals/game: 2.2  
 Blocks/game: 0.1

## SUPERLATIVE STATS >>

	Season	Career
Team Leader in Assists	9	12
Games W/ a Three-Pointer	5	18
2+ Three-Pointers	0	1
Games W/ a Off. Rebound	3	8
5+ Assists	8	10
10+ Assists	4	4
Games Without a Turnover	1	21
Games W/ a Steal	8	17

## ARKANSAS CAREER STATS >>

Season	gp-gs	min/avg	Total		3-Point		F-Throws		Rebounds				Scoring							
			fg-fga	pct	fg-fga	pct	ft-fa	pct	off	def	tot	avg	pf	fo	ast	to	blk	stl	pts	avg
2014-15	36-9	359/10.0	20-66	.303	15-42	.357	11-14	.786	8	19	27	0.8	39	0	52	27	0	10	66	1.8
2015-16	10-10	310/31.0	21-59	.356	5-22	.227	19-23	.826	4	40	44	4.4	21	0	78	22	1	22	66	6.6
TOTAL	46-19	669/14.5	41-125	.328	20-64	.313	30-37	.811	12	59	71	1.5	60	0	130	49	1	32	132	2.9

# « ANTHLON 5 BELL »»



G | Sr. | 6-3 | 185  
 Memphis, Tenn. | Bartlet HS

@\_AntHill | #NylonBell

## CAREER HIGHS >>

**Points:** 28 vs. Indiana State (March 18, 2014)  
**FG:** 11 vs. Indiana State (March 18, 2014)  
**FGA:** 20 vs. Akron (Nov. 18, 2015)  
**3FG:** 7 vs. Ole Miss (March 5, 2014)  
**3FGA:** 13 vs. Akron (Nov. 18, 2015)  
**FT:** 4, 4x, last vs. Mercer (Dec. 19, 2015)  
**FTA:** 5, 4x, last vs. Mercer (Dec. 19, 2015)  
**Rebounds:** 7 vs. Northwestern State (Dec. 1, 2015)  
**Assists:** 5 vs. Charleston Southern (Nov. 20, 2015)  
**Steals:** 3 vs. Tennessee (March 13, 2015)  
**Blocks:** 2 vs. Georgia Tech (Nov. 26, 2015)  
**Minutes:** 35 vs. Mercer (Dec. 19, 2015)

## SEASON HIGHS >>

**Points:** 23 vs. Akron (Nov. 18, 2015)  
**FG:** 7, 3x, last vs. Tennessee Tech (Dec. 12, 2015)  
**FGA:** 20 vs. Akron (Nov. 18, 2015)  
**3FG:** 5, 3x, last vs. Evansville (Dec. 8, 2015)  
**3FGA:** 13 vs. Akron (Nov. 18, 2015)  
**FT:** 4, 3x, last vs. Mercer (Dec. 19, 2015)  
**FTA:** 5, 2x, last vs. Mercer (Dec. 19, 2015)  
**Rebounds:** 7 vs. Northwestern State (Dec. 1, 2015)  
**Assists:** 5 vs. Charleston Southern (Nov. 20, 2015)  
**Steals:** 2, 2x, last vs. Evansville (Dec. 8, 2015)  
**Blocks:** 2 vs. Georgia Tech (Nov. 26, 2015)  
**Minutes:** 35 vs. Mercer (Dec. 19, 2015)

## SUPERLATIVE STATS >>

	Season	Career
Double Figure Points	10	36
20+ Points	3	7
Team Leader/Scoring	3	9
5+ Field Goals	10	23
Games W/ a Three-Pointer	10	71
2+ Three-Pointers	8	46
3+ Three-Pointers	5	29
4+ Three-Pointers	5	21
5+ Three-Pointers	3	9
Games W/ a Steal	3	30

## #RAZORFACTS >>

- Leads the SEC with 31 made three-pointers on the season.
- Has 10 straight double-digit scoring efforts to start the year.
- Has three games with five made three-pointers this year.
- Is one of 32 players in the nation with five-plus made treys in three games this season.
- Named to the NIT Tip-Off All-Tournament Team after sinking 9-of-15 threes and scoring 31 point.
- Went 5-for-5 from long range against Stanford in a span of six minutes and 34 seconds, taking Arkansas from a two-point deficit to a 19-point lead.
- Is 190 points away from becoming the program's 39th player with 1,000 career points.
- One of four players in school history to lead the team in three-pointers made for three straight years.
- Has hit 179 three-pointers in 1,683 career minutes, an average of one every 9.6 minutes.
- His 179 career three-pointers is good for sixth in school history.

## GAME-BY-GAME STATS >>

Opponent	Date	gs	min	Total		3-Pointers		Free throws		Rebounds				Scoring							
				fg-fga	pct	3fg-fga	pct	ft-fa	pct	off	def	tot	avg	pf	a	t/o	blk	stl	pts	avg	
SOUTHERN UNIVERSITY	11/13/15		27	6-12	.500	2-6	.333	0-0	.000	0	3	3	3.0	2	1	3	0	0	14	14.0	
AKRON	11/18/15		26	7-20	.350	5-13	.385	4-5	.800	1	0	1	2.0	2	2	2	0	1	23	18.5	
CHARLESTON SOUTHER	11/20/15	*	31	5-12	.417	2-7	.286	0-0	.000	1	0	1	1.7	1	5	0	1	0	12	16.3	
vs Georgia Tech	11/26/15	*	27	5-12	.417	4-8	.500	0-1	.000	0	0	0	1.3	1	0	1	2	0	14	15.8	
vs Stanford	11/27/15	*	19	6-11	.545	5-7	.714	0-0	.000	0	2	2	1.4	5	0	0	0	0	17	16.0	
NORTHWESTERN STATE	12/01/15	*	25	6-11	.545	1-5	.200	4-4	1.000	2	5	7	2.3	1	0	0	0	2	17	16.2	
at Wake Forest	12/04/15	*	33	6-16	.375	1-5	.200	0-0	.000	2	2	4	2.6	4	1	0	0	0	13	15.7	
EVANSVILLE	12/08/15	*	25	7-11	.636	5-6	.833	2-4	.500	0	0	0	2.3	3	1	1	0	2	21	16.4	
TENNESSEE TECH	12/12/15	*	27	7-13	.538	4-7	.571	3-4	.750	0	0	0	2.0	2	0	0	0	0	21	16.9	
MERCER	12/19/15	*	35	5-8	.625	2-3	.667	4-5	.800	0	3	3	2.1	4	4	1	0	0	16	16.8	
Totals			8	275	60-126	476	31-67	.463	17-23	.739	6	15	21	2.1	25	14	8	3	5	168	16.8

Games played: 10  
 Minutes/game: 27.5  
 Points/game: 16.8  
 FG Pct: 47.6  
 3FG Pct: 46.3  
 FT Pct: 73.9

Rebounds/game: 2.1  
 Assists/game: 1.4  
 Turnovers/game: 0.8  
 Assist/turnover ratio: 1.8  
 Steals/game: 0.5  
 Blocks/game: 0.3

## ARKANSAS CAREER STATS >>

Season	gp-gs	min/avg	Total		3-Point		F-Throws		Rebounds				Scoring							
			fg-fga	pct	fg-fga	pct	ft-fa	pct	off	def	tot	avg	pf	fo	ast	to	blk	stl	pts	avg
2012-13	29-0	268/9.2	43-131	.328	33-104	.317	9-11	.818	4	20	24	0.8	20	0	9	8	3	4	128	4.4
2013-14	32-14	515/16.1	84-222	.378	50-151	.331	12-15	.800	14	26	40	1.3	44	0	23	21	2	11	230	7.2
2014-15	36-16	660/18.3	95-257	.370	65-185	.351	29-41	.707	12	30	42	1.2	62	0	50	32	4	21	284	7.9
2015-16	10-8	275/27.5	60-126	.476	31-67	.463	17-23	.739	6	15	21	2.1	25	1	14	8	3	5	168	16.8
TOTAL	107-38	1718/16.1	282-736	.383	179-507	.353	67-90	.744	36	91	127	1.2	151	1	96	69	12	41	810	7.6

# ◀ MANUALE 21 WATKINS ▶



G | Jr. | 6-3 | 205  
Fayetteville, Ark. | Fayetteville HS

@ManualeWatkins | #HandyManny

## CAREER HIGHS >>

**Points:** 14, 2x, last at Wake Forest (Dec. 4, 2015)  
**FG:** 6 at Wake Forest (Dec. 4, 2015)  
**FGA:** 8 vs. Northwestern State (Dec. 1, 2015)  
**3FG:** --  
**3FGA:** 2 vs. Iona (Nov. 30, 2014)  
**FT:** 4 vs. Charleston Southern (Nov. 20, 2015)  
**FTA:** 4, 5x, last vs. Evansville (Dec. 8, 2015)  
**Rebounds:** 9 vs. Northwestern State (Dec. 1, 2015)  
**Assists:** 5, 2x, last vs. Northwestern State (Dec. 1, 2015)  
**Steals:** 5 vs. Wake Forest (Nov. 19, 2014)  
**Blocks:** 1 vs. Charleston Southern (Nov. 20, 2015)  
**Minutes:** 30 at Wake Forest (Dec. 4, 2015)

## SEASON HIGHS >>

**Points:** 14, 2x, last at Wake Forest (Dec. 4, 2015)  
**FG:** 6 at Wake Forest (Dec. 4, 2015)  
**FGA:** 8 vs. Northwestern State (Dec. 1, 2015)  
**3FG:** --  
**3FGA:** --  
**FT:** 4 vs. Charleston Southern (Nov. 20, 2015)  
**FTA:** 4, 3x, last vs. Evansville (Dec. 8, 2015)  
**Rebounds:** 9 vs. Northwestern State (Dec. 1, 2015)  
**Assists:** 5 vs. Northwestern State (Dec. 1, 2015)  
**Steals:** 4 vs. Georgia Tech (Nov. 26, 2015)  
**Blocks:** 1 vs. Charleston Southern (Nov. 20, 2015)  
**Minutes:** 30 at Wake Forest (Dec. 4, 2015)

## SUPERLATIVE STATS >>

	Season	Career
Double Figure Points	4	4
Games W/ a Offensive Rebound	5	17
Multiple Assists	9	120
5+ Assists	1	2
Games W/ a Steal	6	32
2+ Steals	4	12
3+ Steals	1	4

## #RAZORFACTS >>

- Has four double-digit scoring games in his career, all coming in the last nine games.
- Has consecutive double-digit scoring efforts two different times this season.
- Tied a career high with 14 points at Wake Forest.
- Went 6-for-7 from the field against the Demon Deacons.
- Pulled down a career-high nine rebounds against Northwestern State.
- Dished out a career-high five assists against Northwestern State.
- Grabbed a career-high six offensive rebounds against Northwestern State.
- Hit the game-winning shot with 6.4 seconds left at Ole Miss (Feb. 14) last season.

## GAME-BY-GAME STATS >>

Opponent	Date	gs	min	Total		3-Pointers		Free throws		Rebounds			Other			pts	avg			
				fg-fga	pct	3fg-fga	pct	ft-fa	pct	off	def	tot	avg	pf	a			to	blk	stl
SOUTHERN UNIVERSITY	11/13/15	18	1-6	.167	0-0	.000	1-4	.250	4	1	5	5.0	3	2	0	0	3	3.0		
AKRON	11/18/15	19	4-6	.667	0-0	.000	2-2	1.000	0	1	1	3.0	3	2	0	0	1	10	6.5	
CHARLESTON SOUTHER	11/20/15	21	5-6	.833	0-0	.000	4-4	1.000	0	3	3	3.0	3	2	1	1	2	14	9.0	
vs Georgia Tech	11/26/15	23	2-5	.400	0-0	.000	1-2	.500	1	0	1	2.5	1	3	2	0	4	5	8.0	
vs Stanford	11/27/15	25	2-6	.333	0-0	.000	0-0	.000	2	5	7	3.4	2	3	0	0	0	4	7.2	
NORTHWESTERN STATE	12/01/15	22	4-8	.500	0-0	.000	0-3	.000	3	6	9	4.3	1	5	0	0	0	8	7.3	
at Wake Forest	12/04/15	30	6-7	.857	0-0	.000	2-3	.667	1	3	4	4.3	1	3	0	0	2	14	8.3	
EVANSVILLE	12/08/15	26	4-5	.800	0-0	.000	2-4	.500	0	2	2	4.0	2	3	1	0	2	10	8.5	
TENNESSEE TECH	12/12/15	20	2-4	.500	0-0	.000	0-0	.000	0	1	1	3.7	0	3	2	0	1	4	8.0	
MERCER	12/19/15	16	0-1	.000	0-0	.000	0-0	.000	0	2	2	3.5	1	0	0	0	0	0	7.2	
Totals		0	220	30-54	.556	0-0	.000	12-22	.545	11	24	35	3.5	17	26	6	1	12	72	7.2

Games played: 10  
 Minutes/game: 22.0  
 Points/game: 7.2  
 FG Pct: 55.6  
 FT Pct: 54.5

Rebounds/game: 3.5  
 Assists/game: 2.6  
 Turnovers/game: 0.6  
 Assist/turnover ratio: 4.3  
 Steals/game: 1.2  
 Blocks/game: 0.1

## ARKANSAS CAREER STATS >>

Season	gp-gs	min/avg	Total		3-Point		F-Throws		Rebounds				Scoring							
			fg-fga	pct	fg-fga	pct	ft-fa	pct	off	def	tot	avg	pf	fo	ast	to	blk	stl	pts	avg
2013-14	8-0	27/3.4	2-3	.667	0-0	.000	1-2	.500	1	3	4	0.5	2	0	1	2	0	3	5	0.6
2014-15	36-0	502/13.9	38-68	.559	0-7	.000	17-24	.708	17	56	73	2.0	54	0	39	28	0	37	93	2.6
2015-16	10-0	220/22.0	30-54	.556	0-0	.000	12-22	.545	11	24	35	3.5	17	0	26	6	1	12	72	7.2
TOTAL	54-0	749/13.9	70-125	.560	0-7	.000	30-48	.625	29	83	112	2.1	73	0	66	36	1	52	170	3.1

# « JIMMY 24 WHITT »»



G | Fr. | 6-4 | 173

Columbia, Mo. | Hickman HS

@JimmyWhitt33 | #JimmyBuckets

## CAREER HIGHS >>

**Points:** 14, 2x, last vs. Stanford (Nov. 27, 2015)  
**FG:** 6, 2x, last vs. Stanford (Nov. 27, 2015)  
**FGA:** 13 vs. Charleston Southern (Nov. 20, 2015)  
**3FG:** --  
**3FGA:** 1 vs. Evansville (Dec. 8, 2015)  
**FT:** 4 vs. Akron (Nov. 18, 2015)  
**FTA:** 6 vs. Akron (Nov. 18, 2015)  
**Rebounds:** 5 vs. Charleston Southern (Nov. 20, 2015)  
**Assists:** 4, 2x, last vs. Tennessee Tech (Dec. 12, 2015)  
**Steals:** 2, 6x, last vs. Mercer (Dec. 19, 2015)  
**Blocks:** 2 vs. Evansville (Dec. 8, 2015)  
**Minutes:** 30 vs. Stanford (Nov. 27, 2015)

## SEASON HIGHS >>

**Points:** Same  
**FG:** Same  
**FGA:** Same  
**3FG:** Same  
**3FGA:** Same  
**FT:** Same  
**FTA:** Same  
**Rebounds:** Same  
**Assists:** Same  
**Steals:** Same  
**Blocks:** Same  
**Minutes:** Same

## SUPERLATIVE STATS >>

	Season	Career
Double Figure Points	5	5
Games W/ a Offensive Rebound	2	2
Multiple Assists	6	6
5+ Assists	0	0
Games W/ a Steal	6	6
2+ Steals	6	6
3+ Steals	0	0

## #RAZORFACTS >>

- Has five double-digit scoring efforts in his first 10 collegiate games.
- Recorded a career-high four assists against Northwestern State and Tennessee Tech.
- Blocked a career-high two shots against Evansville.
- Played a career-long 30 minutes against Stanford in the NIT Tip-Off.
- Scored a career-high tying 14 points against Stanford.
- Pulled down a career-high five rebounds against Charleston Southern.
- Scored 12 points in 26 minutes vs. Southern University in his debut as a Razorback.
- A consensus top-80 player in the class of 2015.
- Participated in USA Basketball Men's Junior National Team mini-camp as Jr.
- Ranked No. 11 at his position and No. 1 in the state of Missouri by ESPN.com.

## GAME-BY-GAME STATS >>

Opponent	Date	gs	min	Total		3-Pointers		Free throws		Rebounds				pf	a	t/o	blk	stl	pts	avg	
				fg-fga	pct	3fg-fga	pct	ft-fla	pct	off	def	tot	avg								
SOUTHERN UNIVERSITY	11/13/15	*	26	5-12	.417	0-0	.000	2-2	1.000	0	1	1	1.0	3	3	1	0	2	12	12.0	
AKRON	11/18/15	*	22	1-6	.167	0-0	.000	4-6	.667	1	1	2	1.5	4	3	2	1	0	6	9.0	
CHARLESTON SOUTHER	11/20/15	*	26	6-13	.462	0-0	.000	2-4	.500	1	4	5	2.7	1	1	1	0	2	14	10.7	
vs Georgia Tech	11/26/15	*	29	4-12	.333	0-0	.000	2-2	1.000	0	3	3	2.8	4	1	1	0	0	10	10.5	
vs Stanford	11/27/15	*	30	6-11	.545	0-0	.000	2-2	1.000	0	2	2	2.6	3	1	2	0	2	14	11.2	
NORTHWESTERN STATE	12/01/15	*	28	4-11	.364	0-0	.000	2-2	1.000	1	2	3	2.7	3	4	3	1	2	10	11.0	
at Wake Forest	12/04/15	*	15	2-6	.333	0-0	.000	2-2	1.000	0	1	1	2.4	2	0	0	0	0	6	10.3	
EVANSVILLE	12/08/15	*	26	3-5	.600	0-1	.000	1-1	1.000	0	1	1	2.3	3	2	2	2	2	7	9.9	
TENNESSEE TECH	12/12/15	*	26	2-7	.286	0-0	.000	2-2	1.000	0	3	3	2.3	3	4	1	0	0	6	9.4	
MERCER	12/19/15	*	27	1-6	.167	0-0	.000	0-0	.000	0	1	1	2.2	2	2	1	0	2	2	8.7	
<b>Totals</b>			10	255	34-89	.382	0-1	.000	19-23	.826	3	19	22	2.2	28	21	14	4	12	87	8.7

Games played: 10  
 Minutes/game: 25.5  
 Points/game: 8.7  
 FG Pct: 38.2  
 3FG Pct: 0.0  
 FT Pct: 82.6

Rebounds/game: 2.2  
 Assists/game: 2.1  
 Turnovers/game: 1.4  
 Assist/turnover ratio: 1.5  
 Steals/game: 1.2  
 Blocks/game: 0.4

## ARKANSAS CAREER STATS >>

Season	gp-gs	min/avg	Total		3-Point		F-Throws		Rebounds				Scoring							
			fg-fga	pct	fg-fga	pct	ft-fla	pct	off	def	tot	avg	pf	fo	ast	to	blk	stl	pts	avg
2015-16	10-10	255/25.5	34-89	.382	0-1	.000	19-23	.826	3	19	22	2.2	28	0	21	14	4	12	87	8.7
<b>TOTAL</b>	10-10	255/25.5	34-89	.382	0-1	.000	19-23	.826	3	19	22	2.2	28	0	21	14	4	12	87	8.7



# « ANTON 31 BEARD »»



G | So. | 6-0 | 195

Little Rock, Ark. | North Little Rock HS

@antonbeard31

## CAREER HIGHS >>

**Points:** 14 at Ole Miss (Feb. 14, 2015)  
**FG:** 5 at Ole Miss (Feb. 14, 2015)  
**FGA:** 9 vs. Mississippi State (Feb. 7, 2015)  
**3FG:** 4 at Ole Miss (Feb. 14, 2015)  
**3FGA:** 5, 3x, last vs. Mississippi State (Feb. 7, 2015)  
**FT:** 6 at Mississippi State (Feb. 21, 2015)  
**FTA:** 6 at Mississippi State (Feb. 21, 2015)  
**Rebounds:** 7 vs. Delaware State (Nov. 21, 2015)  
**Assists:** 5, 3x, last vs. Tennessee (March 13, 2015)  
**Steals:** 5 vs. Milwaukee (Dec. 22, 2014)  
**Blocks:** --  
**Minutes:** 33 vs. Tennessee (March 13, 2015)

## SEASON HIGHS >>

**Points:** 6 vs. Mercer (Dec. 19, 2015)  
**FG:** 2 vs. Mercer (Dec. 19, 2015)  
**FGA:** 7 vs. Mercer (Dec. 19, 2015)  
**3FG:** 2 vs. Mercer (Dec. 19, 2015)  
**3FGA:** 3 vs. Mercer (Dec. 19, 2015)  
**FT:** --  
**FTA:** 1 vs. Mercer (Dec. 19, 2015)  
**Rebounds:** 2 vs. Mercer (Dec. 19, 2015)  
**Assists:** --  
**Steals:** 2 vs. Mercer (Dec. 19, 2015)  
**Blocks:** --  
**Minutes:** 18 vs. Mercer (Dec. 19, 2015)

## SUPERLATIVE STATS >>

	Season	Career
Double Figure Points	--	8
Games W/ a Three-Pointer	1	20
2+ Three-Pointers	1	10
3+ Three-Pointers	--	2
3+ Assists	--	8
5+ Rebounds	--	2
Games W/ a Off. Rebound	--	21
2+ Off. Rebounds	--	6
Games W/ a Steal	1	22
2+ Steals	1	7

## #RAZORFACTS >>

- Reinstated to the program on Nov. 16 following resolutions in the legal and the campus judicial processes.
- Joined team-related activities and practice on Nov. 16.
- Was suspended for the fall semester and the first nine games of the year.
- Scored six points in 18 minutes against Mercer in his return to action.
- Went 2-for-3 from behind the arc against Mercer.
- Named to the SEC All-Freshman team last season after starting the final 16 games of the year.
- Scored 7.6 points per game and added 1.5 assists per game and 35 steals last year as a freshman.
- Was the top ranked prospect in the state of Arkansas for the class of 2014 by every recruiting outlet.
- Led North Little Rock High School to a 7A state championship as a senior.

## GAME-BY-GAME STATS >>

Opponent	Date	gs	min	Total		3-Pointers		Free throws		Rebounds				pf	a	t/o	blk	stl	pts	avg
				fg-fga	pct	3fg-fga	pct	ft-fa	pct	off	def	tot	avg							
MERCER	12/19/15		18	2-7	.286	2-3	.667	0-1	.000	0	2	2	2.0	0	0	0	0	2	6	6.0
Totals		0	18	2-7	.286	2-3	.667	0-1	.000	0	2	2	2.0	0	0	0	0	2	6	6.0

Games played: 1  
 Minutes/game: 18.0  
 Points/game: 6.0  
 FG Pct: 28.6  
 3FG Pct: 66.7  
 FT Pct: 0.0  
 Rebounds/game: 2.0  
 Steals/game: 2.0

## ARKANSAS CAREER STATS >>

Season	gp-gs	min/avg	Total		3-Point		F-Throws		Rebounds				Scoring							
			fg-fga	pct	fg-fga	pct	ft-fa	pct	off	def	tot	avg	pf	fo	ast	to	blk	stl	pts	avg
2014-15	35-16	662/18.9	66-172	.384	31-88	.352	35-55	.636	31	36	67	1.9	84	4	53	32	0	35	198	5.7
2015-16	1-0	18/18.0	2-7	.286	2-3	.667	0-1	.000	0	2	2	2.0	0	0	0	0	0	2	6	6.0
TOTAL	36-16	680/18.9	68-179	.380	33-91	.363	35-56	.625	31	38	69	1.9	84	4	53	32	0	37	204	5.7



# « MOSES 33 KINGSLEY »»

F | Jr. | 6-10 | 230  
 Abuja, Nigeria | Huntington Prep (W. Va.)

@KingMoses\_ | #MoKnows

## CAREER HIGHS >>

**Points:** 22 vs. Southern University (Nov. 13, 2015)  
**FG:** 8, 2x, last vs. Mercer (Dec. 19, 2015)  
**FGA:** 16 vs. Mercer (Dec. 19, 2015)  
**3FG:** 1 vs. South Alabama (Dec. 21, 2013)  
**3FGA:** 1, 2x, last vs. Auburn (Jan. 25, 2014)  
**FT:** 7, 3x, last vs. Northwestern State (Dec. 1, 2015)  
**FTA:** 11 vs. Southern University (Nov. 13, 2015)  
**Rebounds:** 14 vs. Mercer (Dec. 19, 2015)  
**Assists:** 3, 2x, last vs. Charleston Southern (Nov. 20, 2015)  
**Steals:** 3 vs. Southern University (Nov. 13, 2015)  
**Blocks:** 8 vs. Tennessee Tech (Dec. 12, 2015)  
**Minutes:** 39 vs. Mercer (Dec. 19, 2015)

## SEASON HIGHS >>

**Points:** 22 vs. Southern University (Nov. 13, 2015)  
**FG:** 8, 2x, last vs. Mercer (Dec. 19, 2015)  
**FGA:** 16 vs. Mercer (Dec. 19, 2015)  
**3FG:** --  
**3FGA:** --  
**FT:** 7, 3x, last vs. Northwestern State (Dec. 1, 2015)  
**FTA:** 11 vs. Southern University (Nov. 13, 2015)  
**Rebounds:** 14 vs. Mercer (Dec. 19, 2015)  
**Assists:** 3, 2x, last vs. Charleston Southern (Nov. 20, 2015)  
**Steals:** 3 vs. Southern University (Nov. 13, 2015)  
**Blocks:** 8 vs. Tennessee Tech (Dec. 12, 2015)  
**Minutes:** 39 vs. Mercer (Dec. 19, 2015)

## #RAZORFACTS >>

- Has 10 consecutive double-digit scoring games and two 20-point efforts to start the year.
- After one double-double in two years, he has six in 10 games to open the year.
- One of 29 players in the nation averaging a double-double and one of 12 from a power five conference.
- One of five players from a power five conference averaging a double-double with 15-plus points per game.
- Leads SEC with 26 blocks on the season.
- Ranks third in the SEC with 10.3 rebounds per game.
- Pulled down a career-best 14 rebounds against Mercer.
- Posted career-high eight blocks against Tennessee Tech.
- First Razorback in six years to open the season with consecutive double-doubles.
- First Arkansas player since 2008-09 to have consecutive 12-plus rebound games to start the year.
- Scored a career-high 22 points and added a career-high 3 steals vs. Southern.
- With an 8-of-8 shooting performance against Southern, he became the ninth player in program history make at least 8 shots and remain perfect from the field.

## GAME-BY-GAME STATS >>

Opponent	Date	gs	min	Total		3-Pointers		Free throws		Rebounds					pts	avg					
				fg-fga	pct	3fg-fga	pct	ft-fa	pct	off	def	tot	avg	pf			a	t/o	blk	stl	
SOUTHERN UNIVERSITY	11/13/15	*	24	8-8	1.000	0-0	.000	6-11	.545	6	6	12	12.0	5	1	2	5	3	22	22.0	
AKRON	11/18/15	*	33	5-12	.417	0-0	.000	7-9	.778	4	8	12	12.0	3	3	1	1	2	17	19.5	
CHARLESTON SOUTHER	11/20/15	*	24	4-7	.571	0-0	.000	7-9	.778	2	4	6	10.0	1	3	1	3	0	15	18.0	
vs Georgia Tech	11/26/15	*	23	5-8	.625	0-0	.000	3-6	.500	4	5	9	9.8	5	0	2	1	0	13	16.8	
vs Stanford	11/27/15	*	27	4-10	.400	0-0	.000	4-4	1.000	7	5	12	10.2	5	1	4	1	2	12	15.8	
NORTHWESTERN STATE	12/01/15	*	23	7-10	.700	0-0	.000	7-9	.778	4	6	10	10.2	1	1	0	1	0	21	16.7	
at Wake Forest	12/04/15	*	24	5-10	.500	0-0	.000	5-6	.833	4	3	7	9.7	4	0	2	2	1	15	16.4	
EVANSVILLE	12/08/15	*	25	4-10	.400	0-0	.000	4-5	.800	1	7	8	9.5	3	1	2	2	0	12	15.9	
TENNESSEE TECH	12/12/15	*	30	4-10	.400	0-0	.000	2-4	.500	3	10	13	9.9	1	0	1	8	1	10	15.2	
MERCER	12/19/15	*	39	8-16	.500	0-0	.000	2-3	.667	5	9	14	10.3	4	1	1	2	1	18	15.5	
Totals			10	272	54-101	.535	0-0	.000	47-66	.712	40	63	103	10.3	32	11	16	26	10	155	15.5

Games played: 10  
 Minutes/game: 27.2  
 Points/game: 15.5  
 FG Pct: 53.5  
 FT Pct: 71.2

Rebounds/game: 10.3  
 Assists/game: 1.1  
 Turnovers/game: 1.6  
 Assist/turnover ratio: 0.7  
 Steals/game: 1.0  
 Blocks/game: 2.6

## SUPERLATIVE STATS >>

	Season	Career
Double Figure Points	10	14
Double-Double	6	7
Team Leader/Rebounds	9	13
7+ Rebounds	9	15
10+ Rebounds	6	7
2+ Off. Rebounds	9	32
Games W/ a Block	10	56
2+ Blocks	6	33
3+ Blocks	3	16

## ARKANSAS CAREER STATS >>

Season	gp-gs	min/avg	Total		3-Point		F-Throws		Rebounds					Scoring						
			fg-fga	pct	fg-fga	pct	ft-fa	pct	off	def	tot	avg	pf	fo	ast	to	blk	stl	pts	avg
2013-14	32-0	368/11.5	43-81	.531	1-2	.500	41-63	.651	39	63	102	3.2	41	0	7	14	49	14	128	4.0
2014-15	36-4	391/10.9	49-101	.485	0-0	.000	33-53	.623	45	45	90	2.5	56	0	11	23	38	15	131	3.6
2015-16	10-10	272/27.2	54-101	.535	0-0	.000	47-66	.712	40	63	103	10.3	32	3	11	16	26	10	155	15.5
TOTAL	78-14	1031/13.2	146-283	.516	1-2	.500	121-182	.665	124	171	295	3.8	129	3	29	53	113	39	414	5.3

# « WILLY 50 KOUASSI »»

C | R-Sr. | 6-10 | 230

Abidjan, Ivory Coast | Central Park Christian | KSU

@WillyOfficial50



## CAREER HIGHS >>

**Points:** 15, 2x, last at USC Upstate (Jan. 6, 2014)^  
**FG:** 7 at USC Upstate (Jan. 6, 2014)^  
**FGA:** 11 at USC Upstate (Jan. 6, 2014)^  
**3FG:** --  
**3FGA:** --  
**FT:** 7 vs Chattanooga (Nov. 29, 2014)^  
**FTA:** 12 vs Chattanooga (Nov. 29, 2014)^  
**Rebounds:** 11 at USC Upstate (Jan. 6, 2014)^  
**Assists:** 2 vs. FGCU (Jan. 25, 2014)^  
**Steals:** 1, 1lx, last vs. Stanford (Nov. 27, 2015)  
**Blocks:** 5 vs. Nicholls State (Nov. 25, 2011)\*  
**Minutes:** 30, 2x, last at North Florida (Jan. 29, 2015)^

^ - at Kennesaw State  
 \* - at Auburn

## SEASON HIGHS >>

**Points:** 12 vs. Northwestern State (Dec. 1, 2015)  
**FG:** 5 vs. Northwestern State (Dec. 1, 2015)  
**FGA:** 6 vs. Northwestern State (Dec. 1, 2015)  
**3FG:** --  
**3FGA:** --  
**FT:** 4 at Wake Forest (Dec. 4, 2015)  
**FTA:** 4, 3x, last vs. Evansville (Dec. 8, 2015)  
**Rebounds:** 9 vs. Northwestern State (Dec. 1, 2015)  
**Assists:** 1 vs. Tennessee Tech (Dec. 12, 2015)  
**Steals:** 1, 2x, last vs. Stanford (Nov. 27, 2015)  
**Blocks:** 4 vs. Evansville (Dec. 8, 2015)  
**Minutes:** 18 vs. Northwestern State (Dec. 1, 2015)

## SUPERLATIVE STATS >>

	Season	Career
Double Figure Points	1	6
Double-Double	0	0
7+ Rebounds	2	15
10+ Rebounds	0	2
2+ Off. Rebounds	2	30
Games W/ a Block	7	52
2+ Blocks	4	29
3+ Blocks	1	12

## #RAZORFACTS >>

- Recorded season-highs of points (12), rebounds (9) and minutes (18) against Northwestern State.
- Has gone 14-for-18 from the charity stripe in the last seven games.
- Has recorded a block in 52 of his 93 collegiate games.
- Tallied a season-high four blocks in 14 minutes against Evansville.
- Grabbed three rebounds in eight minutes vs. Southern University in his debut as a Razorback.
- Came to Arkansas after playing one year at Auburn and two at Kennesaw State.
- Played in 27 games with 25 starts last season at Kennesaw State.
- Led Kennesaw State with 36 blocks last year.

## GAME-BY-GAME STATS >>

Opponent	Date	gs	min	Total		3-Pointers		Free throws		Rebounds					pts	avg				
				fg-fga	pct	3fg-fga	pct	ft-fa	pct	off	def	tot	avg	pf			a	t/o	blk	stl
SOUTHERN UNIVERSITY	11/13/15	8	0-0	.000	0-0	.000	1-2	.500	1	2	3	3.0	0	0	0	0	0	1	1.0	
AKRON	11/18/15	2	0-0	.000	0-0	.000	0-0	.000	0	0	0	1.5	0	0	0	0	0	0	0.5	
CHARLESTON SOUTHER	11/20/15	14	0-1	.000	0-0	.000	1-2	.500	0	2	2	1.7	4	0	0	1	1	1	0.7	
vs Georgia Tech	11/26/15	15	1-2	.500	0-0	.000	3-4	.750	0	2	2	1.8	1	0	0	2	0	5	1.8	
vs Stanford	11/27/15	8	0-0	.000	0-0	.000	0-0	.000	1	1	2	1.8	4	0	1	1	1	0	1.4	
NORTHWESTERN STATE	12/01/15	18	5-6	.833	0-0	.000	2-2	1.000	3	6	9	3.0	2	0	2	0	0	12	3.2	
at Wake Forest	12/04/15	13	1-3	.333	0-0	.000	4-4	1.000	1	0	1	2.7	2	0	0	2	0	6	3.6	
EVANSVILLE	12/08/15	14	2-2	1.000	0-0	.000	3-4	.750	1	2	3	2.8	2	0	1	4	0	7	4.0	
TENNESSEE TECH	12/12/15	17	1-1	1.000	0-0	.000	1-2	.500	2	5	7	3.2	3	1	0	2	0	3	3.9	
MERCER	12/19/15	6	0-0	.000	0-0	.000	1-2	.500	0	0	0	2.9	0	0	0	1	0	1	3.6	
Totals		0	115	10-15	.667	0-0	.000	16-22	.727	9	20	29	2.9	18	1	4	13	2	36	3.6

Games played: 10  
 Minutes/game: 11.5  
 Points/game: 3.6  
 FG Pct: 66.7  
 FT Pct: 72.7

Rebounds/game: 2.9  
 Assists/game: 0.1  
 Turnovers/game: 0.4  
 Assist/turnover ratio: 0.3  
 Steals/game: 0.2  
 Blocks/game: 1.3

## ARKANSAS CAREER STATS >>

Season	gp-gs	min/avg	Total		3-Point		F-Throws		Rebounds					Scoring						
			fg-fga	pct	fg-fga	pct	ft-fa	pct	off	def	tot	avg	pf	fo	ast	to	blk	stl	pts	avg
2015-16	10-0	115/11.5	10-15	.667	0-0	.000	16-22	.727	9	20	29	2.9	18	0	1	4	13	2	36	3.6
TOTAL	10-0	115/11.5	10-15	.667	0-0	.000	16-22	.727	9	20	29	2.9	18	0	1	4	13	2	36	3.6

# « KEATON 55 MILES »»



F | R-Sr. | 6-7 | 212

Dallas, Texas | Dallas Lincoln HS | West Virginia

@KeatonMiles

## CAREER HIGHS >>

**Points:** 11, 2x, last vs. Northwestern State (Dec. 1, 2015)  
**FG:** 5 vs. Northwestern State (Dec. 1, 2015)  
**FGA:** 8 at Wake Forest (Dec. 4, 2015)  
**3FG:** 2, vs. Oakland (Dec. 19, 2012)^  
**3FGA:** 4, vs. Virginia Tech (Dec. 8, 2012)^  
**FT:** 5, vs. VMI (Nov. 28, 2012)^  
**FTA:** 5, 2x, last at Kansas State (Feb. 18, 2013)^  
**Rebounds:** 7, vs. DePaul (Feb. 28, 2012)^  
**Assists:** 7, vs. Rutgers (Jan. 14, 2012)^  
**Steals:** 5, vs. Oral Roberts (Nov. 11, 2011)^  
**Blocks:** 2, 6x, last vs. Texas (Feb. 4, 2013)^  
**Minutes:** 30, at Marshall (Dec. 5, 2012)^

^ - at West Virginia

## SEASON HIGHS >>

**Points:** 11 vs. Northwestern State (Dec. 1, 2015)  
**FG:** 5 vs. Northwestern State (Dec. 1, 2015)  
**FGA:** 8 at Wake Forest (Dec. 4, 2015)  
**3FG:** --  
**3FGA:** 1, 2x, last at Wake Forest (Dec. 4, 2015)  
**FT:** 3 vs. Stanford (Nov. 27, 2015)  
**FTA:** 4 vs. Stanford (Nov. 27, 2015)  
**Rebounds:** 5, 2x, last vs. Stanford (Nov. 27, 2015)  
**Assists:** 2, 5x, last vs. Evansville (Dec. 8, 2015)  
**Steals:** 2, 2x, last at Wake Forest (Dec. 4, 2015)  
**Blocks:** 1, 5x, last vs. Mercer (Dec. 19, 2015)  
**Minutes:** 29 vs. Stanford (Nov. 27, 2015)

## SUPERLATIVE STATS >>

	Season	Career
Double Figure Points	1	3
5+ Rebounds	2	7
Games W/ a Off. Rebound	9	40
2+ Off. Rebounds	7	18
3+ Assists	0	7
Games W/ a Steal	5	22
Games W/ a Block	6	28
Games shooting .500+	1	24

## #RAZORFACTS >>

- Scored a career-high tying 11 points against Northwestern State.
- Has made eight consecutive starts and started nine of 10 games this year.
- Made his first career start as a Razorback in the season opener.
- Recorded a career-high five field goals made against Northwestern State.
- Played a season-long 29 minutes against Stanford.
- Tied a career-high with five rebounds against Stanford.

## GAME-BY-GAME STATS >>

Opponent	Date	gs	min	Total		3-Pointers		Free throws		Rebounds				Other							
				fg-fga	pct	3fg-fga	pct	ft-fa	pct	off	def	tot	avg	pf	a	t/o	blk	stl	pts	avg	
SOUTHERN UNIVERSITY	11/13/15	*	15	2-5	.400	0-0	.000	0-1	.000	2	2	4	4.0	4	1	1	1	0	4	4.0	
AKRON	11/18/15	*	16	0-1	.000	0-1	.000	0-1	.000	1	3	4	4.0	2	0	1	1	1	0	2.0	
CHARLESTON SOUTHER	11/20/15	*	10	2-5	.400	0-0	.000	1-3	.333	2	3	5	4.3	5	0	1	0	0	5	3.0	
vs Georgia Tech	11/26/15	*	19	2-5	.400	0-0	.000	0-0	.000	2	1	3	4.0	3	2	1	0	1	4	3.3	
vs Stanford	11/27/15	*	29	1-6	.167	0-0	.000	3-4	.750	3	2	5	4.2	3	1	1	1	0	5	3.6	
NORTHWESTERN STATE	12/01/15	*	25	5-7	.714	0-0	.000	1-2	.500	2	1	3	4.0	4	2	3	0	2	11	4.8	
at Wake Forest	12/04/15	*	26	3-8	.375	0-1	.000	1-2	.500	2	2	4	4.0	4	2	4	0	2	7	5.1	
EVANSVILLE	12/08/15	*	15	0-2	.000	0-0	.000	0-0	.000	0	1	1	3.6	2	2	1	0	1	0	4.5	
TENNESSEE TECH	12/12/15	*	8	1-3	.333	0-0	.000	2-3	.667	1	0	1	3.3	4	0	2	1	0	4	4.4	
MERCER	12/19/15	*	12	1-5	.200	0-0	.000	2-2	1.000	2	0	2	3.2	1	0	1	1	0	4	4.4	
Totals			9	175	17-47	.362	0-2	.000	10-18	.556	17	15	32	3.2	32	10	16	5	7	44	4.4

Games played: 10  
 Minutes/game: 17.5  
 Points/game: 4.4  
 FG Pct: 36.2  
 3FG Pct: 0.0  
 FT Pct: 55.6

Rebounds/game: 3.2  
 Assists/game: 1.0  
 Turnovers/game: 1.6  
 Assist/turnover ratio: 0.6  
 Steals/game: 0.7  
 Blocks/game: 0.5

## ARKANSAS CAREER STATS >>

Season	gp-gs	min/avg	Total		3-Point		F-Throws		Rebounds				Scoring							
			fg-fga	pct	fg-fga	pct	ft-fa	pct	off	def	tot	avg	pf	fo	ast	to	blk	stl	pts	avg
2014-15	16-0	48/3.0	3-9	.333	0-1	.000	0-2	.000	2	4	6	0.4	20	0	1	2	0	1	6	0.4
2015-16	10-9	175/17.5	17-47	.362	0-2	.000	10-18	.556	17	15	32	3.2	32	1	10	16	5	7	44	4.4
TOTAL	26-9	223/8.6	20-56	.357	0-3	.000	10-20	.500	19	19	38	1.5	52	1	11	18	5	8	50	1.9







# GAME 9

Arkansas vs Tennessee Tech  
Dec. 12, 2015 at 7 p.m. at Fayetteville, Ark. (Bud Walton Arena)

## Tennessee Tech 57 • 7-3

#	Player	Total			3-Ptr			Rebounds			PF	TP	A	TO	Blk	Stl	Min
		FG-FGA	FG-FGA	FT-FTA	Off	Def	Tot	Off	Def	Tot							
13	MARTIN, Ryan	f	3-8	0-2	0-1	0	7	7	4	6	3	2	0	0	0	24	
35	MORSE, Anthony	f	4-7	0-1	2-7	1	5	6	3	10	1	2	3	0	31		
00	THOMAS, Shirmane	g	2-6	0-0	1-2	1	2	3	2	5	0	2	0	1	24		
04	JUGOVIC, Aleksa	g	4-10	2-5	2-3	0	3	3	3	12	0	1	0	0	29		
12	ROWE, Torrance	g	5-13	4-7	3-4	1	3	4	1	17	4	2	0	1	32		
01	HENDERSON, Markell	g	0-1	0-1	0-0	1	0	1	1	0	0	0	0	0	7		
02	ROGERS, Hakeem	g	1-5	1-4	0-0	1	1	2	0	3	1	0	0	0	7		
03	HANSBROUGH, Tre	g	1-5	0-2	2-3	0	4	4	2	4	3	1	0	1	18		
20	ALEXANDER, Savonte	g	0-1	0-1	0-0	0	0	0	1	0	0	0	0	0	3		
22	ALEXANDER, Courtney	g	0-1	0-0	0-0	2	0	2	1	0	1	2	1	0	17		
25	RAMSEY, Mason	g	0-2	0-1	0-0	0	0	0	1	0	0	0	0	0	8		
	Team					2	0	2									
<b>Totals</b>			20-59	7-24	10-20	9	25	34	19	57	13	12	4	3	200		

FG % 1st Half: 8-29 27.6% 2nd half: 12-30 40.0% Game: 20-59 33.9% Deadball Rebounds 5.1  
 3FG % 1st Half: 2-12 16.7% 2nd half: 5-12 41.7% Game: 7-24 29.2%  
 FT % 1st Half: 3-8 37.5% 2nd half: 7-12 58.3% Game: 10-20 50.0%

## Arkansas 83 • 5-4

#	Player	Total			3-Ptr			Rebounds			PF	TP	A	TO	Blk	Stl	Min
		FG-FGA	FG-FGA	FT-FTA	Off	Def	Tot	Off	Def	Tot							
33	Kingsley, Moses	f	4-10	0-0	2-4	3	10	13	1	10	0	1	8	1	30		
55	Miles, Keaton	f	1-3	0-0	2-3	1	0	1	4	4	0	2	1	0	8		
04	Durham, Jabril	g	2-5	0-2	0-0	0	5	5	2	4	10	2	0	1	24		
05	Bell, Anthlon	g	7-13	4-7	3-4	0	0	0	2	21	0	0	0	0	27		
24	Whitt, Jimmy	g	2-7	0-0	2-2	0	3	3	3	6	4	1	0	0	26		
01	Thompson, Trey	g	5-7	0-0	0-0	0	7	7	3	10	2	1	2	1	26		
03	Hannahs, Dusty	g	7-12	3-6	4-6	0	2	2	1	21	1	1	0	0	22		
21	Watkins, Manuale	g	2-4	0-0	0-0	0	1	1	0	4	3	2	0	1	20		
50	Kouassi, Willy	g	1-1	0-0	1-2	2	5	7	3	3	1	0	2	0	17		
	Team					2	2	4									
<b>Totals</b>			31-62	7-15	14-21	8	35	43	19	83	21	10	13	4	200		

FG % 1st Half: 16-32 50.0% 2nd half: 15-30 50.0% Game: 31-62 50.0% Deadball Rebounds 4  
 3FG % 1st Half: 3-7 42.9% 2nd half: 4-8 50.0% Game: 7-15 46.7%  
 FT % 1st Half: 5-7 71.4% 2nd half: 9-14 64.3% Game: 14-21 66.7%

Officials: Karl Hess, Ron Groover, Lamar Simpson  
 Technical fouls: Tennessee Tech-JUGOVIC, Aleksa; THOMAS, Shirmane.  
 Arkansas-None.  
 Attendance: 14336  
 Estimated Actual Attendance: 6,842

Score by periods	1st	2nd	Total
Tennessee Tech	21	36	57
Arkansas	40	43	83

Points	In	Off	2nd	Fast	Bench
TTU	22	17	8	14	7
AR	36	17	11	14	38

Last FG - TTU 2nd-02:37, AR 2nd-01:19.  
 Largest lead - TTU by 3 1st-19:46, AR by 26 2nd-01:19.  
 TTU led for 01:31. AR led for 37:46. Game was tied for 00:43.

Score tied - 1 time.  
 Lead changed - 1 time.

# GAME 10

Arkansas vs Mercer  
Dec. 19, 2015 at 7 p.m. at North Little Rock, Ark. (Verizon Arena)

## Mercer 69 • 9-2

#	Player	Total			3-Ptr			Rebounds			PF	TP	A	TO	Blk	Stl	Min
		FG-FGA	FG-FGA	FT-FTA	Off	Def	Tot	Off	Def	Tot							
00	DESMOND RINGER	f	1-3	0-0	0-0	2	2	4	2	2	1	4	3	0	29		
15	STEPHON JELKS	f	5-12	4-7	6-7	3	12	15	3	20	1	1	2	3	41		
01	PHILLIP LEONARD	g	1-5	0-1	3-5	0	0	0	2	5	3	1	0	0	25		
05	JESTIN LEWIS	g	8-18	5-9	0-0	0	9	9	2	21	2	0	1	1	37		
23	DEMETRE RIVERS	g	6-19	1-7	2-2	5	0	5	3	15	1	6	0	2	37		
11	JORDAN STRAWBERRY	g	1-4	0-1	0-0	0	1	1	0	2	4	2	0	0	24		
20	CORY KILBY	g	1-2	0-0	0-0	0	1	1	0	2	0	0	0	0	4		
22	ETHAN STAIR	g	0-2	0-0	0-0	0	6	6	1	0	1	0	1	0	14		
25	LAWRENCE BROWN	g	1-1	0-0	0-0	0	0	0	3	2	0	0	0	0	12		
52	NIKLAS NEY	g	0-0	0-0	0-0	0	0	0	1	0	0	0	0	0	1		
55	ANDREW FISHLER	g	0-0	0-0	0-0	0	1	1	0	0	0	0	0	0	1		
	Team					1	2	3									
<b>Totals</b>			24-66	10-25	11-14	11	34	45	17	69	12	15	6	6	225		

FG % 1st Half: 7-30 23.3% 2nd half: 13-27 48.1% OT: 4-9 44.4% Game: 24-66 36.4% Deadball Rebounds 2  
 3FG % 1st Half: 3-13 23.1% 2nd half: 6-10 60.0% OT: 1-2 50.0% Game: 10-25 40.0%  
 FT % 1st Half: 2-2 100.0 2nd half: 3-3 100.0 OT: 6-9 66.7% Game: 11-14 78.6%

## Arkansas 66 • 5-5

#	Player	Total			3-Ptr			Rebounds			PF	TP	A	TO	Blk	Stl	Min
		FG-FGA	FG-FGA	FT-FTA	Off	Def	Tot	Off	Def	Tot							
33	Kingsley, Moses	f	8-16	0-0	2-3	5	9	14	4	18	1	1	2	1	39		
55	Miles, Keaton	f	1-5	0-0	2-2	2	0	2	1	4	0	1	1	0	12		
04	Durham, Jabril	g	1-6	1-3	2-2	0	5	5	1	5	5	3	1	5	33		
05	Bell, Anthlon	g	5-8	2-3	4-5	0	3	3	4	16	4	1	0	0	35		
24	Whitt, Jimmy	g	1-6	0-0	0-0	0	1	1	2	2	2	1	0	2	27		
01	Thompson, Trey	g	2-2	0-0	0-0	0	3	3	1	4	2	1	0	0	15		
03	Hannahs, Dusty	g	4-12	2-7	0-0	0	5	5	4	10	0	3	0	0	24		
21	Watkins, Manuale	g	0-1	0-0	0-0	0	2	2	1	0	0	0	0	0	16		
31	Beard, Anton	g	2-7	2-3	0-1	0	2	2	0	6	0	0	0	2	18		
50	Kouassi, Willy	g	0-0	0-0	1-2	0	0	0	0	1	0	0	1	0	6		
	Team					1	2	3									
<b>Totals</b>			24-63	7-16	11-15	8	32	40	18	66	14	12	5	10	225		

FG % 1st Half: 6-22 27.3% 2nd half: 14-32 43.8% OT: 4-9 44.4% Game: 24-63 38.1% Deadball Rebounds 1  
 3FG % 1st Half: 1-5 20.0% 2nd half: 4-7 57.1% OT: 2-4 50.0% Game: 7-16 43.8%  
 FT % 1st Half: 4-7 57.1% 2nd half: 5-5 100.0 OT: 2-3 66.7% Game: 11-15 73.3%

Officials: Patrick Evans, Todd Austin, Sean Casey  
 Technical fouls: Mercer-None. Arkansas-None.  
 Attendance: 9120  
 Estimated Actual Attendance: 9,470

Score by periods	1st	2nd	OT	Total
Mercer	19	35	15	69
Arkansas	17	37	12	66

Points	In	Off	2nd	Fast	Bench
MER	18	14	7	4	6
AR	28	18	4	17	21

Last FG - MER OT-00:12, AR OT-00:01.  
 Largest lead - MER by 13 2nd-09:36, AR by 5 2nd-17:19.  
 MER led for 31:07. AR led for 05:46. Game was tied for 08:07.

Score tied - 10 times.  
 Lead changed - 6 times.

## ARKANSAS GAME-BY-GAME STATISTICS

Opponent	Date	Score	W	Total		3-Pointers		Free throws		Rebounds				pf	a	t/o	blk	stl	pts	avg
				fg-fga	pct	3fg-fga	pct	ft-fta	pct	off	def	tot	avg							
SOUTHERN UNIVERSITY	11/13/15	86-68	W	32-66	.485	8-15	.533	14-26	.538	17	26	43	43.0	24	21	14	6	10	86	86.0
AKRON	11/18/15	80-88	L	24-63	.381	6-20	.300	26-32	.813	16	20	36	39.5	23	17	8	4	7	80	83.0
CHARLESTON SOUTHER	11/20/15	93-75	W	32-59	.542	7-13	.538	22-30	.733	10	30	40	39.7	24	23	13	8	6	93	86.3
vs Georgia Tech	11/26/15	73-83	L	26-60	.433	6-14	.429	15-23	.652	9	17	26	36.2	23	14	12	5	6	73	83.0
vs Stanford	11/27/15	66-69	L	23-66	.348	6-17	.353	14-16	.875	19	23	42	37.4	25	15	14	3	7	66	79.6
NORTHWESTERN STATE	12/01/15	117-78	W	44-79	.557	6-15	.400	23-30	.767	15	30	45	38.7	17	24	10	2	13	117	85.8
at Wake Forest	12/04/15	85-88	L	32-69	.464	5-17	.294	16-19	.842	14	19	33	37.9	24	15	8	4	8	85	85.7
EVANSVILLE	12/08/15	89-76	W	28-52	.538	9-13	.692	24-30	.800	6	22	28	36.6	16	18	11	8	10	89	86.1
TENNESSEE TECH	12/12/15	83-57	W	31-62	.500	7-15	.467	14-21	.667	8	35	43	37.3	19	21	10	13	4	83	85.8
MERCER	12/19/15	66-69	Lot	24-63	.381	7-16	.438	11-15	.733	8	32	40	37.6	18	14	12	5	10	66	83.8
Arkansas		838		296-639	.463	67-155	.432	179-242	.740	122	254	376	37.6	213	182	112	58	81	838	83.8
Opponents		751		257-589	.436	80-216	.370	157-230	.683	110	244	354	35.4	215	146	154	42	44	751	75.1

Games played: 10  
 Points/game: 83.8  
 FG Pct: 46.3  
 3FG Pct: 43.2  
 FT Pct: 74.0

Rebounds/game: 37.6  
 Assists/game: 18.2  
 Turnovers/game: 11.2  
 Assist/turnover ratio: 1.6  
 Steals/game: 8.1  
 Blocks/game: 5.8

## OPPONENT GAME-BY-GAME STATISTICS

Opponent	Date	Score	W	Total		3-Pointers		Free throws		Rebounds				pf	a	t/o	blk	stl	pts	avg
				fg-fga	pct	3fg-fga	pct	ft-fta	pct	off	def	tot	avg							
SOUTHERN UNIVERSITY	11/13/15	86-68	W	22-53	.415	4-12	.333	20-28	.714	7	21	28	28.0	22	9	17	5	8	68	68.0
AKRON	11/18/15	80-88	L	29-57	.509	13-28	.464	17-25	.680	13	24	37	32.5	26	16	12	4	3	88	78.0
CHARLESTON SOUTHER	11/20/15	93-75	W	23-66	.348	12-31	.387	17-26	.654	16	17	33	32.7	25	15	13	1	5	75	77.0
vs Georgia Tech	11/26/15	73-83	L	28-60	.467	8-16	.500	19-27	.704	18	32	50	37.0	20	15	16	2	5	83	78.5
vs Stanford	11/27/15	66-69	L	23-49	.469	4-12	.333	19-32	.594	10	24	34	36.4	19	10	15	3	4	69	76.6
NORTHWESTERN STATE	12/01/15	117-78	W	29-62	.468	10-29	.345	10-16	.625	5	24	29	35.2	24	21	25	5	2	78	76.8
at Wake Forest	12/04/15	85-88	L	31-60	.517	9-22	.409	17-23	.739	13	23	36	35.3	20	18	15	6	1	88	78.4
EVANSVILLE	12/08/15	89-76	W	28-57	.491	3-17	.176	17-19	.895	8	20	28	34.4	23	17	14	6	7	76	78.1
TENNESSEE TECH	12/12/15	83-57	W	20-59	.339	7-24	.292	10-20	.500	9	25	34	34.3	19	13	12	4	3	57	75.8
MERCER	12/19/15	66-69	Lot	24-66	.364	10-25	.400	11-14	.786	11	34	45	35.4	17	12	15	6	6	69	75.1
Opponents		751		257-589	.436	80-216	.370	157-230	.683	110	244	354	35.4	215	146	154	42	44	751	75.1
Arkansas		838		296-639	.463	67-155	.432	179-242	.740	122	254	376	37.6	213	182	112	58	81	838	83.8

Games played: 10  
 Points/game: 75.1  
 FG Pct: 43.6  
 3FG Pct: 37.0  
 FT Pct: 68.3

Rebounds/game: 35.4  
 Assists/game: 14.6  
 Turnovers/game: 15.4  
 Assist/turnover ratio: 0.9  
 Steals/game: 4.4  
 Blocks/game: 4.2

## POINTS-REBOUNDS-ASSISTS

Opponent	Date	Score		01 THOMPSON,T	03 HANNAHS,DU	04 DURHAM,JAB	05 BELL,ANTHL	21 WATKINS,MA	24 WHITT,JIMM	31 BEARD,ANTO
SOUTHERN UNIVERSITY	11/13/15	86-68	w	2-4-1	21-2-2	7-4-10	14-3-1	3-5-2	12-1-3	DNP
AKRON	11/18/15	80-88	L	4-7-2	16-0-1	4-5-4	23-1-2	10-1-2	6-2-3	DNP
CHARLESTON SOUTHERN	11/20/15	93-75	w	4-6-0	21-2-1	7-4-11	12-1-5	14-3-2	14-5-1	DNP
vs Georgia Tech	11/26/15	73-83	L	0-1-0	17-0-2	5-5-6	14-0-0	5-1-3	10-3-1	DNP
vs Stanford	11/27/15	66-69	L	DNP	12-4-2	2-2-7	17-2-0	4-7-3	14-2-1	DNP
NORTHWESTERN STATE	12/01/15	117-78	w	DNP	21-0-1	14-2-10	17-7-0	8-9-5	10-3-4	DNP
at Wake Forest	12/04/15	85-88	L	DNP	15-4-1	9-3-8	13-4-1	14-4-3	6-1-0	DNP
EVANSVILLE	12/08/15	89-76	w	0-0-1	23-1-1	9-9-7	21-0-1	10-2-3	7-1-2	DNP
TENNESSEE TECH	12/12/15	83-57	w	10-7-2	21-2-1	4-5-10	21-0-0	4-1-3	6-3-4	DNP
MERCER	12/19/15	66-69	L	4-3-2	10-5-0	5-5-5	16-3-4	0-2-0	2-1-2	6-2-0

Opponent	Date	Score		33 KINGSLEY,M	50 KOUASSI,WI	55 MILES,KEAT
SOUTHERN UNIVERSITY	11/13/15	86-68	w	22-12-1	1-3-0	4-4-1
AKRON	11/18/15	80-88	L	17-12-3	0-0-0	0-4-0
CHARLESTON SOUTHERN	11/20/15	93-75	w	15-6-3	1-2-0	5-5-0
vs Georgia Tech	11/26/15	73-83	L	13-9-0	5-2-0	4-3-2
vs Stanford	11/27/15	66-69	L	12-12-1	0-2-0	5-5-1
NORTHWESTERN STATE	12/01/15	117-78	w	21-10-1	12-9-0	11-3-2
at Wake Forest	12/04/15	85-88	L	15-7-0	6-1-0	7-4-2
EVANSVILLE	12/08/15	89-76	w	12-8-1	7-3-0	0-1-2
TENNESSEE TECH	12/12/15	83-57	w	10-13-0	3-7-1	4-1-0
MERCER	12/19/15	66-69	L	18-14-1	1-0-0	4-2-0

# 2015-16 ARKANSAS COMBINED STATISTICS

#	Player	gp-gs	min	avg	Total		3-Point		F-Throw		Rebounds				a	to	blk	stl	pts	avg				
					fg-fga	fg%	3fg-fga	3fg%	ft-fga	ft%	off	def	tot	avg							pf	dq		
03	Hannahs, Dusty	10-2	265	26.5	55-117	.470	28-59	.475	39-42	.929	3	17	20	2.0	25	0	12	15	0	6	177	17.7		
05	Bell, Anthlon	10-8	275	27.5	60-126	.476	31-67	.463	17-23	.739	6	15	21	2.1	25	1	14	8	3	5	168	16.8		
33	Kingsley, Moses	10-10	272	27.2	54-101	.535	0-0	.000	47-66	.712	40	63	103	10.3	32	3	11	16	26	10	155	15.5		
24	Whitt, Jimmy	10-10	255	25.5	34-89	.382	0-1	.000	19-23	.826	3	19	22	2.2	28	0	21	14	4	12	87	8.7		
21	Watkins, Manuale	10-0	220	22.0	30-54	.556	0-0	.000	12-22	.545	11	24	35	3.5	17	0	26	6	1	12	72	7.2		
04	Durham, Jabril	10-10	310	31.0	21-59	.356	5-22	.227	19-23	.826	4	40	44	4.4	21	0	78	22	1	22	66	6.6		
31	Beard, Anton	1-0	18	18.0	2-7	.286	2-3	.667	0-1	.000	0	2	2	2.0	0	0	0	0	0	2	6	6.0		
55	Miles, Keaton	10-9	175	17.5	17-47	.362	0-2	.000	10-18	.556	17	15	32	3.2	32	1	10	16	5	7	44	4.4		
50	Kouassi, Willy	10-0	115	11.5	10-15	.667	0-0	.000	16-22	.727	9	20	29	2.9	18	0	1	4	13	2	36	3.6		
01	Thompson, Trey	7-1	112	16.0	12-19	.632	0-0	.000	0-2	.000	3	25	28	4.0	15	0	8	8	5	3	24	3.4		
15	Jenkins, Lorenzo	1-0	7	7.0	1-4	.250	1-1	1.000	0-0	.000	0	2	2	2.0	0	0	1	0	0	0	3	3.0		
02	Mosiman, Jake	1-0	1	1.0	0-1	.000	0-0	.000	0-0	.000	0	0	0	0.0	0	0	0	0	0	0	0	0.0		
14	Simmons, Tristan	1-0	0	0.0	0-0	.000	0-0	.000	0-0	.000	0	0	0	0.0	0	0	0	0	0	0	0	0.0		
Team											26	12	38					3						
Total.....		10	2025		296-639	.463	67-155	.432	179-242	.740	122	254	376	37.6	213	5	182	112	58	81	838	83.8		
Opponents.....		10	2025		257-589	.436	80-216	.370	157-230	.683	110	244	354	35.4	215	3	146	154	42	44	751	75.1		

### TEAM STATISTICS

	AR	OPP
SCORING	838	751
Points per game	83.8	75.1
Scoring margin	+8.7	-
FIELD GOALS-ATT	296-639	257-589
Field goal pct	.463	.436
3 POINT FG-ATT	67-155	80-216
3-point FG pct	.432	.370
3-pt FG made per game	6.7	8.0
FREE THROWS-ATT	179-242	157-230
Free throw pct	.740	.683
F-Throws made per game	17.9	15.7
REBOUNDS	376	354
Rebounds per game	37.6	35.4
Rebounding margin	+2.2	-
ASSISTS	182	146
Assists per game	18.2	14.6
TURNOVERS	112	154
Turnovers per game	11.2	15.4
Turnover margin	+4.2	-
Assist/turnover ratio	1.6	0.9
STEALS	81	44
Steals per game	8.1	4.4
BLOCKS	58	42
Blocks per game	5.8	4.2
ATTENDANCE	93822	14927
Home games-Avg/Game	7-13403	1-9488
Neutral site-Avg/Game	-	2-2720

Date	Opponent		Score	Att.
11/13/15	SOUTHERN UNIVERSITY	W	86-68	14158
11/18/15	AKRON	L	80-88	14041
11/20/15	CHARLESTON SOUTHERN	W	93-75	14203
11/26/15	vs Georgia Tech	L	73-83	1283
11/27/15	vs Stanford	L	66-69	4156
12/01/15	NORTHWESTERN STATE	W	117-78	13984
12/04/15	at Wake Forest	L	85-88	9488
12/08/15	EVANSVILLE	W	89-76	13980
12/12/15	TENNESSEE TECH	W	83-57	14336
% 12/19/15	MERCER	Lot	66-69	9120

% = North Little Rock, Ark. (Verizon Arena)  
 \* = Conference game

Score by Periods	1st	2nd	OT	Totals
Arkansas	391	435	12	838
Opponents	324	412	15	751