



ARKANSAS RAZORBACKS

GAME
NOTES

1 National Championship • 6 Final Four Appearances • 10 Sweet 16 Appearances • 31 NCAA Tournament bids

2015-16 SCHEDULE

Overall: 6-5 | SEC: 0-0 | H: 6-2 | A: 0-1 | N: 0-2

NOVEMBER (2-3)

13	Southern University	SEC Network+	W, 86-68
18	Akron	SEC Network+	L, 88-80
20	Charleston Southern	SEC Network+	W, 93-75
26	vs. Georgia Tech!	ESPNU	L, 83-73
27	vs. Stanford!	ESPNU	L, 69-66

DECEMBER (4-2)

1	Northwestern State	SEC Network +	W, 117-78
4	at Wake Forest	ESPN3	L, 88-85
8	Evansville	SEC Network	W, 89-76
12	Tennessee Tech	SEC Network	W, 83-57
19	vs. Mercer%		L, 69-66 (OT)
22	North Florida	SEC Network+	W, 97-72
30	at Dayton	CBS Sports Net.	7 p.m.

JANUARY

2	at Texas A&M*	SEC Network	3:30 p.m.
5	Vanderbilt*	SEC Network	8 p.m.
9	Mississippi State*	SEC Network	2:30 p.m.
12	at Missouri*	SEC Network	8 p.m.
16	at LSU*	SEC Network	7:30 p.m.
21	Kentucky*	ESPN/2	6 p.m.
23	at Georgia	SEC Network	5 p.m.
27	Texas A&M*	ESPN2/U	6/6:30 p.m.
30	Texas Tech^	ESPNU	3 p.m.

FEBRUARY

3	at Florida*	SEC Network	6 p.m.
6	Tennessee*	SEC Network	7 p.m.
9	at Mississippi State*	SEC Network	8 p.m.
13	at Ole Miss*	ESPNU	1 p.m.
17	Auburn*	SEC Network	6 p.m.
20	Missouri*	SEC Network	6:30 p.m.
23	LSU*	ESPN/U/SECN	6 p.m.
27	at Tennessee*	SEC Network	6:30 p.m.

MARCH

2	at Alabama*	SEC Network	8 p.m.
5	South Carolina*	SEC Network	4 p.m.
9-13	at SEC Tournament	Nashville, Tenn.	

All times Central and subject to change
 # Exhibition Game
 ! NIT Season Tipoff (Brooklyn, N.Y.)
 % at Verizon Arena (North Little Rock, Ark.)
 ^ Big12/SEC Challenge
 * SEC Game

THE MATCHUP

ARKANSAS RAZORBACKS (6-5)

Head Coach: Mike Anderson (Tulsa '82)
Record at Arkansas: 92-53 (5th Season)
Overall Record: 292-151 (14th Season)



VS



DAYTON FLYERS (9-2)

Head Coach: Archie Miller (NC State '02)
Record at UD: 99-49 (5th Season)
Overall Record: 99-49 (5th Season)

THE #FASTEST40 FACTS

- Moses Kingsley is the only power five conference player in the country averaging 15 points, 10 rebounds and 2.5 blocks per game.

- Arkansas is 2-0 all-time against Dayton, including a 69-55 victory over the Flyers in BWA last Year. The only other meeting came in the second round of the 1990 NCAA Tournament when the Razorbacks went on to advance to the Final Four.

- Arkansas has shot 50 percent or better from the floor five times this year, including in four of the last six games. The Razorbacks are unbeaten when shooting at least 50 percent from the field and a perfect 4-0 when shooting 45 percent or better behind the arc.

- Jabril Durham is one of four players in the country with four double-digit assist games this season. He has half of the eight double-digit assist performances in the SEC this year and ranks No. 4 in the nation with 7.7 assists per game.

- Arkansas' last five opponents have entered the game with a combined record of 41-11 (Includes UD).

Arkansas Rankings	SEC	NCAA
• Scoring Offense	1st	19th
• 3-Point Field Goal %	1st	9th
• Turnover Margin	1st	20th
• Assist/Turnover Ratio	1st	10th
• Free Throw %	2nd	58th
• Steals	2nd	46th
• Assists	2nd	13th

GAMEDAY INFORMATION

DATE: Wednesday, Dec. 30, 2015 | 7:00 p.m. CT
LOCATION: UD Arena (Dayton, Ohio)
TV: CBS Sports Network
TALENT: Brad Johansen (PXP), Pete Gillen (Analyst)
 • Sideline Reporter: Allie LaForce
RADIO: Razorback/IMG Sports Network
TALENT: Chuck Barrett (PXP), Scotty Thurman (Analyst)
STATS: ArkansasRazorbacks.com (StatBroadcast)
SOCIAL: @RazorbackMBB | #Fastest40 | #WeHogs
SERIES RECORD: Arkansas leads 2-0
UP NEXT: at Texas A&M - Saturday, Jan. 2 at 3:30 p.m.


#MOKNOWS

- Moses Kingsley is one of 26 players in the country averaging a double-double, including one of 11 individuals from a power five conference.
- After one double-double in his first two years, Kingsley has seven in the first 11 games this season, including each of the last three games.
- The Abuja, Nigeria native is one of two players in the country with multiple games of 20 points, 10 rebounds and five blocks.
- Kingsley is one of eight players in the nation with five-plus blocks in three different games this year.




ARKANSAS PROJECTED STARTING LINEUP

POINTS 6.2
BOARDS 4.2
DIMES 7.7
STEALS 2.2



JABRIL DURHAM
 #4 | SR | G | 6-1 | 185
 @Humble_Hog4 | #JaBrilliant

POINTS 17.1
BOARDS 2.4
FG% .476
3FG 33-73




ANTHONLY BELL
 #5 | SR | G | 6-3 | 185
 @_Anthill | #NylonBell

POINTS 7.5
BOARDS 3.8
FG% .565
STEALS 15



MANUALE WATKINS
 #21 | JR | G | 6-3 | 205
 @ManualeWatkins | #HandyManny

POINTS 16.1
BOARDS 10.3
FG% .551
BLOCKS 31




MOSES KINGSLEY
 #33 | JR | F | 6-10 | 230
 @KingMoses_ | #MoKnows

POINTS 4.6
BOARDS 3.7
FT% .500
FG 20-52



KEATON MILES
 #55 | SR | F | 6-7 | 212
 @KeatonMiles

#FASTEST40



QUICK FACTS

About Arkansas

Location.....	Fayetteville, Ark.
Enrollment.....	26,300
Founded.....	1871
Colors.....	Cardinal (PMS 201) and White
Nickname.....	Razorbacks
Conference.....	Southeastern (SEC)
Arena (Capacity).....	Bud Walton Arena (19,200)

Administration

Interim Chancellor.....	Dr. Daniel Ferritor
Chancellor (As of Jan. 1).....	Dr. Joseph E. Steinmetz
System President.....	Dr. Donald R. Bobbitt
Athletic Director.....	Jeff Long
Faculty Representative.....	Dr. Sharon Hunt

Communications

Associate Communications Director.....	David Beall
Email.....	jdb048@uark.edu
Office Phone.....	479-575-3114
Cell Phone.....	479-445-5336
Twitter.....	@Beall_sid
Secondary Contact.....	Bryan Fyalkowski
Email.....	bffyalko@uark.edu
Office Fax.....	479-575-7481
Athletic Website.....	ArkansasRazorbacks.com
Bud Walton Arena Press Row.....	479-575-6622
Arkansas Ticket Office.....	479-575-5151

Team Capsule

2014-15 Overall Record.....	27-9
2014-15 SEC Record (Finish).....	13-5 (2nd)
Postseason.....	NCAA, Third Round
Home Record.....	17-2
Road Record.....	7-5
Neutral.....	3-2
Longest 2014-15 Winning Streak.....	7
Last 5 Games.....	3-2
Letterwinners Returning/Lost.....	7/6
Starters Returning/Lost.....	1/4

History

First Year.....	1923-24
All-Time Record (Years).....	1,611-906 (93rd)
Overall Conference Championships.....	24 (2 SEC, 22 Southwest Conference)
SEC Record (Years).....	204-186 (24)
SEC Overall Championships.....	2 (1992, 1994)
SEC Division Championships.....	4 (1992, 1993, 1994, 1995)
SEC Tournament Record (App.).....	22-23 (24)
SEC Tournament Championships.....	1 (2000)
NCAA Tournament Bids.....	31*
NCAA Tournament Record (App.).....	41-30 (30)
National Championships.....	1 (1994)
National Runner-Up.....	1 (1995)
NCAA Final Fours.....	6 (1941, 1945, 1978, 1990, 1994, 1995)
NCAA Elite Eight.....	6 (1978, 1979, 1990, 1994, 1995)
NCAA Sweet Sixteen.....	10 (1978, 1979, 1981, 1983, 1990, 1991, 1993, 1994, 1995, 1996)
NIT Record (App.).....	5-4 (3)

* - Arkansas also received a bid in 1944 but was unable to participate due to a car accident. Total number of appearances is 30.

STARTING FIVE >>

#4 || Jabril Durham (G)

- Leads the SEC and ranks No. 4 in the country with 7.7 assists per game.
- Has four of the eight double-digit assist performances in the SEC this year.
- Is one of four players in the country with four-plus double-digit assist games this season.
- One of five players in the nation to record a game of double-digit points and assists and five-plus steals.
- Is the only player in the league with multiple double-digit assist games this season.
- Is one of six players in the country with three games of five-plus steals this year.

#5 || Anthlon Bell (G)

- Is second in the SEC with 33 made three-pointers this season.
- Has 11 straight double-digit scoring efforts to start the year.
- Has three games with five made three-pointers this year.
- Is one of 42 players in the nation with five-plus made treys in three games this season.
- Named to the NIT Tip-Off All-Tournament Team after sinking 9-of-15 threes and scoring 31 point.

#21 || Manuele Watkins (G)

- Has five double-digit scoring games in his career, all coming in the last 10 games.
- Made his first collegiate start against North Florida and scored 11 points.
- Has consecutive double-digit scoring efforts two different times this season.
- Tied a career high with 14 points at Wake Forest.

#33 || Moses Kingsley (F)

- Has 11 consecutive double-digit scoring games and three 20-point efforts to start the year.
- After one double-double in two years, he has seven in 11 games to open the year.
- Is one of three players in the nation averaging 15 points, 10 rebounds and 2.5 blocks per game.
- Is the only power five conference player averaging 15 points, 10 rebounds and 2.5 blocks per game.
- One of 26 players in the country averaging a double-double, including one of 11 from a power five conference.
- Is one of two players in the country with multiple games of 20 points, 10 rebounds and five blocks.

#55 || Keaton Miles (F)

- Pulled down a career-high nine rebounds against North Florida.
- Scored a career-high tying 11 points against Northwestern State.
- Has made nine consecutive starts and started 10 of 11 games this year.
- Made his first career start as a Razorback in the season opener.

OFF THE PINE >>

#1 || Trey Thompson (F)

- Missed the Stanford, Northwestern State and Wake Forest games with ankle injury suffered in Georgia Tech game.
- Posted first career double-digit scoring effort against Tennessee Tech.
- Dished out a career-high five assists and tied a career mark with seven rebounds against North Florida
- Played a career-long 26 minutes against Tennessee Tech.

#3 || Dusty Hannahs (G)

- Has led Arkansas in scoring in six of the last nine games, all coming off the bench.
- Ranks No. 5 in the SEC in three-pointers made (28) and No. 2 three-point field goal percentage (.467).
- Has a team-high five 20-plus point games.
- Scored a season-high 23 points against Evansville.
- Has started the year 40-for-43 (.930) from the free throw line.
- Ranks No. 1 in the SEC with a .930 free throw percentage.
- Set a career-high with a 10-for-10 performances from the free throw line against Evansville.

#24 || Jimmy Whitt (G)

- Has five double-digit scoring efforts in his first 11 collegiate games.
- Recorded a career-high four assists against Northwestern State and Tennessee Tech.
- Blocked a career-high two shots against Evansville.
- Played a career-long 30 minutes against Stanford in the NIT Tip-Off.

#31 || Anton Beard (G)

- Reinstated to the program on Nov. 16 following resolutions in the legal and the campus judicial processes.
- Joined team-related activities and practice on Nov. 16.
- Was suspended for the fall semester and the first nine games of the year.
- Scored six points in 18 minutes against Mercer in his return to action.
- Is 4-for-6 from behind the arc over the last two games.
- Scored a season-high 13 points against North Florida.

#50 || Willy Kouassi (C)

- Recorded season-highs of points (12), rebounds (9) and minutes (18) against Northwestern State.
- Has gone 15-for-20 from the charity stripe in the last eight games.
- Has recorded a block in 53 of his 94 collegiate games.
- Tallied a season-high four blocks in 14 minutes against Evansville.

2015-16 TRENDS

Record Breakdown

At Home (Bud Walton Arena)	6-1
At Home (Verizon Arena)	0-1
On The Road	0-1
Neutral	0-2
White Uniforms	6-2
Cardinal Uniforms	0-3
Anthraccite Uniforms	0-0

Halftime/Leads/Overtime

Leading at the half, home	6-0
Leading at the half, road/neutral	0-1
Tied at the half, home	0-0
Tied at the half, road/neutral	0-0
Trailing at the half, home	0-2
Trailing at the half, road/neutral	0-2
Games decided by 5 points or fewer	0-3
Games decided by 10 points or fewer	0-2
Leading with 5:00 left	6-1
Leading with 2:00 left	6-2
Overtime games	0-1

Offense

Scoring less than 70 points	0-2
Scoring 70-79 points	0-1
Scoring 80-89 points	3-2
Scoring 90-99 points	2-0
Scoring 100+ points	1-0
2 Players Or less in Double Figures	0-0
3 Players in Double Figures	0-1
4 Players in Double Figures	4-4
5 Players in Double Figures	1-0
6 Players in Double Figures	0-0
7 Players in Double Figures	1-0
1 Player Scores 20 Points	1-1
2 Players Score 20 Points	4-0
When shooting 50 percent or higher	5-0
When shooting less than 50 percent	1-5

Rebounding/Turnovers

When outrebounding opponent	5-1
When outrebounded	0-4
When rebounds are even	1-0
When grabbing 10+ offensive reb	4-3
When forcing 15+ turnovers	2-4
When committing less than 15 turnovers	6-5
When committing 15+ turnovers	0-0

Top Scorers (Includes Ties)

Moses Kingsley	3-2
Anthlon Bell	1-2
Dusty Hannahs	4-2
--	0-0
--	0-0

Top Rebounders (Includes Ties)

Moses Kingsley	5-5
Trey Thompson	1-0
Jabril Durham	1-0
--	0-0

Days Of The Week

Monday	0-0
Tuesday	3-0
Wednesday	0-1
Thursday	0-1
Friday	2-2
Saturday	1-1
Sunday	0-0

Months

In November	2-3
In December	4-2
In January	0-0
In February	0-0
In March	0-0

WELCOME TO THE #SPLASHZONE >>

• Anthlon Bell ranks second in the SEC with 33 three-pointers made, while Dusty Hannahs is fifth with 28 treys this season.

• Arkansas has had a player make five-plus three-pointers in five of 11 games this season after doing so just twice all of last year and taking the previous 41 games to accomplish the feat.

• The Razorbacks went 9-for-13 (.692) from long range against Evansville on Dec. 8, marking the best three-point field percentage in school history for a single game with eight-plus attempts.

• The Razorbacks have made at least four three-pointers in 54 of the last 59 games dating back to the 2013-14 season.

• Arkansas has made at least one three-pointer in 885 consecutive games dating back to a 0-for-2 performance against Texas on Jan. 7, 1989.

• Hannahs ranks No. 2 in the SEC with a .467 three-point field goal percentage, making 28 of 60 attempts from behind the arc.

• Hannahs is one of four players in school history to make five-plus three-pointers in a game without a miss when he went 5-for-5 against Charleston Southern.

• Bell went 5-for-5 from long range against Stanford in a span of six minutes and 34 seconds, taking Arkansas from a two-point deficit to a 19-point lead.

HELP YOURSELF >>

• There have been eight double-digit assist performances in the SEC this year, and Jabril Durham is responsible for half of them. He ranks No. 4 in the country with 7.7 assists per game and is one of two conference players with multiple double-digit assist games this season.

DURHAM DOUBLE-DIGIT ASSIST PERFORMANCES >>

Player	Opponent	Date	Dimes
Jabril Durham	Charleston Southern	Nov. 20	11
Jabril Durham	Southern University	Nov. 13	10
Jabril Durham	Northwestern State	Dec. 1	10
Jabril Durham	Tennessee Tech	Dec. 12	10

PERFECT CHARITY >>

• Dusty Hannahs leads the SEC with a .930 free throw percentage, making 40-of-43 attempts on the year. He ranks No. 8 in the country and No. 2 among power five conference program.

BRAND NEW HOG >>

• Dusty Hannahs is one of five players in the last 28 years to score 20-plus points in his debut as a Razorback when he dropped 21 on Southern. He also joined an elite group of four players to make five or more three-pointers in their first Arkansas game in the same time span.

CONNECTIONS >>

• Mike Anderson was the assistant coach at Arkansas in 1990 when the Razorbacks defeated Dayton in the second round of the NCAA Tournament and went on to the Final Four.

• Current Dayton assistant coach Tom Ostrom served as an assistant coach at Arkansas for four years before taking a job with the Flyers in 2011.

#PROHOGS >>

• Arkansas has had 27 former players go on to play in the NBA, including four this season as listed below.

Player	Team	Years	Draft	Notables
Joe Johnson	Nets	16th	2001 - 10th (BOS)	7X All-Star Earned \$173 million
Sunny Weems	Suns	4th	2008 - 39th (CHI)	Back in NBA for first time since 2010-11
Patrick Beverly	Rockets	4th	2009 - 42nd (LAL)	Averaging 7.8 points per game
Bobby Portis	Bulls	1st	2015 - 22nd (CHI)	Averaging 21.4 points per 36 minutes



ANDERSON TOP 3 IN SEC >>

• Mike Anderson is ranked as the No. 3 head coach in the Southeastern Conference according to Sporting News Magazine, joining Kentucky's John Calipari and Auburn's Bruce Pearl as the best coaches in the SEC.

• He is one of 11 current Division I head coaches with 10-plus years of head coaching experience and no losing seasons. Anderson and Ole Miss' Andy Kennedy are the only coaches in the SEC to appear on the list.

#NYLONBELL >>

• After leading Arkansas in three-point shooting each of the last three years, senior Anthlon Bell is attempting to join Pat Bradley (1995-99) as the only players in program history to lead Arkansas in three-pointers made for four consecutive seasons.

RECORD WATCH IN 2015-16 >>

• Anthlon Bell is 170 points away from becoming the 39th player in program history to score 1,000 career points.

• Bell has 181 career three-point field goals, which ranks sixth all-time in school history. Next up on the list is Lee Mayberry with 218 made treys.

• Moses Kingsley used a career-high eight blocks against Tennessee Tech to pass Bobby Portis and break into the top 10 of career blocks in school history. He is now sixth all-time with 118 career blocks and leads the SEC this season with 31 blocks.

PERFECTION IN THE PALACE >>

• During the Mike Anderson era, Arkansas has posted a record of 73-9 inside Bud Walton Arena, marking the second-most home wins in the country during this span.

• Arkansas (73-9) is one of only two teams (Kentucky, 76-4) in the country with 70+ wins and fewer than 10 losses at home over the past four-plus seasons.

• Arkansas has won 30 of its last 31 non-conference games in BWA, including an astounding 45-1 mark under Anderson against unranked non-SEC teams.

SEC STANDINGS

SEC	W-L	GB	PCT	W-L	PCT	STRK
#25 South Carolina	0-0	--	.000	11-0	1.000	W11
#12 Kentucky	0-0	--	.000	10-2	.833	W1
Ole Miss	0-0	--	.000	10-2	.833	W7
#21 Texas A&M	0-0	--	.000	9-2	.818	W2
Florida	0-0	--	.000	8-3	.727	W2
Alabama	0-0	--	.000	7-3	.700	L1
Georgia	0-0	--	.000	6-3	.667	W3
LSU	0-0	--	.000	7-4	.636	W3
Vanderbilt	0-0	--	.000	7-4	.636	L1
Arkansas	0-0	--	.000	6-5	.545	W1
Auburn	0-0	--	.000	6-5	.545	L2
Tennessee	0-0	--	.000	6-5	.545	W1
Mississippi State	0-0	--	.000	6-5	.545	W2
Missouri	0-0	--	.000	5-6	.455	L3

IN THE POLLS

Associated Press Poll - (Dec. 28)

RK	TEAM	RECORD	POINTS
1	Michigan State (64)	13-0	1,623
2	Kansas (1)	10-1	1,534
3	Oklahoma	11-0	1,498
4	Maryland	11-1	1,428
5	Virginia	10-1	1,351
6	Xavier	12-0	1,296
7	North Carolina	10-2	1,219
8	Arizona	12-1	1,081
9	Butler	10-1	984
10	Kentucky	10-2	963
11	Iowa State	10-1	938
12	Providence	12-1	923
13	Miami (FL)	10-1	867
14	Purdue	12-1	818
15	Duke	9-2	781
16	Villanova	9-2	643
17	SMU	11-0	636
18	Louisville	11-2	516
19	West Virginia	10-1	500
20	Texas A&M	9-2	371
21	Utah	10-2	224
22	Cincinnati	10-3	199
23	Baylor	9-2	195
24	South Carolina	11-0	175
25	UCLA	9-4	51

Others receiving votes: Connecticut 49, Oregon 45, Gonzaga 44, Pittsburgh 42, George Washington 40, Dayton 19, Colorado 15, Northwestern 11, Monmouth 11, Vanderbilt 10, Iowa 7, Texas Tech 6, Texas 4, Florida 4, Saint Joseph's 2, Saint Mary's 1, Ole Miss 1

USA Today Coaches Poll - (Dec. 21)

RK	TEAM	RECORD	POINTS
1	Michigan State (27)	13-0	771
2	Oklahoma (3)	11-0	730
3	Kansas (1)	10-1	715
4	Maryland	11-1	683
5	Virginia	10-1	648
6	Xavier	12-0	610
7	Arizona	12-1	544
8	North Carolina	10-2	530
9	Iowa State	10-1	480
10	Butler	10-1	471
11	Kentucky	10-2	465
12	Duke	9-2	434
13	Providence	12-1	396
14	Purdue	12-1	378
15	Miami (FL)	10-1	367
16	Villanova	9-2	309
17	West Virginia	10-1	299
18	Louisville	11-2	249
19	Texas A&M	9-2	220
20	South Carolina	11-0	157
21	Baylor	9-2	146
22	Utah	10-2	94
23	Cincinnati	10-3	90
24	Gonzaga	10-3	79
25	Pittsburgh	10-1	49

Others receiving votes: Connecticut 47, George Washington 25, UCLA 20, Oregon 17, Notre Dame 15, Vanderbilt 10, Dayton 7, Colorado 5, Texas 4, Indiana 3, California 3, Monmouth 2, Saint Mary's 1, Texas Tech 1, USC 1

MISCELLANEOUS STATISTICS

Double-Figure Scoring Games

Player	12-13	13-14	14-15	15-16	Career
Anthlon Bell	5	8	13	11	37
Dusty Hannahs	7	11	--	10	28
Moses Kingsley	--	2	2	11	15
Anton Beard	--	--	8	1	9
Willy Kouassi	--	2	3	1	6
Jimmy Whitt	--	--	--	5	5
Manuale Watkins	--	--	0	5	5
Trey Thompson	--	--	0	1	1

20-Point Scoring Games

Player	12-13	13-14	14-15	15-16	Career
Dusty Hannahs	1	1	--	5	7
Anthlon Bell	0	2	2	4	8
Moses Kingsley	--	0	0	3	3

30-Point Scoring Games

Player	12-13	13-14	14-15	15-16	Career
--	--	--	--	--	--

3 + Three-Pointers in a Game

Player	12-13	13-14	14-15	15-16	Career
Anthlon Bell	6	7	10	5	28
Dusty Hannahs	6	4	--	6	16
Anton Beard	--	--	2	0	2
Jabril Durham	--	--	1	0	1

5 + Three-Pointers in a Game

Player	12-13	13-14	14-15	15-16	Career
Anthlon Bell	1	3	2	3	9
Dusty Hannahs	--	1	--	2	3

Double Figure Rebounding Games

Player	12-13	13-14	14-15	15-16	Career
Moses Kingsley	--	1	0	7	8

Double-Doubles

Player	12-13	13-14	14-15	15-16	Career
Moses Kingsley	--	1	0	7	8
Jabril Durham	--	--	0	1	1

5 + Assist Games

Player	12-13	13-14	14-15	15-16	Career
Jabril Durham	--	--	2	10	12
Anton Beard	--	--	3	0	3
Manuale Watkins	--	0	1	1	2
Moses Kingsley	--	0	1	0	1
Anthlon Bell	0	0	0	1	1
Trey Thompson	--	--	0	1	1

3 + Steals in a Game

Player	12-13	13-14	14-15	15-16	Career
Anton Beard	--	--	4	0	4
Manuale Watkins	--	0	3	2	5
Jabril Durham	--	--	0	4	4
Anthlon Bell	0	0	1	0	1

3 + Blocks in a Game

Player	12-13	13-14	14-15	15-16	Career
Moses Kingsley	--	7	5	4	16
Willy Kouassi	3	5	3	1	12

THE OPPONENT >>

• Dayton plays in the Atlantic 10 Conference and is 9-2 on the season. The Flyers are coming off a thrilling win against Miami University on Dec. 22, in which junior guard Kyle Davis hit a game-winning shot with 2.1 seconds left to defeat the Redbirds 64-63. Overall, Dayton is 6-1 on the season at UD Arena, with its only loss being a 61-59 contest vs. Chattanooga on Dec. 12. The Flyers have notable home wins against Alabama, William & Mary and North Florida, as well as Vanderbilt on the road. Dayton won two games in the Advocate Invitational in Orlando over Iowa and Monmouth before losing to Xavier in the title game.

• The Flyers have three players averaging double figures, led by junior guard Charles Cooke at 14.4 points per game. Cooke also averages 6.8 rebounds, which is second on the team. Junior forward Kendall Pollard (11.8) and junior guard Scoochie Smith (11.2) are the team's other two high-scorers. Smith leads the team with 4.2 assists, 1.6 threes and 1.5 steals per contest. Down low, freshman center Steve McElvene leads Dayton with 8.2 rebounds and 2.2 blocks. The Flyers are 55th in the nation in field goal shooting with a 47.4 percent mark and 59th in scoring defense, allowing 65.1 points per game.

• Head coach Archie Miller is in his fifth season at Dayton, with a record of 99-49 (.669) in four-plus seasons. With three NCAA Tournament wins in 2014 and two more in 2015, Dayton is one of six teams to have five NCAA Tournament wins in the last two years. A Beaver Falls, Pennsylvania, native, Archie played at Blackhawk High School under his father, John. He then went on to play at NC State from 1998-2002. Miller was an assistant coach at numerous schools from 2003-11 before accepting the head job at Dayton in the spring of 2011.

HOGS VS. DAYTON IN 2014-15 >>

• Bobby Portis scored 18 points and hauled in nine rebounds, while Arkansas limited Dayton to 23 points in the first half en route to a convincing 69-55 win on Dec. 13, 2014 in Bud Walton Arena.

Dayton 55 • 7-2

#	Player	FG-FGA	3-Ptr	Rebounds			PF	TP	A	TO	Blk	Stl	Min	
				FG-FGA	FT-FTA	Off								Def
21	PIERRE, Dyshawn	f	3-8	0-2	0-0	1	2	3	3	6	5	3	0	31
40	SCOTT, Devon	c	2-3	0-0	2-4	2	6	8	2	6	1	2	0	33
03	DAVIS, Kyle	g	2-4	0-1	3-3	0	1	1	2	7	4	0	0	29
11	SMITH, Scoochie	g	3-5	1-2	0-0	0	0	0	3	7	0	2	0	20
24	SIBERT, Jordan	g	7-16	3-8	1-2	0	2	2	3	18	2	1	0	2
00	BASS, Ryan		2-6	1-2	0-1	1	1	2	3	5	2	1	0	20
01	DAVIS, Darrell		0-1	0-1	0-0	0	1	1	1	0	0	2	0	4
12	ROBINSON, Jalen		1-5	0-2	1-2	0	1	1	0	3	0	1	0	17
25	POLLARD, Kendall		1-4	0-0	1-2	0	1	1	4	3	0	3	0	16
Team						4	2	6						
Totals			21-52	5-18	8-14	8	17	25	21	55	14	15	0	7

FG % 1st Half:	9-24	37.5%	2nd half:	12-28	42.9%	Game:	21-52	40.4%	Deadball Rebounds	2,2
3FG % 1st Half:	3-12	25.0%	2nd half:	2-6	33.3%	Game:	5-18	27.8%		
FT % 1st Half:	2-5	40.0%	2nd half:	6-9	66.7%	Game:	8-14	57.1%		

Arkansas 69 • 7-2

#	Player	FG-FGA	3-Ptr	Rebounds			PF	TP	A	TO	Blk	Stl	Min	
				FG-FGA	FT-FTA	Off								Def
10	Portis, Bobby	f	9-14	0-1	0-1	4	5	9	0	18	1	2	1	28
22	Williams, Jacorey	f	3-7	0-0	0-0	3	3	6	3	6	4	2	0	3
04	Durham, Jabril	g	3-5	3-3	0-0	0	2	2	1	9	2	2	0	25
05	Bell, Anthlon	g	1-4	1-2	1-2	1	3	4	3	4	3	1	0	21
24	Qualls, Michael	g	1-5	0-2	4-4	0	3	3	1	6	1	2	2	29
00	Madden, Rashad		2-4	0-1	8-8	0	2	2	1	12	1	3	0	1
01	Thompson, Trey		0-0	0-0	0-0	0	0	0	0	0	0	0	0	0+
02	Harris, Alandise		2-3	0-1	1-4	1	1	2	2	5	3	1	1	2
14	Babb, Nick		0-1	0-1	0-0	0	0	0	1	0	1	1	0	3
21	Watkins, Manuale		0-0	0-0	2-2	0	0	0	1	2	0	1	0	1
31	Beard, Anton		1-3	1-2	0-0	0	1	1	0	3	0	0	0	9
33	Kingsley, Moses		2-3	0-0	0-0	1	3	4	3	4	0	1	2	11
55	Miles, Keaton		0-0	0-0	0-0	0	0	0	0	0	0	0	0	1
Team						0	1	1						
Totals			24-49	5-13	16-21	10	24	34	16	69	16	16	6	9

FG % 1st Half:	15-26	57.7%	2nd half:	9-23	39.1%	Game:	24-49	49.0%	Deadball Rebounds	1,3
3FG % 1st Half:	4-7	57.1%	2nd half:	1-6	16.7%	Game:	5-13	38.5%		
FT % 1st Half:	6-8	75.0%	2nd half:	10-13	76.9%	Game:	16-21	76.2%		

Officials: Antinio Petty (R), John Hampton, Darron George
 Technical fouls: Dayton-None. Arkansas-None.
 Attendance: 15313
 Estimated Actual Attendance: 9,270

Score by periods	1st	2nd	Total
Dayton	23	32	55
Arkansas	40	29	69

Points	In Paint	Off T/O	2nd Chance	Fast Break	Bench
UD	24	17	5	10	11
AR	24	11	7	2	26

THE LAST TIME ARKANSAS

Scored 100+ points:

12/01/2015 - 117 vs. Northwestern St.

Scored 100+ points in an SEC game:

2/10/2015 - 101 vs. Auburn

Scored fewer than 50 points:

2/9/2013 - 49 vs. Vanderbilt

Played in an overtime game:

12/19/2015 vs. Mercer, L 69-66 (OT)

Played in a double-overtime game:

1/16/2013 vs. Auburn, W 88-80 (2 OT)

Played in a triple-overtime game:

2/9/1980 vs. Houston, L 84-90 (3 OT)

Beat an AP Top 25-ranked opponent:

2/27/2014 vs. #17 Kentucky, W 71-67 (OT)

Beat an AP Top 10 team:

2/5/2013 vs. #2 Florida, W 80-69

Beat an AP Top 5 team:

2/5/2013 vs. #2 Florida, W 80-69

Beat an AP Top 25 team on the road:

2/27/2014 @ #17 Kentucky, W 71-67 (OT)

Beat an AP Top 5 team on the road:

2/9/1994 @ #4 Kentucky, W 90-82

Made 15+ three-pointers in a game:

3/5/2014 - 17 vs. Ole Miss

Made 20+ free throws in a game:

12/08/2015 - 24 (of 30) vs. Evansville

THE LAST TIME AN ARKANSAS PLAYER

Scored 30-39 points in a game:

1/22/2015 - 30 by Michael Qualls vs. Alabama

Scored 40-49 points in a game:

1/11/1992 - 43 by Todd Day vs. LSU

Scored 50+ points in a game:

11/13/2009 - 51 by Rotnei Clarke vs. Alcorn St.

Recorded a double-double (points and rebounds):

12/22/2015 - 22 points and 10 rebounds by Moses Kingsley vs. North Florida

Had 15+ rebounds in a game:

3/7/2015 - 15 by Bobby Portis vs. LSU

Had 20+ rebounds in a game:

11/21/1997 - 23 by Nick Davis vs. Jackson St.

Made 5+ three-pointers in a game:

12/09/2015 - 5 (on 6 attempts) by Anthlon Bell vs. Evansville

Made 10+ free throws in a game:

12/09/2015 - 10 (on 10 attempts) by Dusty Hannahs vs. Evansville

Recorded a double-double (points and assists):

12/01/2015 - 14 points and 10 assists by Jabril Durham vs. Northwestern St.

Had 10+ assists in a game:

12/12/2015 - 10 by Jabril Durham vs. Tennessee Tech

Had 5+ blocks in a game:

12/22/2015 - 5 by Moses Kingsley vs. North Florida

Had 5+ steals in a game:

12/19/2015 - 5 by Jabril Durham vs. Mercer

ARKANSAS >> GAME HIGHS

POINTS	117	NORTHWESTERN STATE (12/01/15)
	97	NORTH FLORIDA (12/22/15)
FIELD GOALS MADE	44	NORTHWESTERN STATE (12/01/15)
	42	NORTH FLORIDA (12/22/15)
FIELD GOAL ATTEMPTS	79	NORTH FLORIDA (12/22/15)
	79	NORTHWESTERN STATE (12/01/15)
FIELD GOAL PERCENTAGE	.557 (44-79)	NORTHWESTERN STATE (12/01/15)
	.542 (32-59)	CHARLESTON SOUTHERN (11/20/15)
3 PT FIELD GOALS MADE	9	EVANSVILLE (12/08/15)
	8	SOUTHERN UNIVERSITY (11/13/15)
3 PT FG ATTEMPTS	20	AKRON (11/18/15)
	17	at Wake Forest (12/04/15)
	17	vs Stanford (11/27/15)
3 PT FG PERCENTAGE	.692 (9-13)	EVANSVILLE (12/08/15)
	.538 (7-13)	CHARLESTON SOUTHERN (11/20/15)
FREE THROWS MADE	26	AKRON (11/18/15)
	24	EVANSVILLE (12/08/15)
FREE THROW ATTEMPTS	32	AKRON (11/18/15)
FREE THROW PERCENTAGE	.875 (14-16)	vs Stanford (11/27/15)
	.842 (16-19)	at Wake Forest (12/04/15)
REBOUNDS	52	NORTH FLORIDA (12/22/15)
	45	NORTHWESTERN STATE (12/01/15)
ASSISTS	27	NORTH FLORIDA (12/22/15)
	24	NORTHWESTERN STATE (12/01/15)
STEALS	13	NORTHWESTERN STATE (12/01/15)
BLOCKED SHOTS	13	TENNESSEE TECH (12/12/15)
	8	EVANSVILLE (12/08/15)
	8	CHARLESTON SOUTHERN (11/20/15)
TURNOVERS	14	vs Stanford (11/27/15)
	14	SOUTHERN UNIVERSITY (11/13/15)
FOULS	25	vs Stanford (11/27/15)

ARKANSAS >> GAME LOWS

POINTS	66	vs Stanford (11/27/15)
	66	MERCER (12/19/15)
FIELD GOALS MADE	23	vs Stanford (11/27/15)
FIELD GOAL ATTEMPTS	52	EVANSVILLE (12/08/15)
	59	CHARLESTON SOUTHERN (11/20/15)
FIELD GOAL PERCENTAGE	.348 (23-66)	vs Stanford (11/27/15)
	.381 (24-63)	AKRON (11/18/15)
	.381 (24-63)	MERCER (12/19/15)
3 PT FIELD GOALS MADE	4	NORTH FLORIDA (12/22/15)
	5	at Wake Forest (12/04/15)
3 PT FG ATTEMPTS	10	NORTH FLORIDA (12/22/15)
	13	CHARLESTON SOUTHERN (11/20/15)
	13	EVANSVILLE (12/08/15)
3 PT FG PERCENTAGE	.294 (5-17)	at Wake Forest (12/04/15)
	.300 (6-20)	AKRON (11/18/15)
FREE THROWS MADE	9	NORTH FLORIDA (12/22/15)
	11	MERCER (12/19/15)
FREE THROW ATTEMPTS	15	MERCER (12/19/15)
	16	vs Stanford (11/27/15)
	16	NORTH FLORIDA (12/22/15)
FREE THROW PERCENTAGE	.538 (14-26)	SOUTHERN UNIVERSITY (11/13/15)
	.563 (9-16)	NORTH FLORIDA (12/22/15)
REBOUNDS	26	vs Georgia Tech (11/26/15)
	28	EVANSVILLE (12/08/15)
ASSISTS	14	vs Georgia Tech (11/26/15)
	14	MERCER (12/19/15)
STEALS	4	TENNESSEE TECH (12/12/15)
	6	CHARLESTON SOUTHERN (11/20/15)
	6	vs Georgia Tech (11/26/15)
BLOCKED SHOTS	2	NORTHWESTERN STATE (12/01/15)
	3	vs Stanford (11/27/15)
TURNOVERS	8	AKRON (11/18/15)
	8	at Wake Forest (12/04/15)
FOULS	16	EVANSVILLE (12/08/15)
	17	NORTHWESTERN STATE (12/01/15)

ARKANSAS INDIVIDUAL >> GAME HIGHS

Points	23	Hannahs, Dusty vs Evansville (12/08/15)
	23	Bell, Anthlon vs Akron (11/18/15)
	22	Kingsley, Moses vs North Florida (12/22/15)
	22	Kingsley, Moses vs Southern University (11/13/15)
	21	Bell, Anthlon vs Tennessee Tech (12/12/15)
	21	Hannahs, Dusty vs Tennessee Tech (12/12/15)
	21	Bell, Anthlon vs Evansville (12/08/15)
	21	Hannahs, Dusty vs Northwestern State (12/01/15)
	21	Kingsley, Moses vs Northwestern State (12/01/15)
	21	Hannahs, Dusty vs Charleston Southern (11/20/15)
	21	Hannahs, Dusty vs Southern University (11/13/15)
Field Goals Made	11	Kingsley, Moses vs North Florida (12/22/15)
	8	Bell, Anthlon vs North Florida (12/22/15)
	8	Kingsley, Moses vs Mercer (12/19/15)
	8	Hannahs, Dusty vs Northwestern State (12/01/15)
	8	Kingsley, Moses vs Southern University (11/13/15)
Field Goal Att.	20	Bell, Anthlon vs Akron (11/18/15)
	17	Bell, Anthlon vs North Florida (12/22/15)
	17	Kingsley, Moses vs North Florida (12/22/15)
FG Pct (min 5 made)	1.000 (8-8)	Kingsley, Moses vs Southern University (11/13/15)
	.857 (6-7)	Watkins, Manuale at Wake Forest (12/04/15)
3-Point FG Made	5	Bell, Anthlon vs Evansville (12/08/15)
	5	Bell, Anthlon vs Stanford (11/27/15)
	5	Hannahs, Dusty vs Charleston Southern (11/20/15)
	5	Bell, Anthlon vs Akron (11/18/15)
	5	Hannahs, Dusty vs Southern University (11/13/15)
3-Point FG Att.	13	Bell, Anthlon vs Akron (11/18/15)
	8	Hannahs, Dusty at Wake Forest (12/04/15)
	8	Hannahs, Dusty vs Stanford (11/27/15)
	8	Bell, Anthlon vs Georgia Tech (11/26/15)
3-Pt FG Pct (min 2 made)	1.000 (5-5)	Hannahs, Dusty vs Charleston Southern (11/20/15)
	.833 (5-6)	Bell, Anthlon vs Evansville (12/08/15)
Free Throws Made	10	Hannahs, Dusty vs Evansville (12/08/15)
	7	Kingsley, Moses vs Northwestern State (12/01/15)
	7	Kingsley, Moses vs Charleston Southern (11/20/15)
	7	Kingsley, Moses vs Akron (11/18/15)
Free Throw Att.	11	Kingsley, Moses vs Southern University (11/13/15)
	10	Hannahs, Dusty vs Evansville (12/08/15)
	10	Hannahs, Dusty vs Evansville (12/08/15)
	1.000 (5-5)	Hannahs, Dusty vs Georgia Tech (11/26/15)
	1.000 (5-5)	Hannahs, Dusty vs Akron (11/18/15)
	1.000 (4-4)	Kouassi, Willy at Wake Forest (12/04/15)
	1.000 (4-4)	Bell, Anthlon vs Northwestern State (12/01/15)
	1.000 (4-4)	Kingsley, Moses vs Stanford (11/27/15)
	1.000 (4-4)	Watkins, Manuale vs Charleston Southern (11/20/15)
	1.000 (4-4)	Durham, Jabril vs Akron (11/18/15)
	1.000 (4-4)	Hannahs, Dusty vs Southern University (11/13/15)
Rebounds	14	Kingsley, Moses vs Mercer (12/19/15)
	13	Kingsley, Moses vs Tennessee Tech (12/12/15)
Assists	11	Durham, Jabril vs Charleston Southern (11/20/15)
	10	Durham, Jabril vs Tennessee Tech (12/12/15)
	10	Durham, Jabril vs Northwestern State (12/01/15)
	10	Durham, Jabril vs Southern University (11/13/15)
Steals	5	Durham, Jabril vs Mercer (12/19/15)
	5	Durham, Jabril vs Northwestern State (12/01/15)
	5	Durham, Jabril vs Southern University (11/13/15)
Blocked Shots	8	Kingsley, Moses vs Tennessee Tech (12/12/15)
	5	Kingsley, Moses vs North Florida (12/22/15)
	5	Kingsley, Moses vs Southern University (11/13/15)
Turnovers	6	Durham, Jabril vs Southern University (11/13/15)
	4	Miles, Keaton vs North Florida (12/22/15)
	4	Miles, Keaton at Wake Forest (12/04/15)
	4	Kingsley, Moses vs Stanford (11/27/15)
	4	Thompson, Trey vs Charleston Southern (11/20/15)
Fouls	5	Bell, Anthlon vs Stanford (11/27/15)
	5	Kingsley, Moses vs Stanford (11/27/15)
	5	Kingsley, Moses vs Georgia Tech (11/26/15)
	5	Miles, Keaton vs Charleston Southern (11/20/15)
	5	Kingsley, Moses vs Southern University (11/13/15)
Minutes	39	Kingsley, Moses vs Mercer (12/19/15)
	35	Bell, Anthlon vs Mercer (12/19/15)
	35	Durham, Jabril vs Evansville (12/08/15)
	35	Durham, Jabril vs Stanford (11/27/15)
	34	Durham, Jabril vs Southern University (11/13/15)

LEADS & DEFICITS

Date	Opponent	Largest Lead	Largest Deficit	Time Led	Time Trailed	Time Tied	Outcome
11/13	Southern University	21 (2nd - 2:03)	1 (1st - 19:21)	37:31	2:16	0:13	W, 86-68
11/18	Akron	None	14 (2nd - 5:58)	0:00	39:09	0:51	L, 88-80
11/20	Charleston Southern	29 (2nd - 11:12)	1 (1st - 18:53)	38:45	0:00	1:15	W, 93-75
11/26	vs Georgia Tech	2 (1st - 2:58)	10 (1st - 9:09)	0:33	37:44	1:43	L, 83-73
11/27	vs Stanford	20 (1st - 10:35)	3 (2nd - 0:03)	38:41	0:38	0:41	L, 69-66
12/1	Northwestern State	46 (2nd - 6:46)	4 (1st - 17:28)	35:49	2:27	1:44	W, 117-78
12/04	at Wake Forest	2 (1st - 19:38)	14 (2nd - 18:15)	1:16	36:20	2:24	L, 88-85
12/08	Evansville	16 (2nd - 15:39)	8 (1st - 14:47)	28:20	9:09	2:31	W, 89-76
12/12	Tennessee Tech	26 (2nd - 1:19)	3 (1st - 19:46)	37:46	1:31	0:43	W, 83-57
12/19	Mercer%	5 (2nd - 17:19)	13 (2nd - 9:36)	5:46	31:07	8:07	L, 69-66 (OT)
12/22	North Florida	25 (2nd - 0:06)	None	39:39	0:00	0:21	W, 97-72
12/30	at Dayton	--	--	--	--	--	--
01/02	at Texas A&M*	--	--	--	--	--	--
01/05	Vanderbilt*	--	--	--	--	--	--
01/09	at Mississippi State*	--	--	--	--	--	--
01/12	at Missouri*	--	--	--	--	--	--
01/16	at LSU*	--	--	--	--	--	--
01/21	Kentucky*	--	--	--	--	--	--
01/23	at Georgia*	--	--	--	--	--	--
01/27	Texas A&M*	--	--	--	--	--	--
01/30	Texas Tech	--	--	--	--	--	--
02/03	at Florida*	--	--	--	--	--	--
02/06	Tennessee*	--	--	--	--	--	--
02/09	Mississippi State*	--	--	--	--	--	--
02/13	at Ole Miss*	--	--	--	--	--	--
02/17	Auburn*	--	--	--	--	--	--
02/20	Missouri*	--	--	--	--	--	--
02/23	LSU*	--	--	--	--	--	--
02/27	at Tennessee*	--	--	--	--	--	--
03/02	at Alabama*	--	--	--	--	--	--

% = North Little Rock, Ark. (Verizon Arena)

* = Conference game

PLUS/MINUS CUMULATIVE STATISTICS

Player	Minutes	PF	PA	+/-	+/-40	Gms	+/-Gm
Hannahs, Dusty	263:23	600	513	+87	+13.21	10	+8.70

STARTING LINEUPS

Date	Opponent	G	G	G	F	F	Outcome
11/13	Southern University	Hannahs	Durham	Whitt	Kingsley	Miles	W, 86-68
11/18	Akron	Hannahs	Durham	Whitt	Kingsley	Thompson	L, 88-80
11/20	Charleston Southern	Bell	Durham	Whitt	Kingsley	Miles	W, 93-75
11/26	vs Georgia Tech	Bell	Durham	Whitt	Kingsley	Miles	L, 83-73
11/27	vs Stanford	Bell	Durham	Whitt	Kingsley	Miles	L, 69-66
12/1	Northwestern State	Bell	Durham	Whitt	Kingsley	Miles	W, 117-78
12/04	at Wake Forest	Bell	Durham	Whitt	Kingsley	Miles	L, 88-85
12/08	Evansville	Bell	Durham	Whitt	Kingsley	Miles	W, 89-76
12/12	Tennessee Tech	Bell	Durham	Whitt	Kingsley	Miles	W, 83-57
12/19	Mercer%	Bell	Durham	Whitt	Kingsley	Miles	L, 69-66 (OT)
12/22	North Florida	Bell	Durham	Watkins	Kingsley	Miles	W, 97-72
12/30	at Dayton	--	--	--	--	--	--
01/02	at Texas A&M*	--	--	--	--	--	--
01/05	Vanderbilt*	--	--	--	--	--	--
01/09	at Mississippi State*	--	--	--	--	--	--
01/12	at Missouri*	--	--	--	--	--	--
01/16	at LSU*	--	--	--	--	--	--
01/21	Kentucky*	--	--	--	--	--	--
01/23	at Georgia*	--	--	--	--	--	--
01/27	Texas A&M*	--	--	--	--	--	--
01/30	Texas Tech	--	--	--	--	--	--
02/03	at Florida*	--	--	--	--	--	--
02/06	Tennessee*	--	--	--	--	--	--
02/09	Mississippi State*	--	--	--	--	--	--
02/13	at Ole Miss*	--	--	--	--	--	--
02/17	Auburn*	--	--	--	--	--	--
02/20	Missouri*	--	--	--	--	--	--
02/23	LSU*	--	--	--	--	--	--
02/27	at Tennessee*	--	--	--	--	--	--
03/02	at Alabama*	--	--	--	--	--	--

% = North Little Rock, Ark. (Verizon Arena)

* = Conference game

#FASTEST40 BOUND



Jalen Barford
#1 JUCO in the Nation



Daryl Macon
#3 JUCO in the Nation



Arlando Cook
#5 JUCO in the Nation



Adrio Bailey
#50 Small Forward

ABOUT JALEN BARFORD >>

- Ranked as the No. 1 junior college transfer in the 2016 class, with a 94 percent composite rating by 247Sports.
- Plays at Motlow State Community College (Tenn.) where he averaged 20.6 points, 7.1 rebounds, 5.1 assists and 2.4 steals per game as a freshman.
- Opened the 2015-16 season earning back-to-back NJCAA National Player of the Week honors.
- Averaging 30.1 points, 7.8 rebounds and 4.0 assists per game through the first eight games of his sophomore season.
- Originally from Jackson, Tennessee, Barford attended South Side High School, where he was the West Tennessee Player of the Year as a senior.
- Led high school team to the Class AA State Championship, while averaging 22.5 points, three assists and three steals per game.

ABOUT DARYL MACON >>

- Ranked the No. 3 junior college transfer in the 2016 class, with a 93 percent composite rating by 247Sports.
- Plays at Holmes Community College (Miss.), where he averaged 23 points, 4.1 rebounds and 3.1 assists per game as a freshman.
- Shot 88.5 percent from the free throw line as a freshman to rank No. 4 in the country at the NJCAA level.
- Had four 30-point games as a freshman and earned Region XXIII Player of the Year honor and was named NJCAA All-American First Team.
- Is a Little Rock, Arkansas, native and graduated from Parkview High School in 2014 after averaging 21 points per game as a senior.

ABOUT ARLANDO COOK >>

- Ranked as the No. 5 junior college transfer in the 2016 class, with a 92 percent composite rating by 247Sports.
- Plays at Connors State College (Okla.), where he averaged 11.4 points and 9.3 rebounds, while shooting 57.2 percent from the field as a freshman, leading the Cowboys to a 33-2 campaign.
- Had a career-high 27 points in a 90-82 win over Northeastern Oklahoma A&M on March 6, 2015 and a career-high 17 rebounds in an 87-66 win at Carl Albert State on Jan 22, 2015.
- Played AAU for the Gym Rats in his hometown of St. Louis.
- Went to high school at Madison Prep, averaging 13.8 points, 9.3 rebounds and 1.9 blocks per game, while shooting 61 percent field goals.

ABOUT ADRIO BAILEY >>

- Ranked as the No. 11 player in the state of Louisiana and the No. 50 small forward in the 2016 class by Rivals.com.
- Rated as a three-star player by 247Sports.com, Rivals.com, Scout.com and Future150.com.
- Attends Lakeview High School in Campti, Louisiana.
- Averaged 15 points, 10 rebounds, four assists, three steals and 2.3 blocks as a junior to lead the Gators to a 34-4 record and a Class 2A runner-up finish
- Played for the Urban DFW team last spring and summer.

BOSS HOG



CAREER NUMBERS

At Arkansas

2015-16	>>>	6-5
2014-15	>>>	27-9 (NCAA, Third Round)
2013-14	>>>	22-12 (NIT, Second Round)
2012-13	>>>	19-13
2011-12	>>>	18-14
Totals	>>>	92-53 (5th Year)

At Missouri

2010-11	>>>	23-11 (NCAA Second Round)
2009-10	>>>	23-11 (NCAA Second Round)
2008-09	>>>	31-7 (NCAA Elite Eight)
2007-08	>>>	16-16
2006-07	>>>	18-12
Totals	>>>	111-57 (5 Years)

At Alabama-Birmingham (UAB)

2005-06	>>>	24-7 (NCAA First Round)
2004-05	>>>	22-11 (NCAA Second Round)
2003-04	>>>	22-10 (NCAA Sweet 16, C-USA Co-Champs)
2002-03	>>>	21-13 (NIT Quarterfinals)
Totals	>>>	89-41 (4 Years)

Overall Record 292-151 (14th Year)



Head coach Mike Anderson is one of just 11 current Division I coaches with 10-plus years of head coaching experience and no losing seasons. Anderson and Thad Matta are the only coaches to accomplish the feat during stops at three different institutions.

Coach	Schools	Yrs
Roy Williams	Kansas/UNC	27
Tom Izzo	Michigan State	20
Mark Few	Gonzaga	16
Bo Ryan	Milwaukee/Wisconsin	16
Thad Matta	Butler/Xavier/Ohio State	15
John Thompson III	Princeton/Georgetown	15
Mike Anderson	UAB/Missouri/Arkansas	13
Jamie Dixon	Pittsburgh	12
Sean Miller	Xavier/Arizona	11
Andy Kennedy	Cincinnati/Ole Miss	10
Dave Rose	BYU	10

IT'S A NUMBERS GAME

Postseason Tournaments

1 2 3 4 5 6 7 8 9

20-Win Seasons

1 2 3 4 5 6 7 8 9

NCAA Tournaments

1 2 3 4 5 6 7

30-Win Seasons

1

Losing Seasons

0

PERSONAL INFO

Born: Dec. 12, 1959
 Hometown: Birmingham, Ala.
 Alma Mater: Tulsa (1982)
 Wife: Marcheita
 Children: Darcheita, Michael Jr., Yvonne
 Date Named Head Coach at Arkansas: March 23, 2011

The Razorback Nation welcomed home one of its own on March 23, 2011, when Mike Anderson was named the 12th head men's basketball coach in Arkansas history. Charged with bringing back the winning tradition that was synonymous with the Razorback program throughout the '80s and '90s, Anderson has helped the Razorbacks improve each year on and off the court as the tradition-rich program grows closer to returning to its glory days.

Fans caught a glimpse of those glory days in 2014-15, as the Razorbacks returned to both the NCAA Tournament and SEC Tournament championship game for the first time since 2008. Highlighted by a victory over Southern Conference champ Wofford in the NCAA Tournament second round and a program-record six SEC road wins, Arkansas produced the sixth-most wins in program history with a 27-9 record. Of course, the up-tempo style of play donned the "Fastest 40 Minutes in Basketball" reached another level, as the Razorbacks led the SEC in five different statistical categories, including scoring (77.4), assists (16.1) and turnover margin (+3.8).

The 2014-15 campaign brought back memories of the 90's, as Arkansas finished second in the SEC at 13-5 and spent eight weeks ranked in both the Associated Press Top 25 Poll and the USA Today Coaches Poll. Anderson's attention to detail in skill development helped sophomore Bobby Portis become only the second Razorback in program history to be named the SEC Player of the Year by both the Associated Press and league head coaches. Portis was the first Razorback to surpass 1,000 points and 500 rebounds as a sophomore and went on to become the 12th player in program history to be selected in the first round of the NBA Draft when he went 22nd overall to the Chicago Bulls.

A long-time assistant and associate head coach at Arkansas, Anderson spent nine years as a head coach at the University of Alabama-Birmingham and the University of Missouri before returning to the Razorbacks.

NUMERICAL ROSTER

No.	Name	Pos.	Ht.	Wt.	Yr.	Hometown/High School/Last School
1	Trey Thompson	F	6-9	260	So.	Madison, Ark./Forrest City HS
2	Jake Mosiman	G	6-0	185	Jr.	Lawrence, Kan./Lawrence HS
3	Dusty Hannahs	G	6-3	203	R-Jr.	Little Rock, Ark./Pulaski Academy/Texas Tech
4	Jabril Durham	G	6-1	185	Sr.	DeSoto, Texas/DeSoto HS/Seminole State College
5	Anthlon Bell	G	6-3	185	Sr.	Memphis, Tenn./Bartlett HS
12	DaShaun Stark^	G	6-5	185	Jr.	Springdale, Ark./Springdale HS/ Drury University
14	Tristan Simmons	G	5-10	170	Fr.	El Dorado, Ark./El Dorado HS
15	Lorenzo Jenkins	G	6-7	210	Fr.	Naples, Fla./First Baptist Academy
21	Manuale Watkins	G	6-3	205	Jr.	Fayetteville, Ark./Fayetteville HS
31	Anton Beard	G	6-0	195	So.	N. Little Rock, Ark./North Little Rock HS
24	Jimmy Whitt	G	6-4	173	Fr.	Columbia, Mo./Hickman HS
33	Moses Kingsley	F	6-10	230	Jr.	Abuja, Nigeria/Huntington Prep (W. Va.)
50	Willy Kouassi	C	6-10	230	R-Sr.	Abidjan, Ivory Coast/Central Park Christian/Kennesaw St.
55	Keaton Miles	F	6-7	212	R-Sr.	Dallas, Texas/Dallas Lincoln HS/West Virginia

^ - Will sit out the 2015-16 season due to NCAA four-year transfer rules

ALPHABETICAL

No.	Name	Yr.
3	Beard, Anton	So.
5	Bell, Anthlon	Sr.
4	Durham, Jabril	Sr.
3	Hannahs, Dusty	R-Jr.
15	Jenkins, Lorenzo	Fr.
33	Kingsley, Moses	Jr.
50	Kouassi, Willy	R-Sr.
55	Miles, Keaton	Sr.
2	Mosiman, Jake	Jr.
14	Simmons, Tristan	Fr.
12	Stark, DaShaun	Jr.
1	Thompson, Trey	So.
21	Watkins, Manuale	Jr.
24	Whitt, Jimmy	Fr.

COACHING STAFF

Title	Name	Experience	Alma Mater
Head Coach	Mike Anderson	5th Year	Tulsa, '82
Associate Head Coach	Melvin Watkins	5th Year	Charlotte, '77
Assistant Coach	TJ Cleveland	5th Year	Arkansas, '02
Assistant Coach	Matt Zimmerman	5th Year	Arkansas, '90
Director of Operations	Jeff Daniels	5th Year	Montevallo, '82
Director of S-A Development	Scotty Thurman	6th Year	Philander-Smith, '03
Video Coordinator	Will Bartlett	5th Year	Missouri, '09
Special Assistant to the HC	Lee Mayberry	2nd Year	Arkansas, '15
Graduate Assistant	Kikko Haydar	1st Year	Arkansas, '14
Graduate Assistant	Ryne Colvin	2nd Year	Arkansas, '14
Athletic Trainer	Dave England	33rd Year	Arkansas, '80
Strength & Conditioning Coach	Adam Petway	2nd Year	USSA, '13

« TREY 1 THOMPSON »»



F | So. | 6-9 | 260
Madison, Ark. | Forrest City HS

@T_Top24

CAREER HIGHS >>

Points: 10 vs. Tennessee Tech (Dec. 12, 2015)
FG: 5 vs. Tennessee Tech (Dec. 12, 2015)
FGA: 7 vs. Tennessee Tech (Dec. 12, 2015)
3FG: --
3FGA: --
FT: 2, 2x, last vs. North Florida (Dec. 22, 2015)
FTA: 2, 3x, last vs. North Florida (Dec. 22, 2015)
Rebounds: 7, 3x, last vs. North Florida (Dec. 22, 2015)
Assists: 5 vs. North Florida (Dec. 22, 2015)
Steals: 1, 5x, last vs. North Florida (Dec. 22, 2015)
Blocks: 2, 2x, last vs. Tennessee Tech (Dec. 12, 2015)
Minutes: 26 vs. Tennessee Tech (Dec. 12, 2015)

SEASON HIGHS >>

Points: 10 vs. Tennessee Tech (Dec. 12, 2015)
FG: 5 vs. Tennessee Tech (Dec. 12, 2015)
FGA: 7 vs. Tennessee Tech (Dec. 12, 2015)
3FG: --
3FGA: --
FT: 2 vs. North Florida (Dec. 22, 2015)
FTA: 2, 2x, last vs. North Florida (Dec. 22, 2015)
Rebounds: 7, 3x, last vs. North Florida (Dec. 22, 2015)
Assists: 5 vs. North Florida (Dec. 22, 2015)
Steals: 1, 4x, last vs. North Florida (Dec. 22, 2015)
Blocks: 2, 2x, last vs. Tennessee Tech (Dec. 12, 2015)
Minutes: 26 vs. Tennessee Tech (Dec. 12, 2015)

SUPERLATIVE STATS >>

	Season	Career
Double Figure Points	1	1
5+ Rebounds	4	4
Games With Off. Rebound	2	5
2+ Off. Rebounds	2	2
3+ Assists	1	1
Games W/ a Steal	4	4
Games W/ a Block	3	3
Games shooting .500+	4	5

#RAZORFACTS >>

- Missed the Stanford, Northwestern State and Wake Forest games with ankle injury suffered in Ga Tech game.
- Posted first career double-digit scoring effort against Tennessee Tech.
- Dished out a career-high five assists and tied a career mark with seven rebounds against North Florida
- Played a career-long 26 minutes against Tennessee Tech.
- Tied a career-high with two blocks against Tennessee Tech.
- Made his first collegiate start against Akron.
- Saw playing time in 14 games as a true freshman last season.

GAME-BY-GAME STATS >>

Opponent	Date	gs	min	Total		3-Pointers		Free throws		Rebounds				pf	a	t/o	blk	stl	pts	avg
				fg-fga	pct	3fg-fga	pct	ft-fa	pct	off	def	tot	avg							
SOUTHERN UNIVERSITY	11/13/15	17	1-4	.250	0-0	.000	0-2	.000	0	4	4	4.0	2	1	0	0	0	2	2.0	
AKRON	11/18/15 *	22	2-4	.500	0-0	.000	0-0	.000	3	4	7	5.5	3	2	1	1	1	4	3.0	
CHARLESTON SOUTHER	11/20/15	21	2-2	1.000	0-0	.000	0-0	.000	0	6	6	5.7	4	0	4	2	1	4	3.3	
vs Georgia Tech	11/26/15	7	0-0	.000	0-0	.000	0-0	.000	0	1	1	4.5	2	0	1	0	0	0	2.5	
vs Stanford	11/27/15	dnp	-	-	-	-	-	-	-	-	-	-	-	-	-	-	-	-	-	
NORTHWESTERN STATE	12/01/15	dnp	-	-	-	-	-	-	-	-	-	-	-	-	-	-	-	-	-	
at Wake Forest	12/04/15	dnp	-	-	-	-	-	-	-	-	-	-	-	-	-	-	-	-	-	
EVANSVILLE	12/08/15	4	0-0	.000	0-0	.000	0-0	.000	0	0	0	3.6	0	1	0	0	0	0	2.0	
TENNESSEE TECH	12/12/15	26	5-7	.714	0-0	.000	0-0	.000	0	7	7	4.2	3	2	1	2	1	10	3.3	
MERCER	12/19/15	15	2-2	1.000	0-0	.000	0-0	.000	0	3	3	4.0	1	2	1	0	0	4	3.4	
NORTH FLORIDA	12/22/15	21	1-4	.250	0-0	.000	2-2	1.000	2	5	7	4.4	3	5	0	0	1	4	3.5	
Totals		1	133	13-23	.565	0-0	.000	2-4	.500	5	30	35	4.4	18	13	8	5	4	28	3.5

Games played: 8
 Minutes/game: 16.6
 Points/game: 3.5
 FG Pct: 56.5
 FT Pct: 50.0

Rebounds/game: 4.4
 Assists/game: 1.6
 Turnovers/game: 1.0
 Assist/turnover ratio: 1.6
 Steals/game: 0.5
 Blocks/game: 0.6

ARKANSAS CAREER STATS >>

Season	gp-gs	min/avg	Total		3-Point		F-Throws		Rebounds				Scoring							
			fg-fga	pct	fg-fga	pct	ft-fa	pct	off	def	tot	avg	pf	fo	ast	to	blk	stl	pts	avg
2014-15	14-0	33/2.4	1-5	.200	0-0	.000	3-3	1.000	3	3	6	0.4	3	0	1	4	1	1	5	0.4
2015-16	8-1	133/16.6	13-23	.565	0-0	.000	2-4	.500	5	30	35	4.4	18	0	13	8	5	4	28	3.5
TOTAL	22-1	166/7.5	14-28	.500	0-0	.000	5-7	.714	8	33	41	1.9	21	0	14	12	6	5	33	1.5



« DUSTY 3 HANNAHS »»

G | R-Jr. | 6-3 | 203

Little Rock, Ark. | Pulaski Academy | Texas Tech

@D_Hannahs | #SplashZone

CAREER HIGHS >>

Points: 25 at West Virginia (Jan. 22, 2014)[^]
FG: 8 at West Virginia (Jan. 22, 2014)[^]
FGA: 14, 2x, last vs. Stanford (Nov. 27, 2015)
3FG: 7 at West Virginia (Jan. 22, 2014)[^]
3FGA: 8, 4x, last at Wake Forest (Dec. 4, 2015)
FT: 10 vs. Evansville (Dec. 8, 2015)
FTA: 10 vs. Evansville (Dec. 8, 2015)
Rebounds: 5 vs. Mercer (Dec. 19, 2015)
Assists: 6 at West Virginia (Jan. 22, 2014)[^]
Steals: 3 vs. Kansas (March 14, 2013)[^]
Blocks: 1, 2x, last at Arizona State (Dec. 21, 2013)[^]
Minutes: 38 at Kansas State (Feb. 25, 2013)[^]

[^] - at Texas Tech

SEASON HIGHS >>

Points: 23 vs. Evansville (Dec. 8, 2015)
FG: 8 vs. Northwestern State (Dec. 1, 2015)
FGA: 14 vs. Stanford (Nov. 27, 2015)
3FG: 5, 2x, last vs. Charleston Southern (Nov. 20, 2015)
3FGA: 8, 2x, last at Wake Forest (Dec. 4, 2015)
FT: 10 vs. Evansville (Dec. 8, 2015)
FTA: 10 vs. Evansville (Dec. 8, 2015)
Rebounds: 5 vs. Mercer (Dec. 19, 2015)
Assists: 2, 3x, last vs. Stanford (Nov. 27, 2015)
Steals: 2, 3x, last vs. Evansville (Dec. 8, 2015)
Blocks: --
Minutes: 31 vs. Southern University (Nov. 13, 2015)

SUPERLATIVE STATS >>

	Season	Career
Double Figure Points	10	28
20+ Points	5	7
Team Leader/Scoring	6	10
5+ Field Goals	8	16
Games W/ a Three-Pointer	10	57
2+ Three-Pointers	8	30
3+ Three-Pointers	6	16
4+ Three-Pointers	2	7
5+ Three-Pointers	2	3
Games W/ an Assist	9	42

#RAZORFACTS >>

- Has led Arkansas in scoring in six of the last nine games, all coming off the bench.
- Ranks No. 5 in the SEC in three-pointers made (28) and No. 2 three-point field goal percentage (.467).
- Has a team-high five 20-plus point games.
- Scored a season-high 23 points against Evansville.
- Has started the year 40-for-43 (.930) from the free throw line.
- Ranks No. 1 in the SEC with a .930 free throw percentage.
- Set a career-high with a 10-for-10 performances from the free throw line against Evansville.
- Went 5-for-5 from behind the arc against Charleston Southern for a game-high 21 points.
- Was the fourth player in program history to make five treys in a game without a miss.
- One of five players in the last 28 years to score 20-plus points in his Razorback debut.
- One of four players in the last 28 years to make five-plus three-pointers in his first game at Arkansas.
- Sat out the 2014-15 season after transferring from Texas Tech.

GAME-BY-GAME STATS >>

Opponent	Date	gs	min	Total		3-Pointers		Free throws		Rebounds				Other			pts	avg		
				fg-fga	pct	3fg-fga	pct	ft-fa	pct	off	def	tot	avg	pf	a	t/o			blk	stl
SOUTHERN UNIVERSITY	11/13/15	*	31	6-13	.462	5-7	.714	4-4	1.000	0	2	2	2.0	3	2	1	0	0	21	21.0
AKRON	11/18/15	*	30	5-11	.455	1-4	.250	5-5	1.000	0	0	0	1.0	2	1	1	0	0	16	18.5
CHARLESTON SOUTHER	11/20/15		25	7-9	.778	5-5	1.000	2-2	1.000	1	1	2	1.3	3	1	2	0	0	21	19.3
vs Georgia Tech	11/26/15		24	5-10	.500	2-3	.667	5-5	1.000	0	0	0	1.0	4	2	2	0	0	17	18.8
vs Stanford	11/27/15		27	3-14	.214	1-8	.125	5-6	.833	1	3	4	1.6	1	2	2	0	2	12	17.4
NORTHWESTERN STATE	12/01/15		23	8-13	.615	3-6	.500	2-2	1.000	0	0	0	1.3	4	1	1	0	2	21	18.0
at Wake Forest	12/04/15		29	5-12	.417	3-8	.375	2-2	1.000	0	4	4	1.7	3	1	1	0	0	15	17.6
EVANSVILLE	12/08/15		30	5-11	.455	3-5	.600	10-10	1.000	1	0	1	1.6	0	1	1	0	2	23	18.3
TENNESSEE TECH	12/12/15		22	7-12	.583	3-6	.500	4-6	.667	0	2	2	1.7	1	1	1	0	0	21	18.6
MERCER	12/19/15		24	4-12	.333	2-7	.286	0-0	.000	0	5	5	2.0	4	0	3	0	0	10	17.7
NORTH FLORIDA	12/22/15		15	2-8	.250	0-1	.000	1-1	1.000	0	3	3	2.1	1	1	1	0	0	5	16.5
Totals		2	280	57-125	.456	28-60	.467	40-43	.930	3	20	23	2.1	26	13	16	0	6	182	16.5

Games played: 11
 Minutes/game: 25.5
 Points/game: 16.5
 FG Pct: 45.6
 3FG Pct: 46.7
 FT Pct: 93.0

Rebounds/game: 2.1
 Assists/game: 1.2
 Turnovers/game: 1.5
 Assist/turnover ratio: 0.8
 Steals/game: 0.5

ARKANSAS CAREER STATS >>

Season	gp-gs	min/avg	Total		3-Point		F-Throws		Rebounds				Other			Scoring				
			fg-fga	pct	fg-fga	pct	ft-fa	pct	off	def	tot	avg	pf	fo	ast	to	blk	stl	pts	avg
2015-16	11-2	280/25.5	57-125	.456	28-60	.467	40-43	.930	3	20	23	2.1	26	0	13	16	0	6	182	16.5
TOTAL	11-2	280/25.5	57-125	.456	28-60	.467	40-43	.930	3	20	23	2.1	26	0	13	16	0	6	182	16.5

« JABRIL 4 DURHAM »»

G | Sr. | 6-1 | 185

DeSoto, Texas | DeSoto HS | Seminole State CC

@Humble_Hog4 | #JaBrilliant



CAREER HIGHS >>

Points: 14 vs. Northwestern State (Dec. 1, 2015)
FG: 4, 2x, last at Wake Forest (Dec. 4, 2015)
FGA: 8, 2x, last vs. Northwestern State (Dec. 1, 2015)
3FG: 3 vs. Dayton (Dec. 13, 2014)
3FGA: 5 vs. Northwestern St. (Dec. 28, 2014)
FT: 5, 2x, last vs. Northwestern State (Dec. 1, 2015)
FTA: 6, 2x, last vs. Northwestern State (Dec. 1, 2015)
Rebounds: 9 vs. Evansville (Dec. 8, 2015)
Assists: 11 vs. Charleston Southern (Nov. 20, 2015)
Steals: 5, 3x, last vs. Mercer (Dec. 19, 2015)
Blocks: None
Minutes: 35, 2x, last vs. Evansville (Dec. 8, 2015)

SEASON HIGHS >>

Points: 14 vs. Northwestern State (Dec. 1, 2015)
FG: 4, 2x, last at Wake Forest (Dec. 4, 2015)
FGA: 8, 2x, last vs. Northwestern State (Dec. 1, 2015)
3FG: 1, 5x, last vs. Mercer (Dec. 19, 2015)
3FGA: 3, 4x, last vs. Mercer (Dec. 19, 2015)
FT: 5, 2x, last vs. Northwestern State (Dec. 1, 2015)
FTA: 6, 2x, last vs. Northwestern State (Dec. 1, 2015)
Rebounds: 9 vs. Evansville (Dec. 8, 2015)
Assists: 11 vs. Charleston Southern (Nov. 20, 2015)
Steals: 5, 3x, last vs. Mercer (Dec. 19, 2015)
Blocks: --
Minutes: 35, 2x, last vs. Evansville (Dec. 8, 2015)

SUPERLATIVE STATS >>

	Season	Career
Team Leader in Assists	10	13
Games W/ a Three-Pointer	5	18
2+ Three-Pointers	0	1
Games W/ a Off. Rebound	4	9
5+ Assists	9	11
10+ Assists	4	4
Games Without a Turnover	1	21
Games W/ a Steal	9	18

#RAZORFACTS >>

- Leads the SEC and ranks No. 4 in the country with 7.7 assists per game.
- Has four of the eight double-digit assist performances in the SEC this year.
- Is one of four players in the country with four-plus double-digit assist games this season.
- One of five players in the nation to record a game of double-digit points and assists and five-plus steals.
- Is the only player in the league with multiple double-digit assist games this season.
- Is one of six players in the country with three games of five-plus steals this year.
- Against Northwestern State he became the first Razorback in 20 years with 14 points, 10 assists and five steals in a game.
- Recorded first career double-double against Northwestern State with 14 points and 10 assists.
- Scored a career-high 14 points against Northwestern State.
- Pulled down a career-high nine rebounds against Evansville.
- Recorded a career-high 11 assists against Charleston Southern.

GAME-BY-GAME STATS >>

Opponent	Date	gs	min	Total		3-Pointers		Free throws		Rebounds			pf	a	t/o	blk	stl	pts	avg		
				fg-fga	pct	3fg-fga	pct	ft-fa	pct	off	def	tot								avg	
SOUTHERN UNIVERSITY	11/13/15	*	34	3-6	.500	1-2	.500	0-0	.000	0	4	4	4.0	2	10	6	0	5	7	7.0	
AKRON	11/18/15	*	30	0-3	.000	0-2	.000	4-4	1.000	2	3	5	4.5	4	4	0	0	1	4	5.5	
CHARLESTON SOUTHER	11/20/15	*	28	1-4	.250	0-1	.000	5-6	.833	0	4	4	4.3	2	11	3	0	0	7	6.0	
vs Georgia Tech	11/26/15	*	33	2-6	.333	0-3	.000	1-3	.333	0	5	5	4.5	2	6	2	0	1	5	5.8	
vs Stanford	11/27/15	*	35	1-8	.125	0-2	.000	0-0	.000	1	1	2	4.0	2	7	2	0	0	2	5.0	
NORTHWESTERN STATE	12/01/15	*	28	4-8	.500	1-3	.333	5-6	.833	0	2	2	3.7	1	10	1	0	5	14	6.5	
at Wake Forest	12/04/15	*	30	4-7	.571	1-3	.333	0-0	.000	0	3	3	3.6	4	8	1	0	3	9	6.9	
EVANSVILLE	12/08/15	*	35	3-6	.500	1-1	1.000	2-2	1.000	1	8	9	4.3	1	7	2	0	1	9	7.1	
TENNESSEE TECH	12/12/15	*	24	2-5	.400	0-2	.000	0-0	.000	0	5	5	4.3	2	10	2	0	1	4	6.8	
MERCER	12/19/15	*	33	1-6	.167	1-3	.333	2-2	1.000	0	5	5	4.4	1	5	3	1	5	5	6.6	
NORTH FLORIDA	12/22/15	*	23	1-3	.333	0-0	.000	0-0	.000	1	1	2	4.2	2	7	1	0	2	2	6.2	
Totals			11	333	22-62	.355	5-22	.227	19-23	.826	5	41	46	4.2	23	85	23	1	24	68	6.2

Games played: 11
 Minutes/game: 30.3
 Points/game: 6.2
 FG Pct: 35.5
 3FG Pct: 22.7
 FT Pct: 82.6

Rebounds/game: 4.2
 Assists/game: 7.7
 Turnovers/game: 2.1
 Assist/turnover ratio: 3.7
 Steals/game: 2.2
 Blocks/game: 0.1

ARKANSAS CAREER STATS >>

Season	gp-gs	min/avg	Total		3-Point		F-Throws		Rebounds				Scoring							
			fg-fga	pct	fg-fga	pct	ft-fa	pct	off	def	tot	avg	pf	fo	ast	to	blk	stl	pts	avg
2014-15	36-9	359/10.0	20-66	.303	15-42	.357	11-14	.786	8	19	27	0.8	39	0	52	27	0	10	66	1.8
2015-16	11-11	333/30.3	22-62	.355	5-22	.227	19-23	.826	5	41	46	4.2	23	0	85	23	1	24	68	6.2
TOTAL	47-20	692/14.7	42-128	.328	20-64	.313	30-37	.811	13	60	73	1.6	62	0	137	50	1	34	134	2.9

« ANTHLON 5 BELL »»



G | Sr. | 6-3 | 185
 Memphis, Tenn. | Bartlet HS

@_AntHill | #NylonBell

CAREER HIGHS >>

Points: 28 vs. Indiana State (March 18, 2014)
FG: 11 vs. Indiana State (March 18, 2014)
FGA: 20 vs. Akron (Nov. 18, 2015)
3FG: 7 vs. Ole Miss (March 5, 2014)
3FGA: 13 vs. Akron (Nov. 18, 2015)
FT: 4, 4x, last vs. Mercer (Dec. 19, 2015)
FTA: 5, 4x, last vs. Mercer (Dec. 19, 2015)
Rebounds: 7 vs. Northwestern State (Dec. 1, 2015)
Assists: 5 vs. Charleston Southern (Nov. 20, 2015)
Steals: 3 vs. Tennessee (March 13, 2015)
Blocks: 2 vs. Georgia Tech (Nov. 26, 2015)
Minutes: 35 vs. Mercer (Dec. 19, 2015)

SEASON HIGHS >>

Points: 23 vs. Akron (Nov. 18, 2015)
FG: 8 vs. North Florida (Dec. 22, 2015)
FGA: 20 vs. Akron (Nov. 18, 2015)
3FG: 5, 3x, last vs. Evansville (Dec. 8, 2015)
3FGA: 13 vs. Akron (Nov. 18, 2015)
FT: 4, 3x, last vs. Mercer (Dec. 19, 2015)
FTA: 5, 2x, last vs. Mercer (Dec. 19, 2015)
Rebounds: 7 vs. Northwestern State (Dec. 1, 2015)
Assists: 5 vs. Charleston Southern (Nov. 20, 2015)
Steals: 2, 2x, last vs. Evansville (Dec. 8, 2015)
Blocks: 2 vs. Georgia Tech (Nov. 26, 2015)
Minutes: 35 vs. Mercer (Dec. 19, 2015)

SUPERLATIVE STATS >>

	Season	Career
Double Figure Points	11	37
20+ Points	4	8
Team Leader/Scoring	4	10
5+ Field Goals	11	24
Games W/ a Three-Pointer	11	72
2+ Three-Pointers	9	47
3+ Three-Pointers	5	29
4+ Three-Pointers	5	21
5+ Three-Pointers	3	9
Games W/ a Steal	3	30

#RAZORFACTS >>

- Is second in the SEC with 33 made three-pointers this season.
- Has 11 straight double-digit scoring efforts to start the year.
- Has three games with five made three-pointers this year.
- Is one of 42 players in the nation with five-plus made treys in three games this season.
- Named to the NIT Tip-Off All-Tournament Team after sinking 9-of-15 threes and scoring 31 point.
- Went 5-for-5 from long range against Stanford in a span of six minutes and 34 seconds, taking Arkansas from a two-point deficit to a 19-point lead.
- Is 170 points away from becoming the program's 39th player with 1,000 career points.
- One of four players in school history to lead the team in three-pointers made for three straight years.
- Has hit 181 three-pointers in 1,711 career minutes, an average of one every 9.45 minutes.
- His 181 career three-pointers is good for sixth in school history.

GAME-BY-GAME STATS >>

Opponent	Date	gs	min	Total		3-Pointers		Free throws		Rebounds				Other							
				fg-fga	pct	3fg-fga	pct	ft-fa	pct	off	def	tot	avg	pf	a	t/o	blk	stl	pts	avg	
SOUTHERN UNIVERSITY	11/13/15		27	6-12	.500	2-6	.333	0-0	.000	0	3	3	3.0	2	1	3	0	0	14	14.0	
AKRON	11/18/15		26	7-20	.350	5-13	.385	4-5	.800	1	0	1	2.0	2	2	2	0	1	23	18.5	
CHARLESTON SOUTHER	11/20/15	*	31	5-12	.417	2-7	.286	0-0	.000	1	0	1	1.7	1	5	0	1	0	12	16.3	
vs Georgia Tech	11/26/15	*	27	5-12	.417	4-8	.500	0-1	.000	0	0	0	1.3	1	0	1	2	0	14	15.8	
vs Stanford	11/27/15	*	19	6-11	.545	5-7	.714	0-0	.000	0	2	2	1.4	5	0	0	0	0	17	16.0	
NORTHWESTERN STATE	12/01/15	*	25	6-11	.545	1-5	.200	4-4	1.000	2	5	7	2.3	1	0	0	0	2	17	16.2	
at Wake Forest	12/04/15	*	33	6-16	.375	1-5	.200	0-0	.000	2	2	4	2.6	4	1	0	0	0	13	15.7	
EVANSVILLE	12/08/15	*	25	7-11	.636	5-6	.833	2-4	.500	0	0	0	2.3	3	1	1	0	2	21	16.4	
TENNESSEE TECH	12/12/15	*	27	7-13	.538	4-7	.571	3-4	.750	0	0	0	2.0	2	0	0	0	0	21	16.9	
MERCER	12/19/15	*	35	5-8	.625	2-3	.667	4-5	.800	0	3	3	2.1	4	4	1	0	0	16	16.8	
NORTH FLORIDA	12/22/15	*	28	8-17	.471	2-6	.333	2-2	1.000	4	1	5	2.4	1	3	1	0	0	20	17.1	
Totals			9	303	68-143	.476	33-73	.452	19-25	.760	10	16	26	2.4	26	17	9	3	5	188	17.1

Games played: 11
 Minutes/game: 27.5
 Points/game: 17.1
 FG Pct: 47.6
 3FG Pct: 45.2
 FT Pct: 76.0

Rebounds/game: 2.4
 Assists/game: 1.5
 Turnovers/game: 0.8
 Assist/turnover ratio: 1.9
 Steals/game: 0.5
 Blocks/game: 0.3

ARKANSAS CAREER STATS >>

Season	gp-gs	min/avg	Total		3-Point		F-Throws		Rebounds				Scoring							
			fg-fga	pct	fg-fga	pct	ft-fa	pct	off	def	tot	avg	pf	fo	ast	to	blk	stl	pts	avg
2012-13	29-0	268/9.2	43-131	.328	33-104	.317	9-11	.818	4	20	24	0.8	20	0	9	8	3	4	128	4.4
2013-14	32-14	515/16.1	84-222	.378	50-151	.331	12-15	.800	14	26	40	1.3	44	0	23	21	2	11	230	7.2
2014-15	36-16	660/18.3	95-257	.370	65-185	.351	29-41	.707	12	30	42	1.2	62	0	50	32	4	21	284	7.9
2015-16	11-9	303/27.5	68-143	.476	33-73	.452	19-25	.760	10	16	26	2.4	26	1	17	9	3	5	188	17.1
TOTAL	108-39	1746/16.2	290-753	.385	181-513	.353	69-92	.750	40	92	132	1.2	152	1	99	70	12	41	830	7.7



◀ MANUALE 21 WATKINS ▶

G | Jr. | 6-3 | 205

Fayetteville, Ark. | Fayetteville HS

@ManualeWatkins | #HandyManny

CAREER HIGHS >>

Points: 14, 2x, last at Wake Forest (Dec. 4, 2015)
FG: 6 at Wake Forest (Dec. 4, 2015)
FGA: 8, 2x, last vs. North Florida (Dec. 22, 2015)
3FG: --
3FGA: 2 vs. Iona (Nov. 30, 2014)
FT: 4 vs. Charleston Southern (Nov. 20, 2015)
FTA: 4, 5x, last vs. Evansville (Dec. 8, 2015)
Rebounds: 9 vs. Northwestern State (Dec. 1, 2015)
Assists: 5, 2x, last vs. Northwestern State (Dec. 1, 2015)
Steals: 5 vs. Wake Forest (Nov. 19, 2014)
Blocks: 1 vs. Charleston Southern (Nov. 20, 2015)
Minutes: 30 at Wake Forest (Dec. 4, 2015)

SEASON HIGHS >>

Points: 14, 2x, last at Wake Forest (Dec. 4, 2015)
FG: 6 at Wake Forest (Dec. 4, 2015)
FGA: 8, 2x, last vs. North Florida (Dec. 22, 2015)
3FG: --
3FGA: --
FT: 4 vs. Charleston Southern (Nov. 20, 2015)
FTA: 4, 3x, last vs. Evansville (Dec. 8, 2015)
Rebounds: 9 vs. Northwestern State (Dec. 1, 2015)
Assists: 5 vs. Northwestern State (Dec. 1, 2015)
Steals: 4 vs. Georgia Tech (Nov. 26, 2015)
Blocks: 1 vs. Charleston Southern (Nov. 20, 2015)
Minutes: 30 at Wake Forest (Dec. 4, 2015)

SUPERLATIVE STATS >>

	Season	Career
Double Figure Points	5	5
Games W/ a Offensive Rebound	6	18
Multiple Assists	9	120
5+ Assists	1	2
Games W/ a Steal	7	33
2+ Steals	5	13
3+ Steals	2	5

#RAZORFACTS >>

- Has five double-digit scoring games in his career, all coming in the last 10 games.
- Made his first collegiate start against North Florida and scored 11 points.
- Has consecutive double-digit scoring efforts two different times this season.
- Tied a career high with 14 points at Wake Forest.
- Went 6-for-7 from the field against the Demon Deacons.
- Pulled down a career-high nine rebounds against Northwestern State.
- Dished out a career-high five assists against Northwestern State.
- Grabbed a career-high six offensive rebounds against Northwestern State.
- Hit the game-winning shot with 6.4 seconds left at Ole Miss (Feb. 14) last season.

GAME-BY-GAME STATS >>

Opponent	Date	gs	min	Total		3-Pointers		Free throws		Rebounds					pts	avg				
				fg-fga	pct	3fg-fga	pct	ft-fa	pct	off	def	tot	avg	pf			a	t/o	blk	stl
SOUTHERN UNIVERSITY	11/13/15	18	1-6	.167	0-0	.000	1-4	.250	4	1	5	5.0	3	2	0	0	0	3	3.0	
AKRON	11/18/15	19	4-6	.667	0-0	.000	2-2	1.000	0	1	1	3.0	3	2	0	0	1	10	6.5	
CHARLESTON SOUTHER	11/20/15	21	5-6	.833	0-0	.000	4-4	1.000	0	3	3	3.0	3	2	1	1	2	14	9.0	
vs Georgia Tech	11/26/15	23	2-5	.400	0-0	.000	1-2	.500	1	0	1	2.5	1	3	2	0	4	5	8.0	
vs Stanford	11/27/15	25	2-6	.333	0-0	.000	0-0	.000	2	5	7	3.4	2	3	0	0	0	4	7.2	
NORTHWESTERN STATE	12/01/15	22	4-8	.500	0-0	.000	0-3	.000	3	6	9	4.3	1	5	0	0	0	8	7.3	
at Wake Forest	12/04/15	30	6-7	.857	0-0	.000	2-3	.667	1	3	4	4.3	1	3	0	0	2	14	8.3	
EVANSVILLE	12/08/15	26	4-5	.800	0-0	.000	2-4	.500	0	2	2	4.0	2	3	1	0	2	10	8.5	
TENNESSEE TECH	12/12/15	20	2-4	.500	0-0	.000	0-0	.000	0	1	1	3.7	0	3	2	0	1	4	8.0	
MERCER	12/19/15	16	0-1	.000	0-0	.000	0-0	.000	0	2	2	3.5	1	0	0	0	0	0	7.2	
NORTH FLORIDA	12/22/15	* 20	5-8	.625	0-0	.000	1-3	.333	3	4	7	3.8	2	1	1	0	3	11	7.5	
Totals		1	240	35-62	.565	0-0	.000	13-25	.520	14	28	42	3.8	19	27	7	1	15	83	7.5

Games played: 11
 Minutes/game: 21.8
 Points/game: 7.5
 FG Pct: 56.5
 FT Pct: 52.0

Rebounds/game: 3.8
 Assists/game: 2.5
 Turnovers/game: 0.6
 Assist/turnover ratio: 3.9
 Steals/game: 1.4
 Blocks/game: 0.1

ARKANSAS CAREER STATS >>

Season	gp-gs	min/avg	Total		3-Point		F-Throws		Rebounds					Scoring						
			fg-fga	pct	fg-fga	pct	ft-fa	pct	off	def	tot	avg	pf	fo	ast	to	blk	stl	pts	avg
2013-14	8-0	27/3.4	2-3	.667	0-0	.000	1-2	.500	1	3	4	0.5	2	0	1	2	0	3	5	0.6
2014-15	36-0	502/13.9	38-68	.559	0-7	.000	17-24	.708	17	56	73	2.0	54	0	39	28	0	37	93	2.6
2015-16	11-1	240/21.8	35-62	.565	0-0	.000	13-25	.520	14	28	42	3.8	19	0	27	7	1	15	83	7.5
TOTAL	55-1	769/14.0	75-133	.564	0-7	.000	31-51	.608	32	87	119	2.2	75	0	67	37	1	55	181	3.3

« JIMMY 24 WHITT »»



G | Fr. | 6-4 | 173

Columbia, Mo. | Hickman HS

@JimmyWhitt33 | #JimmyBuckets

CAREER HIGHS >>

Points: 14, 2x, last vs. Stanford (Nov. 27, 2015)
FG: 6, 2x, last vs. Stanford (Nov. 27, 2015)
FGA: 13 vs. Charleston Southern (Nov. 20, 2015)
3FG: --
3FGA: 1 vs. Evansville (Dec. 8, 2015)
FT: 4 vs. Akron (Nov. 18, 2015)
FTA: 6 vs. Akron (Nov. 18, 2015)
Rebounds: 5 vs. Charleston Southern (Nov. 20, 2015)
Assists: 4, 2x, last vs. Tennessee Tech (Dec. 12, 2015)
Steals: 2, 6x, last vs. Mercer (Dec. 19, 2015)
Blocks: 2 vs. Evansville (Dec. 8, 2015)
Minutes: 30 vs. Stanford (Nov. 27, 2015)

SEASON HIGHS >>

Points: Same
FG: Same
FGA: Same
3FG: Same
3FGA: Same
FT: Same
FTA: Same
Rebounds: Same
Assists: Same
Steals: Same
Blocks: Same
Minutes: Same

SUPERLATIVE STATS >>

	Season	Career
Double Figure Points	5	5
Games W/ a Offensive Rebound	3	3
Multiple Assists	7	7
5+ Assists	0	0
Games W/ a Steal	6	6
2+ Steals	6	6
3+ Steals	0	0

#RAZORFACTS >>

- Has five double-digit scoring efforts in his first 11 collegiate games.
- Recorded a career-high four assists against Northwestern State and Tennessee Tech.
- Blocked a career-high two shots against Evansville.
- Played a career-long 30 minutes against Stanford in the NIT Tip-Off.
- Scored a career-high tying 14 points against Stanford.
- Pulled down a career-high five rebounds against Charleston Southern.
- Scored 12 points in 26 minutes vs. Southern University in his debut as a Razorback.
- A consensus top-80 player in the class of 2015.
- Participated in USA Basketball Men's Junior National Team mini-camp as Jr.
- Ranked No. 11 at his position and No. 1 in the state of Missouri by ESPN.com.

GAME-BY-GAME STATS >>

Opponent	Date	gs	min	Total		3-Pointers		Free throws		Rebounds				Other			pts	avg			
				fg-fga	pct	3fg-fga	pct	ft-flt	pct	off	def	tot	avg	pf	a	t/o			blk	stl	
SOUTHERN UNIVERSITY	11/13/15	*	26	5-12	.417	0-0	.000	2-2	1.000	0	1	1	1.0	3	3	1	0	2	12	12.0	
AKRON	11/18/15	*	22	1-6	.167	0-0	.000	4-6	.667	1	1	2	1.5	4	3	2	1	0	6	9.0	
CHARLESTON SOUTHER	11/20/15	*	26	6-13	.462	0-0	.000	2-4	.500	1	4	5	2.7	1	1	1	0	2	14	10.7	
vs Georgia Tech	11/26/15	*	29	4-12	.333	0-0	.000	2-2	1.000	0	3	3	2.8	4	1	1	0	0	10	10.5	
vs Stanford	11/27/15	*	30	6-11	.545	0-0	.000	2-2	1.000	0	2	2	2.6	3	1	2	0	2	14	11.2	
NORTHWESTERN STATE	12/01/15	*	28	4-11	.364	0-0	.000	2-2	1.000	1	2	3	2.7	3	4	3	1	2	10	11.0	
at Wake Forest	12/04/15	*	15	2-6	.333	0-0	.000	2-2	1.000	0	1	1	2.4	2	0	0	0	0	6	10.3	
EVANSVILLE	12/08/15	*	26	3-5	.600	0-1	.000	1-1	1.000	0	1	1	2.3	3	2	2	2	2	7	9.9	
TENNESSEE TECH	12/12/15	*	26	2-7	.286	0-0	.000	2-2	1.000	0	3	3	2.3	3	4	1	0	0	6	9.4	
MERCER	12/19/15	*	27	1-6	.167	0-0	.000	0-0	.000	0	1	1	2.2	2	2	1	0	2	2	8.7	
NORTH FLORIDA	12/22/15		17	3-6	.500	0-0	.000	0-0	.000	1	1	2	2.2	2	3	0	0	0	6	8.5	
Totals			10	272	37-95	.389	0-1	.000	19-23	.826	4	20	24	2.2	30	24	14	4	12	93	8.5

Games played: 11
 Minutes/game: 24.7
 Points/game: 8.5
 FG Pct: 38.9
 3FG Pct: 0.0
 FT Pct: 82.6

Rebounds/game: 2.2
 Assists/game: 2.2
 Turnovers/game: 1.3
 Assist/turnover ratio: 1.7
 Steals/game: 1.1
 Blocks/game: 0.4

ARKANSAS CAREER STATS >>

Season	gp-gs	min/avg	Total		3-Point		F-Throws		Rebounds				Other			Scoring				
			fg-fga	pct	fg-fga	pct	ft-flt	pct	off	def	tot	avg	pf	fo	ast	to	blk	stl	pts	avg
2015-16	11-10	272/24.7	37-95	.389	0-1	.000	19-23	.826	4	20	24	2.2	30	0	24	14	4	12	93	8.5
TOTAL	11-10	272/24.7	37-95	.389	0-1	.000	19-23	.826	4	20	24	2.2	30	0	24	14	4	12	93	8.5

« ANTON 31 BEARD »»



G | So. | 6-0 | 195

Little Rock, Ark. | North Little Rock HS

@antonbeard31

CAREER HIGHS >>

Points: 14 at Ole Miss (Feb. 14, 2015)
FG: 5, 2x, last vs. North Florida (Dec. 22, 2015)
FGA: 9 vs. Mississippi State (Feb. 7, 2015)
3FG: 4 at Ole Miss (Feb. 14, 2015)
3FGA: 5, 3x, last vs. Mississippi State (Feb. 7, 2015)
FT: 6 at Mississippi State (Feb. 21, 2015)
FTA: 6 at Mississippi State (Feb. 21, 2015)
Rebounds: 7 vs. Delaware State (Nov. 21, 2015)
Assists: 5, 3x, last vs. Tennessee (March 13, 2015)
Steals: 5 vs. Milwaukee (Dec. 22, 2014)
Blocks: --
Minutes: 33 vs. Tennessee (March 13, 2015)

SEASON HIGHS >>

Points: 13 vs. North Florida (Dec. 22, 2015)
FG: 5 vs. North Florida (Dec. 22, 2015)
FGA: 8 vs. North Florida (Dec. 22, 2015)
3FG: 2, 2x, last vs. North Florida (Dec. 22, 2015)
3FGA: 3, 2x, last vs. North Florida (Dec. 22, 2015)
FT: 1 vs. North Florida (Dec. 22, 2015)
FTA: 2 vs. North Florida (Dec. 22, 2015)
Rebounds: 2 vs. Mercer (Dec. 19, 2015)
Assists: 3 vs. North Florida (Dec. 22, 2015)
Steals: 2 vs. Mercer (Dec. 19, 2015)
Blocks: --
Minutes: 18 vs. Mercer (Dec. 19, 2015)

SUPERLATIVE STATS >>

	Season	Career
Double Figure Points	1	9
Games W/ a Three-Pointer	2	21
2+ Three-Pointers	2	11
3+ Three-Pointers	--	2
3+ Assists	1	9
5+ Rebounds	--	2
Games W/ a Off. Rebound	--	21
2+ Off. Rebounds	--	6
Games W/ a Steal	2	23
2+ Steals	1	7

#RAZORFACTS >>

- Reinstated to the program on Nov. 16 following resolutions in the legal and the campus judicial processes.
- Joined team-related activities and practice on Nov. 16.
- Was suspended for the fall semester and the first nine games of the year.
- Scored six points in 18 minutes against Mercer in his return to action.
- Is 4-for-6 from behind the arc over the last two games.
- Scored a season-high 13 points against North Florida.
- Named to the SEC All-Freshman team last season after starting the final 16 games of the year.
- Scored 7.6 points per game and added 1.5 assists per game and 35 steals last year as a freshman.
- Was the top ranked prospect in the state of Arkansas for the class of 2014 by every recruiting outlet.
- Led North Little Rock High School to a 7A state championship as a senior.

GAME-BY-GAME STATS >>

Opponent	Date	gs	min	Total		3-Pointers		Free throws		Rebounds				Other						
				fg-fga	pct	3fg-fga	pct	ft-fga	pct	off	def	tot	avg	pf	a	to	blk	stl	pts	avg
MERCER	12/19/15	18	2-7	.286	2-3	.667	0-1	.000	0	2	2	2.0	0	0	0	0	2	6	6.0	
NORTH FLORIDA	12/22/15	17	5-8	.625	2-3	.667	1-2	.500	0	0	0	1.0	3	3	0	0	1	13	9.5	
Totals		0	35	7-15	.467	4-6	.667	1-3	.333	0	2	2	1.0	3	3	0	0	3	19	9.5

Games played: 2
 Minutes/game: 17.5
 Points/game: 9.5
 FG Pct: 46.7
 3FG Pct: 66.7
 FT Pct: 33.3

Rebounds/game: 1.0
 Assists/game: 1.5
 Assist/turnover ratio: 99.9
 Steals/game: 1.5

ARKANSAS CAREER STATS >>

Season	gp-gs	min/avg	Total		3-Point		F-Throws		Rebounds				Scoring							
			fg-fga	pct	fg-fga	pct	ft-fga	pct	off	def	tot	avg	pf	fo	ast	to	blk	stl	pts	avg
2014-15	35-16	662/18.9	66-172	.384	31-88	.352	35-55	.636	31	36	67	1.9	84	4	53	32	0	35	198	5.7
2015-16	2-0	35/17.5	7-15	.467	4-6	.667	1-3	.333	0	2	2	1.0	3	0	3	0	0	3	19	9.5
TOTAL	37-16	697/18.8	73-187	.390	35-94	.372	36-58	.621	31	38	69	1.9	87	4	56	32	0	38	217	5.9



« MOSES 33 KINGSLEY »»

F | Jr. | 6-10 | 230
 Abuja, Nigeria | Huntington Prep (W. Va.)

@KingMoses_ | #MoKnows

CAREER HIGHS >>

Points: 22, 2x, last vs. North Florida (Dec. 22, 2015)
FG: 11 vs. North Florida (Dec. 22, 2015)
FGA: 17 vs. North Florida (Dec. 22, 2015)
3FG: 1 vs. South Alabama (Dec. 21, 2013)
3FGA: 1, 2x, last vs. Auburn (Jan. 25, 2014)
FT: 7, 3x, last vs. Northwestern State (Dec. 1, 2015)
FTA: 11 vs. Southern University (Nov. 13, 2015)
Rebounds: 14 vs. Mercer (Dec. 19, 2015)
Assists: 3, 2x, last vs. Charleston Southern (Nov. 20, 2015)
Steals: 3 vs. Southern University (Nov. 13, 2015)
Blocks: 8 vs. Tennessee Tech (Dec. 12, 2015)
Minutes: 39 vs. Mercer (Dec. 19, 2015)

SEASON HIGHS >>

Points: 22, 2x, last vs. North Florida (Dec. 22, 2015)
FG: 11 vs. North Florida (Dec. 22, 2015)
FGA: 17 vs. North Florida (Dec. 22, 2015)
3FG: --
3FGA: --
FT: 7, 3x, last vs. Northwestern State (Dec. 1, 2015)
FTA: 11 vs. Southern University (Nov. 13, 2015)
Rebounds: 14 vs. Mercer (Dec. 19, 2015)
Assists: 3, 2x, last vs. Charleston Southern (Nov. 20, 2015)
Steals: 3 vs. Southern University (Nov. 13, 2015)
Blocks: 8 vs. Tennessee Tech (Dec. 12, 2015)
Minutes: 39 vs. Mercer (Dec. 19, 2015)

SUPERLATIVE STATS >>

	Season	Career
Double Figure Points	11	15
Double-Double	7	8
Team Leader/Rebounds	10	14
7+ Rebounds	10	16
10+ Rebounds	7	8
2+ Off. Rebounds	10	33
Games W/ a Block	11	57
2+ Blocks	7	34
3+ Blocks	4	17

#RAZORFACTS >>

- Has 11 consecutive double-digit scoring games and three 20-point efforts to start the year.
- After one double-double in two years, he has seven in 11 games to open the year.
- Is one of three players in the nation averaging 15 points, 10 rebounds and 2.5 blocks per game.
- Is the only power five conference player averaging 15 points, 10 rebounds and 2.5 blocks per game.
- One of 26 players in the country averaging a double-double, including one of 11 from a power five conference.
- Is one of two players in the country with multiple games of 20 points, 10 rebounds and five blocks.
- Ranks ninth in the country with seven double-doubles this season.
- Leads SEC with 31 blocks and is one of eight players in the nation with 5-plus blocks in three different games.
- Pulled down a career-best 14 rebounds against Mercer.
- Posted career-high eight blocks against Tennessee Tech.
- First Razorback in six years to open the season with consecutive double-doubles.
- First Arkansas player since 2008-09 to have consecutive 12-plus rebound games to start the year.
- With an 8-of-8 shooting performance against Southern, he became the ninth player in program history make at least 8 shots and remain perfect from the field.

GAME-BY-GAME STATS >>

Opponent	Date	gs	min	Total		3-Pointers		Free throws		Rebounds				pf	a	t/o	blk	stl	pts	avg	
				fg-fga	pct	3fg-fga	pct	ft-fa	pct	off	def	tot	avg								
SOUTHERN UNIVERSITY	11/13/15	*	24	8-8	1.000	0-0	.000	6-11	.545	6	6	12	12.0	5	1	2	5	3	22	22.0	
AKRON	11/18/15	*	33	5-12	.417	0-0	.000	7-9	.778	4	8	12	12.0	3	3	1	1	2	17	19.5	
CHARLESTON SOUTHER	11/20/15	*	24	4-7	.571	0-0	.000	7-9	.778	2	4	6	10.0	1	3	1	3	0	15	18.0	
vs Georgia Tech	11/26/15	*	23	5-8	.625	0-0	.000	3-6	.500	4	5	9	9.8	5	0	2	1	0	13	16.8	
vs Stanford	11/27/15	*	27	4-10	.400	0-0	.000	4-4	1.000	7	5	12	10.2	5	1	4	1	2	12	15.8	
NORTHWESTERN STATE	12/01/15	*	23	7-10	.700	0-0	.000	7-9	.778	4	6	10	10.2	1	1	0	1	0	21	16.7	
at Wake Forest	12/04/15	*	24	5-10	.500	0-0	.000	5-6	.833	4	3	7	9.7	4	0	2	2	1	15	16.4	
EVANSVILLE	12/08/15	*	25	4-10	.400	0-0	.000	4-5	.800	1	7	8	9.5	3	1	2	2	0	12	15.9	
TENNESSEE TECH	12/12/15	*	30	4-10	.400	0-0	.000	2-4	.500	3	10	13	9.9	1	0	1	8	1	10	15.2	
MERCER	12/19/15	*	39	8-16	.500	0-0	.000	2-3	.667	5	9	14	10.3	4	1	1	2	1	18	15.5	
NORTH FLORIDA	12/22/15	*	30	11-17	.647	0-0	.000	0-0	.000	4	6	10	10.3	2	2	1	5	0	22	16.1	
Totals			11	302	65-118	.551	0-0	.000	47-66	.712	44	69	113	10.3	34	13	17	31	10	177	16.1

Games played: 11
 Minutes/game: 27.5
 Points/game: 16.1
 FG Pct: 55.1
 FT Pct: 71.2

Rebounds/game: 10.3
 Assists/game: 1.2
 Turnovers/game: 1.5
 Assist/turnover ratio: 0.8
 Steals/game: 0.9
 Blocks/game: 2.8

ARKANSAS CAREER STATS >>

Season	gp-gs	min/avg	Total		3-Point		F-Throws		Rebounds				Scoring							
			fg-fga	pct	fg-fga	pct	ft-fa	pct	off	def	tot	avg	pf	fo	ast	to	blk	stl	pts	avg
2013-14	32-0	368/11.5	43-81	.531	1-2	.500	41-63	.651	39	63	102	3.2	41	0	7	14	49	14	128	4.0
2014-15	36-4	391/10.9	49-101	.485	0-0	.000	33-53	.623	45	45	90	2.5	56	0	11	23	38	15	131	3.6
2015-16	11-11	302/27.5	65-118	.551	0-0	.000	47-66	.712	44	69	113	10.3	34	3	13	17	31	10	177	16.1
TOTAL	79-15	1061/13.4	157-300	.523	1-2	.500	121-182	.665	128	177	305	3.9	131	3	31	54	118	39	436	5.5



« WILLY 50 KOUASSI »»

C | R-Sr. | 6-10 | 230

Abidjan, Ivory Coast | Central Park Christian | KSU

@WillyOfficial50

CAREER HIGHS >>

Points: 15, 2x, last at USC Upstate (Jan. 6, 2014)^
FG: 7 at USC Upstate (Jan. 6, 2014)^
FGA: 11 at USC Upstate (Jan. 6, 2014)^
3FG: --
3FGA: --
FT: 7 vs Chattanooga (Nov. 29, 2014)^
FTA: 12 vs Chattanooga (Nov. 29, 2014)^
Rebounds: 11 at USC Upstate (Jan. 6, 2014)^
Assists: 2 vs. FGCU (Jan. 25, 2014)^
Steals: 1, 1lx, last vs. Stanford (Nov. 27, 2015)
Blocks: 5 vs. Nicholls State (Nov. 25, 2011)*
Minutes: 30, 2x, last at North Florida (Jan. 29, 2015)^

^ - at Kennesaw State
 * - at Auburn

SEASON HIGHS >>

Points: 12 vs. Northwestern State (Dec. 1, 2015)
FG: 5 vs. Northwestern State (Dec. 1, 2015)
FGA: 6 vs. Northwestern State (Dec. 1, 2015)
3FG: --
3FGA: --
FT: 4 at Wake Forest (Dec. 4, 2015)
FTA: 4, 3x, last vs. Evansville (Dec. 8, 2015)
Rebounds: 9 vs. Northwestern State (Dec. 1, 2015)
Assists: 1 vs. Tennessee Tech (Dec. 12, 2015)
Steals: 1, 2x, last vs. Stanford (Nov. 27, 2015)
Blocks: 4 vs. Evansville (Dec. 8, 2015)
Minutes: 18 vs. Northwestern State (Dec. 1, 2015)

SUPERLATIVE STATS >>

	Season	Career
Double Figure Points	1	6
Double-Double	0	0
7+ Rebounds	2	15
10+ Rebounds	0	2
2+ Off. Rebounds	2	30
Games W/ a Block	8	53
2+ Blocks	4	29
3+ Blocks	1	12

#RAZORFACTS >>

- Recorded season-highs of points (12), rebounds (9) and minutes (18) against Northwestern State.
- Has gone 15-for-20 from the charity stripe in the last eight games.
- Has recorded a block in 53 of his 94 collegiate games.
- Tallied a season-high four blocks in 14 minutes against Evansville.
- Grabbed three rebounds in eight minutes vs. Southern University in his debut as a Razorback.
- Came to Arkansas after playing one year at Auburn and two at Kennesaw State.
- Played in 27 games with 25 starts last season at Kennesaw State.
- Led Kennesaw State with 36 blocks last year.

GAME-BY-GAME STATS >>

Opponent	Date	gs	min	Total		3-Pointers		Free throws		Rebounds				pf	a	t/o	blk	stl	pts	avg
				fg-fga	pct	3fg-fga	pct	ft-fa	pct	off	def	tot	avg							
SOUTHERN UNIVERSITY	11/13/15	8	0-0	.000	0-0	.000	1-2	.500	1	2	3	3.0	0	0	0	0	0	1	1.0	
AKRON	11/18/15	2	0-0	.000	0-0	.000	0-0	.000	0	0	0	1.5	0	0	0	0	0	0	0.5	
CHARLESTON SOUTHER	11/20/15	14	0-1	.000	0-0	.000	1-2	.500	0	2	2	1.7	4	0	0	1	1	1	0.7	
vs Georgia Tech	11/26/15	15	1-2	.500	0-0	.000	3-4	.750	0	2	2	1.8	1	0	0	2	0	5	1.8	
vs Stanford	11/27/15	8	0-0	.000	0-0	.000	0-0	.000	1	1	2	1.8	4	0	1	1	1	0	1.4	
NORTHWESTERN STATE	12/01/15	18	5-6	.833	0-0	.000	2-2	1.000	3	6	9	3.0	2	0	2	0	0	12	3.2	
at Wake Forest	12/04/15	13	1-3	.333	0-0	.000	4-4	1.000	1	0	1	2.7	2	0	0	2	0	6	3.6	
EVANSVILLE	12/08/15	14	2-2	1.000	0-0	.000	3-4	.750	1	2	3	2.8	2	0	1	4	0	7	4.0	
TENNESSEE TECH	12/12/15	17	1-1	1.000	0-0	.000	1-2	.500	2	5	7	3.2	3	1	0	2	0	3	3.9	
MERCER	12/19/15	6	0-0	.000	0-0	.000	1-2	.500	0	0	0	2.9	0	0	0	1	0	1	3.6	
NORTH FLORIDA	12/22/15	10	3-3	1.000	0-0	.000	1-2	.500	0	1	1	2.7	3	0	1	1	0	7	3.9	
Totals		0	125	13-18	.722	0-0	.000	17-24	.708	9	21	30	2.7	21	1	5	14	2	43	3.9

Games played: 11
 Minutes/game: 11.4
 Points/game: 3.9
 FG Pct: 72.2
 FT Pct: 70.8

Rebounds/game: 2.7
 Assists/game: 0.1
 Turnovers/game: 0.5
 Assist/turnover ratio: 0.2
 Steals/game: 0.2
 Blocks/game: 1.3

ARKANSAS CAREER STATS >>

Season	gp-gs	min/avg	Total		3-Point		F-Throws		Rebounds				Scoring							
			fg-fga	pct	fg-fga	pct	ft-fa	pct	off	def	tot	avg	pf	fo	ast	to	blk	stl	pts	avg
2015-16	11-0	125/11.4	13-18	.722	0-0	.000	17-24	.708	9	21	30	2.7	21	0	1	5	14	2	43	3.9
TOTAL	11-0	125/11.4	13-18	.722	0-0	.000	17-24	.708	9	21	30	2.7	21	0	1	5	14	2	43	3.9

« KEATON 55 MILES »



F | R-Sr. | 6-7 | 212

Dallas, Texas | Dallas Lincoln HS | West Virginia

@KeatonMiles

CAREER HIGHS >>

Points: 11, 2x, last vs. Northwestern State (Dec. 1, 2015)
FG: 5 vs. Northwestern State (Dec. 1, 2015)
FGA: 8 at Wake Forest (Dec. 4, 2015)
3FG: 2, vs. Oakland (Dec. 19, 2012)^
3FGA: 4, vs. Virginia Tech (Dec. 8, 2012)^
FT: 5, vs. VMI (Nov. 28, 2012)^
FTA: 5, 2x, last at Kansas State (Feb. 18, 2013)^
Rebounds: 9 vs. North Florida (Dec. 22, 2015)
Assists: 7, vs. Rutgers (Jan. 14, 2012)^
Steals: 5, vs. Oral Roberts (Nov. 11, 2011)^
Blocks: 2, 6x, last vs. Texas (Feb. 4, 2013)^
Minutes: 30, at Marshall (Dec. 5, 2012)^

^ - at West Virginia

SEASON HIGHS >>

Points: 11 vs. Northwestern State (Dec. 1, 2015)
FG: 5 vs. Northwestern State (Dec. 1, 2015)
FGA: 8 at Wake Forest (Dec. 4, 2015)
3FG: --
3FGA: 1, 2x, last at Wake Forest (Dec. 4, 2015)
FT: 3 vs. Stanford (Nov. 27, 2015)
FTA: 4, 2x, last vs. North Florida (Dec. 22, 2015)
Rebounds: 9 vs. North Florida (Dec. 22, 2015)
Assists: 2, 6x, last vs. North Florida (Dec. 22, 2015)
Steals: 2, 2x, last at Wake Forest (Dec. 4, 2015)
Blocks: 1, 5x, last vs. Mercer (Dec. 19, 2015)
Minutes: 29 vs. Stanford (Nov. 27, 2015)

SUPERLATIVE STATS >>

	Season	Career
Double Figure Points	1	3
5+ Rebounds	3	8
Games W/ a Off. Rebound	10	41
2+ Off. Rebounds	8	19
3+ Assists	0	7
Games W/ a Steal	5	22
Games W/ a Block	6	28
Games shooting .500+	2	25

#RAZORFACTS >>

- Pulled down a career-high nine rebounds against North Florida.
- Scored a career-high tying 11 points against Northwestern State.
- Has made nine consecutive starts and started 10 of 11 games this year.
- Made his first career start as a Razorback in the season opener.
- Recorded a career-high five field goals made against Northwestern State.
- Played a season-long 29 minutes against Stanford.
- Tied a career-high with five rebounds against Stanford.

GAME-BY-GAME STATS >>

Opponent	Date	gs	min	Total		3-Pointers		Free throws		Rebounds				Other							
				fg-fga	pct	3fg-fga	pct	ft-fa	pct	off	def	tot	avg	pf	a	t/o	blk	stl	pts	avg	
SOUTHERN UNIVERSITY	11/13/15	*	15	2-5	.400	0-0	.000	0-1	.000	2	2	4	4.0	4	1	1	1	0	4	4.0	
AKRON	11/18/15	*	16	0-1	.000	0-1	.000	0-1	.000	1	3	4	4.0	2	0	1	1	1	0	2.0	
CHARLESTON SOUTHER	11/20/15	*	10	2-5	.400	0-0	.000	1-3	.333	2	3	5	4.3	5	0	1	0	0	5	3.0	
vs Georgia Tech	11/26/15	*	19	2-5	.400	0-0	.000	0-0	.000	2	1	3	4.0	3	2	1	0	1	4	3.3	
vs Stanford	11/27/15	*	29	1-6	.167	0-0	.000	3-4	.750	3	2	5	4.2	3	1	1	1	0	5	3.6	
NORTHWESTERN STATE	12/01/15	*	25	5-7	.714	0-0	.000	1-2	.500	2	1	3	4.0	4	2	3	0	2	11	4.8	
at Wake Forest	12/04/15	*	26	3-8	.375	0-1	.000	1-2	.500	2	2	4	4.0	4	2	4	0	2	7	5.1	
EVANSVILLE	12/08/15	*	15	0-2	.000	0-0	.000	0-0	.000	0	1	1	3.6	2	2	1	0	1	0	4.5	
TENNESSEE TECH	12/12/15	*	8	1-3	.333	0-0	.000	2-3	.667	1	0	1	3.3	4	0	2	1	0	4	4.4	
MERCER	12/19/15	*	12	1-5	.200	0-0	.000	2-2	1.000	2	0	2	3.2	1	0	1	1	0	4	4.4	
NORTH FLORIDA	12/22/15	*	19	3-5	.600	0-0	.000	1-4	.250	2	7	9	3.7	1	2	4	0	0	7	4.6	
Totals			10	194	20-52	.385	0-2	.000	11-22	.500	19	22	41	3.7	33	12	20	5	7	51	4.6

Games played: 11
 Minutes/game: 17.6
 Points/game: 4.6
 FG Pct: 38.5
 3FG Pct: 0.0
 FT Pct: 50.0

Rebounds/game: 3.7
 Assists/game: 1.1
 Turnovers/game: 1.8
 Assist/turnover ratio: 0.6
 Steals/game: 0.6
 Blocks/game: 0.5

ARKANSAS CAREER STATS >>

Season	gp-gs	min/avg	Total		3-Point		F-Throws		Rebounds				Scoring							
			fg-fga	pct	fg-fga	pct	ft-fa	pct	off	def	tot	avg	pf	fo	ast	to	blk	stl	pts	avg
2014-15	16-0	48/3.0	3-9	.333	0-1	.000	0-2	.000	2	4	6	0.4	20	0	1	2	0	1	6	0.4
2015-16	11-10	194/17.6	20-52	.385	0-2	.000	11-22	.500	19	22	41	3.7	33	1	12	20	5	7	51	4.6
TOTAL	27-10	242/9.0	23-61	.377	0-3	.000	11-24	.458	21	26	47	1.7	53	1	13	22	5	8	57	2.1

ARKANSAS GAME-BY-GAME STATISTICS

Opponent	Date	Score	W	Total		3-Pointers		Free throws		Rebounds				pf	a	t/o	blk	stl	pts	avg
				fg-fga	pct	3fg-fga	pct	ft-fa	pct	off	def	tot	avg							
SOUTHERN UNIVERSITY	11/13/15	86-68	W	32-66	.485	8-15	.533	14-26	.538	17	26	43	43.0	24	21	14	6	10	86	86.0
AKRON	11/18/15	80-88	L	24-63	.381	6-20	.300	26-32	.813	16	20	36	39.5	23	17	8	4	7	80	83.0
CHARLESTON SOUTHER	11/20/15	93-75	W	32-59	.542	7-13	.538	22-30	.733	10	30	40	39.7	24	23	13	8	6	93	86.3
vs Georgia Tech	11/26/15	73-83	L	26-60	.433	6-14	.429	15-23	.652	9	17	26	36.2	23	14	12	5	6	73	83.0
vs Stanford	11/27/15	66-69	L	23-66	.348	6-17	.353	14-16	.875	19	23	42	37.4	25	15	14	3	7	66	79.6
NORTHWESTERN STATE	12/01/15	117-78	W	44-79	.557	6-15	.400	23-30	.767	15	30	45	38.7	17	24	10	2	13	117	85.8
at Wake Forest	12/04/15	85-88	L	32-69	.464	5-17	.294	16-19	.842	14	19	33	37.9	24	15	8	4	8	85	85.7
EVANSVILLE	12/08/15	89-76	W	28-52	.538	9-13	.692	24-30	.800	6	22	28	36.6	16	18	11	8	10	89	86.1
TENNESSEE TECH	12/12/15	83-57	W	31-62	.500	7-15	.467	14-21	.667	8	35	43	37.3	19	21	10	13	4	83	85.8
MERCER	12/19/15	66-69	Lot	24-63	.381	7-16	.438	11-15	.733	8	32	40	37.6	18	14	12	5	10	66	83.8
NORTH FLORIDA	12/22/15	97-72	W	42-79	.532	4-10	.400	9-16	.563	21	31	52	38.9	20	27	10	6	7	97	85.0
Arkansas		935		338-718	.471	71-165	.430	188-258	.729	143	285	428	38.9	233	209	122	64	88	935	85.0
Opponents		823		280-648	.432	90-243	.370	173-251	.689	118	264	382	34.7	231	160	168	46	49	823	74.8

Games played: 11
 Points/game: 85.0
 FG Pct: 47.1
 3FG Pct: 43.0
 FT Pct: 72.9

Rebounds/game: 38.9
 Assists/game: 19.0
 Turnovers/game: 11.1
 Assist/turnover ratio: 1.7
 Steals/game: 8.0
 Blocks/game: 5.8

OPPONENT GAME-BY-GAME STATISTICS

Opponent	Date	Score	W	Total		3-Pointers		Free throws		Rebounds				pf	a	t/o	blk	stl	pts	avg
				fg-fga	pct	3fg-fga	pct	ft-fa	pct	off	def	tot	avg							
SOUTHERN UNIVERSITY	11/13/15	86-68	W	22-53	.415	4-12	.333	20-28	.714	7	21	28	28.0	22	9	17	5	8	68	68.0
AKRON	11/18/15	80-88	L	29-57	.509	13-28	.464	17-25	.680	13	24	37	32.5	26	16	12	4	3	88	78.0
CHARLESTON SOUTHER	11/20/15	93-75	W	23-66	.348	12-31	.387	17-26	.654	16	17	33	32.7	25	15	13	1	5	75	77.0
vs Georgia Tech	11/26/15	73-83	L	28-60	.467	8-16	.500	19-27	.704	18	32	50	37.0	20	15	16	2	5	83	78.5
vs Stanford	11/27/15	66-69	L	23-49	.469	4-12	.333	19-32	.594	10	24	34	36.4	19	10	15	3	4	69	76.6
NORTHWESTERN STATE	12/01/15	117-78	W	29-62	.468	10-29	.345	10-16	.625	5	24	29	35.2	24	21	25	5	2	78	76.8
at Wake Forest	12/04/15	85-88	L	31-60	.517	9-22	.409	17-23	.739	13	23	36	35.3	20	18	15	6	1	88	78.4
EVANSVILLE	12/08/15	89-76	W	28-57	.491	3-17	.176	17-19	.895	8	20	28	34.4	23	17	14	6	7	76	78.1
TENNESSEE TECH	12/12/15	83-57	W	20-59	.339	7-24	.292	10-20	.500	9	25	34	34.3	19	13	12	4	3	57	75.8
MERCER	12/19/15	66-69	Lot	24-66	.364	10-25	.400	11-14	.786	11	34	45	35.4	17	12	15	6	6	69	75.1
NORTH FLORIDA	12/22/15	97-72	W	23-59	.390	10-27	.370	16-21	.762	8	20	28	34.7	16	14	14	4	5	72	74.8
Opponents		823		280-648	.432	90-243	.370	173-251	.689	118	264	382	34.7	231	160	168	46	49	823	74.8
Arkansas		935		338-718	.471	71-165	.430	188-258	.729	143	285	428	38.9	233	209	122	64	88	935	85.0

Games played: 11
 Points/game: 74.8
 FG Pct: 43.2
 3FG Pct: 37.0
 FT Pct: 68.9

Rebounds/game: 34.7
 Assists/game: 14.5
 Turnovers/game: 15.3
 Assist/turnover ratio: 1.0
 Steals/game: 4.5

POINTS-REBOUNDS-ASSISTS

Opponent	Date	Score		01 THOMPSON,T	03 HANNAHS,DU	04 DURHAM,JAB	05 BELL,ANTHL	21 WATKINS,MA	24 WHITT,JIMM	31 BEARD,ANTO
SOUTHERN UNIVERSITY	11/13/15	86-68	w	2-4-1	21-2-2	7-4-10	14-3-1	3-5-2	12-1-3	DNP
AKRON	11/18/15	80-88	L	4-7-2	16-0-1	4-5-4	23-1-2	10-1-2	6-2-3	DNP
CHARLESTON SOUTHERN	11/20/15	93-75	w	4-6-0	21-2-1	7-4-11	12-1-5	14-3-2	14-5-1	DNP
vs Georgia Tech	11/26/15	73-83	L	0-1-0	17-0-2	5-5-6	14-0-0	5-1-3	10-3-1	DNP
vs Stanford	11/27/15	66-69	L	DNP	12-4-2	2-2-7	17-2-0	4-7-3	14-2-1	DNP
NORTHWESTERN STATE	12/01/15	117-78	w	DNP	21-0-1	14-2-10	17-7-0	8-9-5	10-3-4	DNP
at Wake Forest	12/04/15	85-88	L	DNP	15-4-1	9-3-8	13-4-1	14-4-3	6-1-0	DNP
EVANSVILLE	12/08/15	89-76	w	0-0-1	23-1-1	9-9-7	21-0-1	10-2-3	7-1-2	DNP
TENNESSEE TECH	12/12/15	83-57	w	10-7-2	21-2-1	4-5-10	21-0-0	4-1-3	6-3-4	DNP
MERCER	12/19/15	66-69	L	4-3-2	10-5-0	5-5-5	16-3-4	0-2-0	2-1-2	6-2-0
NORTH FLORIDA	12/22/15	97-72	w	4-7-5	5-3-1	2-2-7	20-5-3	11-7-1	6-2-3	13-0-3

Opponent	Date	Score		33 KINGSLEY,M	50 KOUASSI,WI	55 MILES,KEAT
SOUTHERN UNIVERSITY	11/13/15	86-68	w	22-12-1	1-3-0	4-4-1
AKRON	11/18/15	80-88	L	17-12-3	0-0-0	0-4-0
CHARLESTON SOUTHERN	11/20/15	93-75	w	15-6-3	1-2-0	5-5-0
vs Georgia Tech	11/26/15	73-83	L	13-9-0	5-2-0	4-3-2
vs Stanford	11/27/15	66-69	L	12-12-1	0-2-0	5-5-1
NORTHWESTERN STATE	12/01/15	117-78	w	21-10-1	12-9-0	11-3-2
at Wake Forest	12/04/15	85-88	L	15-7-0	6-1-0	7-4-2
EVANSVILLE	12/08/15	89-76	w	12-8-1	7-3-0	0-1-2
TENNESSEE TECH	12/12/15	83-57	w	10-13-0	3-7-1	4-1-0
MERCER	12/19/15	66-69	L	18-14-1	1-0-0	4-2-0
NORTH FLORIDA	12/22/15	97-72	w	22-10-2	7-1-0	7-9-2

2015-16 ARKANSAS COMBINED STATISTICS

#	Player	gp-gs	min	avg	Total		3-Point		F-Throw		Rebounds				a	to	blk	stl	pts	avg				
					fg-fga	fg%	3fg-fga	3fg%	ft-fga	ft%	off	def	tot	avg							pf	dq		
05	Bell, Anthlon	11-9	303	27.5	68-143	.476	33-73	.452	19-25	.760	10	16	26	2.4	26	1	17	9	3	5	188	17.1		
03	Hannahs, Dusty	11-2	280	25.5	57-125	.456	28-60	.467	40-43	.930	3	20	23	2.1	26	0	13	16	0	6	182	16.5		
33	Kingsley, Moses	11-11	302	27.5	65-118	.551	0-0	.000	47-66	.712	44	69	113	10.3	34	3	13	17	31	10	177	16.1		
31	Beard, Anton	2-0	35	17.5	7-15	.467	4-6	.667	1-3	.333	0	2	2	1.0	3	0	3	0	0	3	19	9.5		
24	Whitt, Jimmy	11-10	272	24.7	37-95	.389	0-1	.000	19-23	.826	4	20	24	2.2	30	0	24	14	4	12	93	8.5		
21	Watkins, Manuale	11-1	240	21.8	35-62	.565	0-0	.000	13-25	.520	14	28	42	3.8	19	0	27	7	1	15	83	7.5		
04	Durham, Jabril	11-11	333	30.3	22-62	.355	5-22	.227	19-23	.826	5	41	46	4.2	23	0	85	23	1	24	68	6.2		
55	Miles, Keaton	11-10	194	17.6	20-52	.385	0-2	.000	11-22	.500	19	22	41	3.7	33	1	12	20	5	7	51	4.6		
50	Kouassi, Willy	11-0	125	11.4	13-18	.722	0-0	.000	17-24	.708	9	21	30	2.7	21	0	1	5	14	2	43	3.9		
01	Thompson, Trey	8-1	133	16.6	13-23	.565	0-0	.000	2-4	.500	5	30	35	4.4	18	0	13	8	5	4	28	3.5		
15	Jenkins, Lorenzo	1-0	7	7.0	1-4	.250	1-1	1.000	0-0	.000	0	2	2	2.0	0	0	1	0	0	0	3	3.0		
02	Mosiman, Jake	1-0	1	1.0	0-1	.000	0-0	.000	0-0	.000	0	0	0	0.0	0	0	0	0	0	0	0	0.0		
14	Simmons, Tristan	1-0	0	0.0	0-0	.000	0-0	.000	0-0	.000	0	0	0	0.0	0	0	0	0	0	0	0	0.0		
Team											30	14	44					3						
Total.....		11	2225		338-718	.471	71-165	.430	188-258	.729	143	285	428	38.9	233	5	209	122	64	88	935	85.0		
Opponents.....		11	2225		280-648	.432	90-243	.370	173-251	.689	118	264	382	34.7	231	3	160	168	46	49	823	74.8		

TEAM STATISTICS

	AR	OPP
SCORING	935	823
Points per game	85.0	74.8
Scoring margin	+10.2	-
FIELD GOALS-ATT	338-718	280-648
Field goal pct	.471	.432
3 POINT FG-ATT	71-165	90-243
3-point FG pct	.430	.370
3-pt FG made per game	6.5	8.2
FREE THROWS-ATT	188-258	173-251
Free throw pct	.729	.689
F-Throws made per game	17.1	15.7
REBOUNDS	428	382
Rebounds per game	38.9	34.7
Rebounding margin	+4.2	-
ASSISTS	209	160
Assists per game	19.0	14.5
TURNOVERS	122	168
Turnovers per game	11.1	15.3
Turnover margin	+4.2	-
Assist/turnover ratio	1.7	1.0
STEALS	88	49
Steals per game	8.0	4.5
BLOCKS	64	46
Blocks per game	5.8	4.2
ATTENDANCE	108616	14927
Home games-Avg/Game	8-13577	1-9488
Neutral site-Avg/Game	-	2-2720

Date	Opponent		Score	Att.
11/13/15	SOUTHERN UNIVERSITY	W	86-68	14158
11/18/15	AKRON	L	80-88	14041
11/20/15	CHARLESTON SOUTHERN	W	93-75	14203
11/26/15	vs Georgia Tech	L	73-83	1283
11/27/15	vs Stanford	L	66-69	4156
12/01/15	NORTHWESTERN STATE	W	117-78	13984
12/04/15	at Wake Forest	L	85-88	9488
12/08/15	EVANSVILLE	W	89-76	13980
12/12/15	TENNESSEE TECH	W	83-57	14336
% 12/19/15	MERCER	Lot	66-69	9120
12/22/15	NORTH FLORIDA	W	97-72	14794

% = North Little Rock, Ark. (Verizon Arena)
 * = Conference game

Score by Periods	1st	2nd	OT	Totals
Arkansas	440	483	12	935
Opponents	365	443	15	823