



ARKANSAS RAZORBACKS

GAME
NOTES

1 National Championship • 6 Final Four Appearances • 10 Sweet 16 Appearances • 31 NCAA Tournament bids

2015-16 SCHEDULE

Overall: 10-10 | SEC: 4-4 | H: 9-3 | A: 1-5 | N: 0-2

NOVEMBER (2-3)

13	Southern University	SEC Network+	W, 86-68
18	Akron	SEC Network+	L, 88-80
20	Charleston Southern	SEC Network+	W, 93-75
26	vs. Georgia Tech!	ESPNU	L, 83-73
27	vs. Stanford!	ESPNU	L, 69-66

DECEMBER (4-3)

1	Northwestern State	SEC Network +	W, 117-78
4	at Wake Forest	ESPN3	L, 88-85
8	Evansville	SEC Network	W, 89-76
12	Tennessee Tech	SEC Network	W, 83-57
19	vs. Mercer%		L, 69-66 (OT)
22	North Florida	SEC Network+	W, 97-72
30	at Dayton	CBS Sports Net.	L, 85-81 (OT)

JANUARY (4-4)

2	at #20 Texas A&M*	SEC Network	L, 92-69
5	Vanderbilt*	SEC Network	W, 90-85 (OT)
9	Mississippi State*	SEC Network	W, 82-68
12	at Missouri*	SEC Network	W, 94-61
16	at LSU*	SEC Network	L, 76-74
21	#23 Kentucky*	ESPN	L, 80-66
23	at Georgia	SEC Network	L, 76-73 (OT)
27	#5 Texas A&M*	ESPNU	W, 74-71
30	Texas Tech^	ESPNU	3 p.m.

FEBRUARY

3	at Florida*	SEC Network	6 p.m.
6	Tennessee*	SEC Network	7 p.m.
9	at Mississippi State*	SEC Network	8 p.m.
13	at Ole Miss*	ESPNU	1 p.m.
17	Auburn*	SEC Network	6 p.m.
20	Missouri*	SEC Network	6:30 p.m.
23	LSU*	ESPN/U/SECN	6 p.m.
27	at Tennessee*	SEC Network	6:30 p.m.

MARCH

2	at Alabama*	SEC Network	8 p.m.
5	South Carolina*	SEC Network	4 p.m.
9-13	at SEC Tournament	Nashville, Tenn.	

All times Central and subject to change
! NIT Season Tipoff (Brooklyn, N.Y.)
% at Verizon Arena (North Little Rock, Ark.)
^ Big12/SEC Challenge
* SEC Game

HOGS IN THE RANKINGS

Category	SEC	NCAA
• 3-Point Field Goal %	1st	4th
• Assist/Turnover Ratio	1st	16th
• Turnover Margin	1st	16th
• Scoring Offense	1st	22nd
• Assists Per Game	2nd	13th

THE MATCHUP IN THE #BIG12SEC CHALLENGE

ARKANSAS RAZORBACKS (10-10, 4-4 SEC)

Head Coach: Mike Anderson (Tulsa '82)
Record at Arkansas: 96-58 (5th Season)
Overall Record: 296-156 (14th Season)



VS



TEXAS TECH (12-7, 2-6 BIG 12)

Head Coach: Tubby Smith (High Point '73)
Record at TTU: 39-44 (3rd Season)
Overall Record: 550-270 (25th Season)

THE #FASTEST40 FACTS

• Entering the third annual #BIG12SEC Challenge, Arkansas is 0-1 all-time in the event, falling to Iowa State last season in a battle of top 20 teams.

• Arkansas has the third-most home wins in the country during the Mike Anderson era, posting a record of 76-10 in Bud Walton Arena over the last four-plus seasons.

• The Razorbacks are the only team in the nation with three players averaging at least 16 points per game with Hannahs (16.7), Bell (16.6) and Kingsley (16.5).

• Arkansas is one of three Power Five Conference schools in the country with 50-plus made treys by two players. Anthlon Bell (61) and Dusty Hannahs (52) are joined by Syracuse and Michigan State. #SplashZone

• The Razorbacks have won 30 of their last 31 non-conference games in BWA, including a 45-1 mark under Anderson against unranked non-SEC teams.

• Jabril Durham has five-plus assists in 18 straight games, the longest such streak by an Arkansas player since joining the SEC in 1991-92.

• #JaBrilliant is the only player in the country with five-plus assists in 18 straight games this season.

• The Razorbacks are No. 4 in the country in three-point field goal percentage at .431, sitting only behind Oklahoma, Saint Mary's and Indiana.

• Arkansas is 7-3 all-time against AP top five teams in BWA, including back-to-back wins against No. 5 Texas A&M Wednesday night and No. 2 Florida in 2013.

GAMEDAY INFORMATION

DATE: Saturday, Jan. 30, 2016 | 3 p.m. CT

LOCATION: Bud Walton Arena (Fayetteville, Ark.)

TV: ESPNU | WatchESPN

TALENT: Mike Morgan (PXP), Barry Booker (Analyst)

RADIO: Razorback/IMG Sports Network

TALENT: Chuck Barrett (PXP), Scotty Thurman (Analyst)

STATS: ArkansasRazorbacks.com / StatBroadcast

SOCIAL: @RazorbackMBB | #Fastest40 | #WeHogs

SERIES RECORD: Texas Tech Leads 39-38

UP NEXT: at Florida - Wednesday, Feb. 3 at 6 p.m. CT

#BEASTMO

• Moses Kingsley is one of eight Power Five Conference players in the country with 10 double-doubles this season.

• The Abuja, Nigera, native is one of two players in the nation with multiple games of 20 points, 10 rebounds and five blocks. (Pascal Siakam - New Mexico State)

• Kingsley is one of six Power Five Conference players in the country averaging 16 points per game nine rebounds per contest.



ARKANSAS PROJECTED STARTING LINEUP

POINTS

BOARDS

DIMES

STEALS

POINTS

BOARDS

DIMES

STEALS

POINTS

BOARDS

DIMES

STEALS

POINTS

BOARDS

DIMES

STEALS

POINTS

BOARDS

DIMES

STEALS

POINTS

BOARDS

DIMES

STEALS

POINTS

BOARDS

DIMES

STEALS

POINTS

BOARDS

DIMES

STEALS

POINTS

BOARDS

DIMES

STEALS

POINTS

BOARDS

DIMES

STEALS

POINTS

BOARDS

DIMES

STEALS

POINTS

BOARDS

DIMES

STEALS

POINTS

BOARDS

DIMES

STEALS

POINTS

BOARDS

DIMES

STEALS

POINTS

BOARDS

DIMES

STEALS

POINTS

BOARDS

DIMES

STEALS

POINTS

BOARDS

DIMES

STEALS

POINTS

BOARDS

DIMES

STEALS

POINTS

BOARDS

DIMES

STEALS

POINTS

BOARDS

DIMES

STEALS

JABRIL DURHAM

#4 | SR | G | 6-1 | 185

🐼@Humble_Hog4 | #JaBrilliant

ANTHLON BELL

#5 | SR | G | 6-3 | 185

🐼@_Anthill | #NylonBell

DUSTY HANNAHS

#3 | R-JR | G | 6-3 | 203

🐼@D_Hannahs | #SplashZone

MOSES KINGSLEY

#33 | JR | F | 6-10 | 230




🐼@KingMoses_ | #BeastMo

MANNY WATKINS

#21 | JR | F | 6-3 | 205

🐼@manualewatkins | #HandyManny

#FASTEST40



QUICK FACTS

About Arkansas

Location.....	Fayetteville, Ark.
Enrollment.....	26,300
Founded.....	1871
Colors.....	Cardinal (PMS 201) and White
Nickname.....	Razorbacks
Conference.....	Southeastern (SEC)
Arena (Capacity).....	Bud Walton Arena (19,200)

Administration

Chancellor.....	Dr. Joseph E. Steinmetz
System President.....	Dr. Donald R. Bobbitt
Athletic Director.....	Jeff Long
Faculty Representative.....	Dr. Sharon Hunt

Communications

Associate Communications Director.....	David Beall
Email.....	jdb048@uark.edu
Office Phone.....	479-575-3114
Cell Phone.....	479-445-5336
Twitter.....	@Beall_sid
Secondary Contact.....	Bryan Fyalkowski
Email.....	bffyalko@uark.edu
Office Fax.....	479-575-7481
Athletic Website.....	ArkansasRazorbacks.com
Bud Walton Arena Press Row.....	479-575-6622
Arkansas Ticket Office.....	479-575-5151

Team Capsule

2014-15 Overall Record.....	27-9
2014-15 SEC Record (Finish).....	13-5 (2nd)
Postseason.....	NCAA, Third Round
Home Record.....	17-2
Road Record.....	7-5
Neutral.....	3-2
Longest 2014-15 Winning Streak.....	7
Last 5 Games.....	3-2
Letterwinners Returning/Lost.....	7/6
Starters Returning/Lost.....	1/4

History

First Year.....	1923-24
All-Time Record (Years).....	1,615-911 (93rd)
Overall Conference Championships.....	24
(2 SEC, 22 Southwest Conference)	
SEC Record (Years).....	208-190 (25th)
SEC Overall Championships.....	2 (1992, 1994)
SEC Division Championships.....	4
(1992, 1993, 1994, 1995)	
SEC Tournament Record (App.).....	22-23 (24)
SEC Tournament Championships.....	1 (2000)
NCAA Tournament Bids.....	31*
NCAA Tournament Record (App.).....	41-30 (30)
National Championships.....	1 (1994)
National Runner-Up.....	1 (1995)
NCAA Final Fours.....	6 (1941, 1945, 1978, 1990, 1994, 1995)
NCAA Elite Eight.....	6 (1978, 1979, 1990, 1994, 1995)
NCAA Sweet Sixteen.....	10
(1978, 1979, 1981, 1983, 1990, 1991, 1993, 1994, 1995, 1996)	
NIT Record (App.).....	5-4 (3)

* - Arkansas also received a bid in 1944 but was unable to participate due to a car accident. Total number of appearances is 30.

STARTING FIVE >>

#4 || Jabril Durham (G)

- Leads the SEC and ranks No. 5 in the country with 7.2 assists per game.
- Has five-plus assists in 18 straight games, the longest streak by an Arkansas player since joining the SEC.
- Is the only player in the nation with 18 straight games of five-plus assists.
- Is the only player in the country to record two games of 10-plus points and assists and five-plus steals.
- One of six players in the country with five double-digit assist performances this year.

#5 || Anthlon Bell (G)

- Named the SEC Player of the Week on Jan. 11 after averaging 25.5 points per game and making 11 treys.
- Is 26 points away from becoming the program's 39th player with 1,000 career points.
- At LSU he became the sixth player in program history to make 200 career three-pointers.
- Is second in the SEC with 61 made three-pointers this season.
- Has made 28 of his last 58 three-pointers (.482) over the last nine games.
- Hit the go-ahead three-pointer with 2.0 seconds left against Vanderbilt (Jan. 5).
- Hit the game-tying three-pointer at Dayton with 1.4 seconds left to force OT (Dec. 30).

#3 || Dusty Hannahs (G)

- Has scored 20-plus points in four of the last six games and a team-best nine times this year.
- Started the last seven contests after coming off the bench the previous 11 games.
- Is 22-for-43 (.511) from behind the arc over the last six games.
- Scored a career-high 26 points against Mississippi State (Jan. 9) on a career-best eight three-pointers.
- Is one of three players in school history to make eight three-pointers in an SEC game.
- Has led Arkansas in scoring 10 times, with six of those coming off the bench.
- Ranks No. 5 in the SEC in three-pointers made (.51) and No. 3 in three-point field goal percentage (.464).

#33 || Moses Kingsley (F)

- Has 20 consecutive double-digit scoring games and six 20-point efforts to start the year.
- Is one of eight power five conference players with 10 double-doubles on the year.
- Has scored 20-plus points in four of the last 10 games.
- Is the first player in school history with two 8-for-8 shooting performances in a career (Southern & Missouri).
- After one double-double in two seasons, he has 10 in 20 games to open the year.
- First Razorback in 30 years with eight double-doubles through the first 12 games.
- Is one of two players in the country with multiple games of 20 points, 10 rebounds and five blocks.

#21 || Manuale Watkins (F)

- Made his fourth career start and scored six points in upset win over No. 5 Texas A&M (Jan. 27).
- Has six double-digit scoring games in his career, all coming this season.
- Made his first collegiate start against North Florida (Dec. 22) and scored 11 points.
- Has consecutive double-digit scoring efforts two different times this season.

OFF THE PINE >>

#1 || Trey Thompson (F)

- Posted first career double-digit scoring effort against Tennessee Tech (Dec. 12).
- Went 3-for-3 from the field and scored seven points in upset win over No. 5 Texas A&M (Jan. 27)
- Played a career-long 26 minutes against Tennessee Tech (Dec. 12).
- Missed the Stanford, Northwestern State and Wake Forest games with ankle injury suffered in Ga. Tech game.

#55 || Keaton Miles (F)

- Has started 18 of 20 games this year.
- Tallied a career-high four blocks in only nine minutes in upset win over No. 5 Texas A&M (Jan. 27).
- Played a season-long 37 minutes at Georgia (Jan. 23).

#24 || Jimmy Whitt (G)

- Had a career-high 15 points against Mizzou (Jan. 12) in his return to Columbia.
- Has six double-digit scoring efforts in his first 20 collegiate games.
- Recorded a career-high four assists against Northwestern State and Tennessee Tech.
- Made his first collegiate three-pointer in his SEC debut at Texas A&M (Jan. 2).

#31 || Anton Beard (G)

- Reinstated to the program on Nov. 16 following resolutions in the legal and the campus judicial processes.
- Joined team-related activities and practice on Nov. 16.
- Was suspended for the fall semester and the first nine games of the year.
- Scored a career-high 18 points at Georgia (Jan. 23).
- Has five double-digit scoring efforts in 11 games this season.
- Is 13-for-33 (.394) from behind the arc over the last 11 games.

#50 || Willy Kouassi (C)

- Recorded season-highs of points (12), rebounds (9) and minutes (18) against Northwestern State (Dec. 1).
- Has recorded a block in 54 of his 102 collegiate games.
- Tallied a season-high four blocks in 14 minutes against Evansville (Dec. 8).

2015-16 TRENDS

Record Breakdown

At Home (Bud Walton Arena)	9-2
At Home (Verizon Arena)	0-1
On The Road	1-5
Neutral	0-2
White Uniforms	9-3
Cardinal Uniforms	1-6
Anthracite Uniforms	1-0

Halftime/Leads/Overtime

Leading at the half, home	9-0
Leading at the half, road/neutral	1-2
Tied at the half, home	0-0
Tied at the half, road/neutral	0-0
Trailing at the half, home	0-3
Trailing at the half, road/neutral	0-5
Games decided by 5 points or fewer	2-6
Games decided by 6-10 points	0-2
Leading with 5:00 left	9-3
Leading with 2:00 left	9-3
Overtime games	1-3

Offense

Scoring less than 70 points	0-4
Scoring 70-79 points	1-3
Scoring 80-89 points	4-3
Scoring 90-99 points	4-0
Scoring 100+ points	1-0
2 Players Or less in Double Figures	0-0
3 Players in Double Figures	1-4
4 Players in Double Figures	6-6
5 Players in Double Figures	2-0
6 Players in Double Figures	0-0
7 Players in Double Figures	1-0
1 Player Scores 20 Points	1-3
2 Players Score 20 Points	7-0
When shooting 50 percent or higher	7-0
When shooting less than 50 percent	3-10

Rebounding/Turnovers

When outrebounding opponent	7-3
When outrebounded	2-7
When rebounds are even	1-0
When grabbing 10+ offensive reb	5-7
When forcing 15+ turnovers	4-4
When committing less than 15 turnovers	9-8
When committing 15+ turnovers	1-2

Top Scorers (Includes Ties)

Moses Kingsley	4-3
Anthlon Bell	3-4
Dusty Hannahs	6-4
--	0-0

Top Rebounders (Includes Ties)

Moses Kingsley	9-10
Trey Thompson	1-0
Jabril Durham	1-0
--	0-0

Days Of The Week

Monday	0-0
Tuesday	5-0
Wednesday	1-2
Thursday	0-2
Friday	2-2
Saturday	2-4
Sunday	0-0

Months

In November	2-3
In December	4-3
In January	4-4
In February	0-0
In March	0-0

WELCOME TO THE #SPLASHZONE >>

• Anthlon Bell and Dusty Hannahs have combined to hit 113 three-pointers, making them the No. 1 three-point shooting tandem in the SEC. Auburn's Kareem Canty and Bryce Brown are second with 107 treys.

• The Razorbacks have the top two three-point field goal percentages in school history for a single game this season, shooting 9-for-13 (.692) against Evansville on Dec. 8 and 16-for-24 (.667) against Mississippi State on Jan. 9.

• The Razorbacks have made at least four three-pointers in 62 of the last 68 games dating back to the 2013-14 season, including 19 of 20 games this season.

• Against Mississippi State (Jan. 9), Arkansas' 16-for-24 performance made it the third team in the country to make 16-plus threes and shoot at least 66.7 percent while doing so.

• Arkansas has made at least one three-pointer in 894 consecutive games dating back to a 0-for-2 performance against Texas on Jan. 7, 1989.

RING THE BELL >>

• Anthlon Bell picked up his first SEC Player of the Week honor on Jan. 11 after averaging 25.5 points per game in wins over Vanderbilt and Mississippi State. The senior knocked down 11-of-17 three-point attempts and currently leads the SEC with 17 treys in conference play.

HELP YOURSELF >>

• Jabril Durham is one of six players in the country with five double-digit assist games this season. He has five of the 12 double-digit assist performances in the SEC this year and ranks No. 5 in the nation with 7.2 assists per game. Durham is the only player in the country with multiple games of 10 points, 10 assists and five steals.

#BEASTMO FOR REAL >>

• Moses Kingsley is the first Razorback in 20 years to record a game of 20 points, 10 rebounds and five blocks, and the junior has accomplished the feat twice this season. He is one of two players in the country to reach the stat line multiple times this year.

CONNECTIONS >>

• Texas Tech Forward Aaron Ross is from North Little Rock, Arkansas.
• Dusty Hannahs transferred from Texas Tech after averaging 7.3 points per game in two seasons.

NO BLOCKS PLEASE >>

• Kingsley is on pace to record 85 blocks this year, which would rank sixth all-time in program history for blocks in a single season and the most since Delvin Johnson's 91 blocks in 2010-11. Oliver Miller's 112 blocks in 1991 is the school's all-time mark. Kingsley currently leads the SEC and ranks No. 12 in the nation with 53 blocks, recording two-plus blocks in 13 contests.

PORTIS IMPRESSION >>

• Through the first 20 games of the season, Moses Kingsley is putting up nearly identical numbers to SEC Player of the Year and 2015 NBA First Rounder Bobby Portis. #BeastMo has 10 double-doubles compared to seven for Portis.

Player	PPG	RPG	Blocks	Assists	Steals	FG%	Minutes
Bobby Portis (14-15)	17.5	8.5	24	19	19	.561	589
Moses Kingsley (15-16)	16.5	9.4	53	25	22	.550	589

#NYLONBELL >>

• After leading Arkansas in three-point shooting each of the last three years, senior Anthlon Bell is attempting to join Pat Bradley (1995-99) as the only players in program history to lead Arkansas in three-pointers made for four consecutive seasons.

#PROHOGS >>

• Arkansas has had 27 former players go on to play in the NBA, including four this season as listed below.

Player	Team	Years	Draft	Notables
Joe Johnson	Nets	16th	2001 - 10th (BOS)	7X All-Star Earned \$173 million
Sonny Weems	Suns	4th	2008 - 39th (CHI)	Back in NBA for first time since 2010-11
Patrick Beverley	Rockets	4th	2009 - 42nd (LAL)	Averaging 8.9 points per game
Bobby Portis	Bulls	1st	2015 - 22nd (CHI)	Averaging 6.7 points per game

BRAND NEW HOG >>

Dusty Hannahs is one of five players in the last 28 years to score 20-plus points in his debut as a Razorback when he dropped 21 on Southern. He also joined an elite group of four players to make five or more three-pointers in their first Arkansas game in the same time span.



RIGHT ON PACE >>

• Jabril Durham is on pace to record 229 assists this season and set the school record, which is currently held by Kareem Reid with 219 helpers in 1995-96.

• Anthlon Bell is on pace to knock down 98 three-pointers and finish four treys shy of Scotty Thurman's single season record of 102 treys in 1994-95. Bell's career total is on pace to be fourth-best in program history.

• Head coach Mike Anderson is four wins away from his 100th win at Arkansas and his 300th win overall. He would become the seventh coach in program history to reach 100 wins at the helm of the Razorbacks.

RECORD WATCH IN 2015-16 >>

• Anthlon Bell is 26 points away from becoming the 39th player in program history to score 1,000 career points.

• Bell has 209 career three-point field goals, which ranks sixth all-time in school history. Next up on the list is current staff member Lee Mayberry with 218 made treys.

• Moses Kingsley used a career-high eight blocks against Tennessee Tech to pass Bobby Portis and break into the top 10 of career blocks in school history. He is now fifth all-time with 140 career blocks and leads the SEC this season with 53 blocks.

PERFECTION IN THE PALACE >>

• The Razorbacks are 7-3 all-time against Associated Press top five teams in Bud Walton Arena, including consecutive wins against No. 5 Texas A&M Wednesday night and No. 2 Florida in 2013.

• During the Mike Anderson era, Arkansas has posted a record of 75-10 inside Bud Walton Arena, marking the third-most home wins in the country during this span behind Kentucky and Ohio State.

• Arkansas has won 30 of its last 31 non-conference games in BWA, including an astounding 45-1 mark under Anderson against unranked non-SEC teams.

SEC STANDINGS

SEC	W-L	GB	PCT	W-L	PCT	STRK
#5 Texas A&M	7-1	--	.875	17-3	.850	L1
LSU	6-2	1	.750	13-7	.650	W2
#20 Kentucky	6-2	1	.750	16-4	.800	W3
South Carolina	5-2	1.5	.714	18-2	.900	W1
Florida	5-3	2	.625	13-7	.650	L1
Arkansas	4-4	3	.500	10-10	.500	W1
Georgia	4-4	3	.500	11-7	.611	L1
Vanderbilt	4-4	3	.500	12-8	.600	W1
Ole Miss	3-5	4	.375	13-7	.650	W1
Tennessee	3-5	4	.375	10-10	.500	L1
Auburn	3-5	4	.375	9-10	.474	L2
Alabama	2-5	4.5	.286	11-8	.579	W1
Mississippi State	1-6	5.5	.143	8-11	.421	L1
Missouri	1-6	5.5	.143	8-12	.400	L5

IN THE POLLS

Associated Press Poll - (Jan. 25)

RK	TEAM	RECORD	POINTS
1	Oklahoma (36)	16-2	1,592
2	North Carolina (29)	18-2	1,586
3	Iowa	16-3	1,473
4	Kansas	16-3	1,369
5	Texas A&M	17-2	1,332
6	Villanova	17-3	1,261
7	Xavier	17-2	1,186
8	Maryland	17-3	1,111
9	West Virginia	16-3	1,105
10	Providence	17-3	1,005
11	Virginia	15-4	903
12	Michigan State	17-4	869
13	SMU	18-1	838
14	Iowa State	15-4	792
15	Miami (FL)	15-3	753
16	Louisville	16-3	719
17	Baylor	15-4	594
18	Arizona	16-4	502
19	Indiana	17-3	466
20	Kentucky	15-4	403
21	Purdue	17-4	328
22	Wichita St	14-5	151
23	Oregon	16-4	149
24	Duke	15-5	145
25	Notre Dame	14-5	136

Others receiving votes: Dayton 77, South Carolina 74, Saint Mary's 42, Pittsburgh 38, USC 27, Butler 26, Clemson 18, VCU 17, Valparaiso 9, Hawaii 9, Connecticut 5, Utah 5, UAB 4, Chattanooga 2, Michigan 1, Colorado 1, Grand Canyon 1, Navy 1

USA Today Coaches Poll - (Jan. 25)

RK	TEAM	RECORD	POINTS
1	North Carolina (23)	18-2	791
2	Oklahoma (9)	16-2	766
3	Kansas	16-3	680
4	Iowa	16-3	677
5	Texas A&M	17-2	650
6	Villanova	17-3	591
7	Maryland	17-3	581
8	Xavier	17-2	580
9	West Virginia	16-3	503
10	Providence	17-3	452
11	Michigan State	17-4	445
12	Virginia	15-4	430
13	Miami (FL)	15-3	412
14	Louisville	16-3	384
15	Arizona	16-4	341
16	Iowa State	15-4	312
17	Indiana	17-3	290
18	Baylor	15-4	281
19	Kentucky	15-4	242
20	Duke	15-5	183
21	Purdue	17-4	150
22	South Carolina	17-2	137
23	Pittsburgh	16-3	118
24	Oregon	16-4	90
25	Wichita St	14-5	60

Others receiving votes: Dayton 49, Saint Mary's 31, Clemson 30, Notre Dame 20, Gonzaga 17, Butler 15, USC 14, Connecticut 11, California 10, Michigan 10, Washington 7, LSU 6, VCU 6, Valparaiso 6, Arkansas-Little Rock 5, UAB 4, Utah 4, Texas 3, Monmouth 3, Saint Joseph's 2, Oregon State 1

MISCELLANEOUS STATISTICS

Double-Figure Scoring Games

Player	12-13	13-14	14-15	15-16	Career
Anthlon Bell	5	8	13	18	44
Dusty Hannahs	7	11	--	18	36
Moses Kingsley	--	2	2	20	24
Anton Beard	--	--	8	5	13
Willy Kouassi	--	2	3	1	6
Manuale Watkins	--	--	0	6	6
Jimmy Whitt	--	--	--	6	6
Jabril Durham	--	--	0	4	4
Trey Thompson	--	--	0	1	1

20-Point Scoring Games

Player	12-13	13-14	14-15	15-16	Career
Dusty Hannahs	1	1	--	9	11
Anthlon Bell	0	2	2	6	10
Moses Kingsley	--	0	0	6	6

30-Point Scoring Games

Player	12-13	13-14	14-15	15-16	Career
--	--	--	--	--	--

3 + Three-Pointers in a Game

Player	12-13	13-14	14-15	15-16	Career
Anthlon Bell	6	7	10	10	33
Dusty Hannahs	6	4	--	10	20
Anton Beard	--	--	2	1	3
Jabril Durham	--	--	1	0	1

5 + Three-Pointers in a Game

Player	12-13	13-14	14-15	15-16	Career
Anthlon Bell	1	3	2	5	11
Dusty Hannahs	--	1	--	3	4

Double Figure Rebounding Games

Player	12-13	13-14	14-15	15-16	Career
Moses Kingsley	--	1	0	10	11

Double-Doubles

Player	12-13	13-14	14-15	15-16	Career
Moses Kingsley	--	1	0	10	11
Jabril Durham	--	--	0	2	2

5 + Assist Games

Player	12-13	13-14	14-15	15-16	Career
Jabril Durham	--	--	2	19	21
Anton Beard	--	--	3	1	4
Manuale Watkins	--	0	1	1	2
Moses Kingsley	--	0	1	0	1
Anthlon Bell	0	0	0	1	1
Trey Thompson	--	--	0	1	1

3 + Steals in a Game

Player	12-13	13-14	14-15	15-16	Career
Jabril Durham	--	--	0	6	6
Manuale Watkins	--	0	3	2	5
Anton Beard	--	--	4	0	4
Moses Kingsley	--	0	0	2	2
Anthlon Bell	0	0	1	0	1
Anthlon Bell	1	0	--	1	2

3 + Blocks in a Game

Player	12-13	13-14	14-15	15-16	Career
Moses Kingsley	--	7	5	7	19
Willy Kouassi	3	5	3	1	12
Keaton Miles	0	0	0	2	2

THE OPPONENT >>

• The Red Raiders, from Lubbock, Texas, are 12-7 on the year with a 2-6 record in Big 12 play. Texas Tech visits Fayetteville as a part of the third annual SEC/Big 12 Challenge. Through non-conference play, the Red Raiders stood at 10-1 with notable wins over Mississippi State, Minnesota and Richmond. Of the seven Texas Tech losses, six were to ranked teams, including against No. 1 Kansas on Jan. 9 and at No. 1 Oklahoma on Jan. 26. This will be the first time the Red Raiders and Razorbacks have ever played in Bud Walton Arena.

• Texas Tech is one of the more balanced teams in the country, as six players average at least 7.1 points per game. Devaughntah Williams leads the way with 12.5 points per game, while Toddrick Gotcher also averages double figures, contributing 10.7 points per contest. Those two senior guards have combined to make 60 of the Red Raiders 103 three-pointers on the season. As a team, Texas Tech leads the Big 12 by shooting 74.9 percent from the charity stripe, making an average of 18.1 foul shots per game.

• Head coach Tubby Smith is in his third season in Lubbock, and has a 39-44 (.470) record in two-plus seasons with the Red Raiders. In his head-coaching career, Smith has amassed 550 victories between stops at Tulsa, Georgia, Kentucky, Minnesota and now Texas Tech. At Kentucky, the Wildcats won the 1998 National Championship in his first year at the school. Smith became the first head coach since Cincinnati's Ed Jucker to win a title in his first season. In October 2015, he was announced as the 18th recipient of the John R. Wooden "Legends of Coaching" Award.

SERIES NOTES >>

• Texas Tech leads the series 39-38, but Arkansas has won eight of the last 10 meetings.

• Since 1991, the programs have only met twice and both times at neutral locations. Arkansas defeated the Red Raiders in Dallas in 2005 and Texas Tech returned the favor a year later with a victor in Little Rock.

• Arkansas has been ranked in 17 of the last 35 meetings with Texas Tech.

• The Razorbacks have three 30 point games against Texas Tech with two of those coming from Joe Kleine during the 1985 season and one coming from Tommy Boyer in 1963.

THE LAST 35 MEETINGS >>

Date	Rank	Opponent	Result	Location
12/16/2006	--	vs. Texas Tech	L, 71-56	North Little Rock, Ark.
12/21/2005	--	vs. Texas Tech	W, 78-65	Dallas, Texas
02/13/1991	#3	Texas Tech*	W, 87-69	Fayetteville, Ark.
01/12/1991	#2	at Texas Tech*	W, 113-86	Lubbock, Texas
02/07/1990	#3	Texas Tech*	W, 100-77	Fayetteville, Ark.
01/06/1990	#14	at Texas Tech*	W, 92-75	Lubbock, Texas
02/04/1989	--	at Texas Tech*	L, 84-73	Lubbock, Texas
01/04/1989	--	Texas Tech*	W, 69-62	Fayetteville, Ark.
03/06/1988	--	at Texas Tech*	W, 75-65	Lubbock, Texas
02/03/1988	--	Texas Tech*	W, 69-48	Fayetteville, Ark.
03/06/1987	--	vs. Texas Tech	L, 73-59	Dallas, Texas
02/07/1987	--	Texas Tech*	W, 93-75	Fayetteville, Ark.
01/10/1987	--	at Texas Tech*	L, 95-73	Lubbock, Texas
02/12/1986	--	at Texas Tech*	W, 79-72 (OT)	Lubbock, Texas
01/11/1986	--	Texas Tech*	L, 48-46	Fayetteville, Ark.
03/10/1985	--	vs. Texas Tech	L, 67-64	Dallas, Texas
02/16/1985	--	Texas Tech*	L, 52-50	Fayetteville, Ark.
01/16/1985	--	at Texas Tech*	L, 64-48	Lubbock, Texas
02/23/1984	#11	at Texas Tech*	W, 55-49	Lubbock, Texas
01/21/1984	--	Texas Tech*	W, 67-57	Fayetteville, Ark.
02/26/1983	#6	Texas Tech*	W, 77-63	Fayetteville, Ark.
01/26/1983	#12	at Texas Tech*	W, 62-59	Lubbock, Texas
02/27/1982	#15	Texas Tech*	W, 67-61	Fayetteville, Ark.
01/02/1982	#5	at Texas Tech*	L, 79-74	Lubbock, Texas
02/28/1981	#18	at Texas Tech*	W, 64-61	Lubbock, Texas
01/28/1981	--	Texas Tech*	W, 60-35	Fayetteville, Ark.
02/22/1980	--	Texas Tech*	W, 84-60	Fayetteville, Ark.
01/28/1980	--	at Texas Tech*	W, 71-69 (OT)	Lubbock, Texas
03/02/1979	#9	vs. Texas Tech	W, 93-77	Houston, Texas
02/20/1979	#10	at Texas Tech*	W, 66-65	Lubbock, Texas
01/27/1979	#15	Texas Tech*	W, 63-57	Fayetteville, Ark.
02/21/1978	#4	Texas Tech*	W, 58-49	Fayetteville, Ark.
01/28/1978	#4	at Texas Tech*	W, 54-49	Lubbock, Texas
01/10/1977	#18	Texas Tech*	W, 60-53	Fayetteville, Ark.
01/04/1977	#18	at Texas Tech*	W, 41-38	Lubbock, Texas

THE LAST TIME ARKANSAS

Scored 100+ points:

12/01/2015 - 117 vs. Northwestern St.

Scored 100+ points in an SEC game:

02/10/2015 - 101 vs. Auburn

Scored fewer than 50 points:

02/09/2013 - 49 vs. Vanderbilt

Played in an overtime game:

01/23/2016 at Georgia, L, 76-73 (OT)

Played in a double-overtime game:

01/16/2013 vs. Auburn, W, 88-80 (2 OT)

Played in a triple-overtime game:

02/09/1980 vs. Houston, L, 90-84 (3 OT)

Beat an AP Top 25-ranked opponent:

01/27/2016 vs. #5 Texas A&M, W, 74-71

Beat an AP Top 10 team:

01/27/2016 vs. #5 Texas A&M, W, 74-71

Beat an AP Top 5 team:

01/27/2016 vs. #5 Texas A&M, W, 74-71

Beat an AP Top 25 team on the road:

02/27/2014 @ #17 Kentucky, W, 71-67 (OT)

Beat an AP Top 5 team on the road:

02/09/1994 @ #4 Kentucky, W, 90-82

Made 15+ three-pointers in a game:

01/09/2016 - 16 vs. Mississippi State

Made 25+ free throws in a game:

01/05/2016 - 26 (of 35) vs Vanderbilt

THE LAST TIME AN ARKANSAS PLAYER

Scored 30-39 points in a game:

01/22/2015 - 30 by Michael Qualls vs. Alabama

Scored 40-49 points in a game:

01/11/1992 - 43 by Todd Day vs. LSU

Scored 50+ points in a game:

11/13/2009 - 51 by Rotnei Clarke vs. Alcorn St.

Recorded a double-double (points and rebounds):

01/27/2016 - 18 points and 11 rebounds by Moses Kingsley vs #5 Texas A&M

Had 15+ rebounds in a game:

03/07/2015 - 15 by Bobby Portis vs. LSU

Had 20+ rebounds in a game:

11/21/1997 - 23 by Nick Davis vs. Jackson St.

Made 5+ three-pointers in a game:

01/09/2016 - 8 (on 13 attempts) by Dusty Hannahs vs Mississippi State

Made 10+ free throws in a game:

12/09/2015 - 10 (on 10 attempts) by Dusty Hannahs vs. Evansville

Recorded a double-double (points and assists):

01/09/2016 - 10 points and 12 assists by Jabril Durham vs. Mississippi State

Had 10+ assists in a game:

01/09/2016 - 12 by Jabril Durham vs. Mississippi State

Had 5+ blocks in a game:

12/22/2015 - 5 by Moses Kingsley vs. North Florida

Had 5+ steals in a game:

01/09/2016 - 6 by by Jabril Durham vs. Mississippi State

ARKANSAS >> GAME HIGHS

POINTS	117	NORTHWESTERN STATE (12/01/15)
	97	NORTH FLORIDA (12/22/15)
FIELD GOALS MADE	44	NORTHWESTERN STATE (12/01/15)
	42	NORTH FLORIDA (12/22/15)
FIELD GOAL ATTEMPTS	79	NORTH FLORIDA (12/22/15)
	79	NORTHWESTERN STATE (12/01/15)
FIELD GOAL PERCENTAGE	.627 (37-59)	at Mizzou (01/12/16)
	.557 (44-79)	NORTHWESTERN STATE (12/01/15)
3 PT FIELD GOALS MADE	16	MISSISSIPPI STATE (01/09/16)
	9	EVANSVILLE (12/08/15)
3 PT FG ATTEMPTS	24	MISSISSIPPI STATE (01/09/16)
	21	TEXAS A&M (01/27/16)
3 PT FG PERCENTAGE	.692 (9-13)	EVANSVILLE (12/08/15)
	.667 (16-24)	MISSISSIPPI STATE (01/09/16)
FREE THROWS MADE	26	VANDERBILT (01/05/16)
	26	AKRON (11/18/15)
FREE THROW ATTEMPTS	35	VANDERBILT (01/05/16)
	32	AKRON (11/18/15)
FREE THROW PERCENTAGE	.875 (14-16)	vs Stanford (11/27/15)
	.842 (16-19)	at Wake Forest (12/04/15)
REBOUNDS	52	NORTH FLORIDA (12/22/15)
	45	NORTHWESTERN STATE (12/01/15)
ASSISTS	27	NORTH FLORIDA (12/22/15)
	24	NORTHWESTERN STATE (12/01/15)
STEALS	15	VANDERBILT (01/05/16)
	13	NORTHWESTERN STATE (12/01/15)
BLOCKED SHOTS	13	TENNESSEE TECH (12/12/15)
	9	MISSISSIPPI STATE (01/09/16)
TURNOVERS	16	MISSISSIPPI STATE (01/09/16)
	16	at Dayton (12/30/15)
FOULS	27	VANDERBILT (01/05/16)
	26	at Dayton (12/30/15)

ARKANSAS >> GAME LOWS

POINTS	66	vs Stanford (11/27/15)
	66	MERCER (12/19/15)
	66	KENTUCKY (01/21/16)
FIELD GOALS MADE	22	KENTUCKY (01/21/16)
	23	vs Stanford (11/27/15)
FIELD GOAL ATTEMPTS	52	EVANSVILLE (12/08/15)
	55	KENTUCKY (01/21/16)
FIELD GOAL PERCENTAGE	.348 (23-66)	vs Stanford (11/27/15)
	.381 (24-63)	AKRON (11/18/15)
	.381 (24-63)	MERCER (12/19/15)
3 PT FIELD GOALS MADE	2	KENTUCKY (01/21/16)
	4	NORTH FLORIDA (12/22/15)
3 PT FG ATTEMPTS	10	NORTH FLORIDA (12/22/15)
	12	KENTUCKY (01/21/16)
3 PT FG PERCENTAGE	.167 (2-12)	KENTUCKY (01/21/16)
	.294 (5-17)	at Wake Forest (12/04/15)
FREE THROWS MADE	7	at LSU (01/16/16)
	9	NORTH FLORIDA (12/22/15)
FREE THROW ATTEMPTS	11	at LSU (01/16/16)
	13	MISSISSIPPI STATE (01/09/16)
FREE THROW PERCENTAGE	.538 (14-26)	SOUTHERN UNIVERSITY (11/13/15)
	.563 (9-16)	NORTH FLORIDA (12/22/15)
REBOUNDS	26	vs Georgia Tech (11/26/15)
ASSISTS	12	KENTUCKY (01/21/16)
	13	VANDERBILT (01/05/16)
STEALS	3	KENTUCKY (01/21/16)
BLOCKED SHOTS	2	NORTHWESTERN STATE (12/01/15)
	2	at Texas A&M (01/02/16)
TURNOVERS	6	at Mizzou (01/12/16)
	8	AKRON (11/18/15)
	8	at Wake Forest (12/04/15)
	8	VANDERBILT (01/05/16)
FOULS	16	EVANSVILLE (12/08/15)
	17	NORTHWESTERN STATE (12/01/15)
	17	MISSISSIPPI STATE (01/09/16)

ARKANSAS INDIVIDUAL >> GAME HIGHS

Points	26	Hannahs, Dusty vs Mississippi State (01/09/16)
	26	Bell, Anthlon vs Vanderbilt (01/05/16)
	26	Kingsley, Moses at Dayton (12/30/15)
	25	Bell, Anthlon vs Mississippi State (01/09/16)
	25	Kingsley, Moses vs Vanderbilt (01/05/16)
Field Goals Made	11	Kingsley, Moses vs North Florida (12/22/15)
	9	Hannahs, Dusty at Georgia (01/23/16)
	9	Hannahs, Dusty vs Mississippi State (01/09/16)
	9	Bell, Anthlon vs Mississippi State (01/09/16)
	9	Kingsley, Moses vs Vanderbilt (01/05/16)
	9	Bell, Anthlon vs Vanderbilt (01/05/16)
	9	Kingsley, Moses at Dayton (12/30/15)
Field Goal Att.	20	Bell, Anthlon vs Akron (11/18/15)
	18	Hannahs, Dusty at Georgia (01/23/16)
	18	Bell, Anthlon vs Vanderbilt (01/05/16)
	18	Kingsley, Moses at Mizzou (01/12/16)
FG Pct (min 5 made)	1.000 (8-8)	Kingsley, Moses vs Southern University (11/13/15)
	1.000 (8-8)	Hannahs, Dusty vs Mississippi State (01/09/16)
3-Point FG Made	8	Bell, Anthlon vs Vanderbilt (01/05/16)
	6	Hannahs, Dusty vs Mississippi State (01/09/16)
3-Point FG Att.	13	Bell, Anthlon vs Mississippi State (01/09/16)
	13	Bell, Anthlon vs Akron (11/18/15)
3-Pt FG Pct (min 2 made)	1.000 (5-5)	Hannahs, Dusty vs Charleston Southern (11/20/15)
	.833 (5-6)	Bell, Anthlon vs Evansville (12/08/15)
Free Throws Made	10	Hannahs, Dusty vs Evansville (12/08/15)
	9	Hannahs, Dusty vs Vanderbilt (01/05/16)
Free Throw Att.	11	Kingsley, Moses vs Southern University (11/13/15)
	10	Kingsley, Moses vs Kentucky (01/21/16)
	10	Kingsley, Moses at Mizzou (01/12/16)
	10	Kingsley, Moses vs Vanderbilt (01/05/16)
	10	Hannahs, Dusty vs Vanderbilt (01/05/16)
	10	Hannahs, Dusty vs Evansville (12/08/15)
FT Pct (min 3 made)	1.000 (10-10)	Hannahs, Dusty vs Evansville (12/08/15)
	1.000 (5-5)	Hannahs, Dusty vs Georgia Tech (11/26/15)
	1.000 (5-5)	Hannahs, Dusty vs Akron (11/18/15)
	1.000 (4-4)	Hannahs, Dusty vs Texas A&M (01/27/16)
	1.000 (4-4)	Kouassi, Willy at Wake Forest (12/04/15)
	1.000 (4-4)	Bell, Anthlon vs Northwestern State (12/01/15)
	1.000 (4-4)	Kingsley, Moses vs Stanford (11/27/15)
	1.000 (4-4)	Watkins, Manuale vs Charleston Southern (11/20/15)
	1.000 (4-4)	Durham, Jabril vs Akron (11/18/15)
	1.000 (4-4)	Hannahs, Dusty vs Southern University (11/13/15)
Rebounds	14	Kingsley, Moses vs Mercer (12/19/15)
	13	Kingsley, Moses vs Tennessee Tech (12/12/15)
Assists	12	Durham, Jabril vs Mississippi State (01/09/16)
	11	Durham, Jabril vs Charleston Southern (11/20/15)
Steals	6	Durham, Jabril vs Mississippi State (01/09/16)
	5	Durham, Jabril vs Mercer (12/19/15)
	5	Durham, Jabril vs Northwestern State (12/01/15)
	5	Durham, Jabril vs Southern University (11/13/15)
Blocked Shots	8	Kingsley, Moses vs Tennessee Tech (12/12/15)
	5	Kingsley, Moses vs North Florida (12/22/15)
	5	Kingsley, Moses vs Southern University (11/13/15)
Turnovers	6	Durham, Jabril vs Southern University (11/13/15)
	5	Hannahs, Dusty at Dayton (12/30/15)
	5	Thompson, Trey vs Texas A&M (01/27/16)
	5	Watkins, Manuale vs Texas A&M (01/27/16)
	5	Durham, Jabril at Georgia (01/23/16)
	5	Thompson, Trey vs Kentucky (01/21/16)
	5	Thompson, Trey at LSU (01/16/16)
	5	Bell, Anthlon vs Stanford (11/27/15)
	5	Kingsley, Moses vs Stanford (11/27/15)
	5	Kingsley, Moses vs Georgia Tech (11/26/15)
	5	Miles, Keaton vs Charleston Southern (11/20/15)
	5	Kingsley, Moses vs Southern University (11/13/15)
Minutes	54	Durham, Jabril vs Southern University (11/13/15)
	47	Bell, Anthlon vs Southern University (11/13/15)
	46	Whitt, Jimmy vs Southern University (11/13/15)
	40	Kingsley, Moses at Dayton (12/30/15)
	39	Kingsley, Moses vs Mercer (12/19/15)

LEADS & DEFICITS

Date	Opponent	Largest Lead	Largest Deficit	Time Led	Time Trailed	Time Tied	Outcome
11/13	Southern University	21 (2nd - 2:03)	1 (1st - 19:21)	37:31	2:16	0:13	W, 86-68
11/18	Akron	None	14 (2nd - 5:58)	0:00	39:09	0:51	L, 88-80
11/20	Charleston Southern	29 (2nd - 11:12)	1 (1st - 18:53)	38:45	0:00	1:15	W, 93-75
11/26	vs Georgia Tech	2 (1st - 2:58)	10 (1st - 9:09)	0:33	37:44	1:43	L, 83-73
11/27	vs Stanford	20 (1st - 10:35)	3 (2nd - 0:03)	38:41	0:38	0:41	L, 69-66
12/1	Northwestern State	46 (2nd - 6:46)	4 (1st - 17:28)	35:49	2:27	1:44	W, 117-78
12/04	at Wake Forest	2 (1st - 19:38)	14 (2nd - 18:15)	1:16	36:20	2:24	L, 88-85
12/08	Evansville	16 (2nd - 15:39)	8 (1st - 14:47)	28:20	9:09	2:31	W, 89-76
12/12	Tennessee Tech	26 (2nd - 1:19)	3 (1st - 19:46)	37:46	1:31	0:43	W, 83-57
12/19	Mercer%	5 (2nd - 17:19)	13 (2nd - 9:36)	5:46	31:07	8:07	L, 69-66 (OT)
12/22	North Florida	25 (2nd - 0:06)	None	39:39	0:00	0:21	W, 97-72
12/30	at Dayton	4 (OT - 2:39)	23 (1st - 9:46)	4:25	34:55	5:40	L, 85-81 (OT)
01/02	at #20 Texas A&M*	1 (1st - 11:01)	29 (2nd - 12:10)	0:30	38:50	0:40	L, 92-69
01/05	Vanderbilt*	13 (2nd - 18:48)	6 (1st - 17:12)	21:21	18:01	5:36	W, 90-85 (OT)
01/09	Mississippi State*	17 (2nd - 2:21)	2 (1st - 19:42)	36:58	2:00	1:02	W, 82-68
01/12	at Missouri*	33 (2nd - 0:48)	None	39:42	0:00	0:18	W, 94-61
01/16	at LSU*	7 (1st - 2:40)	6 (1st - 15:46)	15:18	16:36	8:06	L, 76-74
01/21	#23 Kentucky*	1 (1st - 19:34)	18 (2nd - 9:15)	0:28	38:45	0:26	L, 80-66
01/23	at Georgia*	8 (1st - 14:53)	8 (2nd - 12:40)	16:54	22:34	5:16	L, 76-73 (OT)
01/27	#5 Texas A&M*	10 (1st - 6:52)	1 (2nd - 13:33)	36:14	1:07	2:39	W, 74-71
01/30	Texas Tech	--	--	--	--	--	--
02/03	at Florida*	--	--	--	--	--	--
02/06	Tennessee*	--	--	--	--	--	--
02/09	Mississippi State*	--	--	--	--	--	--
02/13	at Ole Miss*	--	--	--	--	--	--
02/17	Auburn*	--	--	--	--	--	--
02/20	Missouri*	--	--	--	--	--	--
02/23	LSU*	--	--	--	--	--	--
02/27	at Tennessee*	--	--	--	--	--	--
03/02	at Alabama*	--	--	--	--	--	--

% = North Little Rock, Ark. (Verizon Arena)

* = Conference game

PLUS/MINUS CUMULATIVE STATISTICS

Player	Minutes	PF	PA	+/-	+-/40	Gms	+-/Gm
Hannahs, Dusty	521:47	1121	990	+131	+10.04	20	+6.55
Durham, Jabril	552:35	1153	1041	+112	+8.11	20	+5.60
Bell, Anthlon	569:45	1204	1092	+112	+7.86	20	+5.60
Kingsley, Moses	589:43	1179	1122	+57	+3.87	20	+2.85
Kouassi, Willy	185:48	380	324	+56	+12.06	19	+2.95
Whitt, Jimmy	391:02	744	701	+43	+4.40	20	+2.15
Watkins, Manuale	412:30	802	759	+43	+4.17	20	+2.15
Thompson, Trey	274:43	521	488	+33	+4.80	17	+1.94
Miles, Keaton	334:33	625	595	+30	+3.59	20	+1.50
Beard, Anton	242:15	435	445	-10	-1.65	11	-0.91

Total +/-: +600

STARTING LINEUPS

Date	Opponent	G	G	G	F	F	Outcome
11/13	Southern University	Hannahs	Durham	Whitt	Kingsley	Miles	W, 86-68
11/18	Akron	Hannahs	Durham	Whitt	Kingsley	Thompson	L, 88-80
11/20	Charleston Southern	Bell	Durham	Whitt	Kingsley	Miles	W, 93-75
11/26	vs Georgia Tech	Bell	Durham	Whitt	Kingsley	Miles	L, 83-73
11/27	vs Stanford	Bell	Durham	Whitt	Kingsley	Miles	L, 69-66
12/1	Northwestern State	Bell	Durham	Whitt	Kingsley	Miles	W, 117-78
12/04	at Wake Forest	Bell	Durham	Whitt	Kingsley	Miles	L, 88-85
12/08	Evansville	Bell	Durham	Whitt	Kingsley	Miles	W, 89-76
12/12	Tennessee Tech	Bell	Durham	Whitt	Kingsley	Miles	W, 83-57
12/19	Mercer%	Bell	Durham	Whitt	Kingsley	Miles	L, 69-66 (OT)
12/22	North Florida	Bell	Durham	Watkins	Kingsley	Miles	W, 97-72
12/30	at Dayton	Bell	Durham	Watkins	Kingsley	Miles	L, 85-81 (OT)
01/02	at #20 Texas A&M*	Bell	Durham	Watkins	Kingsley	Miles	L, 92-69
01/05	Vanderbilt*	Bell	Durham	Hannahs	Kingsley	Miles	W, 90-85 (OT)
01/09	Mississippi State*	Bell	Durham	Hannahs	Kingsley	Miles	W, 82-68
01/12	at Missouri*	Bell	Durham	Hannahs	Kingsley	Miles	W, 94-61
01/16	at LSU*	Bell	Durham	Hannahs	Kingsley	Miles	L, 76-74
01/21	#23 Kentucky*	Bell	Durham	Hannahs	Kingsley	Miles	L, 80-66
01/23	at Georgia*	Bell	Durham	Hannahs	Kingsley	Miles	L, 76-73 (OT)
01/27	#5 Texas A&M*	Bell	Durham	Hannahs	Kingsley	Watkins	W, 74-71
01/30	Texas Tech	--	--	--	--	--	--
02/03	at Florida*	--	--	--	--	--	--
02/06	Tennessee*	--	--	--	--	--	--
02/09	Mississippi State*	--	--	--	--	--	--
02/13	at Ole Miss*	--	--	--	--	--	--
02/17	Auburn*	--	--	--	--	--	--
02/20	Missouri*	--	--	--	--	--	--
02/23	LSU*	--	--	--	--	--	--
02/27	at Tennessee*	--	--	--	--	--	--
03/02	at Alabama*	--	--	--	--	--	--

% = North Little Rock, Ark. (Verizon Arena)

* = Conference game

#FASTEST40 BOUND



Jalen Barford
#1 JUCO in the Nation



Daryl Macon
#3 JUCO in the Nation



Arlando Cook
#5 JUCO in the Nation



Adrio Bailey
#50 Small Forward

ABOUT JALEN BARFORD >>

- Ranked as the No. 1 junior college transfer in the 2016 class, with a 94 percent composite rating by 247Sports.
- Plays at Motlow State Community College (Tenn.) where he averaged 20.6 points, 7.1 rebounds, 5.1 assists and 2.4 steals per game as a freshman.
- Opened the 2015-16 season earning back-to-back NJCAA National Player of the Week honors.
- Averaging 30.1 points, 7.8 rebounds and 4.0 assists per game through the first eight games of his sophomore season.
- Originally from Jackson, Tennessee, Barford attended South Side High School, where he was the West Tennessee Player of the Year as a senior.
- Led high school team to the Class AA State Championship, while averaging 22.5 points, three assists and three steals per game.

ABOUT DARYL MACON >>

- Ranked the No. 3 junior college transfer in the 2016 class, with a 93 percent composite rating by 247Sports.
- Plays at Holmes Community College (Miss.), where he averaged 23 points, 4.1 rebounds and 3.1 assists per game as a freshman.
- Shot 88.5 percent from the free throw line as a freshman to rank No. 4 in the country at the NJCAA level.
- Had four 30-point games as a freshman and earned Region XXIII Player of the Year honor and was named NJCAA All-American First Team.
- Is a Little Rock, Arkansas, native and graduated from Parkview High School in 2014 after averaging 21 points per game as a senior.

ABOUT ARLANDO COOK >>

- Ranked as the No. 5 junior college transfer in the 2016 class, with a 92 percent composite rating by 247Sports.
- Plays at Connors State College (Okla.), where he averaged 11.4 points and 9.3 rebounds, while shooting 57.2 percent from the field as a freshman, leading the Cowboys to a 33-2 campaign.
- Had a career-high 27 points in a 90-82 win over Northeastern Oklahoma A&M on March 6, 2015 and a career-high 17 rebounds in an 87-66 win at Carl Albert State on Jan 22, 2015.
- Played AAU for the Gym Rats in his hometown of St. Louis.
- Went to high school at Madison Prep, averaging 13.8 points, 9.3 rebounds and 1.9 blocks per game, while shooting 61 percent field goals.

ABOUT ADRIO BAILEY >>

- Ranked as the No. 11 player in the state of Louisiana and the No. 50 small forward in the 2016 class by Rivals.com.
- Rated as a three-star player by 247Sports.com, Rivals.com, Scout.com and Future150.com.
- Attends Lakeview High School in Campti, Louisiana.
- Averaged 15 points, 10 rebounds, four assists, three steals and 2.3 blocks as a junior to lead the Gators to a 34-4 record and a Class 2A runner-up finish
- Played for the Urban DFW team last spring and summer.

BOSS HOG

CAREER NUMBERS

At Arkansas

2015-16	>>>	10-10
2014-15	>>>	27-9 (NCAA, Third Round)
2013-14	>>>	22-12 (NIT, Second Round)
2012-13	>>>	19-13
2011-12	>>>	18-14
Totals	>>>	96-58 (5th Year)

At Missouri

2010-11	>>>	23-11 (NCAA Second Round)
2009-10	>>>	23-11 (NCAA Second Round)
2008-09	>>>	31-7 (NCAA Elite Eight)
2007-08	>>>	16-16
2006-07	>>>	18-12
Totals	>>>	111-57 (5 Years)

At Alabama-Birmingham (UAB)

2005-06	>>>	24-7 (NCAA First Round)
2004-05	>>>	22-11 (NCAA Second Round)
2003-04	>>>	22-10 (NCAA Sweet 16, C-USA Co-Champs)
2002-03	>>>	21-13 (NIT Quarterfinals)
Totals	>>>	89-41 (4 Years)

Overall Record **296-156 (14th Year)**

IT'S A NUMBERS GAME

Postseason Tournaments

1 2 3 4 5 6 7 8 9

20-Win Seasons

1 2 3 4 5 6 7 8 9

NCAA Tournaments

1 2 3 4 5 6 7

30-Win Seasons

1

Losing Seasons

0

PERSONAL INFO

Born: Dec. 12, 1959
Hometown: Birmingham, Ala.
Alma Mater: Tulsa (1982)
Wife: Marcheita
Children: Darcheita, Michael Jr., Yvonne
Date Named Head Coach at Arkansas: March 23, 2011



Head coach Mike Anderson is one of just 11 current Division I coaches with 10-plus years of head coaching experience and no losing seasons. Anderson and Thad Matta are the only coaches to accomplish the feat during stops at three different institutions.

Coach	Schools	Yrs
Roy Williams	Kansas/UNC	27
Tom Izzo	Michigan State	20
Mark Few	Gonzaga	16
Bo Ryan	Milwaukee/Wisconsin	16
Thad Matta	Butler/Xavier/Ohio State	15
John Thompson III	Princeton/Georgetown	15
Mike Anderson	UAB/Missouri/Arkansas	13
Jamie Dixon	Pittsburgh	12
Sean Miller	Xavier/Arizona	11
Andy Kennedy	Cincinnati/Ole Miss	10
Dave Rose	BYU	10

The Razorback Nation welcomed home one of its own on March 23, 2011, when Mike Anderson was named the 12th head men's basketball coach in Arkansas history. Charged with bringing back the winning tradition that was synonymous with the Razorback program throughout the '80s and '90s, Anderson has helped the Razorbacks improve each year on and off the court as the tradition-rich program grows closer to returning to its glory days.

Fans caught a glimpse of those glory days in 2014-15, as the Razorbacks returned to both the NCAA Tournament and SEC Tournament championship game for the first time since 2008. Highlighted by a victory over Southern Conference champ Wofford in the NCAA Tournament second round and a program-record six SEC road wins, Arkansas produced the sixth-most wins in program history with a 27-9 record. Of course, the up-tempo style of play donned the "Fastest 40 Minutes in Basketball" reached another level, as the Razorbacks led the SEC in five different statistical categories, including scoring (77.4), assists (16.1) and turnover margin (+3.8).

The 2014-15 campaign brought back memories of the 90's, as Arkansas finished second in the SEC at 13-5 and spent eight weeks ranked in both the Associated Press Top 25 Poll and the USA Today Coaches Poll. Anderson's attention to detail in skill development helped sophomore Bobby Portis become only the second Razorback in program history to be named the SEC Player of the Year by both the Associated Press and league head coaches. Portis was the first Razorback to surpass 1,000 points and 500 rebounds as a sophomore and went on to become the 12th player in program history to be selected in the first round of the NBA Draft when he went 22nd overall to the Chicago Bulls.

A long-time assistant and associate head coach at Arkansas, Anderson spent nine years as a head coach at the University of Alabama-Birmingham and the University of Missouri before returning to the Razorbacks.

NUMERICAL ROSTER

No.	Name	Pos.	Ht.	Wt.	Yr.	Hometown/High School/Last School
1	Trey Thompson	F	6-9	260	So.	Madison, Ark./Forrest City HS
2	Jake Mosiman	G	6-0	185	Jr.	Lawrence, Kan./Lawrence HS
3	Dusty Hannahs	G	6-3	203	R-Jr.	Little Rock, Ark./Pulaski Academy/Texas Tech
4	Jabril Durham	G	6-1	185	Sr.	DeSoto, Texas/DeSoto HS/Seminole State College
5	Anthlon Bell	G	6-3	185	Sr.	Memphis, Tenn./Bartlett HS
12	DaShaun Stark^	G	6-5	185	Jr.	Springdale, Ark./Springdale HS/ Drury University
14	Tristan Simmons	G	5-10	170	Fr.	El Dorado, Ark./El Dorado HS
15	Lorenzo Jenkins	G	6-7	210	Fr.	Naples, Fla./First Baptist Academy
21	Manuale Watkins	G	6-3	205	Jr.	Fayetteville, Ark./Fayetteville HS
31	Anton Beard	G	6-0	195	So.	N. Little Rock, Ark./North Little Rock HS
24	Jimmy Whitt	G	6-4	173	Fr.	Columbia, Mo./Hickman HS
33	Moses Kingsley	F	6-10	230	Jr.	Abuja, Nigeria/Huntington Prep (W. Va.)
50	Willy Kouassi	C	6-10	230	R-Sr.	Abidjan, Ivory Coast/Central Park Christian/Kennesaw St.
55	Keaton Miles	F	6-7	212	R-Sr.	Dallas, Texas/Dallas Lincoln HS/West Virginia

^ - Will sit out the 2015-16 season due to NCAA four-year transfer rules

ALPHABETICAL

No.	Name	Yr.
3	Beard, Anton	So.
5	Bell, Anthlon	Sr.
4	Durham, Jabril	Sr.
3	Hannahs, Dusty	R-Jr.
15	Jenkins, Lorenzo	Fr.
33	Kingsley, Moses	Jr.
50	Kouassi, Willy	R-Sr.
55	Miles, Keaton	Sr.
2	Mosiman, Jake	Jr.
14	Simmons, Tristan	Fr.
12	Stark, DaShaun	Jr.
1	Thompson, Trey	So.
21	Watkins, Manuale	Jr.
24	Whitt, Jimmy	Fr.

COACHING STAFF

Title	Name	Experience	Alma Mater
Head Coach	Mike Anderson	5th Year	Tulsa, '82
Associate Head Coach	Melvin Watkins	5th Year	Charlotte, '77
Assistant Coach	TJ Cleveland	5th Year	Arkansas, '02
Assistant Coach	Matt Zimmerman	5th Year	Arkansas, '90
Director of Operations	Jeff Daniels	5th Year	Montevallo, '82
Director of S-A Development	Scotty Thurman	6th Year	Philander-Smith, '03
Video Coordinator	Will Bartlett	5th Year	Missouri, '09
Special Assistant to the HC	Lee Mayberry	2nd Year	Arkansas, '15
Graduate Assistant	Kikko Haydar	1st Year	Arkansas, '14
Graduate Assistant	Ryne Colvin	2nd Year	Arkansas, '14
Athletic Trainer	Dave England	33rd Year	Arkansas, '80
Strength & Conditioning Coach	Adam Petway	2nd Year	USSA, '13

Pronunciation Guide

Willy Kouassi: Koo-Wa-see

Manuale Watkins: Man-YOU-L

<< TREY 1 THOMPSON >>

F | So. | 6-9 | 260

Madison, Ark. | Forrest City HS

@T_Top24



CAREER HIGHS >>

Points: 10 vs. Tennessee Tech (Dec. 12, 2015)

FG: 5 vs. Tennessee Tech (Dec. 12, 2015)

FGA: 7 vs. Tennessee Tech (Dec. 12, 2015)

3FG: --

3FGA: --

FT: 4 at Texas A&M (Jan. 2, 2016)

FTA: 5 at Texas A&M (Jan. 2, 2016)

Rebounds: 7, 4x, last at LSU (Jan. 16, 2016)

Assists: 5 vs. North Florida (Dec. 22, 2015)

Steals: 1, 6x, last vs. #5 Texas A&M (Jan. 27, 2016)

Blocks: 2, 4x, last at Georgia (Jan. 23, 2016)

Minutes: 26 vs. Tennessee Tech (Dec. 12, 2015)

SEASON HIGHS >>

Points: 10 vs. Tennessee Tech (Dec. 12, 2015)

FG: 5 vs. Tennessee Tech (Dec. 12, 2015)

FGA: 7 vs. Tennessee Tech (Dec. 12, 2015)

3FG: --

3FGA: --

FT: 4 at Texas A&M (Jan. 2, 2016)

FTA: 5 at Texas A&M (Jan. 2, 2016)

Rebounds: 7, 4x, last at LSU (Jan. 16, 2016)

Assists: 5 vs. North Florida (Dec. 22, 2015)

Steals: 1, 5x, last vs. #5 Texas A&M (Jan. 27, 2016)

Blocks: 2, 4x, last at Georgia (Jan. 23, 2016)

Minutes: 26 vs. Tennessee Tech (Dec. 12, 2015)

SUPERLATIVE STATS >>

	Season	Career
Double Figure Points	1	1
5+ Rebounds	7	7
Games With Off. Rebound	6	9
2+ Off. Rebounds	2	2
3+ Assists	2	2
Games W/ a Steal	5	5
Games W/ a Block	9	9

#RAZORFACTS >>

- Posted first career double-digit scoring effort against Tennessee Tech (Dec. 12).
- Went 3-for-3 from the field and scored seven points in upset win over No. 5 Texas A&M (Jan. 27)
- Played a career-long 26 minutes against Tennessee Tech (Dec. 12).
- Missed the Stanford, Northwestern State and Wake Forest games with ankle injury suffered in Ga. Tech game.
- Dished out a career-high five assists and tied a career mark with seven rebounds against North Fla. (Dec. 22).
- Made a career-high four free throws at Texas A&M (Jan. 2).
- Tied a career-high with two blocks at Georgia (Jan. 23).
- Made his first collegiate start against Akron (Nov. 18).
- Saw playing time in 14 games as a true freshman last season.

GAME-BY-GAME STATS >>

Opponent	Date	gs	min	Total		3-Pointers		Free throws		Rebounds										
				fg-fga	pct	3fg-fga	pct	ft-fa	pct	off	def	tot	avg	pf	a	t/o	blk	stl	pts	avg
SOUTHERN UNIVERSITY	11/13/15		17	1-4	.250	0-0	.000	0-2	.000	0	4	4	4.0	2	1	0	0	0	2	2.0
AKRON	11/18/15	*	22	2-4	.500	0-0	.000	0-0	.000	3	4	7	5.5	3	2	1	1	1	4	3.0
CHARLESTON SOUTHER	11/20/15		21	2-2	1.000	0-0	.000	0-0	.000	0	6	6	5.7	4	0	4	2	1	4	3.3
vs Georgia Tech	11/26/15		7	0-0	.000	0-0	.000	0-0	.000	0	1	1	4.5	2	0	1	0	0	0	2.5
vs Stanford	11/27/15	dnp	-	-	-	-	-	-	-	-	-	-	-	-	-	-	-	-	-	-
NORTHWESTERN STATE	12/01/15	dnp	-	-	-	-	-	-	-	-	-	-	-	-	-	-	-	-	-	-
at Wake Forest	12/04/15	dnp	-	-	-	-	-	-	-	-	-	-	-	-	-	-	-	-	-	-
EVANSVILLE	12/08/15		4	0-0	.000	0-0	.000	0-0	.000	0	0	0	3.6	0	1	0	0	0	0	2.0
TENNESSEE TECH	12/12/15		26	5-7	.714	0-0	.000	0-0	.000	0	7	7	4.2	3	2	1	2	1	10	3.3
MERCER	12/19/15		15	2-2	1.000	0-0	.000	0-0	.000	0	3	3	4.0	1	2	1	0	0	4	3.4
NORTH FLORIDA	12/22/15		21	1-4	.250	0-0	.000	2-2	1.000	2	5	7	4.4	3	5	0	0	1	4	3.5
at Dayton	12/30/15		7	1-1	1.000	0-0	.000	0-2	.000	0	3	3	4.2	4	2	1	0	0	2	3.3
at Texas A&M	01/02/16		23	1-3	.333	0-0	.000	4-5	.800	0	6	6	4.4	2	1	3	1	0	6	3.6
VANDERBILT	01/05/16		18	1-2	.500	0-0	.000	0-0	.000	0	3	3	4.3	3	1	1	0	0	2	3.5
MISSISSIPPI STATE	01/09/16		12	1-1	1.000	0-0	.000	0-0	.000	1	4	5	4.3	3	0	3	2	0	2	3.3
at Mizzou	01/12/16		22	1-1	1.000	0-0	.000	1-1	1.000	1	3	4	4.3	4	3	0	1	0	3	3.3
at LSU	01/16/16		19	1-3	.333	0-0	.000	2-2	1.000	1	6	7	4.5	5	1	1	0	0	4	3.4
KENTUCKY	01/21/16		21	1-2	.500	0-0	.000	0-0	.000	1	3	4	4.5	5	3	0	1	0	2	3.3
at Georgia	01/23/16		18	0-1	.000	0-0	.000	0-0	.000	0	2	2	4.3	2	0	2	2	0	0	3.1
TEXAS A&M	01/27/16		14	3-3	1.000	0-0	.000	1-3	.333	0	1	1	4.1	5	1	2	1	1	7	3.3
Totals		1	287	23-40	.575	0-0	.000	10-17	.588	9	61	70	4.1	51	25	21	13	5	56	3.3

Games played: 17
Minutes/game: 16.9
Points/game: 3.3
FG Pct: 57.5
FT Pct: 58.8

Rebounds/game: 4.1
Assists/game: 1.5
Turnovers/game: 1.2
Assist/turnover ratio: 1.2
Steals/game: 0.3
Blocks/game: 0.8

ARKANSAS CAREER STATS >>

Season	gp-gs	min/avg	Total	3-Point	F-Throws	Rebounds													Scoring
			fg-fga	pct	fg-fga	pct	ft-fa	pct	off	def	tot	avg	pf	fo	ast	to	blk	stl	pts
2014-15	14-0	33/2.4	1-5	.200	0-0	.000	3-3	1.000	3	3	6	0.4	3	0	1	4	1	1	5
2015-16	17-1	287/16.9	23-40	.575	0-0	.000	10-17	.588	9	61	70	4.1	51	3	25	21	13	5	56
TOTAL	31-1	320/10.3	24-45	.533	0-0	.000	13-20	.650	12	64	76	2.5	54	3	26	25	14	6	61



◀◀ DUSTY 3 HANNAHS ▶▶

G | R-Jr. | 6-3 | 203

Little Rock, Ark. | Pulaski Academy | Texas Tech

@D_Hannahs | #SplashZone

CAREER HIGHS >>

Points: 26 vs. Mississippi State (Jan. 9, 2015)
FG: 9, 2x, last at Georgia (Jan. 23, 2016)
FGA: 18 at Georgia (Jan. 23, 2016)
3FG: 8 vs. Mississippi State (Jan. 9, 2015)
3FGA: 13 vs. Mississippi State (Jan. 9, 2015)
FT: 10 vs. Evansville (Dec. 8, 2015)
FTA: 10, 2x, last vs. Vanderbilt (Jan. 5, 2016)
Rebounds: 6 at Georgia (Jan. 23, 2016)
Assists: 6 at West Virginia (Jan. 22, 2014)^
Steals: 3, 2x, last vs. Mississippi State (Jan. 9, 2015)
Blocks: 1, 2x, last at Arizona State (Dec. 21, 2013)^
Minutes: 38 at Kansas State (Feb. 25, 2013)^

^ - at Texas Tech

#RAZORFACTS >>

- Has scored 20-plus points in four of the last six games and a team-best nine times this year.
- Started the last seven contests after coming off the bench the previous 11 games.
- Is 22-for-43 (.511) from behind the arc over the last six games.
- Scored a career-high 26 points against Mississippi State (Jan. 9) on a career-best eight three-pointers.
- Is one of three players in school history to make eight three-pointers in an SEC game.
- Has led Arkansas in scoring 10 times, with six of those coming off the bench.
- Ranks No. 5 in the SEC in three-pointers made (51) and No. 3 in three-point field goal percentage (.464).
- Has started the year 63-for-73 (.863) from the free throw line to rank second in the SEC.
- Set a career-high with a 10-for-10 performances from the free throw line against Evansville.
- Went 5-for-5 from behind the arc against Charleston Southern for a game-high 21 points.
- Was the fourth player in program history to make five treys in a game without a miss.
- One of five players in the last 28 years to score 20-plus points in his Razorback debut.
- One of four players in the last 28 years to make five-plus three-pointers in his first game at Arkansas.
- Sat out the 2014-15 season after transferring from Texas Tech.

GAME-BY-GAME STATS >>

Opponent	Date	gs	min	Total		3-Pointers		Free throws		Rebounds			pf	a	t/o	blk	stl	pts	avg		
				fg/fga	pct	3fg/fga	pct	ft/fta	pct	off	def	tot								avg	
SOUTHERN UNIVERSITY	11/13/15	*	31	6-13	.462	5-7	.714	4-4	1.000	0	2	2	2.0	3	2	1	0	21	21.0		
AKRON	11/18/15	*	30	5-11	.455	1-4	.250	5-5	1.000	0	0	0	1.0	2	1	1	0	16	18.5		
CHARLESTON SOUTHER	11/20/15		25	7-9	.778	5-5	1.000	2-2	1.000	1	1	2	1.3	3	1	2	0	21	19.3		
vs Georgia Tech	11/26/15		24	5-10	.500	2-3	.667	5-5	1.000	0	0	0	1.0	4	2	2	0	17	18.8		
vs Stanford	11/27/15		27	3-14	.214	1-8	.125	5-6	.833	1	3	4	1.6	1	2	2	0	12	17.4		
NORTHWESTERN STATE	12/01/15		23	8-13	.615	3-6	.500	2-2	1.000	0	0	0	1.3	4	1	1	0	2	21.0		
at Wake Forest	12/04/15		29	5-12	.417	3-8	.375	2-2	1.000	0	4	4	1.7	3	1	1	0	15	17.6		
EVANSVILLE	12/08/15		30	5-11	.455	3-5	.600	10-10	1.000	1	0	1	1.6	0	1	1	0	2	23.0		
TENNESSEE TECH	12/12/15		22	7-12	.583	3-6	.500	4-6	.667	0	2	2	1.7	1	1	1	0	2	18.6		
MERCER	12/19/15		24	4-12	.333	2-7	.286	0-0	.000	0	5	5	2.0	4	0	3	0	10	17.7		
NORTH FLORIDA	12/22/15		15	2-8	.250	0-1	.000	1-1	1.000	0	3	3	2.1	1	1	1	0	5	16.5		
at Dayton	12/30/15		20	6-10	.600	1-3	.333	0-0	.000	1	1	2	2.1	1	0	5	0	13	16.3		
at Texas A&M	01/02/16		17	3-5	.600	1-3	.333	3-6	.500	0	1	1	2.0	0	0	0	0	10	15.8		
VANDERBILT	01/05/16	*	34	2-11	.182	0-3	.000	9-10	.900	3	2	5	2.2	1	2	0	0	13	15.6		
MISSISSIPPI STATE	01/09/16	*	37	9-16	.563	8-13	.615	0-0	.000	0	2	2	2.2	0	1	0	0	3	26.0		
at Missouri	01/12/16	*	20	8-10	.800	4-5	.800	0-0	.000	0	1	1	2.1	2	1	2	0	20	16.5		
at LSU	01/16/16	*	20	3-10	.300	2-5	.400	0-0	.000	1	0	1	2.1	2	0	1	0	1	8.0		
KENTUCKY	01/21/16	*	33	7-14	.500	1-5	.200	5-7	.714	2	1	3	2.1	3	0	2	0	20	16.2		
at Georgia	01/23/16	*	34	9-18	.500	4-7	.571	2-3	.667	2	4	6	2.3	2	1	3	0	1	24.0		
TEXAS A&M	01/27/16	*	31	5-12	.417	3-8	.375	4-4	1.000	0	2	2	2.3	1	0	2	0	2	17.0		
Totals			9	526	109-231	.472	52-112	.464	63-73	.863	12	34	46	2.3	38	18	31	0	13	333	16.7

SUPERLATIVE STATS >>

	Season	Career
Double Figure Points	18	36
20+ Points	9	11
Team Leader/Scoring	9	13
5+ Field Goals	14	22
Games W/ a Three-Pointer	18	65
2+ Three-Pointers	13	35
3+ Three-Pointers	10	20
4+ Three-Pointers	5	10
5+ Three-Pointers	3	4
Games W/ an Assist	13	46

Games played: 20
Minutes/game: 26.3
Points/game: 16.7
FG Pct: 47.2
3FG Pct: 46.4
FT Pct: 86.3

Rebounds/game: 2.3
Assists/game: 0.9
Turnovers/game: 1.6
Assist/turnover ratio: 0.6
Steals/game: 0.7

ARKANSAS CAREER STATS >>

			Total		3-Point		F-Throws		Rebounds											Scoring	
Season	gp-gs	min/avg	fg-fga	pct	fg-fga	pct	ft-fa	pct	off	def	tot	avg	pf	fo	ast	to	blk	stl	pts	avg	
2015-16	20-9	526/26.3	109-231	.472	52-112	.464	63-73	.863	12	34	46	2.3	38	0	18	31	0	13	333	16.7	
TOTAL	20-9	526/26.3	109-231	.472	52-112	.464	63-73	.863	12	34	46	2.3	38	0	18	31	0	13	333	16.7	



<< JABRIL 4 DURHAM >>

G | Sr. | 6-1 | 185

DeSoto, Texas | DeSoto HS | Seminole State CC

@Humble_Hog4 | #JaBrilliant

CAREER HIGHS >>

Points: 14 vs. Northwestern State (Dec. 1, 2015)
FG: 4, 3x, last vs. Mississippi State (Jan. 9, 2015)
FGA: 8, 2x, last vs. Northwestern State (Dec. 1, 2015)
3FG: 3 vs. Dayton (Dec. 13, 2014)
3FGA: 5 vs. Northwestern St. (Dec. 28, 2014)
FT: 8 at Dayton (Dec. 30, 2015)
FTA: 9 at Dayton (Dec. 30, 2015)
Rebounds: 9 vs. Evansville (Dec. 8, 2015)
Assists: 12 vs. Mississippi State (Jan. 9, 2015)
Steals: 6 vs. Mississippi State (Jan. 9, 2015)
Blocks: None
Minutes: 35, 2x, last vs. Evansville (Dec. 8, 2015)

SEASON HIGHS >>

Points: 14 vs. Northwestern State (Dec. 1, 2015)
FG: 4, 3x, last vs. Mississippi State (Jan. 9, 2015)
FGA: 8, 2x, last vs. Northwestern State (Dec. 1, 2015)
3FG: 2 vs. Mississippi State (Jan. 9, 2015)
3FGA: 3, 6x, last at Georgia (Jan. 23, 2016)
FT: 8 at Dayton (Dec. 30, 2015)
FTA: 9 at Dayton (Dec. 30, 2015)
Rebounds: 9 vs. Evansville (Dec. 8, 2015)
Assists: 12 vs. Mississippi State (Jan. 9, 2015)
Steals: 6 vs. Mississippi State (Jan. 9, 2015)
Blocks: --
Minutes: 35, 2x, last vs. Evansville (Dec. 8, 2015)

SUPERLATIVE STATS >>

	Season	Career
Team Leader in Assists	19	22
Games W/ a Three-Pointer	8	21
2+ Three-Pointers	1	2
Games W/ a Off. Rebound	8	13
5+ Assists	19	21
10+ Assists	5	5
Games With 2 or Fewer Turnovers	14	48
Games W/ a Steal	16	25

#RAZORFACTS >>

- Leads the SEC and ranks No. 5 in the country with 7.2 assists per game.
- Has five-plus assists in 18 straight games, the longest streak by an Arkansas player since joining the SEC.
- Is the only player in the nation with 18 straight games of five-plus assists.
- Is the only player in the country to record two games of 10-plus points and assists and five-plus steals.
- One of six players in the country with five double-digit assist performances this year.
- Has five of the 12 double-digit assist games in the SEC this year.
- Is one of six players in the country with four games of five-plus steals this year.
- Posted a career-high six steals against Mississippi State (Jan. 9).
- Against Northwestern State, he became the first Razorback in 20 years with 14 points, 10 assists and five steals in a game.
- Tallied a career-high 12 assists against Mississippi State (Jan. 9).
- Recorded his second double-double of the year with 10 points and 12 assists against Mississippi State (Jan. 9).
- Scored a career-high 14 points against Northwestern State (Dec. 1).
- Pulled down a career-high nine rebounds against Evansville (Dec. 8).

GAME-BY-GAME STATS >>

Opponent	Date	gs	min	Total		3-Pointers		Free throws		Rebounds								pts	avg		
				fg-fga	pct	3fg-fga	pct	ft-fa	pct	off	def	tot	avg	pf	a	t/o	blk			stl	
SOUTHERN UNIVERSITY	11/13/15	*	54	3-6	.500	1-2	.500	0-0	.000	0	4	4	4.0	2	10	6	0	5	7	7.0	
AKRON	11/18/15	*	30	0-3	.000	0-2	.000	4-4	1.000	2	3	5	4.5	4	4	0	0	1	4	5.5	
CHARLESTON SOUTHER	11/20/15	*	28	1-4	.250	0-1	.000	5-6	.833	0	4	4	4.3	2	11	3	0	0	7	6.0	
vs Georgia Tech	11/26/15	*	33	2-6	.333	0-3	.000	1-3	.333	0	5	5	4.5	2	6	2	0	1	5	5.8	
vs Stanford	11/27/15	*	35	1-8	.125	0-2	.000	0-0	.000	1	1	2	4.0	2	7	2	0	0	2	5.0	
NORTHWESTERN STATE	12/01/15	*	28	4-8	.500	1-3	.333	5-6	.833	0	2	2	3.7	1	10	1	0	5	14	6.5	
at Wake Forest	12/04/15	*	30	4-7	.571	1-3	.333	0-0	.000	0	3	3	3.6	4	8	1	0	3	9	6.9	
EVANSVILLE	12/08/15	*	35	3-6	.500	1-1	1.000	2-2	1.000	1	8	9	4.3	1	7	2	0	1	9	7.1	
TENNESSEE TECH	12/12/15	*	24	2-5	.400	0-2	.000	0-0	.000	0	5	5	4.3	2	10	2	0	1	4	6.8	
MERCER	12/19/15	*	33	1-6	.167	1-3	.333	2-2	1.000	0	5	5	4.4	1	5	3	1	5	5	6.6	
NORTH FLORIDA	12/22/15	*	23	1-3	.333	0-0	.000	0-0	.000	1	1	2	4.2	2	7	1	0	2	2	6.2	
at Dayton	12/30/15	*	30	2-5	.400	0-0	.000	8-9	.889	0	2	2	4.0	2	5	4	0	1	12	6.7	
at Texas A&M	01/02/16	*	17	2-5	.400	0-1	.000	0-0	.000	0	1	1	3.8	2	5	2	0	0	4	6.5	
VANDERBILT	01/05/16	*	33	2-5	.400	0-1	.000	7-8	.875	0	3	3	3.7	4	6	2	0	4	11	6.8	
MISSISSIPPI STATE	01/09/16	*	29	4-7	.571	2-3	.667	0-0	.000	1	3	4	3.7	2	12	2	0	6	10	7.0	
at Mizzou	01/12/16	*	16	0-2	.000	0-1	.000	0-0	.000	1	3	4	3.8	1	6	3	0	1	0	6.6	
at LSU	01/16/16	*	25	3-6	.500	0-1	.000	1-1	1.000	0	0	0	3.5	4	6	1	0	1	7	6.6	
KENTUCKY	01/21/16	*	24	1-5	.200	0-1	.000	1-2	.500	0	2	2	3.4	2	5	0	0	0	3	6.4	
at Georgia	01/23/16	*	19	1-4	.250	1-3	.333	2-2	1.000	1	2	3	3.4	5	6	1	0	1	5	6.3	
TEXAS A&M	01/27/16	*	28	1-2	.500	1-1	1.000	0-0	.000	1	1	2	3.4	3	7	3	0	1	3	6.2	
Totals			20	574	38-103	.369	9-34	.265	38-45	.844	9	58	67	3.4	48	143	41	1	39	123	6.2

Games played: 20
Minutes/game: 28.7
Points/game: 6.2
FG Pct: .36.9
3FG Pct: .26.5
FT Pct: .84.4

Rebounds/game: 3.4
Assists/game: 7.2
Turnovers/game: 2.1
Assist/turnover ratio: 3.5
Steals/game: 2.0
Blocks/game: 0.1

ARKANSAS CAREER STATS >>

			Total		3-Point		F-Throws		Rebounds										Scoring	
Season	gp-gs	min/avg	fg-fga	pct	fg-fga	pct	ft-fa	pct	off	def	tot	avg	pf	fo	ast	to	blk	stl	pts	avg
2014-15	36-9	359/10.0	20-66	.303	15-42	.357	11-14	.786	8	19	27	0.8	39	0	52	27	0	10	66	1.8
2015-16	20-20	574/28.7	38-103	.369	9-34	.265	38-45	.844	9	58	67	3.4	48	1	143	41	1	39	123	6.2
TOTAL	56-29	933/16.7	58-169	.343	24-76	.316	49-59	.831	17	77	94	1.7	87	1	195	68	1	49	189	3.4



<< ANTHLON 5 BELL >>

G | Sr. | 6-3 | 185
Memphis, Tenn. | Bartlet HS

@_AntHill | #NylonBell

CAREER HIGHS >>

Points: 28 vs. Indiana State (March 18, 2014)
FG: 11 vs. Indiana State (March 18, 2014)
FGA: 20 vs. Akron (Nov. 18, 2015)
3FG: 7 vs. Ole Miss (March 5, 2014)
3FGA: 13 vs. Akron (Nov. 18, 2015)
FT: 5 vs. Kentucky (Jan. 21, 2016)
FTA: 6 vs. Kentucky (Jan. 21, 2016)
Rebounds: 7 vs. Northwestern State (Dec. 1, 2015)
Assists: 5 vs. Charleston Southern (Nov. 20, 2015)
Steals: 3 vs. Tennessee (March 13, 2015)
Blocks: 2 vs. Georgia Tech (Nov. 26, 2015)
Minutes: 35 vs. Mercer (Dec. 19, 2015)

SEASON HIGHS >>

Points: 26 vs. Vanderbilt (Jan. 5, 2016)
FG: 9, 2x, last vs. Mississippi State (Jan. 9, 2015)
FGA: 20 vs. Akron (Nov. 18, 2015)
3FG: 6 vs. Vanderbilt (Jan. 5, 2016)
3FGA: 13 vs. Akron (Nov. 18, 2015)
FT: 5 vs. Kentucky (Jan. 21, 2016)
FTA: 6 vs. Kentucky (Jan. 21, 2016)
Rebounds: 7 vs. Northwestern State (Dec. 1, 2015)
Assists: 5 vs. Charleston Southern (Nov. 20, 2015)
Steals: 2, 5x, last at Georgia (Jan. 23, 2016)
Blocks: 2 vs. Georgia Tech (Nov. 26, 2015)
Minutes: 35 vs. Mercer (Dec. 19, 2015)

SUPERLATIVE STATS >>

	Season	Career
Double Figure Points	18	44
20+ Points	6	10
Team Leader/Scoring	7	13
5+ Field Goals	18	31
Games W/ a Three-Pointer	20	81
2+ Three-Pointers	16	54
3+ Three-Pointers	10	34
4+ Three-Pointers	9	25
5+ Three-Pointers	5	11
Games W/ a Steal	8	35

#RAZORFACTS >>

- Named the SEC Player of the Week on Jan. 11 after averaging 25.5 points per game and making 11 treys.
- Is 26 points away from becoming the program's 39th player with 1,000 career points.
- At LSU he became the sixth player in program history to make 200 career three-pointers.
- Is second in the SEC with 61 made three-pointers this season.
- Has made 28 of his last 58 three-pointers (.482) over the last nine games.
- Is one of 30 players in the country with five-plus treys made in five different games.
- Has scored double-digits in 18 of the first 20 games this year.
- Has scored 20-plus points in five of the last 13 games.
- Hit the go-ahead three-pointer with 2.0 seconds left against Vanderbilt (Jan. 5).
- Hit the game-tying three-pointer at Dayton with 1.4 seconds left to force OT (Dec. 30).
- Named to the NIT Tip-Off All-Tournament Team after sinking 9-of-15 threes and scoring 31 point.
- Went 5-for-5 from long range against Stanford in a span of six minutes and 34 seconds, taking Arkansas from a two-point deficit to a 19-point lead.
- One of four players in school history to lead the team in three-pointers made for three straight years.
- Has hit 209 three-pointers in 2,003 career minutes, an average of one every 9.71 minutes.
- His 209 career three-pointers are good for sixth in school history.

GAME-BY-GAME STATS >>

Opponent	Date	gs	min	Total		3-Pointers		Free throws		Rebounds				pf	a	t/o	blk	stl	pts	avg	
				fg-fga	pct	3fg-fga	pct	ft-fa	pct	off	def	tot	avg								
SOUTHERN UNIVERSITY	11/13/15		47	6-12	.500	2-6	.333	0-0	.000	0	3	3	3.0	2	1	3	0	0	14	14.0	
AKRON	11/18/15		26	7-20	.350	5-13	.385	4-5	.800	1	0	1	2.0	2	2	2	0	1	23	18.5	
CHARLESTON SOUTHER	11/20/15	*	31	5-12	.417	2-7	.286	0-0	.000	1	0	1	1.7	1	5	0	1	0	12	16.3	
vs Georgia Tech	11/26/15	*	27	5-12	.417	4-8	.500	0-1	.000	0	0	0	1.3	1	0	1	2	0	14	15.8	
vs Stanford	11/27/15	*	19	6-11	.545	5-7	.714	0-0	.000	0	2	2	1.4	5	0	0	0	0	17	16.0	
NORTHWESTERN STATE	12/01/15	*	25	6-11	.545	1-5	.200	4-4	1.000	2	5	7	2.3	1	0	0	0	2	17	16.2	
at Wake Forest	12/04/15	*	33	6-16	.375	1-5	.200	0-0	.000	2	2	4	2.6	4	1	0	0	0	13	15.7	
EVANSVILLE	12/08/15	*	25	7-11	.636	5-6	.833	2-4	.500	0	0	0	2.3	3	1	1	0	2	21	16.4	
TENNESSEE TECH	12/12/15	*	27	7-13	.538	4-7	.571	3-4	.750	0	0	0	2.0	2	0	0	0	0	21	16.9	
MERCER	12/19/15	*	35	5-8	.625	2-3	.667	4-5	.800	0	3	3	2.1	4	4	1	0	0	16	16.8	
NORTH FLORIDA	12/22/15	*	28	8-17	.471	2-6	.333	2-2	1.000	4	1	5	2.4	1	3	1	0	0	20	17.1	
at Dayton	12/30/15	*	28	2-11	.182	1-5	.200	0-0	.000	0	5	5	2.6	3	0	1	0	0	5	16.1	
at Texas A&M	01/02/16	*	26	5-13	.385	4-9	.444	2-2	1.000	1	5	6	2.8	3	2	2	0	2	16	16.1	
VANDERBILT	01/05/16	*	34	9-18	.500	6-10	.600	2-3	.667	2	1	3	2.9	3	1	1	0	2	26	16.8	
MISSISSIPPI STATE	01/09/16	*	33	9-17	.529	5-7	.714	2-2	1.000	0	5	5	3.0	2	0	0	1	1	25	17.3	
at Mizzou	01/12/16	*	22	5-11	.455	2-5	.400	0-0	.000	0	2	2	2.9	1	0	0	0	0	12	17.0	
at LSU	01/16/16	*	33	7-14	.500	4-7	.571	1-1	1.000	0	3	3	2.9	1	3	3	0	0	19	17.1	
KENTUCKY	01/21/16	*	28	5-12	.417	1-4	.250	5-6	.833	1	3	4	3.0	4	0	1	1	1	16	17.1	
at Georgia	01/23/16	*	33	2-5	.400	2-5	.400	2-2	1.000	1	4	5	3.1	2	0	2	1	2	8	16.6	
TEXAS A&M	01/27/16	*	28	6-10	.600	3-6	.500	2-2	1.000	1	0	1	3.0	2	3	0	0	0	17	16.6	
Totals			18	588	118-254	.465	61-131	.466	35-43	.814	16	44	60	3.0	47	26	19	6	13	332	16.6

Games played: 20
Minutes/game: 29.4
Points/game: 16.6
FG Pct: 46.5
3FG Pct: 46.6
FT Pct: 81.4

Rebounds/game: 3.0
Assists/game: 1.3
Turnovers/game: 1.0
Assist/turnover ratio: 1.4
Steals/game: 0.7
Blocks/game: 0.3

ARKANSAS CAREER STATS >>

			Total		3-Point		F-Throws		Rebounds											Scoring	
Season	gp-gs	min/avg	fg-fga	pct	fg-fga	pct	ft-fa	pct	off	def	tot	avg	pf	fo	ast	to	blk	stl	pts	avg	
2012-13	29-0	268/9.2	43-131	.328	33-104	.317	9-11	.818	4	20	24	0.8	20	0	9	8	3	4	128	4.4	
2013-14	32-14	515/16.1	84-222	.378	50-151	.331	12-15	.800	14	26	40	1.3	44	0	23	21	2	11	230	7.2	
2014-15	36-16	660/18.3	95-257	.370	65-185	.351	29-41	.707	12	30	42	1.2	62	0	50	32	4	21	284	7.9	
2015-16	20-18	588/29.4	118-254	.465	61-131	.466	35-43	.814	16	44	60	3.0	47	1	26	19	6	13	332	16.6	
TOTAL	117-48	2031/17.4	340-864	.394	209-571	.366	85-110	.773	46	120	166	1.4	173	1	108	80	15	49	974	8.3	



MANUALE 21 WATKINS

G | Jr. | 6-3 | 205

Fayetteville, Ark. | Fayetteville HS

@ManualeWatkins | #HandyManny

CAREER HIGHS >>

Points: 14, 2x, last at Wake Forest (Dec. 4, 2015)

FG: 6 at Wake Forest (Dec. 4, 2015)

FGA: 10 at Texas A&M (Jan. 2, 2016)

3FG: --

3FGA: 2 vs. Iona (Nov. 30, 2014)

FT: 4 vs. Charleston Southern (Nov. 20, 2015)

FTA: 4, 5x, last vs. Evansville (Dec. 8, 2015)

Rebounds: 9 vs. Northwestern State (Dec. 1, 2015)

Assists: 5, 2x, last vs. Northwestern State (Dec. 1, 2015)

Steals: 5 vs. Wake Forest (Nov. 19, 2014)

Blocks: 1, 2x, last at Dayton (Dec. 30, 2015)

Minutes: 36 at Dayton (Dec. 30, 2015)

SEASON HIGHS >>

Points: 14, 2x, last at Wake Forest (Dec. 4, 2015)

FG: 6 at Wake Forest (Dec. 4, 2015)

FGA: 10 at Texas A&M (Jan. 2, 2016)

3FG: --

3FGA: --

FT: 4 vs. Charleston Southern (Nov. 20, 2015)

FTA: 4, 3x, last vs. Evansville (Dec. 8, 2015)

Rebounds: 9 vs. Northwestern State (Dec. 1, 2015)

Assists: 5 vs. Northwestern State (Dec. 1, 2015)

Steals: 4 vs. Georgia Tech (Nov. 26, 2015)

Blocks: 1, 2x, last at Dayton (Dec. 30, 2015)

Minutes: 36 at Dayton (Dec. 30, 2015)

SUPERLATIVE STATS >>

	Season	Career
Double Figure Points	6	6
Games W/ a Offensive Rebound	10	22
Multiple Assists	13	16
5+ Assists	1	2
Games W/ a Steal	10	36
2+ Steals	5	13
3+ Steals	2	5

#RAZORFACTS >>

- Made his fourth career start and scored six points in upset win over No. 5 Texas A&M (Jan. 27).
- Has six double-digit scoring games in his career, all coming this season.
- Made his first collegiate start against North Florida (Dec. 22) and scored 11 points.
- Has consecutive double-digit scoring efforts two different times this season.
- Tied a career high with 14 points at Wake Forest (Dec. 4).
- Went 6-for-7 from the field against the Demon Deacons.
- Pulled down a career-high nine rebounds against Northwestern State (Dec. 1).
- Dished out a career-high five assists against Northwestern State.
- Grabbed a career-high six offensive rebounds against Northwestern State.
- Hit the game-winning shot with 6.4 seconds left at Ole Miss (Feb. 14) last season.

GAME-BY-GAME STATS >>

Opponent	Date	gs	min	Total		3-Pointers		Free throws		Rebounds				pf	a	t/o	blk	stl	pts	avg
				fg-fga	pct	3fg-fga	pct	ft-fa	pct	off	def	tot	avg							
SOUTHERN UNIVERSITY	11/13/15	18	1-6	.167	0-0	.000	1-4	.250	4	1	5	5.0	3	2	0	0	0	3	3.0	
AKRON	11/18/15	19	4-6	.667	0-0	.000	2-2	1.000	0	1	1	3.0	3	2	0	0	1	10	6.5	
CHARLESTON SOUTHER	11/20/15	21	5-6	.833	0-0	.000	4-4	1.000	0	3	3	3.0	3	2	1	1	2	14	9.0	
vs Georgia Tech	11/26/15	23	2-5	.400	0-0	.000	1-2	.500	1	0	1	2.5	1	3	2	0	4	5	8.0	
vs Stanford	11/27/15	25	2-6	.333	0-0	.000	0-0	.000	2	5	7	3.4	2	3	0	0	0	4	7.2	
NORTHWESTERN STATE	12/01/15	22	4-8	.500	0-0	.000	0-3	.000	3	6	9	4.3	1	5	0	0	0	8	7.3	
at Wake Forest	12/04/15	30	6-7	.857	0-0	.000	2-3	.667	1	3	4	4.3	1	3	0	0	2	14	8.3	
EVANSVILLE	12/08/15	26	4-5	.800	0-0	.000	2-4	.500	0	2	2	4.0	2	3	1	0	2	10	8.5	
TENNESSEE TECH	12/12/15	20	2-4	.500	0-0	.000	0-0	.000	0	1	1	3.7	0	3	2	0	1	4	8.0	
MERCER	12/19/15	16	0-1	.000	0-0	.000	0-0	.000	0	2	2	3.5	1	0	0	0	0	0	7.2	
NORTH FLORIDA	12/22/15	* 20	5-8	.625	0-0	.000	1-3	.333	3	4	7	3.8	2	1	1	0	3	11	7.5	
at Dayton	12/30/15	* 36	2-3	.667	0-0	.000	0-1	.000	2	0	2	3.7	4	2	1	1	0	4	7.3	
at Texas A&M	01/02/16	* 30	5-10	.500	0-0	.000	0-1	.000	3	3	6	3.8	1	4	0	0	0	10	7.5	
VANDERBILT	01/05/16	12	0-3	.000	0-0	.000	0-0	.000	1	2	3	3.8	3	1	1	0	1	0	6.9	
MISSISSIPPI STATE	01/09/16	17	0-2	.000	0-0	.000	0-0	.000	0	1	1	3.6	2	3	2	0	0	0	6.5	
at Mizzou	01/12/16	18	2-3	.667	0-0	.000	0-0	.000	0	3	3	3.6	1	4	0	0	1	4	6.3	
at LSU	01/16/16	15	1-3	.333	0-0	.000	0-0	.000	0	4	4	3.6	0	1	0	0	1	2	6.1	
KENTUCKY	01/21/16	9	1-3	.333	0-0	.000	0-0	.000	2	0	2	3.5	1	1	1	0	0	2	5.8	
at Georgia	01/23/16	13	1-3	.333	0-0	.000	0-1	.000	0	1	1	3.4	0	0	0	0	0	2	5.6	
TEXAS A&M	01/27/16	* 23	3-6	.500	0-0	.000	0-3	.000	0	4	4	3.4	5	0	0	0	0	6	5.7	
Totals		4	413	50-98	.510	0-0	.000	13-31	.419	22	46	68	3.4	36	43	12	2	18	113	5.7

Games played: 20
Minutes/game: 20.7
Points/game: 5.7
FG Pct: 51.0
FT Pct: 41.9

Rebounds/game: 3.4
Assists/game: 2.2
Turnovers/game: 0.6
Assist/turnover ratio: 3.6
Steals/game: 0.9
Blocks/game: 0.1

ARKANSAS CAREER STATS >>

Season	gp-gs	min/avg	Total		3-Point		F-Throws		Rebounds				Scoring							
			fg-fga	pct	fg-fga	pct	ft-fa	pct	off	def	tot	avg	pf	fo	ast	to	blk	stl	pts	avg
2013-14	8-0	27/3.4	2-3	.667	0-0	.000	1-2	.500	1	3	4	0.5	2	0	1	2	0	3	5	0.6
2014-15	36-0	502/13.9	38-68	.559	0-7	.000	17-24	.708	17	56	73	2.0	54	0	39	28	0	37	93	2.6
2015-16	20-4	413/20.7	50-98	.510	0-0	.000	13-31	.419	22	46	68	3.4	36	1	43	12	2	18	113	5.7
TOTAL	64-4	942/14.7	90-169	.533	0-7	.000	31-57	.544	40	105	145	2.3	92	1	83	42	2	58	211	3.3

<< JIMMY 24 WHITT >>

G | Fr. | 6-4 | 173

Columbia, Mo. | Hickman HS

@JimmyWhitt33 | #JimmyBuckets



CAREER HIGHS >>

Points: 15 at Missouri (Jan. 12, 2016)

FG: 7 at Missouri (Jan. 12, 2016)

FGA: 13 vs. Charleston Southern (Nov. 20, 2015)

3FG: 1 at Texas A&M (Jan. 2, 2016)

3FGA: 2 vs. #5 Texas A&M (Jan. 27, 2016)

FT: 4 vs. Akron (Nov. 18, 2015)

FTA: 6 vs. Akron (Nov. 18, 2015)

Rebounds: 5 vs. Charleston Southern (Nov. 20, 2015)

Assists: 4, 2x, last vs. Tennessee Tech (Dec. 12, 2015)

Steals: 2, 6x, last vs. Mercer (Dec. 19, 2015)

Blocks: 3 vs. Vanderbilt (Jan. 5, 2016)

Minutes: 30 vs. Stanford (Nov. 27, 2015)

SEASON HIGHS >>

Points: Same

FG: Same

FGA: Same

3FG: Same

3FGA: Same

FT: Same

FTA: Same

Rebounds: Same

Assists: Same

Steals: Same

Blocks: Same

Minutes: Same

#RAZORFACTS >>

- Had a career-high 15 points against Mizzou (Jan. 12) in his return to Columbia.
- Has six double-digit scoring efforts in his first 20 collegiate games.
- Recorded a career-high four assists against Northwestern State and Tennessee Tech.
- Made his first collegiate three-pointer in his SEC debut at Texas A&M (Jan. 2).
- Tied a career-high with two blocked shots against Vanderbilt (Jan. 5).
- Played a career-long 30 minutes against Stanford in the NIT Tip-Off (Nov. 27).
- Tied a career-high with 14 points against Stanford.
- Pulled down a career-high five rebounds against Charleston Southern (Nov. 20).
- Scored 12 points in 26 minutes vs. Southern University in his debut as a Razorback.
- A consensus top-80 player in the class of 2015.
- Participated in USA Basketball Men's Junior National Team mini-camp as Jr.
- Ranked No. 11 at his position and No. 1 in the state of Missouri by ESPN.com.

GAME-BY-GAME STATS >>

Opponent	Date	gs	min	Total		3-Pointers		Free throws		Rebounds				pf	a	t/o	blk	stl	pts	avg	
				fg-fga	pct	3fg-fga	pct	ft-fa	pct	off	def	tot	avg								
SOUTHERN UNIVERSITY	11/13/15	*	46	5-12	.417	0-0	.000	2-2	1.000	0	1	1	1.0	3	3	1	0	2	12	12.0	
AKRON	11/18/15	*	22	1-6	.167	0-0	.000	4-6	.667	1	1	2	1.5	4	3	2	1	0	6	9.0	
CHARLESTON SOUTHER	11/20/15	*	26	6-13	.462	0-0	.000	2-4	.500	1	4	5	2.7	1	1	1	0	2	14	10.7	
vs Georgia Tech	11/26/15	*	29	4-12	.333	0-0	.000	2-2	1.000	0	3	3	2.8	4	1	1	0	0	10	10.5	
vs Stanford	11/27/15	*	30	6-11	.545	0-0	.000	2-2	1.000	0	2	2	2.6	3	1	2	0	2	14	11.2	
NORTHWESTERN STATE	12/01/15	*	28	4-11	.364	0-0	.000	2-2	1.000	1	2	3	2.7	3	4	3	1	2	10	11.0	
at Wake Forest	12/04/15	*	15	2-6	.333	0-0	.000	2-2	1.000	0	1	1	2.4	2	0	0	0	0	6	10.3	
EVANSVILLE	12/08/15	*	26	3-5	.600	0-1	.000	1-1	1.000	0	1	1	2.3	3	2	2	2	2	7	9.9	
TENNESSEE TECH	12/12/15	*	26	2-7	.286	0-0	.000	2-2	1.000	0	3	3	2.3	3	4	1	0	0	6	9.4	
MERCER	12/19/15	*	27	1-6	.167	0-0	.000	0-0	.000	0	1	1	2.2	2	2	1	0	2	2	8.7	
NORTH FLORIDA	12/22/15		17	3-6	.500	0-0	.000	0-0	.000	1	1	2	2.2	2	3	0	0	0	6	8.5	
at Dayton	12/30/15		15	1-4	.250	0-0	.000	0-0	.000	0	0	0	2.0	1	0	0	0	0	2	7.9	
at Texas A&M	01/02/16		17	3-5	.600	1-1	1.000	1-2	.500	1	0	1	1.9	3	1	2	0	1	8	7.9	
VANDERBILT	01/05/16		13	2-6	.333	0-0	.000	0-0	.000	0	1	1	1.9	1	1	1	2	1	4	7.6	
MISSISSIPPI STATE	01/09/16		10	0-1	.000	0-0	.000	0-0	.000	0	2	2	1.9	2	0	3	0	0	0	7.1	
at Mizzou	01/12/16		20	7-11	.636	0-0	.000	1-2	.500	0	3	3	1.9	2	0	1	0	1	15	7.6	
at LSU	01/16/16		7	3-6	.500	0-0	.000	0-0	.000	0	1	1	1.9	2	0	1	0	0	6	7.5	
KENTUCKY	01/21/16		14	0-3	.000	0-0	.000	0-0	.000	0	2	2	1.9	2	1	0	0	0	0	7.1	
at Georgia	01/23/16		7	0-2	.000	0-0	.000	0-0	.000	1	0	1	1.8	0	0	0	0	1	0	6.7	
TEXAS A&M	01/27/16		14	0-5	.000	0-2	.000	0-0	.000	1	2	3	1.9	1	2	1	0	0	0	6.4	
Totals			10	409	53-138	.384	1-4	.250	21-27	.778	7	31	38	1.9	44	29	23	6	16	128	6.4

SUPERLATIVE STATS >>

	Season	Career
Double Figure Points	6	6
Games W/ a Offensive Rebound	6	6
Multiple Assists	8	8
5+ Assists	0	0
Games W/ a Steal	10	10
2+ Steals	6	6
3+ Steals	0	0

Games played: 20
Minutes/game: 20.5
Points/game: 6.4
FG Pct: .38.4
3FG Pct: 25.0
FT Pct: 77.8

Rebounds/game: 1.9
Assists/game: 1.5
Turnovers/game: 1.2
Assist/turnover ratio: 1.3
Steals/game: 0.8
Blocks/game: 0.3

ARKANSAS CAREER STATS >>

Season	gp-gs	min/avg	Total		3-Point		F-Throws		Rebounds				Scoring					
			fg-fga	pct	fg-fga	pct	ft-fa	pct	off	def	tot	avg	pf	fo	ast	to	blk	stl
2015-16	20-10	409/20.5	53-138	.384	1-4	.250	21-27	.778	7	31	38	1.9	44	0	29	23	6	16
TOTAL	20-10	409/20.5	53-138	.384	1-4	.250	21-27	.778	7	31	38	1.9	44	0	29	23	6	16



<< ANTON 31 BEARD >>

G | So. | 6-0 | 195
Little Rock, Ark. | North Little Rock HS

@antonbeard31

CAREER HIGHS >>

Points: 18 at Georgia (Jan. 23, 2016)
FG: 5, 4x, last at Missouri (Jan. 12, 2016)
FGA: 13 at Dayton (Dec. 30, 2015)
3FG: 4 at Ole Miss (Feb. 14, 2015)
3FGA: 7 at Dayton (Dec. 30, 2015)
FT: 7 at Georgia (Jan. 23, 2016)
FTA: 9 at Georgia (Jan. 23, 2016)
Rebounds: 7 vs. Delaware State (Nov. 21, 2015)
Assists: 5, 4x, last at Dayton (Dec. 30, 2015)
Steals: 5 vs. Milwaukee (Dec. 22, 2014)
Blocks: 1 at Missouri (Jan. 12, 2016)
Minutes: 33 vs. Tennessee (March 13, 2015)

SEASON HIGHS >>

Points: 18 at Georgia (Jan. 23, 2016)
FG: 5, 3x, last at Missouri (Jan. 12, 2016)
FGA: 13 at Dayton (Dec. 30, 2015)
3FG: 3 at Dayton (Dec. 30, 2015)
3FGA: 7 at Dayton (Dec. 30, 2015)
FT: 7 at Georgia (Jan. 23, 2016)
FTA: 9 at Georgia (Jan. 23, 2016)
Rebounds: 5, 2x, last vs. Kentucky (Jan. 21, 2016)
Assists: 5 at Dayton (Dec. 30, 2015)
Steals: 2, 3x, last vs. #5 Texas A&M (Jan. 27, 2016)
Blocks: 1, 2x, last vs Kentucky (Jan. 21, 2016)
Minutes: 32 at Dayton (Dec. 30, 2015)

SUPERLATIVE STATS >>

	Season	Career
Double Figure Points	5	13
Games W/ a Three-Pointer	8	27
2+ Three-Pointers	4	13
3+ Three-Pointers	1	3
3+ Assists	4	12
5+ Rebounds	3	4
Games W/ a Off. Rebound	1	23
2+ Off. Rebounds	--	6
Games W/ a Steal	9	30
2+ Steals	3	9

#RAZORFACTS >>

- Reinstated to the program on Nov. 16 following resolutions in the legal and the campus judicial processes.
- Joined team-related activities and practice on Nov. 16.
- Was suspended for the fall semester and the first nine games of the year.
- Scored a career-high 18 points at Georgia (Jan. 23).
- Has five double-digit scoring efforts in 11 games this season.
- Is 13-for-33 (.394) from behind the arc over the last 11 games.
- Tallied a career-high tying five assists at Dayton (Dec. 30).
- Named to the SEC All-Freshman team last season after starting the final 16 games of the year.
- Scored 7.6 points per game and added 1.5 assists per game and 35 steals last year as a freshman.
- Was the top ranked prospect in the state of Arkansas for the class of 2014 by every recruiting outlet.
- Led North Little Rock High School to a 7A state championship as a senior.

GAME-BY-GAME STATS >>

Opponent	Date	gs	min	Total		3-Pointers		Free throws		Rebounds				pf	a	t/o	blk	stl	pts	avg
				fg-fga	pct	3fg-fga	pct	ft-fa	pct	off	def	tot	avg							
MERCER	12/19/15	18	2-7	.286	2-3	.667	0-1	.000	0	2	2	2.0	0	0	0	0	0	2	6	6.0
NORTH FLORIDA	12/22/15	17	5-8	.625	2-3	.667	1-2	.500	0	0	0	1.0	3	3	0	0	1	13	9.5	
at Dayton	12/30/15	32	5-13	.385	3-7	.429	2-3	.667	0	4	4	2.0	3	5	1	0	1	15	11.3	
at Texas A&M	01/02/16	23	1-6	.167	0-2	.000	0-0	.000	0	3	3	2.3	2	2	1	0	1	2	9.0	
VANDERBILT	01/05/16	22	2-5	.400	0-0	.000	0-0	.000	0	1	1	2.0	3	0	1	0	1	4	8.0	
MISSISSIPPI STATE	01/09/16	10	1-3	.333	1-1	1.000	0-0	.000	0	1	1	1.8	2	2	2	0	0	3	7.2	
at Mizzou	01/12/16	24	5-8	.625	2-4	.500	2-2	1.000	0	1	1	1.7	2	3	0	1	0	14	8.1	
at LSU	01/16/16	23	4-7	.571	1-4	.250	2-5	.400	1	4	5	2.1	1	2	1	0	1	11	8.5	
KENTUCKY	01/21/16	25	2-6	.333	0-2	.000	1-2	.500	0	5	5	2.4	2	2	0	1	1	5	8.1	
at Georgia	01/23/16	30	5-9	.556	1-3	.333	7-9	.778	1	1	2	2.4	4	3	0	0	2	18	9.1	
TEXAS A&M	01/27/16	20	1-7	.143	1-4	.250	1-2	.500	0	2	2	2.4	2	0	2	0	2	4	8.6	
Totals		0	244	33-79	.418	13-33	.394	16-26	.615	2	24	26	2.4	24	22	8	2	12	95	8.6

Games played: 11
Minutes/game: 22.2
Points/game: 8.6
FG Pct: 41.8
3FG Pct: 39.4
FT Pct: 61.5

Rebounds/game: 2.4
Assists/game: 2.0
Turnovers/game: 0.7
Assist/turnover ratio: 2.8
Steals/game: 1.1
Blocks/game: 0.2

ARKANSAS CAREER STATS >>

			Total		3-Point		F-Throws		Rebounds											Scoring	
Season	gp-gs	min/avg	fg-fga	pct	fg-fga	pct	ft-fga	pct	off	def	tot	avg	pf	fo	ast	to	blk	stl	pts	avg	
2014-15	35-16	662/18.9	66-172	.384	31-88	.352	35-55	.636	31	36	67	1.9	84	4	53	32	0	35	198	5.7	
2015-16	11-0	244/22.2	33-79	.418	13-33	.394	16-26	.615	2	24	26	2.4	24	0	22	8	2	12	95	8.6	
TOTAL	46-16	906/19.7	99-251	.394	44-121	.364	51-81	.630	33	60	93	2.0	108	4	75	40	2	47	293	6.4	



<< MOSES 33 KINGSLEY >>

F | Jr. | 6-10 | 230
Abuja, Nigeria | Huntington Prep (W. Va.)

@KingMoses_ | #BeastMo | #MoKnows

CAREER HIGHS >>

Points: 26 at Dayton (Dec. 30, 2015)
FG: 11 vs. North Florida (Dec. 22, 2015)
FGA: 17, 2x, last vs. Vanderbilt (Jan. 5, 2016)
3FG: 1 vs. South Alabama (Dec. 21, 2013)
3FGA: 1, 2x, last vs. Auburn (Jan. 25, 2014)
FT: 8, 2x, last at Missouri (Jan. 12, 2016)
FTA: 11 vs. Southern University (Nov. 13, 2015)
Rebounds: 14 vs. Mercer (Dec. 19, 2015)
Assists: 3, 4x, last vs. #5 Texas A&M (Jan. 27, 2016)
Steals: 4 vs. Vanderbilt (Jan. 5, 2016)
Blocks: 8 vs. Tennessee Tech (Dec. 12, 2015)
Minutes: 40 at Dayton (Dec. 30, 2015)

SEASON HIGHS >>

Points: 26 at Dayton (Dec. 30, 2015)
FG: 11 vs. North Florida (Dec. 22, 2015)
FGA: 17, 2x, last vs. Vanderbilt (Jan. 5, 2016)
3FG: --
3FGA: --
FT: 8, 2x, last at Missouri (Jan. 12, 2016)
FTA: 11 vs. Southern University (Nov. 13, 2015)
Rebounds: 14 vs. Mercer (Dec. 19, 2015)
Assists: 3, 4x, last vs. #5 Texas A&M (Jan. 27, 2016)
Steals: 4 vs. Vanderbilt (Jan. 5, 2016)
Blocks: 8 vs. Tennessee Tech (Dec. 12, 2015)
Minutes: 40 at Dayton (Dec. 30, 2015)

SUPERLATIVE STATS >>

	Season	Career
Double Figure Points	20	24
Double-Double	10	11
Team Leader/Rebounds	19	23
7+ Rebounds	17	23
10+ Rebounds	10	11
2+ Off. Rebounds	17	40
Games W/ a Block	19	65
2+ Blocks	14	41
3+ Blocks	8	21

#RAZORFACTS >>

- Has 20 consecutive double-digit scoring games and six 20-point efforts to start the year.
- Is one of eight power five conference players with 10 double-doubles on the year.
- Has scored 20-plus points in four of the last 10 games.
- Is the first player in school history with two 8-for-8 shooting performances in a career (Southern & Missouri).
- After one double-double in two seasons, he has 10 in 20 games to open the year.
- First Razorback in 30 years with eight double-doubles through the first 12 games.
- Is one of two players in the country with multiple games of 20 points, 10 rebounds and five blocks.
- Is one of two players in the SEC with 10-plus double-doubles on the year (Ben Simmons).
- Leads SEC with 53 blocks and is one of 15 players in the nation with four-plus blocks in six games this year.
- Scored a career-high 26 points at Dayton (Dec. 30).
- Scored an SEC-game career-high 25 points against Vanderbilt (Jan. 5).
- Pulled down a career-best 14 rebounds against Mercer (Dec. 19).
- Posted career-high eight blocks against Tennessee Tech (Dec. 12).
- First Razorback in six years to open the season with consecutive double-doubles.
- First Arkansas player since 2008-09 to have consecutive 12-plus rebound games to start the year.

GAME-BY-GAME STATS >>

Opponent	Date	gs	min	Total		3-Pointers		Free throws		Rebounds			pf	a	t/o	blk	stl	pts	avg		
				fg-fga	pct	3fg-fga	pct	ft-fa	pct	off	def	tot	avg								
SOUTHERN UNIVERSITY	11/13/15	*	24	8-8	1.000	0-0	.000	6-11	.545	6	6	12	12.0	5	1	2	5	3	22	22.0	
AKRON	11/18/15	*	33	5-12	.417	0-0	.000	7-9	.778	4	8	12	12.0	3	3	1	1	2	17	19.5	
CHARLESTON SOUTHER	11/20/15	*	24	4-7	.571	0-0	.000	7-9	.778	2	4	6	10.0	1	3	1	3	0	15	18.0	
vs Georgia Tech	11/26/15	*	23	5-8	.625	0-0	.000	3-6	.500	4	5	9	9.8	5	0	2	1	0	13	16.8	
vs Stanford	11/27/15	*	27	4-10	.400	0-0	.000	4-4	1.000	7	5	12	10.2	5	1	4	1	2	12	15.8	
NORTHWESTERN STATE	12/01/15	*	23	7-10	.700	0-0	.000	7-9	.778	4	6	10	10.2	1	1	0	1	0	21	16.7	
at Wake Forest	12/04/15	*	24	5-10	.500	0-0	.000	5-6	.833	4	3	7	9.7	4	0	2	2	1	15	16.4	
EVANSVILLE	12/08/15	*	25	4-10	.400	0-0	.000	4-5	.800	1	7	8	9.5	3	1	2	2	0	12	15.9	
TENNESSEE TECH	12/12/15	*	30	4-10	.400	0-0	.000	2-4	.500	3	10	13	9.9	1	0	1	8	1	10	15.2	
MERCER	12/19/15	*	39	8-16	.500	0-0	.000	2-3	.667	5	9	14	10.3	4	1	1	2	1	18	15.5	
NORTH FLORIDA	12/22/15	*	30	11-17	.647	0-0	.000	0-0	.000	4	6	10	10.3	2	2	1	5	0	22	16.1	
at Dayton	12/30/15	*	40	9-13	.692	0-0	.000	8-9	.889	4	7	11	10.3	3	0	2	3	1	26	16.9	
at Texas A&M	01/02/16	*	26	3-7	.429	0-0	.000	5-6	.833	4	3	7	10.1	2	1	3	1	0	11	16.5	
VANDERBILT	01/05/16	*	38	9-17	.529	0-0	.000	7-10	.700	2	6	8	9.9	3	0	0	0	4	25	17.1	
MISSISSIPPI STATE	01/09/16	*	28	3-8	.375	0-0	.000	7-9	.778	2	6	8	9.8	1	1	3	4	0	13	16.8	
at Mizzou	01/12/16	*	29	8-8	1.000	0-0	.000	8-10	.800	1	4	5	9.5	2	3	0	4	2	24	17.3	
at LSU	01/16/16	*	33	5-9	.556	0-0	.000	1-2	.500	1	7	8	9.4	3	2	2	4	2	11	16.9	
KENTUCKY	01/21/16	*	32	3-6	.500	0-0	.000	7-10	.700	2	4	6	9.2	4	0	4	2	1	13	16.7	
at Georgia	01/23/16	*	28	4-10	.400	0-0	.000	3-9	.333	2	8	10	9.3	3	2	1	2	1	11	16.4	
TEXAS A&M	01/27/16	*	33	6-13	.462	0-0	.000	6-8	.750	5	6	11	9.4	3	3	1	2	1	18	16.5	
Totals			20	589	115-209	.550	0-0	.000	99-139	.712	67	120	187	9.4	58	25	33	53	22	329	16.5

Games played: 20
Minutes/game: 29.5
Points/game: 16.5
FG Pct: 55.0
FT Pct: 71.2

Rebounds/game: 9.4
Assists/game: 1.3
Turnovers/game: 1.7
Assist/turnover ratio: 0.8
Steals/game: 1.1
Blocks/game: 2.7

ARKANSAS CAREER STATS >>

			Total		3-Point		F-Throws		Rebounds											Scoring	
Season	gp-gs	min/avg	fg-fga	pct	fg-fga	pct	ft-fa	pct	off	def	tot	avg	pf	fo	ast	to	blk	stl	pts	avg	
2013-14	32-0	368/11.5	43-81	.531	1-2	.500	41-63	.651	39	63	102	3.2	41	0	7	14	49	14	128	4.0	
2014-15	36-4	391/10.9	49-101	.485	0-0	.000	33-53	.623	45	45	90	2.5	56	0	11	23	38	15	131	3.6	
2015-16	20-20	589/29.5	115-209	.550	0-0	.000	99-139	.712	67	120	187	9.4	58	3	25	33	53	22	329	16.5	
TOTAL	88-24	1348/15.3	207-391	.529	1-2	.500	173-255	.678	151	228	379	4.3	155	3	43	70	140	51	588	6.7	



<< WILLY 50 KOUASSI >>

C | R-Sr. | 6-10 | 230
Abidjan, Ivory Coast | Central Park Christian | KSU

@WillyOfficial50

CAREER HIGHS >>

Points: 15, 2x, last at USC Upstate (Jan. 6, 2014)^

FG: 7 at USC Upstate (Jan. 6, 2014)^

FGA: 11 at USC Upstate (Jan. 6, 2014)^

3FG: --

3FGA: --

FT: 7 vs Chattanooga (Nov. 29, 2014)^

FTA: 12 vs Chattanooga (Nov. 29, 2014)^

Rebounds: 11 at USC Upstate (Jan. 6, 2014)^

Assists: 2 vs. FGCU (Jan. 25, 2014)^

Steals: 1, 1lx, last vs. Stanford (Nov. 27, 2015)

Blocks: 5 vs. Nicholls State (Nov. 25, 2011)*

Minutes: 30, 2x, last at North Florida (Jan. 29, 2015)^

^ - at Kennesaw State

* - at Auburn

SEASON HIGHS >>

Points: 12 vs. Northwestern State (Dec. 1, 2015)

FG: 5 vs. Northwestern State (Dec. 1, 2015)

FGA: 6 vs. Northwestern State (Dec. 1, 2015)

3FG: --

3FGA: --

FT: 4 at Wake Forest (Dec. 4, 2015)

FTA: 4, 3x, last vs. Evansville (Dec. 8, 2015)

Rebounds: 9 vs. Northwestern State (Dec. 1, 2015)

Assists: 1 vs. Tennessee Tech (Dec. 12, 2015)

Steals: 1, 2x, last vs. Stanford (Nov. 27, 2015)

Blocks: 4 vs. Evansville (Dec. 8, 2015)

Minutes: 18 vs. Northwestern State (Dec. 1, 2015)

#RAZORFACTS >>

- Recorded season-highs of points (12), rebounds (9) and minutes (18) against Northwestern State (Dec. 1).
- Has recorded a block in 54 of his 102 collegiate games.
- Tallied a season-high four blocks in 14 minutes against Evansville (Dec. 8).
- Grabbed three rebounds in eight minutes vs. Southern University in his debut as a Razorback.
- Came to Arkansas after playing one year at Auburn and two at Kennesaw State.
- Played in 27 games with 25 starts last season at Kennesaw State.
- Led Kennesaw State with 36 blocks last year.

GAME-BY-GAME STATS >>

Opponent	Date	gs	min	Total		3-Pointers		Free throws		Rebounds				pf	a	t/o	blk	stl	pts	avg
				fg-fga	pct	3fg-fga	pct	ft-fa	pct	off	def	tot	avg							
SOUTHERN UNIVERSITY	11/13/15	28	0-0	.000	0-0	.000	1-2	.500	1	2	3	3.0	0	0	0	0	0	0	1	1.0
AKRON	11/18/15	2	0-0	.000	0-0	.000	0-0	.000	0	0	0	1.5	0	0	0	0	0	0	0	0.5
CHARLESTON SOUTHER	11/20/15	14	0-1	.000	0-0	.000	1-2	.500	0	2	2	1.7	4	0	0	1	1	1	1	0.7
vs Georgia Tech	11/26/15	15	1-2	.500	0-0	.000	3-4	.750	0	2	2	1.8	1	0	0	2	0	5	1.8	
vs Stanford	11/27/15	8	0-0	.000	0-0	.000	0-0	.000	1	1	2	1.8	4	0	1	1	1	0	1.4	
NORTHWESTERN STATE	12/01/15	18	5-6	.833	0-0	.000	2-2	1.000	3	6	9	3.0	2	0	2	0	0	12	3.2	
at Wake Forest	12/04/15	13	1-3	.333	0-0	.000	4-4	1.000	1	0	1	2.7	2	0	0	2	0	6	3.6	
EVANSVILLE	12/08/15	14	2-2	1.000	0-0	.000	3-4	.750	1	2	3	2.8	2	0	1	4	0	7	4.0	
TENNESSEE TECH	12/12/15	17	1-1	1.000	0-0	.000	1-2	.500	2	5	7	3.2	3	1	0	2	0	3	3.9	
MERCER	12/19/15	6	0-0	.000	0-0	.000	1-2	.500	0	0	0	2.9	0	0	0	1	0	1	3.6	
NORTH FLORIDA	12/22/15	10	3-3	1.000	0-0	.000	1-2	.500	0	1	1	2.7	3	0	1	1	0	7	3.9	
at Dayton	12/30/15	5	0-0	.000	0-0	.000	0-2	.000	0	1	1	2.6	2	0	1	0	0	0	3.6	
at Texas A&M	01/02/16	12	1-1	1.000	0-0	.000	0-2	.000	1	1	2	2.5	3	0	0	0	0	2	3.5	
VANDERBILT	01/05/16	3	0-0	.000	0-0	.000	0-0	.000	0	1	1	2.4	3	0	0	0	0	0	3.2	
MISSISSIPPI STATE	01/09/16	4	0-0	.000	0-0	.000	0-0	.000	0	2	2	2.4	0	0	0	0	0	0	3.0	
at Mizzou	01/12/16	15	1-3	.333	0-0	.000	0-0	.000	0	2	2	2.4	1	0	0	0	0	2	2.9	
at LSU	01/16/16	17	2-5	.400	0-0	.000	0-0	.000	3	2	5	2.5	2	0	1	2	0	4	3.0	
KENTUCKY	01/21/16	2	0-0	.000	0-0	.000	0-0	.000	0	0	0	2.4	0	0	0	0	0	0	2.8	
at Georgia	01/23/16	6	0-1	.000	0-0	.000	1-2	.500	0	0	0	2.3	1	0	1	0	0	1	2.7	
TEXAS A&M	01/27/16	dnp	-	-	-	-	-	-	-	-	-	-	-	-	-	-	-	-	-	
Totals		0	209	17-28	.607	0-0	.000	18-30	.600	13	30	43	2.3	33	1	8	16	2	52	2.7

Games played: 19
Minutes/game: 11.0
Points/game: 2.7
FG Pct: 60.7
FT Pct: 60.0

Rebounds/game: 2.3
Assists/game: 0.1
Turnovers/game: 0.4
Assist/turnover ratio: 0.1
Steals/game: 0.1
Blocks/game: 0.8

SUPERLATIVE STATS >>

	Season	Career
Double Figure Points	1	6
Double-Double	0	0
7+ Rebounds	2	15
10+ Rebounds	0	2
2+ Off. Rebounds	3	31
Games W/ a Block	9	54
2+ Blocks	5	30
3+ Blocks	1	12

ARKANSAS CAREER STATS >>

			Total		3-Point		F-Throws		Rebounds											Scoring	
Season	gp-gs	min/avg	fg-fga	pct	fg-fga	pct	ft-fa	pct	off	def	tot	avg	pf	fo	ast	to	blk	stl	pts	avg	
2015-16	19-0	209/11.0	17-28	.607	0-0	.000	18-30	.600	13	30	43	2.3	33	0	1	8	16	2	52	2.7	
TOTAL	19-0	209/11.0	17-28	.607	0-0	.000	18-30	.600	13	30	43	2.3	33	0	1	8	16	2	52	2.7	



◀ KEATON 55 MILES ▶

F | R-Sr. | 6-7 | 212

Dallas, Texas | Dallas Lincoln HS | West Virginia

@KeatonMiles

CAREER HIGHS >>

Points: 11, 2x, last vs. Northwestern State (Dec. 1, 2015)

FG: 5 vs. Northwestern State (Dec. 1, 2015)

FGA: 8, 2x, last at Georgia (Jan. 23, 2016)

3FG: 2, vs. Oakland (Dec. 19, 2012)^

3FGA: 4, vs. Virginia Tech (Dec. 8, 2012)^

FT: 5, vs. VMI (Nov. 28, 2012)^

FTA: 5, 2x, last at Kansas State (Feb. 18, 2013)^

Rebounds: 9 vs. North Florida (Dec. 22, 2015)

Assists: 7, vs. Rutgers (Jan. 14, 2012)^

Steals: 5, vs. Oral Roberts (Nov. 11, 2011)^

Blocks: 4 vs. #5 Texas A&M (Jan. 27, 2016)

Minutes: 37 at Georgia (Jan. 23, 2016)

^ - at West Virginia

SEASON HIGHS >>

Points: 11 vs. Northwestern State (Dec. 1, 2015)

FG: 5 vs. Northwestern State (Dec. 1, 2015)

FGA: 8, 2x, last at Georgia (Jan. 23, 2016)

3FG: --

3FGA: 1, 3x, last at Georgia (Jan. 23, 2016)

FT: 3 vs. Stanford (Nov. 27, 2015)

FTA: 4, 3x, last vs. Vanderbilt (Jan. 5, 2016)

Rebounds: 9 vs. North Florida (Dec. 22, 2015)

Assists: 4 vs. Mississippi State (Jan. 9, 2015)

Steals: 2, 3x, last vs. Vanderbilt (Jan. 5, 2016)

Blocks: 4 vs. #5 Texas A&M (Jan. 27, 2016)

Minutes: 37 at Georgia (Jan. 23, 2016)

#RAZORFACTS >>

- Has started 18 of 20 games this year.
- Tallied a career-high four blocks in only nine minutes in upset win over No. 5 Texas A&M (Jan. 27).
- Played a season-long 37 minutes at Georgia (Jan. 23).
- Scored four of the final seven points in regulation as Arkansas forced OT against Vandy (Jan. 5).
- Pulled down a career-high nine rebounds against North Florida (Dec. 22).
- Scored a career-high tying 11 points against Northwestern State (Dec. 1).
- Made his first career start as a Razorback in the season opener.
- Recorded a career-high five field goals made against Northwestern State.
- Tied a career-high with five rebounds against Stanford.

GAME-BY-GAME STATS >>

Opponent	Date	gs	min	Total		3-Pointers		Free throws		Rebounds				pf	a	t/o	blk	stl	pts	avg	
				fg-fga	pct	3fg-fga	pct	ft-fga	pct	off	def	tot	avg								
SOUTHERN UNIVERSITY	11/13/15	*	35	2-5	.400	0-0	.000	0-1	.000	2	2	4	4.0	4	1	1	1	0	4	4.0	
AKRON	11/18/15		16	0-1	.000	0-1	.000	0-1	.000	1	3	4	4.0	2	0	1	1	1	0	2.0	
CHARLESTON SOUTHER	11/20/15	*	10	2-5	.400	0-0	.000	1-3	.333	2	3	5	4.3	5	0	1	0	0	5	3.0	
vs Georgia Tech	11/26/15	*	19	2-5	.400	0-0	.000	0-0	.000	2	1	3	4.0	3	2	1	0	1	4	3.3	
vs Stanford	11/27/15	*	29	1-6	.167	0-0	.000	3-4	.750	3	2	5	4.2	3	1	1	1	0	5	3.6	
NORTHWESTERN STATE	12/01/15	*	25	5-7	.714	0-0	.000	1-2	.500	2	1	3	4.0	4	2	3	0	2	11	4.8	
at Wake Forest	12/04/15	*	26	3-8	.375	0-1	.000	1-2	.500	2	2	4	4.0	4	2	4	0	2	7	5.1	
EVANSVILLE	12/08/15	*	15	0-2	.000	0-0	.000	0-0	.000	0	1	1	3.6	2	2	1	0	1	0	4.5	
TENNESSEE TECH	12/12/15	*	8	1-3	.333	0-0	.000	2-3	.667	1	0	1	3.3	4	0	2	1	0	4	4.4	
MERCER	12/19/15	*	12	1-5	.200	0-0	.000	2-2	1.000	2	0	2	3.2	1	0	1	1	0	4	4.4	
NORTH FLORIDA	12/22/15	*	19	3-5	.600	0-0	.000	1-4	.250	2	7	9	3.7	1	2	4	0	0	7	4.6	
at Dayton	12/30/15	*	12	0-1	.000	0-0	.000	2-2	1.000	1	5	6	3.9	3	0	0	0	1	2	4.4	
at Texas A&M	01/02/16	*	9	0-4	.000	0-0	.000	0-0	.000	0	1	1	3.7	1	0	2	0	0	0	4.1	
VANDERBILT	01/05/16	*	18	2-4	.500	0-0	.000	1-4	.250	1	2	3	3.6	3	1	1	3	2	5	4.1	
MISSISSIPPI STATE	01/09/16	*	20	1-1	1.000	0-0	.000	1-2	.500	0	2	2	3.5	3	4	1	2	0	3	4.1	
at Mizzou	01/12/16	*	14	0-2	.000	0-0	.000	0-0	.000	0	0	0	3.3	4	0	0	0	0	0	3.8	
at LSU	01/16/16	*	8	1-3	.333	0-0	.000	0-0	.000	1	0	1	3.2	4	0	0	0	1	2	3.7	
KENTUCKY	01/21/16	*	12	2-4	.500	0-0	.000	1-4	.250	0	0	0	3.0	0	0	1	0	0	5	3.8	
at Georgia	01/23/16	*	37	2-8	.250	0-1	.000	0-0	.000	0	4	4	3.1	4	2	1	1	0	4	3.8	
TEXAS A&M	01/27/16		9	0-1	.000	0-0	.000	2-2	1.000	0	2	2	3.0	3	1	1	4	0	2	3.7	
Totals			18	353	28-80	.350	0-3	.000	18-36	.500	22	38	60	3.0	58	20	27	15	11	74	3.7

Games played: 20
Minutes/game: 17.7
Points/game: 3.7
FG Pct: 35.0
3FG Pct: 0.0
FT Pct: 50.0

Rebounds/game: 3.0
Assists/game: 1.0
Turnovers/game: 1.4
Assist/turnover ratio: 0.7
Steals/game: 0.6
Blocks/game: 0.8

SUPERLATIVE STATS >>

	Season	Career
Double Figure Points	1	3
5+ Rebounds	4	9
Games W/ a Off. Rebound	13	44
2+ Off. Rebounds	8	19
3+ Assists	1	8
Games W/ a Steal	8	25
Games W/ a Block	10	32
Games shooting .500+	5	28

ARKANSAS CAREER STATS >>

			Total		3-Point		F-Throws		Rebounds											Scoring	
Season	gp-gs	min/avg	fg-fga	pct	fg-fga	pct	ft-fa	pct	off	def	tot	avg	pf	fo	ast	to	blk	stl	pts	avg	
2014-15	16-0	48/3.0	3-9	.333	0-1	.000	0-2	.000	2	4	6	0.4	20	0	1	2	0	1	6	0.4	
2015-16	20-18	353/17.7	28-80	.350	0-3	.000	18-36	.500	22	38	60	3.0	58	1	20	27	15	11	74	3.7	
TOTAL	36-18	401/11.1	31-89	.348	0-4	.000	18-38	.474	24	42	66	1.8	78	1	21	29	15	12	80	2.2	

1

Arkansas vs Southern University

Nov. 13, 2015 at 7 p.m. at Fayetteville, Ark. (Bud Walton Arena)

Southern University 68 • 0-1

#	Player		Total		3-Ptr		Rebounds			PF	TP	A	TO	Blk	Stl	Min
			FG-FGA	FG-FGA	FT-FTA	Off	Def	Tot								
12	Sam, Jared	f	0-2	0-0	2-2	0	5	5	3	2	2	0	0	0	29	
32	Allen, D'Anian	f	1-2	0-0	0-2	1	1	2	2	2	0	2	0	0	34	
00	Hyder, Christopher	g	8-12	0-0	6-8	1	4	5	0	22	4	3	0	5	54	
02	Rodgers, Adrian	g	4-11	2-4	2-2	1	1	2	4	12	0	5	0	1	54	
03	Banks, Trelun	g	1-10	1-3	5-6	0	0	0	2	8	2	5	0	1	54	
04	Thomas, Chris		3-5	0-1	5-7	1	1	2	4	11	0	1	0	0	19	
10	Prudhomme, Shawn		4-8	1-4	0-0	0	2	2	2	9	1	0	1	1	40	
50	Nunn, Tony		1-3	0-0	0-1	0	4	4	5	2	0	1	4	0	16	
	Team					3	3	6								
	Totals		22-53	4-12	20-28	7	21	28	22	68	9	17	5	8	300	
	FG % 1st Half: 8-30	26.7%	2nd half: 14-23	60.9%	Game: 22-53	41.5%									Deadball	
	3FG % 1st Half: 2-8	25.0%	2nd half: 2-4	50.0%	Game: 4-12	33.3%									Rebounds	
	FT % 1st Half: 7-11	63.6%	2nd half: 13-17	76.5%	Game: 20-28	71.4%									5,2	

Arkansas 86 • 1-0

#	Player		Total		3-Ptr	Rebounds			PF	TP	A	TO	Blk	Stl	Min
			FG-FGA	FG-FGA		FT-FTA	Off	Def							
33	Kingsley, Moses	f	8-8	0-0	6-11	6	6	12	5	22	1	2	5	3	24
55	Miles, Keaton	f	2-5	0-0	0-1	2	2	4	4	4	1	1	1	0	35
03	Hannahs, Dusty	g	6-13	5-7	4-4	0	2	2	3	21	2	1	0	0	31
04	Durham, Jabril	g	3-6	1-2	0-0	0	4	4	2	7	10	6	0	5	54
24	Whitt, Jimmy	g	5-12	0-0	2-2	0	1	1	3	12	3	1	0	2	46
01	Thompson, Trey		1-4	0-0	0-2	0	4	4	2	2	1	0	0	0	17
05	Bell, Anthlon		6-12	2-6	0-0	0	3	3	2	14	1	3	0	0	47
21	Watkins, Manuale		1-6	0-0	1-4	4	1	5	3	3	2	0	0	0	18
50	Kouassi, Willy		0-0	0-0	1-2	1	2	3	0	1	0	0	0	0	28
	Team					4	1	5							
Totals			32-66	8-15	14-26	17	26	43	24	86	21	14	6	10	300
FG % 1st Half: 14-32 43.8%			2nd half: 18-34 52.9%	Game: 32-66 48.5%			Deadball Rebounds 6,1								
3FG % 1st Half: 4-10 40.0%			2nd half: 4-5 80.0%	Game: 8-15 53.3%											
FT % 1st Half: 8-12 66.7%			2nd half: 6-14 42.9%	Game: 14-26 53.8%											

Officials: Doug Shows, Mike Thibodeaux, Ken Washington
Technical fouls: Southern University-None. Arkansas-None.
Attendance: 14158
Estimated Actual Attendance: 6,603
Fouled out: Southern #50, Nunn (4:32 2H)
Arkansas #33, Kingsley (1:27 2H)

Score by periods	1st	2nd	Total
Southern University	25	43	68
Arkansas	40	46	86

3

Arkansas vs Charleston Southern

Nov. 20, 2015 at 7 p.m. at Fayetteville, Ark. (Bud Walton Arena)

Charleston Southern 75 • 1-3

#	Player		Total		3-Ptr	Rebounds			PF	TP	A	TO	Blk	Stl	Min
			FG-FGA	FG-FGA	FT-FTA	Off	Def	Tot							
02	WHEELER, Aaron	f	2-7	1-3	2-4	1	3	4	2	7	2	1	1	0	22
23	HOWARD, Javis	f	1-6	1-1	0-1	3	3	6	0	3	1	3	0	0	22
11	JOHNSON, Wesley	c	3-6	0-0	5-6	3	1	4	2	11	0	0	0	1	22
10	UPCHURCH, Danny	g	0-1	0-1	2-2	0	1	1	1	2	2	1	0	0	8
20	POLLARD, Demetrius	g	0-3	0-2	0-0	0	0	0	2	0	0	1	0	0	11
00	BROOKS, Melvin		0-2	0-0	0-0	2	3	5	5	0	0	0	0	0	14
01	POTTER, Armel		7-18	3-7	3-4	0	0	0	3	20	7	1	0	0	31
04	WALLACE, Patrick		2-6	2-5	0-0	1	2	3	2	6	1	2	0	0	21
21	WASHINGTON, Jabbar		0-0	0-0	0-0	0	0	0	0	0	0	0	0	0	1
04	MMONU, UGO		4-4	2-2	2-5	3	3	6	4	12	0	0	0	1	14
33	ROBINSON, Raemond		3-11	3-9	3-4	1	1	2	3	12	1	3	0	1	24
44	KING, Reuben		1-2	0-1	0-0	1	0	1	1	2	1	0	0	0	10
	Team					1	0	1				1			
	Totals		23-66	12-31	17-26	16	17	33	25	75	15	13	1	5	200

FG % 1st Half: 10-33 30.3%
3FG % 1st Half: 7-18 38.9%
FT % 1st Half: 5-7 71.4%

2nd half: 13-33 39.4%
2nd half: 5-13 38.5%
2nd half: 12-19 63.2%

Game: 23-66 34.8%
Game: 12-31 38.7%
Game: 17-26 65.4%

Deadball Rebounds
5,1

Arkansas 93 • 2-1

#	Player	Total		3-Ptr	Rebounds			PF	TP	A	TO	Blk	Stl	Min	
		FG-FGA	FG-FGA		FT-FTA	Off	Def								Tot
33	Kingsley, Moses	f	4-7	0-0	7-9	2	4	6	1	15	3	1	3	0	24
55	Miles, Keaton	f	2-5	0-0	1-3	2	3	5	5	5	0	1	0	0	10
04	Durham, Jabril	g	1-4	0-1	5-6	0	4	4	2	7	11	3	0	0	28
05	Bell, Anthlon	g	5-12	2-7	0-0	1	0	1	1	12	5	0	1	0	31
24	Whitt, Jimmy	g	6-13	0-0	2-4	1	4	5	1	14	1	1	0	2	26
01	Thompson, Trey		2-2	0-0	0-0	0	6	6	4	4	0	4	2	1	21
03	Hannahs, Dusty		7-9	5-5	2-2	1	1	2	3	21	1	2	0	0	25
21	Watkins, Manuale		5-6	0-0	4-4	0	3	3	14	2	1	1	2	21	
50	Kouassi, Willy		0-1	0-0	1-2	0	2	2	4	1	0	0	1	1	14
	Team					3	3	6							
Totals			32-59	7-13	22-30	10	30	40	24	93	23	13	8	6	200
FG % 1st Half: 16-28 57.1%		2nd half: 16-31 51.6%	Game: 32-59 54.2%												
3FG % 1st Half: 6-8 75.0%		2nd half: 1-5 20.0%	Game: 7-13 53.8%												
FT % 1st Half: 11-16 68.8%		2nd half: 11-14 78.6%	Game: 22-30 73.3%												
															Deadball Rebounds 7,1

Officials: Ted Valentine, Jacyn Goble, Willi CJ Washington
Technical fouls: Charleston Southern-None. Arkansas-None.
Attendance: 14203
Estimated Actual Attendance: 6,764
Fouled out: Charleston Southern, #00, Brooks (2:53)
Arkansas, #55, Miles (2:26)

Score by periods	1st	2nd	Total
Charleston Southern	32	43	75
Arkansas	49	44	93

2

Arkansas vs Akron

Nov. 18, 2015 at 7 p.m. at Fayetteville, Ark. (Bud Walton Arena)

Akron 88 • 3-0

#	Player	Total		3-Ptr	Rebounds			PF	TP	A	TO	Blk	Stl	Min	
		FG-FGA	FG-FGA		FT-FTA	Off	Def								Tot
02	CHEATHAM Jr., Kwan	f	4-7	3-5	1-4	2	3	5	3	12	3	0	0	0	29
35	FORSYTHE, Pat	c	3-5	0-0	3-3	3	6	9	4	9	1	2	2	0	22
15	KRETZER, Jake	g	3-6	3-6	2-2	1	2	3	5	11	1	0	0	0	32
21	McADAMS, Reggie	g	5-10	4-8	4-6	0	4	4	3	18	0	2	0	0	34
55	JACKSON, Antino	g	8-18	3-7	4-4	0	1	1	4	23	7	4	0	2	39
01	WILLIAMS, Josh		0-1	0-1	0-0	0	0	0	1	0	2	0	0	0	6
11	JACKSON, Aaron		0-1	0-1	0-1	0	1	1	1	0	0	2	0	1	11
23	JOHNSON, Isaiah		6-9	0-0	3-5	5	2	7	4	15	2	1	2	0	27
	Team					2	5	7	1			1			
	Totals		29-57	13-28	17-25	13	24	37	26	88	16	12	4	3	200

FG % 1st Half: 12-27	44.4%	2nd half: 17-30	56.7%	Game: 29-57	50.9%	Deadball
3FG % 1st Half: 6-13	46.2%	2nd half: 7-15	46.7%	Game: 13-28	46.4%	Rebounds
FT % 1st Half: 7-8	87.5%	2nd half: 10-17	58.8%	Game: 17-25	68.0%	2

Arkansas 80 • 1-1

#	Player		Total		3-Ptr	Rebounds			PF	TP	A	TO	Blk	Stl	Min
			FG-FGA	FG-FGA		FT-FTA	Off	Def							
01	Thompson, Trey	f	2-4	0-0	0-0	3	4	7	3	4	2	1	1	1	22
33	Kingsley, Moses	f	5-12	0-0	7-9	4	8	12	3	17	3	1	1	2	33
03	Hannahs, Dusty	g	5-11	1-4	5-5	0	0	0	2	16	1	1	0	0	30
04	Durham, Jabril	g	0-3	0-2	4-4	2	3	5	4	4	4	0	0	1	30
24	Whitt, Jimmy	g	1-6	0-0	4-6	1	1	2	4	6	3	2	1	0	22
05	Bell, Anthlon		7-20	5-13	4-5	1	0	1	2	23	2	2	0	1	26
21	Watkins, Manuale		4-6	0-0	2-2	0	1	1	3	10	2	0	0	1	19
50	Kouassi, Willy		0-0	0-0	0-0	0	0	0	0	0	0	0	0	0	2
55	Miles, Keaton		0-1	0-1	0-1	1	3	4	2	0	0	1	1	1	16
Team						4	0	4							
Totals			24-63	6-20	26-32	16	20	36	23	80	17	8	4	7	200
FG % 1st Half: 10-30 33.3% 2nd half: 14-33 42.4% Game: 24-63 38.1% Deadball															
3FG % 1st Half: 1-5 20.0% 2nd half: 5-15 33.3% Game: 6-20 30.0% Rebounds															
FT % 1st Half: 8-11 72.7% 2nd half: 18-21 85.7% Game: 26-32 81.3% 5,1															

Officials: Anthony Jordan, Sean Casey, Mike Nance
Technical fouls: Akron-TEAM. Arkansas-None.
Attendance: 14041
Estimated Actual Attendance: 5902
Fouled Out: Akron, #15, Kretzer, 00:08.6

Score by periods	1st	2nd	Total
Akron	37	51	88
Arkansas	29	51	80

4

Arkansas vs Georgia Tech (NIT Season Tip-Off)

Nov. 26, 2015 at 1 p.m. at Brooklyn, N.Y. (Barclays Center)

Arkansas 73 • 2-2

#	Player		Total		3-Ptr	Rebounds			PF	TP	A	TO	Blk	Stl	Min
			FG-FGA	FG-FGA		FT-FTA	Off	Def							
55	Miles, Keaton	f	2-5	0-0	0-0	2	1	3	3	4	2	1	0	1	19
33	Kingsley, Moses	c	5-8	0-0	3-6	4	5	9	5	13	0	2	1	0	23
04	Durham, Jabril		2-6	0-3	1-3	0	5	5	2	6	2	0	1	1	23
25	Bell, Anthlon	g	5-12	4-8	0-1	0	0	0	1	14	0	1	2	0	27
04	Whitt, Jimmy	g	4-12	0-0	2-2	0	3	3	4	10	1	1	0	0	29
01	Thompson, Trey		0-0	0-0	0-0	0	1	1	2	0	0	1	0	0	7
03	Hannahs, Dusty		5-10	2-3	5-5	0	0	0	4	17	2	2	0	0	24
21	Watkins, Manuale		2-5	0-0	1-2	1	0	1	5	3	2	0	0	4	23
50	Kouassi, Willy		1-2	0-0	3-4	0	2	2	1	5	0	0	2	0	15
Team						2	0	2							
Totals			26-60	6-14	15-23	9	17	26	23	73	14	12	5	6	200
FG % 1st Half: 14-25 56.0%			2nd half: 12-35 34.3%	Game: 26-60 43.3%			Deadball Rebounds 1								
3FG % 1st Half: 5-8 62.5%			2nd half: 1-6 16.7%	Game: 6-14 42.9%											
FT % 1st Half: 5-7 71.4%			2nd half: 10-16 62.5%	Game: 15-23 65.2%											

GAME 5

Arkansas vs Stanford Nov. 27, 2015 at 11:30 a.m. at Brooklyn, N.Y. (Barclays Center)

Arkansas 66 • 2-3

		Total		3-Ptr	Rebounds										
#	Player	FG-FA	FG-FGA	FT-FTA	Off	Def	Total	PF	TP	A	TO	Blk	Stl	Min	
33	Kingsley, Moses	f	4-10	0-0	4-4	7	5	12	5	12	1	4	1	27	
55	Miles, Keaton	f	1-6	0-0	3-4	3	2	5	3	5	1	1	1	0	29
04	Durham, Jabril	g	1-8	0-2	0-0	1	1	2	2	2	7	2	0	0	35
05	Bell, Anthlon	g	6-11	5-7	0-0	0	2	2	5	17	0	0	0	0	19
24	Whitt, Jimmy	g	6-11	0-0	2-2	0	2	2	3	14	1	2	0	2	30
03	Hannahs, Dusty		3-14	1-8	5-6	1	3	4	1	12	2	2	0	2	27
21	Watkins, Manuale		2-6	0-0	0-0	2	5	7	2	4	3	0	0	0	25
50	Kouassi, Willy		0-0	0-0	0-0	1	1	2	4	0	0	1	1	1	8
Team						4	2	6				2			
Totals			23-66	6-17	14-16	19	23	42	25	66	15	14	3	7	200
FG % 1st Half: 14-32		43.8%	2nd half: 9-34	26.5%	Game: 23-62	34.8%									
3FG % 1st Half: 5-9		55.6%	2nd half: 1-8	12.5%	Game: 1-15	35.3%									
FT % 1st Half: 8-8		100.0	2nd half: 6-8	75.0%	Game: 14-18	87.5%									
														Rebounds	
														1	

FG % 1st Half: 14-32 43.8% 2nd half: 9-34 26.5% Game: 23-66 34.8%
 3FG % 1st Half: 5-9 55.6% 2nd half: 1-8 12.5% Game: 6-17 35.3%
 FT % 1st Half: 8-8 100.0 2nd half: 6-8 75.0% Game: 14-16 87.5%

Stanford 69 • 3-3

#	Player	Total		3-Ptr	Rebounds			PF	TP	A	TO	Blk	Stl	Min	
		FG-FGA	FG-FGA		FT-FTA	Off	Def								Tot
10	HUMPHREY, Michael	f	6-9	0-0	0-2	2	2	4	3	12	0	2	2	0	23
22	TRAVIS, Reid	f	4-9	0-0	2-5	3	3	6	3	10	1	3	0	0	27
25	ALLEN, Rosco	f	5-8	3-5	12-15	3	6	9	3	25	0	2	1	2	36
01	SANDERS, Christian	g	1-3	0-1	0-0	0	0	0	3	2	0	2	0	0	24
15	ALLEN, Marcus	g	4-9	0-1	4-6	0	2	2	2	12	5	3	0	1	36
03	ALLEN, Malcolm		0-0	0-0	0-0	0	0	0	1	0	0	1	0	0	4
11	PICKENS, Dorian		2-7	1-3	0-0	0	1	1	2	5	2	0	0	0	23
14	SHEFFIELD, Marcus		1-3	0-1	1-2	0	2	2	0	3	1	2	0	0	12
21	WALKER, Cameron		0-1	0-1	0-1	0	2	2	1	0	1	0	0	1	13
30	VERHOEVEN, Grant		0-0	0-0	0-1	0	0	0	1	0	0	0	0	0	2
Team						2	6	8							
Totals			23-49	4-12	19-32	10	24	34	19	69	10	15	3	4	200
FG % 1st Half: 10-20 50.0% 2nd half: 13-29 44.8% Game: 23-49 46.9%															
3FG % 1st Half: 2-5 40.0% 2nd half: 2-7 28.6% Game: 4-12 33.3%															
FT % 1st Half: 9-17 52.9% 2nd half: 10-15 66.7% Game: 19-32 59.4%															
Deadball Rebounds 6.1															

FG % 1st Half: 10-20 50.0% 2nd half: 13-29 44.8% Game: 23-49 46.9%
 3FG % 1st Half: 2-5 40.0% 2nd half: 2-7 28.6% Game: 4-12 33.3%
 FT % 1st Half: 9-17 52.9% 2nd half: 10-15 66.7% Game: 19-32 59.4%

Officials: Tim Clougherty, Paul Szelc, Gary Prager
 Technical fouls: Arkansas-TEAM. Stanford-None.
 Attendance: 4156
 2015 NIT Season Tip-Off Consolation Game

Score by periods	1st	2nd	Total
Arkansas	41	25	66
Stanford	31	38	69

GAME 7

Arkansas at Wake Forest Dec 4, 2015 at 6 p.m. at Winston-Salem, N.C. (JVMC)

Arkansas 85 • 3-4

#		Player	Total		3-Ptr	Rebounds			PF	TP	A	TO	Blk	Stl	Min	
			FG-FA	FG-FGA		FT-FA	Off	Def								Tot
33		Kingsley, Moses	f	5-10	0-0	5-6	4	3	7	4	15	0	2	2	1	24
55		Miles, Keaton	f	3-8	0-1	1-2	2	2	4	4	7	2	4	0	2	26
04		Durham, Jabril	g	4-7	1-3	0-0	0	3	3	4	9	8	1	0	3	30
05		Bell, Anthlon	g	6-16	1-5	0-0	2	2	4	4	13	1	0	0	0	33
24		Whitt, Jimmy	g	2-6	0-0	2-2	0	1	1	2	6	0	0	0	0	15
03		Hannahs, Dusty		5-12	3-8	2-2	0	4	4	3	15	1	1	0	0	29
21		Watkins, Manuale		6-7	0-0	2-3	1	3	4	1	14	3	0	0	2	30
50		Kouassi, Willy		1-3	0-0	4-4	1	0	1	2	6	0	0	2	0	13
Team							4	1	5							
Totals				32-69	5-17	16-19	14	19	33	24	85	15	8	4	8	200
FG % 1st Half: 14-31			45.2%	2nd half: 18-38	47.4%	Game: 32-69			46.4%	Deadball Rebounds						
3FG % 1st Half: 1-7			14.3%	2nd half: 4-10	40.0%	Game: 1-17			29.4%	1						
FT % 1st Half: 10-12			83.3%	2nd half: 6-7	85.7%	Game: 16-19			84.2%							

FG % 1st Half: 14-31 45.2% 2nd half: 18-38 47.4% Game: 32-69 46.4%
 3FG % 1st Half: 1-7 14.3% 2nd half: 4-10 40.0% Game: 5-17 29.4%
 FT % 1st Half: 10-12 83.3% 2nd half: 6-7 85.7% Game: 16-19 84.2%

Wake Forest 88 • 6-2

		Total		3-Ptr	Rebounds										
#	Player	FG	FTA	FG	FTA	Off	Def	Tot	PF	TP	A	TO	Blk	Stl	Min
02	Devin Thomas	f	8-11	0-0	4-6	3	9	12	3	20	2	2	3	0	28
11	Greg McClinton	f	3-4	0-0	0-0	1	1	2	2	6	0	0	0	0	9
44	Dinos Mitoglou	f	4-6	2-4	0-0	0	0	0	2	10	0	0	1	0	16
10	Mitchell Wilbekin	g	3-6	3-6	4-4	0	0	0	2	13	3	2	0	0	33
13	Bryant Crawford	g	0-8	0-4	4-5	1	3	4	3	4	9	7	0	1	32
04	Doral Moore		3-5	0-0	0-0	2	2	4	1	6	0	1	0	0	9
20	John Collins		4-5	0-0	2-3	3	3	6	3	10	0	0	1	0	17
23	Rondale Watson		1-4	0-2	0-0	1	0	1	0	2	1	0	1	0	15
25	Cornelius Hudson		5-11	4-6	3-5	1	1	2	1	17	2	3	0	0	28
43	Trent VanHorn		0-0	0-0	0-0	0	1	1	3	0	1	0	0	0	13
Team						1	3	4							
Totals			31-60	9-22	17-23	13	23	36	20	88	18	15	6	1	200
FG % 1st Half: 16-34		47.1%	2nd half: 15-26	57.7%	Game: 31-60		51.7%	Deadball							
3FG % 1st Half: 5-12		41.7%	2nd half: 4-10	40.0%	Game: 9-22		40.9%	Rebounds							
FT % 1st Half: 11-11		100.0	2nd half: 6-12	50.0%	Game: 17-23		73.9%	3,2							

FG % 1st Half: 16-34 47.1% 2nd half: 15-26 57.7% Game: 31-60 51.7%
 3FG % 1st Half: 5-12 41.7% 2nd half: 4-10 40.0% Game: 9-22 40.9%
 FT % 1st Half: 11-11 100.0 2nd half: 6-7 85.7% Game: 17-23 73.9%

Officials: Joe Lindsay, Doug Shows, Jeffrey Anderson
 Technical fouls: Arkansas-None. Wake Forest-None.
 Attendance: 9488

Score by periods	1st	2nd	Total
Arkansas	39	46	85
Wake Forest	48	40	88

GAME 6

Arkansas vs Northwestern State Dec 1, 2015 at 7 p.m. at Fayetteville, Ark. (Bud Walton Arena)

Northwestern State 78 • 1-6

		Total		3-Ptr	Rebounds										
#	Player	FG-FA	FG-FA	FT-FA	Off	Def	Tot	PF	TP	A	TO	Blk	Stl	Min	
13	KILLIAN, MATT	f	3-5	2-3	1-2	1	0	1	9	0	0	0	1	25	
20	LANE, ISHMAEL	c	6-10	0-0	5-9	1	5	6	3	17	2	3	0	25	
03	HALL, DEVONTE	g	2-7	1-3	1-1	0	1	1	3	6	7	3	0	20	
15	METOYER, MALIK	g	0-2	0-2	0-0	0	1	1	2	0	0	3	0	11	
23	WOODLEY, ZEEK	g	10-15	4-5	2-2	1	4	5	3	26	1	3	1	31	
01	YANCY, LEVI		1-2	0-0	0-0	1	1	2	2	2	2	3	1	13	
02	WELCOME, TA'JON		3-8	0-4	0-0	0	3	3	2	6	1	1	1	21	
10	KISSOONLAL, REGINAL		1-6	1-6	0-0	0	2	2	3	3	0	3	1	11	
21	THOMPSON, SABRI		3-5	2-4	1-2	0	4	4	3	9	3	2	0	25	
44	WALKER, BAILEY		0-2	0-2	0-0	0	0	0	2	0	5	4	1	18	
Team					1	3	4								
Totals			29-62	10-29	10-16	5	24	29	24	78	21	25	5	2	200
FG % 1st Half: 15-31		48.4%		2nd half: 14-31		45.2%		Game: 29-62		46.8%					
3FG % 1st Half: 5-12		41.7%		2nd half: 5-17		29.4%		Game: 10-29		34.5%					
FT % 1st Half: 6-10		60.0%		2nd half: 4-6		66.7%		Game: 10-29		34.5%		Deadball Rebounds		3	

FG % 1st Half: 15-31 48.4% 2nd half: 14-31 45.2% Game: 29-62 46.8%
 3FG % 1st Half: 5-12 41.7% 2nd half: 5-17 29.4% Game: 10-29 34.5%
 FT % 1st Half: 3-4 75.0% 2nd half: 7-12 58.3% Game: 10-16 62.5%

Arkansas 117 • 3-3

#	Player		Total		3-Ptr	Rebounds					PF	TP	A	TO	Blk	Stl	Min
			FG-FGA	FG-FGA	FT-FTA	Off	Def	Tot									
33	Kingsley, Moses	f	7-10	0-0	7-9	4	6	10	1	21	1	0	1	0	23		
55	Miles, Keaton	f	5-7	0-0	1-2	2	1	3	4	11	2	3	0	2	25		
04	Durham, Jabril	g	4-8	1-3	5-6	0	2	2	1	14	10	1	0	5	28		
05	Bell, Anthlon	g	6-11	1-5	4-4	2	5	7	1	17	0	0	0	2	25		
24	Whitt, Jimmy	g	4-11	0-0	2-2	1	2	3	3	10	4	3	1	2	28		
02	Mosiman, Jake		0-1	0-0	0-0	0	0	0	0	0	0	0	0	0	1		
03	Hannahs, Dusty		8-13	3-6	2-2	0	0	0	4	21	1	1	0	2	23		
14	Simmons, Tristan		0-0	0-0	0-0	0	0	0	0	0	0	0	0	0	0+		
15	Jenkins, Lorenzo		1-4	1-1	0-0	0	2	2	0	3	1	0	0	0	7		
21	Watkins, Manuale		4-8	0-0	0-3	3	6	9	1	8	5	0	0	0	22		
50	Kouassi, Willy		5-6	0-0	2-2	3	6	9	2	12	0	2	0	0	18		
Team						0	0	0									
Totals			44-79	6-15	23-30	15	30	45	17	117	24	10	2	13	200		
FG % 1st Half: 20-36 55.6%			2nd half: 24-43 55.8%	Game: 44-79 55.7%			Deadball Rebounds										
3FG % 1st Half: 1-6 16.7%			2nd half: 5-9 55.6%	Game: 6-15 40.0%			3,1										
FT % 1st Half: 13-16 81.3%			2nd half: 10-14 71.4%	Game: 23-30 76.7%													

FG % 1st Half: 20-36 55.6% 2nd half: 24-43 55.8% Game: 44-79 55.7%
 3FG % 1st Half: 1-6 16.7% 2nd half: 5-9 55.6% Game: 6-15 40.0%
 FT % 1st Half: 13-16 81.3% 2nd half: 10-14 71.4% Game: 23-30 76.7%

Officials: Tony Henderson, Karl Hess, Darron George

GAME 9

Arkansas vs Tennessee Tech

Dec. 12, 2015 at 7 p.m. at Fayetteville, Ark. (Bud Walton Arena)

Tennessee Tech 57 • 7-3

#	Player	Total		3-Ptr	Rebounds			PF	TP	A	TO	Blk	Stl	Min
		FG-FGA	FG-FGA		Off	Def	Tot							
13	MARTIN, Ryan	f	3-8	0-2	0-1	0	7	7	4	6	3	2	0	24
35	MORSE, Anthony	f	4-7	0-1	2-7	1	5	6	3	10	1	2	3	31
00	THOMAS, Shirmane	g	2-6	0-0	1-2	1	2	3	2	5	0	2	0	24
04	JUGOVIC, Aleksa	g	4-10	2-5	2-3	0	3	3	3	12	0	1	0	29
12	ROWE, Torrance	g	5-13	4-7	3-4	1	3	4	1	17	4	2	0	32
01	HENDERSON, Markell		0-1	0-1	0-0	1	0	1	1	0	0	0	0	7
02	ROGERS, Hakeem		1-5	1-4	0-0	1	1	2	0	3	1	0	0	7
03	HANSBROUGH, Tre		1-5	0-2	2-3	0	4	4	2	4	3	1	0	18
20	FRAZIER, Savonte		0-1	0-1	0-0	0	0	0	1	0	0	0	0	3
22	ALEXANDER, Courtney		0-1	0-0	0-0	2	0	2	1	0	1	2	1	17
25	RAMSEY, Mason		0-2	0-1	0-0	0	0	0	1	0	0	0	0	8
Team						2	0	2						
Totals			20-59	7-24	10-20	9	25	34	19	57	13	12	4	200

FG % 1st Half: 8-29 27.6% 2nd half: 12-30 40.0% Game: 20-59 33.9% Deadball
3FG % 1st Half: 2-12 16.7% 2nd half: 4-8 50.0% Game: 7-24 29.2% Rebounds
FT % 1st Half: 3-8 37.5% 2nd half: 7-12 58.3% Game: 10-20 50.0% 5,1

Arkansas 83 • 5-4

#	Player	Total		3-Ptr	Rebounds			PF	TP	A	TO	Blk	Stl	Min
		FG-FGA	FG-FGA		Off	Def	Tot							
33	Kingsley, Moses	f	4-10	0-0	2-4	3	10	13	1	10	0	1	8	30
55	Miles, Keaton	f	1-3	0-0	2-3	1	0	1	4	4	0	2	1	8
04	Durham, Jabril	g	2-5	0-2	0-0	0	5	5	2	4	10	2	0	24
05	Bell, Anthlon	g	7-13	4-7	3-4	0	0	0	2	21	0	0	0	27
24	Whitt, Jimmy	g	2-7	0-0	2-2	0	3	3	3	6	4	1	0	26
01	Thompson, Trey		5-7	0-0	0-0	0	7	7	3	10	2	1	2	26
03	Hannahs, Dusty		7-12	3-6	4-6	0	2	2	1	21	1	1	0	22
21	Watkins, Manuale		2-4	0-0	0-0	0	1	1	0	4	3	2	0	20
50	Kouassi, Willy		1-1	0-0	1-2	2	5	7	3	3	1	0	2	17
Team						2	2	4						
Totals			31-62	7-15	14-21	8	35	43	19	83	21	10	13	200

FG % 1st Half: 16-32 50.0% 2nd half: 15-30 50.0% Game: 31-62 50.0% Deadball
3FG % 1st Half: 3-7 42.9% 2nd half: 4-8 50.0% Game: 7-15 46.7% Rebounds
FT % 1st Half: 5-7 71.4% 2nd half: 9-14 64.3% Game: 14-21 66.7% 4

Officials: Karl Hess, Ron Groover, Lamar Simpson
Technical fouls: Tennessee Tech-JUGOVIC, Aleksa; THOMAS, Shirmane.
Arkansas-None.
Attendance: 14336
Estimated Actual Attendance: 6,842

Score by periods	1st	2nd	Total
Tennessee Tech	21	36	57
Arkansas	40	43	83

GAME 11

Arkansas vs North Florida

Dec. 22, 2015 at 7 p.m. at Fayetteville, Ark. (Bud Walton Arena)

North Florida 72 • 10-5

#	Player	Total		3-Ptr	Rebounds			PF	TP	A	TO	Blk	Stl	Min
		FG-FGA	FG-FGA		Off	Def	Tot							
02	BEECH, Beau	f	4-8	1-5	0-0	2	4	6	4	9	1	3	0	27
35	DAVENPORT, Chris	f	1-3	0-0	7-11	1	2	3	3	9	3	1	2	28
11	MACKEY, Trent	g	5-11	5-10	1-2	0	0	0	3	16	0	3	0	34
14	MOORE, Dallas	g	7-16	2-4	1-1	1	4	5	0	17	7	2	0	34
23	MALONGA, Nick	g	0-2	0-2	0-0	0	1	1	2	0	1	2	1	17
01	ODUM, Karlos		0-3	0-0	2-2	1	0	1	1	2	0	0	0	4
10	BLOUNT, Osborn		0-2	0-0	0-0	0	1	1	1	0	0	0	0	3
12	BODAGER, Aaron		2-4	1-3	2-2	0	3	3	1	7	0	0	0	22
15	DAUDA, Ismaila		0-2	0-0	0-0	0	0	0	0	0	1	0	0	3
32	DANIELS, Demarcus		4-8	1-3	3-3	2	3	5	1	12	2	1	1	28
Team						1	2	3						
Totals			23-59	10-27	16-21	8	20	28	16	72	14	14	4	200

FG % 1st Half: 14-30 46.7% 2nd half: 9-29 31.0% Game: 23-59 39.0% Deadball
3FG % 1st Half: 5-15 33.3% 2nd half: 5-12 41.7% Game: 10-27 37.0% Rebounds
FT % 1st Half: 8-13 61.5% 2nd half: 8-8 100.0% Game: 16-21 76.2% 2,1

Arkansas 97 • 6-5

#	Player	Total		3-Ptr	Rebounds			PF	TP	A	TO	Blk	Stl	Min
		FG-FGA	FG-FGA		Off	Def	Tot							
33	Kingsley, Moses	f	11-17	0-0	0-0	4	6	10	2	22	2	1	5	30
55	Miles, Keaton	f	3-5	0-0	1-4	2	7	9	1	7	2	4	0	19
04	Durham, Jabril	g	1-3	0-0	0-0	1	1	2	2	2	7	1	0	23
05	Bell, Anthlon	g	8-17	2-6	2-2	4	1	5	1	20	3	1	0	28
21	Watkins, Manuale	g	5-8	0-0	1-3	3	4	7	2	11	1	1	0	30
01	Thompson, Trey		1-4	0-0	2-2	2	5	7	3	4	5	0	0	21
03	Hannahs, Dusty		2-8	0-1	1-1	0	3	3	1	5	1	1	0	15
24	Whitt, Jimmy		3-6	0-0	0-0	1	1	2	2	6	3	0	0	17
31	Beard, Anton		5-8	2-3	1-2	0	0	0	3	13	3	0	0	17
50	Kouassi, Willy		3-3	0-0	1-2	0	1	1	3	7	0	1	1	10
Team						4	2	6						
Totals			42-79	4-10	9-16	21	31	52	20	97	27	10	6	200

FG % 1st Half: 22-42 52.4% 2nd half: 20-37 54.1% Game: 42-79 53.2% Deadball
3FG % 1st Half: 0-3 0.0% 2nd half: 4-7 57.1% Game: 4-10 40.0% Rebounds
FT % 1st Half: 5-9 55.6% 2nd half: 4-7 57.1% Game: 9-16 56.3% 2

Officials: Olandis Poole, Tim Gattis, Terry Moore
Technical fouls: North Florida-None. Arkansas-None.
Attendance: 14794
Estimated Actual Attendance: 7,281

Score by periods	1st	2nd	Total
North Florida	41	31	72
Arkansas	49	48	97

GAME 10

Arkansas vs Mercer

Dec. 19, 2015 at 7 p.m. at North Little Rock, Ark. (Verizon Arena)

Mercer 69 • 9-2

#	Player	Total		3-Ptr	Rebounds			PF	TP	A	TO	Blk	Stl	Min
		FG-FGA	FG-FGA		Off	Def	Tot							
00	DESMOND RINGER	f	1-3	0-0	0-0	2	2	4	2	2	1	4	3	29
15	STEPHON JELKS	f	5-12	4-7	6-7	3	12	15	3	20	1	1	2	41
01	PHILLIP LEONARD	g	1-5	0-1	3-5	0	0	0	2	5	3	1	0	25
05	JESTIN LEWIS	g	8-18	5-9	0-0	0	9	9	2	21	2	0	1	37
23	DEMETRE RIVERS	g	6-19	1-7	2-2	5	0	5	3	15	1	6	0	27
11	JORDAN STRAWBERRY		1-4	0-1	0-0	0	1	1	0	2	4	2	0	34
22	CORY KILBY		1-2	0-0	0-0	0	1	1	0	2	0	0	0	4
20	ETHAN STAIR		0-2	0-0	0-0	0	6	6	1	0	0	1	0	14
25	LAWRENCE BROWN		1-1	0-0	0-0	0	0	0	3	2	0	0	0	12
52	NIKLAS NEY		0-0	0-0	0-0	0	0	0	1	0	0	0	0	1
55	ANDREW FISHLER		0-0	0-0	0-0	0	1	1	0	0	0	0	0	1
Team						1	2	3						
Totals			24-66	10-25	11-14	11	34	45	17	69	12	15	6	225

FG % 1st Half: 7-30 23.3% 2nd half: 13-27 48.1% OT: 4-9 44.4% Game: 24-66 36.4% Deadball
3FG % 1st Half: 3-13 23.1% 2nd half: 6-10 60.0% OT: 1-2 50.0% Game: 10-25 40.0% Rebounds
FT % 1st Half: 2-2 100.0 2nd half: 3-3 100.0 OT: 6-9 66.7% Game: 11-14 78.6% 2

Arkansas 66 • 5-5

#	Player	Total		3-Ptr	Rebounds			PF	TP	A	TO	Blk	Stl	Min
		FG-FGA	FG-FGA		Off	Def	Tot							
33	Kingsley, Moses	f	8-16	0-0	2-3	5	9	14	4	18	1	1	2	39
55	Miles, Keaton	f	1-5	0-0	2-2	2	0	2	1	4	0	1	1	12
04	Durham, Jabril	g	1-6	1-3	2-2	0	5	5	1	5	5	3	1	33
05	Bell, Anthlon	g	5-8	2-3	4-5	0	3	3	4	16	4	1	0	35
24	Whitt, Jimmy	g	1-6	0-0	0-0	0	1	1	2	2	2	1	0	27
01	Thompson, Trey		2-2	0-0	0-0	0	3	3	1	4	2	1	0	15
03	Hannahs, Dusty		4-12	2-7	0-0	0	5	5	4	10	0	3	0	24
21	Watkins, Manuale		0-1	0-0	0-0	0	2	2	1	0	0	0	0	16
31	Beard, Anton		2-7	2-3	0-1	0	2	2	0	6	0	0	0	28
50	Kouassi, Willy		0-0	0-0	1-2	0	0	0	0	1	0	0	1	6
Team						1	2	3						
Totals			24-63	7-16	11-15	8	32	40	18	66	14	12	5	225

FG % 1st Half: 6-22 27.3% 2nd half: 14-32 43.8% OT: 4-9 44.4% Game: 24-63 38.1% Deadball
3FG % 1st Half: 1-5 20.0% 2nd half: 4-7 57.1% OT: 2-4 50.0% Game: 7-16 43.8% Rebounds
FT % 1st Half: 4-7 57.1% 2nd half: 5-5 100.0 OT: 2-3 66.7% Game: 11-15 73.3% 1

GAME 13

Arkansas at No. 20 Texas A&M
Jan. 2, 2016 at 3:30 p.m. at College Station, Texas (Reed Arena)

Arkansas 69 • 6-7, 0-1 SEC

#	Player	Total		3-Ptr	Rebounds			PF	TP	A	TO	Blk	Stl	Min
		FG-FGA	FG-FGA		Off	Def	Tot							
04	Durham, Jabril	* 2-5	0-1	0-0	0	1	1	2	4	5	2	0	0	17
05	Bell, Anthlon	* 5-13	4-9	2-2	1	5	6	3	16	2	2	0	2	26
21	Watkins, Manuele	* 5-10	0-0	0-1	3	3	6	1	10	4	0	0	0	30
33	Kingsley, Moses	* 3-7	0-0	5-6	4	3	7	2	11	1	3	1	0	26
55	Miles, Keaton	* 0-4	0-0	0-0	0	1	1	1	0	0	2	0	0	9
01	Thompson, Trey	1-3	0-0	4-5	0	6	6	2	6	1	3	1	0	23
03	Hannahs, Dusty	3-5	1-3	3-6	0	1	1	0	10	0	0	0	0	17
24	Whitt, Jimmy	3-5	1-1	1-2	1	0	1	3	8	1	2	0	1	17
31	Beard, Anton	1-6	0-2	0-0	0	3	3	2	2	2	1	0	1	23
50	Kouassi, Willy	1-1	0-0	0-2	1	1	2	3	2	0	0	0	0	12
	Team				1	3	4							
	Totals	24-59	6-16	15-24	11	27	38	19	69	16	15	2	4	200

FG % 1st Half: 10-31 32.3% 2nd half: 14-28 50.0% Game: 24-59 40.7%
3FG % 1st Half: 0-7 0.0% 2nd half: 6-9 66.7% Game: 6-16 37.5%
FT % 1st Half: 6-9 66.7% 2nd half: 9-15 60.0% Game: 15-24 62.5%
Deadball Rebounds 3

Texas A&M 92 • 11-2, 1-0 SEC

#	Player	Total		3-Ptr	Rebounds			PF	TP	A	TO	Blk	Stl	Min
		FG-FGA	FG-FGA		Off	Def	Tot							
11	Anthony Collins	* 2-4	0-1	0-0	0	2	2	0	4	8	1	0	2	29
12	Jalen Jones	* 9-13	4-6	6-7	0	7	7	2	28	0	1	0	2	26
21	Alex Caruso	* 4-5	2-2	1-2	0	3	3	3	11	3	2	0	2	26
23	Danuel House	* 4-9	2-4	4-5	0	3	3	3	14	4	3	1	1	28
34	Tyler Davis	* 0-3	0-0	4-10	3	3	6	3	4	2	1	1	1	19
01	DJ Hogg	3-10	1-7	0-0	1	1	2	0	7	1	0	0	2	19
03	Admon Gilder	3-5	2-4	2-2	0	0	0	3	10	1	0	0	0	16
10	Tonny Trocha-Morelos	5-11	0-1	0-0	5	5	10	2	10	1	0	1	0	22
13	Juan Aparicio	0-1	0-1	0-0	0	0	0	0	0	0	0	0	0	1
22	Frank Byers	0-0	0-0	0-0	0	0	0	0	0	0	0	0	0	1
25	Kyle Dobbins	1-2	0-0	0-0	0	0	0	0	2	0	0	0	0	1
33	TJ Distefano	0-0	0-0	0-0	0	1	1	0	0	0	0	0	0	1
42	Tavario Miller	1-2	0-0	0-0	1	2	3	5	2	0	2	1	1	11
	Team				1	2	3							
	Totals	32-65	11-26	17-26	11	29	40	21	92	20	10	4	11	200

FG % 1st Half: 14-34 41.2% 2nd half: 18-31 58.1% Game: 32-65 49.2%
3FG % 1st Half: 7-16 43.8% 2nd half: 4-10 40.0% Game: 11-26 42.3%
FT % 1st Half: 12-13 92.3% 2nd half: 5-13 38.5% Game: 17-26 65.4%
Deadball Rebounds 4,1

Officials: Antonio Petty, Tony Henderson, Sean Casey

Technical fouls: Arkansas-None. Texas A&M-None.

Attendance: 11332

Score by periods	1st	2nd	Total
Arkansas	26	43	69
Texas A&M	47	45	92

GAME 15

Arkansas vs Mississippi State
Jan. 9, 2016 at 2:30 p.m. at Fayetteville, Ark. (Bud Walton Arena)

Mississippi State 68 • 7-7, 0-2 SEC

#	Player	Total		3-Ptr	Rebounds			PF	TP	A	TO	Blk	Stl	Min
		FG-FGA	FG-FGA		Off	Def	Tot							
20	Gavin Ware	f 5-16	0-0	4-4	4	1	5	0	14	2	2	0	1	29
14	Malik Newman	g 3-7	2-5	1-4	0	3	3	2	9	0	2	0	0	30
15	I.J. Ready	g 3-8	1-3	0-0	1	1	2	0	7	7	1	0	1	30
23	Travis Daniels	g 2-5	0-2	0-0	2	0	2	3	4	1	1	0	0	25
32	Craig Sword	g 7-9	2-3	5-8	3	5	8	4	21	0	6	0	1	32
01	Fred Thomas	2-5	1-3	1-2	0	0	0	2	6	1	1	1	0	18
04	Johnny Zupardo	0-1	0-1	2-2	1	2	3	0	2	0	0	0	1	6
11	Q. Weatherspoon	2-13	1-5	0-0	2	4	6	1	5	2	0	1	2	25
35	Aric Holman	0-0	0-0	0-0	0	2	2	0	0	0	1	1	0	5
	Team				2	1	3							
	Totals	24-64	7-22	13-20	15	19	34	12	68	13	14	3	6	200

FG % 1st Half: 13-32 40.6% 2nd half: 11-32 34.4% Game: 24-64 37.5%
3FG % 1st Half: 4-10 40.0% 2nd half: 3-12 25.0% Game: 7-22 31.8%
FT % 1st Half: 2-6 33.3% 2nd half: 11-14 78.6% Game: 13-20 65.0%
Deadball Rebounds 2,2

Arkansas 82 • 8-7, 2-1 SEC

#	Player	Total		3-Ptr	Rebounds			PF	TP	A	TO	Blk	Stl	Min
		FG-FGA	FG-FGA		Off	Def	Tot							
33	Kingsley, Moses	f 3-8	0-0	7-9	2	6	8	1	13	1	3	4	0	28
55	Miles, Keaton	f 1-1	0-0	1-2	0	2	2	3	3	4	1	2	0	20
03	Hannahs, Dusty	g 9-16	8-13	0-0	0	2	2	0	26	1	0	0	3	37
04	Durham, Jabril	g 4-7	2-3	0-0	1	3	4	2	10	12	2	0	6	29
05	Bell, Anthlon	g 9-17	5-7	2-2	0	5	5	2	25	0	0	1	1	33
01	Thompson, Trey	1-1	0-0	0-0	1	4	5	3	2	0	3	2	0	12
21	Watkins, Manuele	0-2	0-0	0-0	0	1	1	2	0	3	2	0	0	17
24	Whitt, Jimmy	0-1	0-0	0-0	0	2	2	0	0	3	0	0	0	10
31	Beard, Anton	1-3	1-1	0-0	0	1	1	2	3	2	2	0	0	10
50	Kouassi, Willy	0-0	0-0	0-0	0	2	2	0	0	0	0	0	0	4
	Team				3	2	5							
	Totals	28-56	16-24	10-13	7	30	37	17	82	23	16	9	10	200

FG % 1st Half: 13-27 48.1% 2nd half: 15-29 51.7% Game: 28-56 50.0%
3FG % 1st Half: 8-13 61.5% 2nd half: 8-11 72.7% Game: 16-24 66.7%
FT % 1st Half: 2-4 50.0% 2nd half: 8-9 88.9% Game: 10-13 76.9%
Deadball Rebounds 3

Officials: Anthony Jordan, Brian Shey, Kevin Fehr

Technical fouls: Mississippi State-None. Arkansas-None.

Attendance: 16246

Estimated Actual Attendance: 11157

Score by periods	1st	2nd	Total
Mississippi State	32	36	68
Arkansas	36	46	82

GAME 14

Arkansas vs Vanderbilt
Jan. 5, 2016 at 8:05 p.m. at Fayetteville, Ark. (Bud Walton Arena)

Vanderbilt 85 • 8-6, 0-2 SEC

#	Player	Total		3-Ptr	Rebounds			PF	TP	A	TO	Blk	Stl	Min
		FG-FGA	FG-FGA		Off	Def	Tot							
11	ROBERSON, Jeff	f 1-3	1-2	2-2	1	1	2	3	5	3	2	0	0	23
30	JONES, Damian	c 9-13	0-0	6-10	1	14	15	5	24	2	3	1	0	34
04	BALDWIN IV, Wade	g 4-7	1-2	4-4	0	4	4	5	13	4	8	0	0	27
05	FISHER-DAVIS, Matthe	g 6-12	4-8	4-4	0	3	3	3	20	2	3	0	1	41
13	LACHANCE, Riley	g 3-10	2-5	2-3	0	3	3	4	10	2	2	0	0	40
00	JUSTICE, Camron	0-0	0-0	0-0	0	0	0	0	0	0	1	0	0	2
02	TOYE, Joe	0-1	0-0	0-0	0	0	0	1	0	0	0	0	0	2
03	KORNET, Luke	3-4	2-3	3-4	1	7	8	2	11	3	4	1	0	28
14	JOSEPHS, Carter	0-0	0-0	2-5	1	2	3	0	2	4	2	0	0	18
24	CRESSLER, Nolan	0-2	0-0	0-0	0	1	1	2	0	0	0	0	0	6
40	HENDERSON, Josh	0-0	0-0	0-0	1	0	1	0	0	0	0	0	0	4
	Team				1	0	1							
	Totals	26-52	10-20	23-32	6	35	41	25	85	20	26	2	1	225

FG % 1st Half: 11-23 47.8% 2nd half: 13-23 56.5% OT: 2-6 33.3% Game: 26-52 50.0% Deadball Rebounds 4,3
3FG % 1st Half: 6-11 54.5% 2nd half: 3-6 50.0% OT: 1-3 33.3% Game: 10-20 50.0%
FT % 1st Half: 4-6 66.7% 2nd half: 16-22 72.7% OT: 3-4 75.0% Game: 23-32 71.9%

Arkansas 90 • 7-7, 1-1 SEC

#	Player	Total		3-Ptr	Rebounds			PF	TP	A	TO	Blk	Stl	Min
		FG-FGA	FG-FGA		Off	Def	Tot							
33	Kingsley, Moses	f 9-17	0-0	7-10	2	6	8	3	25	0	0	0	4	38
55	Miles, Keaton	f 2-4	0-0	1-4	1	2	3	3	5	1	1	3	2	18
03	Hannahs, Dusty	g 2-11	0-3	9-10	3	2	5	1	13	2	0	0	0	34
04	Durham, Jabril	g 2-5	0-1	7-8	0	3	3	4	11	6	2	0	4	33
05	Bell, Anthlon	g 9-18	6-10	2-3	2	1	3	3	26	1	1	0	2	34
01	Thompson, Trey	1-2	0-0	0-0	0	3	3	2	1	1	0	0	0	18
21	Watkins, Manuele	0-3	0-0	0-0	1	2	3	3	0	1	1	0	1	12
24	Whitt, Jimmy	2-6	0-0	0-0	0	1	1	1	4	1	1	2	1	13
31	Beard, Anton	2-5	0-0	0-0	0	1	1	3	4	0	1	0	1	22
50	Kouassi, Willy	0-0	0-0	0-0	0	1	1	3	0	0	0	0	0	3
	Team				2	3	5							
	Totals	29-71	6-14	26-35	11	25	36	27	90	13	8	5	15	225

FG % 1st Half: 13-33 39.4% 2nd half: 13-32 40.6% OT: 3-6 50.0% Game: 29-71 40.8% Deadball Rebounds 2
3FG % 1st Half: 3-7 42.9% 2nd half: 3-6 50.0% OT: 0-1 0.0% Game: 6-14 42.9%
FT % 1st Half: 11-13 84.6% 2nd half: 8-13 61.5% OT: 7-9 77.8% Game: 26-35 74.3%

Officials: Mike Nance,

GAME 17

Arkansas at LSU
Jan. 16, 2016 at 7:30 p.m. at Baton Rouge, La. (Maravich Center)

Arkansas 74 • 9-8 (3-2)

#	Player	Total		3-Ptr	Rebounds			PF	TP	A	TO	Blk	Stl	Min
		FG-FGA	FG-FGA		Off	Def	Tot							
33	Kingsley, Moses	f	5-9	0-0	1-2	1	7	8	3	11	2	4	2	33
55	Miles, Keaton	f	1-3	0-0	0-0	1	0	1	4	2	0	0	1	8
03	Hannahs, Dusty	g	3-10	2-5	0-0	1	0	1	2	8	0	1	0	20
04	Durham, Jabril	g	3-6	0-1	1-1	0	0	0	4	7	6	1	0	1
05	Bell, Anthlon	g	7-14	4-7	1-1	0	3	3	1	19	3	3	0	0
01	Thompson, Trey		1-3	0-0	2-2	1	6	7	5	4	1	1	0	0
21	Watkins, Manuale		1-3	0-0	0-0	0	4	4	0	2	1	0	0	1
24	Whitt, Jimmy		3-6	0-0	0-0	0	1	1	2	6	0	1	0	0
31	Beard, Anton		4-7	1-4	2-5	1	4	5	1	11	2	1	0	1
50	Kouassi, Willy		2-5	0-0	0-0	3	2	5	2	4	0	1	2	0
Team						3	2	5			1			
Totals			30-66	7-17	7-11	11	29	40	24	74	15	12	6	7

FG % 1st Half: 15-35 42.9% 2nd half: 15-31 48.4% Game: 30-66 45.5% Deadball Rebounds 2
3FG % 1st Half: 5-12 41.7% 2nd half: 2-5 40.0% Game: 7-17 41.2%
FT % 1st Half: 5-8 62.5% 2nd half: 2-3 66.7% Game: 7-11 63.6%

LSU 76 • 11-6 (4-1)

#	Player	Total		3-Ptr	Rebounds			PF	TP	A	TO	Blk	Stl	Min
		FG-FGA	FG-FGA		Off	Def	Tot							
25	SIMMONS, Ben	f	5-13	0-0	6-10	3	15	18	2	16	3	5	0	0
32	VICTOR II, Craig	f	6-14	0-0	4-8	6	6	12	4	16	0	0	3	1
04	HORNBSBY, Keith	g	3-6	1-2	1-1	0	0	0	0	8	1	2	0	1
05	GRAY, Josh	g	6-8	0-0	3-4	0	1	1	2	15	3	1	0	1
15	PATTERSON, Jalyn	g	3-6	2-5	1-2	0	2	2	1	9	3	0	0	3
02	BLAKENEY, Antonio		3-7	2-4	2-3	1	2	3	1	10	0	0	0	1
21	EPPS, Aaron		1-2	0-1	0-0	0	0	0	2	2	0	2	0	0
22	MALONE, Darcy		0-0	0-0	0-0	0	0	0	0	0	1	0	0	0
55	QUARTERMAN, Tim		0-2	0-0	0-3	0	0	0	1	0	2	0	0	0
Team						1	0	1						
Totals			27-58	5-12	17-31	11	26	37	13	76	13	10	3	7

FG % 1st Half: 12-28 42.9% 2nd half: 15-30 50.0% Game: 27-58 46.6% Deadball Rebounds 5,1
3FG % 1st Half: 3-7 42.9% 2nd half: 2-5 40.0% Game: 5-12 41.7%
FT % 1st Half: 9-18 50.0% 2nd half: 8-13 61.5% Game: 17-31 54.8%

Officials: Mike Nance, Patrick Evans, Terry Moore
Technical fouls: Arkansas-None. LSU-None.
Attendance: 13610
3rd highest paid attendance since the 2006 PMAC renovation

Score by periods		1st	2nd	Total	Points	In Paint	Off T/O	2nd Chance	Fast Break	Bench
		40	34	74						
Arkansas		40	34	74		38	13	10	4	27
LSU		36	40	76		38	19	15	8	12

Last FG - AR 2nd-00:37, LSU 2nd-00:05.
Largest lead - AR by 7 1st-02:40, LSU by 6 1st-15:46.
AR led for 15:18. LSU led for 16:36. Game was tied for 08:06.

Score tied - 11 times.
Lead changed - 6 times.

GAME 19

Arkansas at Georgia
Jan. 23, 2016 at 5 p.m. at Athens, Ga. (Stegeman Coliseum)

Arkansas 73 • 9-10, 3-4

#	Player	Total		3-Ptr	Rebounds			PF	TP	A	TO	Blk	Stl	Min
		FG-FGA	FG-FGA		Off	Def	Tot							
33	Kingsley, Moses	f	4-10	0-0	3-9	2	8	10	3	11	2	1	2	1
55	Miles, Keaton	f	2-8	0-1	0-0	0	4	4	4	4	2	1	1	0
03	Hannahs, Dusty	g	9-18	4-7	2-3	2	4	6	2	24	1	3	0	1
04	Durham, Jabril	g	1-4	1-3	2-2	1	2	3	5	6	1	0	1	1
05	Bell, Anthlon	g	2-5	2-5	2-2	1	4	5	2	8	0	2	1	0
01	Thompson, Trey		0-1	0-0	0-0	0	2	2	0	0	2	2	0	0
21	Watkins, Manuale		1-3	0-0	0-1	0	1	1	0	2	0	0	0	0
24	Whitt, Jimmy		0-2	0-0	0-0	1	0	1	0	0	0	0	0	1
31	Beard, Anton		5-9	1-3	7-9	1	1	2	4	18	3	0	0	2
50	Kouassi, Willy		0-1	0-0	1-2	0	0	0	1	1	0	1	0	0
Team						1	2	3			1			
Totals			24-61	8-19	17-28	9	28	37	23	73	14	12	6	8

FG % 1st Half: 9-28 32.1% 2nd half: 13-25 52.0% OT: 2-8 25.0% Game: 24-61 39.3% Deadball Rebounds 6
3FG % 1st Half: 4-10 40.0% 2nd half: 4-7 57.1% OT: 0-2 0.0% Game: 8-19 42.1%
FT % 1st Half: 3-4 75.0% 2nd half: 9-16 56.3% OT: 5-8 62.5% Game: 17-28 60.7%

Georgia 76 • 11-6, 4-3

#	Player	Total		3-Ptr	Rebounds			PF	TP	A	TO	Blk	Stl	Min
		FG-FGA	FG-FGA		Off	Def	Tot							
01	MATEN, Yante	f	6-12	0-0	3-4	4	8	12	2	15	2	0	2	0
04	KESSLER, Houston	f	2-2	0-0	3-4	3	1	4	4	7	0	1	2	0
04	MANN, Charles	g	4-10	0-1	2-6	0	6	6	3	10	5	4	0	1
12	GAINES, Kenny	g	6-15	4-8	0-2	2	3	5	4	16	1	2	0	1
30	FRAZIER, J.J.	g	8-16	4-9	6-10	0	4	4	2	16	3	1	0	3
00	JACKSON II, William		0-1	0-0	0-0	0	0	0	0	0	1	0	0	0
25	GENO, Kenny Paul		0-2	0-2	0-0	1	2	3	2	0	1	0	0	1
32	EDWARDS, Mike		0-1	0-0	0-2	1	6	7	1	0	0	1	1	0
34	OGBEIDE, Derek		0-1	0-0	2-2	0	2	2	3	2	0	3	0	0
Team						2	1	3			1			
Totals			26-60	8-20	16-30	13	33	46	23	76	13	13	5	6

FG % 1st Half: 10-25 40.0% 2nd half: 11-28 39.3% OT: 5-7 71.4% Game: 26-60 43.3% Deadball Rebounds 7
3FG % 1st Half: 4-8 50.0% 2nd half: 4-11 36.4% OT: 0-1 0.0% Game: 8-20 40.0%
FT % 1st Half: 4-6 66.7% 2nd half: 10-17 58.8% OT: 2-7 28.6% Game: 16-30 53.3%

Officials: Brian Shey, Willi CJ Washington, Garrick Shannon
Technical fouls: Arkansas-None. Georgia-None.
Attendance: 10523

Score by periods	1st	2nd	OT	Total		In	Off	2nd	Fast	
Arkansas	25	39	9	73	Points	Paint	T/O	Chance	Break	Bench
Georgia	28	36	12	76	AR	16	11	3	0	21
					UGA	20	14	5	5	2

Last FG - AR OT-00:22, UGA OT-00:31.
Largest lead - AR by 8 1st-14:53, UGA by 8 2nd-12:40.
AR led for 16:54. UGA led for 22:34. Game was tied for 05:16.

Score tied - 10 times.
Lead changed - 17 times.

GAME 18

Arkansas vs No. 23 Kentucky
Jan. 21, 2016 at 6 p.m. at Fayetteville, Ark. (Bud Walton Arena)

Kentucky 80 • 14-4, 4-2 SEC

#	Player	Total		3-Ptr	Rebounds			PF	TP	A	TO	Blk	Stl	Min
		FG-FGA	FG-FGA		Off	Def	Tot							
22	Alex Poythress	f	3-5	0-0	1-2	2	4	6	4	7	0	0	1	0
25	Derek Willis	f	5-8	2-4	0-0	2	5	7	2	12	0	1	4	1
03	Tyler Ulis	g	4-10	2-3	14-15	0	1	1	3	24	5	1	0	1
13	Isaiah Briscoe	g	1-7	0-2	0-0	0	3	4	7	4	2	3	0	0
23	Jamal Murray	g	7-18	1-7	4-5	1	6	7	2	19	1	2	1	1
00	Marcus Lee		2-3	0-0	0-0	1	1	2	5	4	0	1	0	1
01	Skal Labissiere		4-10	0-0	3-4	2	1	3	4	11	0	0	3	1
04	Charles Matthews		0-1	0-0	1-2	2	1	3	0	1	0	0	0	0
10	Jonny David		0-0	0-0	0-0	0	0	0	0	0	0	0	0	0
11	Mychal Mulder		0-0	0-0	0-0	0	1	1	0	0	0	1	0	0
12	Isaac Humphries		0-0	0-0	0-0	0	0	0	0	1	0	0	0	0
24	EJ Floreal		0-0	0-0	0-2	0	1	1	0	0	0	0	0	0
Team						3	2	5						
Totals			26-62	5-16	23-30	16	27	43	25	80	9	6	9	5

FG % 1st Half: 14-36 38.9% 2nd half: 12-26 46.2% Game: 26-62 41.9% Deadball Rebounds 3
3FG % 1st Half: 2-9 22.2% 2nd half: 3-7 42.9% Game: 5-16 31.3%
FT % 1st Half: 6-7 85.7% 2nd half: 17-23 73.7% Game: 23-30 76.7%

Arkansas 66 • 9-9, 3-3 SEC

#	Player		Total		3-Ptr	Rebounds			PF	TP	A	TO	Blk	Stl	Min
			FG-FGA	FG-FGA	FT-FTA	Off	Def	Tot							
33	Kingsley, Moses	f	3-6	0-0	7-10	2	4	6	4	13	0	4	2	1	32
55	Miles, Keaton	f	2-4	0-0	1-4	0	0	0	0	5	0	1	0	0	12
03	Hannahs, Dusty	g	7-14	1-5	5-7	2	1	3	3	20	0	2	0	0	33
04	Durham, Jabril	g	1-5	0-1	1-2	0	2	2	2	3	5	0	0	0	24
05	Bell, Anthlon	g	5-12	1-4	5-6	1	3	4	4	16	0	1	1	1	28
01	Thompson, Trey		1-2	0-0	0-0	1	3	4	5	2	3	0	1	0	21
21	Watkins, Manuale		1-3	0-0	0-0	2	0	2	1	2	1	1	0	0	9
24	Whitt, Jimmy		0-3	0-0	0-0	0	2	2	2	0	1	0	0	0	14
31	Beard, Anton		2-6	0-2	1-2	0	5	5	2	5	2	0	1	1	25
50	Kouassi, Willy		0-0	0-0	0-0	0	0	0	0	0	0	0	0	0	2
	Team					4	2	6							
Totals			22-55	2-12	20-31	12	22	34	23	66	12	9	5	3	200

ARKANSAS GAME-BY-GAME STATISTICS

Opponent	Date	Score		Total		3-Pointers		Free throws		Rebounds				pf	a	t/o	blk	stl	pts	avg
				fg-fga	pct	3fg-fga	pct	ft-fa	pct	off	def	tot	avg							
SOUTHERN UNIVERSITY	11/13/15	86-68	W	32-66	.485	8-15	.533	14-26	.538	17	26	43	43.0	24	21	14	6	10	86	86.0
AKRON	11/18/15	80-88	L	24-63	.381	6-20	.300	26-32	.813	16	20	36	39.5	23	17	8	4	7	80	83.0
CHARLESTON SOUTHER	11/20/15	93-75	W	32-59	.542	7-13	.538	22-30	.733	10	30	40	39.7	24	23	13	8	6	93	86.3
vs Georgia Tech	11/26/15	73-83	L	26-60	.433	6-14	.429	15-23	.652	9	17	26	36.2	23	14	12	5	6	73	83.0
vs Stanford	11/27/15	66-69	L	23-66	.348	6-17	.353	14-16	.875	19	23	42	37.4	25	15	14	3	7	66	79.6
NORTHWESTERN STATE	12/01/15	117-78	W	44-79	.557	6-15	.400	23-30	.767	15	30	45	38.7	17	24	10	2	13	117	85.8
at Wake Forest	12/04/15	85-88	L	32-69	.464	5-17	.294	16-19	.842	14	19	33	37.9	24	15	8	4	8	85	85.7
EVANSVILLE	12/08/15	89-76	W	28-52	.538	9-13	.692	24-30	.800	6	22	28	36.6	16	18	11	8	10	89	86.1
TENNESSEE TECH	12/12/15	83-57	W	31-62	.500	7-15	.467	14-21	.667	8	35	43	37.3	19	21	10	13	4	83	85.8
MERCER	12/19/15	66-69	Lot	24-63	.381	7-16	.438	11-15	.733	8	32	40	37.6	18	14	12	5	10	66	83.8
NORTH FLORIDA	12/22/15	97-72	W	42-79	.532	4-10	.400	9-16	.563	21	31	52	38.9	20	27	10	6	7	97	85.0
at Dayton	12/30/15	81-85	Lot	28-61	.459	5-15	.333	20-28	.714	10	29	39	38.9	26	14	16	4	4	81	84.7
at Texas A&M	01/02/16	69-92	L	24-59	.407	6-16	.375	15-24	.625	11	27	38	38.8	19	16	15	2	4	69	83.5
VANDERBILT	01/05/16	90-85	Wot	29-71	.408	6-14	.429	26-35	.743	11	25	36	38.6	27	13	8	5	15	90	83.9
MISSISSIPPI STATE	01/09/16	82-68	W	28-56	.500	16-24	.667	10-13	.769	7	30	37	38.5	17	23	16	9	10	82	83.8
at Mizzou	01/12/16	94-61	W	37-59	.627	8-15	.533	12-15	.800	4	24	28	37.9	20	20	6	6	5	94	84.4
at LSU	01/16/16	74-76	L	30-66	.455	7-17	.412	7-11	.636	11	29	40	38.0	24	15	12	6	7	74	83.8
KENTUCKY	01/21/16	66-80	L	22-55	.400	2-12	.167	20-31	.645	12	22	34	37.8	23	12	9	5	3	66	82.8
at Georgia	01/23/16	73-76	Lot	24-61	.393	8-19	.421	17-28	.607	9	28	37	37.7	23	14	12	6	8	73	82.3
TEXAS A&M	01/27/16	74-71	W	25-59	.424	8-21	.381	16-24	.667	8	20	28	37.2	25	17	12	7	7	74	81.9
Arkansas		1638		585-1265	.462	137-318	.431	331-467	.709	226	519	745	37.2	437	353	228	114	151	1638	81.9
Opponents		1517		505-1162	.435	152-411	.370	355-514	.691	218	510	728	36.4	422	282	296	82	101	1517	75.8

Games played: 20
Points/game: 81.9
FG Pct: 46.2
3FG Pct: 43.1
FT Pct: 70.9

Rebounds/game: 37.2
Assists/game: 17.7
Turnovers/game: 11.4
Assist/turnover ratio: 1.5
Steals/game: 7.6
Blocks/game: 5.7

OPPONENT GAME-BY-GAME STATISTICS

Opponent	Date	Score		Total		3-Pointers		Free throws		Rebounds				pf	a	t/o	blk	stl	pts	avg
				fg-fga	pct	3fg-fga	pct	ft-fa	pct	off	def	tot	avg							
SOUTHERN UNIVERSITY	11/13/15	86-68	W	22-53	.415	4-12	.333	20-28	.714	7	21	28	28.0	22	9	17	5	8	68	68.0
AKRON	11/18/15	80-88	L	29-57	.509	13-28	.464	17-25	.680	13	24	37	32.5	26	16	12	4	3	88	78.0
CHARLESTON SOUTHER	11/20/15	93-75	W	23-66	.348	12-31	.387	17-26	.654	16	17	33	32.7	25	15	13	1	5	75	77.0
vs Georgia Tech	11/26/15	73-83	L	28-60	.467	8-16	.500	19-27	.704	18	32	50	37.0	20	15	16	2	5	83	78.5
vs Stanford	11/27/15	66-69	L	23-49	.469	4-12	.333	19-32	.594	10	24	34	36.4	19	10	15	3	4	69	76.6
NORTHWESTERN STATE	12/01/15	117-78	W	29-62	.468	10-29	.345	10-16	.625	5	24	29	35.2	24	21	25	5	2	78	76.8
at Wake Forest	12/04/15	85-88	L	31-60	.517	9-22	.409	17-23	.739	13	23	36	35.3	20	18	15	6	1	88	78.4
EVANSVILLE	12/08/15	89-76	W	28-57	.491	3-17	.176	17-19	.895	8	20	28	34.4	23	17	14	6	7	76	78.1
TENNESSEE TECH	12/12/15	83-57	W	20-59	.339	7-24	.292	10-20	.500	9	25	34	34.3	19	13	12	4	3	57	75.8
MERCER	12/19/15	66-69	Lot	24-66	.364	10-25	.400	11-14	.786	11	34	45	35.4	17	12	15	6	6	69	75.1
NORTH FLORIDA	12/22/15	97-72	W	23-59	.390	10-27	.370	16-21	.762	8	20	28	34.7	16	14	14	4	5	72	74.8
at Dayton	12/30/15	81-85	Lot	26-56	.464	8-24	.333	25-36	.694	8	28	36	34.8	28	16	14	6	7	85	75.7
at Texas A&M	01/02/16	69-92	L	32-65	.492	11-26	.423	17-26	.654	11	29	40	35.2	21	20	10	4	11	92	76.9
VANDERBILT	01/05/16	90-85	Wot	26-52	.500	10-20	.500	23-32	.719	6	35	41	35.6	25	20	26	2	1	85	77.5
MISSISSIPPI STATE	01/09/16	82-68	W	24-64	.375	7-22	.318	13-20	.650	15	19	34	35.5	12	13	14	3	6	68	76.9
at Mizzou	01/12/16	94-61	W	19-49	.388	3-15	.200	20-23	.870	8	19	27	35.0	19	8	14	2	3	61	75.9
at LSU	01/16/16	74-76	L	27-58	.466	5-12	.417	17-31	.548	11	26	37	35.1	13	13	10	3	7	76	75.9
KENTUCKY	01/21/16	66-80	L	26-62	.419	5-16	.313	23-30	.767	16	27	43	35.6	25	9	6	9	5	80	76.1
at Georgia	01/23/16	73-76	Lot	26-60	.433	8-20	.400	16-30	.533	13	33	46	36.1	23	13	13	5	6	76	76.1
TEXAS A&M	01/27/16	74-71	W	19-48	.396	5-13	.385	28-35	.800	12	30	42	36.4	25	10	21	2	6	71	75.8
Opponents		1517		505-1162	.435	152-411	.370	355-514	.691	218	510	728	36.4	422	282	296	82	101	1517	75.8
Arkansas		1638		585-1265	.462	137-318	.431	331-467	.709	226	519	745	37.2	437	353	228	114	151	1638	81.9

Games played: 20
Points/game: 75.8
FG Pct: 43.5
3FG Pct: 37.0
FT Pct: 69.1

Rebounds/game: 36.4
Assists/game: 14.1
Turnovers/game: 14.8
Assist/turnover ratio: 1.0
Steals/game: 5.1
Blocks/game: 4.1

LAST FIVE GAMES

#	Player	gp-gs	min	avg	Total		3-Point		F-Throw		Rebounds				pf	dq	a	to	blk	stl	pts	avg
					fg-fga	fg%	3fg-fga	3fg%	ft-fga	ft%	off	def	tot	avg								
03	Hannahs, Dusty	5-5	138	27.6	32-64	.500	14-30	.467	11-14	.786	5	8	13	2.6	10	0	2	10	0	4	89	17.8
33	Kingsley, Moses	5-5	155	31.0	26-46	.565	0-0	.000	25-39	.641	11	29	40	8.0	15	0	10	8	14	7	77	15.4
05	Bell, Anthlon	5-5	144	28.8	25-52	.481	12-27	.444	10-11	.909	3	12	15	3.0	10	0	6	6	2	3	72	14.4
31	Beard, Anton	5-0	122	24.4	17-37	.459	5-17	.294	13-20	.650	2	13	15	3.0	11	0	10	3	2	6	52	10.4
24	Whitt, Jimmy	5-0	62	12.4	10-27	.370	0-2	.000	1-2	.500	2	8	10	2.0	7	0	3	3	0	2	21	4.2
04	Durham, Jabril	5-5	112	22.4	6-19	.316	2-7	.286	4-5	.800	3	8	11	2.2	15	1	30	8	0	4	18	3.6
21	Watkins, Manuale	5-1	78	15.6	8-18	.444	0-0	.000	0-4	.000	2	12	14	2.8	7	1	6	1	0	2	16	3.2
01	Thompson, Trey	5-0	94	18.8	6-10	.600	0-0	.000	4-6	.667	3	15	18	3.6	21	3	8	5	5	1	16	3.2
55	Miles, Keaton	5-4	80	16.0	5-18	.278	0-1	.000	3-6	.500	1	6	7	1.4	15	0	3	3	5	1	13	2.6
50	Kouassi, Willy	4-0	40	10.0	3-9	.333	0-0	.000	1-2	.500	3	4	7	1.8	4	0	0	2	2	0	7	1.8
	Team										9	8	17					2				
	Total.....	5	1025		138-300	.460	33-84	.393	72-109	.661	44	123	167	33.4	115	5	78	51	30	30	381	76.2
	Opponents.....	5	1025		117-277	.422	26-76	.342	104-149	.698	60	135	195	39.0	105	-	53	64	21	27	364	72.8

TEAM STATISTICS	AR	OPP
SCORING	381	364
Points per game	76.2	72.8
Scoring margin	+3.4	-
FIELD GOALS-ATT	138-300	117-277
Field goal pct	.460	.422
3 POINT FG-ATT	33-84	26-76
3-point FG pct	.393	.342
3-pt FG made per game	6.6	5.2
FREE THROWS-ATT	72-109	104-149
Free throw pct	.661	.698
F-Throws made per game	14.4	20.8
REBOUNDS	167	195
Rebounds per game	33.4	39.0
Rebounding margin	-5.6	-
ASSISTS	78	53
Assists per game	15.6	10.6
TURNOVERS	51	64
Turnovers per game	10.2	12.8
Turnover margin	+2.6	-
Assist/turnover ratio	1.5	0.8
STEALS	30	27
Steals per game	6.0	5.4
BLOCKS	30	21
Blocks per game	6.0	4.2
ATTENDANCE	32998	30760
Home games-Avg/Game	2-16499	3-10253
Neutral site-Avg/Game	-	0-0

Date	Opponent		Score	Att.
* 01/12/16	at Mizzou	W	94-61	6627
* 01/16/16	at LSU	L	74-76	13610
* 01/21/16	KENTUCKY	L	66-80	18588
* 01/23/16	at Georgia	Lot	73-76	10523
* 01/27/16	TEXAS A&M	W	74-71	14410

% = North Little Rock, Ark. (Verizon Arena)

* = Conference Game

Score by Periods	1st	2nd	OT	Totals
Arkansas	175	197	9	381
Opponents	167	185	12	364

2015-16 ARKANSAS SEC-ONLY STATISTICS

#	Player	gp-gs	min	avg	Total		3-Point		F-Throw		Rebounds											
					fg-fga	fg%	3fg-fga	3fg%	ft-fa	ft%	off	def	tot	avg	pf	dq	a	to	blk	stl	pts	avg
05	Bell, Anthlon	8-8	237	29.6	48-100	.480	27-53	.509	16-18	.889	6	23	29	3.6	18	0	9	9	3	8	139	17.4
03	Hannahs, Dusty	8-7	226	28.3	46-96	.479	23-49	.469	23-30	.767	8	13	21	2.6	11	0	5	10	0	7	138	17.3
33	Kingsley, Moses	8-8	247	30.9	41-78	.526	0-0	.000	44-64	.688	19	44	63	7.9	21	0	12	14	19	11	126	15.8
31	Beard, Anton	8-0	177	22.1	21-51	.412	6-20	.300	13-20	.650	2	18	20	2.5	18	0	14	7	2	8	61	7.6
04	Durham, Jabril	8-8	191	23.9	14-36	.389	4-12	.333	11-13	.846	4	15	19	2.4	23	1	53	14	0	14	43	5.4
24	Whitt, Jimmy	8-0	102	12.8	15-39	.385	1-3	.333	2-4	.500	3	11	14	1.8	13	0	5	9	2	4	33	4.1
21	Watkins, Manuale	8-2	137	17.1	13-33	.394	0-0	.000	0-5	.000	6	18	24	3.0	13	1	14	4	0	3	26	3.3
01	Thompson, Trey	8-0	147	18.4	9-16	.563	0-0	.000	8-11	.727	4	28	32	4.0	29	3	10	12	8	1	26	3.3
55	Miles, Keaton	8-7	127	15.9	8-27	.296	0-1	.000	5-12	.417	2	11	13	1.6	22	0	8	7	10	3	21	2.6
50	Kouassi, Willy	7-0	59	8.4	4-10	.400	0-0	.000	1-4	.250	4	8	12	1.7	10	0	0	2	2	0	9	1.3
	Team										15	16	31					2				
	Total.....	8	1650		219-486	.451	61-138	.442	123-181	.680	73	205	278	34.8	178	5	130	90	46	59	622	77.8
	Opponents.....	8	1650		199-458	.434	54-144	.375	157-227	.692	92	218	310	38.8	163	-	106	114	30	45	609	76.1

TEAM STATISTICS	AR	OPP
SCORING	622	609
Points per game	77.8	76.1
Scoring margin	+1.6	-
FIELD GOALS-ATT	219-486	199-458
Field goal pct	.451	.434
3 POINT FG-ATT	61-138	54-144
3-point FG pct	.442	.375
3-pt FG made per game	7.6	6.8
FREE THROWS-ATT	123-181	157-227
Free throw pct	.680	.692
F-Throws made per game	15.4	19.6
REBOUNDS	278	310
Rebounds per game	34.8	38.8
Rebounding margin	-4.0	-
ASSISTS	130	106
Assists per game	16.3	13.3
TURNOVERS	90	114
Turnovers per game	11.3	14.3
Turnover margin	+3.0	-
Assist/turnover ratio	1.4	0.9
STEALS	59	45
Steals per game	7.4	5.6
BLOCKS	46	30
Blocks per game	5.8	3.8
ATTENDANCE	63423	42092
Home games-Avg/Game	4-15856	4-10523
Neutral site-Avg/Game	-	0-0

Date	Opponent		Score	Att.
* 01/02/16	at Texas A&M	L	69-92	11332
* 01/05/16	VANDERBILT	Wot	90-85	14179
* 01/09/16	MISSISSIPPI STATE	W	82-68	16246
* 01/12/16	at Mizzou	W	94-61	6627
* 01/16/16	at LSU	L	74-76	13610
* 01/21/16	KENTUCKY	L	66-80	18588
* 01/23/16	at Georgia	Lot	73-76	10523
* 01/27/16	TEXAS A&M	W	74-71	14410

% = North Little Rock, Ark. (Verizon Arena)

* = Conference Game

Score by Periods	1st	2nd	OT	Totals
Arkansas	277	323	22	622
Opponents	278	311	20	609

2015-16 ARKANSAS COMBINED STATISTICS

#	Player	gp-gs	min	avg	Total		3-Point		F-Throw		Rebounds				pf	dq	a	to	blk	stl	pts	avg
					fg-fga	fg%	3fg-fga	3fg%	ft-fga	ft%	off	def	tot	avg								
03	Hannahs, Dusty	20-9	526	26.3	109-231	.472	52-112	.464	63-73	.863	12	34	46	2.3	38	0	18	31	0	13	333	16.7
05	Bell, Anthlon	20-18	588	29.4	118-254	.465	61-131	.466	35-43	.814	16	44	60	3.0	47	1	26	19	6	13	332	16.6
33	Kingsley, Moses	20-20	589	29.5	115-209	.550	0-0	.000	99-139	.712	67	120	187	9.4	58	3	25	33	53	22	329	16.5
31	Beard, Anton	11-0	244	22.2	33-79	.418	13-33	.394	16-26	.615	2	24	26	2.4	24	0	22	8	2	12	95	8.6
24	Whitt, Jimmy	20-10	409	20.5	53-138	.384	1-4	.250	21-27	.778	7	31	38	1.9	44	0	29	23	6	16	128	6.4
04	Durham, Jabril	20-20	574	28.7	38-103	.369	9-34	.265	38-45	.844	9	58	67	3.4	48	1	143	41	1	39	123	6.2
21	Watkins, Manuale	20-4	413	20.7	50-98	.510	0-0	.000	13-31	.419	22	46	68	3.4	36	1	43	12	2	18	113	5.7
55	Miles, Keaton	20-18	353	17.7	28-80	.350	0-3	.000	18-36	.500	22	38	60	3.0	58	1	20	27	15	11	74	3.7
01	Thompson, Trey	17-1	287	16.9	23-40	.575	0-0	.000	10-17	.588	9	61	70	4.1	51	3	25	21	13	5	56	3.3
15	Jenkins, Lorenzo	1-0	7	7.0	1-4	.250	1-1	1.000	0-0	.000	0	2	2	2.0	0	0	1	0	0	0	3	3.0
50	Kouassi, Willy	19-0	209	11.0	17-28	.607	0-0	.000	18-30	.600	13	30	43	2.3	33	0	1	8	16	2	52	2.7
02	Mosiman, Jake	1-0	1	1.0	0-1	.000	0-0	.000	0-0	.000	0	0	0	0.0	0	0	0	0	0	0	0	0.0
14	Simmons, Tristan	1-0	0	0.0	0-0	.000	0-0	.000	0-0	.000	0	0	0	0.0	0	0	0	0	0	0	0	0.0
Team											47	31	78					5				
Total.....		20	4200		585-1265	.462	137-318	.431	331-467	.709	226	519	745	37.2	437	10	353	228	114	151	1638	81.9
Opponents.....		20	4200		505-1162	.435	152-411	.370	355-514	.691	218	510	728	36.4	422	-	282	296	82	101	1517	75.8

TEAM STATISTICS	AR	OPP
SCORING	1638	1517
Points per game	81.9	75.8
Scoring margin	+6.1	-
FIELD GOALS-ATT	585-1265	505-1162
Field goal pct	.462	.435
3 POINT FG-ATT	137-318	152-411
3-point FG pct	.431	.370
3-pt FG made per game	6.9	7.6
FREE THROWS-ATT	331-467	355-514
Free throw pct	.709	.691
F-Throws made per game	16.6	17.8
REBOUNDS	745	728
Rebounds per game	37.2	36.4
Rebounding margin	+0.9	-
ASSISTS	353	282
Assists per game	17.7	14.1
TURNOVERS	228	296
Turnovers per game	11.4	14.8
Turnover margin	+3.4	-
Assist/turnover ratio	1.5	1.0
STEALS	151	101
Steals per game	7.6	5.1
BLOCKS	114	82
Blocks per game	5.7	4.1
ATTENDANCE	172039	70474
Home games-Avg/Game	12-14337	6-10839
Neutral site-Avg/Game	-	2-2720

Date	Opponent		Score	Att.
11/13/15	SOUTHERN UNIVERSITY	W	86-68	14158
11/18/15	AKRON	L	80-88	14041
11/20/15	CHARLESTON SOUTHERN	W	93-75	14203
11/26/15	vs Georgia Tech	L	73-83	1283
11/27/15	vs Stanford	L	66-69	4156
12/01/15	NORTHWESTERN STATE	W	117-78	13984
12/04/15	at Wake Forest	L	85-88	9488
12/08/15	EVANSVILLE	W	89-76	13980
12/12/15	TENNESSEE TECH	W	83-57	14336
% 12/19/15	MERCER	Lot	66-69	9120
12/22/15	NORTH FLORIDA	W	97-72	14794
12/30/15	at Dayton	Lot	81-85	13455
* 01/02/16	at Texas A&M	L	69-92	11332
* 01/05/16	VANDERBILT	Wot	90-85	14179
* 01/09/16	MISSISSIPPI STATE	W	82-68	16246
* 01/12/16	at Mizzou	W	94-61	6627
* 01/16/16	at LSU	L	74-76	13610
* 01/21/16	KENTUCKY	L	66-80	18588
* 01/23/16	at Georgia	Lot	73-76	10523
* 01/27/16	TEXAS A&M	W	74-71	14410

% = North Little Rock, Ark. (Verizon Arena)

* = Conference Game

Score by Periods	1st	2nd	OT	Totals
Arkansas	751	844	43	1638
Opponents	681	788	48	1517