



# ARKANSAS RAZORBACKS

GAME NOTES

1 National Championship • 6 Final Four Appearances • 10 Sweet 16 Appearances • 31 NCAA Tournament bids

## 2015-16 SCHEDULE

Overall: 11-11 | SEC: 4-5 | H: 10-3 | A: 1-6 | N: 0-2

### NOVEMBER (2-3)

13	Southern University	SEC Network+	W, 86-68
18	Akron	SEC Network+	L, 88-80
20	Charleston Southern	SEC Network+	W, 93-75
26	vs. Georgia Tech!	ESPNU	L, 83-73
27	vs. Stanford!	ESPNU	L, 69-66

### DECEMBER (4-3)

1	Northwestern State	SEC Network +	W, 117-78
4	at Wake Forest	ESPN3	L, 88-85
8	Evansville	SEC Network	W, 89-76
12	Tennessee Tech	SEC Network	W, 83-57
19	vs. Mercer%		L, 69-66 (OT)
22	North Florida	SEC Network+	W, 97-72
30	at Dayton	CBS Sports Net.	L, 85-81 (OT)

### JANUARY (5-4)

2	at #20 Texas A&M*	SEC Network	L, 92-69
5	Vanderbilt*	SEC Network	W, 90-85 (OT)
9	Mississippi State*	SEC Network	W, 82-68
12	at Missouri*	SEC Network	W, 94-61
16	at LSU*	SEC Network	L, 76-74
21	#23 Kentucky*	ESPN	L, 80-66
23	at Georgia*	SEC Network	L, 76-73 (OT)
27	#5 Texas A&M*	ESPNU	W, 74-71
30	Texas Tech^	ESPNU	W, 75-68 (OT)

### FEBRUARY (0-1)

3	at Florida*	SEC Network	L, 87-83
6	Tennessee*	SEC Network	7 p.m.
9	at Mississippi State*	SEC Network	8 p.m.
13	at Ole Miss*	ESPNU	1 p.m.
17	Auburn*	SEC Network	6 p.m.
20	Missouri*	SEC Network	6:30 p.m.
23	LSU*	ESPN/U/SECN	6 p.m.
27	at Tennessee*	SEC Network	6:30 p.m.

### MARCH (0-0)

2	at Alabama*	SEC Network	8 p.m.
5	South Carolina*	SEC Network	4 p.m.
9-13	at SEC Tournament	Nashville, Tenn.	

All times Central and subject to change  
! NIT Season Tipoff (Brooklyn, N.Y.)  
% at Verizon Arena (North Little Rock, Ark.)  
^ Big12/SEC Challenge  
\* SEC Game

## HOGS IN THE RANKINGS

Category	SEC	NCAA
• 3-Point Field Goal %	1st	4th
• Assist/Turnover Ratio	1st	17th
• Scoring Offense	1st	22nd
• Total Assists	2nd	18th
• Total Blocks	2nd	22nd

## THE MATCHUP

### ARKANSAS RAZORBACKS (11-11, 4-5 SEC)

Head Coach: Mike Anderson (Tulsa '82)  
Record at Arkansas: 97-59 (5th Season)  
Overall Record: 297-157 (14th Season)



VS



### TENNESSEE VOLUNTEERS (11-11, 4-5 SEC)

Head Coach: Rick Barnes (Lenoir-Rhyne '77)  
Record at UT: 11-11 (1st Season)  
Overall Record: 615-325 (29th Season)

## THE #FASTEST40 FACTS

- After not winning any of the first eight SEC Players of the Week, Arkansas won two of the last four with Anthlon Bell (Jan. 11) and Moses Kingsley (Feb. 1).
- With 24 points Wednesday at Florida, Anthlon Bell became the 39th player in program history to score 1,000 career points. He currently ranks 37th in school history with 1,010 points.
- The Razorbacks have seen seven of their 11 losses come by four points or fewer, including three of those in overtime.
- The Razorbacks are one of two teams in the nation with three players averaging 16-plus points per game with Hannahs (17.2), Bell (16.7) and Kingsley (16.4).
- Arkansas is one of three high major programs in the country with 55-plus made treys by two players. Anthlon Bell (68) and Dusty Hannahs (58) are joined by Syracuse and Michigan State. #SplashZone
- Jabril Durham is one of three players in the country with five-plus assists in 20 games this season. His streak of five-plus assists in 19 straight games was the longest such streak by an Arkansas player since joining the SEC in 1991-92.
- Arkansas ranks No. 4 in the country in three-point field goal percentage at .427 and is on pace to break the school record of .395 set during the 1992-93 season.
- Dusty Hannahs has made 17 consecutive free throws over the last four games. He leads the SEC and ranks No. 22 in the country with a .881 free throw percentage.

## GAMEDAY INFORMATION

DATE: Saturday, Feb. 6, 2016 | 7 p.m. CT  
LOCATION: Bud Walton Arena (Fayetteville, Ark.)  
TV: SEC Network | WatchESPN  
TALENT: Matt Stewart (PXP), John Pelphrey (Analyst)  
RADIO: Razorback/IMG Sports Network  
TALENT: Chuck Barrett (PXP), Scotty Thurman (Analyst)  
STATS: ArkansasRazorbacks.com / StatBroadcast  
SOCIAL: @RazorbackMBB | #Fastest40 | #WeHogs  
SERIES RECOD: Tennessee Leads 19-16  
UP NEXT: at Mississippi St. - Tuesday, Feb. 9 at 8 p.m. CT

## #BEASTMO


- Moses Kingsley is one of eight high major players in the country with 11-plus double-doubles.
- The Abuja, Nigeria, native is the reigning SEC Player of the Week after averaging 17.5 points and 11 rebounds per game in back-to-back victories over top 30 RPI teams.
- Kingsley has been named one of 10 finalists for the Kareem Abdul-Jabbar Award as the nation's top center.



PLAYER OF THE WEEK

## ARKANSAS PROJECTED STARTING LINEUP

**POINTS** 6.4  
**BOARDS** 3.3  
**DIMES** 6.9  
**STEALS** 1.9




**JABRILDURHAM**  
#4 | SR | G | 6-1 | 185  
@Humble\_Hog4 | #JaBrilliant

**POINTS** 16.7  
**BOARDS** 3.0  
**FG%** .461  
**3FG** 68-144




**ANTHLONBELL**  
#5 | SR | G | 6-3 | 185  
@\_Anthill | #NylonBell

**POINTS** 17.2  
**BOARDS** 2.5  
**FG%** .469  
**3FG** 58-128



**DUSTYHANNAHS**  
#3 | R-JR | G | 6-3 | 203  
@D\_Hannahs | #SplashZone

**POINTS** 16.4  
**BOARDS** 9.4  
**FG%** .555  
**BLOCKS** 55



**MOSEKINGSLEY**  
#33 | JR | C | 6-10 | 230  
@KingMoses\_ | #BeastMo

**POINTS** 5.7  
**BOARDS** 3.2  
**STEALS** 0.9  
**FG** 54-105



**MANNYWATKINS**  
#21 | JR | F | 6-3 | 205  
@manualewatkins | #HandyManny

#FASTEST40



## QUICK FACTS

### About Arkansas

Location.....	Fayetteville, Ark.
Enrollment.....	26,300
Founded.....	1871
Colors.....	Cardinal (PMS 201) and White
Nickname.....	Razorbacks
Conference.....	Southeastern (SEC)
Arena (Capacity).....	Bud Walton Arena (19,200)

### Administration

Chancellor.....	Dr. Joseph E. Steinmetz
System President.....	Dr. Donald R. Bobbitt
Athletic Director.....	Jeff Long
Faculty Representative.....	Dr. Sharon Hunt

### Communications

Associate Communications Director.....	David Beall
Email.....	jdb048@uark.edu
Office Phone.....	479-575-3114
Cell Phone.....	479-445-5336
Twitter.....	@Beall_sid
Secondary Contact.....	Bryan Fyalkowski
Email.....	bffyalko@uark.edu
Office Fax.....	479-575-7481
Athletic Website.....	ArkansasRazorbacks.com
Bud Walton Arena Press Row.....	479-575-6622
Arkansas Ticket Office.....	479-575-5151

### Team Capsule

2014-15 Overall Record.....	27-9
2014-15 SEC Record (Finish).....	13-5 (2nd)
Postseason.....	NCAA, Third Round
Home Record.....	17-2
Road Record.....	7-5
Neutral.....	3-2
Longest 2014-15 Winning Streak.....	7
Last 5 Games.....	3-2
Letterwinners Returning/Lost.....	7/6
Starters Returning/Lost.....	1/4

### History

First Year.....	1923-24
All-Time Record (Years).....	1,616-912 (93rd)
Overall Conference Championships.....	24 (2 SEC, 22 Southwest Conference)
SEC Record (Years).....	209-191 (25th)
SEC Overall Championships.....	2 (1992, 1994)
SEC Division Championships.....	4 (1992, 1993, 1994, 1995)
SEC Tournament Record (App.).....	22-23 (24)
SEC Tournament Championships.....	1 (2000)
NCAA Tournament Bids.....	31*
NCAA Tournament Record (App.).....	41-30 (30)
National Championships.....	1 (1994)
National Runner-Up.....	1 (1995)
NCAA Final Fours.....	6 (1941, 1945, 1978, 1990, 1994, 1995)
NCAA Elite Eight.....	6 (1978, 1979, 1990, 1994, 1995)
NCAA Sweet Sixteen.....	10 (1978, 1979, 1981, 1983, 1990, 1991, 1993, 1994, 1995, 1996)
NIT Record (App.).....	5-4 (3)

\* - Arkansas also received a bid in 1944 but was unable to participate due to a car accident. Total number of appearances is 30.

## STARTING FIVE >>

### #4 || Jabril Durham (G)

- Leads the SEC and ranks No. 7 in the country with 6.9 assists per game.
- Has five-plus assists in 20 games this season, the second most in the country.
- Had five-plus assists in 19 straight games, the longest streak by an Arkansas player since joining the SEC.
- Is the only player in the country to record two games of 10-plus points and assists and five-plus steals.
- One of six players in the country with five double-digit assist performances this year.
- Has five of the 13 double-digit assist games in the SEC this year.

### #5 || Anthlon Bell (G)

- With the 24 points at Florida he came the 39th 1,000 point scorer in program history.
- Named the SEC Player of the Week on Jan. 11 after averaging 25.5 points per game and making 11 treys.
- At LSU he became the sixth player in program history to make 200 career three-pointers.
- Is second in the SEC with 68 made three-pointers this season.
- Has a league best 31 three-pointers in SEC-only games.
- Has made a three-pointer in all 22 games and made two-plus treys in 18 of 22 games.

### #3 || Dusty Hannahs (G)

- Has scored 20-plus points in six of the last eight games and a team-best 11 times this year.
- Scored 21 points in the first half against Texas Tech, turning a 10-point deficit into a four-point lead in nine minutes.
- Has made 13 three-pointers in the last four games and averaged 21.5 points per game.
- Has made 17 straight free throws over the last four games and leads the SEC with a .881 free throw percentage.
- Started the last nine contests after coming off the bench the previous 12 games.
- Scored a career-high 26 points against Mississippi State (Jan. 9) on a career-best eight three-pointers.
- Is one of three players in school history to make eight three-pointers in an SEC game.

### #33 || Moses Kingsley (F)

- Named one of 10 finalists for the Kareem Abdul-Jabbar Award as the nation's top center.
- Is the reigning SEC Player of the Week after averaging 17.5 points and 11 rebounds per game last week.
- Has 23 consecutive double-digit scoring games and six 20-point efforts to start the year.
- Is one of eight power five conference players with 11 double-doubles on the year.
- Is the first player in school history with two 8-for-8 shooting performances in a career (Southern & Missouri).
- After one double-double in two seasons, he has 11 in 22 games to open the year.
- First Razorback in 30 years with eight double-doubles through the first 12 games.
- Is one of two players in the country with multiple games of 20 points, 10 rebounds and five blocks.

### #21 || Manuale Watkins (F)

- Made his sixth career start at Florida (Feb. 3).
- Scored six points in upset win over No. 5 Texas A&M (Jan. 27).
- Has six double-digit scoring games in his career, all coming this season.

## OFF THE PINE >>

### #1 || Trey Thompson (F)

- Posted first career double-digit scoring effort against Tennessee Tech (Dec. 12).
- Has fouled out of four of the last six games.
- Went 3-for-3 from the field and scored seven points in upset win over No. 5 Texas A&M (Jan. 27)
- Pulled down a career-high nine rebounds against Texas Tech (Jan. 30).

### #55 || Keaton Miles (F)

- Has started 18 of 22 games this year.
- Tallied a career-high four blocks in only nine minutes in upset win over No. 5 Texas A&M (Jan. 27).
- Played a season-long 37 minutes at Georgia (Jan. 23).

### #24 || Jimmy Whitt (G)

- Had a career-high 15 points against Mizzou (Jan. 12) in his return to Columbia.
- Has six double-digit scoring efforts in his first 22 collegiate games.
- Recorded a career-high four assists against Northwestern State and Tennessee Tech.
- Made his first collegiate three-pointer in his SEC debut at Texas A&M (Jan. 2).

### #31 || Anton Beard (G)

- Reinstated to the program on Nov. 16 following resolutions in the legal and the campus judicial processes.
- Joined team-related activities and practice on Nov. 16.
- Was suspended for the fall semester and the first nine games of the year.
- Scored a career-high 18 points at Georgia (Jan. 23).
- Has five double-digit scoring efforts in 13 games this season.
- Is 14-for-37 (.378) from behind the arc over the last 13 games.

### #50 || Willy Kouassi (C)

- Recorded season-highs of points (12), rebounds (9) and minutes (18) against Northwestern State (Dec. 1).
- Has recorded a block in 54 of his 104 collegiate games.
- Tallied a season-high four blocks in 14 minutes against Evansville (Dec. 8).

## 2015-16 TRENDS

### Record Breakdown

At Home (Bud Walton Arena)	10-2
At Home (Verizon Arena)	0-1
On The Road	1-6
Neutral	0-2
White Uniforms	10-3
Cardinal Uniforms	1-6
Anthracite Uniforms	1-1

### Halftime/Leads/Overtime

Leading at the half, home	10-0
Leading at the half, road/neutral	1-2
Tied at the half, home	0-0
Tied at the half, road/neutral	0-0
Trailing at the half, home	0-3
Trailing at the half, road/neutral	0-6
Games decided by 5 points or fewer	2-6
Games decided by 6-10 points	1-2
Leading with 5:00 left	9-3
Leading with 2:00 left	9-3
Overtime games	2-3

### Offense

Scoring less than 70 points	0-4
Scoring 70-79 points	2-3
Scoring 80-89 points	4-4
Scoring 90-99 points	4-0
Scoring 100+ points	1-0
2 Players Or less in Double Figures	0-0
3 Players in Double Figures	2-4
4 Players in Double Figures	6-7
5 Players in Double Figures	2-0
6 Players in Double Figures	0-0
7 Players in Double Figures	1-0
1 Player Scores 20 Points	2-3
2 Players Score 20 Points	7-1
When shooting 50 percent or higher	7-0
When shooting less than 50 percent	4-11

### Rebounding/Turnovers

When outrebounding opponent	7-3
When outrebounded	2-8
When rebounds are even	2-0
When grabbing 10+ offensive reb	6-8
When forcing 15+ turnovers	4-4
When committing less than 15 turnovers	10-9
When committing 15+ turnovers	1-2

### Top Scorers (Includes Ties)

Moses Kingsley	4-3
Anthlon Bell	3-5
Dusty Hannahs	7-4
--	0-0

### Top Rebounders (Includes Ties)

Moses Kingsley	10-11
Trey Thompson	1-0
Jabril Durham	1-0
--	0-0

### Days Of The Week

Monday	0-0
Tuesday	5-0
Wednesday	1-3
Thursday	0-2
Friday	2-2
Saturday	3-4
Sunday	0-0

### Months

In November	2-3
In December	4-3
In January	5-4
In February	0-1
In March	0-0

## WELCOME TO THE #SPLASHZONE >>

• Anthlon Bell and Dusty Hannahs have combined to hit 126 three-pointers, making them the No. 1 three-point shooting tandem in the SEC. Auburn's Kareem Canty and Bryce Brown are second with 117 treys.

• The Razorbacks have the top two single-game three-point field goal percentages in school history this season, shooting 9-for-13 (.692) against Evansville on Dec. 8 and 16-for-24 (.667) against Mississippi State on Jan. 9.

• The Razorbacks have made at least four three-pointers in 64 of the last 70 games dating back to the 2013-14 season, including 21 of 22 games this season.

• Against Mississippi State (Jan. 9), Arkansas' 16-for-24 performance made it the third team in the country to make 16-plus threes and shoot at least 66.7 percent while doing so.

• Arkansas has made at least one three-pointer in 896 consecutive games dating back to a 0-for-2 performance against Texas on Jan. 7, 1989.

## RING THE BELL >>

• Anthlon Bell picked up his first career SEC Player of the Week honor on Jan. 11 after averaging 25.5 points per game in wins over Vanderbilt and Mississippi State. The senior knocked down 11-of-17 three-point attempts and currently leads the SEC with 31 treys in conference play.

## HELP YOURSELF >>

• Jabril Durham is one of six players in the country with five double-digit assist games this season. He has five of the 13 double-digit assist performances in the SEC this year and ranks No. 7 in the nation with 6.9 assists per game. Durham is the only player in the country with multiple games of 10 points, 10 assists and five steals (Northwestern State and Mississippi State).

## #BEASTMO FOR REAL >>

• Moses Kingsley is the first Razorback in 20 years to record a game of 20 points, 10 rebounds and five blocks, and the junior has accomplished the feat twice this season. He is one of two players in the country to reach the stat line multiple times this year.

## FROM YEAR-TO-YEAR >>

• Arkansas lost six players off last season's NCAA Tournament team, including four 1,000 point scorers. Without skipping a beat, Mike Anderson continues to develop players from one year to the next.

	MOSES KINGSLEY			ANTHLON BELL			JABRIL DURHAM		
	14-15	15-16	DIFF.	14-15	15-16	DIFF.	14-15	15-16	DIFF.
MPG >>	10.9	29.5	+18.6	18.3	29.8	+11.5	10.0	28.9	+18.9
PPG >>	3.6	16.4	+12.8	7.9	16.7	+8.8	1.4	6.9	+5.5

## NO BLOCKS PLEASE >>

• Kingsley is on pace to record 85 blocks this year, which would rank sixth all-time in program history for blocks in a single season and the most since Delvin Johnson's 91 blocks in 2010-11. Oliver Miller's 112 blocks in 1991 is the school's all-time mark. Kingsley currently leads the SEC and ranks No. 14 in the nation with 54 blocks, including 19 blocks over the last seven contests.

## PORTIS IMPRESSION >>

• Through the first 22 games of the season, Moses Kingsley is putting up nearly identical numbers to SEC Player of the Year and 2015 NBA First Rounder Bobby Portis. #BeastMo has 11 double-doubles compared to nine for Portis.

Player	PPG	RPG	Blocks	Assists	Steals	FG%	Minutes
Bobby Portis (14-15)	17.7	8.7	29	22	21	.562	647
Moses Kingsley (15-16)	16.4	9.4	55	28	24	.555	650

## #NYLONBELL >>

• After leading Arkansas in three-point shooting each of the last three years, senior Anthlon Bell is attempting to join Pat Bradley (1995-99) as the only players in program history to lead Arkansas in three-pointers made for four consecutive seasons. He currently leads Dusty Hannahs by 10 three-pointers for the team lead.

## #PROHOGS >>

• Arkansas has had 27 former players go on to play in the NBA, including four this season as listed below.

Player	Team	Years	Draft	Notables
Joe Johnson	Nets	16th	2001 - 10th (BOS)	7X All-Star   Earned \$173 million
Sonny Weems	Suns	4th	2008 - 39th (CHI)	Back in NBA for first time since 2010-11
Patrick Beverley	Rockets	4th	2009 - 42nd (LAL)	Averaging 8.9 points per game
Bobby Portis	Bulls	1st	2015 - 22nd (CHI)	Averaging 6.7 points per game



## RIGHT ON PACE >>

• Jabril Durham is on pace to record 221 assists this season and set the school record, which is currently held by Kareem Reid with 219 helpers in 1995-96.

• Anthon Bell is on pace to knock down 99 three-pointers and finish three treys shy of Scotty Thurman's single season record of 102 treys in 1994-95. Bell's career total is on pace to be fourth-best in program history.

• Head coach Mike Anderson is three wins away from his 100th win at Arkansas and his 300th win overall. He would become the seventh coach in program history to reach 100 wins at the helm of the Razorbacks.

## RECORD WATCH IN 2015-16 >>

• With 24 points Wednesday at Florida, Anthon Bell became the 39th player in program history to score 1,000 career points. He currently ranks 37th in school history with 1,010 points.

• Bell has 216 career three-point field goals, which ranks sixth all-time in school history. Next up on the list is current staff member Lee Mayberry with 218 made treys.

• Moses Kingsley used a career-high eight blocks against Tennessee Tech to pass Bobby Portis and break into the top 10 of career blocks in school history. He is now fifth all-time with 141 career blocks and leads the SEC this season with 55 blocks.

## PERFECTION IN THE PALACE >>

• The Razorbacks are 7-3 all-time against Associated Press top five teams in Bud Walton Arena, including consecutive wins against No. 5 Texas A&M Wednesday night and No. 2 Florida in 2013.

• During the Mike Anderson era, Arkansas has posted a record of 76-10 inside Bud Walton Arena, marking the third-most home wins in the country during this span behind Kentucky and Ohio State.

• Arkansas has won 31 of its last 32 non-conference games in BWA, including a 46-1 mark under Anderson against unranked non-SEC teams.

## SEC STANDINGS

SEC	W-L	GB	PCT	W-L	PCT	STRK
#8 Texas A&M	7-2	--	.778	18-4	.818	L1
LSU	7-2	--	.778	14-8	.636	W1
#25 South Carolina	6-3	1	.667	19-3	.864	L1
#20 Kentucky	6-3	1	.667	16-6	.727	L2
Florida	6-3	1	.667	15-7	.682	W2
Georgia	5-4	2	.556	12-8	.600	W1
Vanderbilt	5-4	2	.556	13-9	.591	W1
Ole Miss	4-5	3	.444	14-8	.636	W1
Arkansas	4-5	3	.444	11-11	.500	L1
Tennessee	4-5	3	.444	11-11	.500	W1
Auburn	3-6	4	.333	9-12	.429	L4
Alabama	3-6	4	.333	12-9	.571	W1
Mississippi State	2-7	5	.222	9-12	.429	L1
Missouri	1-8	6	.111	8-14	.364	L7

## AWARD WATCH

Player	Award	Date
Anthon Bell	SEC Player of the Week	Jan. 11, 2016
Moses Kingsley	SEC Player of the Week	Feb. 2, 2016
Moses Kingsley	Kareem Abdul-Jabbar Award Finalist	Feb. 5, 2016

## IN THE POLLS

### Associated Press Poll - (Feb. 1)

RK	TEAM	RECORD	POINTS
1	Oklahoma (45)	18-2	1,605
2	North Carolina (20)	19-2	1,578
3	Villanova	18-3	1,384
4	Maryland	19-3	1,366
5	Iowa	17-4	1,362
6	Xavier	19-2	1,344
7	Kansas	17-4	1,233
8	Texas A&M	18-3	1,169
9	Virginia	17-4	1,086
10	Michigan State	19-4	1,018
11	Providence	18-4	900
12	SMU	19-1	853
13	Iowa State	16-5	851
14	West Virginia	17-4	814
15	Baylor	17-4	728
16	Oregon	18-4	551
17	Miami (FL)	16-4	537
18	Purdue	19-4	511
19	Louisville	17-4	478
20	Kentucky	16-5	429
21	Wichita St	16-5	323
22	Indiana	18-4	270
23	Arizona	17-5	245
24	Dayton	18-3	168
25	South Carolina	19-2	87

**Others receiving votes:** Saint Mary's 63, USC 40, Utah 33, VCU 33, Notre Dame 21, Michigan 21, Valparaiso 7, Duke 6, Pittsburgh 4, Florida 3, Saint Joseph's 1, Texas 1, Stony Brook 1, San Diego State 1

### USA Today Coaches Poll - (Feb. 1)

RK	TEAM	RECORD	POINTS
1	North Carolina (18)	19-2	786
2	Oklahoma (14)	18-2	780
3	Maryland	19-3	667
4	Villanova	18-3	657
5	Xavier	19-2	650
6	Kansas	17-4	627
7	Iowa	17-4	618
8	Texas A&M	18-3	594
9	Virginia	17-4	564
10	Michigan State	19-4	517
11	Providence	18-4	464
12	West Virginia	17-4	374
13	Baylor	17-4	366
14	Iowa State	16-5	321
15	Miami (FL)	16-4	313
16	Purdue	19-4	278
17	Oregon	18-4	239
18	Louisville	17-4	237
19	Kentucky	16-5	223
20	Arizona	17-5	206
21	Indiana	18-4	200
22	Wichita St	16-5	163
23	South Carolina	19-2	156
24	Dayton	18-3	120
25	Saint Mary's	18-2	61

**Others receiving votes:** Pittsburgh 42, Duke 27, Utah 21, Michigan 19, Notre Dame 17, USC 16, VCU 16, Gonzaga 13, Monmouth 8, Butler 8, Valparaiso 8, Texas 7, Saint Joseph's 5, Florida 4, California 3, Clemson 2, UAB 1, Seton Hall 1, Washington 1



## MISCELLANEOUS STATISTICS

### Double-Figure Scoring Games

Player	12-13	13-14	14-15	15-16	Career
Anthlon Bell	5	8	13	20	46
Dusty Hannahs	7	11	--	20	38
Moses Kingsley	--	2	2	22	26
Anton Beard	--	--	8	5	13
Willy Kouassi	--	2	3	1	6
Manuale Watkins	--	--	0	6	6
Jimmy Whitt	--	--	--	6	6
Jabril Durham	--	--	0	5	5
Trey Thompson	--	--	0	1	1

### 20-Point Scoring Games

Player	12-13	13-14	14-15	15-16	Career
Dusty Hannahs	1	1	--	11	13
Anthlon Bell	0	2	2	7	11
Moses Kingsley	--	0	0	6	6

### 30-Point Scoring Games

Player	12-13	13-14	14-15	15-16	Career
--	--	--	--	--	--

### 3 + Three-Pointers in a Game

Player	12-13	13-14	14-15	15-16	Career
Anthlon Bell	6	7	10	12	35
Dusty Hannahs	6	4	--	12	22
Anton Beard	--	--	2	1	3
Jabril Durham	--	--	1	0	1

### 5 + Three-Pointers in a Game

Player	12-13	13-14	14-15	15-16	Career
Anthlon Bell	1	3	2	5	11
Dusty Hannahs	--	1	--	3	4

### Double Figure Rebounding Games

Player	12-13	13-14	14-15	15-16	Career
Moses Kingsley	--	1	0	11	12

### Double-Doubles

Player	12-13	13-14	14-15	15-16	Career
Moses Kingsley	--	1	0	11	12
Jabril Durham	--	--	0	2	2

### 5 + Assist Games

Player	12-13	13-14	14-15	15-16	Career
Jabril Durham	--	--	2	20	22
Anton Beard	--	--	3	1	4
Manuale Watkins	--	0	1	1	2
Moses Kingsley	--	0	1	0	1
Anthlon Bell	0	0	0	1	1
Trey Thompson	--	--	0	1	1

### 3 + Steals in a Game

Player	12-13	13-14	14-15	15-16	Career
Jabril Durham	--	--	0	6	6
Manuale Watkins	--	0	3	2	5
Anton Beard	--	--	4	0	4
Moses Kingsley	--	0	0	2	2
Anthlon Bell	0	0	1	0	1
Anthlon Bell	1	0	--	1	2

### 3 + Blocks in a Game

Player	12-13	13-14	14-15	15-16	Career
Moses Kingsley	--	7	5	7	19
Willy Kouassi	3	5	3	1	12
Keaton Miles	0	0	0	2	2
Trey Thompson	--	--	0	1	1

## THE OPPONENT >>

• The Volunteers, from Knoxville, Tennessee, are 11-11 on the year with a 4-5 record in SEC play, mirroring the Razorbacks in both cases. Tennessee is coming off an 84-77 victory over No. 20 Kentucky on Tuesday. The Vols also have a win over No. 24 South Carolina on Jan. 23 by a score of 78-69. Away from Thompson-Boling Arena, Tennessee is only 1-6, with the only win coming at Mississippi State on Jan. 16. The other SEC win by the Vols came in a 14-point victory over Florida on Jan. 6.

• Senior guard Kevin Punter leads Tennessee, and is second in the SEC, with 23.1 points per game. He also contributes 2.3 three-pointers, 3.6 rebounds, 3.5 assists and 1.5 steals. Senior forward Armani Moore controls the paint for the Vols, leading the team with 8.2 rebounds and 1.8 blocks per contest, while also averaging 12 points. Tennessee leads the conference and is 21st in the NCAA with a 75 percent team free throw mark. The Vols are second to Arkansas in fewest turnovers per game - 11.6 compared to 11.5.

• Head coach Rick Barnes is in his first season at Tennessee, and has a 615-325 (.654) record in 28-plus seasons, combined with his career at Texas, Clemson, Providence and George Mason. In his career, Barnes has 21 NCAA Tournament victories and has reached as far as the 2003 Final Four with the Longhorns. From 1996-2012, his teams made 17-consecutive NCAA Tournament appearances and 24 NBA Draft picks have come under his tutelage.

## SERIES NOTES >>

• Tennessee leads the all-time series 19-16.

• Arkansas is 8-4 against the Volunteers at home, including an 8-3 mark in BWA.

• The Razorbacks' school record for field goals attempted in a SEC game came against Tennessee in 1993 with 88 attempts.

• Arkansas put up 24 assists against Tennessee on Feb. 25, 2006, the 10th most by the Razorbacks in a SEC game in program history.

## THE 35 MEETINGS >>

Date	Rank	Opponent	Result	Location
03/13/2015	#21	vs. Tennessee	W, 80-72	Nashville, Tenn.
01/27/2015	--	Tennessee*	W, 69-64	Fayetteville, Ark.
01/13/2015	#19	at Tennessee*	L, 74-69	Knoxville, Tenn.
01/22/2014	--	at Tennessee*	L, 81-74	Knoxville, Tenn.
02/02/2013	--	Tennessee*	W, 73-60	Fayetteville, Ark.
02/15/2012	--	at Tennessee*	L, 77-58	Knoxville, Tenn.
03/10/2011	--	vs. Tennessee	L, 74-68	Atlanta, Ga.
01/08/2011	--	Tennessee*	W, 68-65	Fayetteville, Ark.
03/03/2010	--	at #16 Tennessee*	L, 80-73	Knoxville, Tenn.
02/04/2009	--	Tennessee*	L, 74-72	Fayetteville, Ark.
03/15/2008	--	vs. #4 Tennessee	W, 92-91	Atlanta, Ga.
02/13/2008	--	at #4 Tennessee*	L, 93-71	Knoxville, Tenn.
02/24/2007	--	Tennessee*	L, 83-72	Fayetteville, Ark.
02/25/2006	--	at #10 Tennessee*	W, 73-69	Knoxville, Tenn.
03/10/2005	--	vs. Tennessee	L, 65-46	Atlanta, Ga.
02/26/2005	--	Tennessee*	W, 70-68	Fayetteville, Ark.
02/11/2004	--	at Tennessee*	L, 69-65	Knoxville, Tenn.
02/12/2003	--	Tennessee*	L, 70-62	Fayetteville, Ark.
03/07/2002	--	vs. Tennessee	L, 68-61	Atlanta, Ga.
02/13/2002	--	at Tennessee*	L, 64-53	Knoxville, Tenn.
02/07/2001	--	#10 Tennessee*	W, 82-77 OT	Fayetteville, Ark.
03/01/2000	--	at #11 Tennessee*	L, 73-66	Knoxville, Tenn.
02/02/1999	#23	Tennessee*	W, 69-52	Fayetteville, Ark.
03/06/1998	#16	vs. Tennessee	W, 102-96	Atlanta, Ga.
02/14/1998	#12	at Tennessee*	L, 74-71	Knoxville, Tenn.
02/05/1997	--	Tennessee*	W, 77-54	Fayetteville, Ark.
02/21/1996	--	at Tennessee*	L, 66-59	Knoxville, Tenn.
01/07/1995	#3	Tennessee*	W, 97-79	Fayetteville, Ark.
1/29/1994	#5	at Tennessee*	W, 65-64	Knoxville, Tenn.
02/16/1993	#13	Tennessee*	L, 101-91	Fayetteville, Ark.
02/05/1992	#5	at Tennessee*	L, 83-81	Knoxville, Tenn.
12/27/1963	--	vs. Tennessee	L, 77-57	Shreveport, La.
12/22/1960	--	vs. Tennessee	W, 89-76	Little Rock, Ark.
12/30/1948	--	Tennessee	W, 58-55	Memphis, Tenn.
12/31/1936	--	Tennessee	W, 42-34	New Orleans, La.

## THE LAST TIME ARKANSAS

### Scored 100+ points:

12/01/2015 - 117 vs. Northwestern St.

### Scored 100+ points in an SEC game:

02/10/2015 - 101 vs. Auburn

### Scored fewer than 50 points:

02/09/2013 - 49 vs. Vanderbilt

### Played in an overtime game:

01/30/2016 vs Texas Tech, W, 75-68 (OT)

### Played in a double-overtime game:

01/16/2013 vs. Auburn, W, 88-80 (2 OT)

### Played in a triple-overtime game:

02/09/1980 vs. Houston, L, 90-84 (3 OT)

### Beat an AP Top 25-ranked opponent:

01/27/2016 vs. #5 Texas A&M, W, 74-71

### Beat an AP Top 10 team:

01/27/2016 vs. #5 Texas A&M, W, 74-71

### Beat an AP Top 5 team:

01/27/2016 vs. #5 Texas A&M, W, 74-71

### Beat an AP Top 25 team on the road:

02/27/2014 @ #17 Kentucky, W, 71-67 (OT)

### Beat an AP Top 5 team on the road:

02/09/1994 @ #4 Kentucky, W, 90-82

### Made 15+ three-pointers in a game:

01/09/2016 - 16 vs. Mississippi State

### Made 25+ free throws in a game:

01/05/2016 - 26 (of 35) vs Vanderbilt

## THE LAST TIME AN ARKANSAS PLAYER

### Scored 30-39 points in a game:

01/22/2015 - 30 by Michael Qualls vs. Alabama

### Scored 40-49 points in a game:

01/11/1992 - 43 by Todd Day vs. LSU

### Scored 50+ points in a game:

11/13/2009 - 51 by Rotnei Clarke vs. Alcorn St.

### Recorded a double-double (points and rebounds):

02/01/2016 - 17 points and 11 rebounds by Moses Kingsley vs Texas Tech

### Had 15+ rebounds in a game:

03/07/2015 - 15 by Bobby Portis vs. LSU

### Had 20+ rebounds in a game:

11/21/1997 - 23 by Nick Davis vs. Jackson St.

### Made 5+ three-pointers in a game:

01/09/2016 - 8 (on 13 attempts) by Dusty Hannahs vs Mississippi State

### Made 10+ free throws in a game:

12/09/2015 - 10 (on 10 attempts) by Dusty Hannahs vs. Evansville

### Recorded a double-double (points and assists):

01/09/2016 - 10 points and 12 assists by Jabril Durham vs. Mississippi State

### Had 10+ assists in a game:

01/09/2016 - 12 by Jabril Durham vs. Mississippi State

### Had 5+ blocks in a game:

12/22/2015 - 5 by Moses Kingsley vs. North Florida

### Had 5+ steals in a game:

01/09/2016 - 6 by by Jabril Durham vs. Mississippi State

## ARKANSAS >> GAME HIGHS

POINTS	117	NORTHWESTERN STATE (12/01/15)
	97	NORTH FLORIDA (12/22/15)
FIELD GOALS MADE	44	NORTHWESTERN STATE (12/01/15)
	42	NORTH FLORIDA (12/22/15)
FIELD GOAL ATTEMPTS	79	NORTH FLORIDA (12/22/15)
	79	NORTHWESTERN STATE (12/01/15)
FIELD GOAL PERCENTAGE	.627 (37-59)	at Mizzou (01/12/16)
	.557 (44-79)	NORTHWESTERN STATE (12/01/15)
3 PT FIELD GOALS MADE	16	MISSISSIPPI STATE (01/09/16)
	10	at Florida (02/03/16)
3 PT FG ATTEMPTS	24	MISSISSIPPI STATE (01/09/16)
	21	at Florida (02/03/16)
	21	TEXAS A&M (01/27/16)
3 PT FG PERCENTAGE	.692 (9-13)	EVANSVILLE (12/08/15)
	.667 (16-24)	MISSISSIPPI STATE (01/09/16)
FREE THROWS MADE	26	VANDERBILT (01/05/16)
	26	AKRON (11/18/15)
FREE THROW ATTEMPTS	35	VANDERBILT (01/05/16)
	32	AKRON (11/18/15)
FREE THROW PERCENTAGE	.875 (14-16)	vs Stanford (11/27/15)
	.842 (16-19)	at Wake Forest (12/04/15)
REBOUNDS	52	NORTH FLORIDA (12/22/15)
	45	NORTHWESTERN STATE (12/01/15)
ASSISTS	27	NORTH FLORIDA (12/22/15)
	24	NORTHWESTERN STATE (12/01/15)
STEALS	15	VANDERBILT (01/05/16)
	13	NORTHWESTERN STATE (12/01/15)
BLOCKED SHOTS	13	TENNESSEE TECH (12/12/15)
	9	MISSISSIPPI STATE (01/09/16)
TURNOVERS	16	MISSISSIPPI STATE (01/09/16)
	16	at Dayton (12/30/15)
FOULS	27	at Florida (02/03/16)
	27	VANDERBILT (01/05/16)

## ARKANSAS >> GAME LOWS

POINTS	66	vs Stanford (11/27/15)
	66	MERCER (12/19/15)
	66	KENTUCKY (01/21/16)
FIELD GOALS MADE	22	KENTUCKY (01/21/16)
	23	vs Stanford (11/27/15)
FIELD GOAL ATTEMPTS	52	EVANSVILLE (12/08/15)
	55	KENTUCKY (01/21/16)
FIELD GOAL PERCENTAGE	.348 (23-66)	vs Stanford (11/27/15)
	.381 (24-63)	AKRON (11/18/15)
	.381 (24-63)	MERCER (12/19/15)
3 PT FIELD GOALS MADE	2	KENTUCKY (01/21/16)
	4	NORTH FLORIDA (12/22/15)
3 PT FG ATTEMPTS	10	NORTH FLORIDA (12/22/15)
	12	KENTUCKY (01/21/16)
3 PT FG PERCENTAGE	.167 (2-12)	KENTUCKY (01/21/16)
	.294 (5-17)	at Wake Forest (12/04/15)
FREE THROWS MADE	7	at LSU (01/16/16)
	9	NORTH FLORIDA (12/22/15)
FREE THROW ATTEMPTS	11	at LSU (01/16/16)
	13	MISSISSIPPI STATE (01/09/16)
FREE THROW PERCENTAGE	.538 (14-26)	SOUTHERN UNIVERSITY (11/13/15)
	.563 (9-16)	NORTH FLORIDA (12/22/15)
REBOUNDS	26	vs Georgia Tech (11/26/15)
ASSISTS	12	KENTUCKY (01/21/16)
STEALS	3	KENTUCKY (01/21/16)
BLOCKED SHOTS	1	at Florida (02/03/16)
	2	NORTHWESTERN STATE (12/01/15)
	2	at Texas A&M (01/02/16)
TURNOVERS	6	at Mizzou (01/12/16)
	8	AKRON (11/18/15)
	8	at Wake Forest (12/04/15)
	8	VANDERBILT (01/05/16)
FOULS	16	EVANSVILLE (12/08/15)
	17	NORTHWESTERN STATE (12/01/15)
	17	MISSISSIPPI STATE (01/09/16)

## ARKANSAS INDIVIDUAL >> GAME HIGHS

Points	26	Hannahs, Dusty vs Mississippi State (01/09/16)
	26	Bell, Anthlon vs Vanderbilt (01/05/16)
	26	Kingsley, Moses at Dayton (12/30/15)
	25	Hannahs, Dusty vs Texas Tech (01/30/16)
	25	Bell, Anthlon vs Mississippi State (01/09/16)
	25	Kingsley, Moses vs Vanderbilt (01/05/16)
Field Goals Made	11	Kingsley, Moses vs North Florida (12/22/15)
	9	Hannahs, Dusty at Georgia (01/23/16)
	9	Bell, Anthlon vs Mississippi State (01/09/16)
	9	Hannahs, Dusty vs Mississippi State (01/09/16)
	9	Kingsley, Moses vs Vanderbilt (01/05/16)
	9	Bell, Anthlon vs Vanderbilt (01/05/16)
	9	Kingsley, Moses at Mizzou (12/30/15)
Field Goal Att.	20	Bell, Anthlon vs Akron (11/18/15)
	18	Hannahs, Dusty at Georgia (01/23/16)
	18	Bell, Anthlon vs Vanderbilt (01/05/16)
FG Pct (min 5 made)	1.000 (8-8)	Kingsley, Moses at Mizzou (01/12/16)
	1.000 (8-8)	Kingsley, Moses vs Southern University (11/13/15)
3-Point FG Made	8	Hannahs, Dusty vs Mississippi State (01/09/16)
	6	Bell, Anthlon vs Vanderbilt (01/05/16)
3-Point FG Att.	13	Hannahs, Dusty vs Mississippi State (01/09/16)
	13	Bell, Anthlon vs Akron (11/18/15)
3-Pt FG Pct (min 2 made)	1.000 (5-5)	Hannahs, Dusty vs Charleston Southern (11/20/15)
	.833 (5-6)	Bell, Anthlon vs Evansville (12/08/15)
Free Throws Made	10	Hannahs, Dusty vs Evansville (12/08/15)
	9	Hannahs, Dusty vs Vanderbilt (01/05/16)
Free Throw Att.	11	Kingsley, Moses vs Southern University (11/13/15)
	10	Kingsley, Moses vs Kentucky (01/21/16)
	10	Kingsley, Moses at Mizzou (01/12/16)
	10	Hannahs, Dusty vs Vanderbilt (01/05/16)
	10	Kingsley, Moses vs Vanderbilt (01/05/16)
	10	Hannahs, Dusty vs Evansville (12/08/15)
FT Pct (min 3 made)	1.000 (10-10)	Hannahs, Dusty vs Mississippi State (01/09/16)
	1.000 (8-8)	Hannahs, Dusty vs Texas Tech (01/30/16)
	1.000 (5-5)	Hannahs, Dusty vs Georgia Tech (11/26/15)
	1.000 (5-5)	Hannahs, Dusty vs Akron (11/18/15)
	1.000 (4-4)	Durham, Jabril vs Texas Tech (01/30/16)
	1.000 (4-4)	Hannahs, Dusty vs Texas A&M (01/27/16)
	1.000 (4-4)	Kouassi, Willy at Wake Forest (12/04/15)
	1.000 (4-4)	Bell, Anthlon vs Northwestern State (12/01/15)
	1.000 (4-4)	Kingsley, Moses vs Stanford (11/27/15)
	1.000 (4-4)	Watkins, Manuale vs Charleston Southern (11/20/15)
	1.000 (4-4)	Durham, Jabril vs Akron (11/18/15)
	1.000 (4-4)	Hannahs, Dusty vs Southern University (11/13/15)
	1.000 (3-3)	Hannahs, Dusty at Florida (02/03/16)
	1.000 (3-3)	Watkins, Manuale vs Texas Tech (01/30/16)
Rebounds	14	Kingsley, Moses vs Mercer (12/19/15)
	13	Kingsley, Moses vs Tennessee Tech (12/12/15)
Assists	12	Durham, Jabril vs Mississippi State (01/09/16)
	11	Durham, Jabril vs Charleston Southern (11/20/15)
Steals	6	Durham, Jabril vs Mississippi State (01/09/16)
	5	Durham, Jabril vs Mercer (12/19/15)
	5	Durham, Jabril vs Northwestern State (12/01/15)
	5	Durham, Jabril vs Southern University (11/13/15)
Blocked Shots	8	Kingsley, Moses vs Tennessee Tech (12/12/15)
	5	Kingsley, Moses vs North Florida (12/22/15)
	5	Kingsley, Moses vs Southern University (11/13/15)
Turnovers	6	Durham, Jabril vs Southern University (11/13/15)
	5	Kingsley, Moses at Florida (02/03/16)
	5	Hannahs, Dusty at Dayton (12/30/15)
Minutes	54	Durham, Jabril vs Southern University (11/13/15)
	47	Bell, Anthlon vs Southern University (11/13/15)
	46	Whitt, Jimmy vs Southern University (11/13/15)
	40	Hannahs, Dusty vs Texas Tech (01/30/16)
	40	Kingsley, Moses at Dayton (12/30/15)

## LEADS & DEFICITS

Date	Opponent	Largest Lead	Largest Deficit	Time Led	Time Trailed	Time Tied	Outcome
11/13	Southern University	21 (2nd - 2:03)	1 (1st - 19:21)	37:31	2:16	0:13	W, 86-68
11/18	Akron	None	14 (2nd - 5:58)	0:00	39:09	0:51	L, 88-80
11/20	Charleston Southern	29 (2nd - 11:12)	1 (1st - 18:53)	38:45	0:00	1:15	W, 93-75
11/26	vs Georgia Tech	2 (1st - 2:58)	10 (1st - 9:09)	0:33	37:44	1:43	L, 83-73
11/27	vs Stanford	20 (1st - 10:35)	3 (2nd - 0:03)	38:41	0:38	0:41	L, 69-66
12/1	Northwestern State	46 (2nd - 6:46)	4 (1st - 17:28)	35:49	2:27	1:44	W, 117-78
12/04	at Wake Forest	2 (1st - 19:38)	14 (2nd - 18:15)	1:16	36:20	2:24	L, 88-85
12/08	Evansville	16 (2nd - 15:39)	8 (1st - 14:47)	28:20	9:09	2:31	W, 89-76
12/12	Tennessee Tech	26 (2nd - 1:19)	3 (1st - 19:46)	37:46	1:31	0:43	W, 83-57
12/19	Mercer%	5 (2nd - 17:19)	13 (2nd - 9:36)	5:46	31:07	8:07	L, 69-66 (OT)
12/22	North Florida	25 (2nd - 0:06)	None	39:39	0:00	0:21	W, 97-72
12/30	at Dayton	4 (OT - 2:39)	23 (1st - 9:46)	4:25	34:55	5:40	L, 85-81 (OT)
01/02	at #20 Texas A&M*	1 (1st - 11:01)	29 (2nd - 12:10)	0:30	38:50	0:40	L, 92-69
01/05	Vanderbilt*	13 (2nd - 18:48)	6 (1st - 17:12)	21:21	18:01	5:36	W, 90-85 (OT)
01/09	Mississippi State*	17 (2nd - 2:21)	2 (1st - 19:42)	36:58	2:00	1:02	W, 82-68
01/12	at Missouri*	33 (2nd - 0:48)	None	39:42	0:00	0:18	W, 94-61
01/16	at LSU*	7 (1st - 2:40)	6 (1st - 15:46)	15:18	16:36	8:06	L, 76-74
01/21	#23 Kentucky*	1 (1st - 19:34)	18 (2nd - 9:15)	0:28	38:45	0:26	L, 80-66
01/23	at Georgia*	8 (1st - 14:53)	8 (2nd - 12:40)	16:54	22:34	5:16	L, 76-73 (OT)
01/27	#5 Texas A&M*	10 (1st - 6:52)	1 (2nd - 13:33)	36:14	1:07	2:39	W, 74-71
01/30	Texas Tech	11 (2nd - 13:42)	12 (1st - 11:31)	16:34	24:44	3:42	W, 75-68 (OT)
02/03	at Florida*	5 (1st - 18:08)	12 (2nd - 4:51)	3:37	33:02	3:21	L, 87-83
02/06	Tennessee*	--	--	--	--	--	--
02/09	Mississippi State*	--	--	--	--	--	--
02/13	at Ole Miss*	--	--	--	--	--	--
02/17	Auburn*	--	--	--	--	--	--
02/20	Missouri*	--	--	--	--	--	--
02/23	LSU*	--	--	--	--	--	--
02/27	at Tennessee*	--	--	--	--	--	--
03/02	at Alabama*	--	--	--	--	--	--

% = North Little Rock, Ark. (Verizon Arena)

\* = Conference game

## PLUS/MINUS CUMULATIVE STATISTICS

Player	Minutes	PF	PA	+/-	+-/40	Gms	+-/Gm
Hannahs, Dusty	593:45	1265	1119	+146	+9.84	22	+6.64
Durham, Jabril	612:47	1273	1160	+113	+7.38	22	+5.14
Bell, Anthlon	638:00	1336	1225	+111	+6.96	22	+5.05
Kouassi, Willy	190:49	392	332	+60	+12.58	21	+2.86
Thompson, Trey	315:33	598	552	+46	+5.83	19	+2.42
Kingsley, Moses	650:24	1286	1229	+57	+3.51	22	+2.59
Watkins, Manuale	463:04	896	859	+37	+3.20	22	+1.68
Whitt, Jimmy	406:32	767	731	+36	+3.54	22	+1.64
Miles, Keaton	343:41	635	613	+22	+2.56	22	+1.00
Beard, Anton	283:04	506	512	-6	-0.85	13	-0.46

Total +/-: +615



## STARTING LINEUPS

Date	Opponent	G	G	G	F	F	Outcome
11/13	Southern University	Hannahs	Durham	Whitt	Kingsley	Miles	W, 86-68
11/18	Akron	Hannahs	Durham	Whitt	Kingsley	Thompson	L, 88-80
11/20	Charleston Southern	Bell	Durham	Whitt	Kingsley	Miles	W, 93-75
11/26	vs Georgia Tech	Bell	Durham	Whitt	Kingsley	Miles	L, 83-73
11/27	vs Stanford	Bell	Durham	Whitt	Kingsley	Miles	L, 69-66
12/1	Northwestern State	Bell	Durham	Whitt	Kingsley	Miles	W, 117-78
12/04	at Wake Forest	Bell	Durham	Whitt	Kingsley	Miles	L, 88-85
12/08	Evansville	Bell	Durham	Whitt	Kingsley	Miles	W, 89-76
12/12	Tennessee Tech	Bell	Durham	Whitt	Kingsley	Miles	W, 83-57
12/19	Mercer%	Bell	Durham	Whitt	Kingsley	Miles	L, 69-66 (OT)
12/22	North Florida	Bell	Durham	Watkins	Kingsley	Miles	W, 97-72
12/30	at Dayton	Bell	Durham	Watkins	Kingsley	Miles	L, 85-81 (OT)
01/02	at #20 Texas A&M*	Bell	Durham	Watkins	Kingsley	Miles	L, 92-69
01/05	Vanderbilt*	Bell	Durham	Hannahs	Kingsley	Miles	W, 90-85 (OT)
01/09	Mississippi State*	Bell	Durham	Hannahs	Kingsley	Miles	W, 82-68
01/12	at Missouri*	Bell	Durham	Hannahs	Kingsley	Miles	W, 94-61
01/16	at LSU*	Bell	Durham	Hannahs	Kingsley	Miles	L, 76-74
01/21	#23 Kentucky*	Bell	Durham	Hannahs	Kingsley	Miles	L, 80-66
01/23	at Georgia*	Bell	Durham	Hannahs	Kingsley	Miles	L, 76-73 (OT)
01/27	#5 Texas A&M*	Bell	Durham	Hannahs	Kingsley	Watkins	W, 74-71
01/30	Texas Tech	Bell	Durham	Hannahs	Kingsley	Watkins	W, 75-68 (OT)
02/03	at Florida*	Bell	Durham	Hannahs	Kingsley	Watkins	L, 87-83
02/06	Tennessee*	--	--	--	--	--	--
02/09	Mississippi State*	--	--	--	--	--	--
02/13	at Ole Miss*	--	--	--	--	--	--
02/17	Auburn*	--	--	--	--	--	--
02/20	Missouri*	--	--	--	--	--	--
02/23	LSU*	--	--	--	--	--	--
02/27	at Tennessee*	--	--	--	--	--	--
03/02	at Alabama*	--	--	--	--	--	--

% = North Little Rock, Ark. (Verizon Arena)

\* = Conference game

# #FASTEST40 BOUND



**Jalen Barford**  
**#1 JUCO in the Nation**



**Daryl Macon**  
**#3 JUCO in the Nation**



**Arlando Cook**  
**#5 JUCO in the Nation**



**Adrio Bailey**  
**#50 Small Forward**

## ABOUT JALEN BARFORD >>

- Ranked as the No. 1 junior college transfer in the 2016 class, with a 94 percent composite rating by 247Sports.
- Plays at Motlow State Community College (Tenn.) where he averaged 20.6 points, 7.1 rebounds, 5.1 assists and 2.4 steals per game as a freshman.
- Opened the 2015-16 season earning back-to-back NJCAA National Player of the Week honors.
- Averaging 30.1 points, 7.8 rebounds and 4.0 assists per game through the first eight games of his sophomore season.
- Originally from Jackson, Tennessee, Barford attended South Side High School, where he was the West Tennessee Player of the Year as a senior.
- Led high school team to the Class AA State Championship, while averaging 22.5 points, three assists and three steals per game.

## ABOUT DARYL MACON >>

- Ranked the No. 3 junior college transfer in the 2016 class, with a 93 percent composite rating by 247Sports.
- Plays at Holmes Community College (Miss.), where he averaged 23 points, 4.1 rebounds and 3.1 assists per game as a freshman.
- Shot 88.5 percent from the free throw line as a freshman to rank No. 4 in the country at the NJCAA level.
- Had four 30-point games as a freshman and earned Region XXIII Player of the Year honor and was named NJCAA All-American First Team.
- Is a Little Rock, Arkansas, native and graduated from Parkview High School in 2014 after averaging 21 points per game as a senior.

## ABOUT ARLANDO COOK >>

- Ranked as the No. 5 junior college transfer in the 2016 class, with a 92 percent composite rating by 247Sports.
- Plays at Connors State College (Okla.), where he averaged 11.4 points and 9.3 rebounds, while shooting 57.2 percent from the field as a freshman, leading the Cowboys to a 33-2 campaign.
- Had a career-high 27 points in a 90-82 win over Northeastern Oklahoma A&M on March 6, 2015 and a career-high 17 rebounds in an 87-66 win at Carl Albert State on Jan 22, 2015.
- Played AAU for the Gym Rats in his hometown of St. Louis.
- Went to high school at Madison Prep, averaging 13.8 points, 9.3 rebounds and 1.9 blocks per game, while shooting 61 percent field goals.

## ABOUT ADRIO BAILEY >>

- Ranked as the No. 11 player in the state of Louisiana and the No. 50 small forward in the 2016 class by Rivals.com.
- Rated as a three-star player by 247Sports.com, Rivals.com, Scout.com and Future150.com.
- Attends Lakeview High School in Campti, Louisiana.
- Averaged 15 points, 10 rebounds, four assists, three steals and 2.3 blocks as a junior to lead the Gators to a 34-4 record and a Class 2A runner-up finish
- Played for the Urban DFW team last spring and summer.

# BOSS HOG



## CAREER NUMBERS

### At Arkansas

2015-16	>>>	11-11
2014-15	>>>	27-9 (NCAA, Third Round)
2013-14	>>>	22-12 (NIT, Second Round)
2012-13	>>>	19-13
2011-12	>>>	18-14
Totals	>>>	97-59 (5th Year)

### At Missouri

2010-11	>>>	23-11 (NCAA Second Round)
2009-10	>>>	23-11 (NCAA Second Round)
2008-09	>>>	31-7 (NCAA Elite Eight)
2007-08	>>>	16-16
2006-07	>>>	18-12
Totals	>>>	111-57 (5 Years)

### At Alabama-Birmingham (UAB)

2005-06	>>>	24-7 (NCAA First Round)
2004-05	>>>	22-11 (NCAA Second Round)
2003-04	>>>	22-10 (NCAA Sweet 16, C-USA Co-Champs)
2002-03	>>>	21-13 (NIT Quarterfinals)
Totals	>>>	89-41 (4 Years)

**Overall Record** 297-157 (14th Year)

## IT'S A NUMBERS GAME

### Postseason Tournaments

**1 2 3 4 5 6 7 8 9**

### 20-Win Seasons

**1 2 3 4 5 6 7 8 9**

### NCAA Tournaments

**1 2 3 4 5 6 7**

### 30-Win Seasons

**1**

### Losing Seasons

**0**

## PERSONAL INFO

Born: Dec. 12, 1959  
 Hometown: Birmingham, Ala.  
 Alma Mater: Tulsa (1982)  
 Wife: Marcheita  
 Children: Darcheita, Michael Jr., Yvonne  
 Date Named Head Coach at Arkansas: March 23, 2011



Head coach Mike Anderson is one of just 11 current Division I coaches with 10-plus years of head coaching experience and no losing seasons. Anderson and Thad Matta are the only coaches to accomplish the feat during stops at three different institutions.

Coach	Schools	Yrs
Roy Williams	Kansas/UNC	27
Tom Izzo	Michigan State	20
Mark Few	Gonzaga	16
Bo Ryan	Milwaukee/Wisconsin	16
Thad Matta	Butler/Xavier/Ohio State	15
John Thompson III	Princeton/Georgetown	15
Mike Anderson	UAB/Missouri/Arkansas	13
Jamie Dixon	Pittsburgh	12
Sean Miller	Xavier/Arizona	11
Andy Kennedy	Cincinnati/Ole Miss	10
Dave Rose	BYU	10

The Razorback Nation welcomed home one of its own on March 23, 2011, when Mike Anderson was named the 12th head men's basketball coach in Arkansas history. Charged with bringing back the winning tradition that was synonymous with the Razorback program throughout the '80s and '90s, Anderson has helped the Razorbacks improve each year on and off the court as the tradition-rich program grows closer to returning to its glory days.

Fans caught a glimpse of those glory days in 2014-15, as the Razorbacks returned to both the NCAA Tournament and SEC Tournament championship game for the first time since 2008. Highlighted by a victory over Southern Conference champ Wofford in the NCAA Tournament second round and a program-record six SEC road wins, Arkansas produced the sixth-most wins in program history with a 27-9 record. Of course, the up-tempo style of play donned the "Fastest 40 Minutes in Basketball" reached another level, as the Razorbacks led the SEC in five different statistical categories, including scoring (77.4), assists (16.1) and turnover margin (+3.8).

The 2014-15 campaign brought back memories of the 90's, as Arkansas finished second in the SEC at 13-5 and spent eight weeks ranked in both the Associated Press Top 25 Poll and the USA Today Coaches Poll. Anderson's attention to detail in skill development helped sophomore Bobby Portis become only the second Razorback in program history to be named the SEC Player of the Year by both the Associated Press and league head coaches. Portis was the first Razorback to surpass 1,000 points and 500 rebounds as a sophomore and went on to become the 12th player in program history to be selected in the first round of the NBA Draft when he went 22nd overall to the Chicago Bulls.

A long-time assistant and associate head coach at Arkansas, Anderson spent nine years as a head coach at the University of Alabama-Birmingham and the University of Missouri before returning to the Razorbacks.

## NUMERICAL ROSTER

No.	Name	Pos.	Ht.	Wt.	Yr.	Hometown/High School/Last School
1	Trey Thompson	F	6-9	260	So.	Madison, Ark./Forrest City HS
2	Jake Mosiman	G	6-0	185	Jr.	Lawrence, Kan./Lawrence HS
3	Dusty Hannahs	G	6-3	203	R-Jr.	Little Rock, Ark./Pulaski Academy/Texas Tech
4	Jabril Durham	G	6-1	185	Sr.	DeSoto, Texas/DeSoto HS/Seminole State College
5	Anthlon Bell	G	6-3	185	Sr.	Memphis, Tenn./Bartlett HS
12	DaShaun Stark^	G	6-5	185	Jr.	Springdale, Ark./Springdale HS/ Drury University
14	Tristan Simmons	G	5-10	170	Fr.	El Dorado, Ark./El Dorado HS
15	Lorenzo Jenkins	G	6-7	210	Fr.	Naples, Fla./First Baptist Academy
21	Manuale Watkins	G	6-3	205	Jr.	Fayetteville, Ark./Fayetteville HS
31	Anton Beard	G	6-0	195	So.	N. Little Rock, Ark./North Little Rock HS
24	Jimmy Whitt	G	6-4	173	Fr.	Columbia, Mo./Hickman HS
33	Moses Kingsley	F/C	6-10	230	Jr.	Abuja, Nigeria/Huntington Prep (W. Va.)
50	Willy Kouassi	C	6-10	230	R-Sr.	Abidjan, Ivory Coast/Central Park Christian/Kennesaw St.
55	Keaton Miles	F	6-7	212	R-Sr.	Dallas, Texas/Dallas Lincoln HS/West Virginia

^ - Will sit out the 2015-16 season due to NCAA four-year transfer rules

## ALPHABETICAL

No.	Name	Yr.
3	Beard, Anton	So.
5	Bell, Anthlon	Sr.
4	Durham, Jabril	Sr.
3	Hannahs, Dusty	R-Jr.
15	Jenkins, Lorenzo	Fr.
33	Kingsley, Moses	Jr.
50	Kouassi, Willy	R-Sr.
55	Miles, Keaton	Sr.
2	Mosiman, Jake	Jr.
14	Simmons, Tristan	Fr.
12	Stark, DaShaun	Jr.
1	Thompson, Trey	So.
21	Watkins, Manuale	Jr.
24	Whitt, Jimmy	Fr.

## COACHING STAFF

Title	Name	Experience	Alma Mater
Head Coach	Mike Anderson	5th Year	Tulsa, '82
Associate Head Coach	Melvin Watkins	5th Year	Charlotte, '77
Assistant Coach	TJ Cleveland	5th Year	Arkansas, '02
Assistant Coach	Matt Zimmerman	5th Year	Arkansas, '90
Director of Operations	Jeff Daniels	5th Year	Montevallo, '82
Director of S-A Development	Scotty Thurman	6th Year	Philander-Smith, '03
Video Coordinator	Will Bartlett	5th Year	Missouri, '09
Special Assistant to the HC	Lee Mayberry	2nd Year	Arkansas, '15
Graduate Assistant	Kikko Haydar	1st Year	Arkansas, '14
Graduate Assistant	Ryne Colvin	2nd Year	Arkansas, '14
Athletic Trainer	Dave England	33rd Year	Arkansas, '80
Strength & Conditioning Coach	Adam Petway	2nd Year	USSA, '13

### Pronunciation Guide

Willy Kouassi: Koo-Wa-see

Manuale Watkins: Man-YOU-L





# « TREY 1 THOMPSON »»

F | So. | 6-9 | 260  
Madison, Ark. | Forrest City HS

@T\_Top24

## CAREER HIGHS >>

**Points:** 10 vs. Tennessee Tech (Dec. 12, 2015)  
**FG:** 5 vs. Tennessee Tech (Dec. 12, 2015)  
**FGA:** 7 vs. Tennessee Tech (Dec. 12, 2015)  
**3FG:** --  
**3FGA:** --  
**FT:** 4 at Texas A&M (Jan. 2, 2016)  
**FTA:** 5 at Texas A&M (Jan. 2, 2016)  
**Rebounds:** 9 vs. Texas Tech (Jan. 30, 2016)  
**Assists:** 5 vs. North Florida (Dec. 22, 2015)  
**Steals:** 1, 8x, last at Florida (Feb. 3, 2016)  
**Blocks:** 4 vs. Texas Tech (Jan. 30, 2016)  
**Minutes:** 26 vs. Tennessee Tech (Dec. 12, 2015)

## SEASON HIGHS >>

**Points:** 10 vs. Tennessee Tech (Dec. 12, 2015)  
**FG:** 5 vs. Tennessee Tech (Dec. 12, 2015)  
**FGA:** 7 vs. Tennessee Tech (Dec. 12, 2015)  
**3FG:** --  
**3FGA:** --  
**FT:** 4 at Texas A&M (Jan. 2, 2016)  
**FTA:** 5 at Texas A&M (Jan. 2, 2016)  
**Rebounds:** 9 vs. Texas Tech (Jan. 30, 2016)  
**Assists:** 5 vs. North Florida (Dec. 22, 2015)  
**Steals:** 1, 7x, last at Florida (Feb. 3, 2016)  
**Blocks:** 4 vs. Texas Tech (Jan. 30, 2016)  
**Minutes:** 26 vs. Tennessee Tech (Dec. 12, 2015)

## SUPERLATIVE STATS >>

	Season	Career
Double Figure Points	1	1
5+ Rebounds	9	9
Games With Off. Rebound	8	11
2+ Off. Rebounds	4	4
3+ Assists	2	2
Games W/ a Steal	7	7
Games W/ a Block	10	10

## #RAZORFACTS >>

- Posted first career double-digit scoring effort against Tennessee Tech (Dec. 12).
- Has fouled out of four of the last six games.
- Went 3-for-3 from the field and scored seven points in upset win over No. 5 Texas A&M (Jan. 27).
- Pulled down a career-high nine rebounds against Texas Tech (Jan. 30).
- Recorded a career-high four blocks against Texas Tech (Jan. 30).
- Played a career-long 26 minutes against Tennessee Tech (Dec. 12).
- Missed the Stanford, Northwestern State and Wake Forest games with ankle injury suffered in Ga. Tech game.
- Dished out a career-high five assists and tied a career mark with seven rebounds against North Fla. (Dec. 22).
- Made a career-high four free throws at Texas A&M (Jan. 2).
- Made his first collegiate start against Akron (Nov. 18).
- Saw playing time in 14 games as a true freshman last season.

## GAME-BY-GAME STATS >>

Opponent	Date	gs	min	Total		3-Pointers		Free throws		Rebounds					pts	avg				
				fg-fga	pct	3fg-fga	pct	ft-fa	pct	off	def	tot	avg	pf			a	t/o	blk	stl
SOUTHERN UNIVERSITY	11/13/15	17	1-4	.250	0-0	.000	0-2	.000	0	4	4	4.0	2	1	0	0	0	2	2.0	
AKRON	11/18/15	* 22	2-4	.500	0-0	.000	0-0	.000	3	4	7	5.5	3	2	1	1	1	4	3.0	
CHARLESTON SOUTHERN	11/20/15	21	2-2	1.000	0-0	.000	0-0	.000	0	6	6	5.7	4	0	4	2	1	4	3.3	
vs Georgia Tech	11/26/15	7	0-0	.000	0-0	.000	0-0	.000	0	1	1	4.5	2	0	1	0	0	0	2.5	
vs Stanford	11/27/15	dnp	-	-	-	-	-	-	-	-	-	-	-	-	-	-	-	-	-	
NORTHWESTERN STATE	12/01/15	dnp	-	-	-	-	-	-	-	-	-	-	-	-	-	-	-	-	-	
at Wake Forest	12/04/15	dnp	-	-	-	-	-	-	-	-	-	-	-	-	-	-	-	-	-	
EVANSVILLE	12/08/15	4	0-0	.000	0-0	.000	0-0	.000	0	0	0	3.6	0	1	0	0	0	0	2.0	
TENNESSEE TECH	12/12/15	26	5-7	.714	0-0	.000	0-0	.000	0	7	7	4.2	3	2	1	2	1	10	3.3	
MERCER	12/19/15	15	2-2	1.000	0-0	.000	0-0	.000	0	3	3	4.0	1	2	1	0	0	4	3.4	
NORTH FLORIDA	12/22/15	21	1-4	.250	0-0	.000	2-2	1.000	2	5	7	4.4	3	5	0	0	1	4	3.5	
at Dayton	12/30/15	7	1-1	1.000	0-0	.000	0-2	.000	0	3	3	4.2	4	2	1	0	0	2	3.3	
at Texas A&M	01/02/16	23	1-3	.333	0-0	.000	4-5	.800	0	6	6	4.4	2	1	3	1	0	6	3.6	
VANDERBILT	01/05/16	18	1-2	.500	0-0	.000	0-0	.000	0	3	3	4.3	3	1	1	0	0	2	3.5	
MISSISSIPPI STATE	01/09/16	12	1-1	1.000	0-0	.000	0-0	.000	1	4	5	4.3	3	0	3	2	0	2	3.3	
at Mizzou	01/12/16	22	1-1	1.000	0-0	.000	1-1	1.000	1	3	4	4.3	4	3	0	1	0	3	3.3	
at LSU	01/16/16	19	1-3	.333	0-0	.000	2-2	1.000	1	6	7	4.5	5	1	1	0	0	4	3.4	
KENTUCKY	01/21/16	21	1-2	.500	0-0	.000	0-0	.000	1	3	4	4.5	5	3	0	1	0	2	3.3	
at Georgia	01/23/16	18	0-1	.000	0-0	.000	0-0	.000	0	2	2	4.3	2	0	2	2	0	0	3.1	
TEXAS A&M	01/27/16	14	3-3	1.000	0-0	.000	1-3	.333	0	1	1	4.1	5	1	2	1	1	7	3.3	
TEXAS TECH	01/30/16	22	1-1	1.000	0-0	.000	0-2	.000	2	7	9	4.4	5	2	0	4	1	2	3.2	
at Florida	02/03/16	20	0-0	.000	0-0	.000	0-0	.000	3	2	5	4.4	3	0	2	0	1	0	3.1	
Totals		1	329	24-41	.585	0-0	.000	10-19	.526	14	70	84	4.4	59	27	23	17	7	58	3.1

Games played: 19  
 Minutes/game: 17.3  
 Points/game: 3.1  
 FG Pct: 58.5  
 FT Pct: 52.6  
 Rebounds/game: 4.4  
 Assists/game: 1.4  
 Turnovers/game: 1.2  
 Assist/turnover ratio: 1.2  
 Steals/game: 0.4  
 Blocks/game: 0.9

## ARKANSAS CAREER STATS >>

Season	gp-gs	min/avg	Total		3-Point		F-Throws		Rebounds					Scoring						
			fg-fga	pct	fg-fga	pct	ft-fa	pct	off	def	tot	avg	pf	fo	ast	to	blk	stl	pts	avg
2014-15	14-0	33/2.4	1-5	.200	0-0	.000	3-3	1.000	3	3	6	0.4	3	0	1	4	1	1	5	0.4
2015-16	19-1	329/17.3	24-41	.585	0-0	.000	10-19	.526	14	70	84	4.4	59	4	27	23	17	7	58	3.1
TOTAL	33-1	362/11.0	25-46	.543	0-0	.000	13-22	.591	17	73	90	2.7	62	4	28	27	18	8	63	1.9



# « DUSTY 3 HANNAHS »»

G | R-Jr. | 6-3 | 203

Little Rock, Ark. | Pulaski Academy | Texas Tech

@D\_Hannahs | #SplashZone

## CAREER HIGHS >>

**Points:** 26 vs. Mississippi State (Jan. 9, 2015)  
**FG:** 9, 2x, last at Georgia (Jan. 23, 2016)  
**FGA:** 18 at Georgia (Jan. 23, 2016)  
**3FG:** 8 vs. Mississippi State (Jan. 9, 2016)  
**3FGA:** 13 vs. Mississippi State (Jan. 9, 2015)  
**FT:** 10 vs. Evansville (Dec. 8, 2015)  
**FTA:** 10, 2x, last vs. Vanderbilt (Jan. 5, 2016)  
**Rebounds:** 6 at Georgia (Jan. 23, 2016)  
**Assists:** 6 at West Virginia (Jan. 22, 2014)<sup>^</sup>  
**Steals:** 3, 2x, last vs. Mississippi State (Jan. 9, 2015)  
**Blocks:** 1, 2x, last at Arizona State (Dec. 21, 2013)<sup>^</sup>  
**Minutes:** 40 vs. Texas Tech (Jan. 30, 2016)

<sup>^</sup> - at Texas Tech

## SEASON HIGHS >>

**Points:** 26 vs. Mississippi State (Jan. 9, 2015)  
**FG:** 9, 2x, last at Georgia (Jan. 23, 2016)  
**FGA:** 18 at Georgia (Jan. 23, 2016)  
**3FG:** 8 vs. Mississippi State (Jan. 9, 2016)  
**3FGA:** 13 vs. Mississippi State (Jan. 9, 2015)  
**FT:** 10 vs. Evansville (Dec. 8, 2015)  
**FTA:** 10, 2x, last vs. Vanderbilt (Jan. 5, 2016)  
**Rebounds:** 6 at Georgia (Jan. 23, 2016)  
**Assists:** 2, 5x, last vs. Texas Tech (Jan. 30, 2016)  
**Steals:** 3 vs. Mississippi State (Jan. 9, 2015)  
**Blocks:** --  
**Minutes:** 40 vs. Texas Tech (Jan. 30, 2016)

## SUPERLATIVE STATS >>

	Season	Career
Double Figure Points	20	38
20+ Points	11	13
Team Leader/Scoring	10	14
5+ Field Goals	16	24
Games W/ a Three-Pointer	20	67
2+ Three-Pointers	15	37
3+ Three-Pointers	12	22
4+ Three-Pointers	5	10
5+ Three-Pointers	3	4
Games W/ an Assist	15	48

## #RAZORFACTS >>

- Has scored 20-plus points in six of the last eight games and a team-best 11 times this year.
- Scored 21 points in the first half against Texas Tech, turning a 10-point deficit into a four-point lead in nine minutes.
- Has made 13 three-pointers in the last four games and averaged 21.5 points per game.
- Has made 17 straight free throws over the last four games and leads the SEC with a .881 percentage.
- Started the last nine contests after coming off the bench the previous 12 games.
- Scored a career-high 26 points against Mississippi State (Jan. 9) on a career-best eight three-pointers.
- Is one of three players in school history to make eight three-pointers in an SEC game.
- Has led Arkansas in scoring 10 times, with six of those coming off the bench.
- Ranks No. 4 in the SEC in three-pointers made (58) and No. 3 in three-point field goal percentage (.453).
- Set a career-high with a 10-for-10 performances from the free throw line against Evansville.
- Went 5-for-5 from behind the arc against Charleston Southern for a game-high 21 points.
- Was the fourth player in program history to make five treys in a game without a miss.
- One of five players in the last 28 years to score 20-plus points in his Razorback debut.
- One of four players in the last 28 years to make five-plus three-pointers in his first game at Arkansas.
- Sat out the 2014-15 season after transferring from Texas Tech.

## GAME-BY-GAME STATS >>

Opponent	Date	qs	min	Total		3-Pointers		Free throws		Rebounds				Other				pts	avg		
				fg-fga	pct	3fg-fga	pct	ft-fa	pct	off	def	tot	avg	pf	a	to	blk			stl	
SOUTHERN UNIVERSITY	11/13/15	*	31	6-13	.462	5-7	.714	4-4	1.000	0	2	2	2.0	3	2	1	0	0	21	21.0	
AKRON	11/18/15	*	30	5-11	.455	1-4	.250	5-5	1.000	0	0	0	1.0	2	1	1	0	0	16	18.5	
CHARLESTON SOUTHER	11/20/15		25	7-9	.778	5-5	1.000	2-2	1.000	1	1	2	1.3	3	1	2	0	0	21	19.3	
vs Georgia Tech	11/26/15		24	5-10	.500	2-3	.667	5-5	1.000	0	0	0	1.0	4	2	2	0	0	17	18.8	
vs Stanford	11/27/15		27	3-14	.214	1-8	.125	5-6	.833	1	3	4	1.6	1	2	2	0	2	12	17.4	
NORTHWESTERN STATE	12/01/15		23	8-13	.615	3-6	.500	2-2	1.000	0	0	0	1.3	4	1	1	0	2	21	18.0	
at Wake Forest	12/04/15		29	5-12	.417	3-8	.375	2-2	1.000	0	4	4	1.7	3	1	1	0	0	15	17.6	
EVANSVILLE	12/08/15		30	5-11	.455	3-5	.600	10-10	1.000	1	0	1	1.6	0	1	1	0	2	23	18.3	
TENNESSEE TECH	12/12/15		22	7-12	.583	3-6	.500	4-6	.667	0	2	2	1.7	1	1	1	0	0	21	18.6	
MERCER	12/19/15		24	4-12	.333	2-7	.286	0-0	.000	0	5	5	2.0	4	0	3	0	0	10	17.7	
NORTH FLORIDA	12/22/15		15	2-8	.250	0-1	.000	1-1	1.000	0	3	3	2.1	1	1	1	0	0	5	16.5	
at Dayton	12/30/15		20	6-10	.600	1-3	.333	0-0	.000	1	1	2	2.1	1	0	5	0	0	13	16.3	
at Texas A&M	01/02/16		17	3-5	.600	1-3	.333	3-6	.500	0	1	1	2.0	0	0	0	0	0	10	15.8	
VANDERBILT	01/05/16	*	34	2-11	.182	0-3	.000	9-10	.900	3	2	5	2.2	1	2	0	0	0	13	15.6	
MISSISSIPPI STATE	01/09/16	*	37	9-16	.563	8-13	.615	0-0	.000	0	2	2	2.2	0	1	0	0	3	26	16.3	
at Missouri	01/12/16	*	20	8-10	.800	4-5	.800	0-0	.000	0	1	1	2.1	2	1	2	0	0	20	16.5	
at LSU	01/16/16	*	20	3-10	.300	2-5	.400	0-0	.000	1	0	1	2.1	2	0	1	0	1	8	16.0	
KENTUCKY	01/21/16	*	33	7-14	.500	1-5	.200	5-7	.714	2	1	3	2.1	3	0	2	0	0	20	16.2	
at Georgia	01/23/16	*	34	9-18	.500	4-7	.571	2-3	.667	2	4	6	2.3	2	1	3	0	1	24	16.6	
TEXAS A&M	01/27/16	*	31	5-12	.417	3-8	.375	4-4	1.000	0	2	2	2.3	1	0	2	0	2	17	16.7	
TEXAS TECH	01/30/16	*	40	7-17	.412	3-9	.333	8-8	1.000	1	3	4	2.4	2	2	1	0	1	25	17.0	
at Florida	02/03/16	*	32	7-14	.500	3-7	.429	3-3	1.000	2	2	4	2.5	3	1	1	0	0	20	17.2	
Totals			11	598	123-262	.469	58-128	.453	74-84	.881	15	39	54	2.5	43	21	33	0	14	378	17.2

Games played: 22  
 Minutes/game: 27.2  
 Points/game: 17.2  
 FG Pct: 46.9  
 3FG Pct: 45.3  
 FT Pct: 88.1

Rebounds/game: 2.5  
 Assists/game: 1.0  
 Turnovers/game: 1.5  
 Assist/turnover ratio: 0.6  
 Steals/game: 0.6

## ARKANSAS CAREER STATS >>

Season	gp-gs	min/avg	Total		3-Point		F-Throws		Rebounds				Other				Scoring			
			fg-fga	pct	fg-fga	pct	ft-fa	pct	off	def	tot	avg	pf	fo	ast	to	blk	stl	pts	avg
2015-16	22-11	598/27.2	123-262	.469	58-128	.453	74-84	.881	15	39	54	2.5	43	0	21	33	0	14	378	17.2
TOTAL	22-11	598/27.2	123-262	.469	58-128	.453	74-84	.881	15	39	54	2.5	43	0	21	33	0	14	378	17.2

# « JABRIL 4 DURHAM »»

G | Sr. | 6-1 | 185

DeSoto, Texas | DeSoto HS | Seminole State CC

@Humble\_Hog4 | #JaBrilliant



## CAREER HIGHS >>

**Points:** 14 vs. Northwestern State (Dec. 1, 2015)  
**FG:** 4, 4x, last at Florida (Feb. 3, 2016)  
**FGA:** 10 at Florida (Feb. 3, 2016)  
**3FG:** 3 vs. Dayton (Dec. 13, 2014)  
**3FGA:** 5, 2x, last at Florida (Feb. 3, 2016)  
**FT:** 8 at Dayton (Dec. 30, 2015)  
**FTA:** 9 at Dayton (Dec. 30, 2015)  
**Rebounds:** 9 vs. Evansville (Dec. 8, 2015)  
**Assists:** 12 vs. Mississippi State (Jan. 9, 2015)  
**Steals:** 6 vs. Mississippi State (Jan. 9, 2015)  
**Blocks:** None  
**Minutes:** 35, 2x, last vs. Evansville (Dec. 8, 2015)

## SEASON HIGHS >>

**Points:** 14 vs. Northwestern State (Dec. 1, 2015)  
**FG:** 4, 4x, last at Florida (Feb. 3, 2016)  
**FGA:** 10 at Florida (Feb. 3, 2016)  
**3FG:** 2, 2x, last at Florida (Feb. 3, 2016)  
**3FGA:** 5 at Florida (Feb. 3, 2016)  
**FT:** 8 at Dayton (Dec. 30, 2015)  
**FTA:** 9 at Dayton (Dec. 30, 2015)  
**Rebounds:** 9 vs. Evansville (Dec. 8, 2015)  
**Assists:** 12 vs. Mississippi State (Jan. 9, 2015)  
**Steals:** 6 vs. Mississippi State (Jan. 9, 2015)  
**Blocks:** --  
**Minutes:** 35, 2x, last vs. Evansville (Dec. 8, 2015)

## SUPERLATIVE STATS >>

	Season	Career
Team Leader in Assists	21	24
Games W/ a Three-Pointer	9	22
2+ Three-Pointers	2	3
Games W/ a Off. Rebound	9	14
5+ Assists	19	21
10+ Assists	5	5
Games With 2 or Fewer Turnovers	15	49
Games W/ a Steal	18	27

## #RAZORFACTS >>

- Leads the SEC and ranks No. 7 in the country with 6.9 assists per game.
- Has five-plus assists in 20 games this season, the second most in the country.
- Had five-plus assists in 19 straight games, the longest streak by an Arkansas player since joining the SEC.
- Is the only player in the country to record two games of 10-plus points and assists and five-plus steals.
- One of six players in the country with five double-digit assist performances this year.
- Has five of the 13 double-digit assist games in the SEC this year.
- Is one of six players in the country with four games of five-plus steals this year.
- Posted a career-high six steals against Mississippi State (Jan. 9).
- Against Northwestern State, he became the first Razorback in 20 years with 14 points, 10 assists and five steals in a game.
- Tallied a career-high 12 assists against Mississippi State (Jan. 9).
- Recorded his second double-double of the year with 10 points and 12 assists against Mississippi State (Jan. 9).
- Scored a career-high 14 points against Northwestern State (Dec. 1).
- Pulled down a career-high nine rebounds against Evansville (Dec. 8).

## GAME-BY-GAME STATS >>

Opponent	Date	gs	min	Total		3-Pointers		Free throws		Rebounds				pf	a	t/o	blk	stl	pts	avg	
				fg-fga	pct	3fg-fga	pct	ft-fa	pct	off	def	tot	avg								
SOUTHERN UNIVERSITY	11/13/15	*	54	3-6	.500	1-2	.500	0-0	.000	0	4	4	4.0	2	10	6	0	5	7	7.0	
AKRON	11/18/15	*	30	0-3	.000	0-2	.000	4-4	1.000	2	3	5	4.5	4	4	0	0	1	4	5.5	
CHARLESTON SOUTHER	11/20/15	*	28	1-4	.250	0-1	.000	5-6	.833	0	4	4	4.3	2	11	3	0	0	7	6.0	
vs Georgia Tech	11/26/15	*	33	2-6	.333	0-3	.000	1-3	.333	0	5	5	4.5	2	6	2	0	1	5	5.8	
vs Stanford	11/27/15	*	35	1-8	.125	0-2	.000	0-0	.000	1	1	2	4.0	2	7	2	0	0	2	5.0	
NORTHWESTERN STATE	12/01/15	*	28	4-8	.500	1-3	.333	5-6	.833	0	2	2	3.7	1	10	1	0	5	14	6.5	
at Wake Forest	12/04/15	*	30	4-7	.571	1-3	.333	0-0	.000	0	3	3	3.6	4	8	1	0	3	9	6.9	
EVANSVILLE	12/08/15	*	35	3-6	.500	1-1	1.000	2-2	1.000	1	8	9	4.3	1	7	2	0	1	9	7.1	
TENNESSEE TECH	12/12/15	*	24	2-5	.400	0-2	.000	0-0	.000	0	5	5	4.3	2	10	2	0	1	4	6.8	
MERCER	12/19/15	*	33	1-6	.167	1-3	.333	2-2	1.000	0	5	5	4.4	1	5	3	1	5	5	6.6	
NORTH FLORIDA	12/22/15	*	23	1-3	.333	0-0	.000	0-0	.000	1	1	2	4.2	2	7	1	0	2	2	6.2	
at Dayton	12/30/15	*	30	2-5	.400	0-0	.000	8-9	.889	0	2	2	4.0	2	5	4	0	1	12	6.7	
at Texas A&M	01/02/16	*	17	2-5	.400	0-1	.000	0-0	.000	0	1	1	3.8	2	5	2	0	0	4	6.5	
VANDERBILT	01/05/16	*	33	2-5	.400	0-1	.000	7-8	.875	0	3	3	3.7	4	6	2	0	4	11	6.8	
MISSISSIPPI STATE	01/09/16	*	29	4-7	.571	2-3	.667	0-0	.000	1	3	4	3.7	2	12	2	0	6	10	7.0	
at Mizou	01/12/16	*	16	0-2	.000	0-1	.000	0-0	.000	1	3	4	3.8	1	6	3	0	1	0	6.6	
at LSU	01/16/16	*	25	3-6	.500	0-1	.000	1-1	1.000	0	0	0	3.5	4	6	1	0	1	7	6.6	
KENTUCKY	01/21/16	*	24	1-5	.200	0-1	.000	1-2	.500	0	2	2	3.4	2	5	0	0	0	3	6.4	
at Georgia	01/23/16	*	19	1-4	.250	1-3	.333	2-2	1.000	1	2	3	3.4	5	6	1	0	1	5	6.3	
TEXAS A&M	01/27/16	*	28	1-2	.500	1-1	1.000	0-0	.000	1	1	2	3.4	3	7	3	0	1	3	6.2	
TEXAS TECH	01/30/16	*	33	2-4	.500	0-1	.000	4-4	1.000	0	2	2	3.3	2	5	4	0	1	8	6.2	
at Florida	02/03/16	*	28	4-10	.400	2-5	.400	0-0	.000	2	2	4	3.3	2	4	2	0	1	10	6.4	
Totals			22	635	44-117	.376	11-40	.275	42-49	.857	11	62	73	3.3	52	152	47	1	41	141	6.4

Games played: 22  
 Minutes/game: 28.9  
 Points/game: 6.4  
 FG Pct: 37.6  
 3FG Pct: 27.5  
 FT Pct: 85.7  
 Rebounds/game: 3.3  
 Assists/game: 6.9  
 Turnovers/game: 2.1  
 Assist/turnover ratio: 3.2  
 Steals/game: 1.9  
 Blocks/game: 0.0

## ARKANSAS CAREER STATS >>

Season	gp-gs	min/avg	Total		3-Point		F-Throws		Rebounds				Scoring							
			fg-fga	pct	fg-fga	pct	ft-fa	pct	off	def	tot	avg	pf	fo	ast	to	blk	stl	pts	avg
2014-15	36-9	359/10.0	20-66	.303	15-42	.357	11-14	.786	8	19	27	0.8	39	0	52	27	0	10	66	1.8
2015-16	22-22	635/28.9	44-117	.376	11-40	.275	42-49	.857	11	62	73	3.3	52	1	152	47	1	41	141	6.4
TOTAL	58-31	994/17.1	64-183	.350	26-82	.317	53-63	.841	19	81	100	1.7	91	1	204	74	1	51	207	3.6

# « ANTHLON 5 BELL »»



G | Sr. | 6-3 | 185  
 Memphis, Tenn. | Bartlet HS

@\_AntHill | #NylonBell

## CAREER HIGHS >>

**Points:** 28 vs. Indiana State (March 18, 2014)  
**FG:** 11 vs. Indiana State (March 18, 2014)  
**FGA:** 20 vs. Akron (Nov. 18, 2015)  
**3FG:** 7 vs. Ole Miss (March 5, 2014)  
**3FGA:** 13 vs. Akron (Nov. 18, 2015)  
**FT:** 6 at Florida (Feb. 3, 2016)  
**FTA:** 8 at Florida (Feb. 3, 2016)  
**Rebounds:** 7 vs. Northwestern State (Dec. 1, 2015)  
**Assists:** 5 vs. Charleston Southern (Nov. 20, 2015)  
**Steals:** 3 vs. Tennessee (March 13, 2015)  
**Blocks:** 2 vs. Georgia Tech (Nov. 26, 2015)  
**Minutes:** 39 vs. Texas Tech (Jan. 30, 2016)

## SEASON HIGHS >>

**Points:** 26 vs. Vanderbilt (Jan. 5, 2016)  
**FG:** 9, 2x, last vs. Mississippi State (Jan. 9, 2015)  
**FGA:** 20 vs. Akron (Nov. 18, 2015)  
**3FG:** 6 vs. Vanderbilt (Jan. 5, 2016)  
**3FGA:** 13 vs. Akron (Nov. 18, 2015)  
**FT:** 6 at Florida (Feb. 3, 2016)  
**FTA:** 8 at Florida (Feb. 3, 2016)  
**Rebounds:** 7 vs. Northwestern State (Dec. 1, 2015)  
**Assists:** 5 vs. Charleston Southern (Nov. 20, 2015)  
**Steals:** 2, 5x, last at Georgia (Jan. 23, 2016)  
**Blocks:** 2 vs. Georgia Tech (Nov. 26, 2015)  
**Minutes:** 39 vs. Texas Tech (Jan. 30, 2016)

## SUPERLATIVE STATS >>

	Season	Career
Double Figure Points	20	46
20+ Points	7	11
Team Leader/Scoring	8	14
5+ Field Goals	19	32
Games W/ a Three-Pointer	22	83
2+ Three-Pointers	18	56
3+ Three-Pointers	12	36
4+ Three-Pointers	10	26
5+ Three-Pointers	5	11
Games W/ a Steal	9	36

## #RAZORFACTS >>

- With the 24 points at Florida he came the 39th 1,000 point scorer in program history.
- Named the SEC Player of the Week on Jan. 11 after averaging 25.5 points per game and making 11 treys.
- At LSU he became the sixth player in program history to make 200 career three-pointers.
- Is second in the SEC with 68 made three-pointers this season.
- Has a league best 31 three-pointers in SEC-only games.
- Has made a three-pointer in all 22 games and made two-plus treys in 18 of 22 games.
- Has scored double-digits in 20 of the first 22 games this year.
- Has scored 20-plus points in six of the last 14 games.
- Hit the go-ahead three-pointer with 2.0 seconds left against Vanderbilt (Jan. 5).
- Hit the game-tying three-pointer at Dayton with 1.4 seconds left to force OT (Dec. 30).
- Named to the NIT Tip-Off All-Tournament Team after sinking 9-of-15 threes and scoring 31 point.
- Went 5-for-5 from long range against Stanford in a span of six minutes and 34 seconds, taking Arkansas from a two-point deficit to a 19-point lead.
- One of four players in school history to lead the team in three-pointers made for three straight years.
- Has hit 216 three-pointers in 2,099 career minutes, an average of one every 9.72 minutes.
- His 216 career three-pointers are good for sixth in school history.

## GAME-BY-GAME STATS >>

Opponent	Date	gs	min	Total		3-Pointers		Free throws		Rebounds					pts	avg				
				fg-fga	pct	3fg-fga	pct	ft-fa	pct	off	def	tot	avg	pf			a	t/o	blk	stl
SOUTHERN UNIVERSITY	11/13/15	47	6-12	500	2-6	.333	0-0	.000	0	3	3	3.0	2	1	3	0	0	14	14.0	
AKRON	11/18/15	26	7-20	350	5-13	.385	4-5	.800	1	0	1	2.0	2	2	2	0	1	23	18.5	
CHARLESTON SOUTHER	11/20/15	* 31	5-12	417	2-7	.286	0-0	.000	1	0	1	1.7	1	5	0	1	0	12	16.3	
vs Georgia Tech	11/26/15	* 27	5-12	417	4-8	.500	0-1	.000	0	0	0	1.3	1	0	1	2	0	14	15.8	
vs Stanford	11/27/15	* 19	6-11	545	5-7	.714	0-0	.000	0	2	2	1.4	5	0	0	0	0	17	16.0	
NORTHWESTERN STATE	12/01/15	* 25	6-11	545	1-5	.200	4-4	1.000	2	5	7	2.3	1	0	0	0	2	17	16.2	
at Wake Forest	12/04/15	* 33	6-16	375	1-5	.200	0-0	.000	2	2	4	2.6	4	1	0	0	0	13	15.7	
EVANSVILLE	12/08/15	* 25	7-11	636	5-6	.833	2-4	.500	0	0	0	2.3	3	1	1	0	2	21	16.4	
TENNESSEE TECH	12/12/15	* 27	7-13	538	4-7	.571	3-4	.750	0	0	0	2.0	2	0	0	0	0	21	16.9	
MERCER	12/19/15	* 35	5-8	625	2-3	.667	4-5	.800	0	3	3	2.1	4	4	1	0	0	16	16.8	
NORTH FLORIDA	12/22/15	* 28	8-17	471	2-6	.333	2-2	1.000	4	1	5	2.4	1	3	1	0	0	20	17.1	
at Dayton	12/30/15	* 28	2-11	182	1-5	.200	0-0	.000	0	5	5	2.6	3	0	1	0	0	5	16.1	
at Texas A&M	01/02/16	* 26	5-13	385	4-9	.444	2-2	1.000	1	5	6	2.8	3	2	2	0	2	16	16.1	
VANDERBILT	01/05/16	* 34	9-18	500	6-10	.600	2-3	.667	2	1	3	2.9	3	1	1	0	2	26	16.8	
MISSISSIPPI STATE	01/09/16	* 33	9-17	529	5-7	.714	2-2	1.000	0	5	5	3.0	2	0	0	1	1	25	17.3	
at Mizzou	01/12/16	* 22	5-11	455	2-5	.400	0-0	.000	0	2	2	2.9	1	0	0	0	0	12	17.0	
at LSU	01/16/16	* 33	7-14	500	4-7	.571	1-1	1.000	0	3	3	2.9	1	3	3	0	0	19	17.1	
KENTUCKY	01/21/16	* 28	5-12	417	1-4	.250	5-6	.833	1	3	4	3.0	4	0	1	1	1	16	17.1	
at Georgia	01/23/16	* 33	2-5	400	2-5	.400	2-2	1.000	1	4	5	3.1	2	0	2	1	2	8	16.6	
TEXAS A&M	01/27/16	* 28	6-10	600	3-6	.500	2-2	1.000	1	0	1	3.0	2	3	0	0	0	17	16.6	
TEXAS TECH	01/30/16	* 39	4-14	286	3-8	.375	1-2	.500	0	5	5	3.1	2	1	2	0	1	12	16.4	
at Florida	02/03/16	* 29	7-12	583	4-5	.800	6-8	.750	0	1	1	3.0	4	0	0	0	0	24	16.7	
Totals		20	656	129-280	461	68-144	472	42-53	.792	16	50	66	3.0	53	27	21	6	14	368	16.7

Games played: 22  
 Minutes/game: 29.8  
 Points/game: 16.7  
 FG Pct: 46.1  
 3FG Pct: 47.2  
 FT Pct: 79.2  
 Rebounds/game: 3.0  
 Assists/game: 1.2  
 Turnovers/game: 1.0  
 Assist/turnover ratio: 1.3  
 Steals/game: 0.6  
 Blocks/game: 0.3

## ARKANSAS CAREER STATS >>

Season	gp-gs		Total		3-Point		F-Throws		Rebounds					Scoring						
	gp	gs	fg-fga	pct	fg-fga	pct	ft-fa	pct	off	def	tot	avg	pf	fo	ast	to	blk	stl	pts	avg
2012-13	29	0	131-268	.328	104-333	.317	11-91	.818	4	20	24	0.8	20	0	9	8	3	4	128	4.4
2013-14	32	14	222-515	.378	151-50	.331	15-12	.800	14	26	40	1.3	44	0	23	21	2	11	230	7.2
2014-15	36	16	257-660	.370	185-65	.351	41-29	.707	12	30	42	1.2	62	0	50	32	4	21	284	7.9
2015-16	22	20	280-656	.461	144-68	.472	53-42	.792	16	50	66	3.0	53	1	27	21	6	14	368	16.7
TOTAL	119	50	890-219	.394	584-216	.370	120-92	.767	46	126	172	1.4	179	1	109	82	15	50	1010	8.5





# MANUALE 21 WATKINS

G | Jr. | 6-3 | 205

Fayetteville, Ark. | Fayetteville HS

@ManualeWatkins | #HandyManny

## CAREER HIGHS >>

**Points:** 14, 2x, last at Wake Forest (Dec. 4, 2015)  
**FG:** 6 at Wake Forest (Dec. 4, 2015)  
**FGA:** 10 at Texas A&M (Jan. 2, 2016)  
**3FG:** --  
**3FGA:** 2 vs. Iona (Nov. 30, 2014)  
**FT:** 4 vs. Charleston Southern (Nov. 20, 2015)  
**FTA:** 4, 5x, last vs. Evansville (Dec. 8, 2015)  
**Rebounds:** 9 vs. Northwestern State (Dec. 1, 2015)  
**Assists:** 5, 2x, last vs. Northwestern State (Dec. 1, 2015)  
**Steals:** 5 vs. Wake Forest (Nov. 19, 2014)  
**Blocks:** 1, 2x, last at Dayton (Dec. 30, 2015)  
**Minutes:** 36 at Dayton (Dec. 30, 2015)

## SEASON HIGHS >>

**Points:** 14, 2x, last at Wake Forest (Dec. 4, 2015)  
**FG:** 6 at Wake Forest (Dec. 4, 2015)  
**FGA:** 10 at Texas A&M (Jan. 2, 2016)  
**3FG:** --  
**3FGA:** --  
**FT:** 4 vs. Charleston Southern (Nov. 20, 2015)  
**FTA:** 4, 3x, last vs. Evansville (Dec. 8, 2015)  
**Rebounds:** 9 vs. Northwestern State (Dec. 1, 2015)  
**Assists:** 5 vs. Northwestern State (Dec. 1, 2015)  
**Steals:** 4 vs. Georgia Tech (Nov. 26, 2015)  
**Blocks:** 1, 2x, last at Dayton (Dec. 30, 2015)  
**Minutes:** 36 at Dayton (Dec. 30, 2015)

## SUPERLATIVE STATS >>

	Season	Career
Double Figure Points	6	6
Games W/ a Offensive Rebound	11	23
Multiple Assists	15	18
5+ Assists	1	2
Games W/ a Steal	11	37
2+ Steals	5	13
3+ Steals	2	5

## #RAZORFACTS >>

- Made his sixth career start at Florida (Feb. 3).
- Scored six points in upset win over No. 5 Texas A&M (Jan. 27).
- Has six double-digit scoring games in his career, all coming this season.
- Made his first collegiate start against North Florida (Dec. 22) and scored 11 points.
- Has consecutive double-digit scoring efforts two different times this season.
- Tied a career high with 14 points at Wake Forest (Dec. 4).
- Went 6-for-7 from the field against the Demon Deacons.
- Pulled down a career-high nine rebounds against Northwestern State (Dec. 1).
- Dished out a career-high five assists against Northwestern State.
- Grabbed a career-high six offensive rebounds against Northwestern State.
- Hit the game-winning shot with 6.4 seconds left at Ole Miss (Feb. 14) last season.

## GAME-BY-GAME STATS >>

Opponent	Date	gs	min	Total		3-Pointers		Free throws		Rebounds					pts	avg				
				fg-fga	pct	3fg-fga	pct	ft-fa	pct	off	def	tot	avg	pf			a	t/o	blk	stl
SOUTHERN UNIVERSITY	11/13/15	18	1-6	.167	0-0	.000	1-4	.250	4	1	5	5.0	3	2	0	0	0	3	3.0	
AKRON	11/18/15	19	4-6	.667	0-0	.000	2-2	1.000	0	1	1	3.0	3	2	0	0	1	10	6.5	
CHARLESTON SOUTHER	11/20/15	21	5-6	.833	0-0	.000	4-4	1.000	0	3	3	3.0	3	2	1	1	2	14	9.0	
vs Georgia Tech	11/26/15	23	2-5	.400	0-0	.000	1-2	.500	1	0	1	2.5	1	3	2	0	4	5	8.0	
vs Stanford	11/27/15	25	2-6	.333	0-0	.000	0-0	.000	2	5	7	3.4	2	3	0	0	0	4	7.2	
NORTHWESTERN STATE	12/01/15	22	4-8	.500	0-0	.000	0-3	.000	3	6	9	4.3	1	5	0	0	0	8	7.3	
at Wake Forest	12/04/15	30	6-7	.857	0-0	.000	2-3	.667	1	3	4	4.3	1	3	0	0	2	14	8.3	
EVANSVILLE	12/08/15	26	4-5	.800	0-0	.000	2-4	.500	0	2	2	4.0	2	3	1	0	2	10	8.5	
TENNESSEE TECH	12/12/15	20	2-4	.500	0-0	.000	0-0	.000	0	1	1	3.7	0	3	2	0	1	4	8.0	
MERCER	12/19/15	16	0-1	.000	0-0	.000	0-0	.000	0	2	2	3.5	1	0	0	0	0	0	7.2	
NORTH FLORIDA	12/22/15	* 20	5-8	.625	0-0	.000	1-3	.333	3	4	7	3.8	2	1	1	0	3	11	7.5	
at Dayton	12/30/15	* 36	2-3	.667	0-0	.000	0-1	.000	2	0	2	3.7	4	2	1	1	0	4	7.3	
at Texas A&M	01/02/16	* 30	5-10	.500	0-0	.000	0-1	.000	3	3	6	3.8	1	4	0	0	0	10	7.5	
VANDERBILT	01/05/16	12	0-3	.000	0-0	.000	0-0	.000	1	2	3	3.8	3	1	1	0	1	0	6.9	
MISSISSIPPI STATE	01/09/16	17	0-2	.000	0-0	.000	0-0	.000	0	1	1	3.6	2	3	2	0	0	0	6.5	
at Mizzou	01/12/16	18	2-3	.667	0-0	.000	0-0	.000	0	3	3	3.6	1	4	0	0	1	4	6.3	
at LSU	01/16/16	15	1-3	.333	0-0	.000	0-0	.000	0	4	4	3.6	0	1	0	0	1	2	6.1	
KENTUCKY	01/21/16	9	1-3	.333	0-0	.000	0-0	.000	2	0	2	3.5	1	1	1	0	0	2	5.8	
at Georgia	01/23/16	13	1-3	.333	0-0	.000	0-1	.000	0	1	1	3.4	0	0	0	0	0	2	5.6	
TEXAS A&M	01/27/16	* 23	3-6	.500	0-0	.000	0-3	.000	0	4	4	3.4	5	0	0	0	0	6	5.7	
TEXAS TECH	01/30/16	* 29	3-4	.750	0-0	.000	3-3	1.000	2	0	2	3.3	0	3	0	0	0	9	5.8	
at Florida	02/03/16	* 22	1-3	.333	0-0	.000	1-1	1.000	0	1	1	3.2	2	2	2	0	1	3	5.7	
Totals		6	464	54-105	.514	0-0	.000	17-35	.486	24	47	71	3.2	38	48	14	2	19	125	5.7

Games played: 22  
 Minutes/game: 21.1  
 Points/game: 5.7  
 FG Pct: 51.4  
 FT Pct: 48.6  
 Rebounds/game: 3.2  
 Assists/game: 2.2  
 Turnovers/game: 0.6  
 Assist/turnover ratio: 3.4  
 Steals/game: 0.9  
 Blocks/game: 0.1

## ARKANSAS CAREER STATS >>

Season	gp-gs	min/avg	Total		3-Point		F-Throws		Rebounds					Scoring						
			fg-fga	pct	fg-fga	pct	ft-fa	pct	off	def	tot	avg	pf	fo	ast	to	blk	stl	pts	avg
2013-14	8-0	27/3.4	2-3	.667	0-0	.000	1-2	.500	1	3	4	0.5	2	0	1	2	0	3	5	0.6
2014-15	36-0	502/13.9	38-68	.559	0-7	.000	17-24	.708	17	56	73	2.0	54	0	39	28	0	37	93	2.6
2015-16	22-6	464/21.1	54-105	.514	0-0	.000	17-35	.486	24	47	71	3.2	38	1	48	14	2	19	125	5.7
TOTAL	66-6	993/15.0	94-176	.534	0-7	.000	35-61	.574	42	106	148	2.2	94	1	88	44	2	59	223	3.4

# « JIMMY 24 WHITT »»

G | Fr. | 6-4 | 173

Columbia, Mo. | Hickman HS

@JimmyWhitt33 | #JimmyBuckets



## CAREER HIGHS >>

**Points:** 15 at Missouri (Jan. 12, 2016)  
**FG:** 7 at Missouri (Jan. 12, 2016)  
**FGA:** 13 vs. Charleston Southern (Nov. 20, 2015)  
**3FG:** 1 at Texas A&M (Jan. 2, 2016)  
**3FGA:** 2 vs. Texas A&M (Jan. 27, 2016)  
**FT:** 4 vs. Akron (Nov. 18, 2015)  
**FTA:** 6 vs. Akron (Nov. 18, 2015)  
**Rebounds:** 5 vs. Charleston Southern (Nov. 20, 2015)  
**Assists:** 4, 2x, last vs. Tennessee Tech (Dec. 12, 2015)  
**Steals:** 2, 6x, last vs. Mercer (Dec. 19, 2015)  
**Blocks:** 3 vs. Vanderbilt (Jan. 5, 2016)  
**Minutes:** 30 vs. Stanford (Nov. 27, 2015)

## SEASON HIGHS >>

**Points:** Same  
**FG:** Same  
**FGA:** Same  
**3FG:** Same  
**3FGA:** Same  
**FT:** Same  
**FTA:** Same  
**Rebounds:** Same  
**Assists:** Same  
**Steals:** Same  
**Blocks:** Same  
**Minutes:** Same

## SUPERLATIVE STATS >>

	Season	Career
Double Figure Points	6	6
Games W/ a Offensive Rebound	7	7
Multiple Assists	9	9
5+ Assists	0	0
Games W/ a Steal	11	11
2+ Steals	6	6
3+ Steals	0	0

## #RAZORFACTS >>

- Had a career-high 15 points against Mizzou (Jan. 12) in his return to Columbia.
- Has six double-digit scoring efforts in his first 22 collegiate games.
- Recorded a career-high four assists against Northwestern State and Tennessee Tech.
- Made his first collegiate three-pointer in his SEC debut at Texas A&M (Jan. 2).
- Tied a career-high with two blocked shots against Vanderbilt (Jan. 5).
- Played a career-long 30 minutes against Stanford in the NIT Tip-Off (Nov. 27).
- Tied a career-high with 14 points against Stanford.
- Pulled down a career-high five rebounds against Charleston Southern (Nov. 20).
- Scored 12 points in 26 minutes vs. Southern University in his debut as a Razorback.
- A consensus top-80 player in the class of 2015.
- Participated in USA Basketball Men's Junior National Team mini-camp as Jr.
- Ranked No. 11 at his position and No. 1 in the state of Missouri by ESPN.com.

## GAME-BY-GAME STATS >>

Opponent	Date	gs	min	Total		3-Pointers		Free throws		Rebounds				pf	a	t/o	blk	stl	pts	avg	
				fg-fga	pct	3fg-fga	pct	ft-fa	pct	off	def	tot	avg								
SOUTHERN UNIVERSITY	11/13/15	*	46	5-12	.417	0-0	.000	2-2	1.000	0	1	1	1.0	3	3	1	0	2	12	12.0	
AKRON	11/18/15	*	22	1-6	.167	0-0	.000	4-6	.667	1	1	2	1.5	4	3	2	1	0	6	9.0	
CHARLESTON SOUTHER	11/20/15	*	26	6-13	.462	0-0	.000	2-4	.500	1	4	5	2.7	1	1	1	0	2	14	10.7	
vs Georgia Tech	11/26/15	*	29	4-12	.333	0-0	.000	2-2	1.000	0	3	3	2.8	4	1	1	0	0	10	10.5	
vs Stanford	11/27/15	*	30	6-11	.545	0-0	.000	2-2	1.000	0	2	2	2.6	3	1	2	0	2	14	11.2	
NORTHWESTERN STATE	12/01/15	*	28	4-11	.364	0-0	.000	2-2	1.000	1	2	3	2.7	3	4	3	1	2	10	11.0	
at Wake Forest	12/04/15	*	15	2-6	.333	0-0	.000	2-2	1.000	0	1	1	2.4	2	0	0	0	6	10.3		
EVANSVILLE	12/08/15	*	26	3-5	.600	0-1	.000	1-1	1.000	0	1	1	2.3	3	2	2	2	2	7	9.9	
TENNESSEE TECH	12/12/15	*	26	2-7	.286	0-0	.000	2-2	1.000	0	3	3	2.3	3	4	1	0	0	6	9.4	
MERCER	12/19/15	*	27	1-6	.167	0-0	.000	0-0	.000	0	1	1	2.2	2	2	1	0	2	2	8.7	
NORTH FLORIDA	12/22/15		17	3-6	.500	0-0	.000	0-0	.000	1	1	2	2.2	2	3	0	0	0	6	8.5	
at Dayton	12/30/15		15	1-4	.250	0-0	.000	0-0	.000	0	0	0	2.0	1	0	0	0	0	2	7.9	
at Texas A&M	01/02/16		17	3-5	.600	1-1	1.000	1-2	.500	1	0	1	1.9	3	1	2	0	1	8	7.9	
VANDERBILT	01/05/16		13	2-6	.333	0-0	.000	0-0	.000	0	1	1	1.9	1	1	1	2	1	4	7.6	
MISSISSIPPI STATE	01/09/16		10	0-1	.000	0-0	.000	0-0	.000	0	2	2	1.9	2	0	3	0	0	0	7.1	
at Mizzou	01/12/16		20	7-11	.636	0-0	.000	1-2	.500	0	3	3	1.9	2	0	1	0	1	15	7.6	
at LSU	01/16/16		7	3-6	.500	0-0	.000	0-0	.000	0	1	1	1.9	2	0	1	0	0	6	7.5	
KENTUCKY	01/21/16		14	0-3	.000	0-0	.000	0-0	.000	0	2	2	1.9	2	1	0	0	0	0	7.1	
at Georgia	01/23/16		7	0-2	.000	0-0	.000	0-0	.000	1	0	1	1.8	0	0	0	0	1	0	6.7	
TEXAS A&M	01/27/16		14	0-5	.000	0-2	.000	0-0	.000	1	2	3	1.9	1	2	1	0	0	0	6.4	
TEXAS TECH	01/30/16		7	1-3	.333	0-0	.000	0-0	.000	0	0	0	1.8	2	0	0	0	0	2	6.2	
at Florida	02/03/16		8	1-4	.250	0-1	.000	0-0	.000	1	1	2	1.8	2	2	0	0	1	2	6.0	
Totals			10	424	55-145	.379	1-5	.200	21-27	.778	8	32	40	1.8	48	31	23	6	17	132	6.0

Games played: 22  
 Minutes/game: 19.3  
 Points/game: 6.0  
 FG Pct: 37.9  
 3FG Pct: 20.0  
 FT Pct: 77.8  
 Rebounds/game: 1.8  
 Assists/game: 1.4  
 Turnovers/game: 1.0  
 Assist/turnover ratio: 1.3  
 Steals/game: 0.8  
 Blocks/game: 0.3

## ARKANSAS CAREER STATS >>

Season	gp-gs	min/avg	Total		3-Point		F-Throws		Rebounds				Scoring							
			fg-fga	pct	fg-fga	pct	ft-fa	pct	off	def	tot	avg	pf	fo	ast	to	blk	stl	pts	avg
2015-16	22-10	424/19.3	55-145	.379	1-5	.200	21-27	.778	8	32	40	1.8	48	0	31	23	6	17	132	6.0
TOTAL	22-10	424/19.3	55-145	.379	1-5	.200	21-27	.778	8	32	40	1.8	48	0	31	23	6	17	132	6.0

# « ANTON 31 BEARD »»



G | So. | 6-0 | 195

Little Rock, Ark. | North Little Rock HS

@antonbeard31

## CAREER HIGHS >>

**Points:** 18 at Georgia (Jan. 23, 2016)  
**FG:** 5, 4x, last at Missouri (Jan. 12, 2016)  
**FGA:** 13 at Dayton (Dec. 30, 2015)  
**3FG:** 4 at Ole Miss (Feb. 14, 2015)  
**3FGA:** 7 at Dayton (Dec. 30, 2015)  
**FT:** 7 at Georgia (Jan. 23, 2016)  
**FTA:** 9 at Georgia (Jan. 23, 2016)  
**Rebounds:** 7 vs. Delaware State (Nov. 21, 2015)  
**Assists:** 5, 4x, last at Dayton (Dec. 30, 2015)  
**Steals:** 5 vs. Milwaukee (Dec. 22, 2014)  
**Blocks:** 1 at Missouri (Jan. 12, 2016)  
**Minutes:** 33 vs. Tennessee (March 13, 2015)

## SEASON HIGHS >>

**Points:** 18 at Georgia (Jan. 23, 2016)  
**FG:** 5, 3x, last at Missouri (Jan. 12, 2016)  
**FGA:** 13 at Dayton (Dec. 30, 2015)  
**3FG:** 3 at Dayton (Dec. 30, 2015)  
**3FGA:** 7 at Dayton (Dec. 30, 2015)  
**FT:** 7 at Georgia (Jan. 23, 2016)  
**FTA:** 9 at Georgia (Jan. 23, 2016)  
**Rebounds:** 5, 2x, last vs. Kentucky (Jan. 21, 2016)  
**Assists:** 5 at Dayton (Dec. 30, 2015)  
**Steals:** 2, 3x, last vs. Texas A&M (Jan. 27, 2016)  
**Blocks:** 1, 2x, last vs. Kentucky (Jan. 21, 2016)  
**Minutes:** 32 at Dayton (Dec. 30, 2015)

## SUPERLATIVE STATS >>

	Season	Career
Double Figure Points	5	13
Games W/ a Three-Pointer	9	28
2+ Three-Pointers	4	13
3+ Three-Pointers	1	3
3+ Assists	4	12
5+ Rebounds	3	4
Games W/ a Off. Rebound	1	23
2+ Off. Rebounds	--	6
Games W/ a Steal	10	31
2+ Steals	3	9

## #RAZORFACTS >>

- Reinstated to the program on Nov. 16 following resolutions in the legal and the campus judicial processes.
- Joined team-related activities and practice on Nov. 16.
- Was suspended for the fall semester and the first nine games of the year.
- Scored a career-high 18 points at Georgia (Jan. 23).
- Has five double-digit scoring efforts in 13 games this season.
- Is 14-for-37 (.378) from behind the arc over the last 13 games.
- Tallied a career-high tying five assists at Dayton (Dec. 30).
- Named to the SEC All-Freshman team last season after starting the final 16 games of the year.
- Scored 7.6 points per game and added 1.5 assists per game and 35 steals last year as a freshman.
- Was the top ranked prospect in the state of Arkansas for the class of 2014 by every recruiting outlet.
- Led North Little Rock High School to a 7A state championship as a senior.

## GAME-BY-GAME STATS >>

Opponent	Date	gs	min	Total		3-Pointers		Free throws		Rebounds				pf	a	t/o	blk	stl	pts	avg
				fg-fga	pct	3fg-fga	pct	ft-fa	pct	off	def	tot	avg							
MERCER	12/19/15	18	2-7	.286	2-3	.667	0-1	.000	0	2	2	2.0	0	0	0	0	2	6	6.0	
NORTH FLORIDA	12/22/15	17	5-8	.625	2-3	.667	1-2	.500	0	0	0	1.0	3	3	0	0	1	13	9.5	
at Dayton	12/30/15	32	5-13	.385	3-7	.429	2-3	.667	0	4	4	2.0	3	5	1	0	1	15	11.3	
at Texas A&M	01/02/16	23	1-6	.167	0-2	.000	0-0	.000	0	3	3	2.3	2	2	1	0	1	2	9.0	
VANDERBILT	01/05/16	22	2-5	.400	0-0	.000	0-0	.000	0	1	1	2.0	3	0	1	0	1	4	8.0	
MISSISSIPPI STATE	01/09/16	10	1-3	.333	1-1	1.000	0-0	.000	0	1	1	1.8	2	2	2	0	0	3	7.2	
at Mizzou	01/12/16	24	5-8	.625	2-4	.500	2-2	1.000	0	1	1	1.7	2	3	0	1	0	14	8.1	
at LSU	01/16/16	23	4-7	.571	1-4	.250	2-5	.400	1	4	5	2.1	1	2	1	0	1	11	8.5	
KENTUCKY	01/21/16	25	2-6	.333	0-2	.000	1-2	.500	0	5	5	2.4	2	2	0	1	1	5	8.1	
at Georgia	01/23/16	30	5-9	.556	1-3	.333	7-9	.778	1	1	2	2.4	4	3	0	0	2	18	9.1	
TEXAS A&M	01/27/16	20	1-7	.143	1-4	.250	1-2	.500	0	2	2	2.4	2	0	2	0	2	4	8.6	
TEXAS TECH	01/30/16	16	0-4	.000	0-1	.000	0-0	.000	0	1	1	2.3	3	1	1	0	1	0	7.9	
at Florida	02/03/16	25	2-8	.250	1-3	.333	2-2	1.000	0	3	3	2.3	5	2	2	0	0	7	7.8	
Totals		0	285	35-91	.385	14-37	.378	18-28	.643	2	28	30	2.3	32	25	11	2	13	102	7.8

Games played: 13  
 Minutes/game: 21.9  
 Points/game: 7.8  
 FG Pct: 38.5  
 3FG Pct: 37.8  
 FT Pct: 64.3

Rebounds/game: 2.3  
 Assists/game: 1.9  
 Turnovers/game: 0.8  
 Assist/turnover ratio: 2.3  
 Steals/game: 1.0  
 Blocks/game: 0.2

## ARKANSAS CAREER STATS >>

Season	gp-gs	min/avg	Total		3-Point		F-Throws		Rebounds				Scoring							
			fg-fga	pct	fg-fga	pct	ft-fa	pct	off	def	tot	avg	pf	fo	ast	to	blk	stl	pts	avg
2014-15	35-16	662/18.9	66-172	.384	31-88	.352	35-55	.636	31	36	67	1.9	84	4	53	32	0	35	198	5.7
2015-16	13-0	285/21.9	35-91	.385	14-37	.378	18-28	.643	2	28	30	2.3	32	1	25	11	2	13	102	7.8
TOTAL	48-16	947/19.7	101-263	.384	45-125	.360	53-83	.639	33	64	97	2.0	116	5	78	43	2	48	300	6.3



# MOSES 33 KINGSLEY

F/C | Jr. | 6-10 | 230  
 Abuja, Nigeria | Huntington Prep (W. Va.)

@KingMoses\_ | #BeastMo | #MoKnows

## CAREER HIGHS >>

**Points:** 26 at Dayton (Dec. 30, 2015)  
**FG:** 11 vs. North Florida (Dec. 22, 2015)  
**FGA:** 17, 2x, last vs. Vanderbilt (Jan. 5, 2016)  
**3FG:** 1 vs. South Alabama (Dec. 21, 2013)  
**3FGA:** 1, 2x, last vs. Auburn (Jan. 25, 2014)  
**FT:** 8, 2x, last at Missouri (Jan. 12, 2016)  
**FTA:** 11 vs. Southern University (Nov. 13, 2015)  
**Rebounds:** 14 vs. Mercer (Dec. 19, 2015)  
**Assists:** 3, 4x, last vs. Texas A&M (Jan. 27, 2016)  
**Steals:** 4 vs. Vanderbilt (Jan. 5, 2016)  
**Blocks:** 8 vs. Tennessee Tech (Dec. 12, 2015)  
**Minutes:** 40 at Dayton (Dec. 30, 2015)

## SEASON HIGHS >>

**Points:** 26 at Dayton (Dec. 30, 2015)  
**FG:** 11 vs. North Florida (Dec. 22, 2015)  
**FGA:** 17, 2x, last vs. Vanderbilt (Jan. 5, 2016)  
**3FG:** --  
**3FGA:** --  
**FT:** 8, 2x, last at Missouri (Jan. 12, 2016)  
**FTA:** 11 vs. Southern University (Nov. 13, 2015)  
**Rebounds:** 14 vs. Mercer (Dec. 19, 2015)  
**Assists:** 3, 4x, last vs. Texas A&M (Jan. 27, 2016)  
**Steals:** 4 vs. Vanderbilt (Jan. 5, 2016)  
**Blocks:** 8 vs. Tennessee Tech (Dec. 12, 2015)  
**Minutes:** 40 at Dayton (Dec. 30, 2015)

## SUPERLATIVE STATS >>

	Season	Career
Double Figure Points	22	26
Double-Double	11	12
Team Leader/Rebounds	21	25
7+ Rebounds	19	25
10+ Rebounds	11	12
2+ Off. Rebounds	19	42
Games W/ a Block	21	67
2+ Blocks	14	41
3+ Blocks	8	21

## #RAZORFACTS >>

- Named one of 10 finalists for the Kareem Abdul-Jabbar Award as the nation's top center.
- Is the reigning SEC Player of the Week after averaging 17.5 points and 11 rebounds per game last week.
- Has 23 consecutive double-digit scoring games and six 20-point efforts to start the year.
- Is one of eight power five conference players with 11 double-doubles on the year.
- Has scored 20-plus points in four of the last 12 games.
- Is the first player in school history with two 8-for-8 shooting performances in a career (Southern & Missouri).
- After one double-double in two seasons, he has 11 in 22 games to open the year.
- First Razorback in 30 years with eight double-doubles through the first 12 games.
- Is one of two players in the country with multiple games of 20 points, 10 rebounds and five blocks.
- Is one of two players in the SEC with 11-plus double-doubles on the year (Ben Simmons).
- Leads SEC with 55 blocks and is one of 21 players in the nation with four-plus blocks in six games this year.
- Scored a career-high 26 points at Dayton (Dec. 30).
- Scored an SEC-game career-high 25 points against Vanderbilt (Jan. 5).
- Pulled down a career-best 14 rebounds against Mercer (Dec. 19).
- Posted career-high eight blocks against Tennessee Tech (Dec. 12).
- First Razorback in six years to open the season with consecutive double-doubles.
- First Arkansas player since 2008-09 to have consecutive 12-plus rebound games to start the year.

## GAME-BY-GAME STATS >>

Opponent	Date	gs	min	Total		3-Pointers		Free throws		Rebounds				pts			avg				
				fg-fga	pct	3fg-fga	pct	ft-fa	pct	off	def	tot	avg	pf	a	t/o		blk	stl		
SOUTHERN UNIVERSITY	11/13/15	*	24	8-8	1.000	0-0	.000	6-11	.545	6	6	12	12.0	5	1	2	5	3	22	22.0	
AKRON	11/18/15	*	33	5-12	.417	0-0	.000	7-9	.778	4	8	12	12.0	3	3	1	1	2	17	19.5	
CHARLESTON SOUTHER	11/20/15	*	24	4-7	.571	0-0	.000	7-9	.778	2	4	6	10.0	1	3	1	3	0	15	18.0	
vs Georgia Tech	11/26/15	*	23	5-8	.625	0-0	.000	3-6	.500	4	5	9	9.8	5	0	2	1	0	13	16.8	
vs Stanford	11/27/15	*	27	4-10	.400	0-0	.000	4-4	1.000	7	5	12	10.2	5	1	4	1	2	12	15.8	
NORTHWESTERN STATE	12/01/15	*	23	7-10	.700	0-0	.000	7-9	.778	4	6	10	10.2	1	1	0	1	0	21	16.7	
at Wake Forest	12/04/15	*	24	5-10	.500	0-0	.000	5-6	.833	4	3	7	9.7	4	0	2	2	1	15	16.4	
EVANSVILLE	12/08/15	*	25	4-10	.400	0-0	.000	4-5	.800	1	7	8	9.5	3	1	2	2	0	12	15.9	
TENNESSEE TECH	12/12/15	*	30	4-10	.400	0-0	.000	2-4	.500	3	10	13	9.9	1	0	1	8	1	10	15.2	
MERCER	12/19/15	*	39	8-16	.500	0-0	.000	2-3	.667	5	9	14	10.3	4	1	1	2	1	18	15.5	
NORTH FLORIDA	12/22/15	*	30	11-17	.647	0-0	.000	0-0	.000	4	6	10	10.3	2	2	1	5	0	22	16.1	
at Dayton	12/30/15	*	40	9-13	.692	0-0	.000	8-9	.889	4	7	11	10.3	3	0	2	3	1	26	16.9	
at Texas A&M	01/02/16	*	26	3-7	.429	0-0	.000	5-6	.833	4	3	7	10.1	2	1	3	1	0	11	16.5	
VANDERBILT	01/05/16	*	38	9-17	.529	0-0	.000	7-10	.700	2	6	8	9.9	3	0	0	0	4	25	17.1	
MISSISSIPPI STATE	01/09/16	*	28	3-8	.375	0-0	.000	7-9	.778	2	6	8	9.8	1	1	3	4	0	13	16.8	
at Mizou	01/12/16	*	29	8-8	1.000	0-0	.000	8-10	.800	1	4	5	9.5	2	3	0	4	2	24	17.3	
at LSU	01/16/16	*	33	5-9	.556	0-0	.000	1-2	.500	1	7	8	9.4	3	2	2	4	2	11	16.9	
KENTUCKY	01/21/16	*	32	3-6	.500	0-0	.000	7-10	.700	2	4	6	9.2	4	0	4	2	1	13	16.7	
at Georgia	01/23/16	*	28	4-10	.400	0-0	.000	3-9	.333	2	8	10	9.3	3	2	1	2	1	11	16.4	
TEXAS A&M	01/27/16	*	33	6-13	.462	0-0	.000	6-8	.750	5	6	11	9.4	3	3	1	2	1	18	16.5	
TEXAS TECH	01/30/16	*	35	6-10	.600	0-0	.000	5-7	.714	5	6	11	9.4	2	1	2	1	1	17	16.5	
at Florida	02/03/16	*	26	6-10	.600	0-0	.000	3-6	.500	3	6	9	9.4	5	2	5	1	1	15	16.4	
<b>Totals</b>			22	650	127-229	.555	0-0	.000	107-152	.704	75	132	207	9.4	65	28	40	55	24	361	16.4

Games played: 22  
 Minutes/game: 29.5  
 Points/game: 16.4  
 FG Pct: 55.5  
 FT Pct: 70.4  
 Rebounds/game: 9.4  
 Assists/game: 1.3  
 Turnovers/game: 1.8  
 Assist/turnover ratio: 0.7  
 Steals/game: 1.1  
 Blocks/game: 2.5

## ARKANSAS CAREER STATS >>

Season	gp-gs		Total		3-Point		F-Throws		Rebounds				Scoring							
	min	avg	fg-fga	pct	fg-fga	pct	ft-fa	pct	off	def	tot	avg	pf	fo	ast	to	blk	stl	pts	avg
2013-14	32-0	368/11.5	43-81	.531	1-2	.500	41-63	.651	39	63	102	3.2	41	0	7	14	49	14	128	4.0
2014-15	36-4	391/10.9	49-101	.485	0-0	.000	33-53	.623	45	45	90	2.5	56	0	11	23	38	15	131	3.6
2015-16	22-22	650/29.5	127-229	.555	0-0	.000	107-152	.704	75	132	207	9.4	65	4	28	40	55	24	361	16.4
<b>TOTAL</b>	<b>90-26</b>	<b>1409/15.7</b>	<b>219-411</b>	<b>.533</b>	<b>1-2</b>	<b>.500</b>	<b>181-268</b>	<b>.675</b>	<b>159</b>	<b>240</b>	<b>399</b>	<b>4.4</b>	<b>162</b>	<b>4</b>	<b>46</b>	<b>77</b>	<b>142</b>	<b>53</b>	<b>620</b>	<b>6.9</b>





# « WILLY 50 KOUASSI »»

C | R-Sr. | 6-10 | 230

Abidjan, Ivory Coast | Central Park Christian | KSU

@WillyOfficial50

## CAREER HIGHS >>

**Points:** 15, 2x, last at USC Upstate (Jan. 6, 2014)^  
**FG:** 7 at USC Upstate (Jan. 6, 2014)^  
**FGA:** 11 at USC Upstate (Jan. 6, 2014)^  
**3FG:** --  
**3FGA:** --  
**FT:** 7 vs Chattanooga (Nov. 29, 2014)^  
**FTA:** 12 vs Chattanooga (Nov. 29, 2014)^  
**Rebounds:** 11 at USC Upstate (Jan. 6, 2014)^  
**Assists:** 2 vs. FGCU (Jan. 25, 2014)^  
**Steals:** 1, 1lx, last vs. Stanford (Nov. 27, 2015)  
**Blocks:** 5 vs. Nicholls State (Nov. 25, 2011)\*  
**Minutes:** 30, 2x, last at North Florida (Jan. 29, 2015)^

^ - at Kennesaw State  
 \* - at Auburn

## SEASON HIGHS >>

**Points:** 12 vs. Northwestern State (Dec. 1, 2015)  
**FG:** 5 vs. Northwestern State (Dec. 1, 2015)  
**FGA:** 6 vs. Northwestern State (Dec. 1, 2015)  
**3FG:** --  
**3FGA:** --  
**FT:** 4 at Wake Forest (Dec. 4, 2015)  
**FTA:** 4, 3x, last vs. Evansville (Dec. 8, 2015)  
**Rebounds:** 9 vs. Northwestern State (Dec. 1, 2015)  
**Assists:** 1 vs. Tennessee Tech (Dec. 12, 2015)  
**Steals:** 1, 2x, last vs. Stanford (Nov. 27, 2015)  
**Blocks:** 4 vs. Evansville (Dec. 8, 2015)  
**Minutes:** 18 vs. Northwestern State (Dec. 1, 2015)

## #RAZORFACTS >>

- Recorded season-highs of points (12), rebounds (9) and minutes (18) against Northwestern State (Dec. 1).
- Has recorded a block in 54 of his 104 collegiate games.
- Tallied a season-high four blocks in 14 minutes against Evansville (Dec. 8).
- Grabbed three rebounds in eight minutes vs. Southern University in his debut as a Razorback.
- Came to Arkansas after playing one year at Auburn and two at Kennesaw State.
- Played in 27 games with 25 starts last season at Kennesaw State.
- Led Kennesaw State with 36 blocks last year.

## GAME-BY-GAME STATS >>

Opponent	Date	gs	min	Total		3-Pointers		Free throws		Rebounds					pts	avg				
				fg-fga	pct	3fg-fga	pct	ft-fa	pct	off	def	tot	avg	pf			a	t/o	blk	stl
SOUTHERN UNIVERSITY	11/13/15	28	0-0	.000	0-0	.000	1-2	.500	1	2	3	3.0	0	0	0	0	0	1	1.0	
AKRON	11/18/15	2	0-0	.000	0-0	.000	0-0	.000	0	0	0	1.5	0	0	0	0	0	0	0.5	
CHARLESTON SOUTHER	11/20/15	14	0-1	.000	0-0	.000	1-2	.500	0	2	2	1.7	4	0	0	1	1	1	0.7	
vs Georgia Tech	11/26/15	15	1-2	.500	0-0	.000	3-4	.750	0	2	2	1.8	1	0	0	2	0	5	1.8	
vs Stanford	11/27/15	8	0-0	.000	0-0	.000	0-0	.000	1	1	2	1.8	4	0	1	1	1	0	1.4	
NORTHWESTERN STATE	12/01/15	18	5-6	.833	0-0	.000	2-2	1.000	3	6	9	3.0	2	0	2	0	0	12	3.2	
at Wake Forest	12/04/15	13	1-3	.333	0-0	.000	4-4	1.000	1	0	1	2.7	2	0	0	2	0	6	3.6	
EVANSVILLE	12/08/15	14	2-2	1.000	0-0	.000	3-4	.750	1	2	3	2.8	2	0	1	4	0	7	4.0	
TENNESSEE TECH	12/12/15	17	1-1	1.000	0-0	.000	1-2	.500	2	5	7	3.2	3	1	0	2	0	3	3.9	
MERCER	12/19/15	6	0-0	.000	0-0	.000	1-2	.500	0	0	0	2.9	0	0	0	1	0	1	3.6	
NORTH FLORIDA	12/22/15	10	3-3	1.000	0-0	.000	1-2	.500	0	1	1	2.7	3	0	1	1	0	7	3.9	
at Dayton	12/30/15	5	0-0	.000	0-0	.000	0-2	.000	0	1	1	2.6	2	0	1	0	0	0	3.6	
at Texas A&M	01/02/16	12	1-1	1.000	0-0	.000	0-2	.000	1	1	2	2.5	3	0	0	0	0	2	3.5	
VANDERBILT	01/05/16	3	0-0	.000	0-0	.000	0-0	.000	0	1	1	2.4	3	0	0	0	0	0	3.2	
MISSISSIPPI STATE	01/09/16	4	0-0	.000	0-0	.000	0-0	.000	0	2	2	2.4	0	0	0	0	0	0	3.0	
at Mizzou	01/12/16	15	1-3	.333	0-0	.000	0-0	.000	0	2	2	2.4	1	0	0	0	0	2	2.9	
at LSU	01/16/16	17	2-5	.400	0-0	.000	0-0	.000	3	2	5	2.5	2	0	1	2	0	4	3.0	
KENTUCKY	01/21/16	2	0-0	.000	0-0	.000	0-0	.000	0	0	0	2.4	0	0	0	0	0	0	2.8	
at Georgia	01/23/16	6	0-1	.000	0-0	.000	1-2	.500	0	0	0	2.3	1	0	1	0	0	1	2.7	
TEXAS A&M	01/27/16	dnp	-	-	-	-	-	-	-	-	-	-	-	-	-	-	-	-	-	
TEXAS TECH	01/30/16	2	0-0	.000	0-0	.000	0-0	.000	0	0	0	2.2	0	0	0	0	0	0	2.6	
at Florida	02/03/16	3	0-0	.000	0-0	.000	0-0	.000	0	0	0	2.0	1	0	0	0	0	0	2.5	
Totals		0	214	17-28	.607	0-0	.000	18-30	.600	13	30	43	2.0	34	1	8	16	2	52	2.5

Games played: 21  
 Minutes/game: 10.2  
 Points/game: 2.5  
 FG Pct: 60.7  
 FT Pct: 60.0

Rebounds/game: 2.0  
 Assists/game: 0.0  
 Turnovers/game: 0.4  
 Assist/turnover ratio: 0.1  
 Steals/game: 0.1  
 Blocks/game: 0.8

## SUPERLATIVE STATS >>

	Season	Career
Double Figure Points	1	6
Double-Double	0	0
7+ Rebounds	2	15
10+ Rebounds	0	2
2+ Off. Rebounds	3	31
Games W/ a Block	9	54
2+ Blocks	5	30
3+ Blocks	1	12

## ARKANSAS CAREER STATS >>

Season	gp-gs	min/avg	Total		3-Point		F-Throws		Rebounds					Scoring						
			fg-fga	pct	fg-fga	pct	ft-fa	pct	off	def	tot	avg	pf	fo	ast	to	blk	stl	pts	avg
2015-16	21-0	214/10.2	17-28	.607	0-0	.000	18-30	.600	13	30	43	2.0	34	0	1	8	16	2	52	2.5
TOTAL	21-0	214/10.2	17-28	.607	0-0	.000	18-30	.600	13	30	43	2.0	34	0	1	8	16	2	52	2.5

# « KEATON 55 MILES »»



F | R-Sr. | 6-7 | 212  
 Dallas, Texas | Dallas Lincoln HS | West Virginia

@KeatonMiles

## CAREER HIGHS >>

**Points:** 11, 2x, last vs. Northwestern State (Dec. 1, 2015)  
**FG:** 5 vs. Northwestern State (Dec. 1, 2015)  
**FGA:** 8, 2x, last at Georgia (Jan. 23, 2016)  
**3FG:** 2, vs. Oakland (Dec. 19, 2012)^  
**3FGA:** 4, vs. Virginia Tech (Dec. 8, 2012)^  
**FT:** 5, vs. VMI (Nov. 28, 2012)^  
**FTA:** 5, 2x, last at Kansas State (Feb. 18, 2013)^  
**Rebounds:** 9 vs. North Florida (Dec. 22, 2015)  
**Assists:** 7, vs. Rutgers (Jan. 14, 2012)^  
**Steals:** 5, vs. Oral Roberts (Nov. 11, 2011)^  
**Blocks:** 4 vs. #5 Texas A&M (Jan. 27, 2016)  
**Minutes:** 37 at Georgia (Jan. 23, 2016)

^ - at West Virginia

## SEASON HIGHS >>

**Points:** 11 vs. Northwestern State (Dec. 1, 2015)  
**FG:** 5 vs. Northwestern State (Dec. 1, 2015)  
**FGA:** 8, 2x, last at Georgia (Jan. 23, 2016)  
**3FG:** --  
**3FGA:** 1, 3x, last at Georgia (Jan. 23, 2016)  
**FT:** 3 vs. Stanford (Nov. 27, 2015)  
**FTA:** 4, 3x, last vs. Vanderbilt (Jan. 5, 2016)  
**Rebounds:** 9 vs. North Florida (Dec. 22, 2015)  
**Assists:** 4 vs. Mississippi State (Jan. 9, 2015)  
**Steals:** 2, 3x, last vs. Vanderbilt (Jan. 5, 2016)  
**Blocks:** 4 vs. Texas A&M (Jan. 27, 2016)  
**Minutes:** 37 at Georgia (Jan. 23, 2016)

## SUPERLATIVE STATS >>

	Season	Career
Double Figure Points	1	3
5+ Rebounds	4	9
Games W/ a Off. Rebound	13	44
2+ Off. Rebounds	8	19
3+ Assists	1	8
Games W/ a Steal	8	25
Games W/ a Block	10	32
Games shooting .500+	5	28

## #RAZORFACTS >>

- Has started 18 of 22 games this year.
- Tallied a career-high four blocks in only nine minutes in upset win over No. 5 Texas A&M (Jan. 27).
- Played a season-long 37 minutes at Georgia (Jan. 23).
- Scored four of the final seven points in regulation as Arkansas forced OT against Vandy (Jan. 5).
- Pulled down a career-high nine rebounds against North Florida (Dec. 22).
- Scored a career-high tying 11 points against Northwestern State (Dec. 1).
- Made his first career start as a Razorback in the season opener.
- Recorded a career-high five field goals made against Northwestern State.
- Tied a career-high with five rebounds against Stanford.

## GAME-BY-GAME STATS >>

Opponent	Date	gs	min	Total		3-Pointers		Free throws		Rebounds					pts	avg					
				fg-fga	pct	3fg-fga	pct	ft-fa	pct	off	def	tot	avg	pf			a	to	blk	stl	
SOUTHERN UNIVERSITY	11/13/15	*	35	2-5	.400	0-0	.000	0-1	.000	2	2	4	4.0	4	1	1	1	0	4	4.0	
AKRON	11/18/15		16	0-1	.000	0-1	.000	0-1	.000	1	3	4	4.0	2	0	1	1	1	0	2.0	
CHARLESTON SOUTHER	11/20/15	*	10	2-5	.400	0-0	.000	1-3	.333	2	3	5	4.3	5	0	1	0	0	5	3.0	
vs Georgia Tech	11/26/15	*	19	2-5	.400	0-0	.000	0-0	.000	2	1	3	4.0	3	2	1	0	1	4	3.3	
vs Stanford	11/27/15	*	29	1-6	.167	0-0	.000	3-4	.750	3	2	5	4.2	3	1	1	1	0	5	3.6	
NORTHWESTERN STATE	12/01/15	*	25	5-7	.714	0-0	.000	1-2	.500	2	1	3	4.0	4	2	3	0	2	11	4.8	
at Wake Forest	12/04/15	*	26	3-8	.375	0-1	.000	1-2	.500	2	2	4	4.0	4	2	4	0	2	7	5.1	
EVANSVILLE	12/08/15	*	15	0-2	.000	0-0	.000	0-0	.000	0	1	1	3.6	2	2	1	0	1	0	4.5	
TENNESSEE TECH	12/12/15	*	8	1-3	.333	0-0	.000	2-3	.667	1	0	1	3.3	4	0	2	1	0	4	4.4	
MERCER	12/19/15	*	12	1-5	.200	0-0	.000	2-2	1.000	2	0	2	3.2	1	0	1	1	0	4	4.4	
NORTH FLORIDA	12/22/15	*	19	3-5	.600	0-0	.000	1-4	.250	2	7	9	3.7	1	2	4	0	0	7	4.6	
at Dayton	12/30/15	*	12	0-1	.000	0-0	.000	2-2	1.000	1	5	6	3.9	3	0	0	0	1	2	4.4	
at Texas A&M	01/02/16	*	9	0-4	.000	0-0	.000	0-0	.000	0	1	1	3.7	1	0	2	0	0	0	4.1	
VANDERBILT	01/05/16	*	18	2-4	.500	0-0	.000	1-4	.250	1	2	3	3.6	3	1	1	3	2	5	4.1	
MISSISSIPPI STATE	01/09/16	*	20	1-1	1.000	0-0	.000	1-2	.500	0	2	2	3.5	3	4	1	2	0	3	4.1	
at Mizzou	01/12/16	*	14	0-2	.000	0-0	.000	0-0	.000	0	0	0	3.3	4	0	0	0	0	0	3.8	
at LSU	01/16/16	*	8	1-3	.333	0-0	.000	0-0	.000	1	0	1	3.2	4	0	0	0	1	2	3.7	
KENTUCKY	01/21/16	*	12	2-4	.500	0-0	.000	1-4	.250	0	0	0	3.0	0	0	1	0	0	5	3.8	
at Georgia	01/23/16	*	37	2-8	.250	0-1	.000	0-0	.000	0	4	4	3.1	4	2	1	1	0	4	3.8	
TEXAS A&M	01/27/16	*	9	0-1	.000	0-0	.000	2-2	1.000	0	2	2	3.0	3	1	1	4	0	2	3.7	
TEXAS TECH	01/30/16	*	2	0-0	.000	0-0	.000	0-2	.000	0	0	0	2.9	0	0	0	0	0	0	3.5	
at Florida	02/03/16	*	7	1-3	.333	0-0	.000	0-0	.000	0	1	1	2.8	0	0	0	0	0	2	3.5	
Totals			18	362	29-83	.349	0-3	.000	18-38	.474	22	39	61	2.8	58	20	27	15	11	76	3.5

Games played: 22  
 Minutes/game: 16.5  
 Points/game: 3.5  
 FG Pct: 34.9  
 3FG Pct: 0.0  
 FT Pct: 47.4

Rebounds/game: 2.8  
 Assists/game: 0.9  
 Turnovers/game: 1.2  
 Assist/turnover ratio: 0.7  
 Steals/game: 0.5  
 Blocks/game: 0.7

## ARKANSAS CAREER STATS >>

Season	gp-gs	min/avg	Total		3-Point		F-Throws		Rebounds					Scoring						
			fg-fga	pct	fg-fga	pct	ft-fa	pct	off	def	tot	avg	pf	fo	ast	to	blk	stl	pts	avg
2014-15	16-0	48/3.0	3-9	.333	0-1	.000	0-2	.000	2	4	6	0.4	20	0	1	2	0	1	6	0.4
2015-16	22-18	362/16.5	29-83	.349	0-3	.000	18-38	.474	22	39	61	2.8	58	1	20	27	15	11	76	3.5
TOTAL	38-18	410/10.8	32-92	.348	0-4	.000	18-40	.450	24	43	67	1.8	78	1	21	29	15	12	82	2.2





**GAME 9**

Arkansas vs Tennessee Tech  
Dec. 12, 2015 at 7 p.m. at Fayetteville, Ark. (Bud Walton Arena)

Tennessee Tech 57 • 7-3

Box score for Tennessee Tech vs Arkansas, showing player stats for FG, 3-Ptr, Rebounds, PF, TP, A, TO, Blk, Stl, and Min.

FG % 1st Half: 8-29 27.6% 2nd half: 12-30 40.0% Game: 20-59 33.9%
3FG % 1st Half: 2-12 16.7% 2nd half: 5-12 41.7% Game: 7-24 29.2%
FT % 1st Half: 3-8 37.5% 2nd half: 7-12 58.3% Game: 10-20 50.0%

Arkansas 83 • 5-4

Box score for Arkansas vs Tennessee Tech, showing player stats for FG, 3-Ptr, Rebounds, PF, TP, A, TO, Blk, Stl, and Min.

FG % 1st Half: 16-32 50.0% 2nd half: 15-30 50.0% Game: 31-62 50.0%
3FG % 1st Half: 3-7 42.9% 2nd half: 4-8 50.0% Game: 7-15 46.7%
FT % 1st Half: 5-7 71.4% 2nd half: 9-14 64.3% Game: 14-21 66.7%

Officials: Karl Hess, Ron Groover, Lamar Simpson
Technical fouls: Tennessee Tech-JUGOVIC, Aleksa; THOMAS, Shirmane.
Arkansas-None.

Score by periods table for Tennessee Tech vs Arkansas.

**GAME 11**

Arkansas vs North Florida  
Dec. 22, 2015 at 7 p.m. at Fayetteville, Ark. (Bud Walton Arena)

North Florida 72 • 10-5

Box score for North Florida vs Arkansas, showing player stats for FG, 3-Ptr, Rebounds, PF, TP, A, TO, Blk, Stl, and Min.

FG % 1st Half: 14-30 46.7% 2nd half: 9-29 31.0% Game: 23-59 39.0%
3FG % 1st Half: 5-15 33.3% 2nd half: 5-12 41.7% Game: 10-27 37.0%
FT % 1st Half: 8-13 61.5% 2nd half: 8-8 100.0% Game: 16-21 76.2%

Arkansas 97 • 6-5

Box score for Arkansas vs North Florida, showing player stats for FG, 3-Ptr, Rebounds, PF, TP, A, TO, Blk, Stl, and Min.

FG % 1st Half: 22-42 52.4% 2nd half: 20-37 54.1% Game: 42-79 53.2%
3FG % 1st Half: 0-3 0.0% 2nd half: 4-7 57.1% Game: 4-10 40.0%
FT % 1st Half: 5-9 55.6% 2nd half: 4-7 57.1% Game: 9-16 56.3%

Officials: Olandis Poole, Tim Gattis, Terry Moore
Technical fouls: North Florida-None. Arkansas-None.

Score by periods table for North Florida vs Arkansas.

**GAME 10**

Arkansas vs Mercer  
Dec. 19, 2015 at 7 p.m. at North Little Rock, Ark. (Verizon Arena)

Mercer 69 • 9-2

Box score for Mercer vs Arkansas, showing player stats for FG, 3-Ptr, Rebounds, PF, TP, A, TO, Blk, Stl, and Min.

FG % 1st Half: 7-30 23.3% 2nd half: 13-27 48.1% OT: 4-9 44.4% Game: 24-66 36.4%
3FG % 1st Half: 3-13 23.1% 2nd half: 6-10 60.0% OT: 1-2 50.0% Game: 10-25 40.0%
FT % 1st Half: 2-2 100.0% 2nd half: 3-3 100.0% OT: 6-9 66.7% Game: 11-14 78.6%

Arkansas 66 • 5-5

Box score for Arkansas vs Mercer, showing player stats for FG, 3-Ptr, Rebounds, PF, TP, A, TO, Blk, Stl, and Min.

FG % 1st Half: 6-22 27.3% 2nd half: 14-32 43.8% OT: 4-9 44.4% Game: 24-63 38.1%
3FG % 1st Half: 1-5 20.0% 2nd half: 4-7 57.1% OT: 2-4 50.0% Game: 7-16 43.8%
FT % 1st Half: 4-7 57.1% 2nd half: 5-5 100.0% OT: 2-3 66.7% Game: 11-15 73.3%

Officials: Patrick Evans, Todd Austin, Sean Casey
Technical fouls: Mercer-None. Arkansas-None.

Score by periods table for Mercer vs Arkansas.

**GAME 12**

Arkansas vs Dayton  
Dec. 30, 2015 at 7 p.m. at Dayton, Ohio (UD Arena)

Arkansas 81 • 6-6

Box score for Arkansas vs Dayton, showing player stats for FG, 3-Ptr, Rebounds, PF, TP, A, TO, Blk, Stl, and Min.

FG % 1st Half: 11-28 39.3% 2nd half: 15-27 55.6% OT: 2-6 33.3% Game: 28-61 45.9%
3FG % 1st Half: 0-6 0.0% 2nd half: 4-8 50.0% OT: 1-1 100.0% Game: 5-15 33.3%
FT % 1st Half: 12-16 75.0% 2nd half: 4-6 66.7% OT: 4-6 66.7% Game: 20-28 71.4%

Dayton 85 • 10-2

Box score for Dayton vs Arkansas, showing player stats for FG, 3-Ptr, Rebounds, PF, TP, A, TO, Blk, Stl, and Min.

FG % 1st Half: 13-27 48.1% 2nd half: 10-23 43.5% OT: 3-6 50.0% Game: 26-56 46.4%
3FG % 1st Half: 5-14 35.7% 2nd half: 3-9 33.3% OT: 0-1 0.0% Game: 8-24 33.3%
FT % 1st Half: 7-10 70.0% 2nd half: 11-17 64.7% OT: 7-9 77.8% Game: 25-36 69.4%

Officials: Les Jones, Clarence Armstrong, Michael Roberts
Technical fouls: Arkansas-None. Dayton-None.

Score by periods table for Dayton vs Arkansas.









## ARKANSAS GAME-BY-GAME STATISTICS

Opponent	Date	Score	W	Total		3-Pointers		Free throws		Rebounds				pf	a	t/o	blk	stl	pts	avg
				fg-fga	pct	3fg-fga	pct	ft-fa	pct	off	def	tot	avg							
SOUTHERN UNIVERSITY	11/13/15	86-68	W	32-66	.485	8-15	.533	14-26	.538	17	26	43	43.0	24	21	14	6	10	86	86.0
AKRON	11/18/15	80-88	L	24-63	.381	6-20	.300	26-32	.813	16	20	36	39.5	23	17	8	4	7	80	83.0
CHARLESTON SOUTHER	11/20/15	93-75	W	32-59	.542	7-13	.538	22-30	.733	10	30	40	39.7	24	23	13	8	6	93	86.3
vs Georgia Tech	11/26/15	73-83	L	26-60	.433	6-14	.429	15-23	.652	9	17	26	36.2	23	14	12	5	6	73	83.0
vs Stanford	11/27/15	66-69	L	23-66	.348	6-17	.353	14-16	.875	19	23	42	37.4	25	15	14	3	7	66	79.6
NORTHWESTERN STATE	12/01/15	117-78	W	44-79	.557	6-15	.400	23-30	.767	15	30	45	38.7	17	24	10	2	13	117	85.8
at Wake Forest	12/04/15	85-88	L	32-69	.464	5-17	.294	16-19	.842	14	19	33	37.9	24	15	8	4	8	85	85.7
EVANSVILLE	12/08/15	89-76	W	28-52	.538	9-13	.692	24-30	.800	6	22	28	36.6	16	18	11	8	10	89	86.1
TENNESSEE TECH	12/12/15	83-57	W	31-62	.500	7-15	.467	14-21	.667	8	35	43	37.3	19	21	10	13	4	83	85.8
MERCER	12/19/15	66-69	Lot	24-63	.381	7-16	.438	11-15	.733	8	32	40	37.6	18	14	12	5	10	66	83.8
NORTH FLORIDA	12/22/15	97-72	W	42-79	.532	4-10	.400	9-16	.563	21	31	52	38.9	20	27	10	6	7	97	85.0
at Dayton	12/30/15	81-85	Lot	28-61	.459	5-15	.333	20-28	.714	10	29	39	38.9	26	14	16	4	4	81	84.7
at Texas A&M	01/02/16	69-92	L	24-59	.407	6-16	.375	15-24	.625	11	27	38	38.8	19	16	15	2	4	69	83.5
VANDERBILT	01/05/16	90-85	Wot	29-71	.408	6-14	.429	26-35	.743	11	25	36	38.6	27	13	8	5	15	90	83.9
MISSISSIPPI STATE	01/09/16	82-68	W	28-56	.500	16-24	.667	10-13	.769	7	30	37	38.5	17	23	16	9	10	82	83.8
at Mizzou	01/12/16	94-61	W	37-59	.627	8-15	.533	12-15	.800	4	24	28	37.9	20	20	6	6	5	94	84.4
at LSU	01/16/16	74-76	L	30-66	.455	7-17	.412	7-11	.636	11	29	40	38.0	24	15	12	6	7	74	83.8
KENTUCKY	01/21/16	66-80	L	22-55	.400	2-12	.167	20-31	.645	12	22	34	37.8	23	12	9	5	3	66	82.8
at Georgia	01/23/16	73-76	Lot	24-61	.393	8-19	.421	17-28	.607	9	28	37	37.7	23	14	12	6	8	73	82.3
TEXAS A&M	01/27/16	74-71	W	25-59	.424	8-21	.381	16-24	.667	8	20	28	37.2	25	17	12	7	7	74	81.9
TEXAS TECH	01/30/16	75-68	Wot	24-57	.421	6-19	.316	21-28	.750	12	25	37	37.2	18	15	10	5	6	75	81.6
at Florida	02/03/16	83-87	L	29-64	.453	10-21	.476	15-20	.750	15	22	37	37.2	27	13	14	1	5	83	81.6
Arkansas		1796		638-1386	.460	153-358	.427	367-515	.713	253	566	819	37.2	482	381	252	120	162	1796	81.6
Opponents		1672		557-1275	.437	158-443	.357	400-569	.703	239	557	796	36.2	465	302	323	90	117	1672	76.0

Games played: 22  
Points/game: 81.6  
FG Pct: 46.0  
3FG Pct: 42.7  
FT Pct: 71.3

Rebounds/game: 37.2  
Assists/game: 17.3  
Turnovers/game: 11.5  
Assist/turnover ratio: 1.5  
Steals/game: 7.4  
Blocks/game: 5.5

## OPPONENT GAME-BY-GAME STATISTICS

Opponent	Date	Score	W	Total		3-Pointers		Free throws		Rebounds				pf	a	t/o	blk	stl	pts	avg
				fg-fga	pct	3fg-fga	pct	ft-fa	pct	off	def	tot	avg							
SOUTHERN UNIVERSITY	11/13/15	86-68	W	22-53	.415	4-12	.333	20-28	.714	7	21	28	28.0	22	9	17	5	8	68	68.0
AKRON	11/18/15	80-88	L	29-57	.509	13-28	.464	17-25	.680	13	24	37	32.5	26	16	12	4	3	88	78.0
CHARLESTON SOUTHER	11/20/15	93-75	W	23-66	.348	12-31	.387	17-26	.654	16	17	33	32.7	25	15	13	1	5	75	77.0
vs Georgia Tech	11/26/15	73-83	L	28-60	.467	8-16	.500	19-27	.704	18	32	50	37.0	20	15	16	2	5	83	78.5
vs Stanford	11/27/15	66-69	L	23-49	.469	4-12	.333	19-32	.594	10	24	34	36.4	19	10	15	3	4	69	76.6
NORTHWESTERN STATE	12/01/15	117-78	W	29-62	.468	10-29	.345	10-16	.625	5	24	29	35.2	24	21	25	5	2	78	76.8
at Wake Forest	12/04/15	85-88	L	31-60	.517	9-22	.409	17-23	.739	13	23	36	35.3	20	18	15	6	1	88	78.4
EVANSVILLE	12/08/15	89-76	W	28-57	.491	3-17	.176	17-19	.895	8	20	28	34.4	23	17	14	6	7	76	78.1
TENNESSEE TECH	12/12/15	83-57	W	20-59	.339	7-24	.292	10-20	.500	9	25	34	34.3	19	13	12	4	3	57	75.8
MERCER	12/19/15	66-69	Lot	24-66	.364	10-25	.400	11-14	.786	11	34	45	35.4	17	12	15	6	6	69	75.1
NORTH FLORIDA	12/22/15	97-72	W	23-59	.390	10-27	.370	16-21	.762	8	20	28	34.7	16	14	14	4	5	72	74.8
at Dayton	12/30/15	81-85	Lot	26-56	.464	8-24	.333	25-36	.694	8	28	36	34.8	28	16	14	6	7	85	75.7
at Texas A&M	01/02/16	69-92	L	32-65	.492	11-26	.423	17-26	.654	11	29	40	35.2	21	20	10	4	11	92	76.9
VANDERBILT	01/05/16	90-85	Wot	26-52	.500	10-20	.500	23-32	.719	6	35	41	35.6	25	20	26	2	1	85	77.5
MISSISSIPPI STATE	01/09/16	82-68	W	24-64	.375	7-22	.318	13-20	.650	15	19	34	35.5	12	13	14	3	6	68	76.9
at Mizzou	01/12/16	94-61	W	19-49	.388	3-15	.200	20-23	.870	8	19	27	35.0	19	8	14	2	3	61	75.9
at LSU	01/16/16	74-76	L	27-58	.466	5-12	.417	17-31	.548	11	26	37	35.1	13	13	10	3	7	76	75.9
KENTUCKY	01/21/16	66-80	L	26-62	.419	5-16	.313	23-30	.767	16	27	43	35.6	25	9	6	9	5	80	76.1
at Georgia	01/23/16	73-76	Lot	26-60	.433	8-20	.400	16-30	.533	13	33	46	36.1	23	13	13	5	6	76	76.1
TEXAS A&M	01/27/16	74-71	W	19-48	.396	5-13	.385	28-35	.800	12	30	42	36.4	25	10	21	2	6	71	75.8
TEXAS TECH	01/30/16	75-68	Wot	26-62	.419	1-13	.077	15-19	.789	13	24	37	36.4	23	7	14	4	7	68	75.5
at Florida	02/03/16	83-87	L	26-51	.510	5-19	.263	30-36	.833	8	23	31	36.2	20	13	13	4	9	87	76.0
Opponents		1672		557-1275	.437	158-443	.357	400-569	.703	239	557	796	36.2	465	302	323	90	117	1672	76.0
Arkansas		1796		638-1386	.460	153-358	.427	367-515	.713	253	566	819	37.2	482	381	252	120	162	1796	81.6

Games played: 22  
 Points/game: 76.0  
 FG Pct: 43.7  
 3FG Pct: 35.7  
 FT Pct: 70.3

Rebounds/game: 36.2  
 Assists/game: 13.7  
 Turnovers/game: 14.7  
 Assist/turnover ratio: 0.9  
 Steals/game: 5.3  
 Blocks/game: 4.1



## 2015-16 ARKANSAS HOME GAME STATISTICS

#	Player	gp-gs	min	avg	Total		3-Point		F-Throw		Rebounds				a	to	blk	stl	pts	avg			
					fg-fga	fg%	3fg-fga	3fg%	ft-fga	ft%	off	def	tot	avg							pf	dq	
05	Bell, Anthlon	13-11	406	31.2	84-175	.480	41-88	.466	31-39	.795	12	26	38	2.9	29	0	21	12	3	10	240	18.5	
03	Hannahs, Dusty	13-7	375	28.8	74-159	.465	37-79	.468	54-59	.915	8	23	31	2.4	25	0	13	16	0	10	239	18.4	
33	Kingsley, Moses	13-13	394	30.3	78-144	.542	0-0	.000	67-94	.713	45	84	129	9.9	33	1	17	19	36	14	223	17.2	
04	Durham, Jabril	13-13	402	30.9	25-64	.391	7-21	.333	30-34	.882	6	43	49	3.8	28	0	99	29	1	32	87	6.7	
21	Watkins, Manuale	13-3	252	19.4	32-62	.516	0-0	.000	13-26	.500	15	27	42	3.2	26	1	26	9	1	10	77	5.9	
24	Whitt, Jimmy	13-7	276	21.2	28-84	.333	0-3	.000	13-17	.765	5	21	26	2.0	29	0	26	16	6	11	69	5.3	
31	Beard, Anton	7-0	128	18.3	13-40	.325	6-14	.429	3-7	.429	0	12	12	1.7	15	0	8	6	1	8	35	5.0	
55	Miles, Keaton	13-10	201	15.5	19-43	.442	0-1	.000	12-30	.400	13	23	36	2.8	32	1	13	18	13	6	50	3.8	
01	Thompson, Trey	12-1	213	17.8	20-32	.625	0-0	.000	3-9	.333	9	47	56	4.7	37	3	20	13	13	6	43	3.6	
15	Jenkins, Lorenzo	1-0	7	7.0	1-4	.250	1-1	1.000	0-0	.000	0	2	2	2.0	0	0	1	0	0	0	3	3.0	
50	Kouassi, Willy	12-0	120	10.0	11-13	.846	0-0	.000	10-16	.625	7	21	28	2.3	17	0	1	4	9	1	32	2.7	
02	Mosiman, Jake	1-0	1	1.0	0-1	.000	0-0	.000	0-0	.000	0	0	0	0.0	0	0	0	0	0	0	0	0.0	
14	Simmons, Tristan	1-0	0	0.0	0-0	.000	0-0	.000	0-0	.000	0	0	0	0.0	0	0	0	0	0	0	0	0.0	
Team											31	19	50					1					
Total.....		13	2775		385-821	.469	92-207	.444	236-331	.713	151	348	499	38.4	271	6	245	143	83	108	1098	84.5	
Opponents.....		13	2775		319-767	.416	97-277	.350	220-305	.721	139	320	459	35.3	282	-	176	203	55	64	955	73.5	

### TEAM STATISTICS

	AR	OPP
SCORING	1098	955
Points per game	84.5	73.5
Scoring margin	+11.0	-
FIELD GOALS-ATT	385-821	319-767
Field goal pct	.469	.416
3 POINT FG-ATT	92-207	97-277
3-point FG pct	.444	.350
3-pt FG made per game	7.1	7.5
FREE THROWS-ATT	236-331	220-305
Free throw pct	.713	.721
F-Throws made per game	18.2	16.9
REBOUNDS	499	459
Rebounds per game	38.4	35.3
Rebounding margin	+3.1	-
ASSISTS	245	176
Assists per game	18.8	13.5
TURNOVERS	143	203
Turnovers per game	11.0	15.6
Turnover margin	+4.6	-
Assist/turnover ratio	1.7	0.9
STEALS	108	64
Steals per game	8.3	4.9
BLOCKS	83	55
Blocks per game	6.4	4.2
ATTENDANCE	188014	0
Home games-Avg/Game	13-14463	0-0
Neutral site-Avg/Game	-	0-0

Date	Opponent		Score	Att.
11/13/15	SOUTHERN UNIVERSITY	W	86-68	14158
11/18/15	AKRON	L	80-88	14041
11/20/15	CHARLESTON SOUTHERN	W	93-75	14203
12/01/15	NORTHWESTERN STATE	W	117-78	13984
12/08/15	EVANSVILLE	W	89-76	13980
12/12/15	TENNESSEE TECH	W	83-57	14336
% 12/19/15	MERCER	Lot	66-69	9120
12/22/15	NORTH FLORIDA	W	97-72	14794
* 01/05/16	VANDERBILT	Wot	90-85	14179
* 01/09/16	MISSISSIPPI STATE	W	82-68	16246
* 01/21/16	KENTUCKY	L	66-80	18588
* 01/27/16	TEXAS A&M	W	74-71	14410
01/30/16	TEXAS TECH	Wot	75-68	15975

% = North Little Rock, Ark. (Verizon Arena)  
 \* = Conference Game

Score by Periods	1st	2nd	OT	Totals
Arkansas	491	567	40	1098
Opponents	406	518	31	955

## 2015-16 ARKANSAS AWAY GAME STATISTICS

#	Player	gp-gs	min	avg	Total		3-Point		F-Throw		Rebounds				a	to	blk	stl	pts	avg		
					fg-fga	fg%	3fg-fga	3fg%	ft-fita	ft%	off	def	tot	avg							pf	dq
03	Hannahs, Dusty	9-4	223	24.8	49-103	.476	21-49	.429	20-25	.800	7	16	23	2.6	18	0	8	17	0	4	139	15.4
33	Kingsley, Moses	9-9	256	28.4	49-85	.576	0-0	.000	40-58	.690	30	48	78	8.7	32	3	11	21	19	10	138	15.3
05	Bell, Anthlon	9-9	250	27.8	45-105	.429	27-56	.482	11-14	.786	4	24	28	3.1	24	1	6	9	3	4	128	14.2
31	Beard, Anton	6-0	157	26.2	22-51	.431	8-23	.348	15-21	.714	2	16	18	3.0	17	1	17	5	1	5	67	11.2
24	Whitt, Jimmy	9-3	148	16.4	27-61	.443	1-2	.500	8-10	.800	3	11	14	1.6	19	0	5	7	0	6	63	7.0
04	Durham, Jabril	9-9	233	25.9	19-53	.358	4-19	.211	12-15	.800	5	19	24	2.7	24	1	53	18	0	9	54	6.0
21	Watkins, Manuale	9-3	212	23.6	22-43	.512	0-0	.000	4-9	.444	9	20	29	3.2	12	0	22	5	1	9	48	5.3
55	Miles, Keaton	9-8	161	17.9	10-40	.250	0-2	.000	6-8	.750	9	16	25	2.8	26	0	7	9	2	5	26	2.9
50	Kouassi, Willy	9-0	94	10.4	6-15	.400	0-0	.000	8-14	.571	6	9	15	1.7	17	0	0	4	7	1	20	2.2
01	Thompson, Trey	7-0	116	16.6	4-9	.444	0-0	.000	7-10	.700	5	23	28	4.0	22	1	7	10	4	1	15	2.1
Team												22	16	38			4					
Total.....		9	1850		253-565	.448	61-151	.404	131-184	.712	102	218	320	35.6	211	7	136	109	37	54	698	77.6
Opponents.....		9	1850		238-508	.469	61-166	.367	180-264	.682	100	237	337	37.4	183	-	126	120	35	53	717	79.7

### TEAM STATISTICS

	AR	OPP	Date	Opponent	Score	Att.
SCORING	698	717	11/26/15	vs Georgia Tech	L 73-83	1283
Points per game	77.6	79.7	11/27/15	vs Stanford	L 66-69	4156
Scoring margin	-2.1	-	12/04/15	at Wake Forest	L 85-88	9488
FIELD GOALS-ATT	253-565	238-508	12/30/15	at Dayton	Lot 81-85	13455
Field goal pct	.448	.469	* 01/02/16	at Texas A&M	L 69-92	11332
3 POINT FG-ATT	61-151	61-166	* 01/12/16	at Mizzou	W 94-61	6627
3-point FG pct	.404	.367	* 01/16/16	at LSU	L 74-76	13610
3-pt FG made per game	6.8	6.8	* 01/23/16	at Georgia	Lot 73-76	10523
FREE THROWS-ATT	131-184	180-264	* 02/03/16	at Florida	L 83-87	9013
Free throw pct	.712	.682				
F-Throws made per game	14.6	20.0				
REBOUNDS	320	337				
Rebounds per game	35.6	37.4				
Rebounding margin	-1.9	-				
ASSISTS	136	126				
Assists per game	15.1	14.0				
TURNOVERS	109	120				
Turnovers per game	12.1	13.3				
Turnover margin	+1.2	-				
Assist/turnover ratio	1.2	1.1				
STEALS	54	53				
Steals per game	6.0	5.9				
BLOCKS	37	35				
Blocks per game	4.1	3.9				
ATTENDANCE	0	79487				
Home games-Avg/Game	0-0	7-10578				
Neutral site-Avg/Game	-	2-2720				

% = North Little Rock, Ark. (Verizon Arena)

\* = Conference Game

Score by Periods	1st	2nd	OT	Totals
Arkansas	326	354	18	698
Opponents	342	350	25	717

## 2015-16 ARKANSAS SEC-ONLY STATISTICS

#	Player	gp-gs	min	avg	Total		3-Point		F-Throw		Rebounds				a	to	blk	stl	pts	avg			
					fg-fga	fg%	3fg-fga	3fg%	ft-fita	ft%	off	def	tot	avg							pf	dq	
05	Bell, Anthlon	9-9	266	29.6	55-112	.491	31-58	.534	22-26	.846	6	24	30	3.3	22	0	9	9	3	8	163	18.1	
03	Hannahs, Dusty	9-8	258	28.7	53-110	.482	26-56	.464	26-33	.788	10	15	25	2.8	14	0	6	11	0	7	158	17.6	
33	Kingsley, Moses	9-9	273	30.3	47-88	.534	0-0	.000	47-70	.671	22	50	72	8.0	26	1	14	19	20	12	141	15.7	
31	Beard, Anton	9-0	202	22.4	23-59	.390	7-23	.304	15-22	.682	2	21	23	2.6	23	1	16	9	2	8	68	7.6	
04	Durham, Jabril	9-9	219	24.3	18-46	.391	6-17	.353	11-13	.846	6	17	23	2.6	25	1	57	16	0	15	53	5.9	
24	Whitt, Jimmy	9-0	110	12.2	16-43	.372	1-4	.250	2-4	.500	4	12	16	1.8	15	0	7	9	2	5	35	3.9	
21	Watkins, Manuale	9-3	159	17.7	14-36	.389	0-0	.000	1-6	.167	6	19	25	2.8	15	1	16	6	0	4	29	3.2	
01	Thompson, Trey	9-0	167	18.6	9-16	.563	0-0	.000	8-11	.727	7	30	37	4.1	32	3	10	14	8	2	26	2.9	
55	Miles, Keaton	9-7	134	14.9	9-30	.300	0-1	.000	5-12	.417	2	12	14	1.6	22	0	8	7	10	3	23	2.6	
50	Kouassi, Willy	8-0	62	7.8	4-10	.400	0-0	.000	1-4	.250	4	8	12	1.5	11	0	0	2	2	0	9	1.1	
Team											19	19	38										
Total.....		9	1850		248-550	.451	71-159	.447	138-201	.687	88	227	315	35.0	205	7	143	104	47	64	705	78.3	
Opponents.....		9	1850		225-509	.442	59-163	.362	187-263	.711	100	241	341	37.9	183	-	119	127	34	54	696	77.3	

### TEAM STATISTICS

	AR	OPP	Date	Opponent	Score	Att.
SCORING	705	696	* 01/02/16	at Texas A&M	L 69-92	11332
Points per game	78.3	77.3	* 01/05/16	VANDERBILT	Wot 90-85	14179
Scoring margin	+1.0	-	* 01/09/16	MISSISSIPPI STATE	W 82-68	16246
FIELD GOALS-ATT	248-550	225-509	* 01/12/16	at Mizzou	W 94-61	6627
Field goal pct	.451	.442	* 01/16/16	at LSU	L 74-76	13610
3 POINT FG-ATT	71-159	59-163	* 01/21/16	KENTUCKY	L 66-80	18588
3-point FG pct	.447	.362	* 01/23/16	at Georgia	Lot 73-76	10523
3-pt FG made per game	7.9	6.6	* 01/27/16	TEXAS A&M	W 74-71	14410
FREE THROWS-ATT	138-201	187-263	* 02/03/16	at Florida	L 83-87	9013
Free throw pct	.687	.711				
F-Throws made per game	15.3	20.8				
REBOUNDS	315	341				
Rebounds per game	35.0	37.9				
Rebounding margin	-2.9	-				
ASSISTS	143	119				
Assists per game	15.9	13.2				
TURNOVERS	104	127				
Turnovers per game	11.6	14.1				
Turnover margin	+2.6	-				
Assist/turnover ratio	1.4	0.9				
STEALS	64	54				
Steals per game	7.1	6.0				
BLOCKS	47	34				
Blocks per game	5.2	3.8				
ATTENDANCE	63423	51105				
Home games-Avg/Game	4-15856	5-10221				
Neutral site-Avg/Game	-	0-0				

% = North Little Rock, Ark. (Verizon Arena)  
\* = Conference Game

Score by Periods	1st	2nd	OT	Totals
Arkansas	314	369	22	705
Opponents	317	359	20	696

## 2015-16 ARKANSAS COMBINED STATISTICS

#	Player	gp-gs	min	avg	Total		3-Point		F-Throw		Rebounds				a	to	blk	stl	pts	avg					
					fg-fga	fg%	3fg-fga	3fg%	ft-fita	ft%	off	def	tot	avg							pf	dq			
03	Hannahs, Dusty	22-11	598	27.2	123-262	.469	58-128	.453	74-84	.881	15	39	54	2.5	43	0	21	33	0	14	378	17.2			
05	Bell, Anthlon	22-20	656	29.8	129-280	.461	68-144	.472	42-53	.792	16	50	66	3.0	53	1	27	21	6	14	368	16.7			
33	Kingsley, Moses	22-22	650	29.5	127-229	.555	0-0	.000	107-152	.704	75	132	207	9.4	65	4	28	40	55	24	361	16.4			
31	Beard, Anton	13-0	285	21.9	35-91	.385	14-37	.378	18-28	.643	2	28	30	2.3	32	1	25	11	2	13	102	7.8			
04	Durham, Jabril	22-22	635	28.9	44-117	.376	11-40	.275	42-49	.857	11	62	73	3.3	52	1	152	47	1	41	141	6.4			
24	Whitt, Jimmy	22-10	424	19.3	55-145	.379	1-5	.200	21-27	.778	8	32	40	1.8	48	0	31	23	6	17	132	6.0			
21	Watkins, Manuale	22-6	464	21.1	54-105	.514	0-0	.000	17-35	.486	24	47	71	3.2	38	1	48	14	2	19	125	5.7			
55	Miles, Keaton	22-18	362	16.5	29-83	.349	0-3	.000	18-38	.474	22	39	61	2.8	58	1	20	27	15	11	76	3.5			
01	Thompson, Trey	19-1	329	17.3	24-41	.585	0-0	.000	10-19	.526	14	70	84	4.4	59	4	27	23	17	7	58	3.1			
15	Jenkins, Lorenzo	1-0	7	7.0	1-4	.250	1-1	1.000	0-0	.000	0	2	2	2.0	0	0	1	0	0	0	3	3.0			
50	Kouassi, Willy	21-0	214	10.2	17-28	.607	0-0	.000	18-30	.600	13	30	43	2.0	34	0	1	8	16	2	52	2.5			
02	Mosiman, Jake	1-0	1	1.0	0-1	.000	0-0	.000	0-0	.000	0	0	0	0.0	0	0	0	0	0	0	0	0.0			
14	Simmons, Tristan	1-0	0	0.0	0-0	.000	0-0	.000	0-0	.000	0	0	0	0.0	0	0	0	0	0	0	0	0.0			
Team											53	35	88												5
Total.....		22	4625		638-1386	.460	153-358	.427	367-515	.713	253	566	819	37.2	482	13	381	252	120	162	1796	81.6			
Opponents.....		22	4625		557-1275	.437	158-443	.357	400-569	.703	239	557	796	36.2	465	-	302	323	90	117	1672	76.0			

### TEAM STATISTICS

	AR	OPP
SCORING	1796	1672
Points per game	81.6	76.0
Scoring margin	+5.6	-
FIELD GOALS-ATT	638-1386	557-1275
Field goal pct	.460	.437
3 POINT FG-ATT	153-358	158-443
3-point FG pct	.427	.357
3-pt FG made per game	7.0	7.2
FREE THROWS-ATT	367-515	400-569
Free throw pct	.713	.703
F-Throws made per game	16.7	18.2
REBOUNDS	819	796
Rebounds per game	37.2	36.2
Rebounding margin	+1.0	-
ASSISTS	381	302
Assists per game	17.3	13.7
TURNOVERS	252	323
Turnovers per game	11.5	14.7
Turnover margin	+3.2	-
Assist/turnover ratio	1.5	0.9
STEALS	162	117
Steals per game	7.4	5.3
BLOCKS	120	90
Blocks per game	5.5	4.1
ATTENDANCE	188014	79487
Home games-Avg/Game	13-14463	7-10578
Neutral site-Avg/Game	-	2-2720

Date	Opponent		Score	Att.
11/13/15	SOUTHERN UNIVERSITY	W	86-68	14158
11/18/15	AKRON	L	80-88	14041
11/20/15	CHARLESTON SOUTHERN	W	93-75	14203
11/26/15	vs Georgia Tech	L	73-83	1283
11/27/15	vs Stanford	L	66-69	4156
12/01/15	NORTHWESTERN STATE	W	117-78	13984
12/04/15	at Wake Forest	L	85-88	9488
12/08/15	EVANSVILLE	W	89-76	13980
12/12/15	TENNESSEE TECH	W	83-57	14336
% 12/19/15	MERCER	Lot	66-69	9120
12/22/15	NORTH FLORIDA	W	97-72	14794
12/30/15	at Dayton	Lot	81-85	13455
* 01/02/16	at Texas A&M	L	69-92	11332
* 01/05/16	VANDERBILT	Wot	90-85	14179
* 01/09/16	MISSISSIPPI STATE	W	82-68	16246
* 01/12/16	at Mizzou	W	94-61	6627
* 01/16/16	at LSU	L	74-76	13610
* 01/21/16	KENTUCKY	L	66-80	18588
* 01/23/16	at Georgia	Lot	73-76	10523
* 01/27/16	TEXAS A&M	W	74-71	14410
01/30/16	TEXAS TECH	Wot	75-68	15975
* 02/03/16	at Florida	L	83-87	9013

% = North Little Rock, Ark. (Verizon Arena)

\* = Conference Game

Score by Periods	1st	2nd	OT	Totals
Arkansas	817	921	58	1796
Opponents	748	868	56	1672