



UNIVERSITY OF HOUSTON BASKETBALL



ATHLETICS COMMUNICATIONS: 3204 Cullen Blvd. • Suite 2008 • Houston, TX • 77204 • Contact: Jeff Conrad (jconrad@central.uh.edu) O: (713) 743-9410 | C: (713) 557-3841 | F: (713) 743-9411 • UHCougars.com

rv/nr HOUSTON COUGARS (6-1 • 0-0 American)
Nov. 5 UNC PEMBROKE (exhibition) W, 94-67
Nov. 11 MORGAN STATE ESPN3 W, 93-52
Nov. 16 ANGELO STATE (exhibition) W, 84-72

Gulf Coast Showcase (Estero, Fla.)

| | | |
|---------------------------------------|------------------|--------------|
| Nov. 21 | vs. George Mason | W, 93-56 |
| Nov. 22 | vs. South Dakota | W, 85-58 |
| Nov. 23 | vs. Vermont | W, 72-71 |
| Nov. 26 CORNELL ESPN3 W, 83-53 | | |
| Nov. 29 | at LSU | SEC L, 65-84 |

| | | |
|---|------------------------------|---------------|
| Dec. 3 PRAIRIE VIEW A&M ESPN3 W, 105-61 | | |
| Dec. 6 | at nr/rv Arkansas | SEC 6 p.m. |
| Dec. 10 #21/25 RHODE ISLAND ESPNU 12:30 p.m. | | |
| Dec. 17 UT RIO GRANDE VALLEY ESPN3 4 p.m. | | |
| Dec. 21 LIBERTY ASN/ESPN3 7 p.m. | | |
| Dec. 23 HARVARD ESPN2 7 p.m. | | |
| Dec. 28 | * at UConn (Hartford, Conn.) | ESPN2 TBA |
| Dec. 31 | * at USF | ESPNU 11 a.m. |

| | | |
|--|--------------------|----------------|
| Jan. 4 *TULSA ESPNU 8 p.m. | | |
| Jan. 7 *rv/rv CINCINNATI ESPNU 8 p.m. | | |
| Jan. 11 | * at East Carolina | ESPNews 5 p.m. |
| Jan. 14 | * at UCF | CBSSN 3 p.m. |
| Jan. 19 *MEMPHIS CBSSN 8 p.m. | | |
| Jan. 21 | * at SMU | ESPNU 5 p.m. |
| Jan. 24 *TULANE CBSSN 8 p.m. | | |
| Jan. 28 *TEMPLE ESPNU 9 p.m. | | |

| | | |
|------------------------------------|--------------|----------------|
| Feb. 1 *UCF ESPNU 6 p.m. | | |
| Feb. 8 | * at Tulane | ESPNews 7 p.m. |
| Feb. 11 | * at Tulsa | ESPNU 5 p.m. |
| Feb. 18 *SMU ESPN2 5 p.m. | | |
| Feb. 22 *UCONN CBSSN 8 p.m. | | |
| Feb. 26 | * at Memphis | CBSSN 4 p.m. |

| | | |
|--|-----------------------|-------------------|
| March 2 | * at rv/rv Cincinnati | ESPN/ESPN2 6 p.m. |
| March 5 *EAST CAROLINA CBSSN 3 p.m. | | |
| American Athletic Conference Championship (Hartford, Conn.) | | |
| March 9 | First Round | TBD TBD |
| March 10 | Quarterfinals | TBD TBD |
| March 11 | Semifinals | TBD TBD |
| March 12 | Championship | TBD TBD |

Home Games in **BOLD CAPS**; Times are Central and subject to change
 Television networks in parenthesis
 Rankings – AP/ESPN USA Today Coaches

rv/nr HOUSTON COUGARS (6-1 • 0-0 American)
at ARKANSAS RAZORBACKS (6-1 • 0-0 SEC)
6 p.m. • Tuesday, Dec. 6, 2016

Bud Walton Arena (19,200) • Fayetteville, Ark.

COUGARS BACK on the ROAD at ARKANSAS

- Houston meets its second SEC opponent on the road in an eight-day stretch when it takes on Arkansas at 6 p.m., Tuesday, inside Bud Walton Arena in Fayetteville, Ark.
- Cougars looking for their second straight win against the Razorbacks after taking an 87-78 win in Little Rock, Ark., on Nov. 18, 2011.
- Tuesday's game will be the first meeting between the two teams in Fayetteville since Jan. 6, 1991.
- Cougars enter this week's game on the heels of a dominating 105-61 win over Prairie View A&M on Saturday inside Hofheinz Pavilion... Was the team's fifth win of 25+ points in 2016-17.
- Junior guard **Rob Gray** led the way with 23 points, including 21 points, in the first half against the Panthers and added seven rebounds and five assists... Senior guard **Damyean Dotson** totaled 16 points with a game-high 11 rebounds for his first double-double of the season.

HEADLINES and STORYLINES

- Houston leads the American Athletic Conference and ranks 28th nationally with 85.1 points per game. The Cougars boast three of the league's top-20 individual scorers in junior guard **Rob Gray** (19.4 ppg, 3rd), senior guard **Damyean Dotson** (13.9 ppg, t-15th) and junior forward **Devin Davis** (12.7 ppg, 19th).
- After sinking 61.1 percent (11-of-18) of their 3-point tries in Saturday's win against Prairie View A&M, the Cougars now lead the league and the nation with a .457 3-point field goal percentage (59-of-129).
- Cougars lead or rank second in the American Athletic Conference in eight statistics categories, including won-loss percentage, scoring margin, field goal percentage, free throw percentage, scoring offense, turnovers per game, turnover margin and assist-turnover ratio.
- With three straight wins at Gulf Coast Showcase on Nov. 21-23, Cougars won their first regular-season tournament title since Dec. 7, 1991.
- Cougars are competing in Hofheinz Pavilion for the final time in 2016-17... Team will play off campus in 2017-18 as Hofheinz Pavilion undergoes a \$60 million renovation and becomes the Fertitta Center during the 2018-19 season.

UP NEXT

- Following Tuesday's game, Cougars return to the friendly confines of Hofheinz Pavilion to play host in four straight home games
- That homestand begins at 12:30 p.m., Dec. 10 against No. 21/25 Rhode Island and continues against UT Rio Grande Valley (4 p.m., Dec. 17); Liberty (7 p.m., Dec. 21) and Harvard (7 p.m., Dec. 23).
- Houston does not leave the city limits again until opening American Athletic Conference play on Dec. 28 against UConn in Hartford, Conn.

SETTING the SCENE

Television: SEC Network
 Adam Amin (PxP)
 Jon Sundvold (analyst)

Radio: 950 AM KPRC
 Jeremy Branham (PxP)
 Pregame show begins at 5:45 p.m.

Series vs. Arkansas: Arkansas leads 21-17
 First meeting since Nov. 18, 2011
 Houston won last,
 Arkansas won seven of last eight
 Houston won last 87-78
 Little Rock, Ark. (Nov. 18, 2011)
 Arkansas leads 13-3 in Fayetteville
 Arkansas won last in Fayetteville 95-79
 (Jan. 6, 1991)
 Arkansas won last four in Fayetteville
 Last Houston win in Fayetteville –
 57-54 (Feb. 11, 1987)

Houston Head Coach: Kelvin Sampson
 (UNC Pembroke '78)

Career Record: 541-300 (29th year)
Houston Record: 41-30 (3rd year)
vs. Arkansas: 4-1 (4-1 with Oklahoma)
vs. Mike Anderson: First meeting

Arkansas Head Coach: Mike Anderson
 (Tulsa '82)

Career Record: 308-163 (15th yr.)
Arkansas Record: 108-65 (6th yr.)
vs. Houston: 5-0 (5-0 with UAB)
vs. Kelvin Sampson: First meeting

Up Next vs. #21/25 Rhode Island
for Houston: 12:30 p.m. • Saturday, Dec. 10
 Hofheinz Pavilion • Houston



THE KELVIN SAMPSON RADIO SHOW

FUDDRUCKERS • 3929 Southwest Freeway
7-8 p.m. • Selected Dates

Head Coach Kelvin Sampson begins his weekly radio show on Monday, Jan. 2, at Fuddruckers. Hosted by **Jeremy Branham**, the show will air from 7 to 8 p.m., on Monday during the American Athletic Conference season.



Fans can join the show at the restaurant, tune in to KPRC 950 AM or listen via Cougar All-Access at UHCougars.com.

| | |
|----------------|----------------|
| Jan. 2 | Feb. 6 |
| Jan. 9 | Feb. 13 |
| Jan. 16 | Feb. 20 |
| Jan. 23 | Feb. 27 |
| Jan. 30 | March 6 |

Fans can participate in the show by asking questions in person at the restaurant, by tweeting questions to [@UHCougarMBK](https://twitter.com/UHCougarMBK) or by leaving questions on the [UHCougarMBK](https://www.facebook.com/UHCougarMBK) Facebook page.

HOUSTON COUGARS at a GLANCE

| PROBABLE STARTERS | Pos. | Ht. | Wt. | Cl.-Exp. | Hometown | G-GS | PPG | RPG | Other |
|------------------------|------|------|-----|----------|--------------------|------|------|-----|---------|
| 25 Galen Robinson, Jr. | G | 6-1 | 190 | So.-1L | Houston, Texas | 7-7 | 4.6 | 3.0 | 6.0 apg |
| 32 Rob Gray | G | 6-2 | 185 | r-Jr.-1L | Forest City, N.C. | 7-7 | 19.4 | 3.0 | 3.4 apg |
| 21 Damyean Dotson | G | 6-5 | 210 | r-Sr.-1L | Houston, Texas | 7-7 | 13.9 | 6.0 | 1.0 apg |
| 15 Devin Davis | F | 6-7 | 230 | r-Jr.-1C | Indianapolis, Ind. | 7-7 | 12.7 | 7.4 | 1.4 apg |
| 33 Kyle Meyer | C | 6-10 | 230 | r-Sr.-1L | Atlanta, Ga. | 7-1 | 3.4 | 2.6 | 0.4 apg |

RESERVES

| | | | | | | | | | |
|------------------------|---|------|-----|----------|-------------------|-----|------|-----|---------|
| 12 Wes Van Beck | G | 6-2 | 190 | Jr.-2L | Houston, Texas | 7-0 | 8.7 | 2.1 | 3.0 apg |
| 0 Danrad Knowles | F | 6-10 | 200 | Sr.-3L | Nassau, Bahamas | 7-6 | 10.1 | 4.4 | 0.6 bpg |
| 5 Morris Dunnigan | G | 6-3 | 195 | Jr.-1C | Joliet, Ill. | 7-0 | 4.1 | 1.3 | 0.1 apg |
| 13 Bertrand Nkali | F | 6-9 | 235 | r-Sr.-1L | Bertoua, Cameroon | 6-0 | 1.0 | 3.0 | 1.2 bpg |
| 3 Bertrand Brooks | G | 6-4 | 180 | Fr.-HS | Round Rock, Texas | 6-0 | 6.5 | 2.3 | 0.2 apg |
| 1 Xavier Dupree | F | 6-9 | 210 | Sr.-1L | Houston, Texas | 6-0 | 1.5 | 2.0 | 0.7 spg |
| 30 Mateen Hirbod | G | 6-2 | 185 | Fr.-HS | Danville, Calif. | 5-0 | 0.6 | 0.0 | 0.2 apg |
| 20 Valentine Sangoyomi | C | 6-9 | 250 | Jr.-1C | Lagos, Nigeria | --- | --- | --- | --- |

KELVIN SAMPSON vs. ARKANSAS (4-1)
1-0 Home • 3-0 Road • 0-1 Neutral

| with Oklahoma | | |
|------------------------|---|--------------------------|
| Nov. 30, 2001 | W | 69-54 Fayetteville, Ark. |
| Dec. 23, 2000 | W | 88-79 Fayetteville, Ark. |
| Dec. 7, 1999 | W | 66-52 Fayetteville, Ark. |
| Dec. 5, 1998 | W | 87-57 Norman, Okla. |
| Rainbow Classic | | |
| Dec. 28, 1994 | L | 84-86 Honolulu |

KELVIN SAMPSON vs. ARKANSAS

- **Head Coach Kelvin Sampson** has posted a 4-1 record against Arkansas during his career.
- Tuesday's game will be the first time he has faced Arkansas with Houston... Previously built a 4-1 record against the Razorbacks during his Oklahoma tenure.
- Has led his teams to four straight victories against the Razorbacks after falling in his first meeting.
- Dropped an 86-84 decision to Arkansas on Dec. 28, 1994, during the first

day of the Rainbow Classic in Honolulu.

- Claimed a 87-57 win over the then-19th-ranked Razorbacks on Dec. 5, 1998, in Norman, Okla.... Enjoyed a 66-52 win on Dec. 7, 1999, in Fayetteville, Ark... Took an 88-79 win over 25th-ranked Razorbacks on Dec. 23, 2000, in Norman, Okla... Posted a 69-54 win on Nov. 30, 2001, in Fayetteville, Ark.

KELVIN SAMPSON vs. MIKE ANDERSON

- Tuesday's game will be the first time that **Head Coach Kelvin Sampson** has faced Mike Anderson during his career.

AWARD WINNERS

DEVIN DAVIS

- The American Honor Roll (Nov. 28, 2016)
- The American Honor Roll (Nov. 7, 2016)

DAMYEAN DOTSON

- 2016 Gulf Coast Showcase Most Valuable Player
- Preseason All-American Athletic Conference First Team

ROB GRAY

- 2016 Gulf Coast Showcase All-Tournament Team
- The American Honor Roll (Dec. 5, 2016)
- Preseason All-American Athletic Conference Second Team

LAST TIME vs. ARKANSAS
Houston 87, Arkansas 78 • Nov. 19, 2011 • Verizon Arena • North Little Rock, Ark.

- Cougars fell behind by eight midway through the first half but closed out the opening period on a 10-2 run to tie the game at 36-36 by halftime
- After Arkansas scored the first points of the second half, the Cougars used a 23-6 run and built a 58-44 lead on forward **Kirk Van Slyke's** layup and free throw.
- Razorbacks chipped away and pulled to within 72-68 with 4:11 left... Forward **Alandise Harris** stopped the rally with a layup and was fouled.
- Harris missed the ensuing free throw, but forward **Jonathon Simmons** grabbed the offensive rebound and laid it back up and in for a 76-68 Houston lead... Hogs would not get closer than six points the rest of the way as the Cougars converted 7-of-8 free throw attempts in the final minute.
- Van Slyke poured in 19 points off the bench in 19 minutes... Went 8-of-10 from the field in posting a career-high points total for the second straight game... Harris

returned to his hometown of Little Rock and scored 18 points with six rebounds to lead the Cougars... Simmons scored 16 points on 6-of-8 shooting with seven rebounds and three assists, while point guard **J.J. Thompson** and guard **Darian Thibodeaux** posted 10 points apiece... Forward **TaShawn Thomas** led all players with 10 rebounds and spearheaded a Cougar defense that outrebounded the Hogs 41-30.

- Julysse Nobles led the Razorbacks with 17 points and five rebounds, while B.J. Young added 15 points... Rashad Madden chipped in with 13 points, and Michael Sanchez tallied 11 points in the losing effort.

CAREER 30-POINT GAMES

| Player | 2016-17 | Career |
|----------------|---------|--------|
| Rob Gray | 0 | 2 |
| Danrad Knowles | 0 | 1 |

CAREER 20-POINT GAMES

| Player | 2016-17 | Career |
|----------------|---------|--------|
| Damyean Dotson | 1 | 11-8 |
| Rob Gray | 4 (1) | 11 |
| Danrad Knowles | 0 | 3 |

DOUBLE-FIGURE SCORING GAMES

| Player | 2016-17 | Career |
|--------------------|---------|--------|
| Damyean Dotson | 6 (3) | 68-30 |
| Danrad Knowles | 4 | 34 |
| Rob Gray | 7 (7) | 30 |
| Galen Robinson Jr. | 0 | 13 |
| Wes VanBeck | 4 (1) | 6 |
| Devin Davis | 5 (4) | 4 |
| Armoni Brooks | 1 (1) | 1 |

DOUBLE-DOUBLES

| Player | 2016-17 | Career |
|----------------|---------|--------|
| Damyean Dotson | 1 (1) | 7-7 |
| Danrad Knowles | 0 | 2 |
| Devin Davis | 1 | 1 |

DOUBLE-FIGURE REBOUNDING GAMES

| Player | 2016-17 | Career |
|----------------|---------|--------|
| Damyean Dotson | 1 (1) | 8-8 |
| Danrad Knowles | 0 | 2 |
| Devin Davis | 2 | 2 |

DOUBLE-FIGURE ASSIST GAMES

| Player | 2016-17 | Career |
|--------------------|---------|--------|
| Galen Robinson Jr. | 1 | 2 |

() – indicates active streak

LAST TIME OUT
Houston 105, Prairie View A&M 61 • Dec. 3, 2016 • Hofheinz Pavilion • Houston

- Trailing in first two minutes of the game, Cougars erupted on a 20-1 run to seize control on the way to a 105-61 win over Prairie View A&M inside Hofheinz Pavilion on Saturday.
- Prairie View A&M held a 6-4 advantage only two minutes into the game... However, that would be the last time that the Panthers would lead.
- Guard **Rob Gray** led the Houston run with nine of his game-high 23 points, while guard **Armoni Brooks** drained a pair of 3-pointers to lead Houston to its sixth victory in its first seven games to open the season.
- Cougars connected on 55.2 percent of their shots from the field, including nearly 58 percent on the way to 58 second-half points... Houston outrebounded the Panthers 50-24 with 19 offensive boards and turned 19 Prairie View A&M turnovers into 31 points.
- Gray connected on 7-of-12 shots from the field, including all four 3-point attempts, to record his fourth 20-point game of the season and added seven rebounds with five assists... Gray totaled 21 points in the first half, posting the Cougars' highest total in the opening total half since guard **Robert McKiver** had 27 first-half points on the way to a career-high 52, in a win against Southern Miss on Feb. 27, 2008, inside Hofheinz Pavilion.
- Guard **Damyean Dotson** posted 16 points and led all players with 11 rebounds for his first double-double of the season and the seventh of his career.
- Forward **Devin Davis** posted 14 points, while Brooks came off the bench to pour in a career-best 12 points with five rebounds... Guard **Wes VanBeck** added 10 points for the Cougars.
- Prairie View A&M forward Zachary Hamilton led the Panthers with 15 points and five rebounds, while guard Daquan Cook added 13 points with three 3-pointers.

A LONG TIME COMING

- With the Cougars' 72-71 win over Vermont in the Gulf Coast Showcase championship game on Nov. 23, Houston captured its first regular-season tournament title in nearly 25 years.
- The Cougars enjoyed their first regular-season tournament title winning the Disneyland Freedom Bowl Classic on Dec. 6-7, 1991, in Irvine, Calif. At that tournament, the Cougars knocked off UC Irvine 73-51 on Dec. 6, 1991, and won the title with an 80-56 win over Kent State the next day.
- Was the 30th regular-season tournament championship in Houston Basketball history.

COUNTDOWN CONTINUES

- Senior forward **Danrad Knowles** continues his march to becoming a member of the Cougars' 1,000-Point Club during his career.
- Entering Tuesday's game against at Arkansas, Knowles has scored 800 points during his career... Needs only 200 more points to become the 46th player in Houston history to score 1,000+ points during his career.
- Would become the first player since **Jherrod Stiggers** (2012-15) to score 1,000 points in his Houston career.

2016-17 AMERICAN STANDINGS
 through games of Dec. 4, 2016

| TEAM | AMERICAN GAMES | | | ALL GAMES | | |
|----------------|----------------|----------|-------------|-----------|----------|-------------|
| | W | L | Pct. | W | L | Pct. |
| Cincinnati | 0 | 0 | .000 | 7 | 1 | .875 |
| Houston | 0 | 0 | .000 | 6 | 1 | .857 |
| UCF | 0 | 0 | .000 | 6 | 1 | .757 |
| East Carolina | 0 | 0 | .000 | 7 | 2 | .778 |
| Memphis | 0 | 0 | .000 | 6 | 2 | .750 |
| Temple | 0 | 0 | .000 | 6 | 2 | .750 |
| SMU | 0 | 0 | .000 | 6 | 3 | .667 |
| USF | 0 | 0 | .000 | 4 | 3 | .571 |
| Tulsa | 0 | 0 | .000 | 3 | 3 | .500 |
| UConn | 0 | 0 | .000 | 3 | 4 | .429 |
| Tulane | 0 | 0 | .000 | 1 | 7 | .125 |

UPCOMING GAMES

| | |
|----------------------|---|
| Mon., Dec. 5 | at Madison Square Garden (New York) UConn vs. Syracuse |
| Tue, Dec. 6 | Houston at Arkansas East Carolina at Virginia |
| Wed, Dec. 7 | Illinois State at Tulsa George Washington at Temple TCU at SMU Southern at Tulane |
| Sat., Dec. 10 | Rhode Island at Houston Hall of Fame Classic (Miami) Temple vs. DePaul UAB at Memphis Oklahoma State at Tulsa Cincinnati at Butler Maryland-Eastern Shore at UCF UConn at Ohio State Tulane at Southern Miss. |
| Mon, Dec. 12 | Penn at UCF Bethune-Cookman at USF |
| Tue, Dec. 13 | Temple at Villanova Monmouth at Memphis Texas Southern at Cincinnati |
| Wed., Dec. 14 | McNeese State at SMU |
| Thur, Dec. 15 | College of Charleston at East Carolina UCF at George Washington |
| Sat., Dec. 17 | UT Rio Grande Valley at Houston Memphis at Oklahoma South Carolina at USF NJIT at Temple Texas State at Tulsa Fairleigh Dickinson at Cincinnati |

RECENT GAMES

| | |
|----------------------|---|
| Sun., Dec. 4 | at Cincinnati 85, Bowling Green 56 at SMU 74, Delaware State 60 |
| Sat., Dec. 3 | at Houston 105, Prairie View A&M 61 at Mississippi 85, Memphis 77 UCF 65, at Massachusetts 62 at Little Rock 72, Tulsa 62 at Temple 70, Penn 62 at East Carolina 69, North Carolina Central 56 at George Washington 68, USF 67 |
| Fri., Dec. 2 | at SMU 49, Cal State Bakersfield 43 St. John's 95, at Tulane 75 |
| Thur., Dec. 1 | USF 80, at Troy 74 Cincinnati 55, at Iowa State 54 (OT) |
| Wed., Nov. 30 | at UCF 81, Stetson 45 at UConn 51, Boston University 49 Temple 78, at Saint Joseph's 72 at Memphis 84, Jackson State 69 at Boise State 71, SMU 62 |
| Tue., Nov. 29 | at LSU 84, Houston 65 at East Carolina 68, Hampton 48 at New Orleans 84, Tulane 59 |
| Mon., Nov. 28 | at UCF 71, Kennesaw State 69 Tulsa 79, at Oral Roberts 65 |



SPECIAL BEGINNINGS

• During the last two seasons, the Cougars have started their respective seasons against opponents with a special connection to **Head Coach Kelvin Sampson**.

• The Cougars opened the 2016-17 season on Nov. 5 with a 94-67 exhibition win over UNC Pembroke inside Hofheinz Pavilion... Sampson was an award-winning student-athlete in football, basketball and baseball with the Braves from 1975 to 1978.

• In 2015-16, the Cougars claimed a 95-65 exhibition win over Montana Tech on Nov. 13, 2015... Sampson began his head coaching career with the Orediggers, collecting 73 wins and two conference championships from 1981 to 1985.

POINT OF ATTACK

• Sophomore point guard **Galen Robinson Jr.**, has been a key leader for the Cougars during the 2016-17 season.

• Looking to become the 18th player in Houston history with multiple 100+ assist seasons during his career... Leads the Cougars and ranks second in American Athletic Conference with 6.0 assists per game this season.

• Named to the 2015-16 American Athletic Conference All-Rookie Team.

• With three assists at UConn on Feb. 29, became only the sixth freshman in school history to record 100+ assists in a single season... Robinson was the first freshman point guard with triple-digit assists since **Desmond Wade** dished out 113 assists in 2008-09.

• Led the team with 110 assists and 3.4 assists per game to rank eighth in the league in 2015/16

• Robinson's 3.483 assists per game average ranked fourth in Houston freshman single-season history.

100+ ASSIST SEASONS

• Sophomore point guard **Galen Robinson Jr.** continues his march to join an exclusive group in Houston history.

• Looking to become the 18th player in Houston history with multiple 100+ assist seasons during his career.

• Leads the Cougars and ranks second in the American Athletic Conference with 6.0 assists per game this season.

• With 68 more assists in 2016-17, will join **Derrick Daniels** (4 times, 1988-92); **Alvin Franklin** (3 times, 1982-86); **Reid Gettys** (3 times, 1981-85); **Ken Ciolli** (3 times, 1975-79); **Lanny Smith** (3 times 2003-08); **Rob Williams** (3 times, 1979-82); **Louis Dunbar** (2 times, 1972-75); **Anthony Goldwire** (2 times, 1992-94); **Tom Gribben** (2 times, 1967-70); **Joe Hamood** (2 times, 1963-66); **Damon Jones** (2 times, 1994-97); **Steve Newsome** (2 times, 1970-74,); **George Reynolds** (2 times, 1967-69); **L.J. Rose** (2 times, 2013-16); **Desmond Wade** (2 times, 2008-10); **Poo Welch** (2 times, 1969-71) and **Kenneth Williams** (2 times, 1976-80) as only players in school history with multiple 100+ assist seasons during his career.

TOURNAMENT CHAMPIONSHIPS

- 2016 Gulf Coast Showcase
- 1991 Disneyland Freedom Bowl Classic
- 1989 Holiday Classic
- 1987 Spindletop Classic
- 1986 Kactus Classic
- 1984 Kettle Classic
- 1983 Kettle Classic
- 1982 Kettle Classic
- 1981 Sugar Bowl Classic
- 1981 Kettle Classic
- 1980 Kettle Classic
- 1978 Bluebonnet Classic
- 1977 Bluebonnet Classic
- 1976 Bluebonnet Classic
- 1976 Bluebonnet Classic
- 1975 Bluebonnet Classic
- 1974 Bluebonnet Classic
- 1973 Bluebonnet Classic
- 1971 Bluebonnet Classic
- 1970 Bluebonnet Classic
- 1969 Bluebonnet Classic
- 1968 Bluebonnet Classic
- 1967 Bluebonnet Classic
- 1967 Rainbow Classic
- 1966 Bluebonnet Classic
- 1966 Holiday Classic
- 1965 Bluebonnet Classic
- 1964 Bluebonnet Classic
- 1963 Bluebonnet Classic
- 1961 Lion's Club Tournament

KELVIN SAMPSON in SEASON OPENERS

• With the Cougars' 93-52 win over Morgan State on Nov. 5 inside Hofheinz Pavilion, **Head Coach Kelvin Sampson** moved to 22-2 all-time in season openers... Sampson's game-by-game records at Montana Tech (1981-85) are not available.

• In season openers, Sampson is now 3-0

GAME-BY-GAME STARTERS

| Opponent | Date | 1 | 2 | 3 | 4 | 5 | Record |
|-----------------------------|-----------------|---------------------|-------------|---------------|--------------|----------------|----------------|
| MORGAN STATE | 11/11/16 | Robinson Jr. | Gray | Dotson | Davis | Knowles | 1-0 (1) |
| vs. George Mason | 11/21/16 | Robinson Jr. | Gray | Dotson | Davis | Knowles | 2-0 (2) |
| vs. South Dakota | 11/22/16 | Robinson Jr. | Gray | Dotson | Davis | Knowles | 3-0 (3) |
| vs. Vermont | 11/23/16 | Robinson Jr. | Gray | Dotson | Davis | Knowles | 4-0 (4) |
| CORNELL | 11/26/16 | Robinson Jr. | Gray | Dotson | Davis | Knowles | 5-0 (5) |
| at LSU | 11/29/16 | Robinson Jr. | Gray | Dotson | Davis | Knowles | 5-1 (6) |
| PRAIRIE VIEW A&M | 12/3/16 | Robinson Jr. | Gray | Dotson | Davis | Meyer | 1-0 (1) |
| at Arkansas | 12/6/16 | | | | | | |
| RHODE ISLAND | 12/10/16 | | | | | | |
| UT RIO GRANDE VALLEY | 12/17/16 | | | | | | |
| LIBERTY | 12/21/16 | | | | | | |
| HARVARD | 12/23/16 | | | | | | |
| * at UConn | 12/28/16 | | | | | | |
| * at USF | 12/31/16 | | | | | | |
| * TULSA | 1/4/17 | | | | | | |
| * CINCINNATI | 1/7/17 | | | | | | |
| * at East Carolina | 1/11/17 | | | | | | |
| * at UCF | 1/14/17 | | | | | | |
| * MEMPHIS | 1/19/17 | | | | | | |
| * at SMU | 1/21/17 | | | | | | |
| * TULANE | 1/24/17 | | | | | | |
| * TEMPLE | 1/28/17 | | | | | | |
| * UCF | 2/1/17 | | | | | | |
| * at Tulane | 2/8/17 | | | | | | |
| * at Tulsa | 2/11/17 | | | | | | |
| * SMU | 2/18/17 | | | | | | |
| * UConn | 2/22/17 | | | | | | |
| * at Memphis | 2/26/17 | | | | | | |
| * at Cincinnati | 3/2/17 | | | | | | |
| * EAST CAROLINA | 3/5/17 | | | | | | |

Home games listed in **bold**

during his Houston tenure and posted a 2-0 record at Indiana, an 11-1 mark at Oklahoma and was 6-1 at Washington State.

• Sampson's teams have now won their last eight season openers and 21 of his last 22 ... Only a 68-62 loss to Alabama at the AT&T Wireless Classic in New York on Nov. 14, 2002, prevents a longer streak.

• During his career, Sampson's teams have won by an average of 22.9 points per game (504 points in 22 games).

LITTLE BIT OF EVERYTHING

• Guard **Damyean Dotson** did a little of everything to lead the Cougars in 2015-16... One of five seniors on the 2016-17 team,

• Houston native ranked among the American Athletic Conference's top-12 leaders in both scoring **AND** rebounding... Ranked 12th in the league with 13.9 points per game and led the Cougars and stood 11th in the league with 6.8 rebounds per contest.

• One of only three players to rank among the league's top-12 leaders in both categories.

• Joined by Memphis teammates Dedic Lawson (15.8 ppg, 4th; 9.3 rpg, 1st) and Shaq Goodwin (14.7 ppg, 8th; 7.5 rpg, 8th).

ROB GRAY, Jr.

• Junior point guard **Rob Gray, Jr.**, made an immediate impact in his first season with the Cougars in 2015-16.

• Gray led the Cougars and finished second the American Athletic Conference with 16.0 points per game

• Fell only two points shy of becoming Houston's first conference scoring champion since guard **Aubrey Coleman** led Houston, Conference USA and the nation with 25.6 points per game in 2009-10.

• Scored a career-high 31 points with 27 points in the second half and overtime in the Cougars' overtime win against LSU on Dec. 13, 2015, inside Hofheinz Pavilion.

• Became the 56th player in Houston Basketball history to score 30+ points in a game.

• Became the first Cougar to score 30 in a game since current teammate **Danrad Knowles** posted 31 points in a 68-65 loss to American Athletic Conference rival Tulane on Jan. 17, 2015, inside Hofheinz Pavilion.

ON and OFF the COURT

• Senior center **Bertrand Nkali** has proven to be a leader for the Cougars on and off the court.

• Competed in 24 games in 2015-16 with four straight starts against American Athletic Conference rivals UCF, at Tulane, Temple and at UCF late in the regular season.

• Made his collegiate debut a year ago after sitting out the 2014-15 as a redshirt following sports hernia surgery... Scored a career-high nine points against Prairie View A&M in his first game in the Scarlet and White.

• Received his bachelor's degree in health with a minor in sociology from the University of Houston in May 2016... Will do post-baccalaureate work in technology during 2016-17 season.

• Was one of four Cougars to graduate in 2015-16, joining guards **Eric Weary, Jr.**, **L.J. Rose** and **Ronnie Johnson**.

CONSECUTIVE GAMES/STARTS STREAKS

| Player | Consecutive Games | Consecutive Starts | Career Starts |
|---------------------|-------------------|--------------------|---------------|
| Danrad Knowles | 101 (101) | 32 | 60 |
| Damyean Dotson | 39 (78) | 39 (39) | 39 (108) |
| Galen Robinson, Jr. | 39 (39) | 20 (20) | 28 |
| Kyle Meyer | 39 (39) | 13 (1) | 22 |
| Rob Gray | 14 (14) | 7 (7) | 16 |
| Wes VanBeck | 8 (8) | 0 | 0 |
| Devin Davis | 7 (7) | 7 (7) | 7 |
| Morris Dunnigan | 7 (7) | 0 | 0 |
| Bertrand Nkali | 7 (3) | 4 | 4 |
| Xavier Dupree | 5 (3) | 0 | 0 |
| Armoni Brooks | 3 (3) | 0 | 0 |
| Mateen Hirbod | 3 (1) | 0 | 0 |
| Valentine Sangoyomi | 0 | 0 | 0 |

Career highs in **bold** () indicates current streak

FOUR YEARS of CHICKEN

- Forward **Danrad “Chicken” Knowles** will be the Cougars’ elder statesman during the 2016-17 season.
- Team’s only 3-year letterman this season.
- Competed in all 32 games a year ago with 12 starts.
- Finished with a season-high 20 points and nine rebounds in the Cougars’ 105-98 win in overtime against LSU on Dec. 13, 2015, inside Hofheinz Pavilion.
- Joins teammate center **Kyle Meyer** as the tallest Cougars at 6-10.

MEYER in the MIDDLE

- Center **Kyle Meyer** will be one of five seniors among the Cougars in 2016-17.
- One of only five players to compete in all 32 games, making 22 starts, including 13 consecutive at one point midway through the season.
- Scored career-high seven points at No. 12 SMU (Jan. 19) and against UCF (Feb. 13).
- Joins teammate forward **Danrad Knowles** as the tallest Cougars at 6-10.

THE X FACTOR

- Forward **Xavier Dupree** will be one of five seniors on the 2016-17 team.
- Competed in 21 games a year ago.
- Will provide key minutes in the Houston frontcourt this season.
- Scored a career-high seven points on 3-of-4 shooting in the season opener against Prairie View A&M on Nov. 18, his collegiate debut.

WES VANBECK

- Junior **Wes VanBeck** competed in 21 games in 2016-17.
- Competed as a walk-on in each of his first two seasons... Earned and received a scholarship in August.
- Scored a career-high 15 points with four 3-pointers in win against UCF on Jan. 23.
- Posted 11 points, hitting all three 3-point attempts, in overtime win at East Carolina on Jan. 30.
- Local product who prepped at Westside High in Houston.

NEW IN 2016-17

- Cougars welcome five newcomers to the program in 2016-17.
- Group consists of three junior college products and two freshmen.

Armoni Brooks – Talented long-range shooter and one of two true freshmen on the team... Was the District 13-6A Most Valuable Player and a member of the All-District 13-6A First Team... Scored 30 points to lead all players in Central Texas All-Star Game.

Devin Davis – 2016 NJCAA All-America First Team honoree at Odessa JC... WCJAC Most Valuable Player and was an All-WCJAC First-Team honoree after averaging 16.8 points and 8.2 rebounds per game while hitting more than 50 percent of his shots from the field... Competed at Indiana for his first two seasons (2013-15)... Award-winning prep star at Warren Central High.

Morris Dunnigan – Member of the 2016 All-Region XIV Team after averaging 22.9 points and 5.8 rebounds per game at Blinn JC... Posted 24 20-point games and four 30-point contests, including a season-high 35 points at Coastal Bend College... Member of All-State Third Team and All-District First Teams at Joliet West High.

Valentine Sangoyomi – Was a rebounding force at Northern Oklahoma JC for his first two seasons (2014-16)... Averaged 7.7 rebounds per game including a season-high 22 rebounds against Bethel College... Competed at Erie First Christian Academy in Erie, Pa., as a prep star... Honored as team’s Most Valuable Player as a junior in 2012-13... Last name is pronounced Shahn-Go-Yah-Me.

Mateen Hirbod – Joined the Cougars in the summer... Was an All-Bay Counties League First-Team selection after overcoming a knee injury at The Bentley School... Name is pronounced Muh-Teen Her-Bod.

TEAM GAME-by-GAME SPECIALTY STATISTICS


| Opponent | Date | Points Off Turnovers | | 2nd Chance Points | | Points in the Paint | | Fastbreak Points | | Bench Points | |
|-----------------------------|-----------------|----------------------|------------|-------------------|------------|---------------------|-------------|------------------|------------|--------------|-------------|
| | | UH | Opp. | UH | Opp. | UH | Opp. | UH | Opp. | UH | Opp. |
| MORGAN STATE | 11/11/16 | 22 | 11 | 23 | 9 | 40 | 14 | 12 | 4 | 23 | 12 |
| vs. George Mason | 11/21/16 | 15 | 7 | 15 | 0 | 28 | 22 | 4 | 4 | 32 | 18 |
| vs. South Dakota | 11/22/16 | 16 | 6 | 11 | 5 | 26 | 24 | 4 | 4 | 18 | 11 |
| vs. Vermont | 11/23/16 | 9 | 5 | 21 | 12 | 44 | 16 | 11 | 2 | 19 | 6 |
| CORNELL | 11/26/16 | 28 | 14 | 15 | 5 | 46 | 20 | 4 | 6 | 28 | 12 |
| at LSU | 11/29/16 | 7 | 11 | 5 | 23 | 26 | 46 | 4 | 4 | 12 | 22 |
| PRAIRIE VIEW A&M | 12/3/16 | 31 | 15 | 20 | 3 | 35 | 18 | 7 | 12 | 44 | 22 |
| at Arkansas | 12/6/16 | | | | | | | | | | |
| RHODE ISLAND | 12/10/16 | | | | | | | | | | |
| UT RIO GRANDE VALLEY | 12/17/16 | | | | | | | | | | |
| LIBERTY | 12/21/16 | | | | | | | | | | |
| HARVARD | 12/23/16 | | | | | | | | | | |
| * at UConn | 12/28/16 | | | | | | | | | | |
| * at USF | 12/31/16 | | | | | | | | | | |
| * TULSA | 1/4/17 | | | | | | | | | | |
| * CINCINNATI | 1/7/17 | | | | | | | | | | |
| * at East Carolina | 1/11/17 | | | | | | | | | | |
| * at UCF | 1/14/17 | | | | | | | | | | |
| * MEMPHIS | 1/19/17 | | | | | | | | | | |
| * at SMU | 1/21/17 | | | | | | | | | | |
| * TULANE | 1/24/17 | | | | | | | | | | |
| * TEMPLE | 1/28/17 | | | | | | | | | | |
| * UCF | 2/1/17 | | | | | | | | | | |
| * at Tulane | 2/8/17 | | | | | | | | | | |
| * at Tulsa | 2/11/17 | | | | | | | | | | |
| * SMU | 2/18/17 | | | | | | | | | | |
| * UCONN | 2/22/17 | | | | | | | | | | |
| * at Memphis | 2/26/17 | | | | | | | | | | |
| * at Cincinnati | 3/2/17 | | | | | | | | | | |
| * EAST CAROLINA | 3/5/17 | | | | | | | | | | |
| Totals | | 128 | 69 | 110 | 57 | 245 | 160 | 46 | 36 | 176 | 103 |
| Averages | | 18.3 | 9.9 | 15.7 | 8.1 | 35.0 | 22.9 | 6.6 | 5.1 | 25.1 | 14.7 |

Home games listed in **bold**

THE UNIVERSITY OF HOUSTON



TIER ONE UNIVERSITY • RANKED ONE OF THE BEST COLLEGES IN THE U.S.



- Founded in 1927, the University of Houston is the leading public research university in the vibrant international city of Houston. Each year, we educate more than 40,900 students in more than 300 undergraduate and graduate academic programs, on campus and online. UH awards more than 8,000 degrees annually, with more than 200,000 alumni.

- UH is located in Houston, Texas, the nation's fourth-largest city and the energy capital of the world. Our students regularly test their skills through internships with national and international companies based here, and our faculty routinely partner with businesses and government agencies through research.

- Our undergraduates choose from 120 majors and minors. At the graduate level, we offer 139 master's, 54 doctoral, and three professional degree programs. You may study online through our Distance Education program, or take noncredit courses through Continuing Education. Many of our academic programs rank among the nation's best.

- Our faculty and students conduct research through 25 research centers and in every academic department. UH research regularly breaks new ground and opens doors to new ways of understanding the world.

- University of Houston faculty are renowned scholars with real-world experience who work closely with each student. From the Tony Award to the Nobel Peace Prize and back to the classroom, UH faculty makes things happen on campus and around the world.

- With more than 500 student organizations and 17 intercollegiate sports teams, life at UH is active and lively. About 6,000 students live on campus in residence halls, apartments and townhouses.

- UH alumni total 224,000. Of that number, 63 percent live in the Houston area and 75 percent live in the state of Texas.

- The University of Houston is accredited by the Commission on Colleges of the Southern Association of Colleges and Schools to award baccalaureate, master's, professional and doctoral degrees.

- In addition, the University is a member of the Council of Graduate Schools in the United States, the Conference of Southern Graduate Schools, the National Commission on Accrediting, the Association of Texas Colleges and Universities, the American Council on Education, the Association of American State Colleges and Universities, the Association of American Colleges, the Association of Urban Universities, and the National Association of State Universities and Land Grant Colleges. UH colleges, programs and professional associations also hold memberships and accreditations by additional agencies.

- When the Carnegie Foundation elevated the University of Houston to Tier One status in 2011, the designation made the university one of only three public Tier One research universities in the state of Texas, along with the University of Texas and Texas A&M.

www.uh.edu



The University of Houston Men's and Women's Basketball programs will compete in a new game arena during the 2018-19 season when the Fertitta Center officially opens.

With the completion of the 2016-17 season, Hofheinz Pavilion – the Cougars' current home arena – will undergo a \$60 million renovation. The renovation was made possible through a generous \$20 million donation from University of System Board of Regents Chairman Tilman J. Fertitta and his family in late August 2016.

The facility will feature a premium club area and a court-side club. The reconfigured bowl will move mid-court seating locations closer to game action with floor-level seating opposite the team benches for UH students. Renovations include a new audio system, sports lighting and video boards as well as new concession stands and expanded restrooms. The facility's exterior also will be refreshed.

Prominent to the center's exterior, the renovation will preserve the legacy of the Hofheinz family and its contributions to both UH and the city of Houston. UH will transform an

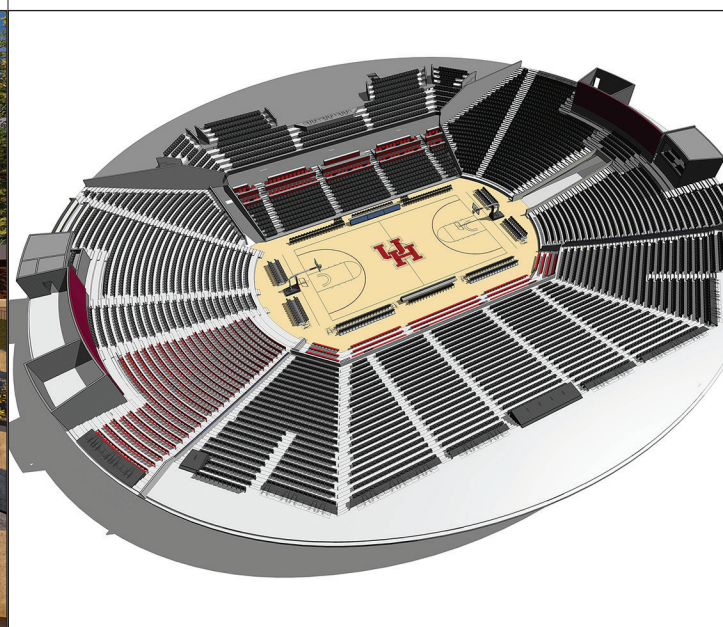
QUICK FACTS

| | |
|---------------------------|--|
| Name: | Fertitta Center |
| Location: | 3422 Cullen Blvd. Corner of Cullen Boulevard and Holman Street on the UH campus |
| Renovation Cost: | \$60 million |
| Historic Donation: | \$20 million from UH System Board of Regents Chairman Tilman J. Fertitta and his family |
| Arena Amenities | Premium club area and court-side club Reconfigured bowl with mid-court seating closer to game action Floor-level seating opposite team benches for UH students New audio system, sports lighting and video boards New concession stands and expanded restrooms |
| Architects: | PGAL and AECOM |

area adjacent to the new facility into Hofheinz Plaza, where fans will be greeted by a bronze statue of former Harris County Judge Roy Hofheinz.

The University of Houston will request that city officials rename a portion of Holman Street in front of the arena after the Hofheinz family. In addition, Roy Hofheinz's records will be permanently archived and publicly accessible as a special collection in the UH library and the Alumni Center will house an area describing the lives and public service of Roy and Irene Hofheinz.

"This gift is personal. It represents a commitment from my family and me to support the University of Houston in its quest to strengthen our nationally competitive institution both in academics and athletics," Fertitta said. "Upgrading our athletics facilities shows we are serious about competing at the highest levels of collegiate sports for many years to come. I'm proud of where the University of Houston is today and I'm proud to make this investment in my university's future."





"I am proud and grateful that our administration recognized how important the Guy V. Lewis Development Facility is. We now have a place where our players can practice, work out, shoot, develop chemistry and improve their work ethics 24 hours a day, 365 days a year, with this facility. This is a game-changer."

Head Coach Kelvin Sampson

The University of Houston Men's Basketball program moved into its new home during the 2015-16 season following completion of construction of the Guy V. Lewis Development Facility.

The near-53,000-square-foot facility provides the environment that University of Houston Men's and Women's Basketball student-athletes need to excel throughout the season in all areas.

Named after 592-game winner and Hall of Fame Head Coach Guy V. Lewis, the Development Facility is located adjacent to Hofheinz Pavilion at the corner of Cullen Boulevard and Holman Street on the UH campus.

Construction on the \$25-million facility became in September 2014. Austin Commercial served as the construction manager for the project, which was designed by DLR Group and Page.

| QUICK FACTS | |
|------------------------------|--|
| Location: | Corner of Cullen Boulevard and Holman Street on UH campus |
| Construction Cost: | \$25 million |
| Size: | 52,923 square feet |
| Dedicated: | April 3, 2016 |
| Levels: | 3 |
| Level 1: | Dedicated practice courts for Men's and Women's Basketball programs with sports performance and sports medicine areas shared by both teams |
| Level 2: | Team areas, including locker room and academic/film rooms |
| Level 3: | Office space for Men's and Women's Basketball coaching/support staffs |
| Architects: | DLR Group and Page |
| Construction Manager: | Austin Commercial |

The building was officially dedicated during NCAA Final Four Weekend in Houston on April 3, 2016, with Cougar and CBS Sports broadcasting great Jim Nantz serving as master of ceremonies

The first level houses a dedicated practice court for each team as well as sports performance and sports medicine areas, which are shared by both programs.

The second level features the teams' areas, which include locker room and academic/film theaters. The team rooms contain spacious, modern lockers, multiple video screens for television and video games and comfortable furniture.

The third level holds office space for both Men's and Women's Basketball coaching and support staffs.



QUICK FACTS

Named for: Judge Roy Hofheinz
Businessman who led city's efforts to build Houston Astrodome

First Game: W, 89-72, vs. Louisiana-Lafayette (Dec. 1, 1969)

First Loss: L, 97-98, vs. #17/ Arizona State (Dec. 10, 1971)

Capacity: 8,479

Guy V. Lewis Court Dedication: Jan. 6, 1996

Largest Crowd: 10,660 (W, 84-79, vs. Texas, March 5, 1990)

Largest Crowd (since 1998): 8,918 (L, 77-89, vs. #1/1 Memphis, Jan. 30, 2008)

Longest Winning Streak: 43 games (Jan. 30, 1982 – Feb. 1, 1985)

Longest Losing Streak: 7 games (Jan. 16 – March 4, 2000; Nov. 30, 1993 – Jan. 29, 1994)

Current Streak: Won 4 (started March 3, 2016)
Last loss – 69-66, vs. Temple (Feb. 21, 2016)

Postseason Events Hosted : 2008 CBI Quarterfinals
2006 NIT First Round
1988 NIT First Round
1983 NCAA Tournament Midwest Regional
1980 SWC Postseason Classic First Round
1979 SWC Postseason Classic First Round
1978 SWC Postseason Classic First Round
1977 NIT
1971 NCAA Tournament Midwest Regional

ANNUAL ATTENDANCE RECORDS

| Year | Games | W-L | Pct. | Total Attend. | Avg. Attend. |
|--------------------|------------|----------------|--------------|------------------|--------------|
| 1969-70 | 16 | 16-0 | 1.000 | 128,848 | 8,053 |
| 1970-71 | 13 | 13-0 | 1.000 | 97,426 | 7,494 |
| 1971-72 | 14 | 13-1 | .929 | 103,630 | 7,227 |
| 1972-73 | 18 | 18-0 | 1.000 | 125,688 | 6,983 |
| 1973-74 | 13 | 12-1 | .923 | 75,740 | 5,826 |
| 1974-75 | 18 | 13-5 | .722 | 109,324 | 6,074 |
| 1975-76 | 15 | 13-2 | .867 | 108,532 | 7,236 |
| 1976-77 | 17 | 16-1 | .941 | 100,215 | 5,895 |
| 1977-78 | 16 | 15-1 | .938 | 83,735 | 5,233 |
| 1978-79 | 13 | 8-5 | .615 | 60,582 | 4,660 |
| 1979-80 | 13 | 9-4 | .692 | 54,991 | 4,230 |
| 1980-81 | 16 | 15-1 | .938 | 88,821 | 5,515 |
| 1981-82 | 15 | 13-2 | .867 | 101,705 | 6,780 |
| 1982-83 | 14 | 14-0 | 1.000 | 111,861 | 7,990 |
| 1983-84 | 15 | 15-0 | 1.000 | 145,449 | 9,697 |
| 1984-85 | 15 | 12-3 | .800 | 85,467 | 5,698 |
| 1985-86 | 14 | 9-5 | .643 | 68,990 | 4,928 |
| 1986-87 | 13 | 10-3 | .769 | 58,588 | 4,185 |
| 1987-88 | 12 | 9-3 | .750 | 49,419 | 4,118 |
| 1988-89 | 14 | 11-4 | .733 | 49,273 | 3,285 |
| 1989-90 | 14 | 13-1 | .929 | 57,996 | 4,143 |
| 1990-91 | 13 | 12-1 | .923 | 56,125 | 4,317 |
| 1991-92 | 13 | 11-2 | .846 | 65,754 | 5,058 |
| 1992-93 | 13 | 12-1 | .923 | 64,990 | 4,999 |
| 1993-94 | 13 | 6-7 | .462 | 37,858 | 2,912 |
| 1994-95 | 13 | 6-7 | .462 | 40,163 | 3,089 |
| 1995-96 | 13 | 10-3 | .769 | 61,069 | 4,698 |
| 1996-97 | 14 | 9-5 | .643 | 46,714 | 3,337 |
| 1997-98 | 13 | 6-7 | .462 | 36,889 | 2,838 |
| 1998-99 | 12 | 6-6 | .500 | 101,748 | 8,479 |
| 1999-00 | 12 | 3-9 | .250 | 55,691 | 4,641 |
| 2000-01 | 13 | 6-7 | .462 | 43,601 | 3,354 |
| 2001-02 | 13 | 9-4 | .692 | 48,097 | 3,700 |
| 2002-03 | 13 | 6-7 | .462 | 49,500 | 3,808 |
| 2003-04 | 17 | 8-9 | .471 | 49,021 | 2,884 |
| 2004-05 | 14 | 12-2 | .833 | 59,436 | 4,245 |
| 2005-06 | 15 | 13-2 | .867 | 72,869 | 4,858 |
| 2006-07 | 14 | 11-3 | .786 | 59,902 | 4,279 |
| 2007-08 | 19 | 17-2 | .895 | 84,240 | 4,434 |
| 2008-09 | 15 | 12-3 | .800 | 57,209 | 3,814 |
| 2009-10 | 15 | 10-5 | .667 | 44,611 | 2,975 |
| 2010-11 | 16 | 10-6 | .625 | 52,458 | 3,279 |
| 2011-12 | 18 | 13-5 | .722 | 68,245 | 3,792 |
| 2012-13 | 18 | 14-4 | .778 | 66,717 | 3,707 |
| 2013-14 | 16 | 12-4 | .750 | 60,520 | 3,782 |
| 2014-15 | 17 | 9-8 | .529 | 44,793 | 2,635 |
| 2015-16 | 18 | 15-3 | .833 | 66,706 | 3,706 |
| 2016-17 | 3 | 3-0 | 1.000 | 9,319 | 3,107 |
| 42+ Seasons | 692 | 528-164 | .763 | 3,373,587 | 4,876 |

UH single-season records in **bold italics**

HOFHEINZ PAVILION



Since opening its doors Dec. 1, 1969, Hofheinz Pavilion has provided the University of Houston teams with one of the nation's most exciting collegiate atmospheres. The multi-purpose facility is home for the Houston Men's and Women's Basketball teams.

Located on the Houston campus at the corner of Cullen Boulevard and Holman Street, Hofheinz Pavilion has been a challenging environment for Cougar opponents during its history. The Cougars own an impressive 528-164 all-time record in their home facility with double-digit wins coming in 31 seasons, including 11 of the last 12.

In 2007-08, the program played a school-record 19 games in front of the hometown fans with wins in 17 of those, the second-highest season total in the history of the building.

More than 3 million fans have poured into the facility to watch some of the greatest players in college basketball history and seen some of the most memorable games. With a rabid fan base, the Cougars reeled off a school record 43 consecutive home wins from 1982 to 1985. In addition, it is used for other athletics and special events, concerts, convocations, commencement exercises, professional seminars, forums and other activities.

UPCOMING RENOVATIONS

University of Houston Regents approved a budget up to \$60 million for the design and renovation of the Houston Basketball arena on Nov. 19. Design work is scheduled to begin in March 2016 with construction starting one year later. The renovated facility is expected to be ready for game competition at the beginning of the 2018-19 season.

Plans for the Cougars' home facility during the 2017-18 season have not been finalized and will be announced at a later date. An anonymous donor has already pledged a \$20 million gift to facilitate the arena's renovation.

GUY V. LEWIS BASKETBALL DEVELOPMENT FACILITY

Construction on the Guy V. Lewis Basketball Center began in late August 2014 with the facility opening in winter 2015. The Development Facility is located adjacent to Hofheinz Pavilion at the intersection of Cullen Boulevard and Holman Street on UH campus.

It houses two dedicated practice courts for each program, office suites for the men's and women's basketball coaching and support staffs, team academic/video rooms and space for sports medicine and sports performance.

With the completion of the Lewis Basketball Center first, the Men's and Women's Basketball teams have sites in which to practice while Hofheinz Pavilion is renovated.

RECENT RENOVATIONS

Prior to the start of the 2014-15 season, locker rooms for both the Men's and Women's programs were redesigned.

The renovations included new lighting and carpeting, the installation of large, comfortable wooden lockers and large-screen, high-definition televisions.

NAMESAKES

On Jan. 6, 1996, the playing court was renamed for UH's legendary head coach Guy V. Lewis, who led the Cougars to 592 wins, five Final Four berths, 14 NCAA Tournament appearances and five NIT berths during his 30-year career. That same night, the Cougars claimed a 69-67 win over No. 3 Memphis in the first game on the court that bears his name.

The facility was named after Judge Roy Hofheinz, a businessman who gained world acclaim for conceiving and spearheading the city of Houston's construction of the Houston Astrodome. He and his wife Irene met as students at UH in 1929.

The couple later created the Judge Roy Hofheinz Foundation, which contributed \$1.5 million toward the construction of the facility.

SEATING CAPACITY

Theatre style seats encircle the court and provide excellent views from any location. Originally built with a capacity of more than 10,000, Hofheinz Pavilion underwent renovations – which included the addition of 28 suites – in 1998 that reduced capacity to its current mark of 8,479.

POSTSEASON EVENTS

Besides regular-season basketball games, the facility also has hosted a variety of postseason events, including the NIT, Southwest Conference Tournament games from 1978 to 1980, the NCAA Tournament Midwest Regional in 1971 and 1978 and a quarterfinal game from the inaugural 2008 College Basketball Invitational.

TOP 10 CROWDS

| | | | | |
|--|--------|------------------------|-----------|----------|
| 1. | 10,660 | vs. Texas | W, 84-79 | 3/5/90 |
| 2. | 10,514 | # vs. New Mexico State | W, 72-69 | 3/13/71 |
| <i>NCAA Midwest Regional First Round</i> | | | | |
| 3. | 10,500 | vs. Texas | L, 83-95 | 1/12/82 |
| 4. | 10,497 | vs. Seattle | W, 93-92 | 2/6/71 |
| 5. | 10,489 | vs. South Alabama | W, 128-90 | 2/28/70 |
| 6. | 10,483 | vs. Florida State | W, 94-86 | 2/4/72 |
| 7. | 10,472 | vs. Jacksonville | W, 76-75 | 2/24/73 |
| 8. | 10,345 | vs. Miami (Fla.) | W, 118-98 | 2/14/70 |
| 9. | 10,238 | vs. St. Mary's (Texas) | W, 118-77 | 2/5/70 |
| 10. | 10,220 | vs. USC | W, 77-73 | 12/20/69 |

Note: A crowd of 10,514 at Hofheinz Pavilion watched Notre Dame defeat TCU 102-94 on March 13, 1971 during the NCAA Tournament Midwest Regional First Round.

TOP 10 CROWDS (since 1998)

| | | | | |
|----|-------|-----------------------|----------|----------|
| 1. | 8,918 | vs. #1/1 Memphis | L, 77-89 | 1/30/08 |
| 2. | 8,917 | vs. Connecticut | L, 76-82 | 12/30/00 |
| | 8,917 | vs. Cincinnati | L, 65-77 | 2/17/99 |
| 4. | 8,517 | vs. Kentucky | W, 83-69 | 12/18/07 |
| 5. | 8,642 | vs. Valparaiso | W, 90-72 | 12/11/99 |
| 6. | 8,479 | vs. Marquette | L, 62-65 | 2/27/99 |
| | 8,479 | vs. Charlotte | L, 66-68 | 2/23/99 |
| | 8,479 | vs. Tulane | W, 76-62 | 2/13/99 |
| | 8,479 | vs. UAB | L, 82-90 | 2/4/99 |
| | 8,479 | vs. USF | L, 67-82 | 1/30/99 |
| | 8,479 | vs. Memphis | W, 83-81 | 1/17/99 |
| | 8,479 | vs. Saint Louis | L, 61-69 | 1/13/99 |
| | 8,479 | vs. Southern Miss | W, 64-57 | 1/7/99 |
| | 8,479 | vs. LSU | W, 67-55 | 11/30/98 |
| | 8,479 | vs. IUPUI | W, 72-71 | 11/28/98 |
| | 8,479 | vs. Sam Houston State | L, 63-67 | 11/23/98 |
| | 8,479 | vs. Texas | W, 71-69 | 11/17/98 |

Note: Renovations of Hofheinz Pavilion in 1998 resulted in the facility's capacity being reduced to 8,479.

RADIO/TV ROSTER



DANRAD KNOWLES
F • 6-10 • 200 • r-Sr.-3L
Nassau, Bahamas



XAVIER DUPREE
F • 6-9 • 210 • Sr.-1L
Houston, Texas



ARMONI BROOKS
G • 6-4 • 180 • Fr.-HS
Round Rock, Texas



MORRIS DUNNIGAN
G • 6-3 • 195 • Jr.-JC
Joliet, Ill.



WES VANBECK
G • 6-2 • 190 • Jr.-2L
Houston, Texas



BERTRAND NKALI
C • 6-8 • 235 • r-Sr.-1L
Bertoua, Cameroon



DEVIN DAVIS
F • 6-7 • 230 • r-Jr.-JC
Indianapolis, Ind.



VALENTINE SANGOYOMI
C • 6-9 • 250 • Jr.-JC
Lagos, Nigeria



DAMYEAN DOTSON
G • 6-5 • 210 • r-Sr.-1L
Houston, Texas



GALEN ROBINSON, Jr.
G • 6-1 • 190 • So.-1L
Houston, Texas



MATEEN HIRBOD
G • 6-2 • 185 • Fr.-HS
Danville, Calif.



ROB GRAY, Jr.
G • 6-2 • 185 • r-Jr.-1L
Forest City, N.C.



KYLE MEYER
C • 6-10 • 230 • r-Sr.-1L
Atlanta, Ga.



KELVIN SAMPSON
Head Coach
3rd Season at Houston
28th Season Overall



ALVIN BROOKS
Assistant Coach
19th Season at Houston
33rd Season Overall



TALVIN HESTER
Assistant Coach
3rd Season at Houston
14th Season Overall



KELLEN SAMPSON
Assistant Coach
3rd Season at Houston
7th Season Overall



KELVIN SAMPSON

Head Coach

Third Season at Houston • 28th Season Overall

41-30 Record at Houston • 541-300 Career Record

UNC Pembroke '78; Michigan State '80

KELVIN SAMPSON'S YEAR-BY-YEAR RECORD

| Year | - Overall - | | - Conference - | | Notes | Postseason |
|---|-------------|------|----------------|------|---|-------------------------------|
| | Record | Pct. | Record | Pct. | | |
| Montana Tech (73-45 • 33-27 Frontier Conference) | | | | | | |
| 1981-82 | 7-20 | .259 | 0-15 | .000 | | |
| 1982-83 | 22-9 | .710 | 10-5 | .667 | Frontier Conference Coach of the Year | |
| 1983-84 | 22-9 | .710 | 11-4 | .733 | Frontier Conference Champions | |
| 1984-85 | 22-7 | .759 | 12-3 | .800 | Frontier Conference Champions Frontier Conference Coach of the Year | |
| Washington State (103-103 • 48-78 Pac-10 • 1 NCAA • 1 NIT) | | | | | | |
| 1987-88 | 13-16 | .448 | 7-11 | .389 | | |
| 1988-89 | 10-19 | .345 | 4-14 | .222 | | |
| 1989-90 | 7-22 | .241 | 1-17 | .056 | | |
| 1990-91 | 16-12 | .571 | 8-10 | .444 | PAC-10 Coach of the Year Kodak District 14 Coach of the Year | |
| 1991-92 | 22-11 | .667 | 9-9 | .500 | Kodak District 14 Coach of the Year | NIT Second Round |
| 1992-93 | 15-12 | .556 | 9-9 | .500 | | |
| 1993-94 | 20-11 | .645 | 10-8 | .556 | | NCAA First Round |
| Oklahoma (281-107 • 129-59 Big Eight/Big 12 • 11 NCAA • 1 NIT) | | | | | | |
| 1994-95 | 23-9 | .719 | 9-5 | .643 | AP National Coach of the Year Big Eight Coach of the Year | NCAA First Round |
| 1995-96 | 18-12 | .600 | 8-6 | .571 | | NCAA First Round |
| 1996-97 | 20-10 | .667 | 10-6 | .625 | | NCAA First Round |
| 1997-98 | 22-11 | .667 | 11-5 | .688 | | NCAA First Round |
| 1998-99 | 22-11 | .667 | 11-5 | .688 | | NCAA Sweet 16 |
| 1999-00 | 27-7 | .794 | 12-4 | .750 | | NCAA Second Round |
| 2000-01 | 26-7 | .788 | 12-4 | .750 | Big 12 Tournament Champions | NCAA First Round |
| 2001-02 | 31-5 | .861 | 13-3 | .813 | Big 12 Tournament Champions NABC National Coach of the Year | NCAA Final Four |
| 2002-03 | 27-7 | .794 | 12-4 | .750 | Big 12 Tournament Champions | NCAA Elite Eight |
| 2003-04 | 20-11 | .645 | 8-8 | .500 | | NIT Second Round |
| 2004-05 | 25-8 | .758 | 12-4 | .750 | Big 12 Co-Champions | NCAA Second Round |
| 2005-06 | 20-9 | .690 | 11-5 | .688 | | NCAA First Round |
| Indiana (43-15 • 21-8 Big Ten) | | | | | | |
| 2006-07 | 21-11 | .656 | 10-6 | .625 | | NCAA Second Round |
| 2007-08 | 22-4 | .846 | 11-2 | .846 | | |
| Houston (41-30 • 16-20 The American) | | | | | | |
| 2014-15 | 13-19 | .406 | 4-14 | .222 | | |
| 2015-16 | 22-10 | .688 | 12-6 | .667 | | |
| 2016-17 | 6-1 | .857 | 0-0 | .000 | | |
| 27+ years | 541-300 | .643 | 247-192 | .563 | 3 Conference Championships 3 Conference Tournament titles 2 National Coach of the Year awards 4 Conference Coach of the Year awards 2 District Coach of the Year awards | 13 NCAA Tournaments 2 NITs |

- Ninth Men's Basketball head coach in University of Houston history

- Previously served as head coach at Indiana (2006-08); Oklahoma (1994-06); Washington State (1987-94) and Montana Tech (1981-85)

- 541-300 (.643) career record in 27+ seasons

- Led three different schools to NCAA Tournament (1 – Washington State • 11 – Oklahoma • 1 – Indiana)

- Veteran of 15 postseason tournaments (13 NCAA, 2 NIT) Includes 1 NCAA Final Four (2002) • 1 Elite Eight (2003) 1 Sweet 16 (1999) • 2 Second Round (2007, 2005) • 2 NIT Second Round (2004, 1992)

- Three conference regular-season championships (2005 Big 12 [co] • 1985 Frontier • 1984 Frontier)

- Three conference tournament championships (2003 Big 12 • 2002 Big 12 • 2001 Big 12)

- Two National Coach of the Year awards (2002 NABC • 1995 Associated Press)

- Two District Coach of the Year awards (1992 and 1991 Kodak District 14)

- Four Conference Coach of the Year awards from three leagues (1995 Big Eight • 1991 PAC-10 • 1985, 1983 Frontier)

- Worked for six years in the NBA coaching ranks (2011-14 Houston Rockets • 2008-11 Milwaukee Bucks)

- He and his wife, Karen, have a daughter, Lauren, who is director for external operations with the Men's Basketball program, and a son, Kellen, who is an assistant coach at Houston.

HOUSTON BASKETBALL

KELVIN SAMPSON • RECORD vs. OPPONENTS

Records vs. Montana Tech opponents not available

| Team | Overall | Houston | Indiana | Oklahoma | Washington State |
|---------------------------------|------------|------------|------------|------------|------------------|
| Ablene Christian | 1-0 | 1-0 | --- | --- | --- |
| Alabama | 3-3 | --- | --- | 2-1 | 1-2 |
| Alabama State | 1-0 | --- | --- | 1-0 | --- |
| Alaska-Anchorage | 2-0 | --- | --- | --- | 2-0 |
| Alcorn State | 2-0 | --- | --- | 1-0 | 1-0 |
| American-Puerto Rico | 1-0 | --- | --- | 1-0 | --- |
| Appalachian State | 0-1 | --- | --- | --- | 0-1 |
| Arizona | 2-15 | --- | --- | 2-0 | 0-15 |
| Arizona State | 8-6 | --- | --- | --- | 8-6 |
| Arkansas | 4-1 | --- | --- | 4-1 | --- |
| Arkansas State | 1-0 | --- | --- | 1-0 | --- |
| Arkansas-Pine Bluff | 2-1 | 0-1 | --- | 2-0 | --- |
| Army | 0-0 | --- | --- | --- | --- |
| Azusa Pacific | 1-0 | --- | --- | --- | 1-0 |
| Ball State | 1-0 | --- | 1-0 | --- | --- |
| Baylor | 22-0 | --- | --- | 22-0 | --- |
| Belmont | 1-0 | --- | --- | 1-0 | --- |
| Bethune-Cookman | 1-0 | --- | --- | 1-0 | --- |
| Binghamton | 1-0 | --- | --- | 1-0 | --- |
| Boise State | 0-1 | 0-1 | --- | --- | --- |
| Boston | 1-0 | --- | --- | 1-0 | --- |
| Butler | 1-2 | --- | 0-1 | 1-1 | --- |
| BYU | 0-1 | --- | --- | --- | 0-1 |
| BYU-Hawai'i | 2-0 | --- | --- | --- | 2-0 |
| Boston College | 0-1 | --- | --- | --- | 0-1 |
| Cal State Northridge | 2-0 | --- | --- | 1-0 | 1-0 |
| California | 9-7 | --- | --- | 2-0 | 7-7 |
| Centenary | 1-1 | --- | --- | 1-0 | 0-1 |
| Central Connecticut State | 2-0 | --- | --- | 1-0 | 1-0 |
| Central Michigan | 1-0 | --- | --- | 1-0 | --- |
| Charlotte | 2-0 | --- | 1-0 | 1-0 | --- |
| Chattanooga | 1-0 | --- | 1-0 | --- | --- |
| Chicago State | 2-0 | --- | 2-0 | --- | --- |
| Cincinnati | 1-5 | 1-3 | --- | 0-2 | --- |
| Colorado | 14-3 | --- | --- | 14-3 | --- |
| Coppin State | 10-0 | --- | 1-0 | 8-0 | 1-0 |
| Cornell | 1-0 | 1-0 | --- | --- | --- |
| Delaware State | 2-0 | --- | --- | 1-0 | 1-0 |
| Drexel | 1-0 | --- | --- | 1-0 | --- |
| Duke | 0-2 | --- | 0-1 | 0-1 | --- |
| East Carolina | 2-1 | 2-1 | --- | --- | --- |
| Eastern Kentucky | 1-0 | --- | --- | --- | 1-0 |
| Eastern Illinois | 2-0 | 2-0 | --- | 1-0 | --- |
| Eastern Michigan | 1-0 | --- | --- | --- | 1-0 |
| Eastern Washington | 6-0 | --- | --- | 1-0 | 5-0 |
| Florida | 0-1 | --- | --- | 0-1 | --- |
| Florida A&M | 3-0 | 1-0 | --- | 1-0 | 1-0 |
| Florida Atlantic | 1-0 | --- | --- | 1-0 | --- |
| Fresno State | 1-1 | --- | --- | --- | 1-1 |
| George Mason | 1-0 | 1-0 | --- | --- | --- |
| George Washington | 1-0 | --- | --- | 1-0 | --- |
| Georgia Southern | 1-0 | --- | --- | 1-0 | --- |
| Georgia State | 1-0 | --- | --- | 1-0 | --- |
| Georgia Tech | 1-3 | 0-1 | 1-0 | 0-2 | --- |
| Gonzaga | 1-1 | --- | 1-0 | --- | 0-1 |
| Grand Canyon | 0-1 | 0-1 | --- | --- | --- |
| Hartford | 1-0 | --- | --- | 1-0 | --- |
| Harvard | 0-1 | 0-1 | --- | --- | --- |
| Hawai'i | 1-0 | --- | --- | --- | 1-0 |
| Hawai'i-Hilo | 1-0 | --- | --- | 1-0 | --- |
| Hawai'i-Pacific | 1-0 | --- | --- | --- | 1-0 |
| High Point | 2-0 | --- | --- | 2-0 | --- |
| Houston Baptist | 1-0 | 1-0 | --- | --- | --- |
| Idaho | 3-5 | --- | --- | --- | 3-5 |
| Illinois | 3-2 | --- | 3-2 | --- | --- |
| Illinois State | 1-0 | --- | 1-0 | --- | --- |
| Illinois-Chicago | 1-0 | --- | --- | 1-0 | --- |
| Indiana | 0-4 | --- | --- | 0-2 | 0-2 |
| Indiana State | 2-1 | --- | 1-0 | 0-1 | 1-0 |
| Iowa | 3-1 | --- | 3-1 | --- | --- |
| Iowa State | 9-6 | --- | --- | 9-6 | --- |
| IUPUI | 1-0 | --- | 1-0 | --- | --- |
| Jackson State | 5-0 | --- | --- | 4-0 | 1-0 |
| Kansas | 6-11 | --- | --- | 6-11 | --- |
| Kansas State | 11-4 | --- | --- | 11-4 | --- |
| Kentucky | 1-1 | --- | 1-1 | --- | --- |
| La Salle | 1-0 | --- | --- | 1-0 | --- |
| Lafayette | 1-0 | --- | 1-0 | --- | --- |
| Lamar | 1-0 | --- | --- | 1-0 | --- |
| Liberty | 0-0 | --- | --- | --- | --- |
| Longwood | 1-0 | --- | 1-0 | --- | --- |
| Louisiana Tech | 1-0 | --- | --- | 1-0 | --- |
| Louisiana-Lafayette | 1-0 | --- | --- | --- | 1-0 |
| Loyola Marymount | 1-0 | --- | --- | --- | 1-0 |
| LSU | 2-1 | 1-0 | --- | 1-0 | --- |
| Manhattan | 0-1 | --- | --- | 0-1 | --- |
| Marquette | 1-0 | --- | --- | --- | 1-0 |
| Marshall | 0-0 | --- | --- | --- | --- |
| Maryland | 1-1 | --- | --- | 1-1 | --- |
| Memphis | 1-4 | 1-2 | --- | 0-2 | --- |
| Michigan | 2-2 | --- | 2-1 | 0-1 | --- |
| Michigan State | 5-4 | --- | 2-1 | 2-2 | 1-1 |
| Minnesota | 4-0 | --- | 2-0 | 1-0 | 1-0 |
| Mississippi | 1-2 | --- | --- | 1-2 | --- |
| Mississippi Valley State | 1-0 | 1-0 | --- | --- | --- |
| Mississippi State | 0-3 | --- | --- | 0-3 | --- |
| Missouri | 13-9 | --- | --- | 13-9 | --- |
| Missouri State | 1-0 | --- | --- | 1-0 | --- |
| Monmouth | 1-0 | --- | --- | --- | 1-0 |
| Montana State | 2-0 | --- | --- | 2-0 | --- |

| Team | Overall | Houston | Indiana | Oklahoma | Washington State |
|-----------------------------|----------------|--------------|--------------|----------------|------------------|
| Morgan State | 2-0 | 2-0 | --- | --- | --- |
| Mount St. Mary's | 2-0 | --- | --- | 2-0 | --- |
| Murray State | 2-1 | 2-0 | --- | 0-1 | --- |
| NC State | 0-1 | --- | --- | 0-1 | --- |
| Nebraska | 11-5 | --- | --- | 11-5 | --- |
| New Mexico | 0-1 | --- | --- | --- | 0-1 |
| Niagara | 1-0 | --- | --- | 1-0 | --- |
| Nicholls | 4-0 | 1-0 | --- | 3-0 | --- |
| North Carolina Central | 1-0 | 1-0 | --- | --- | --- |
| North Texas | 2-0 | --- | --- | 2-0 | --- |
| Northern Colorado | 1-0 | --- | --- | 1-0 | --- |
| Northwestern | 2-0 | --- | 2-0 | --- | --- |
| Northwestern State | 1-0 | --- | --- | 1-0 | --- |
| Ohio | 1-0 | --- | --- | --- | 1-0 |
| Ohio State | 1-1 | --- | 1-1 | --- | --- |
| Oklahoma Baptist | 1-0 | --- | --- | --- | 1-0 |
| Oklahoma State | 12-14 | --- | --- | 12-14 | --- |
| Oral Roberts | 7-0 | --- | --- | 6-0 | 1-0 |
| Oregon | 7-8 | --- | --- | 7-8 | 7-8 |
| Oregon State | 8-8 | --- | --- | 1-0 | 7-8 |
| Penn State | 3-0 | --- | 3-0 | --- | --- |
| Pittsburg State | 1-0 | --- | --- | --- | 1-0 |
| Portland | 1-1 | --- | --- | --- | 1-1 |
| Prairie View A&M | 5-0 | 2-0 | --- | 2-0 | 1-0 |
| Princeton | 3-0 | --- | --- | 2-0 | 1-0 |
| Purdue | 6-2 | --- | 2-1 | 4-1 | --- |
| Rhode Island | 0-1 | 0-1 | --- | --- | --- |
| Rice | 1-0 | 1-0 | --- | --- | --- |
| Sacramento State | 3-0 | --- | --- | --- | 3-0 |
| Sam Houston State | 2-0 | --- | --- | 2-0 | --- |
| Samford | 1-0 | --- | --- | 1-0 | --- |
| San Diego | 1-0 | --- | --- | 1-0 | --- |
| San Diego State | 1-0 | --- | --- | --- | 1-0 |
| San Francisco State | 1-0 | --- | --- | --- | 1-0 |
| San Jose State | 1-1 | --- | --- | --- | 1-1 |
| Seattle | 1-0 | --- | --- | --- | 1-0 |
| Simon Fraser | 1-0 | --- | --- | --- | 1-0 |
| SMU | 5-3 | 1-3 | --- | 4-0 | --- |
| South Carolina State | 1-1 | 0-1 | --- | 1-0 | --- |
| South Dakota | 1-0 | 1-0 | --- | --- | --- |
| Southeast Missouri State | 1-0 | --- | --- | 1-0 | --- |
| Southern | 1-0 | --- | --- | 1-0 | --- |
| Southern Illinois | 2-0 | --- | 2-0 | --- | --- |
| Southern Utah | 1-0 | --- | --- | --- | 1-0 |
| St Bonaventure | 1-0 | --- | --- | 1-0 | --- |
| Stanford | 6-9 | --- | --- | 0-1 | 6-8 |
| Stephen F. Austin | 0-1 | --- | --- | --- | 0-1 |
| Syracuse | 0-1 | --- | --- | 0-1 | --- |
| Temple | 1-3 | 1-2 | --- | 0-1 | --- |
| Tennessee | 0-1 | --- | --- | --- | 0-1 |
| Tennessee State | 1-0 | --- | 1-0 | --- | --- |
| Texas | 18-9 | --- | --- | 18-9 | --- |
| Texas A&M | 20-1 | --- | --- | 20-1 | --- |
| Texas Southern | 3-0 | --- | --- | 2-0 | 1-0 |
| Texas State | 2-0 | --- | --- | 2-0 | --- |
| Texas Tech | 17-7 | 1-0 | --- | 16-7 | --- |
| Tulane | 5-2 | 4-2 | --- | 1-0 | --- |
| Tulsa | 5-5 | 1-4 | --- | 4-1 | --- |
| UALR | 1-0 | --- | --- | 1-0 | --- |
| UC Irvine | 3-0 | --- | --- | 3-0 | --- |
| UC San Diego | 1-0 | --- | --- | --- | 1-0 |
| UCF | 2-2 | 2-2 | --- | --- | --- |
| UCLA | 2-14 | --- | 0-1 | --- | 2-13 |
| UConn | 6-3 | 2-1 | 1-1 | 3-1 | --- |
| ULM | 3-0 | 1-0 | --- | 2-0 | --- |
| UNC Asheville | 1-0 | --- | --- | 1-0 | --- |
| UNC Wilmington | 1-0 | --- | 1-0 | --- | --- |
| USC | 7-9 | --- | --- | --- | 6-9 |
| USF | 2-2 | 2-2 | --- | --- | --- |
| UT Arlington | 1-0 | --- | --- | 1-0 | --- |
| UT Rio Grande Valley | 4-0 | 2-0 | --- | 2-0 | --- |
| Utah | 0-1 | --- | --- | 0-1 | --- |
| UTSA | 1-0 | --- | --- | 1-0 | --- |
| Vermont | 1-0 | 1-0 | --- | --- | --- |
| Villanova | 0-1 | --- | --- | 0-1 | --- |
| Washington | 7-8 | --- | --- | 0-1 | 7-7 |
| West Virginia | 0-1 | --- | --- | 0-1 | --- |
| Western Carolina | 2-0 | --- | 1-0 | 1-0 | --- |
| Western Illinois | 2-0 | --- | 1-0 | 1-0 | --- |
| Western Kentucky | 1-0 | --- | --- | 1-0 | --- |
| Western Michigan | 1-0 | --- | 1-0 | --- | --- |
| Winthrop | 1-0 | --- | --- | 1-0 | --- |
| Wisconsin | 3-4 | --- | 1-2 | 0-1 | 2-1 |
| Wisconsin-Milwaukee | 0-1 | --- | --- | 0-1 | --- |
| Wyoming | 1-0 | 1-0 | --- | --- | --- |
| Xavier | 1-1 | --- | 0-1 | 1-0 | --- |
| Totals | 541-300 | 41-30 | 43-15 | 281-107 | 103-103 |



#3 ARMONI BROOKS

Guard

6-4 • 180 • Freshman-HS

Round Rock, Texas (McNeil HS)

Health

CAREER HIGHS

Points

12, vs. Prairie View A&M (12/3/16)

Field Goals Made

4, vs. Prairie View A&M (12/3/16)

Field Goal Attempts

9, vs. Prairie View A&M (12/3/16)

3-Point Field Goals Made

4, vs. Prairie View A&M (12/3/16)

3-Point Field Goal Attempts

7, vs. Prairie View A&M (12/3/16)

Free Throws Made

2, vs. Cornell (11/26/16)

Free Throw Attempts

2, vs. Cornell (11/26/16)

Rebounds

5, vs. Prairie View A&M (12/3/16)

Assists

1, vs. George Mason (11/21/16)

Steals

1, vs. Prairie View A&M (12/3/16)

Blocked Shots

None

Minutes Played

21, vs. Prairie View A&M (12/3/16)

FRESHMAN (2016-17)

Made his Houston debut in the Cougars' season-opening win against Morgan State inside Hofheinz Pavilion... Came off the bench to pour in eight points, including two 3-pointers, in 11 minutes against the Bears... Scored seven points with four rebounds in win against Cornell... Finished with 12 points and five rebounds in win against Prairie View A&M. Drained four 3-pointers in seven attempts against the Panthers.

2016-17 GAME-BY-GAME STATISTICS

| Date | Opponent | GS | Min | FG-A | 3FG-FGA | FT-FTA | OR-DR | Tot | PF | A | TO | Blk | Stl | Pts |
|-------------------------------------|-----------------------------|----|-----------|------------|------------|------------|------------|----------|----------|----------|----------|----------|----------|-----------|
| 11/11/16 | MORGAN STATE | | 11 | 3-4 | 2-3 | 0-0 | 0-0 | 0 | 0 | 0 | 0 | 0 | 0 | 8 |
| 11/21/16 | vs. George Mason | | 5 | 2-5 | 1-4 | 0-0 | 0-2 | 2 | 0 | 1 | 0 | 0 | 0 | 5 |
| 11/22/16 | vs. South Dakota | | 4 | 1-1 | 0-0 | 0-0 | 0-1 | 1 | 0 | 0 | 0 | 0 | 0 | 2 |
| 11/23/16 | vs. Vermont | | | | | | | | | | | | | |
| Did not compete -- Coach's decision | | | | | | | | | | | | | | |
| 11/26/16 | CORNELL | | 16 | 2-4 | 1-1 | 2-2 | 0-4 | 4 | 1 | 0 | 0 | 0 | 0 | 7 |
| 11/29/16 | at LSU | | 11 | 2-2 | 1-1 | 0-0 | 1-1 | 2 | 0 | 0 | 0 | 0 | 0 | 5 |
| 12/3/16 | PRAIRIE VIEW A&M | | 21 | 4-9 | 4-7 | 0-0 | 3-2 | 5 | 1 | 0 | 0 | 0 | 1 | 12 |
| 12/6/16 | at Arkansas | | | | | | | | | | | | | |
| 12/10/16 | RHODE ISLAND | | | | | | | | | | | | | |
| 12/17/16 | UT RIO GRANDE VALLEY | | | | | | | | | | | | | |
| 12/21/16 | LIBERTY | | | | | | | | | | | | | |
| 12/23/16 | HARVARD | | | | | | | | | | | | | |
| 12/28/16 | *at UConn | | | | | | | | | | | | | |
| 12/31/16 | *at USF | | | | | | | | | | | | | |
| 1/4/17 | *TULSA | | | | | | | | | | | | | |
| 1/7/17 | *CINCINNATI | | | | | | | | | | | | | |
| 1/11/17 | *at East Carolina | | | | | | | | | | | | | |
| 1/14/17 | *at UCF | | | | | | | | | | | | | |
| 1/19/17 | *MEMPHIS | | | | | | | | | | | | | |
| 1/21/17 | *at SMU | | | | | | | | | | | | | |
| 1/24/17 | *TULANE | | | | | | | | | | | | | |
| 1/28/17 | *TEMPLE | | | | | | | | | | | | | |
| 2/1/17 | *UCF | | | | | | | | | | | | | |
| 2/8/17 | *at Tulane | | | | | | | | | | | | | |
| 2/11/17 | *at Tulsa | | | | | | | | | | | | | |
| 2/18/17 | *SMU | | | | | | | | | | | | | |
| 2/22/17 | *UCONN | | | | | | | | | | | | | |
| 2/26/17 | *at Memphis | | | | | | | | | | | | | |
| 3/2/17 | *at Cincinnati | | | | | | | | | | | | | |
| 3/5/17 | *EAST CAROLINA | | | | | | | | | | | | | |

CAREER STATISTICS

| Year | GP-GS | MP | FG-FGA | Pct | 3P-A | Pct | FT-FTA | Pct | Off-Def | Reb - Avg | PF-DQ | Ast | TO | Blk | Stl | Pts - Avg |
|---------------|------------|-----------|--------------|-------------|-------------|-------------|------------|--------------|-------------|-----------------|------------|----------|----------|----------|----------|-----------------|
| 2016-17 | 6-0 | 73 | 14-25 | .560 | 9-16 | .563 | 2-2 | 1.000 | 4-10 | 14 - 2.3 | 2-0 | 1 | 0 | 0 | 1 | 39 - 6.5 |
| Totals | 6-0 | 73 | 14-25 | .560 | 9-16 | .563 | 2-2 | 1.000 | 4-10 | 14 - 2.3 | 2-0 | 1 | 0 | 0 | 1 | 39 - 6.5 |



#15 DEVIN DAVIS

Forward

6-7 • 230 • Junior-JC

Indianapolis, Ind. (Warren Central HS)

Odessa JC

Sociology

CAREER HIGHS

Points

19, vs. Morgan State (11/11/16)

Field Goals Made

8, vs. Cornell (11/26/16);
8, vs. Morgan State (11/11/16)

Field Goal Attempts

13, vs. Vermont (11/23/16);
13, vs. Morgan State (11/11/16)

3-Point Field Goals Made

1, vs. Morgan State (11/11/16)

3-Point Field Goal Attempts

1, done three times; Most recently
at LSU (11/29/16)

Free Throws Made

6, vs. Nicholls State (12/20/13)

Free Throw Attempts

10, vs. Prairie View A&M (12/3/16)

Rebounds

12, vs. Morgan State (11/11/16)

Assists

3, vs. Vermont (11/23/16)

Steals

2, vs. Morgan State (11/11/16)

Blocked Shots

3, vs. Chicago State (11/8/13)

Minutes Played

29, vs. George Mason (11/21/16)

Italics indicated accomplished at Indiana

- The American Weekly Honor Roll (Nov. 28, 2016)
- The American Weekly Honor Roll (Nov. 7, 2016)

JUNIOR (2016-17)

Posted 19 points with a game-high 12 rebounds during his Cougar debut in the season-opening win against Morgan State inside Hofheinz Pavilion... Was the first double-double of his career... Connected on 8-of-13 shots and added two steals against the Bears... Snared 10 rebounds, including four offensive, in opening win vs. George Mason at Gulf Coast

Showcase... Banked in a layup as time expired to give the Cougars a 72-71 win over Vermont in Gulf Coast Showcase championship... Finished with 10 points and a team-high seven rebounds against the Catamounts... Scored 12 points with five rebounds at LSU... Posted 14 points on 5-of-7 shooting from the field in win against Prairie View A&M.

2016-17 GAME-BY-GAME STATISTICS

| Date | Opponent | GS | Min | FG-A | 3FG-FGA | FT-FTA | OR-DR | Tot | PF | A | TO | Blk | Stl | Pts |
|----------|-----------------------------|----|-----|------|---------|--------|-------|-----|----|---|----|-----|-----|-----|
| 11/11/16 | MORGAN STATE | * | 25 | 8-13 | 1-1 | 2-2 | 4-8 | 12 | 3 | 1 | 1 | 1 | 2 | 19 |
| 11/21/16 | vs. George Mason | * | 29 | 4-9 | 0-0 | 1-2 | 4-6 | 10 | 2 | 2 | 3 | 0 | 0 | 9 |
| 11/22/16 | vs. South Dakota | * | 17 | 3-8 | 0-0 | 1-1 | 3-4 | 7 | 5 | 2 | 3 | 0 | 1 | 7 |
| 11/23/16 | vs. Vermont | * | 24 | 4-13 | 0-0 | 2-2 | 3-4 | 7 | 4 | 3 | 2 | 0 | 1 | 10 |
| 11/26/16 | CORNELL | * | 25 | 8-11 | 0-1 | 2-6 | 3-6 | 9 | 3 | 0 | 3 | 0 | 1 | 18 |
| 11/29/16 | at LSU | * | 25 | 4-10 | 0-1 | 4-7 | 1-3 | 4 | 4 | 2 | 1 | 1 | 1 | 12 |
| 12/3/16 | PRAIRIE VIEW A&M | * | 20 | 5-7 | 0-0 | 4-10 | 2-1 | 3 | 4 | 0 | 1 | 1 | 0 | 14 |
| 12/6/16 | at Arkansas | | | | | | | | | | | | | |
| 12/10/16 | RHODE ISLAND | | | | | | | | | | | | | |
| 12/17/16 | UT RIO GRANDE VALLEY | | | | | | | | | | | | | |
| 12/21/16 | LIBERTY | | | | | | | | | | | | | |
| 12/23/16 | HARVARD | | | | | | | | | | | | | |
| 12/28/16 | * at UConn | | | | | | | | | | | | | |
| 12/31/16 | * at USF | | | | | | | | | | | | | |
| 1/4/17 | * TULSA | | | | | | | | | | | | | |
| 1/7/17 | * CINCINNATI | | | | | | | | | | | | | |
| 1/11/17 | * at East Carolina | | | | | | | | | | | | | |
| 1/14/17 | * at UCF | | | | | | | | | | | | | |
| 1/19/17 | * MEMPHIS | | | | | | | | | | | | | |
| 1/21/17 | * at SMU | | | | | | | | | | | | | |
| 1/24/17 | * TULANE | | | | | | | | | | | | | |
| 1/28/17 | * TEMPLE | | | | | | | | | | | | | |
| 2/1/17 | * UCF | | | | | | | | | | | | | |
| 2/8/17 | * at Tulane | | | | | | | | | | | | | |
| 2/11/17 | * at Tulsa | | | | | | | | | | | | | |
| 2/18/17 | * SMU | | | | | | | | | | | | | |
| 2/22/17 | * UCONN | | | | | | | | | | | | | |
| 2/26/17 | * at Memphis | | | | | | | | | | | | | |
| 3/2/17 | * at Cincinnati | | | | | | | | | | | | | |
| 3/5/17 | * EAST CAROLINA | | | | | | | | | | | | | |

CAREER STATISTICS

| Year | GP-GS | MP | FG-FGA | Pct | 3P-A | Pct | FT-FTA | Pct | Off-Def | Reb - Avg | PF-DQ | Ast | TO | Blk | Stl | Pts - Avg |
|-----------------------|-----------------------|------------|---------------|-------------|------------|-------------|--------------|-------------|--------------|------------------|-------------|-----------|-----------|-----------|-----------|------------------|
| 2013-14 (at Indiana) | 29-1 | 254 | 27-51 | .529 | 0-0 | .000 | 16-24 | .667 | 24-50 | 74 - 2.6 | 47-0 | 0 | 18 | 13 | 5 | 70 - 2.4 |
| 2014-15 (at Indiana) | Sat out as redshirt | | | | | | | | | | | | | | | |
| 2015-16 | Competed at Odessa JC | | | | | | | | | | | | | | | |
| 2016-17 | 7-7 | 165 | 36-71 | .507 | 1-3 | .333 | 16-30 | .533 | 20-32 | 52 - 7.4 | 25-1 | 10 | 14 | 3 | 6 | 89 - 12.7 |
| Indiana Totals | 29-1 | 254 | 27-51 | .529 | 0-0 | .000 | 16-24 | .667 | 24-50 | 74 - 2.6 | 47-0 | 0 | 18 | 13 | 5 | 70 - 2.4 |
| Houston Totals | 7-7 | 165 | 36-71 | .507 | 1-3 | .333 | 16-30 | .533 | 20-32 | 52 - 7.4 | 25-1 | 10 | 14 | 3 | 6 | 89 - 12.7 |
| Totals | 36-8 | 419 | 63-122 | .516 | 1-3 | .333 | 32-54 | .593 | 44-82 | 126 - 3.5 | 72-1 | 10 | 32 | 16 | 11 | 159 - 4.4 |



#21 DAMYEEN DOTSON

Guard

6-5 • 210 • r-Senior-RS (RS '14-15)

Houston, Texas (Yates HS)

Oregon

Sociology

rebounds in win against Prairie View A&M.

CAREER HIGHS

Points

23, at Tulsa (2/7/16);
23, at East Carolina (1/30/16);
23, vs. Saint Louis (3/23/13)

Field Goals Made

9, done four times; Most recently
at UConn (2/28/16)

Field Goal Attempts

18, at UNLV (11/23/12)

3-Point Field Goals Made

6, vs. Temple (2/21/16)

3-Point Field Goal Attempts

10, at Tulsa (2/7/16);

Free Throws Made

6, vs. Memphis (2/10/16)

Free Throw Attempts

9, vs. Georgetown (11/8/13)

Rebounds

14, at UConn (2/28/16);
14, vs. Wyoming (12/22/15)

Assists

3, done 14 times; Most recently
vs. Prairie View A&M (12/3/16)

Steals

3, done four times; Most recently
vs. Eastern Illinois (12/19/15)

Blocked Shots

2, vs. Utah Valley (11/19/13)

Minutes Played

46, at East Carolina (1/30/16)

Italics indicates accomplished at Oregon

- Gulf Coast Showcase Most Valuable Player
- Preseason All-American Athletic Conference First Team

SENIOR (2016-17)

Scored 13 points on 5-of-8 shooting with three 3-pointers in the Cougars' season-opening win against Morgan State inside Hofheinz Pavilion... Scored 16 points with four 3-openers in opening win vs. George Mason at Gulf Coast Showcase... Led all players with 21 points and four 3-pointers in win over South Dakota in Gulf Coast Showcase Semifinals... Also grabbed nine rebounds against the Coyotes... Drove the lane and dished to Devin Davis for the game-winning layup as time expired to lead the Cougars to the Gulf Coast Showcase championship over Vermont... Finished with eight points and three assists... Named tournament Most Valuable Player... Posted 13 points with six rebounds at LSU... Recorded his first double-double of the season with 16 points and game-high 11

2016-17 GAME-BY-GAME STATISTICS

| Date | Opponent | GS | Min | FG-A | 3FG-FGA | FT-FTA | OR-DR | Tot | PF | A | TO | Blk | Stl | Pts |
|----------|----------------------|----|-----|------|---------|--------|-------|-----|----|---|----|-----|-----|-----|
| 11/11/16 | MORGAN STATE | * | 27 | 5-8 | 3-6 | 0-0 | 2-1 | 3 | 2 | 1 | 1 | 0 | 0 | 13 |
| 11/21/16 | vs. George Mason | * | 24 | 6-10 | 4-5 | 0-0 | 0-6 | 6 | 1 | 0 | 0 | 1 | 2 | 16 |
| 11/22/16 | vs. South Dakota | * | 32 | 8-15 | 4-8 | 1-1 | 2-7 | 9 | 3 | 0 | 0 | 0 | 1 | 21 |
| 11/23/16 | vs. Vermont | * | 35 | 3-8 | 2-5 | 0-0 | 1-2 | 3 | 0 | 2 | 1 | 0 | 2 | 8 |
| 11/26/16 | CORNELL | * | 25 | 4-6 | 2-4 | 0-0 | 2-2 | 4 | 4 | 1 | 2 | 0 | 0 | 10 |
| 11/29/16 | at LSU | * | 35 | 4-12 | 3-7 | 2-2 | 1-5 | 6 | 0 | 0 | 1 | 0 | 0 | 13 |
| 12/3/16 | PRAIRIE VIEW A&M | * | 21 | 7-11 | 2-2 | 0-1 | 5-6 | 11 | 1 | 3 | 4 | 0 | 1 | 16 |
| 12/6/16 | at Arkansas | | | | | | | | | | | | | |
| 12/10/16 | RHODE ISLAND | | | | | | | | | | | | | |
| 12/17/16 | UT RIO GRANDE VALLEY | | | | | | | | | | | | | |
| 12/21/16 | LIBERTY | | | | | | | | | | | | | |
| 12/23/16 | HARVARD | | | | | | | | | | | | | |
| 12/28/16 | * at UConn | | | | | | | | | | | | | |
| 12/31/16 | * at USF | | | | | | | | | | | | | |
| 1/4/17 | * TULSA | | | | | | | | | | | | | |
| 1/7/17 | * CINCINNATI | | | | | | | | | | | | | |
| 1/11/17 | * at East Carolina | | | | | | | | | | | | | |
| 1/14/17 | * at UCF | | | | | | | | | | | | | |
| 1/19/17 | * MEMPHIS | | | | | | | | | | | | | |
| 1/21/17 | * at SMU | | | | | | | | | | | | | |
| 1/24/17 | * TULANE | | | | | | | | | | | | | |
| 1/28/17 | * TEMPLE | | | | | | | | | | | | | |
| 2/1/17 | * UCF | | | | | | | | | | | | | |
| 2/8/17 | * at Tulane | | | | | | | | | | | | | |
| 2/11/17 | * at Tulsa | | | | | | | | | | | | | |
| 2/18/17 | * SMU | | | | | | | | | | | | | |
| 2/22/17 | * UCONN | | | | | | | | | | | | | |
| 2/26/17 | * at Memphis | | | | | | | | | | | | | |
| 3/2/17 | * at Cincinnati | | | | | | | | | | | | | |
| 3/5/17 | * EAST CAROLINA | | | | | | | | | | | | | |

CAREER STATISTICS

| Year | GP-GS | MP | FG-FGA | Pct | 3P-A | Pct | FT-FTA | Pct | Off-Def | Reb - Avg | PF-DQ | Ast | TO | Blk | Stl | Pts - Avg |
|----------------------|----------------|--------------|------------------|-------------|----------------|-------------|----------------|-------------|----------------|------------------|--------------|------------|------------|-----------|-----------|---------------------|
| 2012-13 (at Oregon) | 37-36 | 1,031 | 163-371 | .439 | 47-143 | .329 | 47-65 | .723 | 32-98 | 130 - 3.5 | 42-0 | 33 | 51 | 5 | 34 | 420 - 11.4 |
| 2013-14 (at Oregon) | 33-33 | 786 | 116-265 | .438 | 26-83 | .313 | 53-66 | .803 | 23-83 | 106 - 3.2 | 58-0 | 40 | 39 | 5 | 16 | 311 - 9.4 |
| 2014-15 | | | | | | | | | | | | | | | | |
| | | | | | | | | | | | | | | | | |
| | | | | | | | | | | | | | | | | |
| 2015-16 | 32-32 | 991 | 164-324 | .506 | 62-169 | .367 | 55-66 | .833 | 62-155 | 217 - 6.8 | 61-1 | 40 | 33 | 6 | 22 | 445 - 13.9 |
| 2016-17 | 7-7 | 199 | 37-70 | .529 | 20-37 | .541 | 3-4 | .750 | 13-29 | 42 - 6.0 | 11-0 | 7 | 9 | 1 | 6 | 97 - 13.9 |
| UH Totals | 39-39 | 1,190 | 201-394 | .510 | 82-206 | .398 | 58-70 | .829 | 75-184 | 259 - 6.6 | 72-1 | 47 | 42 | 7 | 28 | 542 - 13.9 |
| Oregon Totals | 70-69 | 1,817 | 279-636 | .439 | 73-226 | .323 | 100-131 | .763 | 55-181 | 236 - 3.4 | 100-0 | 73 | 90 | 10 | 50 | 731 - 10.4 |
| Totals | 109-108 | 3,007 | 480-1,030 | .466 | 155-432 | .359 | 158-201 | .786 | 130-365 | 495 - 4.5 | 172-1 | 120 | 132 | 17 | 78 | 1,273 - 11.7 |



#5 MORRIS DUNNIGAN

Guard

6-3 • 195 • Junior-JC

Joliet, Ill. (Joliet West HS)

Blinn JC

Sociology

CAREER HIGHS

Points

9, vs. Prairie View A&M (12/3/16)

Field Goals Made

3, vs. Prairie View A&M (12/3/16);
3, vs. Cornell (11/26/16)

Field Goal Attempts

8, vs. Prairie View A&M (12/3/16)

3-Point Field Goals Made

2, vs. South Dakota (11/22/16)

3-Point Field Goal Attempts

3, vs. Cornell (11/26/16)

Free Throws Made

1, at LSU (11/29/16);
1, vs. Cornell (11/26/16)

Free Throw Attempts

2, at LSU (11/29/16);
2, vs. Cornell (11/26/16)

Rebounds

5, vs. Prairie View A&M (12/3/16)

Assists

1, vs. George Mason (11/21/16)

Steals

None

Blocked Shots

None

Minutes Played

15, vs. George Mason (11/21/16)

JUNIOR (2016-17)

Made his Cougar debut in the season-opening win against Morgan State inside Hofheinz Pavilion... Scored two points in nine minutes against the Bears... Drained both 3-point attempts in win over South Dakota during Gulf Coast Showcase Semifinals... Finished with seven points and three rebounds in win against Cornell on his 22nd birthday.

2016-17 GAME-BY-GAME STATISTICS

| Date | Opponent | GS | Min | FG-A | 3FG-FGA | FT-FTA | OR-DR | Tot | PF | A | TO | Blk | Stl | Pts |
|-----------------|-----------------------------|----|-----------|------------|------------|------------|------------|----------|----------|----------|----------|----------|----------|----------|
| 11/11/16 | MORGAN STATE | | 9 | 1-2 | 0-1 | 0-0 | 0-0 | 0 | 1 | 0 | 0 | 0 | 0 | 2 |
| 11/21/16 | vs. George Mason | | 15 | 1-5 | 0-1 | 0-0 | 0-2 | 2 | 2 | 1 | 0 | 0 | 0 | 2 |
| 11/22/16 | vs. South Dakota | | 11 | 2-4 | 2-2 | 0-0 | 0-1 | 1 | 1 | 0 | 0 | 0 | 0 | 6 |
| 11/23/16 | vs. Vermont | | 7 | 1-3 | 0-0 | 0-0 | 1-0 | 1 | 1 | 0 | 0 | 0 | 0 | 2 |
| 11/26/16 | CORNELL | | 13 | 3-7 | 0-3 | 1-2 | 0-3 | 3 | 2 | 0 | 1 | 0 | 0 | 7 |
| 11/29/16 | at LSU | | 5 | 0-1 | 0-1 | 1-2 | 0-0 | 0 | 0 | 0 | 0 | 0 | 0 | 1 |
| 12/3/16 | PRAIRIE VIEW A&M | | 11 | 3-8 | 0-2 | 3-3 | 0-2 | 2 | 3 | 0 | 0 | 0 | 0 | 9 |
| 12/6/16 | at Arkansas | | | | | | | | | | | | | |
| 12/10/16 | RHODE ISLAND | | | | | | | | | | | | | |
| 12/17/16 | UT RIO GRANDE VALLEY | | | | | | | | | | | | | |
| 12/21/16 | LIBERTY | | | | | | | | | | | | | |
| 12/23/16 | HARVARD | | | | | | | | | | | | | |
| 12/28/16 | *at UConn | | | | | | | | | | | | | |
| 12/31/16 | *at USF | | | | | | | | | | | | | |
| 1/4/17 | *TULSA | | | | | | | | | | | | | |
| 1/7/17 | *CINCINNATI | | | | | | | | | | | | | |
| 1/11/17 | *at East Carolina | | | | | | | | | | | | | |
| 1/14/17 | *at UCF | | | | | | | | | | | | | |
| 1/19/17 | *MEMPHIS | | | | | | | | | | | | | |
| 1/21/17 | *at SMU | | | | | | | | | | | | | |
| 1/24/17 | *TULANE | | | | | | | | | | | | | |
| 1/28/17 | *TEMPLE | | | | | | | | | | | | | |
| 2/1/17 | *UCF | | | | | | | | | | | | | |
| 2/8/17 | *at Tulane | | | | | | | | | | | | | |
| 2/11/17 | *at Tulsa | | | | | | | | | | | | | |
| 2/18/17 | *SMU | | | | | | | | | | | | | |
| 2/22/17 | *UCONN | | | | | | | | | | | | | |
| 2/26/17 | *at Memphis | | | | | | | | | | | | | |
| 3/2/17 | *at Cincinnati | | | | | | | | | | | | | |
| 3/5/17 | *EAST CAROLINA | | | | | | | | | | | | | |

CAREER STATISTICS

| Year | GP-GS | MP | FG-FGA | Pct | 3P-A | Pct | FT-FTA | Pct | Off-Def | Reb - Avg | PF-DQ | Ast | TO | Blk | Stl | Pts - Avg |
|---------------|------------|-----------|--------------|-------------|-------------|-------------|------------|-------------|------------|----------------|-------------|----------|----------|----------|----------|-----------------|
| 2016-17 | 7-0 | 71 | 11-30 | .367 | 2-10 | .200 | 5-7 | .714 | 1-8 | 9 - 1.3 | 10-0 | 1 | 1 | 0 | 0 | 29 - 4.1 |
| Totals | 7-0 | 71 | 11-30 | .367 | 2-10 | .200 | 5-7 | .714 | 1-8 | 9 - 1.3 | 10-0 | 1 | 1 | 0 | 0 | 29 - 4.1 |



#1 XAVIER DUPREE

Forward

6-9 • 210 • Senior-1L

Houston, Texas (Alief Taylor HS)

Paris JC

Sociology

CAREER HIGHS

Points

7, vs. George Mason (11/21/16);
7, vs. Prairie View A&M (11/18/15)

Field Goals Made

3, vs. George Mason (11/21/16);
3, vs. Prairie View A&M (11/18/15)

Field Goal Attempts

5, vs. Nicholls (12/28/15)
5, vs. LSU (12/13/15)

3-Point Field Goals Made

1, done nine; Most recently
vs. George Mason (11/21/16)

3-Point Field Goal Attempts

3, done three times; Most recently
vs. Nicholls (12/28/15)

Free Throws Made

None

Free Throw Attempts

None

Rebounds

7, vs. George Mason (11/21/16)

Assists

2, at Temple (1/2/16);
2, vs. Florida A&M (11/21/15)

Steals

2, vs. Cornell (11/26/16)

Blocked Shots

2, vs. Prairie View A&M (12/3/16);
2, vs. Florida A&M (11/21/15)

Minutes Played

17, vs. LSU (12/13/15);
17, vs. ULM (11/28/15)

SENIOR (2016-17)

Made his season debut in the Cougars' season-opening win against Morgan State inside Hofheinz Pavilion... Finished with a rebound, assist and steal against the Bears... Recorded two steals against Cornell.

2016-17 GAME-BY-GAME STATISTICS

| Date | Opponent | GS | Min | FG-A | 3FG-FGA | FT-FTA | OR-DR | Tot | PF | A | TO | Blk | Stl | Pts |
|----------|-----------------------------|----|-----|------|---------|--------|------------------------------------|-----|----|---|----|-----|-----|-----|
| 11/11/16 | MORGAN STATE | | 9 | 0-3 | 0-2 | 0-0 | 0-1 | 1 | 1 | 1 | 0 | 0 | 1 | 0 |
| 11/21/16 | vs. George Mason | | 9 | 3-4 | 1-1 | 0-0 | 1-6 | 7 | 2 | 1 | 1 | 0 | 0 | 7 |
| 11/22/16 | vs. South Dakota | | 3 | 0-0 | 0-0 | 0-0 | 0-1 | 1 | 1 | 0 | 0 | 1 | 0 | 0 |
| 11/23/16 | vs. Vermont | | | | | | Did not compete – Coach's decision | | | | | | | |
| 11/26/16 | CORNELL | | 4 | 0-1 | 0-0 | 0-0 | 0-0 | 0 | 2 | 0 | 0 | 0 | 2 | 0 |
| 11/29/16 | at LSU | | 4 | 0-0 | 0-0 | 0-0 | 0-0 | 0 | 0 | 0 | 0 | 0 | 0 | 0 |
| 12/3/16 | PRAIRIE VIEW A&M | | 7 | 1-2 | 0-1 | 0-0 | 0-3 | 3 | 0 | 1 | 1 | 2 | 1 | 2 |
| 12/6/16 | at Arkansas | | | | | | | | | | | | | |
| 12/10/16 | RHODE ISLAND | | | | | | | | | | | | | |
| 12/17/16 | UT RIO GRANDE VALLEY | | | | | | | | | | | | | |
| 12/21/16 | LIBERTY | | | | | | | | | | | | | |
| 12/23/16 | HARVARD | | | | | | | | | | | | | |
| 12/28/16 | * at UConn | | | | | | | | | | | | | |
| 12/31/16 | * at USF | | | | | | | | | | | | | |
| 1/4/17 | * TULSA | | | | | | | | | | | | | |
| 1/7/17 | * CINCINNATI | | | | | | | | | | | | | |
| 1/11/17 | * at East Carolina | | | | | | | | | | | | | |
| 1/14/17 | * at UCF | | | | | | | | | | | | | |
| 1/19/17 | * MEMPHIS | | | | | | | | | | | | | |
| 1/21/17 | * at SMU | | | | | | | | | | | | | |
| 1/24/17 | * TULANE | | | | | | | | | | | | | |
| 1/28/17 | * TEMPLE | | | | | | | | | | | | | |
| 2/1/17 | * UCF | | | | | | | | | | | | | |
| 2/8/17 | * at Tulane | | | | | | | | | | | | | |
| 2/11/17 | * at Tulsa | | | | | | | | | | | | | |
| 2/18/17 | * SMU | | | | | | | | | | | | | |
| 2/22/17 | * UCONN | | | | | | | | | | | | | |
| 2/26/17 | * at Memphis | | | | | | | | | | | | | |
| 3/2/17 | * at Cincinnati | | | | | | | | | | | | | |
| 3/5/17 | * EAST CAROLINA | | | | | | | | | | | | | |

CAREER STATISTICS

| Year | GP-GS | MP | FG-FGA | Pct | 3P-A | Pct | FT-FTA | Pct | Off-Def | Reb – Avg | PF-DQ | Ast | TO | Blk | Stl | Pts – Avg |
|---------------|-------------|------------|--------------|-------------|-------------|-------------|------------|-------------|--------------|-----------------|-------------|-----------|-----------|----------|----------|-----------------|
| 2015-16 | 21-0 | 164 | 11-31 | .355 | 8-20 | .400 | 0-0 | .000 | 10-26 | 36 – 1.7 | 21-0 | 9 | 11 | 4 | 5 | 30 – 1.4 |
| 2016-17 | 6-0 | 36 | 4-10 | .400 | 1-4 | .250 | 0-0 | .000 | 1-11 | 12 – 2.0 | 6-0 | 3 | 2 | 3 | 4 | 9 – 1.5 |
| Totals | 27-0 | 200 | 15-41 | .366 | 9-24 | .375 | 0-0 | .000 | 11-37 | 48 – 1.8 | 27-0 | 12 | 13 | 7 | 9 | 39 – 1.4 |



#32 ROB GRAY

Guard

6-2 • 185 • r-Junior-1L (RS '13-14)

Forest City, N.C. (West Oaks Academy [Orlando])

Howard JC

Sociology

CAREER HIGHS

Points

31, at East Carolina (1/30/16);
31, vs. LSU (12/13/15)

Field Goals Made

11, at East Carolina (1/30/16)

Field Goal Attempts

21, at East Carolina (1/30/16)

3-Point Field Goals Made

6, at East Carolina (1/30/16)

3-Point Field Goal Attempts

11, at East Carolina (1/30/16)

Free Throws Made

9, vs. LSU (12/13/15)

Free Throw Attempts

13, at USF (12/30/15)

Rebounds

7, vs. Prairie View A&M (12/3/16)

Assists

6, at Temple (1/2/16)

Steals

4, at East Carolina (1/30/16)

Blocked Shots

2, vs. Nicholls (12/28/15)

Minutes Played

49, vs. Wyoming (12/22/15)

- Gulf Coast Showcase All-Tournament Team
- The American Honor Roll (Dec. 5, 2016)
- Preseason All-American Athletic Conference Second Team

JUNIOR (2016-17)

Led all players with 22 points in the Cougars' season-opening win against Morgan State inside Hofheinz Pavilion... Buried 7-of-13 shots from the field, including 4-of-8 from the 3-point line and added five rebounds with four assists and a pair of steals against the Bears... Topped all players with 23 points and connected on all six free throw attempts in opening win over George Mason at Gulf Coast Showcase... Scored 15 points with three assists and three steals in win against Cornell... Led Cougars with 19

points, including 15 in first half, at LSU... Led all players with 23 points, including 21 in the first half, in win against Prairie View A&M... Also grabbed seven rebounds and dished out five assists with a pair of steals against the Panthers.

2016-17 GAME-BY-GAME STATISTICS

| Date | Opponent | GS | Min | FG-A | 3FG-FGA | FT-FTA | OR-DR | Tot | PF | A | TO | Blk | Stl | Pts |
|----------|-----------------------------|----|-----|------|---------|--------|-------|-----|----|---|----|-----|-----|-----|
| 11/11/16 | MORGAN STATE | * | 26 | 7-13 | 4-8 | 4-6 | 3-2 | 5 | 1 | 4 | 3 | 0 | 2 | 22 |
| 11/21/16 | vs. George Mason | * | 26 | 7-13 | 3-6 | 6-6 | 0-2 | 2 | 1 | 3 | 0 | 0 | 1 | 23 |
| 11/22/16 | vs. South Dakota | * | 29 | 4-11 | 1-5 | 5-6 | 0-1 | 1 | 1 | 3 | 1 | 0 | 0 | 14 |
| 11/23/16 | vs. Vermont | * | 36 | 9-18 | 1-3 | 1-2 | 0-3 | 3 | 1 | 5 | 1 | 0 | 1 | 20 |
| 11/26/16 | CORNELL | * | 31 | 6-11 | 0-1 | 3-4 | 0-2 | 2 | 2 | 3 | 1 | 0 | 3 | 15 |
| 11/29/16 | at LSU | * | 29 | 6-11 | 1-4 | 6-6 | 1-0 | 1 | 0 | 1 | 1 | 0 | 1 | 19 |
| 12/3/16 | PRAIRIE VIEW A&M | * | 28 | 7-12 | 4-4 | 5-6 | 2-5 | 7 | 1 | 5 | 2 | 0 | 2 | 23 |
| 12/6/16 | at Arkansas | | | | | | | | | | | | | |
| 12/10/16 | RHODE ISLAND | | | | | | | | | | | | | |
| 12/17/16 | UT RIO GRANDE VALLEY | | | | | | | | | | | | | |
| 12/21/16 | LIBERTY | | | | | | | | | | | | | |
| 12/23/16 | HARVARD | | | | | | | | | | | | | |
| 12/28/16 | * at UConn | | | | | | | | | | | | | |
| 12/31/16 | * at USF | | | | | | | | | | | | | |
| 1/4/17 | * TULSA | | | | | | | | | | | | | |
| 1/7/17 | * CINCINNATI | | | | | | | | | | | | | |
| 1/11/17 | * at East Carolina | | | | | | | | | | | | | |
| 1/14/17 | * at UCF | | | | | | | | | | | | | |
| 1/19/17 | * MEMPHIS | | | | | | | | | | | | | |
| 1/21/17 | * at SMU | | | | | | | | | | | | | |
| 1/24/17 | * TULANE | | | | | | | | | | | | | |
| 1/28/17 | * TEMPLE | | | | | | | | | | | | | |
| 2/1/17 | * UCF | | | | | | | | | | | | | |
| 2/8/17 | * at Tulane | | | | | | | | | | | | | |
| 2/11/17 | * at Tulsa | | | | | | | | | | | | | |
| 2/18/17 | * SMU | | | | | | | | | | | | | |
| 2/22/17 | * UCONN | | | | | | | | | | | | | |
| 2/26/17 | * at Memphis | | | | | | | | | | | | | |
| 3/2/17 | * at Cincinnati | | | | | | | | | | | | | |
| 3/5/17 | * EAST CAROLINA | | | | | | | | | | | | | |

CAREER STATISTICS

| Year | GP-GS | MP | FG-FGA | Pct | 3P-A | Pct | FT-FTA | Pct | Off-Def | Reb - Avg | PF-DQ | Ast | TO | Blk | Stl | Pts - Avg |
|---------------|--------------|------------|----------------|-------------|---------------|-------------|---------------|-------------|--------------|---------------|-------------|-----------|-----------|----------|-----------|-----------------|
| 2015-16 | 26-9 | 690 | 150-345 | .435 | 48-140 | .343 | 69-98 | .704 | 11-46 | 57-2.2 | 54-1 | 38 | 36 | 5 | 30 | 417-16.0 |
| 2016-17 | 7-7 | 205 | 46-89 | .517 | 14-31 | .452 | 30-36 | .833 | 6-15 | 21-3.0 | 7-0 | 24 | 9 | 0 | 10 | 136-19.4 |
| Totals | 33-16 | 895 | 196-434 | .452 | 62-171 | .363 | 99-134 | .739 | 17-61 | 78-2.4 | 61-1 | 62 | 45 | 5 | 40 | 553-16.8 |



#30 MATEEN HIRBOD

Guard

6-2 • 185 • Freshman-HS

Danville, Calif. (The Bentley School)

Pre-Business

CAREER HIGHS

Points

3, vs. Prairie View A&M (12/3/16)

Field Goals Made

1, vs. Prairie View A&M (12/3/16)

Field Goal Attempts

1, vs. Prairie View A&M (12/3/16)

3-Point Field Goals Made

None

3-Point Field Goal Attempts

None

Free Throws Made

1, vs. Prairie View A&M (12/3/16),

Free Throw Attempts

1, vs. Prairie View A&M (12/3/16)

Rebounds

None

Assists

1, vs. George Mason (11/21/16)

Steals

None

Blocked Shots

None

Minutes Played

2, vs. South Dakota (11/22/16)

FRESHMAN (2016-17)

Made his collegiate debut in the Cougars' season-opening win against Morgan State inside Hofheinz Pavilion... Scored his first collegiate points in win against Prairie View A&M... Finished with three points against Panthers.

2016-17 GAME-BY-GAME STATISTICS

| Date | Opponent | GS | Min | FG-A | 3FG-FGA | FT-FTA | OR-DR | Tot | PF | A | TO | Blk | Stl | Pts |
|----------|-----------------------------|----|-----|------|---------|--------|-------|-----|----|---|----|-----|-----|-----|
| 11/11/16 | MORGAN STATE | | 1 | 0-0 | 0-0 | 0-0 | 0-0 | 0 | 0 | 0 | 0 | 0 | 0 | 0 |
| 11/21/16 | vs. George Mason | | 2 | 0-1 | 0-0 | 0-0 | 0-0 | 0 | 0 | 1 | 0 | 0 | 0 | 0 |
| 11/22/16 | vs. South Dakota | | 2 | 0-0 | 0-0 | 0-0 | 0-0 | 0 | 0 | 0 | 1 | 0 | 0 | 0 |
| 11/23/16 | vs. Vermont | | | | | | | | | | | | | |
| 11/26/16 | CORNELL | | | | | | | | | | | | | |
| 11/29/16 | at LSU | | | | | | | | | | | | | |
| 12/3/16 | PRAIRIE VIEW A&M | | 1 | 1-1 | 0-0 | 1-1 | 0-0 | 0 | 0 | 0 | 0 | 0 | 0 | 3 |
| 12/6/16 | at Arkansas | | | | | | | | | | | | | |
| 12/10/16 | RHODE ISLAND | | | | | | | | | | | | | |
| 12/17/16 | UT RIO GRANDE VALLEY | | | | | | | | | | | | | |
| 12/21/16 | LIBERTY | | | | | | | | | | | | | |
| 12/23/16 | HARVARD | | | | | | | | | | | | | |
| 12/28/16 | *at UConn | | | | | | | | | | | | | |
| 12/31/16 | *at USF | | | | | | | | | | | | | |
| 1/4/17 | *TULSA | | | | | | | | | | | | | |
| 1/7/17 | *CINCINNATI | | | | | | | | | | | | | |
| 1/11/17 | *at East Carolina | | | | | | | | | | | | | |
| 1/14/17 | *at UCF | | | | | | | | | | | | | |
| 1/19/17 | *MEMPHIS | | | | | | | | | | | | | |
| 1/21/17 | *at SMU | | | | | | | | | | | | | |
| 1/24/17 | *TULANE | | | | | | | | | | | | | |
| 1/28/17 | *TEMPLE | | | | | | | | | | | | | |
| 2/1/17 | *UCF | | | | | | | | | | | | | |
| 2/8/17 | *at Tulane | | | | | | | | | | | | | |
| 2/11/17 | *at Tulsa | | | | | | | | | | | | | |
| 2/18/17 | *SMU | | | | | | | | | | | | | |
| 2/22/17 | *UCONN | | | | | | | | | | | | | |
| 2/26/17 | *at Memphis | | | | | | | | | | | | | |
| 3/2/17 | *at Cincinnati | | | | | | | | | | | | | |
| 3/5/17 | *EAST CAROLINA | | | | | | | | | | | | | |

CAREER STATISTICS

| Year | GP-GS | MP | FG-FGA | Pct | 3P-A | Pct | FT-FTA | Pct | Off-Def | Reb - Avg | PF-DQ | Ast | TO | Blk | Stl | Pts - Avg |
|---------------|------------|----------|------------|-------------|------------|-------------|------------|--------------|------------|--------------|------------|----------|----------|----------|----------|--------------|
| 2016-17 | 5-0 | 8 | 1-2 | .500 | 0-0 | .000 | 1-1 | 1.000 | 0-0 | 0-0.0 | 0-0 | 1 | 1 | 0 | 0 | 3-0.6 |
| Totals | 5-0 | 8 | 1-2 | .500 | 0-0 | .000 | 1-1 | 1.000 | 0-0 | 0-0.0 | 0-0 | 1 | 1 | 0 | 0 | 3-0.6 |



#0 DANRAD KNOWLES

Forward

6-10 • 200 • Senior-3L

Nassau, Bahamas (HCYA [Houston])

Health

four rebounds to help lead Cougars to Gulf Coast Showcase championship over Vermont... Scored eight points and grabbed eight rebounds in win against Prairie View A&M.

CAREER HIGHS

Points

31, vs. Tulane (1/17/15)

Field Goals Made

11, vs. Tulane (1/17/15)

Field Goal Attempts

15, vs. Tulane (1/17/15)

3-Point Field Goals Made

3, done three times; Most recently at Cincinnati (1/21/15)

3-Point Field Goal Attempts

7, at East Carolina (1/14/15);
7, vs. Boise State (12/22/2014)

Free Throws Made

7, vs. Tulane (1/17/15)

Free Throw Attempts

11, vs. LSU (12/13/15)

Rebounds

12, vs. Boise State (12/22/2014)

Assists

4, done four times; Most recently at East Carolina (1/30/16)

Steals

4, vs. USF (3/1/15)

Blocked Shots

6, at rv/rv UConn (1/30/14)

Minutes Played

44, at East Carolina (1/30/16)

SENIOR (2016-17)


Posted 14 points with seven rebounds in the Cougars' season-opening win against Morgan State inside Hofheinz Pavilion... Drained all but one of his seven field goal attempts against the Bears... Scored 13 points on 5-of-8 shooting in opening win over George Mason at Gulf Coast Showcase... Totaled 16 points with five rebounds in win over South Dakota during Gulf Coast Showcase Semifinals... Posted 11 points with

2016-17 GAME-BY-GAME STATISTICS

| Date | Opponent | GS | Min | FG-A | 3FG-FGA | FT-FTA | OR-DR | Tot | PF | A | TO | Blk | Stl | Pts |
|----------|-----------------------------|----|-----|------|---------|--------|-------|-----|----|---|----|-----|-----|-----|
| 11/11/16 | MORGAN STATE | * | 24 | 6-7 | 0-0 | 2-2 | 3-4 | 7 | 3 | 0 | 1 | 1 | 0 | 14 |
| 11/21/16 | vs. George Mason | * | 21 | 5-8 | 0-0 | 3-3 | 0-2 | 2 | 2 | 1 | 1 | 0 | 0 | 13 |
| 11/22/16 | vs. South Dakota | * | 31 | 6-13 | 0-1 | 4-4 | 3-2 | 5 | 1 | 1 | 0 | 1 | 0 | 16 |
| 11/23/16 | vs. Vermont | * | 24 | 4-6 | 0-0 | 3-5 | 1-3 | 4 | 4 | 0 | 1 | 0 | 0 | 11 |
| 11/26/16 | CORNELL | * | 20 | 3-5 | 0-0 | 0-2 | 1-3 | 4 | 0 | 0 | 1 | 0 | 0 | 6 |
| 11/29/16 | at LSU | * | 14 | 1-3 | 0-0 | 1-2 | 1-0 | 1 | 3 | 0 | 1 | 0 | 0 | 3 |
| 12/3/16 | PRAIRIE VIEW A&M | | 23 | 3-5 | 0-0 | 2-3 | 4-4 | 8 | 3 | 0 | 1 | 2 | 0 | 8 |
| 12/6/16 | at Arkansas | | | | | | | | | | | | | |
| 12/10/16 | RHODE ISLAND | | | | | | | | | | | | | |
| 12/17/16 | UT RIO GRANDE VALLEY | | | | | | | | | | | | | |
| 12/21/16 | LIBERTY | | | | | | | | | | | | | |
| 12/23/16 | HARVARD | | | | | | | | | | | | | |
| 12/28/16 | * at UConn | | | | | | | | | | | | | |
| 12/31/16 | * at USF | | | | | | | | | | | | | |
| 1/4/17 | * TULSA | | | | | | | | | | | | | |
| 1/7/17 | * CINCINNATI | | | | | | | | | | | | | |
| 1/11/17 | * at East Carolina | | | | | | | | | | | | | |
| 1/14/17 | * at UCF | | | | | | | | | | | | | |
| 1/19/17 | * MEMPHIS | | | | | | | | | | | | | |
| 1/21/17 | * at SMU | | | | | | | | | | | | | |
| 1/24/17 | * TULANE | | | | | | | | | | | | | |
| 1/28/17 | * TEMPLE | | | | | | | | | | | | | |
| 2/1/17 | * UCF | | | | | | | | | | | | | |
| 2/8/17 | * at Tulane | | | | | | | | | | | | | |
| 2/11/17 | * at Tulsa | | | | | | | | | | | | | |
| 2/18/17 | * SMU | | | | | | | | | | | | | |
| 2/22/17 | * UConn | | | | | | | | | | | | | |
| 2/26/17 | * at Memphis | | | | | | | | | | | | | |
| 3/2/17 | * at Cincinnati | | | | | | | | | | | | | |
| 3/5/17 | * EAST CAROLINA | | | | | | | | | | | | | |

CAREER STATISTICS

| Year | GP-GS | MP | FG-FGA | Pct | 3P-A | Pct | FT-FTA | Pct | Off-Def | Reb - Avg | PF-DQ | Ast | TO | Blk | Stl | Pts - Avg |
|---------------|---------------|--------------|----------------|-------------|---------------|-------------|----------------|-------------|----------------|------------------|--------------|-----------|------------|------------|-----------|------------------|
| 2013-14 | 31-10 | 595 | 81-174 | .466 | 10-26 | .385 | 49-71 | .690 | 41-93 | 134 - 4.3 | 70-1 | 16 | 42 | 37 | 13 | 221 - 7.1 |
| 2014-15 | 32-32 | 877 | 108-267 | .404 | 37-115 | .322 | 63-100 | .630 | 69-111 | 180 - 5.6 | 80-0 | 34 | 43 | 42 | 17 | 316 - 9.9 |
| 2015-16 | 32-12 | 566 | 77-136 | .566 | 4-17 | .235 | 34-68 | .500 | 63-55 | 118 - 3.7 | 79-2 | 7 | 31 | 28 | 9 | 192 - 6.0 |
| 2016-17 | 7-6 | 157 | 28-47 | .596 | 0-1 | .000 | 15-21 | .714 | 13-18 | 31 - 4.4 | 16-0 | 2 | 6 | 4 | 0 | 71 - 10.1 |
| Totals | 102-60 | 2,195 | 294-624 | .471 | 51-159 | .321 | 161-260 | .619 | 186-277 | 463 - 4.5 | 245-3 | 59 | 122 | 111 | 39 | 800 - 7.8 |



#33 KYLE MEYER

Center

6-10 • 225 • Senior-1L

Atlanta, Ga. (Northview HS)

Eastern Florida State College

Sociology

CAREER HIGHS

Points

9, vs. Vermont (11/23/16)

Field Goals Made

3, vs. Vermont (11/23/16)

Field Goal Attempts

6, vs. Vermont (11/23/16)

3-Point Field Goals Made

1, vs. Vermont (11/23/16);

1, at #8/NR SMU (1/19/16)

1, vs. Maryland-Eastern Shore (11/14/13)

3-Point Field Goal Attempts

3, vs. Vermont (11/23/16)

Free Throws Made

3, vs. Eastern Illinois (12/19/15)

Free Throw Attempts

6, vs. Eastern Illinois (12/19/15)

Rebounds

9, vs. Tulane (1/5/16)

Assists

3, at UCF (2/24/16)

Steals

3, at Rhode Island (12/8/15)

Blocked Shots

2, vs. Nicholls (12/28/15);

2, vs. Murray State (12/5/15)

Minutes Played

21, done three times; Most recently

vs. Vermont (11/23/16)

Italics indicates accomplished at Iowa

SENIOR (2016-17)

Made his season debut in the Cougars' season-opening win against Morgan State inside Hofheinz Pavilion... Finished with eight points on 3-of-5 shooting and added three rebounds and a pair of assists against the Bears... Scored nine points with four rebounds to help lead Cougars to Gulf Coast Showcase championship over Vermont.

2016-17 GAME-BY-GAME STATISTICS

| Date | Opponent | GS | Min | FG-A | 3FG-FGA | FT-FTA | OR-DR | Tot | PF | A | TO | Blk | Stl | Pts |
|----------|-----------------------------|----|-----|------|---------|--------|-------|-----|----|---|----|-----|-----|-----|
| 11/11/16 | MORGAN STATE | | 11 | 3-5 | 0-1 | 2-3 | 0-3 | 3 | 0 | 2 | 0 | 0 | 0 | 8 |
| 11/21/16 | vs. George Mason | | 15 | 2-3 | 0-0 | 0-0 | 2-1 | 3 | 3 | 0 | 1 | 1 | 0 | 4 |
| 11/22/16 | vs. South Dakota | | 4 | 0-1 | 0-0 | 0-0 | 1-0 | 1 | 1 | 0 | 0 | 0 | 0 | 0 |
| 11/23/16 | vs. Vermont | | 21 | 4-6 | 1-3 | 0-0 | 3-1 | 4 | 1 | 1 | 1 | 1 | 0 | 9 |
| 11/26/16 | CORNELL | | 9 | 0-2 | 0-0 | 0-0 | 2-0 | 2 | 0 | 0 | 1 | 0 | 0 | 0 |
| 11/29/16 | at LSU | | 8 | 0-2 | 0-2 | 0-0 | 1-1 | 2 | 3 | 0 | 2 | 0 | 0 | 0 |
| 12/3/16 | PRAIRIE VIEW A&M | * | 14 | 1-1 | 0-0 | 1-2 | 2-1 | 3 | 2 | 0 | 1 | 1 | 0 | 3 |
| 12/6/16 | at Arkansas | | | | | | | | | | | | | |
| 12/10/16 | RHODE ISLAND | | | | | | | | | | | | | |
| 12/17/16 | UT RIO GRANDE VALLEY | | | | | | | | | | | | | |
| 12/21/16 | LIBERTY | | | | | | | | | | | | | |
| 12/23/16 | HARVARD | | | | | | | | | | | | | |
| 12/28/16 | * at UConn | | | | | | | | | | | | | |
| 12/31/16 | * at USF | | | | | | | | | | | | | |
| 1/4/17 | * TULSA | | | | | | | | | | | | | |
| 1/7/17 | * CINCINNATI | | | | | | | | | | | | | |
| 1/11/17 | * at East Carolina | | | | | | | | | | | | | |
| 1/14/17 | * at UCF | | | | | | | | | | | | | |
| 1/19/17 | * MEMPHIS | | | | | | | | | | | | | |
| 1/21/17 | * at SMU | | | | | | | | | | | | | |
| 1/24/17 | * TULANE | | | | | | | | | | | | | |
| 1/28/17 | * TEMPLE | | | | | | | | | | | | | |
| 2/1/17 | * UCF | | | | | | | | | | | | | |
| 2/8/17 | * at Tulane | | | | | | | | | | | | | |
| 2/11/17 | * at Tulsa | | | | | | | | | | | | | |
| 2/18/17 | * SMU | | | | | | | | | | | | | |
| 2/22/17 | * UCONN | | | | | | | | | | | | | |
| 2/26/17 | * at Memphis | | | | | | | | | | | | | |
| 3/2/17 | * at Cincinnati | | | | | | | | | | | | | |
| 3/5/17 | * EAST CAROLINA | | | | | | | | | | | | | |

CAREER STATISTICS

| Year | GP-GS | MP | FG-FGA | Pct | 3P-A | Pct | FT-FTA | Pct | Off-Def | Reb - Avg | PF-DQ | Ast | TO | Blk | Stl | Pts - Avg |
|--------------------|--------------|------------|--------------|-------------|-------------|-------------|--------------|-------------|--------------|------------------|-------------|-----------|-----------|-----------|-----------|------------------|
| 2012-13 (at Iowa) | | | | | | | | | | | | | | | | |
| 2013-14 (at Iowa) | 12-0 | 49 | 2-10 | .200 | 1-5 | .200 | 1-2 | .500 | 4-11 | 15 - 1.5 | 5-0 | 4 | 5 | 1 | 1 | 6 - 0.6 |
| 2014-15 | | | | | | | | | | | | | | | | |
| 2015-16 | 32-22 | 446 | 29-66 | .439 | 1-11 | .091 | 18-26 | .692 | 33-53 | 86 - 2.7 | 60-0 | 14 | 23 | 20 | 12 | 77 - 2.4 |
| 2016-17 | 7-1 | 82 | 10-20 | .500 | 1-6 | .167 | 3-5 | .600 | 11-7 | 18 - 2.6 | 10-0 | 3 | 6 | 3 | 0 | 24 - 3.4 |
| UH Totals | 39-23 | 528 | 39-86 | .453 | 2-17 | .118 | 21-31 | .677 | 44-60 | 104 - 2.7 | 70-0 | 17 | 29 | 23 | 12 | 101 - 2.6 |
| Iowa Totals | 12-0 | 49 | 2-10 | .200 | 1-5 | .200 | 1-2 | .500 | 4-11 | 15 - 1.5 | 5-0 | 4 | 5 | 1 | 1 | 6 - 0.5 |
| Totals | 51-23 | 577 | 41-96 | .427 | 3-22 | .136 | 22-33 | .667 | 48-71 | 119 - 2.3 | 75-0 | 21 | 34 | 24 | 13 | 107 - 2.1 |



#13 BERTRAND NKALI

Center

6-8 • 240 • r-Senior-RS (RS '14-15)

Bertoua, Cameroon
(Arlington Country Day [Jacksonville, Fla.])

Lee JC

2016 Graduate in Health

Post-baccalaureate work in technology in '16-17

CAREER HIGHS

Points

9, vs. Prairie View A&M (11/18/15)

Field Goals Made

3, vs. Prairie View A&M (11/18/15)

Field Goal Attempts

4, vs. Prairie View A&M (11/18/15)

3-Point Field Goals Made

None

3-Point Field Goal Attempts

None

Free Throws Made

3, vs. Prairie View A&M (11/18/15)

Free Throw Attempts

3, at LSU (11/29/16);
3, vs. Prairie View A&M (11/18/15)

Rebounds

8, at LSU (11/29/16)

Assists

1, vs. UCF (2/13/16);
1, at Tulsa (2/7/16)

Steals

1, done four times; Most recently
vs. UCF (2/13/16)

Blocked Shots

3, at LSU (11/29/16);
3, vs. USF (1/23/16)

Minutes Played

26, vs. Memphis (2/10/16)

SENIOR (2016-17)

Made his season debut in the Cougars' season-opening win against Morgan State inside Hofheinz Pavilion... Finished with two rebounds against the Bears... Posted two points with five rebounds and two blocks in win against Cornell... Led Cougars with eight rebounds and three blocks at LSU.

2016-17 GAME-BY-GAME STATISTICS

| Date | Opponent | GS | Min | FG-A | 3FG-FGA | FT-FTA | OR-DR | Tot | PF | A | TO | Blk | Stl | Pts |
|-------------------------------------|-----------------------------|----|-----|------|---------|--------|-------|-----|----|---|----|-----|-----|-----|
| 11/11/16 | MORGAN STATE | | 10 | 0-2 | 0-0 | 0-0 | 1-1 | 2 | 1 | 0 | 0 | 0 | 0 | 0 |
| 11/21/16 | vs. George Mason | | 6 | 0-0 | 0-0 | 0-1 | 0-1 | 1 | 4 | 0 | 0 | 1 | 0 | 0 |
| 11/22/16 | vs. South Dakota | | 4 | 0-0 | 0-0 | 0-0 | 0-1 | 1 | 0 | 0 | 0 | 0 | 0 | 0 |
| 11/23/16 | vs. Vermont | | | | | | | | | | | | | |
| Did not compete -- Coach's decision | | | | | | | | | | | | | | |
| 11/26/16 | CORNELL | | 9 | 1-2 | 0-0 | 0-0 | 2-3 | 5 | 1 | 0 | 1 | 2 | 0 | 2 |
| 11/29/16 | at LSU | | 26 | 1-2 | 0-0 | 2-3 | 3-5 | 8 | 1 | 0 | 1 | 3 | 0 | 4 |
| 12/3/16 | PRAIRIE VIEW A&M | | 3 | 0-0 | 0-0 | 0-0 | 0-1 | 1 | 1 | 0 | 0 | 1 | 0 | 0 |
| 12/6/16 | at Arkansas | | | | | | | | | | | | | |
| 12/10/16 | RHODE ISLAND | | | | | | | | | | | | | |
| 12/17/16 | UT RIO GRANDE VALLEY | | | | | | | | | | | | | |
| 12/21/16 | LIBERTY | | | | | | | | | | | | | |
| 12/23/16 | HARVARD | | | | | | | | | | | | | |
| 12/28/16 | * at UConn | | | | | | | | | | | | | |
| 12/31/16 | * at USF | | | | | | | | | | | | | |
| 1/4/17 | * TULSA | | | | | | | | | | | | | |
| 1/7/17 | * CINCINNATI | | | | | | | | | | | | | |
| 1/11/17 | * at East Carolina | | | | | | | | | | | | | |
| 1/14/17 | * at UCF | | | | | | | | | | | | | |
| 1/19/17 | * MEMPHIS | | | | | | | | | | | | | |
| 1/21/17 | * at SMU | | | | | | | | | | | | | |
| 1/24/17 | * TULANE | | | | | | | | | | | | | |
| 1/28/17 | * TEMPLE | | | | | | | | | | | | | |
| 2/1/17 | * UCF | | | | | | | | | | | | | |
| 2/8/17 | * at Tulane | | | | | | | | | | | | | |
| 2/11/17 | * at Tulsa | | | | | | | | | | | | | |
| 2/18/17 | * SMU | | | | | | | | | | | | | |
| 2/22/17 | * UCONN | | | | | | | | | | | | | |
| 2/26/17 | * at Memphis | | | | | | | | | | | | | |
| 3/2/17 | * at Cincinnati | | | | | | | | | | | | | |
| 3/5/17 | * EAST CAROLINA | | | | | | | | | | | | | |

CAREER STATISTICS

| Year | GP-GS | MP | FG-FGA | Pct | 3P-A | Pct | FT-FTA | Pct | Off-Def | Reb - Avg | PF-DQ | Ast | TO | Blk | Stl | Pts - Avg |
|---------------|-------------|------------|--------------|-------------|------------|-------------|--------------|-------------|--------------|---------------------|-------------|----------|----------|-----------|----------|-----------------|
| 2014-15 | | | | | | | | | | Redshirt at Houston | | | | | | |
| 2015-16 | 24-4 | 217 | 11-19 | .579 | 0-0 | .000 | 12-24 | .500 | 31-22 | 53 - 2.2 | 41-2 | 2 | 7 | 18 | 4 | 34 - 1.4 |
| 2016-17 | 6-0 | 58 | 2-6 | .333 | 0-0 | .000 | 2-4 | .500 | 6-12 | 18 - 3.0 | 8-0 | 0 | 2 | 7 | 0 | 6 - 1.0 |
| Totals | 30-4 | 275 | 13-25 | .520 | 0-0 | .000 | 14-28 | .500 | 37-34 | 71 - 2.4 | 49-2 | 2 | 9 | 25 | 4 | 40 - 1.3 |



#25 GALEN ROBINSON, Jr.

Guard

6-0 • 190 • Sophomore-1L

Houston, Texas (Westbury Christian)

Health

CAREER HIGHS

Points

19, vs. Tulsa (1/27/16)

Field Goals Made

8, vs. Tulsa (1/27/16)

Field Goal Attempts

14, at East Carolina (1/30/16)

3-Point Field Goals Made

3, vs. Tulsa (1/27/16)

3-Point Field Goal Attempts

6, vs. Wyoming (12/22/15)

Free Throws Made

7, vs. Memphis (2/10/16)

Free Throw Attempts

10, vs. Memphis (2/10/16)

Rebounds

9, vs. South Dakota (11/22/16)

Assists

10, vs. George Mason (11/21/16);

10, vs. Nicholls (12/28/15)

Steals

3, done four times; Most recently at Georgia Tech (3/16/16)

Blocked Shots

2, vs. #12/nr SMU (2/1/16)

Minutes Played

40, at East Carolina (1/30/16)

SOPHOMORE (2016-17)

Posted six assists with only one turnover in the Cougars' season-opening win against Morgan State inside Hofheinz Pavilion... Dished out a game-high 10 assists in opening win over George Mason at Gulf Coast Showcase... Nearly posted a triple-double in win over South Dakota in Gulf Coast Showcase Semifinals... Finished with nine points, nine rebounds and eight assists against Coyotes.

2016-17 GAME-BY-GAME STATISTICS

| Date | Opponent | GS | Min | FG-A | 3FG-FGA | FT-FTA | OR-DR | Tot | PF | A | TO | Blk | Stl | Pts |
|----------|-----------------------------|----|-----|------|---------|--------|-------|-----|----|----|----|-----|-----|-----|
| 11/11/16 | MORGAN STATE | * | 26 | 1-4 | 0-1 | 0-2 | 0-2 | 2 | 3 | 6 | 1 | 0 | 0 | 2 |
| 11/21/16 | vs. George Mason | * | 25 | 0-0 | 0-0 | 0-0 | 0-2 | 2 | 0 | 10 | 3 | 0 | 0 | 0 |
| 11/22/16 | vs. South Dakota | * | 36 | 3-5 | 0-1 | 3-4 | 2-7 | 9 | 2 | 8 | 1 | 0 | 0 | 9 |
| 11/23/16 | vs. Vermont | * | 26 | 2-4 | 0-0 | 0-0 | 0-4 | 4 | 2 | 2 | 3 | 0 | 0 | 4 |
| 11/26/16 | CORNELL | * | 24 | 3-6 | 0-0 | 0-0 | 0-1 | 1 | 3 | 7 | 1 | 0 | 0 | 6 |
| 11/29/16 | at LSU | * | 32 | 3-7 | 0-0 | 0-0 | 0-0 | 0 | 1 | 2 | 5 | 0 | 0 | 6 |
| 12/3/16 | PRAIRIE VIEW A&M | * | 23 | 2-4 | 0-0 | 1-2 | 0-3 | 3 | 3 | 7 | 2 | 0 | 1 | 5 |
| 12/6/16 | at Arkansas | | | | | | | | | | | | | |
| 12/10/16 | RHODE ISLAND | | | | | | | | | | | | | |
| 12/17/16 | UT RIO GRANDE VALLEY | | | | | | | | | | | | | |
| 12/21/16 | LIBERTY | | | | | | | | | | | | | |
| 12/23/16 | HARVARD | | | | | | | | | | | | | |
| 12/28/16 | * at UConn | | | | | | | | | | | | | |
| 12/31/16 | * at USF | | | | | | | | | | | | | |
| 1/4/17 | * TULSA | | | | | | | | | | | | | |
| 1/7/17 | * CINCINNATI | | | | | | | | | | | | | |
| 1/11/17 | * at East Carolina | | | | | | | | | | | | | |
| 1/14/17 | * at UCF | | | | | | | | | | | | | |
| 1/19/17 | * MEMPHIS | | | | | | | | | | | | | |
| 1/21/17 | * at SMU | | | | | | | | | | | | | |
| 1/24/17 | * TULANE | | | | | | | | | | | | | |
| 1/28/17 | * TEMPLE | | | | | | | | | | | | | |
| 2/1/17 | * UCF | | | | | | | | | | | | | |
| 2/8/17 | * at Tulane | | | | | | | | | | | | | |
| 2/11/17 | * at Tulsa | | | | | | | | | | | | | |
| 2/18/17 | * SMU | | | | | | | | | | | | | |
| 2/22/17 | * UCONN | | | | | | | | | | | | | |
| 2/26/17 | * at Memphis | | | | | | | | | | | | | |
| 3/2/17 | * at Cincinnati | | | | | | | | | | | | | |
| 3/5/17 | * EAST CAROLINA | | | | | | | | | | | | | |

CAREER STATISTICS

| Year | GP-GS | MP | FG-FGA | Pct | 3P-A | Pct | FT-FTA | Pct | Off-Def | Reb - Avg | PF-DQ | Ast | TO | Blk | Stl | Pts - Avg |
|---------------|--------------|------------|----------------|-------------|--------------|-------------|--------------|-------------|--------------|-----------------|-------------|------------|-----------|----------|-----------|------------------|
| 2015-16 | 32-22 | 777 | 97-212 | .458 | 18-59 | .305 | 41-59 | .695 | 9-68 | 77 - 2.4 | 65-2 | 110 | 50 | 3 | 32 | 253 - 7.9 |
| 2016-17 | 7-7 | 192 | 14-30 | .467 | 0-2 | .000 | 4-8 | .500 | 2-19 | 21 - 3.0 | 14-0 | 42 | 16 | 0 | 1 | 32 - 4.6 |
| Totals | 39-29 | 969 | 111-242 | .459 | 18-61 | .295 | 45-67 | .672 | 11-87 | 98 - 2.5 | 79-2 | 152 | 66 | 3 | 33 | 285 - 7.3 |



#12 WES VANBECK

Guard

6-2 • 190 • Junior-2L

Houston, Texas (Westside HS)

Kinesiology-Sport Administration

against Cornell... Recorded 10 points with two rebounds and three assists in win against Prairie View A&M.

CAREER HIGHS

Points

15, vs. USF (1/23/16)

Field Goals Made

5, vs. George Mason (11/21/16)

Field Goal Attempts

9, vs. USF (1/23/16);
9, vs. East Carolina (3/8/15)

3-Point Field Goals Made

4, vs. George Mason (11/21/16);
4, vs. USF (3/1/15)

3-Point Field Goal Attempts

7, vs. East Carolina (3/8/15)

Free Throws Made

5, vs. Cornell (11/26/16);
5, vs. USF (1/23/16)

Free Throw Attempts

6, vs. Prairie View A&M (12/3/16)

Rebounds

7, vs. East Carolina (3/8/15)

Assists

9, vs. Morgan State (11/11/16)

Steals

2, done three times; Most recently vs. Morgan State (11/11/16)

Blocked Shots

None

Minutes Played

31, vs. East Carolina (3/8/15)

JUNIOR (2016-17)

Led all players with nine assists and only one turnover in the Cougars' season-opening win against Morgan State inside Hofheinz Pavilion... Added five points with two rebounds and a pair of steals against the Bears... Finished with 14 points, including four 3-pointers, in opening win over George Mason at Gulf Coast Showcase... Posted 10 points with a pair of 3-pointers in win over South Dakota during Gulf Coast Showcase Semifinals... Drained a 3-pointer to pull the Cougars to within one with 55 seconds left during the Gulf Coast Showcase championship win over Vermont... Finished with eight points, four rebounds and a pair of assists against the Catamounts... Posted 12 points with four rebounds in win

2016-17 GAME-BY-GAME STATISTICS

| Date | Opponent | GS | Min | FG-A | 3FG-FGA | FT-FTA | OR-DR | Tot | PF | A | TO | Blk | Stl | Pts |
|----------|-----------------------------|----|-----|------|---------|--------|-------|-----|----|---|----|-----|-----|-----|
| 11/11/16 | MORGAN STATE | 21 | 2-8 | 1-5 | 0-0 | 1-1 | 2 | 5 | 9 | 1 | 1 | 1 | 2 | 5 |
| 11/21/16 | vs. George Mason | 18 | 5-7 | 4-5 | 0-0 | 0-0 | 0 | 4 | 4 | 1 | 0 | 1 | 1 | 14 |
| 11/22/16 | vs. South Dakota | 27 | 3-5 | 2-3 | 2-3 | 0-1 | 1 | 3 | 2 | 1 | 0 | 0 | 0 | 10 |
| 11/23/16 | vs. Vermont | 27 | 2-2 | 2-2 | 2-2 | 1-3 | 4 | 2 | 2 | 0 | 0 | 0 | 0 | 8 |
| 11/26/16 | CORNELL | 22 | 3-5 | 1-1 | 5-5 | 1-3 | 4 | 3 | 1 | 1 | 0 | 1 | 1 | 12 |
| 11/29/16 | at LSU | 11 | 0-2 | 0-1 | 2-2 | 0-2 | 2 | 2 | 0 | 1 | 0 | 0 | 0 | 2 |
| 12/3/16 | PRAIRIE VIEW A&M | 28 | 3-7 | 1-2 | 3-6 | 0-2 | 2 | 4 | 3 | 2 | 1 | 0 | 0 | 10 |
| 12/6/16 | at Arkansas | | | | | | | | | | | | | |
| 12/10/16 | RHODE ISLAND | | | | | | | | | | | | | |
| 12/17/16 | UT RIO GRANDE VALLEY | | | | | | | | | | | | | |
| 12/21/16 | LIBERTY | | | | | | | | | | | | | |
| 12/23/16 | HARVARD | | | | | | | | | | | | | |
| 12/28/16 | * at UConn | | | | | | | | | | | | | |
| 12/31/16 | * at USF | | | | | | | | | | | | | |
| 1/4/17 | * TULSA | | | | | | | | | | | | | |
| 1/7/17 | * CINCINNATI | | | | | | | | | | | | | |
| 1/11/17 | * at East Carolina | | | | | | | | | | | | | |
| 1/14/17 | * at UCF | | | | | | | | | | | | | |
| 1/19/17 | * MEMPHIS | | | | | | | | | | | | | |
| 1/21/17 | * at SMU | | | | | | | | | | | | | |
| 1/24/17 | * TULANE | | | | | | | | | | | | | |
| 1/28/17 | * TEMPLE | | | | | | | | | | | | | |
| 2/1/17 | * UCF | | | | | | | | | | | | | |
| 2/8/17 | * at Tulane | | | | | | | | | | | | | |
| 2/11/17 | * at Tulsa | | | | | | | | | | | | | |
| 2/18/17 | * SMU | | | | | | | | | | | | | |
| 2/22/17 | * UConn | | | | | | | | | | | | | |
| 2/26/17 | * at Memphis | | | | | | | | | | | | | |
| 3/2/17 | * at Cincinnati | | | | | | | | | | | | | |
| 3/5/17 | * EAST CAROLINA | | | | | | | | | | | | | |

CAREER STATISTICS

| Year | GP-GS | MP | FG-FGA | Pct | 3P-A | Pct | FT-FTA | Pct | Off-Def | Reb - Avg | PF-DQ | Ast | TO | Blk | Stl | Pts - Avg |
|---------------|-------------|------------|---------------|-------------|--------------|-------------|--------------|-------------|--------------|-----------------|-------------|-----------|-----------|----------|-----------|------------------|
| 2014-15 | 17-0 | 142 | 15-36 | .417 | 12-25 | .480 | 5-6 | .833 | 6-15 | 21 - 1.2 | 16-0 | 8 | 15 | 0 | 0 | 47 - 2.8 |
| 2015-16 | 21-0 | 158 | 22-47 | .468 | 10-26 | .385 | 18-24 | .750 | 8-18 | 26 - 1.2 | 16-0 | 9 | 9 | 2 | 6 | 72 - 3.4 |
| 2016-17 | 7-0 | 154 | 18-36 | .500 | 11-19 | .579 | 14-18 | .778 | 3-12 | 15 - 2.1 | 23-1 | 21 | 7 | 2 | 4 | 61 - 8.7 |
| Totals | 45-0 | 454 | 55-119 | .462 | 33-70 | .471 | 37-48 | .771 | 17-45 | 62 - 1.4 | 55-1 | 38 | 31 | 4 | 10 | 180 - 4.0 |

THE LAST TIME...

Attempted 25-29 field goals**UH:** 31, Aubrey Coleman, vs. Mississippi State (12/19/09)**Opp:** 25, Josh Adams, vs. Wyoming, Global Sports Classic Championship Round (12/22/15) (W, 94-89 2OT)**Attempted 20-24 field goals****UH:** 24, Devonta Pollard, vs. Memphis (2/10/16) (W, 98-90)**Opp:** 23, Antonio Blakeney, at LSU, (11/29/16) (L, 65-84)**Attempted 15-19 field goals****UH:** 18, Rob Gray, vs. Vermont, Gulf Coast Showcase Championship (11/23/16) (W, 72-71)**Opp:** 19, Matt Morgan, vs. Cornell (11/26/16) (W, 83-53)**Recorded 30+ rebounds****UH:** 37, Elvin Hayes, vs. Centenary (2/10/68)**Opp:** Has not happened**Recorded 25+ rebounds****UH:** 25, Hakeem Olajuwon, vs. Texas Tech (1/12/84)**Opp:** 26, by Tom Owens, South Carolina (2/22/71)**Recorded 20+ rebounds****UH:** 20, TaShawn Thomas, vs. Florida A&M (11/9/12)**Opp:** 20, Adrick McKinney, at TCU (12/4/12) (W, 54-48)**Recorded 15+ rebounds****UH:** 18, TaShawn Thomas, vs. Howard (11/21/13) (W, 75-62, Progressive Legends Classic)**Opp:** 17, John Bohannon, at UTEP (2/27/13) (L, 53-63)**Recorded 10+ rebounds in****4 straight games****UH:** TaShawn Thomas (17, at George Mason, CBI Quarterfinals, 3/25/13; 10, vs. Texas, CBI First Round, 3/20/13; 11, vs. UTEP, C-USA Championship Quarterfinals, 3/14/13; 10, vs. Rice, C-USA Championship First Round, 3/13/13)**Recorded 10+ rebounds in****3 straight games****UH:** Devonta Pollard (10, vs. Houston Baptist, 12/16/14, W, 83-76; 10, vs. Abilene Christian, 12/6/14, W, 71-59; 10, vs. Texas-Pan American, 12/4/14, W, 72-58)**Recorded 10+ rebounds in****2 straight games****UH:** Damyean Dotson (10), vs. LSU (12/13/15) (W, 105-98 OT); (12), at Rhode Island (12/8/15) (L, 57-67)**Recorded 20+ pts/20+ rebs.****UH:** TaShawn Thomas (21 pts., 20 rebs.), vs. Florida A&M (11/9/12)**Opp:** by Kurt Thomas, TCU (26 pts., 20 rebs.) (3/9/95)**Made 9+ 3-pointers****UH:** 9, Robert McKiver, vs. Middle Tennessee (12/1/07)**Opp:** 11, by Dennis Scott, Georgia Tech (12/28/88)**Made 8+ 3-pointers****UH:** 8, Jherrod Stiggers, vs. Mississippi Valley State (12/28/14) (W, 80-53)**Opp:** 8, Nic Moore, at RV/RV SMU (1/24/15) (L, 59-80)**Made 7+ 3-pointers****UH:** 8, Jherrod Stiggers, vs. Mississippi Valley State (12/28/14) (W, 80-53)**Opp:** 8, Nic Moore, at RV/RV SMU (1/24/15) (L, 59-80)**Made 6+ 3-pointers****UH:** 6, Damyean Dotson, vs. Temple (2/21/16) (L, 66-69)**Opp:** 6, Obi Enechionya, vs. Temple (2/21/16) (L, 66-69)**Attempted 11+ three-pointers in a game****UH:** 15, Rob Gray, Jr., at East Carolina (1/30/16) (W, 97-93, 2OT)**Opp:** 13, Matt Morgan, vs. Cornell (11/26/16) (W, 83-53)**Attempted 8-10 three-pointers in a game****UH:** 8, Damyean Dotson, vs. South Dakota, Gulf Coast Showcase (11/22/16) (W, 85-58)**Opp:** 10, Kurt Steidl, vs. Vermont, Gulf Coast Showcase Championship (11/23/16) (W, 72-71)**Attempted 7 three-pointers in a game****UH:** 7, Armoni Brooks, vs. Prairie View A&M (12/3/16) (W, 105-61)**Opp:** 7, Brandon Sampson, at LSU, (11/29/16) (L, 65-84)**Made 15+ free throws****UH:** 17, Kelvin Lewis, at UTEP (1/14/09)**Opp:** 16, Josh Adams, vs. Wyoming, Global Sports Classic Championship Round (12/22/15) (W, 94-89 2OT)**Made 10+ free throws****UH:** 11, Devonta Pollard, vs. Prairie View A&M (11/18/15) (W, 110-69)**Opp:** 10, Shaq Goodwin, vs. Memphis (2/10/16) (W, 98-90)**Recorded 15+ assists****UH:** 15, Randy Brown, vs. Fordham (3/17/88)**Opp:** 17, by Sean Colson, Charlotte (2/8/97)**Recorded 10+ assists****UH:** 10, Galen Robinson, Jr., vs. George Mason, Gulf Coast Showcase (11/21/16) (W, 93-56)**Opp:** 11, Skylar Mays, at LSU, (11/29/16) (L, 65-84)**Recorded 15+ blocks****UH:** 15, Hakeem Olajuwon, vs. Biscayne (12/3/83)**Opp:** Has not happened**Recorded 10+ blocks****UH:** 10, Bo Outlaw, vs. Texas A&M (2/17/93)**Opp:** 10, by Gerrick Morris, USF (2/21/04)**Recorded 5+ blocks****UH:** 5, Danrad Knowles, vs. Texas-Pan American (12/4/14) (W, 72-58)**Opp:** 5, Duop Reath, at LSU, (11/29/16) (L, 65-84)**Recorded 10+ steals****UH:** 11, Clyde Drexler, vs. Syracuse (12/11/82)**Opp:** 10, by B.J. Tyler, Texas (1/29/94)**Recorded 5+ steals****UH:** 5, Devonta Pollard, at USF (12/30/15) (W, 73-67)**Opp:** 5, Farad Cobb, vs. Cincinnati (2/21/15) (L, 53-63)**Played every minute (regulation)****UH:** Devonta Pollard, vs. Tulsa, American Championship Quarterfinal (3/13/15)**Opp:** Jacob Evans, vs. Cincinnati (3/3/16) (W, 69-56)**Two players played every minute (reg.)****UH:** L.J. Rose, LeRon Barnes, at USF (2/17/15) (L, 67-69)**Opp:** by Brian Graham, Brian Swift, Bradley Mosley, vs. USF (2/21/04)**Three players played every minute (reg.)****UH:** 40, Dion Dowell, Richard Young, Robert Lee, vs. Creighton, Outrigger Hotels Rainbow Classic (12/22/06)**Opp:** 40, by Brian Graham, Brian Swift, Bradley Mosley, vs. USF (2/21/04)**Played every minute (OT+)****UH:** 45, LeRon Barnes, vs. UCF (1/6/15) (L, 78-79, OT)**Opp:** 45, Marcel Mosley, vs. Arkansas-Pine Bluff, Continental Tire Las Vegas Classic Regional Round (12/17/14) (L, 56-61 OT)**Played every minute (2OT+)****UH:** 50, Rickie Winslow, Alvin Franklin, vs. Texas Tech (2/5/86)**Opp:** 50, by Albert Thomas, Michael Strickland, vs. TCU, SWC Tournament (3/14/92)**Played every minute (3OT+)****UH:** 60, Clyde Drexler, at TCU (2/17/81)**Opp:** 60, by Deckery Johnson, Warren Bridges, Darrell Browder, at TCU (2/17/81)**Played every minute (4OT+)****UH:** 60, Clyde Drexler, at TCU (2/17/81)**Opp:** 60, by Deckery Johnson, Warren Bridges, Darrell Browder, at TCU (2/17/81)**Fouled out****UH:** Devin Davis, vs. South Dakota, Gulf Coast Showcase (11/22/16) (W, 85-58)**Opp:** Octavius Ellis, vs. Cincinnati (3/3/16) (W, 69-56)**Two players fouled out****UH:** Danrad Knowles, Galen Robinson, Jr. at #8/NR SMU (1/19/16) (L, 73-77)**Opp:** Stone Gettings, Troy Whiteside, vs. Cornell (11/26/16) (W, 83-53)**Three players fouled out****UH:** Devonta Pollard, Ronnie Johnson, Eric Weary, Jr., vs. Wyoming, Global Sports Classic Championship Round (12/22/15) (W, 94-89 2OT)**Opp:** Ben Simmons, Aaron Epps, Tim Quarterman, vs. LSU (12/13/15) (W, 105-98 OT)**Four players fouled out****UH:** Danuel House, Joseph Young, Tione Womack J.J. Thompson, at Tulsa (2/16/13) (L, 92-101, 3OT)**Opp:** NA**Was ejected****UH:** NA**Opp:** Octavius Ellis, vs. Cincinnati (2/21/15) (L, 53-63)

HOUSTON 105, PRAIRIE VIEW A&M 61
Game 7 • Dec. 3, 2016 • Hofheinz Pavilion • Houston

Prairie View A&M 61 • 2-6

| # | Player | Total | | | 3-Ptr | | | Rebounds | | | PF | TP | A | TO | Blk | Stl | Min |
|----|-------------------|--------|--------|--------|--------|--------|--------|----------|-----|-----|----|----|---|----|-----|-----|-----|
| | | FG-FGA | FG-FGA | FT-FTA | FG-FGA | FG-FGA | FT-FTA | Off | Def | Tot | | | | | | | |
| 14 | Zachary Hamilton | f | 3-12 | 2-6 | 7-8 | 0 | 5 | 5 | 3 | 15 | 0 | 1 | 2 | 1 | | 32 | |
| 12 | JD Wallace | c | 0-1 | 0-0 | 0-1 | 1 | 1 | 2 | 2 | 0 | 0 | 1 | 0 | 0 | | 14 | |
| 11 | Ja'Donta Blakley | g | 1-1 | 0-0 | 1-2 | 0 | 0 | 0 | 4 | 3 | 1 | 1 | 0 | 0 | | 13 | |
| 22 | Shaquille Preston | g | 2-5 | 1-2 | 3-4 | 1 | 3 | 4 | 1 | 8 | 3 | 4 | 0 | 2 | | 22 | |
| 25 | Daquan Cook | g | 5-9 | 3-5 | 0-0 | 0 | 0 | 0 | 4 | 13 | 0 | 3 | 0 | 2 | | 25 | |
| 01 | Troy Thompson | g | 0-1 | 0-1 | 0-1 | 0 | 0 | 0 | 0 | 0 | 0 | 2 | 0 | 0 | | 4 | |
| 02 | Avery Lomax | g | 3-4 | 0-0 | 0-0 | 0 | 3 | 3 | 2 | 6 | 1 | 0 | 0 | 0 | | 13 | |
| 03 | Jordan Giddings | g | 1-2 | 0-0 | 3-4 | 1 | 2 | 3 | 3 | 5 | 0 | 1 | 0 | 0 | | 12 | |
| 05 | Tevin Bellinger | g | 1-6 | 0-2 | 0-0 | 0 | 0 | 0 | 1 | 2 | 1 | 1 | 0 | 1 | | 16 | |
| 10 | Lavonne Davis | g | 0-0 | 0-0 | 2-4 | 0 | 4 | 4 | 4 | 2 | 0 | 2 | 0 | 2 | | 14 | |
| 15 | Nolan Wilson | g | 0-0 | 0-0 | 0-0 | 0 | 0 | 0 | 1 | 0 | 0 | 0 | 0 | 0 | | 0+ | |
| 21 | Shay'rone Jett | g | 1-1 | 0-0 | 2-3 | 0 | 0 | 0 | 1 | 4 | 0 | 0 | 0 | 0 | | 9 | |
| 30 | L.J. Westbrook | g | 0-4 | 0-1 | 3-4 | 0 | 2 | 2 | 2 | 3 | 2 | 2 | 0 | 3 | | 26 | |
| | Team | | | | | 1 | 0 | 1 | | | | 1 | | | | 200 | |
| | Totals | | 17-46 | 6-17 | 21-31 | 4 | 20 | 24 | 28 | 61 | 8 | 19 | 2 | 11 | | 200 | |

FG % 1st Half: 8-25 32.0% 2nd half: 9-21 42.9% Game: 17-46 37.0% Deadball
 3FG % 1st Half: 4-7 57.1% 2nd half: 2-10 20.0% Game: 6-17 35.3% Rebounds
 FT % 1st Half: 9-13 69.2% 2nd half: 12-18 66.7% Game: 21-31 67.7% 4

Houston 105 • 6-1

| # | Player | Total | | | 3-Ptr | | | Rebounds | | | PF | TP | A | TO | Blk | Stl | Min |
|----|----------------------|--------|--------|--------|--------|--------|--------|----------|-----|-----|----|----|---|----|-----|-----|-----|
| | | FG-FGA | FG-FGA | FT-FTA | FG-FGA | FG-FGA | FT-FTA | Off | Def | Tot | | | | | | | |
| 15 | DAVIS, Devin | f | 5-7 | 0-0 | 4-10 | 2 | 1 | 3 | 4 | 14 | 0 | 1 | 1 | 0 | | 20 | |
| 33 | MEYER, Kyle | c | 1-1 | 0-0 | 1-2 | 2 | 1 | 3 | 2 | 3 | 0 | 1 | 1 | 0 | | 14 | |
| 21 | DOTSON, Damyeen | g | 7-11 | 2-2 | 0-1 | 5 | 6 | 11 | 1 | 16 | 3 | 4 | 0 | 1 | | 21 | |
| 25 | ROBINSON, Jr., Galen | g | 2-4 | 0-0 | 1-2 | 0 | 3 | 3 | 3 | 5 | 7 | 2 | 0 | 1 | | 23 | |
| 32 | GRAY, Rob | g | 7-12 | 4-4 | 5-6 | 2 | 5 | 7 | 1 | 23 | 5 | 2 | 0 | 2 | | 28 | |
| 00 | KNOWLES, Danrad | g | 3-5 | 0-0 | 2-3 | 4 | 4 | 8 | 3 | 8 | 0 | 1 | 2 | 0 | | 23 | |
| 01 | DUPREE, Xavier | g | 1-2 | 0-1 | 0-0 | 0 | 3 | 3 | 0 | 2 | 1 | 1 | 2 | 1 | | 7 | |
| 03 | BROOKS, Armoni | g | 4-9 | 4-7 | 0-0 | 3 | 2 | 5 | 1 | 12 | 0 | 0 | 0 | 1 | | 21 | |
| 05 | DUNNIGAN, Morris | g | 3-8 | 0-2 | 3-3 | 0 | 2 | 2 | 3 | 9 | 0 | 0 | 0 | 0 | | 11 | |
| 12 | VANBECK, Wes | g | 3-7 | 1-2 | 3-6 | 0 | 2 | 2 | 4 | 10 | 3 | 2 | 1 | 0 | | 28 | |
| 13 | NKALI, Bertrand | g | 0-0 | 0-0 | 0-0 | 0 | 1 | 1 | 1 | 0 | 0 | 0 | 1 | 0 | | 3 | |
| 30 | HIRBOD, Mateen | g | 1-1 | 0-0 | 1-1 | 0 | 0 | 0 | 0 | 3 | 0 | 0 | 0 | 0 | | 1 | |
| | Team | | | | | 1 | 1 | 2 | | | | | | | | 200 | |
| | Totals | | 37-67 | 11-18 | 20-34 | 19 | 31 | 50 | 23 | 105 | 19 | 14 | 8 | 6 | | 200 | |

FG % 1st Half: 15-29 51.7% 2nd half: 22-38 57.9% Game: 37-67 55.2% Deadball
 3FG % 1st Half: 7-8 87.5% 2nd half: 4-10 40.0% Game: 11-18 61.1% Rebounds
 FT % 1st Half: 10-16 62.5% 2nd half: 10-18 55.6% Game: 20-34 58.8% 5

Officials: Pat Adams (R), Rodrick Dixon (U1), Zelton Steed (U2)
 Technical fouls: Prairie View A&M-None. Houston-None.
 Attendance: 3091

| Score by periods | 1st | 2nd | Total |
|------------------|-----|-----|-------|
| Prairie View A&M | 29 | 32 | 61 |
| Houston | 47 | 58 | 105 |

| Points | In | Off | 2nd | Fast | Bench |
|--------|----|-----|-----|------|-------|
| PV | 18 | 15 | 3 | 12 | 22 |
| HOU | 35 | 31 | 20 | 7 | 44 |

Last FG - PV 2nd-00:05, HOU 2nd-00:52.
 Largest lead - PV by 2 1st-18:23, HOU by 48 2nd-00:52.
 PV led for 01:17. HOU led for 38:08. Game was tied for 00:35.

Score tied - 1 time.
 Lead changed - 4 times.

HOUSTON at ARKANSAS

Game 8 • Dec. 6, 2016 • Bud Walton Arena • Fayetteville, Ark.

HOUSTON vs. RHODE ISLAND

Game 9 • Dec. 10, 2016 • Hofheinz Pavilion • Houston

HOUSTON vs. UT RIO GRANDE VALLEY

Game 10 • Dec. 17, 2016 • Hofheinz Pavilion • Houston



2016-17 HOUSTON BASKETBALL
Houston Combined Team Statistics (as of Dec 03, 2016)
All games



| RECORD: | OVERALL | HOME | AWAY | NEUTRAL |
|----------------|---------|------|------|---------|
| ALL GAMES | 6-1 | 3-0 | 0-1 | 3-0 |
| CONFERENCE | 0-0 | 0-0 | 0-0 | 0-0 |
| NON-CONFERENCE | 6-1 | 3-0 | 0-1 | 3-0 |

| # | Player | gp-gs | min | avg | Total | | 3-Point | | F-Throw | | Rebounds | | | pf | dq | a | to | blk | stl | pts | avg | |
|----------------|----------------------|-------|------|------|---------|------|---------|------|---------|-------|----------|-----|-----|------|-----|---|-----|-----|-----|-----|-----|------|
| | | | | | fg-fga | fg% | 3fg-fga | 3fg% | ft-fga | ft% | off | def | tot | | | | | | | | | avg |
| 32 | GRAY, Rob | 7-7 | 205 | 29.3 | 46-89 | .517 | 14-31 | .452 | 30-36 | .833 | 6 | 15 | 21 | 3.0 | 7 | 0 | 24 | 9 | 0 | 10 | 136 | 19.4 |
| 21 | DOTSON, Damyean | 7-7 | 199 | 28.4 | 37-70 | .529 | 20-37 | .541 | 3-4 | .750 | 13 | 29 | 42 | 6.0 | 11 | 0 | 7 | 9 | 1 | 6 | 97 | 13.9 |
| 15 | DAVIS, Devin | 7-7 | 165 | 23.6 | 36-71 | .507 | 1-3 | .333 | 16-30 | .533 | 20 | 32 | 52 | 7.4 | 25 | 1 | 10 | 14 | 3 | 6 | 89 | 12.7 |
| 00 | KNOWLES, Danrad | 7-6 | 157 | 22.4 | 28-47 | .596 | 0-1 | .000 | 15-21 | .714 | 13 | 18 | 31 | 4.4 | 16 | 0 | 2 | 6 | 4 | 0 | 71 | 10.1 |
| 12 | VANBECK, Wes | 7-0 | 154 | 22.0 | 18-36 | .500 | 11-19 | .579 | 14-18 | .778 | 3 | 12 | 15 | 2.1 | 23 | 1 | 21 | 7 | 2 | 4 | 61 | 8.7 |
| 03 | BROOKS, Armoni | 6-0 | 73 | 12.2 | 14-25 | .560 | 9-16 | .563 | 2-2 | 1.000 | 4 | 10 | 14 | 2.3 | 2 | 0 | 1 | 0 | 0 | 1 | 39 | 6.5 |
| 25 | ROBINSON, Jr., Galen | 7-7 | 192 | 27.4 | 14-30 | .467 | 0-2 | .000 | 4-8 | .500 | 2 | 19 | 21 | 3.0 | 14 | 0 | 42 | 16 | 0 | 1 | 32 | 4.6 |
| 05 | DUNNIGAN, Morris | 7-0 | 71 | 10.1 | 11-30 | .367 | 2-10 | .200 | 5-7 | .714 | 1 | 8 | 9 | 1.3 | 10 | 0 | 1 | 1 | 0 | 0 | 29 | 4.1 |
| 33 | MEYER, Kyle | 7-1 | 82 | 11.7 | 10-20 | .500 | 1-6 | .167 | 3-5 | .600 | 11 | 7 | 18 | 2.6 | 10 | 0 | 3 | 6 | 3 | 0 | 24 | 3.4 |
| 01 | DUPREE, Xavier | 6-0 | 36 | 6.0 | 4-10 | .400 | 1-4 | .250 | 0-0 | .000 | 1 | 11 | 12 | 2.0 | 6 | 0 | 3 | 2 | 3 | 4 | 9 | 1.5 |
| 13 | NKALI, Bertrand | 6-0 | 58 | 9.7 | 2-6 | .333 | 0-0 | .000 | 2-4 | .500 | 6 | 12 | 18 | 3.0 | 8 | 0 | 0 | 2 | 7 | 0 | 6 | 1.0 |
| 30 | HIRBOD, Mateen | 5-0 | 8 | 1.6 | 1-2 | .500 | 0-0 | .000 | 1-1 | 1.000 | 0 | 0 | 0 | 0.0 | 0 | 0 | 1 | 1 | 0 | 0 | 3 | 0.6 |
| Team | | | | | | | | | | | 8 | 9 | 17 | | | | | | | | | |
| Total..... | | 7 | 1400 | | 221-436 | .507 | 59-129 | .457 | 95-136 | .699 | 88 | 182 | 270 | 38.6 | 132 | 2 | 115 | 73 | 23 | 32 | 596 | 85.1 |
| Opponents..... | | 7 | 1400 | | 148-377 | .393 | 42-144 | .292 | 97-132 | .735 | 65 | 156 | 221 | 31.6 | 138 | - | 73 | 103 | 20 | 39 | 435 | 62.1 |

| TEAM STATISTICS | HOU | OPP | Date | Opponent | Score | Att. |
|------------------------|---------|---------|------------|--|----------|------|
| SCORING | 596 | 435 | 11/11/16 | MORGAN STATE | w 93-52 | 3005 |
| Points per game | 85.1 | 62.1 | % 11/21/16 | vs George Mason | w 93-56 | 1000 |
| Scoring margin | +23.0 | - | % 11/22/16 | vs South Dakota | w 85-58 | 1000 |
| FIELD GOALS-ATT | 221-436 | 148-377 | % 11/23/16 | vs Vermont | w 72-71 | 1000 |
| Field goal pct | .507 | .393 | 11/26/16 | CORNELL | w 83-53 | 3223 |
| 3 POINT FG-ATT | 59-129 | 42-144 | 11/29/16 | at LSU | L 65-84 | 6695 |
| 3-point FG pct | .457 | .292 | 12/3/16 | PRAIRIE VIEW A&M | w 105-61 | 3091 |
| 3-pt FG made per game | 8.4 | 6.0 | | | | |
| FREE THROWS-ATT | 95-136 | 97-132 | | | | |
| Free throw pct | .699 | .735 | | % - Gulf Coast Showcase (Estero, Fla.) | | |
| F-Throws made per game | 13.6 | 13.9 | | * - American Athletic Conference game | | |
| REBOUNDS | 270 | 221 | | | | |
| Rebounds per game | 38.6 | 31.6 | | | | |
| Rebounding margin | +7.0 | - | | | | |
| ASSISTS | 115 | 73 | | | | |
| Assists per game | 16.4 | 10.4 | | | | |
| TURNOVERS | 73 | 103 | | | | |
| Turnovers per game | 10.4 | 14.7 | | | | |
| Turnover margin | +4.3 | - | | | | |
| Assist/turnover ratio | 1.6 | 0.7 | | | | |
| STEALS | 32 | 39 | | | | |
| Steals per game | 4.6 | 5.6 | | | | |
| BLOCKS | 23 | 20 | | | | |
| Blocks per game | 3.3 | 2.9 | | | | |
| ATTENDANCE | 9319 | 9695 | | | | |
| Home games-Avg/Game | 3-3106 | 1-6695 | | | | |
| Neutral site-Avg/Game | - | 3-1000 | | | | |

| Score by Periods | 1st | 2nd | Totals |
|------------------|-----|-----|--------|
| Houston | 299 | 297 | 596 |
| Opponents | 195 | 240 | 435 |



2016-17 HOUSTON BASKETBALL
Houston Team High/Low Analysis (as of Dec 03, 2016)
All games



Houston - TEAM GAME HIGHS

| | | |
|-----------------------|--------------|----------------------------|
| POINTS | 105 | PRAIRIE VIEW A&M (12/3/16) |
| | 93 | vs George Mason (11/21/16) |
| | 93 | MORGAN STATE (11/11/16) |
| | 85 | vs South Dakota (11/22/16) |
| | 83 | CORNELL (11/26/16) |
| FIELD GOALS MADE | 37 | PRAIRIE VIEW A&M (12/3/16) |
| | 36 | MORGAN STATE (11/11/16) |
| FIELD GOAL ATTEMPTS | 69 | MORGAN STATE (11/11/16) |
| | 67 | PRAIRIE VIEW A&M (12/3/16) |
| FIELD GOAL PERCENTAGE | .552 (37-67) | PRAIRIE VIEW A&M (12/3/16) |
| | .550 (33-60) | CORNELL (11/26/16) |
| 3 PT FIELD GOALS MADE | 13 | vs George Mason (11/21/16) |
| | 11 | PRAIRIE VIEW A&M (12/3/16) |
| | 11 | MORGAN STATE (11/11/16) |
| 3 PT FG ATTEMPTS | 28 | MORGAN STATE (11/11/16) |
| | 22 | vs George Mason (11/21/16) |
| 3 PT FG PERCENTAGE | .611 (11-18) | PRAIRIE VIEW A&M (12/3/16) |
| | .591 (13-22) | vs George Mason (11/21/16) |
| FREE THROWS MADE | 20 | PRAIRIE VIEW A&M (12/3/16) |
| | 18 | at LSU (11/29/16) |
| FREE THROW ATTEMPTS | 34 | PRAIRIE VIEW A&M (12/3/16) |
| | 24 | at LSU (11/29/16) |
| FREE THROW PERCENTAGE | .842 (16-19) | vs South Dakota (11/22/16) |
| | .833 (10-12) | vs George Mason (11/21/16) |
| REBOUNDS | 50 | PRAIRIE VIEW A&M (12/3/16) |
| | 40 | CORNELL (11/26/16) |
| | 40 | vs George Mason (11/21/16) |
| | 40 | MORGAN STATE (11/11/16) |
| ASSISTS | 24 | vs George Mason (11/21/16) |
| | 24 | MORGAN STATE (11/11/16) |
| STEALS | 7 | CORNELL (11/26/16) |
| | 7 | MORGAN STATE (11/11/16) |
| BLOCKED SHOTS | 8 | PRAIRIE VIEW A&M (12/3/16) |
| | 4 | at LSU (11/29/16) |
| TURNOVERS | 14 | PRAIRIE VIEW A&M (12/3/16) |
| | 13 | at LSU (11/29/16) |
| FOULS | 23 | PRAIRIE VIEW A&M (12/3/16) |
| | 21 | CORNELL (11/26/16) |
| | 21 | vs George Mason (11/21/16) |



2016-17 HOUSTON BASKETBALL
Houston High/Low Analysis (as of Dec 03, 2016)
All games



Houston - GAME LOWS

| | | |
|-----------------------|--------------|----------------------------|
| POINTS | 65 | at LSU (11/29/16) |
| | 72 | vs Vermont (11/23/16) |
| | 83 | CORNELL (11/26/16) |
| | 85 | vs South Dakota (11/22/16) |
| | 93 | MORGAN STATE (11/11/16) |
| FIELD GOALS MADE | 21 | vs George Mason (11/21/16) |
| | 29 | at LSU (11/29/16) |
| FIELD GOAL ATTEMPTS | 52 | vs Vermont (11/23/16) |
| | 60 | vs Vermont (11/23/16) |
| | 60 | CORNELL (11/26/16) |
| FIELD GOAL PERCENTAGE | .404 (21-52) | at LSU (11/29/16) |
| | .476 (30-63) | vs South Dakota (11/22/16) |
| 3 PT FIELD GOALS MADE | 4 | CORNELL (11/26/16) |
| | 5 | at LSU (11/29/16) |
| 3 PT FG ATTEMPTS | 11 | CORNELL (11/26/16) |
| | 13 | vs Vermont (11/23/16) |
| 3 PT FG PERCENTAGE | .294 (5-17) | at LSU (11/29/16) |
| | .364 (4-11) | CORNELL (11/26/16) |
| FREE THROWS MADE | 8 | vs Vermont (11/23/16) |
| | 10 | MORGAN STATE (11/11/16) |
| | 10 | vs George Mason (11/21/16) |
| FREE THROW ATTEMPTS | 11 | vs Vermont (11/23/16) |
| | 12 | vs George Mason (11/21/16) |
| FREE THROW PERCENTAGE | .588 (20-34) | PRAIRIE VIEW A&M (12/3/16) |
| | .619 (13-21) | CORNELL (11/26/16) |
| REBOUNDS | 28 | at LSU (11/29/16) |
| | 34 | vs Vermont (11/23/16) |
| ASSISTS | 5 | at LSU (11/29/16) |
| | 12 | CORNELL (11/26/16) |
| STEALS | 2 | vs South Dakota (11/22/16) |
| | 2 | at LSU (11/29/16) |
| BLOCKED SHOTS | 1 | vs Vermont (11/23/16) |
| | 2 | vs South Dakota (11/22/16) |
| | 2 | CORNELL (11/26/16) |
| TURNOVERS | 7 | vs South Dakota (11/22/16) |
| | 8 | MORGAN STATE (11/11/16) |
| FOULS | 14 | at LSU (11/29/16) |
| | 15 | vs Vermont (11/23/16) |



2016-17 HOUSTON BASKETBALL
Houston High/Low Analysis (as of Dec 03, 2016)
All games



Opponent - GAME HIGHS

| | | |
|-----------------------|--------------|----------------------------|
| POINTS | 84 | at LSU (11/29/16) |
| | 71 | vs Vermont (11/23/16) |
| | 61 | PRAIRIE VIEW A&M (12/3/16) |
| | 58 | vs South Dakota (11/22/16) |
| | 56 | vs George Mason (11/21/16) |
| FIELD GOALS MADE | 36 | at LSU (11/29/16) |
| | 25 | vs Vermont (11/23/16) |
| FIELD GOAL ATTEMPTS | 72 | at LSU (11/29/16) |
| | 56 | vs Vermont (11/23/16) |
| FIELD GOAL PERCENTAGE | .500 (36-72) | at LSU (11/29/16) |
| | .446 (25-56) | vs Vermont (11/23/16) |
| 3 PT FIELD GOALS MADE | 14 | vs Vermont (11/23/16) |
| | 8 | at LSU (11/29/16) |
| 3 PT FG ATTEMPTS | 32 | vs Vermont (11/23/16) |
| | 28 | CORNELL (11/26/16) |
| 3 PT FG PERCENTAGE | .444 (8-18) | at LSU (11/29/16) |
| | .438 (14-32) | vs Vermont (11/23/16) |
| FREE THROWS MADE | 21 | PRAIRIE VIEW A&M (12/3/16) |
| | 19 | MORGAN STATE (11/11/16) |
| FREE THROW ATTEMPTS | 31 | PRAIRIE VIEW A&M (12/3/16) |
| | 24 | vs South Dakota (11/22/16) |
| | 24 | MORGAN STATE (11/11/16) |
| FREE THROW PERCENTAGE | .833 (15-18) | CORNELL (11/26/16) |
| | .792 (19-24) | MORGAN STATE (11/11/16) |
| REBOUNDS | 46 | at LSU (11/29/16) |
| | 33 | vs Vermont (11/23/16) |
| ASSISTS | 23 | at LSU (11/29/16) |
| | 16 | vs Vermont (11/23/16) |
| STEALS | 11 | PRAIRIE VIEW A&M (12/3/16) |
| | 7 | at LSU (11/29/16) |
| | 7 | CORNELL (11/26/16) |
| BLOCKED SHOTS | 9 | at LSU (11/29/16) |
| | 3 | vs Vermont (11/23/16) |
| TURNOVERS | 19 | PRAIRIE VIEW A&M (12/3/16) |
| | 19 | CORNELL (11/26/16) |
| FOULS | 28 | PRAIRIE VIEW A&M (12/3/16) |
| | 22 | at LSU (11/29/16) |



2016-17 HOUSTON BASKETBALL
Houston High/Low Analysis (as of Dec 03, 2016)
All games



Opponent - GAME LOWS

| | | |
|-----------------------|--------------|----------------------------|
| POINTS | 52 | MORGAN STATE (11/11/16) |
| | 53 | CORNELL (11/26/16) |
| | 56 | vs George Mason (11/21/16) |
| | 58 | vs South Dakota (11/22/16) |
| | 61 | PRAIRIE VIEW A&M (12/3/16) |
| FIELD GOALS MADE | 15 | MORGAN STATE (11/11/16) |
| | 16 | CORNELL (11/26/16) |
| FIELD GOAL ATTEMPTS | 46 | PRAIRIE VIEW A&M (12/3/16) |
| | 50 | MORGAN STATE (11/11/16) |
| | 50 | vs George Mason (11/21/16) |
| FIELD GOAL PERCENTAGE | .300 (15-50) | MORGAN STATE (11/11/16) |
| | .308 (16-52) | CORNELL (11/26/16) |
| 3 PT FIELD GOALS MADE | 2 | vs South Dakota (11/22/16) |
| | 3 | MORGAN STATE (11/11/16) |
| | 3 | vs George Mason (11/21/16) |
| 3 PT FG ATTEMPTS | 12 | vs George Mason (11/21/16) |
| | 16 | MORGAN STATE (11/11/16) |
| 3 PT FG PERCENTAGE | .095 (2-21) | vs South Dakota (11/22/16) |
| | .188 (3-16) | MORGAN STATE (11/11/16) |
| FREE THROWS MADE | 4 | at LSU (11/29/16) |
| | 7 | vs Vermont (11/23/16) |
| FREE THROW ATTEMPTS | 9 | vs Vermont (11/23/16) |
| | 9 | at LSU (11/29/16) |
| FREE THROW PERCENTAGE | .444 (4-9) | at LSU (11/29/16) |
| | .677 (21-31) | PRAIRIE VIEW A&M (12/3/16) |
| REBOUNDS | 24 | PRAIRIE VIEW A&M (12/3/16) |
| | 25 | vs George Mason (11/21/16) |
| ASSISTS | 4 | MORGAN STATE (11/11/16) |
| | 6 | vs South Dakota (11/22/16) |
| STEALS | 2 | vs South Dakota (11/22/16) |
| | 3 | vs George Mason (11/21/16) |
| BLOCKED SHOTS | 1 | vs George Mason (11/21/16) |
| | 1 | CORNELL (11/26/16) |
| TURNOVERS | 10 | vs Vermont (11/23/16) |
| | 12 | vs South Dakota (11/22/16) |
| | 12 | at LSU (11/29/16) |
| FOULS | 14 | vs Vermont (11/23/16) |
| | 15 | vs George Mason (11/21/16) |



2016-17 HOUSTON BASKETBALL
Houston Player High/Low Analysis (as of Dec 03, 2016)
All games



Houston - INDIVIDUAL GAME HIGHS

| | | |
|--------------------------|-------------|---|
| Points | 23 | GRAY, Rob vs Prairie View A&M (12/3/16) |
| | 23 | GRAY, Rob vs George Mason (11/21/16) |
| | 22 | GRAY, Rob vs Morgan State (11/11/16) |
| | 21 | DOTSON, Damyeen vs South Dakota (11/22/16) |
| | 20 | GRAY, Rob vs Vermont (11/23/16) |
| Field Goals Made | 9 | GRAY, Rob vs Vermont (11/23/16) |
| | 8 | DAVIS, Devin vs Cornell (11/26/16) |
| | 8 | DOTSON, Damyeen vs South Dakota (11/22/16) |
| | 8 | DAVIS, Devin vs Morgan State (11/11/16) |
| Field Goal Att. | 18 | GRAY, Rob vs Vermont (11/23/16) |
| | 15 | DOTSON, Damyeen vs South Dakota (11/22/16) |
| FG Pct (min 5 made) | .857 (6-7) | KNOWLES, Danrad vs Morgan State (11/11/16) |
| | .727 (8-11) | DAVIS, Devin vs Cornell (11/26/16) |
| 3-Point FG Made | 4 | GRAY, Rob vs Prairie View A&M (12/3/16) |
| | 4 | BROOKS, Armoni vs Prairie View A&M (12/3/16) |
| | 4 | DOTSON, Damyeen vs South Dakota (11/22/16) |
| | 4 | DOTSON, Damyeen vs George Mason (11/21/16) |
| | 4 | VANBECK, Wes vs George Mason (11/21/16) |
| | 4 | GRAY, Rob vs Morgan State (11/11/16) |
| 3-Point FG Att. | 8 | DOTSON, Damyeen vs South Dakota (11/22/16) |
| | 8 | GRAY, Rob vs Morgan State (11/11/16) |
| 3-Pt FG Pct (min 2 made) | 1.000 (4-4) | GRAY, Rob vs Prairie View A&M (12/3/16) |
| | 1.000 (2-2) | DOTSON, Damyeen vs Prairie View A&M (12/3/16) |
| | 1.000 (2-2) | VANBECK, Wes vs Vermont (11/23/16) |
| | 1.000 (2-2) | DUNNIGAN, Morris vs South Dakota (11/22/16) |
| Free Throws Made | 6 | GRAY, Rob at LSU (11/29/16) |
| | 6 | GRAY, Rob vs George Mason (11/21/16) |
| Free Throw Att. | 10 | DAVIS, Devin vs Prairie View A&M (12/3/16) |
| | 7 | DAVIS, Devin at LSU (11/29/16) |
| FT Pct (min 3 made) | 1.000 (6-6) | GRAY, Rob at LSU (11/29/16) |
| | 1.000 (6-6) | GRAY, Rob vs George Mason (11/21/16) |
| | 1.000 (5-5) | VANBECK, Wes vs Cornell (11/26/16) |
| | 1.000 (4-4) | KNOWLES, Danrad vs South Dakota (11/22/16) |
| | 1.000 (3-3) | DUNNIGAN, Morris vs Prairie View A&M (12/3/16) |
| | 1.000 (3-3) | KNOWLES, Danrad vs George Mason (11/21/16) |
| Rebounds | 12 | DAVIS, Devin vs Morgan State (11/11/16) |
| | 11 | DOTSON, Damyeen vs Prairie View A&M (12/3/16) |
| Assists | 10 | ROBINSON, Jr., Galen vs George Mason (11/21/16) |
| | 9 | VANBECK, Wes vs Morgan State (11/11/16) |
| Steals | 3 | GRAY, Rob vs Cornell (11/26/16) |
| | 2 | GRAY, Rob vs Prairie View A&M (12/3/16) |
| | 2 | DUPREE, Xavier vs Cornell (11/26/16) |
| | 2 | DOTSON, Damyeen vs Vermont (11/23/16) |
| | 2 | DOTSON, Damyeen vs George Mason (11/21/16) |
| | 2 | GRAY, Rob vs Morgan State (11/11/16) |
| | 2 | VANBECK, Wes vs Morgan State (11/11/16) |
| | 2 | DAVIS, Devin vs Morgan State (11/11/16) |
| Blocked Shots | 3 | NKALL, Bertrand at LSU (11/29/16) |
| | 2 | DUPREE, Xavier vs Prairie View A&M (12/3/16) |
| | 2 | KNOWLES, Danrad vs Prairie View A&M (12/3/16) |
| | 2 | NKALL, Bertrand vs Cornell (11/26/16) |
| | 2 | ROBINSON, Jr., Galen vs George Mason (11/21/16) |

| | | |
|---------|----|---|
| Fouls | 5 | DAVIS, Devin vs South Dakota (11/22/16) |
| | 5 | VANBECK, Wes vs Morgan State (11/11/16) |
| Minutes | 36 | GRAY, Rob vs Vermont (11/23/16) |
| | 36 | ROBINSON, Jr., Galen vs South Dakota (11/22/16) |
| | 35 | DOTSON, Damyeen at LSU (11/29/16) |
| | 35 | DOTSON, Damyeen vs Vermont (11/23/16) |
| | 32 | ROBINSON, Jr., Galen at LSU (11/29/16) |
| | 32 | DOTSON, Damyeen vs South Dakota (11/22/16) |



2016-17 HOUSTON BASKETBALL
Houston Opponent High/Low Analysis (as of Dec 03, 2016)
All games



OPPONENT INDIVIDUAL GAME HIGHS

| | | |
|--------------------------|-------------|---|
| Points | 23 | BLAKENEY, Antonio at LSU (11/29/16) |
| | 23 | Morgan, Matt vs Cornell (11/26/16) |
| | 18 | KENDLEY, Tiwan vs Morgan State (11/11/16) |
| | 17 | Duncan, Ernie vs Vermont (11/23/16) |
| | 16 | SAMPSON, Brandon at LSU (11/29/16) |
| | 16 | Steidl, Kurt vs Vermont (11/23/16) |
| | 16 | CARR, Phillip vs Morgan State (11/11/16) |
| Field Goals Made | 10 | BLAKENEY, Antonio at LSU (11/29/16) |
| | 8 | Morgan, Matt vs Cornell (11/26/16) |
| Field Goal Att. | 23 | BLAKENEY, Antonio at LSU (11/29/16) |
| | 19 | Morgan, Matt vs Cornell (11/26/16) |
| FG Pct (min 5 made) | 1.000 (5-5) | EPPS, Aaron at LSU (11/29/16) |
| | .667 (6-9) | SAMPSON, Brandon at LSU (11/29/16) |
| 3-Point FG Made | 5 | Morgan, Matt vs Cornell (11/26/16) |
| | 4 | SAMPSON, Brandon at LSU (11/29/16) |
| | 4 | Steidl, Kurt vs Vermont (11/23/16) |
| | 4 | Duncan, Ernie vs Vermont (11/23/16) |
| 3-Point FG Att. | 13 | Morgan, Matt vs Cornell (11/26/16) |
| | 10 | Steidl, Kurt vs Vermont (11/23/16) |
| 3-Pt FG Pct (min 2 made) | .667 (2-3) | CARR, Phillip vs Morgan State (11/11/16) |
| | .600 (3-5) | Daquan Cook vs Prairie View A&M (12/3/16) |
| | .600 (3-5) | BLAKENEY, Antonio at LSU (11/29/16) |
| | .600 (3-5) | Henson, Payton vs Vermont (11/23/16) |
| Free Throws Made | 7 | Zachary Hamilton vs Prairie View A&M (12/3/16) |
| | 7 | Dickerson, Trey vs South Dakota (11/22/16) |
| Free Throw Att. | 8 | Zachary Hamilton vs Prairie View A&M (12/3/16) |
| | 8 | Dickerson, Trey vs South Dakota (11/22/16) |
| FT Pct (min 3 made) | 1.000 (5-5) | Fallas, JoJo vs Cornell (11/26/16) |
| | 1.000 (4-4) | CARR, Phillip vs Morgan State (11/11/16) |
| | 1.000 (3-3) | Smith, Darryl vs Cornell (11/26/16) |
| Rebounds | 9 | VICTOR II, Craig at LSU (11/29/16) |
| | 8 | BLAKENEY, Antonio at LSU (11/29/16) |
| Assists | 11 | MAYS, Skylar at LSU (11/29/16) |
| | 4 | BLAKENEY, Antonio at LSU (11/29/16) |
| Steals | 4 | VICTOR II, Craig at LSU (11/29/16) |
| | 3 | L.J. Westbrook vs Prairie View A&M (12/3/16) |
| | 3 | Fallas, JoJo vs Cornell (11/26/16) |
| Blocked Shots | 5 | REATH, Duop at LSU (11/29/16) |
| | 3 | SAMPSON, Brandon at LSU (11/29/16) |
| Turnovers | 4 | Shaquille Preston vs Prairie View A&M (12/3/16) |
| | 4 | Gettings, Stone vs Cornell (11/26/16) |
| | 4 | Hatter, Robert vs Cornell (11/26/16) |
| | 4 | KENDLEY, Tiwan vs Morgan State (11/11/16) |
| Fouls | 5 | Whiteside, Troy vs Cornell (11/26/16) |
| | 5 | Gettings, Stone vs Cornell (11/26/16) |



2016-17 HOUSTON BASKETBALL
Houston Team Game-by-Game Comparison (as of Dec 03, 2016)
All games



| Opponent | 1st | 2nd | Score | Mar | Total FG | FG Pct | 3-Pointers | 3FG Pct | Free Throws | FT Pct | Rebounds | Assist | T/Over | Block | Steal | Fouls |
|------------------|-------|-------|--------|------|-------------|-----------|------------|-----------|-------------|-----------|------------|--------|--------|-------|-------|-------|
| MORGAN STATE | 45/19 | 48/33 | 93-52 | +41 | 36-69/15-50 | .522/.300 | 11-28/3-16 | .393/.188 | 10-15/19-24 | .667/.792 | 40/32 +8 | 24/4 | 8/17 | 3/2 | 7/5 | 20/19 |
| George Mason | 48/26 | 45/30 | 93-56 | +37 | 35-65/20-50 | .538/.400 | 13-22/3-12 | .591/.250 | 10-12/13-17 | .833/.765 | 40/25 +15 | 24/7 | 10/14 | 3/1 | 4/3 | 21/15 |
| South Dakota | 39/30 | 46/28 | 85-58 | +27 | 30-63/19-51 | .476/.373 | 9-20/2-21 | .450/.095 | 16-19/18-24 | .842/.750 | 38/30 +8 | 16/6 | 7/12 | 2/2 | 2/2 | 18/19 |
| Vermont | 37/26 | 35/45 | 72-71 | +1 | 29-60/25-56 | .483/.446 | 6-13/14-32 | .462/.438 | 8-11/7-9 | .727/.778 | 34/33 +1 | 15/16 | 9/10 | 1/3 | 4/4 | 15/14 |
| CORNELL | 45/26 | 38/27 | 83-53 | +30 | 33-60/16-52 | .550/.308 | 4-11/6-28 | .364/.214 | 13-21/15-18 | .619/.833 | 40/31 +9 | 12/9 | 12/19 | 2/1 | 7/7 | 21/21 |
| LSU | 38/39 | 27/45 | 65-84 | (19) | 21-52/36-72 | .404/.500 | 5-17/8-18 | .294/.444 | 18-24/4-9 | .750/.444 | 28/46 (18) | 5/23 | 13/12 | 4/9 | 2/7 | 14/22 |
| PRAIRIE VIEW A&M | 47/29 | 58/32 | 105-61 | +44 | 37-67/17-46 | .552/.370 | 11-18/6-17 | .611/.353 | 20-34/21-31 | .588/.677 | 50/24 +26 | 19/8 | 14/19 | 8/2 | 6/11 | 23/28 |

Note: Game totals are displayed in the format TEAM/OPPONENT for each category