

FLORIDA™

MEN'S BASKETBALL

Release Date: Dec. 27, 2016



#25 Florida (9-3/0-0 SEC) vs. Arkansas (11-1/0-0 SEC)

Bud Walton Arena (19,200) | Fayetteville, Ark.
Game 13 | Dec. 29, 2016 | 9 p.m.



COACHES

Mike White

30-18 | 2nd season at Florida
313-163 | 15th season overall

Mike Anderson

113-65 | 6th season at Arkansas
313-163 | 15th season overall

BROADCAST INFORMATION

TV: SEC Network
Streaming | WatchESPN
Play-by-Play: Mike Morgan
Analyst: Jon Sundvold

Radio | Gator IMG Sports Network

Play-by-Play: Mick Hubert
Analyst: Bill Koss

TICKET INFORMATION

ArkansasRazorbacks.com

SOCIAL MEDIA

Facebook, Twitter & Instagram: @GatorsMBK

NOTABLE NUMBERS

11

Kasey Hill dished a career-best 11 assists vs. Little Rock and added 11 points for his first career double-double. The 11 dimes marked the most by a Gator since Nick Calathes dished 13 in 2009 vs. Georgia.

5th

Hill is one assist away from tying Vernon Delancy for 5th all-time at UF (427). Last game, he passed both Greg Williams and Scottie Wilbekin on the all-time list.

16

The Gators knocked down 16 3-pointers in their last game, the most for UF in a home game since 1999.

.706

Over the past two games, Devin Robinson is shooting 12-for-17 from the field and is 5-for-6 from beyond the arc.

7

The last time the Gators played at Fayetteville, they overcame a seven-point deficit with under five minutes remaining to force overtime on Scottie Wilbekin's bank shot with :02 remaining. UF then posted an 18-16 advantage in overtime to claim the 84-82 win, which propelled the team to its 18-0 SEC mark in 2014.

28

The Gators play an SEC opponent prior to the new year for the first time in 28 years, last doing so vs. LSU on Dec. 10, 1988.

- Florida leads the all-time series vs. Arkansas, 20-11, including a 2-0 mark under head coach Mike White. The Gators are 5-8 on the road at Arkansas.
- UF holds a five-game winning streak in the series and has taken 10 of the past 11 meetings.
- The Gators have also won four straight SEC openers. This marks the first time UF plays Arkansas in its SEC opener since 2004-05, an 82-74 win in Gainesville. Florida last played at Arkansas in the SEC opener in 1995-96, a 75-60 Razorbacks win.
- The Gators come into league play off their first home game of the season, a 94-71 win vs. Little Rock in which they went 16-for-31 from 3-point range and had seven different players knock down a shot from long range.
- Florida got back on track with an 87-46 rout of Charlotte in the Orange Bowl Classic after suffering back-to-back losses for the first time this season. Devin Robinson was named MVP of the game with 15 points and nine rebounds.
- UF bounced back from its first loss of the season to defeat Miami after coming up short against 11th-ranked Gonzaga. The Gators posted a 31-17 advantage over the final 15 minutes to win the game, sparked by Keith Stone's 15 points and team-high eight rebounds off the bench.
- The Gators posted a hard-fought 81-76 win vs. Seton Hall, with KeVaughn Allen (21) and Canyon Barry (20) both topping 20 points. Barry scored six points during a 10-0 second-half run that turned a five-point UF deficit into a five-point lead.
- Six different players led the team in scoring within the first eight games of the season, and eight players had at least one double-figure scoring game in that time.
- Devin Robinson has emerged as a more consistent performer and vocal leader in the early going of his junior season, while Canyon Barry gives the Gators a scoring threat at all three levels off the bench.
- John Egbunu has had a remarkable emergence as a more proficient shot-blocker recently, swatting four in each of the Gators' three AdvoCare Invitational games.
- Preseason All-SEC guard KeVaughn Allen leads the Gators in scoring, with the ability to score in bunches when he makes himself the aggressor on the offensive end.
- Justin Leon continues to be a steady effort and hustle guy, while also providing great consistency as a spot-up 3-point threat.
- Kasey Hill became the 10th Gator in history to reach 400 career assists, recently passing Taurean Green in the record books.
- Despite coming off the bench, Chris Chiozza has provided a steady veteran presence in the backcourt with the ability to make an impact on the game whether scoring or not.
- Kevarrius Hayes has grown into a capable post player, who is especially effective defensively and gives consistent effort, while Keith Stone broke out for 15 points and eight rebounds in the win vs. Miami.

NOVEMBER

11	vs. FGCU (Jacksonville)	SECN +	W	80-59
13	vs. Mercer (Jacksonville)	ESPNU	W	76-54
17	vs. St. Bonaventure (Lakeland)	SECN +	W	73-66
21	vs. Belmont (Tampa)	SECN	W	78-61
24	vs. Seton Hall (Orlando)	ESPN2	W	81-76
25	vs. #11 Gonzaga (Orlando)	ESPNU	L	72-77
27	vs. Miami (Orlando)	ESPN2	W	65-56

DECEMBER

1	at North Florida	ESPN3	W	91-60
6	vs. #5/4 Duke (New York)	ESPN	L	74-84
11	at Florida State	ESPNU	L	78-83
17	vs. Charlotte (Sunrise)	FS2/Sun	W	87-46
21	Little Rock	SECN	W	94-71
29	at Arkansas	SECN		9 p.m.

JANUARY

3	Ole Miss	ESPNU		7 p.m.
7	Tennessee	ESPN2		5:15 p.m.
10	at Alabama	ESPNU		9 p.m.
14	Georgia	ESPN2		12 p.m.
18	at South Carolina	SECN		6:30 p.m.
21	Vanderbilt	CBS		12 p.m.
25	at LSU	SECN		9 p.m.
28	at Oklahoma (SEC/B12)	ESPN		2 p.m.

FEBRUARY

2	Missouri	ESPN/2		7 p.m.
4	Kentucky	ESPN/2		2/8 p.m.
7	at Georgia	ESPN2		7 p.m.
11	Texas A&M	ESPN/2		12 p.m.
14	at Auburn	SECN		7 p.m.
18	at Mississippi State	ESPN/2		2 p.m.
21	South Carolina	ESPN		7 p.m.
25	at Kentucky	CBS		2 p.m.

MARCH

1	Arkansas	ESPN2		7 p.m.
4	at Vanderbilt	ESPN/2		2 p.m.
8-12 SEC Tournament (Nashville)				

FLORIDAGATORS.COM

Contact: Denver Parler | denverp@gators.ufl.edu | 352-375-4683 ext. 6135

FLORIDA PROBABLE STARTERS

#	Name	Pos.	Ht.	Wt.	Cl.	P/RPG
1	Devin Robinson	F	6-8	200	Jr.	12.4/5.8
23	Justin Leon	F	6-8	196	Sr.	6.5/3.3
13	Kevarrius Hayes	C	6-9	218	So.	5.3/3.8
0	Kasey Hill	G	6-1	175	Sr.	9.3/4.8a
5	KeVaughn Allen	G	6-2	183	So.	13.6/2.3

OPPONENT PROBABLE STARTERS

#	Name	Pos.	Ht.	Wt.	Cl.	P/RPG
13	Dustin Thomas	F	6-8	225	RJr.	7.1/4.2
33	Moses Kingsley	F	6-10	230	Sr.	11.3/8.3
3	Dusty Hannahs	G	6-3	210	RSr.	14.9/1.7
4	Daryl Macon	G	6-3	185	Jr.	13.3/3.2
21	Manuale Watkins	G	6-3	222	Sr.	5.8/4.2

0 KASEY HILL

Guard
Senior
Umatilla, Fla.
6-1 | 175

Stuffed the box score vs. Duke with 13 points, seven rebounds and six assists...Scored 18 points both 2016 SEC Tournament games, his season high...Has three career game with 8+ assists and 1 or fewer turnovers.

Year	GP	GS	Min	Avg	FG	FGA	Pct	3FG	3A	Pct	FT	FTA	Pct	OR	DR	Tot	Avg	PF	FO	Ast	TO	Blk	Stl	Pts	Avg
2016-17	12	12	336	28.0	40	92	.435	3	16	.188	29	40	.725	8	27	35	2.9	26	1	57	34	3	18	112	9.3
TOTAL	113	69	2897	25.6	304	769	.395	35	144	.243	207	353	.586	42	219	261	2.3	246	6	426	228	27	140	850	7.5

1 DEVIN ROBINSON

Forward
Junior
Chesterfield, Va.
6-8 | 200

Has the most double-digit scoring games on the team this season...Poured in a career high 21 in UF's first game at Exactech Arena...Posted three double-doubles during his sophomore season.

Year	GP	GS	Min	Avg	FG	FGA	Pct	3FG	3A	Pct	FT	FTA	Pct	OR	DR	Tot	Avg	PF	FO	Ast	TO	Blk	Stl	Pts	Avg
2016-17	12	12	296	24.7	51	91	.560	11	26	.423	36	45	.800	22	48	70	5.8	25	2	10	10	7	13	149	12.4
TOTAL	81	47	1756	21.7	243	534	.455	68	214	.318	130	178	.730	110	253	363	4.5	169	7	50	70	41	48	684	8.4

2 ERIC HESTER

Guard
Freshman
Clearwater, Fla.
6-3 | 167

The first high school recruit to commit to the Gators under head coach Mike White...Has a 6-foot-10 wingspan and the motor to be an elite defender...Named a top-100 player in USA Today's composite rankings...Rivals and 247 Sports four-star prospect.

Year	GP	GS	Min	Avg	FG	FGA	Pct	3FG	3A	Pct	FT	FTA	Pct	OR	DR	Tot	Avg	PF	FO	Ast	TO	Blk	Stl	Pts	Avg
2016-17	8	0	46	5.8	5	10	.500	3	8	.375	1	2	.500	0	2	2	0.3	7	0	2	2	0	3	14	1.8

5 KEVAUGHN ALLEN

Guard
Sophomore
Little Rock, Ark.
6-2 | 183

Scored 21 points against Seton Hall...Rung up 13 points in the first six minutes vs. Little Rock, finished with 19 in the first game at Exactech Arena...As a freshman, exploded for 32 points vs. Florida State and added a 27-point performance in Florida's win at Ole Miss.

Year	GP	GS	Min	Avg	FG	FGA	Pct	3FG	3A	Pct	FT	FTA	Pct	OR	DR	Tot	Avg	PF	FO	Ast	TO	Blk	Stl	Pts	Avg
2016-17	12	12	323	26.9	60	133	.451	22	60	.367	21	24	.875	5	22	27	2.3	19	0	17	22	4	14	163	13.6
TOTAL	48	46	1301	27.1	194	469	.414	73	222	.329	120	141	.851	23	101	124	2.6	75	0	74	57	9	55	581	12.1

11 CHRIS CHIOZZA

Guard
Junior
Memphis, Tenn.
6-0 | 176

The Gators' assists and assist-to-turnover ratio leader last season...An attacking point guard with the ability to distribute or score himself...His 62 career 3-pointers made are the most on the team.

Year	GP	GS	Min	Avg	FG	FGA	Pct	3FG	3A	Pct	FT	FTA	Pct	OR	DR	Tot	Avg	PF	FO	Ast	TO	Blk	Stl	Pts	Avg
2016-17	12	0	237	19.8	21	56	.375	8	29	.276	24	30	.800	5	25	30	2.5	30	1	38	17	0	20	74	6.2
TOTAL	81	33	1846	22.8	151	419	.360	70	222	.315	92	133	.692	28	178	206	2.5	166	4	266	123	3	98	464	5.7

12 GORJOK GAK

Forward/Center
Freshman
Sydney, Australia
6-11 | 231

Runs the floor extremely well, and his 7-foot-4 wingspan enables him to play well above the rim...Good ball handler for his size, and possesses a soft touch around the basket.

Year	GP	GS	Min	Avg	FG	FGA	Pct	3FG	3A	Pct	FT	FTA	Pct	OR	DR	Tot	Avg	PF	FO	Ast	TO	Blk	Stl	Pts	Avg
2016-17	7	0	30	4.3	3	5	.600	0	0	.000	1	2	.500	1	7	8	1.1	9	0	0	3	0	1	7	1.0

13 KEVARRIUS HAYES

Forward/Center
Sophomore
Live Oak, Fla.
6-9 | 218

Had a solid 12-point, 8-rebound night in the Exactech Arena opener vs. Little Rock...Posted 5 blocked shots in the season opener vs. FGCU (11/11)...Has shown improved strength and is a solid post defender off the bench...Brings maximum effort to the court every day...A long and athletic shot-blocker and rebounder who moves extremely well.

Year	GP	GS	Min	Avg	FG	FGA	Pct	3FG	3A	Pct	FT	FTA	Pct	OR	DR	Tot	Avg	PF	FO	Ast	TO	Blk	Stl	Pts	Avg
2016-17	12	2	178	14.8	22	38	.579	0	0	.000	20	29	.690	19	26	45	3.8	23	0	1	5	16	6	64	5.3
TOTAL	47	8	581	12.4	57	88	.648	0	0	.000	48	88	.545	64	73	137	2.9	87	0	8	22	36	17	162	3.4

15 JOHN EGBUNU

Center
Junior (R)
Bauchi, Nigeria
6-11 | 255

Showing improved shot-blocking instincts and increased persistence on the glass this season...Scored a career-high 27 points (including nine dunks) vs. Kentucky...One of the team's best communicators on defense.

Year	GP	GS	Min	Avg	FG	FGA	Pct	3FG	3A	Pct	FT	FTA	Pct	OR	DR	Tot	Avg	PF	FO	Ast	TO	Blk	Stl	Pts	Avg
2016-17	10	10	253	25.3	30	70	.429	1	1	1.000	29	50	.580	33	44	77	7.7	25	0	2	15	24	4	90	9.0
TOTAL	44	40	1110	25.2	179	322	.556	1	1	1.000	121	223	.543	125	172	297	6.8	135	6	14	74	72	19	480	10.9
All*	76	71	1903	25.0	268	473	.567	1	2	.500	181	333	.544	205	290	495	6.5	227	7	26	129	115	29	718	9.4

23 JUSTIN LEON

Forward
Senior
Conway, Ark.
6-8 | 206

Scored a career-best 17 points in Florida's win vs. Mercer (11/13), including a 3-for-5 night from 3-point range...High-motor player who earned his way into the starting lineup on a semi-regular basis in his first season with the Gators...Finished the season with UF's top 3-point percentage.

Year	GP	GS	Min	Avg	FG	FGA	Pct	3FG	3A	Pct	FT	FTA	Pct	OR	DR	Tot	Avg	PF	FO	Ast	TO	Blk	Stl	Pts	Avg
2016-17	12	12	250	20.8	28	56	.500	14	31	.452	8	13	.615	17	23	40	3.3	27	0	5	7	2	5	78	6.5
TOTAL	46	23	757	16.5	100	202	.495	39	98	.398	20	39	.513	63	84	147	3.2	79	0	16	28	7	15	259	5.6

24 CANYON BARRY

Guard
Grad / Senior (R)
Colorado Springs, Colo.
6-6 | 215

Posted his first 20-point game as a Gator vs. Seton Hall...Scored 8 of his team-high 17 points vs. Belmont as part of a second-half 16-0 Florida run...Posted 15 points in 14 minutes vs. Little Rock...Grad transfer to UF, studying nuclear engineering.

Year	GP	GS	Min	Avg	FG	FGA	Pct	3FG	3A	Pct	FT	FTA	Pct	OR	DR	Tot	Avg	PF	FO	Ast	TO	Blk	Stl	Pts	Avg
2016-17	12	0	264	22.0	43	110	.391	12	43	.279	42	49	.857	14	28	42	3.5	10	0	9	10	6	10	140	11.7
All*	82	58	2399	29.3	344	914	.376	130	386	.337	215	275	.782	64	247	311	3.8	136	2	112	159	35	69	1033	12.6

25 KEITH STONE

Forward
Freshman (R)
Deerfield Beach, Fla.
6-8 | 240

Broke out for 15 points and 8 rebounds in the Gators' win vs. Miami...Strength, athleticism and handle to be a versatile inside-out player...A skilled offensive player who can score in a variety of ways...Spent last season working tirelessly in the weight room, shedding about 15 pounds before putting it back on as muscle.

Year	GP	GS	Min	Avg	FG	FGA	Pct	3FG	3A	Pct	FT	FTA	Pct	OR	DR	Tot	Avg	PF	FO	Ast	TO	Blk	Stl	Pts	Avg
2016-17	12	0	155	12.9	17	39	.436	5	13	.385	10	12	.833	10	15	25	2.1	12	0	6	10	5	3	49	4.1

NOTE: All* line includes stats at previous school. TOTAL line is UF only.

STARTING LINEUPS						STAT LEADERS				
	1	2	3	4	5	Points	Rebounds	Assists	Steals	Blocks
vs. FGCU	Hill	Allen	Robinson	Leon	Egbunu	14-Robinson	8-Egbunu	4-Hill	3-Chiozza/Robinson	5-Hayes
vs. Mercer	Hill	Allen	Robinson	Leon	Egbunu	17-Leon	9-Robinson	5-Allen	2-Allen/Robinson	2-Allen/Egbunu
vs. St. Bonaventure	Hill	Allen	Robinson	Leon	Egbunu	16-Allen/Barry	10-Egbunu	4-Hill	2-Allen/Chiozza	3-Hayes
vs. Belmont	Hill	Allen	Robinson	Leon	Egbunu	17-Barry	8-Egbunu	5-Hill	3-Chiozza/Hill	2-Hayes
vs. Seton Hall	Hill	Allen	Robinson	Leon	Egbunu	21-Allen	10-Egbunu	2-Barry/Chiozza/Hill	1-Four tied	4-Egbunu
vs. Gonzaga	Hill	Allen	Robinson	Leon	Egbunu	18-Robinson	7-Egbunu	7-Hill	2-Barry/Hill	4-Egbunu
vs. Miami	Hill	Allen	Robinson	Leon	Egbunu	16-Hill	8-Stone	5-Chiozza	2-Barry/Hill/Robinson	4-Egbunu
at North Florida	Hill	Allen	Robinson	Leon	Egbunu	16-Chiozza	6-Robinson	9-Chiozza	3-Allen/Chiozza	3-Egbunu
vs. Duke	Hill	Allen	Robinson	Leon	Egbunu	21-Allen	12-Egbunu	6-Hill	2-Barry/Robinson	3-Egbunu
at Florida State	Hill	Allen	Robinson	Leon	Egbunu	21-Hill	7-Hayes	4-Chiozza	2-Hill	1-Barry/Egbunu
vs. Charlotte	Hill	Allen	Robinson	Leon	Hayes	16-Barry	9-Robinson	5-Hill	5-Chiozza	2-Rimmer/Stone
Little Rock	Hill	Allen	Robinson	Leon	Hayes	21-Robinson	8-Hayes	11-Hill	3-Hill	1-Barry/Hayes/Leon
at Arkansas										
Ole Miss										
Tennessee										
at Alabama										
Georgia										
at South Carolina										
Vanderbilt										
at LSU										
at Oklahoma										
Missouri										
Kentucky										
at Georgia										
Texas A&M										
at Auburn										
at Mississippi State										
South Carolina										
at Kentucky										
Arkansas										
at Vanderbilt										
MISC. SCORING						NOTABLE				
UF/Opp.	Paint	OffT/O	2nd Ch.	Fastbreak	Bench					
vs. FGCU	46/26	24/7	16/13	14/4	28/22	UF overcame a 5-point deficit with a 15-0 second-half run and allowed just 9 points in the final 16 minutes.				
vs. Mercer	22/18	22/6	24/12	4/2	22/20	Florida allowed just 14 first-half points, the fewest in a half under White...All 12 players appeared and scored.				
vs. St. Bonaventure	28/26	22/23	12/17	8/8	25/7	The Gators' 15-point lead was erased before a 7-0 run, including 2 run-out dunks, in the final minute.				
vs. Belmont	30/26	20/13	13/4	4/0	36/17	Florida opened the game on a 15-0 run & added a 16-0 run in the second half...UF forced 21 turnovers.				
vs. Seton Hall	24/34	16/23	12/15	4/6	34/21	The Gators used a 10-0 run to go from 47-42 down to 52-47 ahead with 11:30 to play...3 Gators fouled out.				
vs. Gonzaga	26/36	13/3	18/9	2/4	14/19	Robinson scored UF's first 9 points...Gonzaga's 10-0 run put the Bulldogs up 63-57 at the 6:51 mark.				
vs. Miami	36/26	21/9	8/13	6/2	19/10	Stone broke out with 15 points off the bench...Gators weathered a 7-minute FG drought to start the 2nd half.				
at North Florida	38/18	38/19	13/5	2/0	51/16	UF posted a .585 FG%, its best under White, and forced 20 turnovers...Dallas Moore led UNF with 31 points.				
vs. Duke	40/36	12/17	9/14	10/8	13/22	Florida turned the ball over 10 times in the first half as Duke built a 10-point lead...Luke Kennard scored 29.				
at Florida State	42/34	25/12	11/10	15/10	18/19	UF sliced a 13-point deficit to 3 in the final 2 minutes, but fell short...Barry scored his 1,000th career point.				
vs. Charlotte	38/14	21/13	14/2	10/0	45/23	Florida allowed 14 FG on .275 FG% & forced 20 turnovers...Robinson, Barry combined for 31 points on 12 FGA.				
Little Rock	26/32	16/11	14/10	2/0	31/34	The Gators' debut at Exactech Arena...Allen had 13 points in the first 6 minutes, including 3 3-pointers.				
at Arkansas										
Ole Miss										
Tennessee										
at Alabama										
Georgia										
at South Carolina										
Vanderbilt										
at LSU										
at Oklahoma										
Missouri										
Kentucky										
at Georgia										
Texas A&M										
at Auburn										
at Mississippi State										
South Carolina										
at Kentucky										
Arkansas										
at Vanderbilt										
Total	396/326	250/156	164/126	81/44	336/230					
Average per game	36.0/29.6	22.7/14.2	14.9/11.5	7.4/4.0	30.5/20.9					

MATCHUP

SERIES HISTORY

- Florida leads the all-time series vs. Arkansas, 20-11, including a 2-0 mark under head coach Mike White.
- UF holds a five-game winning streak in the series and has taken 10 of the past 11 meetings.
- The Gators are 5-8 on the road at Arkansas, and this marks the first trip to Fayetteville since 2014's overtime victory that launched UF to an 18-0 SEC record.

LAST MEETING

- Florida posted a 68-61 win over Arkansas in the opening round of the 2016 SEC Tournament, led by Kasey Hill's 18 points off the bench.
- Dorian Finney-Smith scored all 13 of his points in the second half. KeVaughn Allen also posted double digits with 11 points.
- Dusty Hannahs scored 33 of Arkansas' 61 points, the most scored by an individual UF opponent in the SEC Tournament. Moses Kingsley had a double-double with 10 points and 14 rebounds.
- The Gators made 5 of their first 6 3-point attempts of the second half and finished the game 8-for-20 from 3-point range.
- Arkansas entered the game with the SEC's top 3-point percentage, but the Gators limited the Razorbacks to 2-for-12 shooting from beyond the arc.
- John Egbunu battled through a torn ligament in his thumb to post eight points and nine rebounds in 24 minutes.

ABOUT THE OPPONENT

- Arkansas enters SEC play riding an eight-game winning streak, including a victory over Texas in Houston. The Razorbacks' only loss this season came on the road at Minnesota.
- Dusty Hannahs leads Arkansas with 14.9 points per game, followed by Daryl Macon (13.3), preseason SEC Player of the Year Moses Kingsley (11.3) and Jaylen Bradford (10.3).
- Kingsley grabs a team-high 8.3 rebounds per game, while Macon leads the Razorbacks in assists (35).
- Hannahs (23-62, .371) and Macon (20-53, .377) are Arkansas' top 3-point scorers, but CJ Jones hits a high percentage off the bench (10-18, .556).

OPPONENT'S LAST 5 GAMES

Dec. 6	Houston	W	84-72
Dec. 10	North Florida	W	91-76
Dec. 17	vs. Texas	W	77-74
Dec. 20	North Dakota State	W	71-55
Dec. 22	Sam Houston State	W	90-56

OPPONENT'S NEXT 5 GAMES

Jan. 3	at Tennessee
Jan. 7	at Kentucky
Jan. 10	Mississippi State
Jan. 14	Missouri
Jan. 17	at Texas A&M

UF LAST 11 VS. ARKANSAS (10-1)

Jan. 17, 2009	H	W	80-65
March 12, 2009	SEC	W	73-58
Jan. 21, 2010	A	W	71-66
Jan. 22, 2011	H	W	75-43
Feb. 18, 2012	A	W	98-68
Feb. 5, 2013	A	L	69-80
Feb. 23, 2013	H	W	71-54
Jan. 11, 2014	A	W/OT	84-82
Jan. 31, 2015	H	W	57-56
Feb. 3, 2016	H	W	87-83
March 10, 2016	SEC	W	68-61

UF IN SEC OPENERS UNDER WHITE (1-0)

Jan. 2, 2016	Georgia	W	77-63
--------------	---------	---	-------

Category	UF	SEC Rank	Opp.	SEC Rank
Scoring Offense	79.1	6	83.6	2
Scoring Defense	66.1	5	69.4	9
Scoring Margin	+13.0	4	+14.2	2
Field Goal Pct.	.459	5	.466	4
Field Goal Pct. Def.	.419	10	.400	5
3-Pt. FG Pct.	.346	6	.367	3
3-Pt. FG Pct. Def.	.327	6	.327	5
3-Pt. FG Made	6.6	8	6.3	10
3-Pt. FG Allowed	6.1	2	7.3	11
Free Throw Pct.	.744	4	.779	2
Free Throws Made	18.7	5	19.4	2
Rebounds	36.8	11	39.9	4
Opp. Rebounds	34.1	6	33.9	5
Offensive Rebounds	12.5	7	13.3	4
Defensive Rebounds	24.3	14	26.6	7
Rebounding Margin	+2.7	10	+6.0	2
Assists	12.3	12	16.6	3
Turnovers	11.5	t3	12.8	6
Opp. Turnovers	16.3	3	14.3	9
Turnover Margin	+4.8	2	+1.5	9
Assist/TO Ratio	1.1	8	1.3	3
Steals	8.1	5	8.6	1
Blocked Shots	5.8	4	5.8	5

National rank in parentheses for SEC-leading stats.

NUMERICAL ROSTER

0	Kasey Hill	G	6-1	175	Sr.	3L	Umatilla, Fla./Montverde Academy
1	Devin Robinson	F	6-8	200	Jr.	2L	Chesterfield, Va./Christchurch School
2	Eric Hester	G	6-3	167	Fr.	HS	Clearwater, Fla./Oldsmar Christian
3	Jalen Hudson	G	6-6	190	Jr.	TR	Richmond, Va./Virginia Tech
5	KeVaughn Allen	G	6-2	183	So.	1L	Little Rock, Ark./North Little Rock
11	Chris Chiozza	G	6-0	176	Jr.	2L	Memphis, Tenn./White Station
12	Gorjok Gak	F/C	6-11	231	Fr.	HS	Sydney, Australia/Victory Rock Prep
13	Kevarrius Hayes	F/C	6-9	218	So.	1L	Live Oak, Fla./Suwanee
15	John Egbunu	C	6-11	255	Jr.-R	1L	Bauchi, Nigeria/USF
21	Dontay Bassett	F	6-9	222	Fr.	HS	Oakland, Calif./Oldsmar Christian
23	Justin Leon	F	6-8	206	Sr.	1L	Conway, Ark./Shawnee (III.) CC
24	Canyon Barry	G	6-6	215	Gr.	TR	Colorado Springs, Colo./College of Charleston
25	Keith Stone	F	6-8	240	Fr.-R	SQ	Deerfield Beach, Fla./Zion Lutheran
32	Schuyler Rimmer	C	6-10	249	Sr.	1L	Orlando, Fla./Stanford

ALPHABETICAL ROSTER

5	KeVaughn Allen	G	6-2	183	So.	1L	Little Rock, Ark./North Little Rock
24	Canyon Barry	G	6-6	215	Gr.	TR	Colorado Springs, Colo./College of Charleston
21	Dontay Bassett	F	6-9	222	Fr.	HS	Oakland, Calif./Oldsmar Christian
11	Chris Chiozza	G	6-0	176	Jr.	2L	Memphis, Tenn./White Station
15	John Egbunu	C	6-11	255	Jr.-R	1L	Bauchi, Nigeria/USF
12	Gorjok Gak	F/C	6-11	231	Fr.	HS	Sydney, Australia/Victory Rock Prep
13	Kevarrius Hayes	F/C	6-9	218	So.	1L	Live Oak, Fla./Suwanee
2	Eric Hester	G	6-3	167	Fr.	HS	Clearwater, Fla./Oldsmar Christian
0	Kasey Hill	G	6-1	175	Sr.	3L	Umatilla, Fla./Montverde Academy
3	Jalen Hudson	G	6-6	190	Jr.	TR	Richmond, Va./Virginia Tech
23	Justin Leon	F	6-8	206	Sr.	1L	Conway, Ark./Shawnee (III.) CC
32	Schuyler Rimmer	C	6-10	249	Sr.	1L	Orlando, Fla./Stanford
1	Devin Robinson	F	6-8	200	Jr.	2L	Chesterfield, Va./Christchurch School
25	Keith Stone	F	6-8	240	Fr.-R	SQ	Deerfield Beach, Fla./Zion Lutheran

Head Coach: Mike White (Ole Miss '00)

Assistant Coaches: Dusty May (Indiana '00), Jordan Mincy (Kent State '09), Darris Nichols (West Virginia '08)

Head Athletic Trainer: Dave Werner

Strength & Conditioning Coordinator: Preston Greene

Director of Basketball Operations: Kyle Church

Video Coordinator: Jonathan Blake

Academic Counselor: Tom Williams

Note: Coach White has no personal preference between Mike or Michael. We use Mike in our materials simply for consistency's sake, and either form is perfectly acceptable in broadcast or print.

PRONUNCIATION GUIDE

KeVaughn Allen	KAY-vawn
Dontay Bassett	DAH-N-tay BASS-ett
Chris Chiozza	chee-OH-zah
John Egbunu	egg-BOO-noo
Gorjok Gak	GORE-zhahk GACK
Kevarrius Hayes	KEE-vahr-ee-us
Justin Leon	LEE-on
Schuyler Rimmer	SKY-ler
Devin Robinson	DEV-in

CHARTING THE GATORS

ALL-TIME AT FLORIDA

Dunks		
1. Dwayne Davis	1987-91	168
2. Eugene McDowell	1981-85	162
3. David Lee	2001-05	155
4. Alex Tyus	2007-11	146
5. Patric Young	2010-14	142
6. Joakim Noah	2004-07	130
7. Andrew DeClercq	1991-95	102
8. Udonis Haslem	1998-2002	101
9. Al Horford	2004-07	100
10. John Egbunu	2015-present	90

Assists		
1. Erving Walker	2008-12	547
2. Ronnie Montgomery	1984-88	503
3. Eddie Shannon	1995-99	493
4. Nick Calathes	2007-09	452
5. Vernon Delancy	1980-84	427
6. Kasey Hill	2013-present	426
7. Greg Williams	1993-97	423
8. Scottie Wilbekin	2010-14	419
9. Andrew Moten	1983-87	411
10. Brett Nelson	1999-2003	406

Steals		
1. Eddie Shannon	1995-99	204
2. Brett Nelson	1999-2003	198
3. Dan Cross	1991-95	198
4. Dwayne Davis	1987-91	178
5. Corey Brewer	2004-07	176
6. Scottie Wilbekin	2010-14	167
7. Andrew Moten	1983-87	165
8. Justin Hamilton	1999-2003	164
9. Kenyan Weaks	1996-2000	163
10. Erving Walker	2008-12	159
<i>Chasing the top 10...</i>		
Kasey Hill	2013-present	140

1,000-POINT CLUB WATCH

Player	Has	Needs
Kasey Hill	850	150

UF SINCE 1996-97

Games with 8/1 or better Assist/Turnover Ratio (career)		
1. Chris Chiozza	2014-present	5
Eddie Shannon	1995-99	5
3. Kasey Hill	2013-present	3
Nick Calathes	2007-09	3
5. Taurean Green	2004-07	2
Justin Hamilton	1999-2003	2

SIGNEES

- **DeAundrae Ballard:** Guard, Southwest Atlanta Christian Academy, Atlanta, Ga.; The 6-foot-6 Ballard is rated a four-star prospect by ESPN and 247Sports and is a member of the ESPN 100 (65th).
- **Chase Johnson:** Forward, Huntington Prep, Ripley, W.V.; The 6-foot-8 Johnson rates a four-star recruit via ESPN and three-star prospect by 247Sports.
- **Isaiah Stokes:** Forward/Center, IMG Academy, Memphis, Tenn.; Ranked 60th in the ESPN 100 and a four-star prospect, the 6-foot-8 Stokes is the brother of two-time All-SEC performer Jarnell Stokes.

ODDS & ENDS

2016-17 INDIVIDUAL STAT LEADERS & SEC RANKINGS

Category	Player	Stat	Rank
Scoring	Allen	13.6	18
Rebounds	Egbunu	7.7	5
FG Pct.	Hayes	.579	*
3-Pt. FG Pct.	Leon	.452	*
3-Pt. FG Made	Allen	1.8	^
FT Pct.	Barry	.857	t8
Assists	Hill	4.8	3
Steals	Chiozza	1.7	t7
Blocked Shots	Egbunu	2.4	3
A/T/O Ratio	Chiozza	2.2	5
Minutes	Hill	28.0	^

*not qualified for rankings; ^outside SEC rankings

GATORS' LAST GAME

- The Gators opened Exactech Arena in style with a 94-71 win over Little Rock. Kevarrius Hayes scored the first points in the new building with a dunk 14 seconds into the game.
- KeVaughn Allen scored 13 points in the first six minutes en route to 19 points, while Devin Robinson led the Gators with a career-best 21 points.
- Kasey Hill recorded his first career double-double with 11 points and a personal-best 11 assists. It was UF's first double-double with points and assists since Scottie Wilbekin had one vs. Missouri in January 2013.
- Canyon Barry chipped in 15 points in just 14 minutes off then bench, while Hayes finished with 12 points and eight rebounds.
- The Gators' 16 3-pointers were the most in a home game since hitting 17 vs. South Carolina on Feb. 24, 1999.

GATORS GLAD TO BE HOME

- The Gators played their first 11 games away from Gainesville and, dating back to last season, played 17 straight away from the friendly confines of Exactech Arena.
- Below is a look at all the venues the Gators visited between its home games on March 1 and Dec. 21.

City/Venue	Games	Record
Jacksonville, Fla.	4	4-0
Jacksonville Veterans Memorial Arena	2	2-0
UNF Arena	2	2-0
Orlando, Fla.; HP Field House	3	2-1
Nashville, Tenn.; Bridgestone Arena	2	1-1
Columbus, Ohio; Value City Arena	1	1-0
Lakeland, Fla.; The Lakeland Center	1	1-0
Sunrise, Fla.; BB&T Center	1	1-0
Tampa, Fla.; Amalie Arena	1	1-0
New York City, N.Y.; Madison Square Garden	1	0-1
Tallahassee, Fla.; Tucker Center	1	0-1
Washington, D.C.; Charles E. Smith Center	1	0-1

2016-17 INDIVIDUAL HONORS

KeVaughn Allen

Preseason All-SEC (2nd team media & coaches)
AdvoCare Invitational All-Tournament Team

John Egbunu

Preseason All-SEC (2nd team coaches)

STANDINGS & RESULTS

2016-17 SEC STANDINGS

	SEC		Overall
Arkansas	0-0	-	11-1 .917
Auburn	0-0	-	10-2 .833
Kentucky	0-0	-	10-2 .833
South Carolina	0-0	-	9-2 .818
FLORIDA	0-0	-	9-3 .750
Ole Miss	0-0	-	9-3 .750
LSU	0-0	-	8-3 .727
Mississippi State	0-0	-	8-3 .727
Texas A&M	0-0	-	8-3 .727
Georgia	0-0	-	8-4 .667
Tennessee	0-0	-	7-5 .583
Alabama	0-0	-	6-5 .546
Missouri	0-0	-	5-6 .455
Vanderbilt	0-0	-	5-6 .455

AP TOP 25

- Villanova (56)
- UCLA (3)
- Kansas
- Baylor (6)
- *Duke
- Louisville
- *Gonzaga
- *Kentucky
- North Carolina
- Creighton
- West Virginia
- Virginia
- Butler
- Wisconsin
- Purdue
- Indiana
- Xavier
- Arizona
- Saint Mary's
- *Florida State
- Oregon
- Southern California
- Cincinnati
- Notre Dame
- FLORIDA**

COACHES TOP 25

- Villanova (27)
- UCLA (2)
- Kansas (1)
- Baylor
- *Duke (1)
- *Gonzaga
- Louisville
- *Kentucky
- Creighton
- North Carolina
- Virginia
- West Virginia
- Butler
- Wisconsin
- Purdue
- Indiana
- Xavier
- Arizona
- Saint Mary's
- *Florida State
- Oregon
- Southern California
- Cincinnati
- Notre Dame
- *South Carolina

*2016-17 Florida Opponent

FLORIDA IN THE POLLS & RATINGS

Date	AP	Coaches	RPI	KenPom	Sagarin	KPI	BPI
Preseason	RV	RV	*	17	*	*	*
Nov. 14	RV	RV	*	13	14	*	*
Nov. 21	RV	RV	*	14	17	*	*
Nov. 28	24	RV	*	11	13	*	*
Dec. 5	21	21	6	12	15	*	*
Dec. 12	RV	RV	5	15	18	*	*
Dec. 19	RV	RV	4	14	14	19	*
Dec. 26	25	RV	5	14	15	18	*

*Initial rankings not yet released.

HEAD COACH MIKE WHITE

YEAR-BY-YEAR COACHING RECORD

Year	School	Overall	League	Postseason
2011-12	Louisiana Tech	18-16 .529	6-8 .429	
2012-13	Louisiana Tech	27-7 .794	16-2 .889	NIT 2nd Round (1-1)
2013-14	Louisiana Tech	29-8 .784	13-3 .813	NIT Quarterfinals (2-1)
2014-15	Louisiana Tech	27-9 .750	15-3 .833	NIT Quarterfinals (2-1)
2015-16	Florida	21-15 .583	9-9 .500	NIT Quarterfinals (2-1)
2016-17	Florida	9-3 .750	0-0 -	
Overall	5th Year	131-58 .693	59-25 .702	4 postseasons (7-4)
At UF	1st Year	30-18 .625	9-9 .500	1 postseason (2-1)

WHITE'S WIN-LOSS BREAKDOWN

	2016-17	Florida	Overall
Overall	9-3	30-18	131-58
Home	1-0	13-4	69-9
Away	1-1	7-10	41-39
Neutral	7-2	10-4	21-10
vs. Conference	0-0	9-9	59-25
vs. Conference Home	0-0	6-3	35-7
vs. Conference Away	0-0	3-6	24-18
vs. Non-Conference (Reg. Season)	9-3	18-7	59-24
vs. Non-Conference Home	1-0	7-1	32-2
vs. Non-Conference Away	1-1	2-3	12-17
vs. Non-Conference Neutral	7-2	9-3	15-5
Postseason Play	0-0	3-2	13-9
Conference Tournament	0-0	1-1	6-5
NCAA Tournament	0-0	0-0	0-0
NIT	0-0	2-1	7-4
vs. AP Top 25	0-2	1-9	1-10
vs. AP Top 15	0-2	1-4	1-5
vs. AP Top 10	0-1	1-2	1-3
vs. AP Top 5	0-1	0-2	0-2
vs. AP No. 1	0-0	0-1	0-1
Overtime	0-0	0-1	3-4
November	6-1	11-2	30-9
December	3-2	6-5	26-15
January	0-0	6-3	30-10
February	0-0	3-5	26-11
March	0-0	4-3	19-13
April	0-0	0-0	0-0
Sunday	2-1	3-2	9-5
Monday	1-0	2-0	9-2
Tuesday	0-1	6-7	14-9
Wednesday	1-0	3-2	12-8
Thursday	3-0	4-0	33-9
Friday	1-1	3-2	10-5
Saturday	1-0	9-5	44-20
Scoring 49 or fewer	0-0	0-0	0-1
Scoring 50-59	0-0	2-4	10-12
Scoring 60-69	1-0	3-5	20-24
Scoring 70-79	3-3	10-8	48-16
Scoring 80-89	3-0	10-0	34-4
Scoring 90-99	2-0	4-1	13-1
Scoring 100+	0-0	1-0	6-0
Allowing 49 or fewer	1-0	2-0	17-0
Allowing 50-59	3-0	7-1	32-1
Allowing 60-69	3-0	12-3	44-9
Allowing 70-79	2-1	8-5	32-26
Allowing 80-89	0-2	1-8	4-19
Allowing 90-99	0-0	0-1	2-3
Allowing 100+	0-0	0-0	0-0

The University of Florida hired Mike White as head men's basketball coach, on Thursday, May 7, 2015.



In his first season at the helm, White guided Florida to a 21-15 record, one of three active SEC coaches to post a 20-win season in their first year on the job. It also matched a Florida record for most wins by a first-year head coach.

Under White, the Gators returned to the postseason, advancing to the quarterfinals of the NIT before falling to eventual tournament winner George Washington.

The Gators enter the second year under White's leadership with a unique challenge in front of them, playing the first 11 games of the season away from home as the renovation of Exactech Arena at the Stephen C. O'Connell Center finishes. Florida has a total of just 10 home games this season and is scheduled to re-open the building following the \$64.5 million project on Dec. 21.

White, the 2014-15 Conference USA Coach of the Year, came to the Gators after leading Louisiana Tech to a 101-40 record (.716) over past four seasons, including three straight conference championships. Born in Dunedin, Fla., White brought a wealth of SEC experience to the Gators, as a four-year starter at Ole Miss and later an assistant coach for seven seasons under two different head coaches on the Rebels' bench.

QUOTABLE GATORS

Mike White on playing the team's first 11 games on the road:

"Obviously, I haven't been part of anything like this before. . . . You feel like it's been five years since we played in front of our people in Gainesville. You can spend time complaining, but it would be a waste of time. I would trade a brand new arena — and I know our fans would too — to go through what we've done the last few months."

Keith Stone on his breakout performance against Miami:

"I got confidence from my teammates telling me to shoot, and they gave me confidence. Even though I had a bad start they kept telling me 'keep going, you're doing well,' and we just came together as a family."

Devin Robinson on the team's mentality:

"Defense translates to our offense. That's what we try to hang our hats on."

Kasey Hill on getting everyone involved:

"Every day, Coach preaches that we need to get everybody else involved. We have a lot of great shooters, and I don't need to go out and hunt for shots. I think me going out and facilitating is better for the team, and the team will win more games if I do that instead of trying to go get mine."

Justin Leon on the defense:

"When we're able to click and play hard, I think we're a hard team to score on. We're doing a lot of defensive stuff every day, and it's good to see it transition to the game."

Canyon Barry on the closeness of the team:

"Whenever you play basketball, you want to have an impact on the game in some way. I'm blessed to be able to play with these great guys, and I feel like we're a family."

THE LAST TIME...

INDIVIDUAL PERFORMANCES

20 Points: 21, Devin Robinson, vs. Little Rock, 12/21/16
25 Points: 27, John Egbunu, vs. Kentucky, 3/1/16
30 Points: 32, KeVaughn Allen, vs. Florida State, 12/29/15
35 Points: 37, Michael Frazier II, at South Carolina, 3/4/14
40 Points: 40, Eugene McDowell, vs. Biscayne, 12/21/82
50 Points: 54, Tony Miller, vs. Chicago State, 2/29/72

10 Rebounds: 12, John Egbunu, vs. Duke (neutral at New York), 12/6/16
12 Rebounds: 12, John Egbunu, vs. Duke (neutral at New York), 12/6/16
15 Rebounds: 15, Dorian Finney-Smith, at Arkansas, 1/11/14
20 Rebounds: 20, Andrew DeClercq, vs. Kentucky, 1/18/94
25 Rebounds: 25, Neal Walk, vs. Georgia, 3/1/69
30 Rebounds: 31, Neal Walk, vs. Alabama, 1/27/68

10 Assists: 11, Kasey Hill, vs. Little Rock, 12/21/16
12 Assists: 13, Nick Calathes, at Georgia, 2/14/09
15 Assists: 17, Jason Williams, vs. Duquesne, 12/3/97

Made 8 Field Goals: 10-for-15, Kasey Hill, at Florida State, 12/11/16
Made 10 Field Goals: 10-for-15, Kasey Hill, at Florida State, 12/11/16
Made 12 Field Goals: 12-for-15, John Egbunu, vs. Kentucky, 3/1/16

Attempted 15 Field Goals: 10-for-15, Kasey Hill, at Florida State, 12/11/16
Attempted 20 Field Goals: 12-for-21, Michael Frazier II, at South Carolina, 3/4/14
Attempted 25 Field Goals: 9-for-26, Anthony Roberson, vs. Tennessee, 1/19/05

Made 5 3-Pointers: 5-for-7, KeVaughn Allen, vs. Little Rock, 12/21/16
Made 6 3-Pointers: 6-for-7, KeVaughn Allen, at Ole Miss, 1/16/16
Made 7+ 3-Pointers: 11-for-18, Michael Frazier II, at South Carolina, 3/4/14

Attempted 10 3-Pointers: 4-for-10, Eli Carter, at Texas A&M, 2/14/15
Attempted 12 3-Pointers: 11-for-18, Michael Frazier II, at South Carolina, 3/4/14
Attempted 15 3-Pointers: 11-for-18, Michael Frazier II, at South Carolina, 3/4/14

Made 10 Free Throws: 10-for-12, Kasey Hill, vs. North Carolina (neutral at Bahamas), 11/28/14
Made 12 Free Throws: 13-for-16, Scottie Wilbekin, vs. Missouri, 2/4/14
Made 15 Free Throws: 19-for-22, Joakim Noah, vs. Georgia, 3/1/06

Attempted 10 Free Throws: 9-for-10, Canyon Barry, vs. Charlotte (neutral at Sunrise), 12/17/16
Attempted 15 Free Throws: 8-for-16, Kasey Hill, vs. Georgia, 1/2/16
Attempted 20 Free Throws: 19-for-22, Joakim Noah, vs. Georgia, 3/1/06

4 Blocks: 4, John Egbunu, vs. Miami (neutral at Orlando), 11/27/16
5 Blocks: 5, Kevarrius Hayes, vs. FGCU (neutral at Jacksonville), 11/11/16
6 Blocks: 6, Patric Young, vs. Savannah St., 11/20/12
7 Blocks: 7, Al Horford, vs. Ole Miss, 2/16/05

5 Steals: 5, Chris Chiozza, vs. Charlotte (neutral at Sunrise), 12/17/16
6 Steals: 6, Michael Frazier II, at Vanderbilt, 2/3/15
7 Steals: 7, Dan Werner, vs. Georgia, 2/9/08

Double-Double: Kasey Hill, vs. Little Rock, 12/21/16, 11 points/11 assists
Double-Double with Points/Assists: Kasey Hill, vs. Little Rock, 12/21/16, 11 points/11 assists
Triple-Double: Nick Calathes, vs. Georgia, 1/28/09, 20 points/13 rebounds/10 assists
2 Straight Double-Doubles: John Egbunu, vs. Ole Miss, 2/9/16, 14 points/10 rebounds; vs. Alabama, 2/13/16, 10 points/11 rebounds
3 Straight Double-Doubles: Dorian Finney-Smith, at Texas A&M, 1/12/16, 17 points/12 rebounds; at Ole Miss, 1/16/16, 17 points/10 rebounds; vs. Mississippi State, 1/19/16, 20 points/13 rebounds
4 Straight Double-Doubles: David Lee, vs. Vanderbilt, 2/23/05, 13 points/14 rebounds; at South Carolina, 2/27/05, 13 points/14 rebounds; at Georgia, 3/2/05, 17 points/13 rebounds; vs. Kentucky, 3/6/05, 11 points/10 rebounds

20 Points & 10 assists: Erving Walker, vs. Georgia, 1/27/10, 21 points/10 assists
20 Points & 10 Rebounds: Dorian Finney-Smith, vs. Mississippi State, 1/19/16, 20 points/13 rebounds
20 Points & 15 Rebounds: Dorian Finney-Smith, at Arkansas, 1/11/14, 22 points/15 rebounds
25 Points & 10 Rebounds: Erik Murphy, vs. LSU (SEC Tournament), 3/15/13, 27 points/12 rebounds
25 Points & 15 Rebounds: Greg Stolt, vs. USF, 12/10/96, 33 points/15 rebounds
30 Points & 10 Rebounds: Joakim Noah, vs. Georgia, 3/1/06, 37 points/11 rebounds
30 Points & 15 Rebounds: Greg Stolt, vs. USF, 12/10/96, 33 points/15 rebounds

TEAM PERFORMANCES

85 Points: 94, vs. Little Rock, 12/21/16
90 Points: 94, vs. Little Rock, 12/21/16
95 Points: 97, at North Florida, 3/15/16
100 Points: 104, vs. North Carolina A&T, 11/16/15
105 Points: 107, vs. Jacksonville, 11/25/11
110 Points: 112, NCAA Tournament vs. Jackson State, 3/16/07
120 Points: 125, vs. FAMU, 12/10/00
130 Points: 131, vs. New Hampshire, 11/29/99

50 Rebounds: 54, vs. Alabama, 2/13/16
55 Rebounds: 57, vs. Richmond, 12/1/15
60 Rebounds: 62, NCAA Tournament vs. Jackson State, 3/16/07

20 Offensive Rebounds: 20, vs. Mercer (neutral at Jacksonville), 11/13/16
25 Offensive Rebounds: 27, vs. Bethune-Cookman, 12/11/99

Made 35 Field Goals: 35-for-68, at North Florida, 3/15/16
Made 40 Field Goals: 42-for-73, vs. North Carolina A&T, 11/18/10
Made 45 Field Goals: 46-for-81, vs. New Hampshire, 11/29/99

Attempted 65 Field Goals: 24-for-65, vs. Gonzaga (neutral at Orlando), 11/25/16
Attempted 70 Field Goals: 23-for-70, at Vanderbilt, 1/26/16
Attempted 75 Field Goals: 39-for-76, vs. Jackson State, 11/11/11
Attempted 80 Field Goals: 39-for-83, vs. FAU, 11/27/00

Made 10 3-Pointers: 16-for-31, vs. Little Rock, 12/21/16
Made 12 3-Pointers: 16-for-31, vs. Little Rock, 12/21/16
Made 15 3-Pointers: 16-for-31, vs. Little Rock, 12/21/16
Made 18 3-Pointers: 18-for-35, vs. Robert Morris, 12/30/96

Attempted 25 3-Pointers: 16-for-31, vs. Little Rock, 12/21/16
Attempted 30 3-Pointers: 16-for-31, vs. Little Rock, 12/21/16
Attempted 35 3-Pointers: 14-for-35, vs. Stetson, 11/28/11

Made 25 Free Throws: 25-for-33, at Missouri, 3/5/16
Made 30 Free Throws: 30-for-36, vs. Arkansas, 2/3/16
Made 35 Free Throws: 35-for-39, vs. Vanderbilt, 2/7/04
Made 40 Free Throws: 40-for-50, vs. Morehead State, 12/22/98

Attempted 35 Free Throws: 16-for-37, vs. Kentucky, 3/1/16
Attempted 40 Free Throws: 24-for-41, vs. Georgia, 1/2/16
Attempted 45 Free Throws: 33-for-45, vs. Florida State, 11/25/05
Attempted 50 Free Throws: 40-for-50, vs. Morehead State, 12/22/98

20 Assists: 20, vs. Little Rock, 12/21/16
25 Assists: 25, at Auburn, 2/16/13
30 Assists: 32, vs. Northeastern, 12/22/03

10 Steals: 13, vs. Charlotte (neutral at Sunrsie), 12/17/16
15 Steals: 17, vs. Wake Forest (neutral at Sunrise), 12/20/14
20 Steals: 22, vs. VMI, 12/28/99
25 Steals: 25, vs. Morehead State, 12/22/98

Forced 20 Turnovers: 20, vs. Charlotte (neutral at Sunrise), 12/17/16
Forced 25 Turnovers: 25, vs. Toledo, 11/14/08
Forced 30 Turnovers: 30, vs. Georgia, 2/5/00
Forced 35 Turnovers: 35, vs. Florida A&M, 12/4/99

8 Blocks: 8, vs. Duke (neutral at New York), 12/6/16
9-11 Blocks: 11, vs. Miami (neutral at Orlando), 11/27/16
12 Blocks: 12, vs. FAMU, 12/17/06

Had 5 Players with 10 Points: 5 players, vs. Little Rock, 12/21/16; Devin Robinson (21), KeVaughn Allen (19), Canyon Barry (15), Kevarrius Hayes (12), Kasey Hill (11)

Had 6 Players with 10 Points: 6 players, at North Florida, 3/15/16; Dorian Finney-Smith (15), Kasey Hill (14), KeVaughn Allen (13), John Egbunu (13), Chris Chiozza (11), Devin Robinson (10)

Had 7/8 Players with 10 Points: 8 players, vs. North Carolina A&T, 11/18/10; Kenny Boynton (16), Chandler Parsons (16), Casey Prather (12), Erik Murphy (11), Erving Walker (11), Scottie Wilbekin (11), Patric Young (11), Vernon Macklin (10)

Had 2 Players with 20 Points: vs. Seton Hall (neutral at Orlando), 11/24/16; KeVaughn Allen (21), Canyon Barry (20)

Had 3 Players with 20 Points: at Arkansas, 2/18/12; Erving Walker (31), Kenny Boynton (25), Bradley Beal (21)

Had 2 Players with 25 Points: at Arkansas, 2/18/12; Erving Walker (31), Kenny Boynton (25)

Had 2 Players with 30 Points: vs. Georgia, 3/3/62; Cliff Luyk (36), Tom Barbee (32)

Had 6/7 Players Make a 3-Pointer: 7, vs. Little Rock, 12/21/16

Had 8 Players Make a 3-Pointer: 8, vs. North Carolina A&T, 11/16/15

Had 9 Players Make a 3-Pointer: 9, vs. Chattanooga, 11/18/06 (*tied for NCAA record*)

Had 2 Players with 10 Rebounds: vs. Alabama, 2/13/16; Devin Robinson (12), John Egbunu (11)

Had 3 Players with 10 Rebounds: vs. Richmond, 12/1/15; John Egbunu (14), Dorian Finney-Smith (13), Devin Robinson (13)

Had 2 Players with a Double-Double: vs. Richmond, 12/1/15; John Egbunu (17 points, 14 rebounds), Devin Robinson (12 points, 13 rebounds)

Had 3 Players with a Double-Double: vs. Jacksonville, 12/18/05; Corey Brewer (15 points, 13 assists & 10 rebounds), Joakim Noah (21 points, 10 rebounds), Al Horford (20 points, 11 rebounds)


Had 2+ Players Foul Out: 3, vs. Seton Hall (neutral in Orlando), 11/24/16; Chris Chiozza, Kasey Hill, Devin Robinson

Overcame a 10-Point Deficit: 1/19/15, vs. Mississippi State; Trailed 56-45 at 16:06 in 2nd half & won 81-78
Lost a 10-Point Lead: 11/26/16, vs. Gonzaga (neutral at Orlando); Led 29-18 at 4:22 in 1st half, lost 77-72

Made a Game-Winner: 2/18/15, vs. Vanderbilt, Devin Robinson dunk with 2.1 seconds left to put UF ahead, 48-47 (Chiozza FTs sealed 50-47 win)

Made a Buzzer-Beater: 1/23/10, vs. South Carolina, Chandler Parsons 3-Pointer at the buzzer to win, 56-55
Lost on a Game-Winner: 12/29/15, vs. Florida State, Dwayne Bacon jumper with :04 left to defeat UF, 73-71

2016-17 FLORIDA GATORS



#0 KASEY HILL
G | Sr. | 6-1 | 175 | Umatilla, Fla.



#1 DEVIN ROBINSON
F | Jr. | 6-8 | 200 | Chesterfield, Va.



#2 ERIC HESTER
G | Fr. | 6-3 | 167 | Clearwater, Fla.



#3 JALEN HUDSON
G | Jr. | 6-6 | 190 | Richmond, Va.



#5 KEVAUGHN ALLEN
G | So. | 6-2 | 183 | Little Rock, Ark.



#11 CHRIS CHIOZZA
G | Jr. | 6-0 | 176 | Memphis, Tenn.



#12 GORJOK GAK
F/C | Fr. | 6-11 | 231 | Sydney, Australia



#13 KEVARRIUS HAYES
F/C | So. | 6-9 | 218 | Live Oak, Fla.



#15 JOHN EGBUNU
C | Jr. | 6-11 | 255 | Bauchi, Nigeria



#21 DONTAY BASSETT
F | Fr. | 6-9 | 222 | Oakland, Calif.



#23 JUSTIN LEON
F | Sr. | 6-8 | 206 | Conway, Ark.



#24 CANYON BARRY
G | Gr. | 6-6 | 215 | Colorado Springs, Colo.



#25 KEITH STONE
F | Fr. | 6-8 | 240 | Deerfield Beach, Fla.



#32 SCHUYLER RIMMER
C | Sr. | 6-10 | 249 | Orlando, Fla.



MIKE WHITE
Head Coach



DUSTY MAY
Assistant Coach



JORDAN MINCY
Assistant Coach



DARRIS NICHOLS
Assistant Coach

MEDIA INFORMATION

The University of Florida appreciates the media coverage from all local, regional and national outlets. The Communications Office believes in developing mutually beneficial relationships with the media and we emphasize a positive and professional working environment with all entities. The ultimate goal of the Communications Office is to provide accurate and timely information about our athletic teams and to ensure that we assist the media to the best of our abilities while they cover our program.

GAME COVERAGE

CREDENTIALS: Requests for credentials will be taken online and reviewed by Denver Parler. To access the credential request form, please visit www.sportssystem.com/florida. Once you have submitted your credential request, you will receive an automated email from the Communications Department acknowledging your request was received and is being reviewed. Once a decision on your request is made, you will receive an email with further information. Requests must be made by the day prior to a game (noon for afternoon games or 4:30 p.m. for evening games).

CREDENTIAL PICK-UP: Credentials will be mailed up until 10 days prior to the event or held at the Press Will Call window at Gate One of the O'Connell Center, which opens for pick-up 90 minutes prior to each game. Credentials can be overnighted at the expense of the media organization within 10 days of the event (by request).

PARKING: A limited number of parking spaces exist and can be requested online with your credential application. Please note that if you request to pick up your credentials at Press Will Call, we will be unable to provide a parking pass as you will have to park before visiting Press Will Call. Free parking is available in the deck next to the O'Connell Center and is generally still available 75-90 minutes before the game.

MEDIA ROOM/INTERVIEW AREA: Located between Gates 1 & 4 in the Martial Arts room near the loading dock, the media room includes work space, necessary electrical outlets, a television and wireless internet. A pre-game meal, snacks and soft drinks are also available in the media room. The pre-game meal begins 1:15 before tip. Post-game coach and player press conferences are also conducted in this area.

FLORIDA LOCKER ROOM: The Gator locker room is closed to the media with the exception of the SEC and NCAA Tournaments. Coach White and selected players will be available to the media following games in the media room/interview area. At Florida home games, players are available first while Coach White will follow with a post-game press conference in the Martial Arts/Media Room. If the visiting team chooses to utilize the media room, they will do so either directly before or after Florida players. Coach White will typically go last.

VISITOR LOCKER ROOM: Interview policies and procedures will be determined by visiting Sports Information Directors and coaches. Those procedures will be announced on game days.

GENERAL GAME DAY MEDIA SERVICES: Game program/scorecard, game notes, play-by-play, complete halftime and final statistics, coaches' & player quote sheets and post-game notes are all regular services on game days.

SEATING: Press seating is assigned, and all media members are asked to utilize their assigned seat. A limited number of front-row courtside press seats are available and will be provided to national publications, major daily newspapers and/or those who cover Florida basketball regularly. Additional seating will be at the front row table in the baseline bleachers near Gate 2 and in the second row courtside behind the press table. Photographers are restricted to two baseline locations closest to the team benches.

TENTATIVE MEDIA SCHEDULE: DEC. 19-JAN. 1

Monday	Tuesday	Wednesday	Thursday	Friday	Saturday	Sunday
No Availability	2:45 Coach White/ Players at arena	7 p.m. Game vs. Little Rock	No Availability	No Availability	No Availability	No Availability

Monday	Tuesday	Wednesday	Thursday	Friday	Saturday	Sunday
No Availability	No Availability	Time TBA Coach White/ Player	9 p.m. Game at Arkansas	No Availability	No Availability	No Availability

2016-17 QUICK FACTS

University Facts

Location: Gainesville, Fla.
 Founded: 1853
 Enrollment: 53,744
 Conference: Southeastern (SEC)
 Nickname: Gators
 UF President: Dr. W. Kent Fuchs
 Athletic Director: Scott Stricklin
 Mascots: Albert and Alberta
 Colors: Orange (PMS 172) and Blue (PMS 287)
 Website: FloridaGators.com
 Facebook: facebook.com/GatorsMBK
 Twitter: @GatorsMBK, @MikeWhiteUF
 Instagram: @gatorsmbk

Coaching Staff Facts

Head Coach: Mike White (Ole Miss '00)
 UF Record: 2nd season/30-18
 Overall Record: 6th season/131-58
 Assistant Coaches: Dusty May (Indiana '00), Jordan Mincy (Kent State '09), Darris Nichols (West Virginia '08)
 Athletic Trainer: David "Duke" Werner
 Strength & Conditioning Coordinator: Preston Greene
 Director of Basketball Operations: Kyle Church
 Video Coordinator: Jonathan Blake
 Office Manager: Tracy Pfaff
 Staff Assistant: Mike Robuck
 Academic Counselor: Tom Williams

Program Facts

Arena: Exactech Arena at the Stephen C. O'Connell Center (10,133)
 Season: 98th
 Overall Record: 1,376-1,079
 SEC Record: 607-632
 NCAA Tournaments: 17 (1989, '94, '95, '99, 2000, '01, '02, '03, '04, '05, '06, '07, '10, '11, '12, '13, '14)
 Final Fours: 5 (1994, 2000, '06, '07, '14)
 National Championships: 2 (2006, '07)
 NIT Appearances: 10 (1969, '84, '85, '86, '92, '93, '98, 2008, '09, '16)
 SEC Tournament Championships: 4 (2005, '06, '07, '14)
 SEC Championships: 7 (1989, 2000, '01, '07, '11, '13, '14)
 All-Americans: 25
 All-SEC: 106
 SEC Academic Honor Roll: 113
 NBA Draftees: 35
 2015-16 Record: 21-15
 2015-16 Conference Record: 9-9 (t-8th)
 Lettermen Returning/Lost: 8/7
 Starters Returning/Lost: 4/1

Communications Contact

Denver Parler
 Email: denverp@gators.ufl.edu
 Office: 352-375-4683 ext. 6135
 Cell: 352-318-3493
 Main Comm. Office Phone: 352-375-4683, ext. 6100
 Fax: 352-375-4809

#5 KEVAUGHN ALLEN

SOPHOMORE | G | 6-2 | 183 | LITTLE ROCK, ARK. | NORTH LITTLE ROCK

Overview

- An explosive athlete with the ability to score in bunches from beyond the arc, as well.
- Named 2016 SEC All-Freshman, ranking second on the Gators in scoring both for the season (11.6) and in SEC action (12.3)
- Named SEC Freshman of the Week on Feb. 1 after his 19-point performance in helping Florida knock off ninth-ranked West Virginia.
- Exploded for a career-high 32 points in the loss to Florida State, marking the fifth-most points in a game by a Florida freshman all-time and the most since Matt Walsh had 33 vs. Miami (12/21/02).

2016-17 Highlights

- Named preseason second-team All-SEC in the media and coaches polls.
- The starting 2-guard for the second straight season and figures to be one of the Gators' primary offensive weapons.
- Broke out with a 21-point game vs. Seton Hall in the AdvoCare Invitational opener.
- Poured in 13 points in the first six minutes vs. Little Rock in the grand opening of Exactech Arena, including three of his five 3-pointers on the night.
- Set a career-best and led the team with five assists in the win vs. Mercer.



Season	gp-gs	min/avg	Total		3-Point		F-Throws		Rebounds				Scoring							
			fg-fga	pct	fg-fga	pct	ft-fga	pct	off	def	tot	avg	pf	fo	ast	to	blk	stl	pts	avg
2015-16	36-34	978/27.2	134-336	.399	51-162	.315	99-117	.846	18	79	97	2.7	56	0	57	35	5	41	418	11.6
2016-17	12-12	323/26.9	60-133	.451	22-60	.367	21-24	.875	5	22	27	2.3	19	0	17	22	4	14	163	13.6
TOTAL	48-46	1301/27.1	194-469	.414	73-222	.329	120-141	.851	23	101	124	2.6	75	0	74	57	9	55	581	12.1

Opponent	Date	gs	min	Total		3-Pointers		Free throws		Rebounds				pf	a	t/o	blk	stl	pts	avg	
				fg-fga	pct	3fg-fga	pct	ft-fga	pct	off	def	tot	avg								
vs FGCU	11/11/16	*	29	2-8	.250	0-3	.000	2-2	1.000	1	1	2	2.0	1	2	1	0	2	6	6.0	
vs Mercer	11/13/16	*	26	3-12	.250	2-8	.250	5-5	1.000	1	2	3	2.5	1	5	4	2	2	13	9.5	
vs St. Bonaventure	11/17/16	*	31	7-14	.500	2-3	.667	0-0	.000	0	3	3	2.7	2	1	2	1	2	16	11.7	
vs Belmont	11/21/16	*	26	4-9	.444	2-5	.400	4-4	1.000	0	1	1	2.3	0	0	2	0	2	14	12.3	
vs Seton Hall	11/24/16	*	35	7-14	.500	3-8	.375	4-4	1.000	0	6	6	3.0	1	1	2	1	1	21	14.0	
vs Gonzaga	11/25/16	*	27	7-17	.412	1-7	.143	0-0	.000	1	0	1	2.7	4	0	2	0	0	15	14.2	
vs Miami	11/27/16	*	24	4-11	.364	1-3	.333	0-0	.000	0	2	2	2.6	1	1	0	0	1	9	13.4	
at North Florida	12/1/16	*	24	2-2	1.000	0-0	.000	1-2	.500	0	2	2	2.5	1	1	0	0	3	5	12.4	
vs Duke	12/6/16	*	32	8-13	.615	3-5	.600	2-2	1.000	0	0	0	2.2	2	0	2	0	0	21	13.3	
at Florida State	12/11/16	*	20	6-13	.462	1-3	.333	3-5	.600	0	0	0	2.0	4	0	1	0	0	16	13.6	
vs Charlotte	12/17/16	*	23	3-10	.300	2-8	.250	0-0	.000	0	2	2	2.0	2	3	3	0	1	8	13.1	
LITTLE ROCK	12/21/16	*	26	7-10	.700	5-7	.714	0-0	.000	2	3	5	2.3	0	3	3	0	0	19	13.6	
Totals			12	323	60-133	.451	22-60	.367	21-24	.875	5	22	27	2.3	19	17	22	4	14	163	13.6

Games played: 12
 Minutes/game: 26.9
 Points/game: 13.6
 FG Pct: 45.1
 3FG Pct: 36.7
 FT Pct: 87.5

Rebounds/game: 2.3
 Assists/game: 1.4
 Turnovers/game: 1.8
 Assist/turnover ratio: 0.8
 Steals/game: 1.2
 Blocks/game: 0.3

Allen Game Highs

Points	
2016-17	21, 2x, last vs. Duke (12/6/16)
Career	32, vs. Florida State (12/29/15)
Rebounds	
2016-17	6, vs. Seton Hall (11/24/16)
Career	6, 2x, last vs. Seton Hall (11/24/16)
Field Goals	
2016-17	8, vs. Duke (12/6/16)
Career	10, vs. Florida State (12/29/15)
Field Goal Attempts	
2016-17	17, vs. Gonzaga (11/25/16)
Career	18, vs. Florida State (12/29/15)
3-Point Field Goals	
2016-17	5, vs. Little Rock (12/21/16)
Career	6, at Ole Miss (1/16/16)
3-Point FG Attempts	
2016-17	8, 3x, last vs. Charlotte (12/17/16)
Career	9, at Georgia (2/16/16)
Free Throws	
2016-17	5, vs. Mercer (11/13/16)
Career	9, 2x, last vs. West Va. (1/30/16)
Free Throw Attempts	
2016-17	5, 2x, last at FSU (12/11/16)
Career	9, 2x, last vs. West Va. (1/30/16)
Assists	
2016-17/Career	5, vs. Mercer (11/13/16)
Steals	
2016-17/Career	3, at North Florida (12/1/16)
Blocked Shots	
2016-17/Career	2, vs. Mercer (11/13/16)
Minutes Played	
2016-17	35, vs. Seton Hall (11/24/16)
Career	35, 4x, last vs. SHU (11/24/16)

Allen vs. Arkansas (10.5 ppg, 3.5 rpg)

Opponent	Date	GS	Min	FG	FGA	Pct	3FG	FGA	Pct	FT	FTA	Pct	Off	Def	Tot	PF	FO	A	TO	Blk	Stl	Pts
ARKANSAS	2/3/16	*	28	2	6	.333	0	3	.000	6	6	1.000	0	2	2	1	0	1	0	0	2	10
vs Arkansas	3/10/16	*	32	3	10	.300	2	5	.400	3	3	1.000	0	5	5	3	0	3	2	0	0	11
Totals	2 Games	2	60	5	16	.313	2	8	.250	9	9	1.000	0	7	7	4	0	4	2	0	2	21

#24 CANYON BARRY

GRADUATE | G | 6-6 | 215 | COLORADO SPRINGS, COLO. | COLL. OF CHARLESTON

Overview

- Averaged 12.8 points in 70 appearances with College of Charleston
- Enrolled in graduate studies in nuclear engineering at UF
- Two-time Academic All-American, earning first-team honors in 2016 and second-team recognition in 2015.
- 2015 CAA Winter Sports Scholar-Athlete Award (Men's Basketball)
- Three-Time CAA All-Academic Team (2014, 2015 and 2016)
- Three-Time CAA Player of the Week selection
- 2014 CAA All-Rookie Team
- CAA Co-Rookie of the Week selection (Nov. 18, 2013)

2016-17 Highlights

- Gives Florida an additional 3-point threat, but also has the athleticism to drive to the rim.
- His 20 points vs. Seton Hall marked the first 20-point game by a Gator off the bench since Dorian Finney-Smith (vs. Tennessee, 2/28/15).
- Scored 17 off the bench to spark Florida's offense in the win vs. Belmont, contributing eight points during a 16-0 second-half Gator run.
- Surpassed 900 career points in his Florida debut, chipping in 13 points off the bench.



Season	gp-gs	min/avg	Total		3-Point		F-Throws		Rebounds				Scoring							
			fg-fga	pct	fg-fga	pct	ft-fa	pct	off	def	tot	avg	pf	fo	ast	to	blk	stl	pts	avg
2013-14*	24-12	573/23.9	71-210	.338	26-85	.306	56-76	.737	16	42	58	2.4	44	0	33	52	6	11	224	9.3
2014-15*	33-33	1147/34.8	146-385	.379	64-174	.368	57-79	.722	28	139	167	5.1	62	2	53	66	16	38	413	12.5
2015-16*	13-13	415/31.9	84-209	.402	28-84	.333	60-71	.845	6	38	44	3.4	20	0	17	31	7	10	256	19.7
2016-17	12-0	264/22.0	43-110	.391	12-43	.279	42-49	.857	14	28	42	3.5	10	0	9	10	6	10	140	11.7
TOTAL	12-0	264/22.0	43-110	.391	12-43	.279	42-49	.857	14	28	42	3.5	10	0	9	10	6	10	140	11.7
All*	82-58	2399/29.3	344-914	.376	130-386	.337	215-275	.782	64	247	311	3.8	136	2	112	159	35	69	1033	12.6

Opponent	Date	gs	min	Total		3-Pointers		Free throws		Rebounds				pf	a	t/o	blk	stl	pts	avg
				fg-fga	pct	3fg-fga	pct	ft-fa	pct	off	def	tot	avg							
vs FGCU	11/11/16	24	5-12	.417	0-3	.000	3-6	.500	3	3	6	6.0	0	0	0	0	1	13	13.0	
vs Mercer	11/13/16	20	2-5	.400	1-1	1.000	2-2	1.000	1	3	4	5.0	0	0	0	0	0	7	10.0	
vs St. Bonaventure	11/17/16	23	4-9	.444	3-7	.429	5-6	.833	1	4	5	5.0	0	1	1	0	1	16	12.0	
vs Belmont	11/21/16	21	6-9	.667	1-4	.250	4-4	1.000	1	1	2	4.3	2	0	2	1	0	17	13.3	
vs Seton Hall	11/24/16	33	6-13	.462	2-7	.286	6-7	.857	1	5	6	4.6	0	2	1	0	1	20	14.6	
vs Gonzaga	11/25/16	26	3-9	.333	0-3	.000	6-6	1.000	3	2	5	4.7	1	1	2	0	2	12	14.2	
vs Miami	11/27/16	15	0-6	.000	0-1	.000	0-0	.000	1	1	2	4.3	1	1	0	2	2	0	12.1	
at North Florida	12/1/16	21	5-11	.455	1-4	.250	1-2	.500	1	3	4	4.3	0	0	2	0	0	12	12.1	
vs Duke	12/6/16	19	3-9	.333	0-1	.000	0-0	.000	0	1	1	3.9	0	1	1	1	2	6	11.4	
at Florida State	12/11/16	26	2-10	.200	0-2	.000	2-2	1.000	0	2	2	3.7	3	1	0	1	0	6	10.9	
vs Charlotte	12/17/16	22	3-6	.500	1-3	.333	9-10	.900	2	2	4	3.7	1	2	1	0	1	16	11.4	
LITTLE ROCK	12/21/16	14	4-11	.364	3-7	.429	4-4	1.000	0	1	1	3.5	2	0	0	1	0	15	11.7	
Totals		0	264	43-110	.391	12-43	.279	42-49	.857	14	28	42	3.5	10	9	10	6	10	140	11.7

Games played: 12
 Minutes/game: 22.0
 Points/game: 11.7
 FG Pct: 39.1
 3FG Pct: 27.9
 FT Pct: 85.7

Rebounds/game: 3.5
 Assists/game: 0.8
 Turnovers/game: 0.8
 Assist/turnover ratio: 0.9
 Steals/game: 0.8
 Blocks/game: 0.5

Barry Game Highs

Points
2016-17/UF 20, vs. Seton Hall (11/24/16)
Career 31, 2x, last at Davidson (11/21/15)

Rebounds
2016-17/UF 6, 2x, last vs. SHU (11/24/16)
Career 10, vs. UNC-Wilmington (1/21/15)

Field Goals
2016-17/UF 6, 2x, last vs. SHU (11/24/16)
Career 12, at Davidson (11/21/15)

Field Goal Attempts
2016-17/UF 13, vs. Seton Hall (11/24/16)
Career 25, at Davidson (11/21/15)

3-Point Field Goals
2016-17/UF 3, 2x, last vs. UALR (12/21/16)
Career 5, 4x, last at Campbell (12/22/15)

3-Point FG Attempts
2016-17/UF 7, 3x, last vs. UALR (12/21/16)
Career 9, 5x, last at Campbell (12/22/15)

Free Throws
2016-17/UF 9, vs. Charlotte (12/17/16)
Career 13, vs. East Carolina (12/7/15)

Free Throw Attempts
2016-17 10, vs. Charlotte (12/17/16)
Career 14, vs. East Carolina (12/7/15)

Assists
2016-17/UF 2, 2x, last vs. Charlotte (12/17/16)
Career 6, at Charlotte (12/16/14)

Steals
2016-17/UF 2, 3x, last vs. Duke (12/6/16)
Career 6, vs. South Carolina St. (12/11/14)

Blocked Shots
2016-17/UF 2, vs. Miami (11/27/16)
Career 2, 4x, last vs. Miami (11/27/16)

Minutes Played
2016-17/UF 33, vs. Seton Hall (11/24/16)
Career 43, vs. UNC-Wilmington (1/21/15)

Note: Career highs before this season came at College of Charleston.

#11 CHRIS CHIOZZA

JUNIOR | G | 6-0 | 176 | MEMPHIS, TENN. | WHITE STATION

Overview

- Part of UF's two-headed point guard tandem along with Kasey Hill, Chiozza led the team in assists with 156 as a sophomore.
- Chiozza is an attacking point guard with the ability to distribute or score himself.
- Has four career games with 8+ assists and one or fewer turnovers, second only to Eddie Shannon's five since the 1996-97 season.
- Had an all-around game at Missouri his sophomore season matching his career high with 17 points, setting a personal best with seven rebounds, while also posting eight assists vs. one turnover.
- Had a 12-game stretch from 12/22/15-2/3/16 where he averaged 6.4 assists per game and a 3.21 assist-to-turnover ratio.

2016-17 Highlights

- Once again shares the point guard position with Hill, giving the Gators plentiful experience in that role.
- Posted 16 points and nine assists with just one turnover at UNF, his fifth career game with 8+ assists and one or fewer turnovers.
- Made two massive plays on the defensive end in the final minute vs. St. Bonaventure to help the Gators secure the victory. With UF holding a two-point lead, Chiozza skied for a two-handed rebound and found John Egbunu heading down court for a dunk, then forced a turnover and ignited the break leading to a Devin Robinson dunk.



Season	gp-gs	min/avg	Total		3-Point		F-Throws		Rebounds					Scoring						
			fg-fga	pct	fg-fga	pct	ft-fa	pct	off	def	tot	avg	pf	fo	ast	to	blk	stl	pts	avg
2014-15	33-11	752/22.8	44-113	.389	21-65	.323	21-44	.477	13	59	72	2.2	54	1	72	41	1	39	130	3.9
2015-16	36-22	857/23.8	86-250	.344	41-128	.320	47-59	.797	10	94	104	2.9	82	2	156	65	2	39	260	7.2
2016-17	12-0	237/19.8	21-56	.375	8-29	.276	24-30	.800	5	25	30	2.5	30	1	38	17	0	20	74	6.2
TOTAL	81-33	1846/22.8	151-419	.360	70-222	.315	92-133	.692	28	178	206	2.5	166	4	266	123	3	98	464	5.7

Opponent	Date	gs	min	Total		3-Pointers		Free throws		Rebounds					pf	a	t/o	blk	stl	pts	avg
				fg-fga	pct	3fg-fga	pct	ft-fa	pct	off	def	tot	avg								
vs FGCU	11/11/16		21	2-5	.400	0-2	.000	2-3	.667	1	1	2	2.0	3	4	0	0	3	6	6.0	
vs Mercer	11/13/16		16	1-4	.250	1-2	.500	1-2	.500	0	1	1	1.5	3	2	0	0	0	4	5.0	
vs St. Bonaventure	11/17/16		18	1-3	.333	0-1	.000	4-4	1.000	0	4	4	2.3	3	2	2	0	2	6	5.3	
vs Belmont	11/21/16		20	2-5	.400	0-1	.000	4-6	.667	0	2	2	2.3	3	1	2	0	3	8	6.0	
vs Seton Hall	11/24/16		22	3-6	.500	2-3	.667	6-8	.750	1	0	1	2.0	5	2	1	0	0	14	7.6	
vs Gonzaga	11/25/16		17	0-5	.000	0-2	.000	0-0	.000	1	2	3	2.2	3	1	0	0	1	0	6.3	
vs Miami	11/27/16		23	0-2	.000	0-1	.000	0-0	.000	1	2	3	2.3	1	5	3	0	1	0	5.4	
at North Florida	12/1/16		26	5-8	.625	3-5	.600	3-3	1.000	0	4	4	2.5	3	9	1	0	3	16	6.8	
vs Duke	12/6/16		9	1-1	1.000	0-0	.000	0-0	.000	0	1	1	2.3	1	1	3	0	0	2	6.2	
at Florida State	12/11/16		22	2-7	.286	0-5	.000	2-2	1.000	1	2	3	2.4	2	4	1	0	1	6	6.2	
vs Charlotte	12/17/16		23	3-6	.500	1-3	.333	2-2	1.000	0	3	3	2.5	1	4	2	0	5	9	6.5	
LITTLE ROCK	12/21/16		20	1-4	.250	1-4	.250	0-0	.000	0	3	3	2.5	2	3	2	0	1	3	6.2	
Totals			0	237	21-56	.375	8-29	.276	24-30	.800	5	25	30	2.5	30	38	17	0	20	74	6.2

Games played: 12
 Minutes/game: 19.8
 Points/game: 6.2
 FG Pct: 37.5
 3FG Pct: 27.6
 FT Pct: 80.0

Rebounds/game: 2.5
 Assists/game: 3.2
 Turnovers/game: 1.4
 Assist/turnover ratio: 2.2
 Steals/game: 1.7

Chiozza Game Highs

Points	
2016-17	16, at North Florida (12/1/16)
Career	17, 2x, last at Missouri (3/5/16)
Rebounds	
2016-17	4, 2x, last at UNF (12/1/16)
Career	7, 2x, last vs. Texas A&M (3/11/16)
Field Goals	
2016-17	5, at North Florida (12/1/16)
Career	5, 4x, last at UNF (12/1/16)
Field Goal Attempts	
2016-17	8, at North Florida (12/1/16)
Career	12, 3x, last vs. Alabama (2/13/16)
3-Point Field Goals	
2016-17	3, at North Florida (12/1/16)
Career	3, 7x, last at UNF (12/1/16)
3-Point FG Attempts	
2016-17	5, 2x, last at FSU (12/11/16)
Career	9, at South Carolina (2/20/16)
Free Throws	
2016-17	6, vs. Seton Hall (11/24/16)
Career	8, vs. Arkansas (2/3/16)
Free Throw Attempts	
2016-17	8, vs. Seton Hall (11/24/16)
Career	12 vs. Texas A&M (3/3/15)
Assists	
2016-17	9, at North Florida (12/1/16)
Career	9, 2x, last at UNF (12/1/16)
Steals	
2016-17	5, vs. Charlotte (12/17/16)
Career	6, vs. UAB (11/27/14)
Blocked Shots	
2016-17	---
Career	1, 3x, last vs. Arkansas (3/10/16)
Minutes Played	
2016-17	26, at North Florida (12/1/16)
Career	37, vs. ULM (11/21/14)

Chiozza vs. Arkansas (8.0 ppg, 3.7 apg)

Opponent	Date	GS	Min	FG	FGA	Pct	3FG	FGA	Pct	FT	FTA	Pct	Off	Def	Tot	PF	FO	A	TO	Blk	Stl	Pts
ARKANSAS	1/31/15		24	1	3	.333	0	1	.000	0	0	.000	0	0	0	1	0	1	2	0	0	2
ARKANSAS	2/3/16	*	36	4	12	.333	1	6	.167	8	10	.800	0	2	2	4	0	8	1	0	2	17
vs Arkansas	3/10/16	*	28	2	9	.222	1	2	.500	0	0	.000	0	1	1	3	0	2	4	1	1	5
Totals	3 Games	2	88	7	24	.292	2	9	.222	8	10	.800	0	3	3	8	0	11	7	1	3	24

#15 JOHN EGBUNU

SOPHOMORE (R) | C | 6-11 | 255 | BAUCHI, NIGERIA | USF



Overview

- Immediate starter at UF, where he finished third on the team in scoring, first in blocks and second in rebounding.
- Set a Florida record with 75 dunks in 2015-16, including nine in his 27-point outing vs. Kentucky.
- Provides a physical post presence in the middle with the ability to shot-block on the defensive end of the floor.
- Transferred to UF in Summer 2014, following one season at USF.

2016-17 Highlights

- Florida's starting center for the second straight year, looks to make the jump into being a dominant SEC big man.
- Named preseason second-team All-SEC by the coaches.

Season	gp-gs	min/avg	Total		3-Point		F-Throws		Rebounds					Scoring						
			fg-fga	pct	fg-fga	pct	ft-fa	pct	off	def	tot	avg	pf	fo	ast	to	blk	stl	pts	avg
2013-14*	32-31	793/24.8	89-151	.589	0-1	.000	60-110	.545	80	118	198	6.2	92	1	12	55	43	10	238	7.4
2015-16	34-30	857/25.2	149-252	.591	0-0	.000	92-173	.532	92	128	220	6.5	110	6	12	59	48	15	390	11.5
2016-17	10-10	253/25.3	30-70	.429	1-1	1.000	29-50	.580	33	44	77	7.7	25	0	2	15	24	4	90	9.0
TOTAL	44-40	1110/25.2	179-322	.556	1-1	1.000	121-223	.543	125	172	297	6.8	135	6	14	74	72	19	480	10.9
All*	76-71	1903/25.0	268-473	.567	1-2	.500	181-333	.544	205	290	495	6.5	227	7	26	129	115	29	718	9.4

Opponent	Date	gs	min	Total		3-Pointers		Free throws		Rebounds				pf	a	t/o	blk	stl	pts	avg	
				fg-fga	pct	3fg-fga	pct	ft-fa	pct	off	def	tot	avg								
vs FGCU	11/11/16	*	24	6-11	.545	0-0	.000	1-2	.500	5	3	8	8.0	2	0	1	1	0	13	13.0	
vs Mercer	11/13/16	*	22	2-4	.500	0-0	.000	2-2	1.000	4	4	8	8.0	3	0	1	2	1	6	9.5	
vs St. Bonaventure	11/17/16	*	26	2-10	.200	0-0	.000	4-6	.667	5	5	10	8.7	2	1	5	1	0	8	9.0	
vs Belmont	11/21/16	*	20	4-4	1.000	0-0	.000	4-6	.667	3	5	8	8.5	3	1	0	1	2	12	9.8	
vs Seton Hall	11/24/16	*	27	2-8	.250	0-0	.000	4-8	.500	4	6	10	8.8	3	0	1	4	1	8	9.4	
vs Gonzaga	11/25/16	*	28	4-8	.500	0-0	.000	4-5	.800	3	4	7	8.5	1	0	0	4	0	12	9.8	
vs Miami	11/27/16	*	28	3-6	.500	0-0	.000	1-4	.250	1	3	4	7.9	4	0	2	4	0	7	9.4	
at North Florida	12/1/16	*	22	3-5	.600	0-0	.000	1-2	.500	1	4	5	7.5	4	0	1	3	0	7	9.1	
vs Duke	12/6/16	*	29	2-10	.200	0-0	.000	5-10	.500	7	5	12	8.0	2	0	3	3	0	9	9.1	
at Florida State	12/11/16	*	27	2-4	.500	1-1	1.000	3-5	.600	0	5	5	7.7	1	0	1	1	0	8	9.0	
vs Charlotte	12/17/16	dnp	-	-	-	-	-	-	-	-	-	-	-	-	-	-	-	-	-	-	
LITTLE ROCK	12/21/16	dnp	-	-	-	-	-	-	-	-	-	-	-	-	-	-	-	-	-	-	
Totals			10	253	30-70	.429	1-1	1.000	29-50	.580	33	44	77	7.7	25	2	15	24	4	90	9.0

Games played: 10
 Minutes/game: 25.3
 Points/game: 9.0
 FG Pct: 42.9
 3FG Pct: 100.0
 FT Pct: 58.0

Rebounds/game: 7.7
 Assists/game: 0.2
 Turnovers/game: 1.5
 Assist/turnover ratio: 0.1
 Steals/game: 0.4
 Blocks/game: 2.4

Egbunu Game Highs

Points	Rebounds
2016-17 13, vs. FGCU (11/11/16)	2016-17 12, vs. Duke (12/6/16)
UF/Career 27, vs. Kentucky (3/1/16)	UF 14, vs. Richmond (12/1/15)
	Career 14, 2x, last vs. Richmond (12/1/15)

Field Goals

2016-17 6, vs. FGCU (11/11/16)
UF/Career 12, vs. Kentucky (3/1/16)

Field Goal Attempts

2016-17 11, vs. FGCU (11/11/16)
UF/Career 15, vs. Kentucky (3/1/16)

3-Point Field Goals

2016-17/UF/Career 1, at Florida State (12/11/16)
--

3-Point FG Attempts

2016-17/UF 1, at Florida State (12/11/16)
Career 1, 2x, last at FSU (12/11/16)

Free Throws

2016-17 5, vs. Duke (12/6/16)
UF/Career 8, vs. Mississippi State (1/19/16)

Free Throw Attempts

2016-17 10, vs. Duke (12/6/16)
UF/Career 14, vs. Alabama (2/13/16)

Assists

2016-17 1, 2x, last vs. Belmont (11/21/16)
UF 1, 14x, last vs. Belmont (11/21/16)
Career 2, vs. Santa Clara (12/23/13)

Steals

2016-17 2, vs. Belmont (11/21/16)
UF 2, 3x, last vs. Belmont (11/21/16)
Career 2, 4x, last vs. Belmont (11/21/16)

Blocked Shots

2016-17 4, 3x, last vs. Miami (11/27/16)
UF/Career 5, at Georgia (2/16/16)

Minutes Played

2016-17 29, vs. Duke (12/6/16)
UF/Career 36, vs. Ole Miss (2/9/16)

Note: Career highs from 2013-14 took place at USF.

Egbunu vs. Arkansas (11.0 ppg, 6.5 rpg)

Opponent	Date	GS	Min	FG	FGA	Pct	3FG	FGA	Pct	FT	FTA	Pct	Off	Def	Tot	PF	FO	A	TO	Blk	Stl	Pts
ARKANSAS	2/3/16		21	4	6	.667	0	0	.000	6	8	.750	3	1	4	4	0	0	2	0	1	14
vs Arkansas	3/10/16		24	3	3	1.000	0	0	.000	2	3	.667	6	3	9	4	0	0	1	0	0	8
Totals	2 Games	0	45	7	9	.778	0	0	.000	8	11	.727	9	4	13	8	0	0	3	0	1	22

#12 GORJOK GAK

FRESHMAN | F/C | 6-11 | 231 | SYDNEY, AUSTRALIA | VICTORY ROCK PREP

Overview

- An adept passer whose 7-foot-4 wingspan enables him to play above the rim.
- Runs the floor and handles the ball well, enabling him to stretch defenses.
- Rated a three-star prospect by ESPN, Rivals and 247 Sports.
- ESPN.com bottom line: "Gak is a high major power forward that is new to the game but has all the tools to be successful immediately on the college level."

2016-17 Highlights

- Granted a waiver by to compete immediately the day before Florida's first game of the season after previously being ruled ineligible.



Season	gp-gs	min/avg	Total		3-Point		F-Throws		Rebounds				Scoring							
			fg-fga	pct	fg-fga	pct	ft-fga	pct	off	def	tot	avg	pf	fo	ast	to	blk	stl	pts	avg
2016-17	7-0	30/4.3	3-5	.600	0-0	.000	1-2	.500	1	7	8	1.1	9	0	0	3	0	1	7	1.0
TOTAL	7-0	30/4.3	3-5	.600	0-0	.000	1-2	.500	1	7	8	1.1	9	0	0	3	0	1	7	1.0

Opponent	Date	gs	min	Total		3-Pointers		Free throws		Rebounds				pf	a	t/o	blk	stl	pts	avg
				fg-fga	pct	3fg-fga	pct	ft-fga	pct	off	def	tot	avg							
vs FGCU	11/11/16	3	0-0	.000	0-0	.000	0-0	.000	0	0	0	0.0	0	0	0	0	0	0	0	0.0
vs Mercer	11/13/16	3	0-0	.000	0-0	.000	1-2	.500	1	1	2	1.0	1	0	0	0	0	1	0.5	
vs St. Bonaventure	11/17/16	dnp	-	-	-	-	-	-	-	-	-	-	-	-	-	-	-	-	-	
vs Belmont	11/21/16	4	0-0	.000	0-0	.000	0-0	.000	0	2	2	1.3	4	0	1	0	0	0	0.3	
vs Seton Hall	11/24/16	4	0-1	.000	0-0	.000	0-0	.000	0	0	0	1.0	0	0	0	0	0	0	0.3	
vs Gonzaga	11/25/16	dnp	-	-	-	-	-	-	-	-	-	-	-	-	-	-	-	-	-	
vs Miami	11/27/16	dnp	-	-	-	-	-	-	-	-	-	-	-	-	-	-	-	-	-	
at North Florida	12/1/16	4	2-2	1.000	0-0	.000	0-0	.000	0	2	2	1.2	2	0	0	0	0	4	1.0	
vs Duke	12/6/16	dnp	-	-	-	-	-	-	-	-	-	-	-	-	-	-	-	-	-	
at Florida State	12/11/16	dnp	-	-	-	-	-	-	-	-	-	-	-	-	-	-	-	-	-	
vs Charlotte	12/17/16	8	0-1	.000	0-0	.000	0-0	.000	0	2	2	1.3	2	0	2	0	1	0	0.8	
LITTLE ROCK	12/21/16	4	1-1	1.000	0-0	.000	0-0	.000	0	0	0	1.1	0	0	0	0	0	2	1.0	
Totals		0	30	3-5	.600	0-0	.000	1-2	.500	1	7	8	1.1	9	0	3	0	1	7	1.0

Games played: 7
 Minutes/game: 4.3
 Points/game: 1.0
 FG Pct: 60.0
 FT Pct: 50.0

Rebounds/game: 1.1
 Turnovers/game: 0.4
 Steals/game: 0.1

Gak Game Highs

Points	2016-17/Career	4, at North Florida (12/1/16)
Rebounds	2016-17/Career	2, 4x, last vs. Charlotte (12/17/16)
Field Goals	2016-17/Career	2, at North Florida (12/1/16)
Field Goal Attempts	2016-17/Career	2, at North Florida (12/1/16)
3-Point Field Goals	2016-17/Career	---
3-Point FG Attempts	2016-17/Career	---
Free Throws	2016-17/Career	1, vs. Mercer (11/13/16)
Free Throw Attempts	2016-17/Career	2, vs. Mercer (11/13/16)
Assists	2016-17/Career	---
Steals	2016-17/Career	1, vs. Charlotte (12/17/16)
Blocked Shots	2016-17/Career	---
Minutes Played	2016-17/Career	4, 4x, last vs. UALR (12/21/16)

#13 KEVARRIUS HAYES

SOPHOMORE | F/C | 6-9 | 218 | LIVE OAK, FLA. | SUWANE



Overview

- Long and athletic shot-blocker and rebounder, who has a great motor and is an outstanding mover.
- Started six games and scored a season-high 14 points in each of the two final games of the season while starting in place of the injured John Egbunu.
- Drew praise from head coach Mike White throughout his freshman season for his consistent effort and attitude.

2016-17 Highlights

- Projects to fill the backup center spot again, but may also see minutes as a power forward.
- Blocked five shots in 14 minutes in the season opener vs. FGCU.
- Demonstrating the same energy he brought as a freshman, but with added strength and skill.

Season	gp-gs	min/avg	Total		3-Point		F-Throws		Rebounds				Scoring							
			fg-fga	pct	fg-fga	pct	ft-fa	pct	off	def	tot	avg	pf	fo	ast	to	blk	stl	pts	avg
2015-16	35-6	403/11.5	35-50	.700	0-0	.000	28-59	.475	45	47	92	2.6	64	0	7	17	20	11	98	2.8
2016-17	12-2	178/14.8	22-38	.579	0-0	.000	20-29	.690	19	26	45	3.8	23	0	1	5	16	6	64	5.3
TOTAL	47-8	581/12.4	57-88	.648	0-0	.000	48-88	.545	64	73	137	2.9	87	0	8	22	36	17	162	3.4

Opponent	Date	gs	min	Total		3-Pointers		Free throws		Rebounds				pf	a	t/o	blk	stl	pts	avg	
				fg-fga	pct	3fg-fga	pct	ft-fa	pct	off	def	tot	avg								
vs FGCU	11/11/16		14	2-2	1.000	0-0	.000	5-5	1.000	1	4	5	5.0	2	1	1	5	0	9	9.0	
vs Mercer	11/13/16		15	2-6	.333	0-0	.000	0-1	.000	2	2	4	4.5	3	0	1	1	0	4	6.5	
vs St. Bonaventure	11/17/16		14	0-3	.000	0-0	.000	3-4	.750	2	1	3	4.0	1	0	0	3	0	3	5.3	
vs Belmont	11/21/16		17	3-5	.600	0-0	.000	1-2	.500	2	2	4	4.0	1	0	0	2	0	7	5.8	
vs Seton Hall	11/24/16		10	0-0	.000	0-0	.000	0-0	.000	0	0	0	3.2	3	0	0	1	1	0	4.6	
vs Gonzaga	11/25/16		12	1-3	.333	0-0	.000	0-1	.000	1	1	2	3.0	3	0	1	0	1	2	4.2	
vs Miami	11/27/16		12	1-1	1.000	0-0	.000	2-2	1.000	0	2	2	2.9	2	0	0	1	0	4	4.1	
at North Florida	12/1/16		14	3-4	.750	0-0	.000	2-3	.667	2	1	3	2.9	2	0	0	0	0	8	4.6	
vs Duke	12/6/16		11	1-1	1.000	0-0	.000	0-0	.000	1	1	2	2.8	1	0	1	2	1	2	4.3	
at Florida State	12/11/16		13	1-3	.333	0-0	.000	2-4	.500	3	4	7	3.2	3	0	1	0	0	4	4.3	
vs Charlotte	12/17/16	*	21	3-5	.600	0-0	.000	3-4	.750	2	3	5	3.4	1	0	0	0	1	9	4.7	
LITTLE ROCK	12/21/16	*	25	5-5	1.000	0-0	.000	2-3	.667	3	5	8	3.8	1	0	0	1	2	12	5.3	
Totals			2	178	22-38	.579	0-0	.000	20-29	.690	19	26	45	3.8	23	1	5	16	6	64	5.3

Games played: 12
 Minutes/game: 14.8
 Points/game: 5.3
 FG Pct: 57.9
 FT Pct: 69.0

Rebounds/game: 3.8
 Assists/game: 0.1
 Turnovers/game: 0.4
 Assist/turnover ratio: 0.2
 Steals/game: 0.5
 Blocks/game: 1.3

Hayes Game Highs

Points	
2016-17	12, vs. Little Rock (12/21/16)
Career	14, 2x, last at GW (3/23/16)
Rebounds	
2016-17/Career	8, vs. Little Rock (12/21/16)
Field Goals	
2016-17	5, vs. Little Rock (12/21/16)
Career	6, at G. Washington (3/23/16)
Field Goal Attempts	
2016-17	6, 2x, last vs. Belmont (11/21/16)
Career	7, at G. Washington (3/23/16)
3-Point Field Goals	
2016-17/Career	---
3-Point FG Attempts	
2016-17/Career	---
Free Throws	
2016-17/Career	5, vs. FGCU (11/11/16)
Free Throw Attempts	
2016-17/Career	5, vs. FGCU (11/11/16)
Assists	
2016-17	1, vs. FGCU (11/11/16)
Career	2, at UNF (3/15/16)
Steals	
2016-17	2, vs. Little Rock (12/21/16)
Career	2, 3x, last vs. UALR (12/21/16)
Blocked Shots	
2016-17/Career	5, vs. FGCU (11/11/16)
Minutes Played	
2016-17	25, vs. Little Rock (12/21/16)
Career	34, at G. Washington (3/23/16)

Hayes vs. Arkansas (2.5 ppg, 3.0 rpg)

Opponent	Date	GS	Min	FG	FGA	Pct	3FG	FGA	Pct	FT	FTA	Pct	Off	Def	Tot	PF	FO	A	TO	Blk	Stl	Pts
ARKANSAS	2/3/16	*	7	0	0	.000	0	0	.000	2	2	1.000	0	0	0	2	0	0	1	0	0	2
vs Arkansas	3/10/16	*	15	0	0	.000	0	0	.000	3	8	.375	1	5	6	4	0	0	1	0	0	3
Totals	2 Games	2	22	0	0	.000	0	0	.000	5	10	.500	1	5	6	6	0	0	2	0	0	5

#2 ERIC HESTER

FRESHMAN | G | 6-3 | 167 | CLEARWATER, FLA. | OLDSMAR CHRISTIAN

Overview

- The first high school players to commit to UF under head coach Mike White.
- A long guard who boasts a 6-foot-10 wingspan and the motor to be an elite defender.
- Named a top-100 player in USA Today's composite rankings.
- Rated a four-star prospect by Rivals and 247 Sports and a three-star recruit by ESPN and Scout.

2016-17 Highlights

- Combo guard who will look to get minutes in the Gators' deep and experienced backcourt.



Season	gp-gs	min/avg	Total		3-Point		F-Throws		Rebounds				Scoring							
			fg-fga	pct	fg-fga	pct	ft-fa	pct	off	def	tot	avg	pts	avg						
2016-17	8-0	46/5.8	5-10	.500	3-8	.375	1-2	.500	0	2	2	0.3	7	0	2	2	0	3	14	1.8
TOTAL	8-0	46/5.8	5-10	.500	3-8	.375	1-2	.500	0	2	2	0.3	7	0	2	2	0	3	14	1.8

Opponent	Date	gs	min	Total		3-Pointers		Free throws		Rebounds				pf	a	t/o	blk	stl	pts	avg
				fg-fga	pct	3fg-fga	pct	ft-fa	pct	off	def	tot	avg							
vs FGCU	11/11/16	2	0-1	.000	0-1	.000	0-0	.000	0	1	1	1.0	0	0	0	0	1	0	0.0	
vs Mercer	11/13/16	3	0-1	.000	0-1	.000	1-2	.500	0	0	0	0.5	0	0	0	0	1	0.5		
vs St. Bonaventure	11/17/16	dnp	-	-	-	-	-	-	-	-	-	-	-	-	-	-	-	-		
vs Belmont	11/21/16	3	0-1	.000	0-1	.000	0-0	.000	0	0	0	0.3	1	0	1	0	1	0.3		
vs Seton Hall	11/24/16	dnp	-	-	-	-	-	-	-	-	-	-	-	-	-	-	-	-		
vs Gonzaga	11/25/16	dnp	-	-	-	-	-	-	-	-	-	-	-	-	-	-	-	-		
vs Miami	11/27/16	3	0-0	.000	0-0	.000	0-0	.000	0	0	0	0.3	0	0	0	0	0	0.3		
at North Florida	12/1/16	11	1-1	1.000	1-1	1.000	0-0	.000	0	0	0	0.2	2	1	0	0	3	0.8		
vs Duke	12/6/16	dnp	-	-	-	-	-	-	-	-	-	-	-	-	-	-	-	-		
at Florida State	12/11/16	2	0-0	.000	0-0	.000	0-0	.000	0	0	0	0.2	0	0	0	0	0	0.7		
vs Charlotte	12/17/16	14	3-5	.600	1-3	.333	0-0	.000	0	0	0	0.1	3	1	1	0	1	1.6		
LITTLE ROCK	12/21/16	8	1-1	1.000	1-1	1.000	0-0	.000	0	1	1	0.3	1	0	0	0	3	1.8		
Totals		0	46	5-10	.500	3-8	.375	1-2	.500	0	2	2	0.3	7	2	2	0	3	14	1.8

Games played: 8
 Minutes/game: 5.8
 Points/game: 1.8
 FG Pct: 50.0
 3FG Pct: 37.5
 FT Pct: 50.0

Rebounds/game: 0.3
 Assists/game: 0.3
 Turnovers/game: 0.3
 Assist/turnover ratio: 1.0
 Steals/game: 0.4

Hester Game Highs

Points	2016-17/Career 7, vs. Charlotte (12/17/16)
Rebounds	2016-17/Career 1, 2x, last vs. UALR (12/21/16)
Field Goals	2016-17/Career 3, vs. Charlotte (12/17/16)
Field Goal Attempts	2016-17/Career 5, vs. Charlotte (12/17/16)
3-Point Field Goals	2016-17/Career 1, 3x, last vs. UALR (12/21/16)
3-Point FG Attempts	2016-17/Career 3, vs. Charlotte (12/17/16)
Free Throws	2016-17/Career 1, vs. Mercer (11/13/16)
Free Throw Attempts	2016-17/Career 2, vs. Mercer (11/13/16)
Assists	2016-17/Career 1, 2x, last vs. Charlotte (12/17/16)
Steals	2016-17/Career 1, 3x, last vs. Charlotte (12/17/16)
Blocked Shots	2016-17/Career ---
Minutes Played	2016-17/Career 14, vs. Charlotte (12/17/16)

#0 KASEY HILL


JUNIOR | G | 6-1 | 180 | UMATILLA, FLA. | MONTVERDE ACADEMY

Overview

- Has three career 10-assist games and three games with at least eight assists and one turnover or fewer.
- Has the potential to move into the top five all-time on UF's career assists list.
- Especially dangerous in transition and open-floor situations, Hill is an outstanding athlete with the ability to play above the rim.
- 2013 McDonald's All-American.

2016-17 Highlights

- The lone four-year senior on the team, Hill projects to tag-team point guard duties with Chris Chiozza.
- Showing great game control through the first two games, running the UF offense with poise and efficiency.



Season	gp-gs	min/avg	Total		3-Point		F-Throws		Rebounds					Scoring						
			fg-fga	pct	fg-fga	pct	ft-fa	pct	off	def	tot	avg	pf	fo	ast	to	blk	stl	pts	avg
2013-14	32-8	703/22.0	57-140	.407	5-35	.143	57-86	.663	9	54	63	2.0	67	2	100	50	5	37	176	5.5
2014-15	33-32	1000/30.3	89-235	.379	8-29	.276	50-95	.526	13	64	77	2.3	66	1	149	72	8	32	236	7.2
2015-16	36-17	858/23.8	118-302	.391	19-64	.297	71-132	.538	12	74	86	2.4	87	2	120	72	11	53	326	9.1
2016-17	12-12	336/28.0	40-92	.435	3-16	.188	29-40	.725	8	27	35	2.9	26	1	57	34	3	18	112	9.3
TOTAL	113-69	2897/25.6	304-769	.395	35-144	.243	207-353	.586	42	219	261	2.3	246	6	426	228	27	140	850	7.5

Opponent	Date	gs	min	Total		3-Pointers		Free throws		Rebounds					pf	a	t/o	blk	stl	pts	avg
				fg-fga	pct	3fg-fga	pct	ft-fa	pct	off	def	tot	avg								
vs FGCU	11/11/16	*	30	4-5	.800	0-0	.000	3-4	.750	0	3	3	3.0	1	4	1	0	2	11	11.0	
vs Mercer	11/13/16	*	26	1-6	.167	0-4	.000	4-6	.667	0	3	3	3.0	2	2	2	0	0	6	8.5	
vs St. Bonaventure	11/17/16	*	32	1-5	.200	0-0	.000	2-4	.500	1	1	2	2.7	1	4	5	0	0	4	7.0	
vs Belmont	11/21/16	*	25	2-11	.182	1-3	.333	0-0	.000	0	1	1	2.3	3	5	1	0	3	5	6.5	
vs Seton Hall	11/24/16	*	23	3-6	.500	0-1	.000	0-0	.000	1	1	2	2.2	5	2	5	1	0	6	6.4	
vs Gonzaga	11/25/16	*	32	1-4	.250	0-0	.000	6-6	1.000	1	3	4	2.5	3	7	2	1	2	8	6.7	
vs Miami	11/27/16	*	31	4-7	.571	0-0	.000	8-10	.800	0	2	2	2.4	1	3	1	0	2	16	8.0	
at North Florida	12/1/16	*	20	2-5	.400	0-1	.000	1-1	1.000	0	2	2	2.4	2	5	4	0	2	5	7.6	
vs Duke	12/6/16	*	34	4-11	.364	0-0	.000	5-7	.714	2	5	7	2.9	4	6	2	1	0	13	8.2	
at Florida State	12/11/16	*	36	10-15	.667	1-2	.500	0-0	.000	0	3	3	2.9	2	3	5	0	2	21	9.5	
vs Charlotte	12/17/16	*	20	3-10	.300	0-2	.000	0-1	.000	2	2	4	3.0	1	5	2	0	2	6	9.2	
LITTLE ROCK	12/21/16	*	27	5-7	.714	1-3	.333	0-1	.000	1	1	2	2.9	1	11	4	0	3	11	9.3	
Totals			12	336	40-92	.435	3-16	.188	29-40	.725	8	27	35	2.9	26	57	34	3	18	112	9.3

Games played: 12
 Minutes/game: 28.0
 Points/game: 9.3
 FG Pct: 43.5
 3FG Pct: 18.8
 FT Pct: 72.5

Rebounds/game: 2.9
 Assists/game: 4.8
 Turnovers/game: 2.8
 Assist/turnover ratio: 1.7
 Steals/game: 1.5
 Blocks/game: 0.3

Hill Game Highs

Points	2016-17/Career	21, at Florida State (12/11/16)
Rebounds	2016-17	7, vs. Duke (12/6/16)
	Career	8, vs. Arkansas (1/31/15)
Field Goals	2016-17/Career	10, at Florida State (12/11/16)
Field Goal Attempts	2016-17	15, at Florida State (12/11/16)
	Career	18, at G. Washington (3/23/16)
3-Point Field Goals	2016-17	1, 2x, last vs. UALR (12/21/16)
	Career	2, 5x, last at UNF (3/15/16)
3-Point FG Attempts	2016-17	4, vs. Mercer (11/13/16)
	Career	5, 2x, last at Missouri (3/5/16)
Free Throws	2016-17	8, vs. Miami (11/27/16)
	Career	10, vs. UNC (11/28/14)
Free Throw Attempts	2016-17	10, vs. Miami (11/27/16)
	Career	16, vs. Georgia (1/2/16)
Assists	2016-17/Career	11, vs. Little Rock (12/21/16)
Steals	2016-17	3, 2x, last vs. UALR (12/21/16)
	Career	5, 2x, last at UNF (3/15/16)
Blocked Shots	2016-17	1, 3x, last vs. Duke (12/6/16)
	Career	2, 2x, last vs. Arkansas (2/3/16)
Minutes Played	2016-17	36, at Florida State (12/11/16)
	Career	37, 3x, last at LSU (2/21/15)

Hill vs. Arkansas (10.5 ppg, 3.5 apg)

Opponent	Date	GS	Min	FG	FGA	Pct	3FG	FGA	Pct	FT	FTA	Pct	Off	Def	Tot	PF	FO	A	TO	Blk	Stl	Pts
at Arkansas	1/11/14	*	37	3	7	.429	0	1	.000	0	0	.000	1	3	4	3	0	5	5	0	1	6
ARKANSAS	1/31/15	*	29	1	7	.143	1	3	.333	4	8	.500	0	8	8	0	0	2	1	0	2	7
ARKANSAS	2/3/16	*	27	4	7	.571	1	2	.500	2	4	.500	0	2	2	3	0	2	0	2	2	11
vs Arkansas	3/10/16		26	6	10	.600	1	2	.500	5	9	.556	0	0	0	1	0	5	3	0	1	18
Totals	4 Games	3	119	14	31	.452	3	8	.375	11	21	.524	1	13	14	7	0	14	9	2	6	42

#23 JUSTIN LEON

SENIOR | F | 6-8 | 206 | CONWAY, ARK. | SHAWNEE (ILL.) C.C.

Overview

- Moved into the starting lineup at the beginning of SEC play due to his max-effort style of play, ultimately starting 11 games in his first season at UF.
- Had a monster game against LSU, scoring 14 points and grabbing a team-high nine rebounds. Leon also spent most of the game guarding Ben Simmons.
- The first Mike White recruit to suit up for the Gators.

2016-17 Highlights

- Has the potential to play minutes at the 3 and the 4 this season after playing mostly 3 last season as Dorian Finney-Smith dominated minutes at the 4.
- Led UF and posted a career best with 17 points in the win vs. Mercer, including matching his career high with three 3-pointers.



Season	gp-gs	min/avg	Total		3-Point		F-Throws		Rebounds				Scoring							
			fg-fga	pct	fg-fga	pct	ft-fga	pct	off	def	tot	avg	pf	fo	ast	to	blk	stl	pts	avg
2015-16	34-11	507/14.9	72-146	.493	25-67	.373	12-26	.462	46	61	107	3.1	52	0	11	21	5	10	181	5.3
2016-17	12-12	250/20.8	28-56	.500	14-31	.452	8-13	.615	17	23	40	3.3	27	0	5	7	2	5	78	6.5
TOTAL	46-23	757/16.5	100-202	.495	39-98	.398	20-39	.513	63	84	147	3.2	79	0	16	28	7	15	259	5.6

Opponent	Date	gs	min	Total		3-Pointers		Free throws		Rebounds				pf	a	t/o	blk	stl	pts	avg	
				fg-fga	pct	3fg-fga	pct	ft-fga	pct	off	def	tot	avg								
vs FGCU	11/11/16	*	19	3-8	.375	2-3	.667	0-0	.000	0	3	3	3.0	3	0	1	0	1	8	8.0	
vs Mercer	11/13/16	*	24	6-10	.600	3-5	.600	2-2	1.000	3	2	5	4.0	1	1	1	0	1	17	12.5	
vs St. Bonaventure	11/17/16	*	29	2-5	.400	2-5	.400	0-2	.000	1	2	3	3.7	3	0	1	1	1	6	10.3	
vs Belmont	11/21/16	*	20	0-1	.000	0-0	.000	0-0	.000	2	3	5	4.0	3	1	0	0	0	7.8		
vs Seton Hall	11/24/16	*	29	3-6	.500	1-3	.333	0-1	.000	4	3	7	4.6	2	0	2	0	0	7	7.6	
vs Gonzaga	11/25/16	*	20	2-4	.500	1-3	.333	0-0	.000	3	1	4	4.5	2	0	0	0	0	5	7.2	
vs Miami	11/27/16	*	9	2-2	1.000	0-0	.000	0-0	.000	0	2	2	4.1	4	0	1	0	0	4	6.7	
at North Florida	12/1/16	*	17	3-6	.500	3-5	.600	4-4	1.000	1	0	1	3.8	1	0	0	0	0	13	7.5	
vs Duke	12/6/16	*	23	3-4	.750	1-2	.500	0-0	.000	1	2	3	3.7	3	1	0	0	0	7	7.4	
at Florida State	12/11/16	*	21	3-3	1.000	1-1	1.000	0-2	.000	0	1	1	3.4	1	1	0	0	1	7	7.4	
vs Charlotte	12/17/16	*	18	1-3	.333	0-1	.000	2-2	1.000	2	4	6	3.6	2	1	0	0	0	4	7.1	
LITTLE ROCK	12/21/16	*	21	0-4	.000	0-3	.000	0-0	.000	0	0	0	3.3	2	0	1	1	1	0	6.5	
Totals			12	250	28-56	.500	14-31	.452	8-13	.615	17	23	40	3.3	27	5	7	2	5	78	6.5

Games played: 12
 Minutes/game: 20.8
 Points/game: 6.5
 FG Pct: 50.0
 3FG Pct: 45.2
 FT Pct: 61.5

Rebounds/game: 3.3
 Assists/game: 0.4
 Turnovers/game: 0.6
 Assist/turnover ratio: 0.7
 Steals/game: 0.4
 Blocks/game: 0.2

Leon Game Highs


Points	2016-17/Career	17, vs. Mercer (11/13/16)
Rebounds	2016-17	7, vs. Seton Hall (11/24/16)
	Career	9, vs. LSU (1/9/16)
Field Goals	2016-17	6, vs. Mercer (11/13/16)
	Career	7, at Texas A&M (1/12/16)
Field Goal Attempts	2016-17	10, vs. Mercer (11/13/16)
	Career	11, vs. Alabama (2/13/16)
3-Point Field Goals	2016-17	3, 2x, last at UNF (12/1/16)
	Career	3, 4x, last at UNF (12/1/16)
3-Point FG Attempts	2016-17	5, 3x, last at UNF (12/1/16)
	Career	5, 6x, last at UNF (12/1/16)
Free Throws	2016-17/Career	4, at North Florida (12/1/16)
Free Throw Attempts	2016-17	4, at North Florida (12/1/16)
	Career	4, 2x, last at UNF (12/1/16)
Assists	2016-17	1, 5x, last vs. Charlotte (12/17/16)
	Career	3, 2x, last at UNF (3/15/16)
Steals	2016-17	1, 5x, last vs. UALR (12/21/16)
	Career	1, 14x, last vs. UALR (12/21/16)
Blocked Shots	2016-17	1, 2x, last vs. UALR (12/21/16)
	Career	1, 5x, last vs. UALR (12/21/16)
Minutes Played	2016-17/Career	29, 2x, last vs. SHU (11/24/16)

Leon vs. Arkansas (4.5 ppg, 3.5 rpg)

Opponent	Date	GS	Min	FG	FGA	Pct	3FG	FGA	Pct	FT	FTA	Pct	Off	Def	Tot	PF	FO	A	TO	Blk	Stl	Pts
ARKANSAS	2/3/16		12	2	2	1.000	1	1	1.000	2	2	1.000	1	4	5	0	0	0	2	0	0	7
vs Arkansas	3/10/16		15	1	3	.333	0	2	.000	0	0	.000	1	1	2	2	0	0	0	0	0	2
Totals	2 Games	0	27	3	5	.600	1	3	.333	2	2	1.000	2	5	7	2	0	0	2	0	0	9

#32 SCHUYLER RIMMER

SENIOR | C | 6-10 | 249 | ORLANDO, FLA. | STANFORD



Overview

- Provided additional frontcourt depth off the bench for the Gators, including 21 critical minutes in the win vs. ninth-ranked West Virginia.
- Mid-year transfer from Stanford in 2014-15, given a waiver to compete at the beginning of the 2015-16 season.
- Big man who is most at home in the post, but also has a mid-range jump shot.

2016-17 Highlights

- Will again serve as a post reserve as the team's lone walk-on this season.

Season	gp-gs	min/avg	Total		3-Point		F-Throws		Rebounds				Scoring							
			fg-fga	pct	fg-fga	pct	ft-fa	pct	off	def	tot	avg	pf	fo	ast	to	blk	stl	pts	avg
2013-14*	14-0	69/4.9	3-9	.333	0-0	.000	1-7	.143	1	8	9	0.6	11	0	0	5	1	0	7	0.5
2014-15*	2-0	6/3.0	0-0	.000	0-0	.000	1-2	.500	1	2	3	1.5	0	0	0	0	0	0	1	0.5
2015-16	25-0	162/6.5	13-30	.433	1-1	1.000	9-10	.900	10	20	30	1.2	25	0	3	7	5	0	36	1.4
2016-17	6-0	32/5.3	3-4	.750	0-1	.000	3-5	.600	2	5	7	1.2	5	0	1	1	3	0	9	1.5
TOTAL	31-0	194/6.3	16-34	.471	1-2	.500	12-15	.800	12	25	37	1.2	30	0	4	8	8	0	45	1.5
All*	47-0	269/5.7	19-43	.442	1-2	.500	14-24	.583	14	35	49	1.0	41	0	4	13	9	0	53	1.1

Opponent	Date	gs	min	Total		3-Pointers		Free throws		Rebounds				pf	a	t/o	blk	stl	pts	avg
				fg-fga	pct	3fg-fga	pct	ft-fa	pct	off	def	tot	avg							
vs FGCU	11/11/16	2	0-0	.000	0-0	.000	0-0	.000	0	0	0	0.0	1	0	0	0	0	0	0	0.0
vs Mercer	11/13/16	2	1-1	1.000	0-0	.000	1-1	1.000	0	0	0	0.0	1	0	1	1	0	3	1.5	
vs St. Bonaventure	11/17/16	dnp	-	-	-	-	-	-	-	-	-	-	-	-	-	-	-	-	-	
vs Belmont	11/21/16	2	0-1	.000	0-1	.000	0-0	.000	0	1	1	0.3	0	0	0	0	0	0	1.0	
vs Seton Hall	11/24/16	dnp	-	-	-	-	-	-	-	-	-	-	-	-	-	-	-	-	-	
vs Gonzaga	11/25/16	dnp	-	-	-	-	-	-	-	-	-	-	-	-	-	-	-	-	-	
vs Miami	11/27/16	dnp	-	-	-	-	-	-	-	-	-	-	-	-	-	-	-	-	-	
at North Florida	12/1/16	3	0-0	.000	0-0	.000	0-0	.000	0	1	1	0.5	0	0	0	0	0	0	0.8	
vs Duke	12/6/16	dnp	-	-	-	-	-	-	-	-	-	-	-	-	-	-	-	-	-	
at Florida State	12/11/16	dnp	-	-	-	-	-	-	-	-	-	-	-	-	-	-	-	-	-	
vs Charlotte	12/17/16	12	1-1	1.000	0-0	.000	1-3	.333	1	3	4	1.2	2	0	0	2	0	3	1.2	
LITTLE ROCK	12/21/16	11	1-1	1.000	0-0	.000	1-1	1.000	1	0	1	1.2	1	1	0	0	0	3	1.5	
Totals		0	32	3-4	.750	0-1	.000	3-5	.600	2	5	7	1.2	5	1	1	3	0	9	1.5

Games played: 6
 Minutes/game: 5.3
 Points/game: 1.5
 FG Pct: 75.0
 3FG Pct: 0.0
 FT Pct: 60.0

Rebounds/game: 1.2
 Assists/game: 0.2
 Turnovers/game: 0.2
 Assist/turnover ratio: 1.0
 Blocks/game: 0.5

Rimmer Game Highs

Points

2016-17 3, 3x, last vs. UALR (12/21/16)
 UF/Career 9, vs. N. Carolina A&T (11/16/15)

Rebounds

2016-17 4, vs. Charlotte (12/17/16)
 UF/Career 6, vs. West Virginia (1/30/16)

Field Goals

2016-17 1, 3x, last vs. UALR (12/21/16)
 UF/Career 4, vs. N. Carolina A&T (11/16/15)

Field Goal Attempts

2016-17 1, 4x, last vs. UALR (12/21/16)
 UF/Career 6, vs. N. Carolina A&T (11/16/15)

3-Point Field Goals

2016-17 ---
 UF/Career 1, vs. N. Carolina A&T (11/16/15)

3-Point FG Attempts

2016-17 1, vs. Belmont (11/21/16)
 UF/Career 1, 2x, last vs. Belmont (11/21/16)

Free Throws

2016-17 1, 3x, last vs. UALR (12/21/16)
 UF/Career 2, 4x, last vs. West Va. (1/30/16)

Free Throw Attempts

2016-17/UF/Career 3, vs. Charlotte (12/17/16)

Assists

2016-17 1, vs. Little Rock (12/21/16)
 UF/Career 1, 4x, last vs. UALR (12/21/16)

Steals

2016-17/UF/Career ---

Blocked Shots

2016-17/UF/Career 2, vs. Charlotte (12/17/16)

Minutes Played

2016-17 12, vs. Charlotte (12/17/16)
 UF/Career 21, vs. West Virginia (1/30/16)

Note: Career highs before 2015 from Stanford.

Rimmer vs. Arkansas

Opponent	Date	GS	Min	FG	FGA	Pct	3FG	FGA	Pct	FT	FTA	Pct	Off	Def	Tot	PF	FO	A	TO	Blk	Stl	Pts
ARKANSAS	2/3/16		11	1	3	.333	0	0	.000	0	0	.000	1	0	1	4	0	1	0	1	0	2

#1 DEVIN ROBINSON

JUNIOR | F | 6-8 | 200 | CHESTERFIELD, VA. | CHRISTCHURCH SCHOOL



Overview

- Noted by head coach Mike White as one of the Gators' most improved players of 2015-16 with plenty of room for further growth.
- Has shown flashes of the ability to be a standout SEC player, but looks to add consistency.
- Named to the 2015 SEC All-Freshman team.
- Robinson brings length to the wing, with the ability to put the ball on the floor or pull up for a 3-pointer.
- Playmaker who can cause matchup problems at the 3 position due to his size and at the 4 due to his athleticism.

2016-17 Highlights

- Looks to take more leadership and develop consistency as one of the top-performing upperclassmen on the team.
- Talled a team-high 21 points in the opening of Exactech Arena on 7-for-11 shooting, including 4-for-5 from 3-point range.
- Scored the Gators' first nine points of the game en route to a career-best 18 as Florida came up just short against 11th-ranked Gonzaga.

Season	gp-gs	min/avg	Total		3-Point		F-Throws		Rebounds				Scoring							
			fg-fga	pct	fg-fga	pct	ft-fa	pct	off	def	tot	avg	pf	fo	ast	to	blk	stl	pts	avg
2014-15	33-17	628/19.0	78-194	.402	21-82	.256	35-55	.636	27	65	92	2.8	57	2	23	31	13	17	212	6.4
2015-16	36-18	832/23.1	114-249	.458	36-106	.340	59-78	.756	61	140	201	5.6	87	3	17	29	21	18	323	9.0
2016-17	12-12	296/24.7	51-91	.560	11-26	.423	36-45	.800	22	48	70	5.8	25	2	10	10	7	13	149	12.4
TOTAL	81-47	1756/21.7	243-534	.455	68-214	.318	130-178	.730	110	253	363	4.5	169	7	50	70	41	48	684	8.4

Opponent	Date	gs	min	Total		3-Pointers		Free throws		Rebounds				pf	a	t/o	blk	stl	pts	avg	
				fg-fga	pct	3fg-fga	pct	ft-fa	pct	off	def	tot	avg								
vs FGCU	11/11/16	*	24	4-7	.571	2-2	1.000	4-4	1.000	2	4	6	6.0	2	0	1	2	3	14	14.0	
vs Mercer	11/13/16	*	32	4-9	.444	1-3	.333	3-3	1.000	4	5	9	7.5	2	1	2	0	2	12	13.0	
vs St. Bonaventure	11/17/16	*	25	6-6	1.000	1-1	1.000	1-3	.333	4	3	7	7.3	3	1	1	0	1	14	13.3	
vs Belmont	11/21/16	*	26	4-9	.444	1-5	.200	2-2	1.000	0	4	4	6.5	2	2	2	0	0	11	12.8	
vs Seton Hall	11/24/16	*	11	2-2	1.000	0-0	.000	1-1	1.000	0	3	3	5.8	5	1	0	0	0	5	11.2	
vs Gonzaga	11/25/16	*	34	6-13	.462	0-3	.000	6-6	1.000	1	4	5	5.7	0	0	0	1	1	18	12.3	
vs Miami	11/27/16	*	30	5-9	.556	0-2	.000	0-0	.000	1	4	5	5.6	0	1	1	3	2	10	12.0	
at North Florida	12/1/16	*	21	3-7	.429	0-2	.000	4-7	.571	1	5	6	5.6	0	0	2	0	0	10	11.8	
vs Duke	12/6/16	*	31	3-7	.429	1-1	1.000	4-4	1.000	2	2	4	5.4	3	1	0	1	2	11	11.7	
at Florida State	12/11/16	*	16	2-5	.400	0-1	.000	4-5	.800	2	3	5	5.4	5	0	0	0	1	8	11.3	
vs Charlotte	12/17/16	*	20	5-6	.833	1-1	1.000	4-6	.667	3	6	9	5.7	2	1	0	0	1	15	11.6	
LITTLE ROCK	12/21/16	*	26	7-11	.636	4-5	.800	3-4	.750	2	5	7	5.8	1	2	1	0	0	21	12.4	
Totals			12	296	51-91	.560	11-26	.423	36-45	.800	22	48	70	5.8	25	10	10	7	13	149	12.4

Games played: 12
 Minutes/game: 24.7
 Points/game: 12.4
 FG Pct: 56.0
 3FG Pct: 42.3
 FT Pct: 80.0

Rebounds/game: 5.8
 Assists/game: 0.8
 Turnovers/game: 0.8
 Assist/turnover ratio: 1.0
 Steals/game: 1.1
 Blocks/game: 0.6

Robinson Game Highs

Points	
2016-17/Career	21, vs. Little Rock (12/21/16)
Rebounds	
2016-17	9, 2x, last vs. Charlotte (12/17/16)
Career	13, vs. Richmond (12/1/15)
Field Goals	
2016-17/Career	7, vs. Little Rock (12/21/16)
Field Goal Attempts	
2016-17	13, vs. Gonzaga (11/25/16)
Career	13, 2x, last vs. Gonzaga (11/25/16)
3-Point Field Goals	
2016-17	4, vs. Little Rock (12/21/16)
Career	4, 2x, last vs. UALR (12/21/16)
3-Point Attempts	
2016-17	5, 2x, last vs. UALR (12/21/16)
Career	6, 3x, last at S. Carolina (2/20/16)
Free Throws	
2016-17/Career	6, vs. Gonzaga (11/25/16)
Free Throw Attempts	
2016-17/Career	7, at North Florida (12/1/16)
Assists	
2016-17	2, 2x, last vs. UALR (12/21/16)
Career	3, 4x, last at Ohio State (3/20/16)
Steals	
2016-17	3, vs. FGCU (11/11/16)
Career	4, at LSU (2/27/16)
Blocked Shots	
2016-17	3, vs. Miami (11/27/16)
Career	3, 2x, last vs. Miami (11/27/16)
Minutes Played	
2016-17	34, vs. Gonzaga (11/25/16)
Career	40, at South Carolina (2/20/16)

Robinson vs. Arkansas (4.3 ppg, 3.0 rpg)

Opponent	Date	GS	Min	FG	FGA	Pct	3FG	FGA	Pct	FT	FTA	Pct	Off	Def	Tot	PF	FO	A	TO	Blk	Stl	Pts
ARKANSAS	1/31/15		10	1	3	.333	0	2	.000	1	2	.500	0	0	0	1	0	0	0	0	0	3
ARKANSAS	2/3/16		18	1	2	.500	0	1	.000	0	0	.000	0	2	2	1	0	0	1	1	0	2
vs Arkansas	3/10/16	*	29	3	8	.375	2	4	.500	0	0	.000	0	7	7	4	0	1	1	0	0	8
Totals	3 Games	1	57	5	13	.385	2	7	.286	1	2	.500	0	9	9	6	0	1	2	1	0	13

#25 KEITH STONE

FRESHMAN (R) | F | 6-8 | 240 | DEERFIELD BEACH, FLA. | ZION LUTHERAN



Overview

- Strong wing player with the size and strength to compete on the interior.
- Rated a four-star prospect by ESPN and a three-star by Rivals.
- ESPN.com bottom line: "Stone is a combination forward that is a tough cover. He can make plays from almost anywhere inside the arc. Stone is just scratching the surface of how good he can become. When Stone is locked in and competing he has a high major game to go along with his terrific scoring package."

2016-17 Highlights

- Figures to be a regular rotation player immediately with the offensive fire-power and versatility.
- Broke out in a major way in the win against Miami, coming off the bench for 15 points and eight rebounds. Set a career high in every category except assists in the game.

Season	gp-gs	min/avg	Total		3-Point		F-Throws		Rebounds				Scoring							
			fg-fga	pct	fg-fga	pct	ft-fga	pct	off	def	tot	avg	pf	fo	ast	to	blk	stl	pts	avg
2016-17	12-0	155/12.9	17-39	.436	5-13	.385	10-12	.833	10	15	25	2.1	12	0	6	10	5	3	49	4.1
TOTAL	12-0	155/12.9	17-39	.436	5-13	.385	10-12	.833	10	15	25	2.1	12	0	6	10	5	3	49	4.1

Opponent	Date	gs	min	Total		3-Pointers		Free throws		Rebounds				Scoring							
				fg-fga	pct	3fg-fga	pct	ft-fga	pct	off	def	tot	avg	pf	a	t/o	blk	stl	pts	avg	
vs FGCU	11/11/16	8	0-3	.000	0-1	.000	0-0	.000	1	1	2	2.0	1	0	1	1	0	0	0	0	0
vs Mercer	11/13/16	11	0-3	.000	0-1	.000	2-2	1.000	1	2	3	2.5	1	3	1	0	0	0	2	1.0	
vs St. Bonaventure	11/17/16	2	0-1	.000	0-0	.000	0-0	.000	0	0	0	1.7	0	0	0	0	0	0	0	0	0.7
vs Belmont	11/21/16	16	2-4	.500	0-1	.000	0-0	.000	0	1	1	1.5	1	2	0	1	0	4	1.5		
vs Seton Hall	11/24/16	6	0-2	.000	0-2	.000	0-0	.000	0	0	0	1.2	1	0	0	0	0	0	0	1.2	
vs Gonzaga	11/25/16	4	0-2	.000	0-1	.000	0-0	.000	0	0	0	1.0	0	0	1	0	0	0	1.0		
vs Miami	11/27/16	25	5-8	.625	2-2	1.000	3-4	.750	4	4	8	2.0	1	0	1	1	1	15	3.0		
at North Florida	12/1/16	17	2-2	1.000	1-1	1.000	3-4	.750	1	0	1	1.9	1	1	2	0	0	8	3.6		
vs Duke	12/6/16	12	1-5	.200	1-2	.500	0-0	.000	0	1	1	1.8	1	0	1	0	1	3	3.6		
at Florida State	12/11/16	17	1-2	.500	0-1	.000	0-0	.000	1	2	3	1.9	2	0	0	0	0	2	3.4		
vs Charlotte	12/17/16	19	4-5	.800	0-0	.000	2-2	1.000	2	2	4	2.1	1	0	1	2	0	10	4.0		
LITTLE ROCK	12/21/16	18	2-2	1.000	1-1	1.000	0-0	.000	0	2	2	2.1	2	0	2	0	1	5	4.1		
Totals		0	155	17-39	.436	5-13	.385	10-12	.833	10	15	25	2.1	12	6	10	5	3	49	4.1	

Games played: 12
 Minutes/game: 12.9
 Points/game: 4.1
 FG Pct: 43.6
 3FG Pct: 38.5
 FT Pct: 83.3

Rebounds/game: 2.1
 Assists/game: 0.5
 Turnovers/game: 0.8
 Assist/turnover ratio: 0.6
 Steals/game: 0.3
 Blocks/game: 0.4

Stone Game Highs

Points	2016-17/Career 15, vs. Miami (11/27/16)
Rebounds	2016-17/Career 8, vs. Miami (11/27/16)
Field Goals	2016-17/Career 5, vs. Miami (11/27/16)
Field Goal Attempts	2016-17/Career 8, vs. Miami (11/27/16)
3-Point Field Goals	2016-17/Career 2, vs. Miami (11/27/16)
3-Point FG Attempts	2016-17/Career 2, 3x, last vs. Duke (12/6/16)
Free Throws	2016-17/Career 3, 2x, last at UNF (12/1/16)
Free Throw Attempts	2016-17/Career 4, 2x, last at UNF (12/1/16)
Assists	2016-17/Career 3, vs. Mercer (11/13/16)
Steals	2016-17/Career 1, 3x, last vs. UALR (12/21/16)
Blocked Shots	2016-17/Career 2, vs. Charlotte (12/17/16)
Minutes Played	2016-17/Career 25, vs. Miami (11/27/16)

NOT COMPETING IN 2016-17

#21 DONTAY BASSETT

FRESHMAN | F | 6-9 | 222 | OAKLAND, CALIF. | OLDSMAR CHRISTIAN

Overview

- Power forward with the ability to face up and handle the ball.
- Rated a three-star prospect by ESPN, Rivals and Scout.

2016-17 Highlights

- Projects as a power forward with good size and strength.
- Diagnosed with a stress fracture in his right foot in October and will red-shirt while recovering.



#3 JALEN HUDSON

JUNIOR | G | 6-6 | 190 | RICHMOND, VA. | VIRGINIA TECH

Overview

- Played 67 games at Virginia Tech with 27 starts, averaging 7.7 points over two seasons in Blacksburg.
- Shot .432 out of the backcourt and went .500 or better from the field in 29 games at VT.
- Brings good length to the perimeter.

2016-17 Highlights

- Gives the Gators a talented and experienced player with outstanding scoring ability waiting in the wings while sitting out due to transfer rules.



Season	gp-gs	min/avg	Total		3-Point		F-Throws		Rebounds				Scoring							
			fg-fga	pct	fg-fga	pct	ft-fga	pct	off	def	tot	avg	pf	fo	ast	to	blk	stl	pts	avg
2014-15*	32-3	535/16.7	80-167	.479	15-53	.283	47-73	.644	23	40	63	2.0	58	2	37	51	10	17	222	6.9
2015-16*	35-24	700/20.0	99-247	.401	28-81	.346	67-100	.670	59	79	138	3.9	67	2	21	49	5	21	293	8.4
All*	67-27	1235/18.4	179-414	.432	43-134	.321	114-173	.659	82	119	201	3.0	125	4	58	100	15	38	515	7.7

2016-17 MISCELLANEOUS STATS

Times Led UF in Scoring

<i>Includes times co-led</i>	Season	Career
KeVaughn Allen	3	12
Devin Robinson	3	11
Canyon Barry	3	3
Kasey Hill	2	10
Justin Leon	1	3
Chris Chiozza	1	1
John Egbunu	0	5

Times Led UF in Rebounding

<i>Includes times co-led</i>	Season	Career
John Egbunu	6	13
Devin Robinson	3	13
Kevarrius Hayes	2	4
Keith Stone	1	1
Chris Chiozza	0	3
Justin Leon	0	2
KeVaughn Allen	0	1
Schuyler Rimmer	0	1

Times Led UF in Assists

<i>Includes times co-led</i>	Season	Career
Kasey Hill	8	61
Chris Chiozza	5	31
KeVaughn Allen	1	2
Canyon Barry	1	1
Kevarrius Hayes	0	1

Double-Figure Scoring Games

	Season	Career
Devin Robinson	10	40
KeVaughn Allen	8	30
Canyon Barry	8	8
Kasey Hill	5	29
John Egbunu	3	25
Chris Chiozza	2	17
Justin Leon	2	9
Keith Stone	2	2
Kevarrius Hayes	1	3

20-Point Games

	Season	Career
KeVaughn Allen	3	6
Kasey Hill	1	2
Canyon Barry	1	1
John Egbunu	0	2

Double-Figure Rebounding Games

	Season	Career
John Egbunu	3	10
Devin Robinson	0	4

Double-Figure Assist Games

	Season	Career
Kasey Hill	1	4

Double-Doubles

	Season	Career
Kasey Hill	1	1
John Egbunu	0	6
Devin Robinson	0	3

Dunks (Season Total: 34)

	Season	Career
John Egbunu	15	90
Devin Robinson	8	43
Justin Leon	3	16
Kasey Hill	2	16
Gorjok Gak	2	2
KeVaughn Allen	1	14
Kevarrius Hayes	1	10
Canyon Barry	1	1
Keith Stone	1	1
Schuyler Rimmer	0	1

Charges Drawn (Season Total: 7)

	Season	Career
Devin Robinson	4	13
KeVaughn Allen	2	2
Canyon Barry	1	1
Kevarrius Hayes	0	7
Justin Leon	0	6
Chris Chiozza	0	3
John Egbunu	0	1
Kasey Hill	0	1

Point Distribution (%)

Freshmen	70	7.4%
Sophomores	227	23.9%
Juniors	313	33.0%
Seniors	339	35.7%
TOTAL	949	

Technical Fouls

Opponents	0
Florida	1

Technical Foul Free Throws

Opponents	0-2
Florida	0-0

Opening Tips Controlled

Opponents	5
Florida	7

3-Second Violation

Opponents	0
Florida	0

Shot Clock Expired

Opponents	7
Florida	1

10-Second Violation

Opponents	0
Florida	0

Backcourt Violation

Opponents	1
Florida	0

Florida's First Sub

<i>Includes all when multiple players enter</i>	
Canyon Barry	7
Chris Chiozza	6
Kevarrius Hayes	6
Keith Stone	3
Eric Hester	1
Schuyler Rimmer	1

Scored UF's First Points

John Egbunu	3
KeVaughn Allen	2
Kevarrius Hayes	2
Justin Leon	2
Devin Robinson	2
Kasey Hill	1

How Scored UF's First Points

Layup	4
Jump Shot	3
Dunk	2
Free Throw	2
3-Pointer	1

Three-Point Plays

<i>Ordered by most opportunities</i>	Season	Career
Devin Robinson	5-8	20-28
Canyon Barry	3-3	3-3
Schuyler Rimmer	3-3	3-3
Chris Chiozza	2-3	5-8
Kasey Hill	1-2	10-25
Kevarrius Hayes	1-2	2-6
KeVaughn Allen	1-1	8-8
John Egbunu	0-1	10-23
Justin Leon	0-1	1-3
TOTALS	16-24	62-107

Four-Point Plays

	Season	Career
Chris Chiozza	0-0	1-1
TOTALS	0-0	1-1

3-Pointer Streak - Team

Florida:	844 (at UK, 1/11/92)
Opponents:	604 (FAMU, 12/04/99)

Players in Double Figures

Players	Games
1	0
2	1
3	6
4	4
5	1
6	0

Runs of 10-0 or Better

Run	Occurrences
10-0	5
11-0	1
12-0	2
14-0	1
15-0	2
16-0	1

Largest run: 16-0 vs. Belmont, 11/21/16

Lineups and Record

<i>Listed by position 1-5; Ordered by most wins</i>	
Hill, Allen, Robinson, Leon, Egbunu	7-3
Hill, Allen, Robinson, Leon, Hayes	2-0

2016-17 MISCELLANEOUS STATS

Note: Streak stats below are consecutive **team** games. A player's streak starts over if he misses a game.

Consecutive Games Played

Kasey Hill 92; Chris Chiozza 81; Devin Robinson 81; KeVaughn Allen 48; Justin Leon 27; Kevarrius Hayes 22; Canyon Barry 12; Keith Stone 12; Eric Hester 3; Gorjok Gak 2; Schuyler Rimmer 2

Consecutive Starts

KeVaughn Allen 38; Devin Robinson 21; Kasey Hill 15; Justin Leon 12; Kevarrius Hayes 2

Consecutive Games Scored

KeVaughn Allen 32; Devin Robinson 28; Kasey Hill 21; Kevarrius Hayes 7; Keith Stone 6; Canyon Barry 5; Chris Chiozza 5; Eric Hester 2; Schuyler Rimmer 2; Gorjok Gak 1

Consecutive Games with a 3-Pointer

KeVaughn Allen 4; Canyon Barry 2; Chris Chiozza 2; Eric Hester 2; Devin Robinson 2; Kasey Hill 1; Keith Stone 1

Consecutive Games with a Rebound

Chris Chiozza 34; Devin Robinson 20; Kasey Hill 16; Canyon Barry 12; Kevarrius Hayes 7; Keith Stone 6; KeVaughn Allen 2; Schuyler Rimmer 2; Eric Hester 1

Consecutive Games with an Assist

Chris Chiozza 38; Kasey Hill 23; KeVaughn Allen 2; Devin Robinson 2; Schuyler Rimmer 1

Consecutive Made Free Throws

	Active Streak	Season High
Canyon Barry	13	13
Chris Chiozza	13	13
Keith Stone	3	5
Justin Leon	2	4
Schuyler Rimmer	2	2
KeVaughn Allen	0	16
Devin Robinson	0	11
Kasey Hill	0	9
John Egbunu	0	5
Kevarrius Hayes	0	5
Gorjok Gak	0	1
Eric Hester	0	1

Scoring Margin

Largest Lead: 44, vs. Charlotte (at Sunrise), 12/17/16

Largest Deficit: 14, vs. Duke (at NYC), 12/6/16

Largest Deficit Overcome: 8, vs. Miami (at Orlando), 11/27/16

Largest Lead Lost: 11, vs. Gonzaga (at Orlando), 11/25/16

Largest Margin of Victory: 41, vs. Charlotte (at Sunrise), 12/17/16

Largest Margin of Defeat: 10, vs. Duke (at NYC), 12/6/16

Situational Records

	2016-17	Under White
Controlling the Tip	7-0	20-6
Scoring First	7-1	24-5
Leading at Half	8-1	26-3
Trailing at Half	1-2	4-15
Tied at Half	0-0	0-0
Leading with 5:00 Left	9-0	29-1
Trailing with 5:00 Left	0-3	1-17
Tied with 5:00 Left	0-0	0-0
In Overtime	0-0	0-1
When UF Outrebounds Opponent	6-0	19-7
When UF is Outrebounded	3-3	11-11
When Rebounds are the Same	0-0	0-0
When UF Commits More Turnovers	0-0	5-5
When UF Forces More Turnovers	6-2	19-11
When Turnovers are the Same	3-1	6-2
When UF Has More Free Throw Attempts	9-2	24-9
When Opponent Has More Free Throw Attempts	0-1	5-9
When Free Throw Attempts are the Same	0-0	1-0
When UF Shoots 45% or Better from the Field	6-1	16-2
When UF Shoots Less Than 45% from the Field	3-2	14-16
When Opponent Shoots 45% or Better from the Field	1-3	3-10
When Opponent Shoots Less Than 45% from the Field	8-0	27-8
When UF Shoots Better Than Opponent from the Field	8-1	26-2
When Opponent Shoots Better Than UF from the Field	1-2	4-16
When UF Shoots 40% or Better from 3-Point Range	3-1	11-2
When UF Shoots Less Than 40% from 3-Point Range	6-2	18-16
When UF Shoots Better Than Opponent from 3-Point Range	5-1	17-4
When UF Shoots 75% or Better from the Line	5-1	9-4
When UF Shoots Less Than 75% from the Line	4-2	21-14
When UF Bench Outscores Opponent's	8-0	23-9
When Opponent Bench Outscores UF's	1-3	6-9
When Bench Scoring is the Same	0-0	1-0
Following a UF win	6-2	16-13
Following a UF loss	2-1	12-5
When 3 or More Players Score in Double Figures	9-2	27-16
When 4 or More Players Score in Double Figures	4-1	17-9
When 5 or More Players Score in Double Figures	1-0	8-1
In White Uniforms	7-1	24-7
In Blue Uniforms	1-0	4-6
In Orange Uniforms	1-2	2-5
In November	6-1	10-2
In December	3-2	6-5
In January	0-0	6-3
In February	0-0	3-5
In March	0-0	4-3
In April	0-0	0-0
On Sunday	2-1	3-2
On Monday	1-0	2-0
On Tuesday	0-1	6-7
On Wednesday	1-0	3-2
On Thursday	3-0	4-0
On Friday	1-1	3-2
On Saturday	1-0	9-5

2016-17 Florida Men's Basketball
Florida Combined Team Statistics (as of Dec 21, 2016)
All games

RECORD:	OVERALL	HOME	AWAY	NEUTRAL
ALL GAMES	9-3	1-0	1-1	7-2
CONFERENCE	0-0	0-0	0-0	0-0
NON-CONFERENCE	9-3	1-0	1-1	7-2

##	Player	gp-gs	min	avg	Total		3-Point		F-Throw		Rebounds				pf	dq	a	to	blk	stl	pts	avg
					fg-fga	fg%	3fg-fga	3fg%	ft-fta	ft%	off	def	tot	avg								
05	Allen, KeVaughn	12-12	323	26.9	60-133	.451	22-60	.367	21-24	.875	5	22	27	2.3	19	0	17	22	4	14	163	13.6
01	Robinson, Devin	12-12	296	24.7	51-91	.560	11-26	.423	36-45	.800	22	48	70	5.8	25	2	10	10	7	13	149	12.4
24	Barry, Canyon	12-0	264	22.0	43-110	.391	12-43	.279	42-49	.857	14	28	42	3.5	10	0	9	10	6	10	140	11.7
00	Hill, Kasey	12-12	336	28.0	40-92	.435	3-16	.188	29-40	.725	8	27	35	2.9	26	1	57	34	3	18	112	9.3
15	Egbunu, John	10-10	253	25.3	30-70	.429	1-1	1.000	29-50	.580	33	44	77	7.7	25	0	2	15	24	4	90	9.0
23	Leon, Justin	12-12	250	20.8	28-56	.500	14-31	.452	8-13	.615	17	23	40	3.3	27	0	5	7	2	5	78	6.5
11	Chiozza, Chris	12-0	237	19.8	21-56	.375	8-29	.276	24-30	.800	5	25	30	2.5	30	1	38	17	0	20	74	6.2
13	Hayes, Kevarrius	12-2	178	14.8	22-38	.579	0-0	.000	20-29	.690	19	26	45	3.8	23	0	1	5	16	6	64	5.3
25	Stone, Keith	12-0	155	12.9	17-39	.436	5-13	.385	10-12	.833	10	15	25	2.1	12	0	6	10	5	3	49	4.1
02	Hester, Eric	8-0	46	5.8	5-10	.500	3-8	.375	1-2	.500	0	2	2	0.3	7	0	2	2	0	3	14	1.8
32	Rimmer, Schuyler	6-0	32	5.3	3-4	.750	0-1	.000	3-5	.600	2	5	7	1.2	5	0	1	1	3	0	9	1.5
12	Gak, Gorjok	7-0	30	4.3	3-5	.600	0-0	.000	1-2	.500	1	7	8	1.1	9	0	0	3	0	1	7	1.0
Team												14	19	33		1		2				
Total.....		12	2400		323-704	.459	79-228	.346	224-301	.744	150	291	441	36.8	219	4	148	138	70	97	949	79.1
Opponents.....		12	2400		288-688	.419	73-223	.327	144-210	.686	138	271	409	34.1	254	-	110	195	35	59	793	66.1

TEAM STATISTICS	UF	OPP	Date	Opponent	Score	Att.	
SCORING	949	793	1	11/11/16	vs FGCU	w 80-59	5212
Points per game	79.1	66.1	1	11/13/16	vs Mercer	w 76-54	3716
Scoring margin	+13.0	-	2	11/17/16	vs St. Bonaventure	w 73-66	4133
FIELD GOALS-ATT	323-704	288-688	3	11/21/16	vs Belmont	w 78-61	6650
Field goal pct	.459	.419	4	11/24/16	vs Seton Hall	w 81-76	1949
3 POINT FG-ATT	79-228	73-223	4	11/25/16	vs Gonzaga	L 72-77	2941
3-point FG pct	.346	.327	4	11/27/16	vs Miami	w 65-56	1216
3-pt FG made per game	6.6	6.1		12/1/16	at North Florida	w 91-60	4113
FREE THROWS-ATT	224-301	144-210	5	12/6/16	vs Duke	L 74-84	15294
Free throw pct	.744	.686		12/11/16	at Florida State	L 78-83	10029
F-Throws made per game	18.7	12.0	6	12/17/16	vs Charlotte	w 87-46	0
REBOUNDS	441	409		12/21/16	LITTLE ROCK	w 94-71	10655
Rebounds per game	36.8	34.1					
Rebounding margin	+2.7	-					
ASSISTS	148	110					
Assists per game	12.3	9.2					
TURNOVERS	138	195					
Turnovers per game	11.5	16.3					
Turnover margin	+4.8	-					
Assist/turnover ratio	1.1	0.6					
STEALS	97	59					
Steals per game	8.1	4.9					
BLOCKS	70	35					
Blocks per game	5.8	2.9					
ATTENDANCE	10655	55253					
Home games-Avg/Game	1-10655	2-7071					
Neutral site-Avg/Game	-	9-4568					

* = Conference game
1 = Jacksonville Veterans Memorial Arena; Jacksonville, Fla.
2 = The Lakeland Center; Lakeland, Fla.
3 = Amalie Arena; Tampa, Fla.
4 = HP Field House; Orlando, Fla.; AdvoCare Invitational
5 = Madison Square Garden; New York, N.Y.; Jimmy V Classic
6 = BB&T Center; Sunrise, Fla.; Orange Bowl Classic

Score by Periods	1st	2nd	Totals
Florida	476	473	949
Opponents	360	433	793

2016-17 Florida Men's Basketball
Florida Category Leaders (as of Dec 21, 2016)
All games

Points	G	Pts	Pts/G	Scoring Average	G	Pts	Avg/G
Allen, KeVaughn	12	163	13.6	Allen, KeVaughn	12	163	13.6
Robinson, Devin	12	149	12.4	Robinson, Devin	12	149	12.4
Barry, Canyon	12	140	11.7	Barry, Canyon	12	140	11.7
Hill, Kasey	12	112	9.3	Hill, Kasey	12	112	9.3
Egbunu, John	10	90	9.0	Egbunu, John	10	90	9.0
Leon, Justin	12	78	6.5	Leon, Justin	12	78	6.5
Chiozza, Chris	12	74	6.2	Chiozza, Chris	12	74	6.2
Hayes, Kevarrus	12	64	5.3	Hayes, Kevarrus	12	64	5.3
Stone, Keith	12	49	4.1	Stone, Keith	12	49	4.1
Hester, Eric	8	14	1.8	Hester, Eric	8	14	1.8
Rimmer, Schuyler	6	9	1.5	Rimmer, Schuyler	6	9	1.5
Gak, Gorjok	7	7	1.0	Gak, Gorjok	7	7	1.0

FG Percentage	FG	Att	Pct	Field Goal Attempts	G	Att	Att/G
Rimmer, Schuyler	3	4	.750	Allen, KeVaughn	12	133	11.1
Gak, Gorjok	3	5	.600	Barry, Canyon	12	110	9.2
Hayes, Kevarrus	22	38	.579	Hill, Kasey	12	92	7.7
Robinson, Devin	51	91	.560	Robinson, Devin	12	91	7.6
Hester, Eric	5	10	.500	Egbunu, John	10	70	7.0
Leon, Justin	28	56	.500				
Allen, KeVaughn	60	133	.451	Field Goals Made	G	Made	Made/G
Stone, Keith	17	39	.436	Allen, KeVaughn	12	60	5.0
Hill, Kasey	40	92	.435	Robinson, Devin	12	51	4.3
Egbunu, John	30	70	.429	Barry, Canyon	12	43	3.6
Barry, Canyon	43	110	.391	Hill, Kasey	12	40	3.3
Chiozza, Chris	21	56	.375	Egbunu, John	10	30	3.0

3-Point Percentage	3FG	Att	Pct	3-Point FG Attempts	G	Att	Att/G
Egbunu, John	1	1	1.000	Allen, KeVaughn	12	60	5.0
Leon, Justin	14	31	.452	Barry, Canyon	12	43	3.6
Robinson, Devin	11	26	.423	Leon, Justin	12	31	2.6
Stone, Keith	5	13	.385	Chiozza, Chris	12	29	2.4
Hester, Eric	3	8	.375	Robinson, Devin	12	26	2.2
Allen, KeVaughn	22	60	.367				
Barry, Canyon	12	43	.279	3-Point FG Made	G	Made	Made/G
Chiozza, Chris	8	29	.276	Allen, KeVaughn	12	22	1.8
Hill, Kasey	3	16	.188	Leon, Justin	12	14	1.2
Rimmer, Schuyler	0	1	.000	Barry, Canyon	12	12	1.0
				Robinson, Devin	12	11	0.9
				Chiozza, Chris	12	8	0.7

Free Throw Percent	FG	Att	Pct	Free Throw Attempts	G	Att	Att/G
Allen, KeVaughn	21	24	.875	Egbunu, John	10	50	5.0
Barry, Canyon	42	49	.857	Barry, Canyon	12	49	4.1
Stone, Keith	10	12	.833	Robinson, Devin	12	45	3.8
Robinson, Devin	36	45	.800	Hill, Kasey	12	40	3.3
Chiozza, Chris	24	30	.800	Chiozza, Chris	12	30	2.5
Hill, Kasey	29	40	.725				
Hayes, Kevarrus	20	29	.690	Free Throws Made	G	Made	Made/G
Leon, Justin	8	13	.615	Barry, Canyon	12	42	3.5
Rimmer, Schuyler	3	5	.600	Robinson, Devin	12	36	3.0
Egbunu, John	29	50	.580	Hill, Kasey	12	29	2.4
Gak, Gorjok	1	2	.500	Egbunu, John	10	29	2.9
Hester, Eric	1	2	.500	Chiozza, Chris	12	24	2.0

2016-17 Florida Men's Basketball
Florida Category Leaders (as of Dec 21, 2016)
All games

Rebounds	G	Reb	Reb/G
Egbunu, John	10	77	7.7
Robinson, Devin	12	70	5.8
Hayes, Kevarrius	12	45	3.8
Barry, Canyon	12	42	3.5
Leon, Justin	12	40	3.3

Assists	G	No.	Ast/G
Hill, Kasey	12	57	4.8
Chiozza, Chris	12	38	3.2
Allen, KeVaughn	12	17	1.4
Robinson, Devin	12	10	0.8
Barry, Canyon	12	9	0.8

Rebound Average	G	Reb	Avg/G
Egbunu, John	10	77	7.7
Robinson, Devin	12	70	5.8
Hayes, Kevarrius	12	45	3.8
Barry, Canyon	12	42	3.5
Leon, Justin	12	40	3.3

Steals	G	No.	Stl/G
Chiozza, Chris	12	20	1.7
Hill, Kasey	12	18	1.5
Allen, KeVaughn	12	14	1.2
Robinson, Devin	12	13	1.1
Barry, Canyon	12	10	0.8

Offensive Rebounds	G	No.	Avg/G
Egbunu, John	10	33	3.3
Robinson, Devin	12	22	1.8
Hayes, Kevarrius	12	19	1.6
Leon, Justin	12	17	1.4
Barry, Canyon	12	14	1.2

Blocked Shots	G	No.	Blk/G
Egbunu, John	10	24	2.4
Hayes, Kevarrius	12	16	1.3
Robinson, Devin	12	7	0.6
Barry, Canyon	12	6	0.5
Stone, Keith	12	5	0.4

Defensive Rebounds	G	No.	Avg/G
Robinson, Devin	12	48	4.0
Egbunu, John	10	44	4.4
Barry, Canyon	12	28	2.3
Hill, Kasey	12	27	2.3
Hayes, Kevarrius	12	26	2.2

Minutes	G	No.	Min/G
Hill, Kasey	12	336	28.0
Allen, KeVaughn	12	323	26.9
Robinson, Devin	12	296	24.7
Barry, Canyon	12	264	22.0
Egbunu, John	10	253	25.3

Fouls	G	No.	Per/G
Chiozza, Chris	12	30	2.5
Leon, Justin	12	27	2.3
Hill, Kasey	12	26	2.2
Robinson, Devin	12	25	2.1
Egbunu, John	10	25	2.5

Turnovers	G	No.	TO/G
Hill, Kasey	12	34	2.8
Allen, KeVaughn	12	22	1.8
Chiozza, Chris	12	17	1.4
Egbunu, John	10	15	1.5
Barry, Canyon	12	10	0.8
Stone, Keith	12	10	0.8
Robinson, Devin	12	10	0.8

Foulsouts	G	No.
Robinson, Devin	12	2
Chiozza, Chris	12	1
Hill, Kasey	12	1

2016-17 Florida Men's Basketball
Florida Team Game-by-Game Comparison (as of Dec 21, 2016)
All games

Opponent	1st	2nd	Score	Mar	Total FG	FG Pct	3-Pointers	3FG Pct	Free Throws	FT Pct	Rebounds	Assist	T/Over	Block	Steal	Fouls
FGCU	40/35	40/24	80-59	+21	28-62/23-59	.452/.390	4-15/8-20	.267/.400	20-26/5-11	.769/.455	41/38 +3	11/8	7/19	9/2	13/1	16/22
Mercer	36/14	40/40	76-54	+22	22-61/19-51	.361/.373	8-25/7-19	.320/.368	24-30/9-17	.800/.529	47/32 +15	14/9	13/17	6/4	6/6	18/31
St. Bonaventure	38/32	35/34	73-66	+7	23-56/24-63	.411/.381	8-17/9-27	.471/.333	19-29/9-14	.655/.643	41/36 +5	10/8	17/17	6/8	7/8	15/23
Belmont	38/26	40/35	78-61	+17	27-59/20-51	.458/.392	5-21/7-27	.238/.259	19-24/14-22	.792/.636	33/35 (2)	12/11	12/21	5/0	11/3	23/18
Seton Hall	39/40	42/36	81-76	+5	26-58/27-63	.448/.429	8-24/5-14	.333/.357	21-29/17-25	.724/.680	38/40 (2)	8/8	12/12	7/1	4/5	25/26
Gonzaga	37/32	35/45	72-77	(5)	24-65/30-58	.369/.517	2-19/7-16	.105/.438	22-24/10-14	.917/.714	34/38 (4)	9/12	8/16	6/3	7/6	17/24
Miami	34/30	31/26	65-56	+9	24-52/23-61	.462/.377	3-9/4-14	.333/.286	14-20/6-9	.700/.667	33/37 (4)	11/8	9/13	11/2	9/4	15/16
North Florida	45/25	46/35	91-60	+31	31-53/20-53	.585/.377	9-19/6-22	.474/.273	20-28/14-19	.714/.737	32/29 +3	17/2	12/20	3/3	8/4	18/21
Duke	31/41	43/43	74-84	(10)	26-61/32-61	.426/.525	6-11/7-17	.545/.412	16-23/13-14	.696/.929	32/35 (3)	10/16	13/13	8/6	6/8	17/18
Florida State	34/36	44/47	78-83	(5)	29-62/27-59	.468/.458	4-16/4-15	.250/.267	16-25/25-33	.640/.758	33/42 (9)	9/10	9/14	2/4	5/4	24/17
Charlotte	48/22	39/24	87-46	+41	29-58/14-51	.500/.275	6-21/4-16	.286/.250	23-30/14-21	.767/.667	44/23 +21	17/7	13/20	4/0	13/7	18/22
LITTLE ROCK	56/27	38/44	94-71	+23	34-57/29-58	.596/.500	16-31/5-16	.516/.313	10-13/8-11	.769/.727	33/24 +9	20/11	13/13	3/2	8/3	13/16

Note: Game totals are displayed in the format TEAM/OPPONENT for each category

2016-17 Florida Men's Basketball
Florida Team Game-by-Game (as of Dec 21, 2016)
All games

TEAM STATISTICS

Opponent	Date	Score		Total		3-Pointers		Free throws		Rebounds				pf	a	t/o	blk	stl	pts	avg
				fg-fga	pct	3fg-fga	pct	ft-fta	pct	off	def	tot	avg							
vs FGCU	11/11/16	80-59	W	28-62	.452	4-15	.267	20-26	.769	15	26	41	41.0	16	11	7	9	13	80	80.0
vs Mercer	11/13/16	76-54	W	22-61	.361	8-25	.320	24-30	.800	20	27	47	44.0	18	14	13	6	6	76	78.0
vs St. Bonaventure	11/17/16	73-66	W	23-56	.411	8-17	.471	19-29	.655	16	25	41	43.0	15	10	17	6	7	73	76.3
vs Belmont	11/21/16	78-61	W	27-59	.458	5-21	.238	19-24	.792	9	24	33	40.5	23	12	12	5	11	78	76.8
vs Seton Hall	11/24/16	81-76	W	26-58	.448	8-24	.333	21-29	.724	12	26	38	40.0	25	8	12	7	4	81	77.6
vs Gonzaga	11/25/16	72-77	L	24-65	.369	2-19	.105	22-24	.917	16	18	34	39.0	17	9	8	6	7	72	76.7
vs Miami	11/27/16	65-56	W	24-52	.462	3-9	.333	14-20	.700	9	24	33	38.1	15	11	9	11	9	65	75.0
at North Florida	12/1/16	91-60	W	31-53	.585	9-19	.474	20-28	.714	7	25	32	37.4	18	17	12	3	8	91	77.0
vs Duke	12/6/16	74-84	L	26-61	.426	6-11	.545	16-23	.696	13	19	32	36.8	17	10	13	8	6	74	76.7
at Florida State	12/11/16	78-83	L	29-62	.468	4-16	.250	16-25	.640	9	24	33	36.4	24	9	9	2	5	78	76.8
vs Charlotte	12/17/16	87-46	W	29-58	.500	6-21	.286	23-30	.767	14	30	44	37.1	18	17	13	4	13	87	77.7
LITTLE ROCK	12/21/16	94-71	W	34-57	.596	16-31	.516	10-13	.769	10	23	33	36.8	13	20	13	3	8	94	79.1
Florida		949		323-704	.459	79-228	.346	224-301	.744	150	291	441	36.8	219	148	138	70	97	949	79.1
Opponents		793		288-688	.419	73-223	.327	144-210	.686	138	271	409	34.1	254	110	195	35	59	793	66.1

Games played: 12
Points/game: 79.1
FG Pct: 45.9
3FG Pct: 34.6
FT Pct: 74.4

Rebounds/game: 36.8
Assists/game: 12.3
Turnovers/game: 11.5
Assist/turnover ratio: 1.1
Steals/game: 8.1
Blocks/game: 5.8

2016-17 Florida Men's Basketball
Florida Opponent Game-by-Game (as of Dec 21, 2016)
All games

OPPONENT STATISTICS

Opponent	Date	Score		Total		3-Pointers		Free throws		Rebounds				pf	a	t/o	blk	stl	pts	avg
				fg-fga	pct	3fg-fga	pct	ft-fta	pct	off	def	tot	avg							
vs FGCU	11/11/16	80-59	W	23-59	.390	8-20	.400	5-11	.455	14	24	38	38.0	22	8	19	2	1	59	59.0
vs Mercer	11/13/16	76-54	W	19-51	.373	7-19	.368	9-17	.529	10	22	32	35.0	31	9	17	4	6	54	56.5
vs St. Bonaventure	11/17/16	73-66	W	24-63	.381	9-27	.333	9-14	.643	15	21	36	35.3	23	8	17	8	8	66	59.7
vs Belmont	11/21/16	78-61	W	20-51	.392	7-27	.259	14-22	.636	11	24	35	35.2	18	11	21	0	3	61	60.0
vs Seton Hall	11/24/16	81-76	W	27-63	.429	5-14	.357	17-25	.680	15	25	40	36.2	26	8	12	1	5	76	63.2
vs Gonzaga	11/25/16	72-77	L	30-58	.517	7-16	.438	10-14	.714	12	26	38	36.5	24	12	16	3	6	77	65.5
vs Miami	11/27/16	65-56	W	23-61	.377	4-14	.286	6-9	.667	16	21	37	36.6	16	8	13	2	4	56	64.1
at North Florida	12/1/16	91-60	W	20-53	.377	6-22	.273	14-19	.737	10	19	29	35.6	21	2	20	3	4	60	63.6
vs Duke	12/6/16	74-84	L	32-61	.525	7-17	.412	13-14	.929	10	25	35	35.6	18	16	13	6	8	84	65.9
at Florida State	12/11/16	78-83	L	27-59	.458	4-15	.267	25-33	.758	11	31	42	36.2	17	10	14	4	4	83	67.6
vs Charlotte	12/17/16	87-46	W	14-51	.275	4-16	.250	14-21	.667	6	17	23	35.0	22	7	20	0	7	46	65.6
LITTLE ROCK	12/21/16	94-71	W	29-58	.500	5-16	.313	8-11	.727	8	16	24	34.1	16	11	13	2	3	71	66.1
Opponents		793		288-688	.419	73-223	.327	144-210	.686	138	271	409	34.1	254	110	195	35	59	793	66.1
Florida		949		323-704	.459	79-228	.346	224-301	.744	150	291	441	36.8	219	148	138	70	97	949	79.1

Games played: 12
Points/game: 66.1
FG Pct: 41.9
3FG Pct: 32.7
FT Pct: 68.6

Rebounds/game: 34.1
Assists/game: 9.2
Turnovers/game: 16.3
Assist/turnover ratio: 0.6
Steals/game: 4.9
Blocks/game: 2.9

2016-17 Florida Men's Basketball
Florida Points-Rebounds-Assists (as of Dec 21, 2016)
All games

Opponent	Date	Score		00	01	02	05	11	12	13
				HILL,KASEY	ROBINSON,D	HESTER,ERI	ALLEN,KEVA	CHIOZZA,CH	GAK,GORJOK	HAYES,KEVA
vs FGCU	11/11/16	80-59	w	11-3-4	14-6-0	0-1-0	6-2-2	6-2-4	0-0-0	9-5-1
vs Mercer	11/13/16	76-54	w	6-3-2	12-9-1	1-0-0	13-3-5	4-1-2	1-2-0	4-4-0
vs St. Bonaventure	11/17/16	73-66	w	4-2-4	14-7-1	DNP	16-3-1	6-4-2	DNP	3-3-0
vs Belmont	11/21/16	78-61	w	5-1-5	11-4-2	0-0-0	14-1-0	8-2-1	0-2-0	7-4-0
vs Seton Hall	11/24/16	81-76	w	6-2-2	5-3-1	DNP	21-6-1	14-1-2	0-0-0	0-0-0
vs Gonzaga	11/25/16	72-77	L	8-4-7	18-5-0	DNP	15-1-0	0-3-1	DNP	2-2-0
vs Miami	11/27/16	65-56	w	16-2-3	10-5-1	0-0-0	9-2-1	0-3-5	DNP	4-2-0
at North Florida	12/1/16	91-60	w	5-2-5	10-6-0	3-0-1	5-2-1	16-4-9	4-2-0	8-3-0
vs Duke	12/6/16	74-84	L	13-7-6	11-4-1	DNP	21-0-0	2-1-1	DNP	2-2-0
at Florida State	12/11/16	78-83	L	21-3-3	8-5-0	0-0-0	16-0-0	6-3-4	DNP	4-7-0
vs Charlotte	12/17/16	87-46	w	6-4-5	15-9-1	7-0-1	8-2-3	9-3-4	0-2-0	9-5-0
LITTLE ROCK	12/21/16	94-71	w	11-2-11	21-7-2	3-1-0	19-5-3	3-3-3	2-0-0	12-8-0

Opponent	Date	Score		15	23	24	25	32
				EGBUNU,JOH	LEON,JUSTI	BARRY,CANY	STONE,KEIT	RIMMER,SCH
vs FGCU	11/11/16	80-59	w	13-8-0	8-3-0	13-6-0	0-2-0	0-0-0
vs Mercer	11/13/16	76-54	w	6-8-0	17-5-1	7-4-0	2-3-3	3-0-0
vs St. Bonaventure	11/17/16	73-66	w	8-10-1	6-3-0	16-5-1	0-0-0	DNP
vs Belmont	11/21/16	78-61	w	12-8-1	0-5-1	17-2-0	4-1-2	0-1-0
vs Seton Hall	11/24/16	81-76	w	8-10-0	7-7-0	20-6-2	0-0-0	DNP
vs Gonzaga	11/25/16	72-77	L	12-7-0	5-4-0	12-5-1	0-0-0	DNP
vs Miami	11/27/16	65-56	w	7-4-0	4-2-0	0-2-1	15-8-0	DNP
at North Florida	12/1/16	91-60	w	7-5-0	13-1-0	12-4-0	8-1-1	0-1-0
vs Duke	12/6/16	74-84	L	9-12-0	7-3-1	6-1-1	3-1-0	DNP
at Florida State	12/11/16	78-83	L	8-5-0	7-1-1	6-2-1	2-3-0	DNP
vs Charlotte	12/17/16	87-46	w	DNP	4-6-1	16-4-2	10-4-0	3-4-0
LITTLE ROCK	12/21/16	94-71	w	DNP	0-0-0	15-1-0	5-2-0	3-1-1