



COWBOY BASKETBALL

GAME CENTER

Opponent: Arkansas (14-6, 4-4 SEC)
Date / Tipoff: Jan. 27, 2018 / 5 p.m. Central
Site: Bud Walton Arena (Capacity: 19,368)
Series: OSU leads 36-14 (Arkansas leads 9-8 in Fayetteville)
Streak: OSU won the last five meetings
TV: ESPN2 (Tom Hart, Dalen Cuff)
Radio: Cowboy Radio Network (Dave Hunziker, John Holcomb)
Satellite Radio: Sirius 145, XM 191 (UA radio call)
Live Stats: okstate.statbroadcast.com

2017-18 TEAM STATS/NCAA RANKING

Category	NCAA Rank	Value	NCAA Rank	Value
Scoring Offense	73	78.9	18	84.8
Scoring Defense	188	72.6	282	76.6
Scoring Margin	107	+6.3	79	+8.2
Field-Goal Percentage	192	44.5	23	49.3
Field-Goal Percentage Defense	90	41.8	191	43.8
Three-Point Field-Goal Percentage	285	32.6	23	40.2
Three-Point FG% Defense	196	35.0	210	35.4
Free-Throw Percentage	20	76.9	295	67
Rebound Margin	178	+1.1	246	-0.9
Assists Per Game	73	15.5	77	15.4
Assist/Turnover Ratio	103	1.16	28	1.39
Blocked Shots Per Game	79	4.3	56	4.5
Steals Per Game	94	7.1	148	6.6
Turnover Margin	67	+2.1	31	+3.4
Offensive Rebounds	46	12.35	225	9.8
Turnovers Forced	56	15.45	101	14.45

OKLAHOMA STATE SCHEDULE/RESULTS

Date	Opponent	Time/Result	TV
Nov. 3	Arkansas-Monticello \$	W 85-65	Fox-Plus
Nov. 10	Pepperdine	W 78-47	FCS
Nov. 13	Charlotte	W 83-65	Fox-Plus
Nov. 16	Oral Roberts	W 91-48	Fox-Plus
Nov. 20	vs. 16/19 Texas A&M @	L 55-72	ESPN2
Nov. 21	vs. Pittsburgh @	W 73-67	ESPNU
Nov. 26	Houston Baptist	W 101-74	FSOK
Nov. 29	Austin Peay	W 79-63	Fox-Plus
Dec. 3	Mississippi Valley State	W 83-62	FSOK
Dec. 9	6/6 Wichita State	L 66-78	ESPN2
Dec. 16	vs. 19/19 Florida State #	W 71-70	FS2
Dec. 19	Tulsa	W 71-59	FSOK
Dec. 22	UT-Rio Grande Valley	W 102-83	FSOK
Dec. 29	7/7 West Virginia *	L 79-85	ESPNU
Jan. 3	at 7/7 Oklahoma *	L 89-109	ESPNU
Jan. 6	Iowa State *	W 96-87 OT	ESPNU
Jan. 10	at Kansas State *	L 82-86	ESPNews
Jan. 13	Texas *	W 65-64	ESPNews
Jan. 15	at Baylor *	L 60-76	ESPNU
Jan. 20	4/6 Oklahoma *	W 83-81 OT	ESPN
Jan. 23	at 14/14 Texas Tech *	L 70-75	ESPNews
Jan. 27	at Arkansas %	5 p.m.	ESPN2
Jan. 30	TCU *	6 p.m.	ESPNU
Feb. 3	at Kansas *	11 a.m.	CBS
Feb. 6	Baylor *	7 p.m.	ESPNU
Feb. 10	at West Virginia *	11 a.m.	ESPN2
Feb. 14	Kansas State *	6 p.m.	ESPNU
Feb. 17	at TCU *	7 p.m.	ESPN2/U
Feb. 21	Texas Tech *	6 p.m.	ESPNU
Feb. 24	at Texas *	1 p.m.	LHN
Feb. 27	at Iowa State*	6 p.m.	ESPNU
March 3	Kansas *	3 p.m.	ESPN2

\$ Exhibition Game

* Big 12 Conference Game

@ Legends Classic • Barclays Center (Brooklyn, N.Y.)

Orange Bowl Classic • BB&T Center (Sunrise, Fla.)

% Big 12/SEC Challenge

GAME 21 ► JAN. 27, 2018 ► 5 P.M. ► BUD WALTON ARENA ► ESPN2



OKLAHOMA STATE

13-7, 3-5 Big 12 ► Head Coach: Mike Boynton, Jr.



ARKANSAS

14-6, 4-4 SEC ► Head Coach: Mike Anderson



OKLAHOMA STATE PROBABLE STARTERS



Point Guard

0 BRANDON AVERETTE | 5-11 | 185 | SO. | RICHARDSON, TEXAS

MIN.	PPG	RPG	APG	BPG	SPG	FG%	3FG%	FT%
21.9	8.6	2.0	3.3	0.1	0.8	45.7	32.1	75.6

► 2.4 a/to ranks 6th in Big 12 ... Last 5: 10.6 ppg, 48.7 fg% ... 45.7 fg% highest among OSU guards.



Guard

5 TAVARIUS SHINE | 6-6 | 200 | R-JR. | IRVING, TEXAS

MIN.	PPG	RPG	APG	BPG	SPG	FG%	3FG%	FT%
25.4	11.4	3.7	2.1	0.7	1.1	44.5	32.9	76.8

► Big 12 Play: 12.4 ppg (19th), 1.0 bpg (13th) ... Versatile defender with 6-10 wingspan.



Guard

30 JEFFREY CARROLL | 6-6 | 220 | R-SR. | ROWLETT, TEXAS

MIN.	PPG	RPG	APG	BPG	SPG	FG%	3FG%	FT%
29.0	16.2	6.2	1.2	0.4	0.9	41.4	30.3	73.5

► Preseason 1st-Team All-Big 12 ... 16.2 ppg ranks 9th in the Big 12 ... 1,184 career pts (29th at OSU).



Forward

41 MITCHELL SOLOMON | 6-9 | 245 | JR. | BIXBY, OKLA.

MIN.	PPG	RPG	APG	BPG	SPG	FG%	3FG%	FT%
24.7	7.9	6.5	1.9	1.3	0.9	58.9	13.6	85.3

► Boynton: "He's our MVP" ... 70.6 2fg% ranks 17th in NCAA ... 3.1 O-Reb ranks 2nd in Big 12.



Forward / Center

35 YANKUBA SIMA | 6-11 | 225 | JR. | GIRONA, SPAIN

MIN.	PPG	RPG	APG	BPG	SPG	FG%	3FG%	FT%
16.5	4.0	4.3	0.4	1.1	0.5	46.2	0.0	44.4

► 3 straight 3-block games ... 11 blocks last 6 games ... Big 12 play: 5.0 rpg, 1.4 bpg (11th).

COWBOY RESERVES

No.	Name	Pos	Ht	Wt	Class	Hometown	Points	Reb	Other
1	Kendall Smith	G	6-3	190	Gr.	Antioch, Calif.	10.8	2.5	3.0 apg
4	Thomas Dziagwa	G	6-4	180	So.	Temple Terrace, Fla.	6.8	1.2	41.6 3fg%
12	Cameron McGriff	F	6-7	220	So.	Grand Prairie, Texas	6.9	4.6	53.3 fg%
14	Lucas N'Guessan	F/C	7-0	220	So.	De Lier, The Netherlands	2.1	2.8	0.6 bpg
21	Lindy Waters III	G	6-6	205	So.	Norman, Okla.	7.9	3.7	2.1 apg
23	Michael Weathers	G	6-2	170	So.	Roeland Park, Kan.	-	-	-
33	Trey Reeves	F	6-4	215	So.	Gans, Okla.	0.0	0.3	3.0 mpg

ARKANSAS PROBABLE STARTERS

No.	Name	Pos	Ht	Wt	Class	Hometown	Points	Reb	Other
31	Anton Beard	G	6-0	185	Sr.	North Little Rock, Ark.	10.3	2.5	2.9 apg
0	Jaylen Barford	G	6-3	202	Sr.	Jackson, Tenn.	19.4	4.1	3.0 apg
20	Darius Hall	F	6-6	210	Fr.	Little Rock, Ark.	5.3	3.0	52.1 fg%
2	Adrio Bailey	F	6-7	217	So.	Campti, La.	4.7	2.9	1.0 bpg
10	Daniel Gafford	F	6-11	234	Fr.	El Dorado, Ark.	11.6	6.3	1.9 bpg



COACH CAPSULE / ROSTER / MEDIA CALENDAR

HEAD COACH MIKE BOYNTON

First season | South Carolina, '03



► One of the nation's brightest up-and-coming coaches, Mike Boynton has taken the reigns of the Cowboy basketball program. Boynton helped engineer Oklahoma State's run to the NCAA Tournament as an assistant coach in 2016-17, was an architect of Stephen F. Austin's successful three year run and helped revitalize the South Carolina program as both a player and assistant.

► With over a dozen years of experience at the Division I level, Boynton has been a part of seven combined postseason runs as a coach and a player, including NCAA Tournament appearances in each of the last four years.

► His philosophy on life and the game of basketball can be summed up in his favorite saying – let's work – and his Cowboy teams will be a living embodiment of that, with hard-nosed defense and up-tempo attack.

THEY SAID IT

MIKE YOUNG, Wofford head coach

"What has impressed me most about him as a basketball coach is that he's got everything. He hasn't presented himself in the coaching field as just a recruiter or a defensive specialist – he's just a basketball coach."

GEORGE RAVELING, 22-year head coaching veteran

"I sincerely believe that Mike is in the category of what I like to call, 'the young, the best and the brightest.' There's no doubt in my mind that Oklahoma State will be richly rewarded on and off the court because of his presence."

PHIL FORTE III, former OSU guard

"He's a coach you want to play for. For players, he's a fun coach to be around; a fun coach to play for. That's very important in coaching, might be more important than the Xs and Os part, getting the players to want to play for that coach, play hard for him."

COACHING CAREER

Year	School	Role
2017-Pr.	Oklahoma State	Head Coach
2016-17	Oklahoma State	Asst. Coach
2013-16	Stephen F. Austin	Asst. Coach
2008-13	South Carolina	Asst. Coach
2007-08	Wofford	Assoc. HC
2005-07	Coastal Carolina	Asst. Coach
2004-05	Furman	Grad. Man.

THE BOYNTON FILE

- Birthday: Jan. 17, 1982
- Degree: African American Studies, '03
- Playing Career: South Carolina (2001-04)
- Academic Awards: SEC Community Service Post-Graduate Scholarship

NUMERICAL ROSTER

No.	Name	Pos	Ht	Wt	Class	Hometown / Previous
0	Brandon Averette	G	5-11	185	So.	Richardson, Texas / Richardson HS
1	Kendall Smith	G	6-3	190	Gr.	Antioch, Calif. / CSUN
4	Thomas Dziagwa	G	6-4	180	So.	Tampa, Fla. / Tampa Catholic HS
5	Tavarius Shine	G/F	6-6	200	R-Jr.	Irving, Texas / MacArthur HS (Fork Union Military)
12	Cameron McGriff	F	6-7	220	So.	Grand Prairie, Texas / South Grand Prairie HS
14	Lucas N'Guessan	F/C	7-0	220	So.	De Lier, Netherlands / Canarias Academy
21	Lindy Waters III	G	6-6	205	So.	Norman, Okla. / Norman North HS
23	Michael Weathers	G	6-2	170	So.	Roeland Park, Kan. / Miami (OH)
30	Jeffrey Carroll	G/F	6-6	220	R-Sr.	Rowlett, Texas / Rowlett HS
33	Trey Reeves	F	6-4	215	So.	Gans, Okla. / Muldrow HS
35	Yankuba Sima	F/C	6-11	225	Jr.	Girona, Spain / St. John's
41	Mitchell Solomon	F	6-9	250	Sr.	Bixby, Okla. / Bixby HS

ALPHABETICAL ROSTER

No.	Name	Pos	Ht	Wt	Class	Hometown / Previous
0	Brandon Averette	G	5-11	185	So.	Richardson, Texas / Richardson HS
30	Jeffrey Carroll	G/F	6-6	220	R-Sr.	Rowlett, Texas / Rowlett HS
4	Thomas Dziagwa	G	6-4	180	So.	Tampa, Fla. / Tampa Catholic HS
12	Cameron McGriff	F	6-7	220	So.	Grand Prairie, Texas / South Grand Prairie HS
14	Lucas N'Guessan	F/C	7-0	220	So.	De Lier, Netherlands / Canarias Academy
33	Trey Reeves	F	6-4	215	So.	Gans, Okla. / Muldrow HS
5	Tavarius Shine	G/F	6-6	200	R-Jr.	Irving, Texas / MacArthur HS (Fork Union Military)
35	Yankuba Sima	F/C	6-11	225	Jr.	Girona, Spain / St. John's
1	Kendall Smith	G	6-3	190	Gr.	Antioch, Calif. / CSUN
41	Mitchell Solomon	F	6-9	250	Sr.	Bixby, Okla. / Bixby HS
21	Lindy Waters III	G	6-6	205	So.	Norman, Okla. / Norman North HS
23	Michael Weathers	G	6-2	170	So.	Roeland Park, Kan. / Miami (OH)

COACHES

Head Coach: Mike Boynton, First season (South Carolina, '03)
 Assistant Coach: John Cooper, First Season (Wichita State, '91)
 Assistant Coach: David Kontaxis, First Season (South Florida, '00)
 Assistant Coach: Scott Sutton, First Season (Oklahoma State, '95)
 Assistant AD/Basketball: Lance Troester, First Season (Iowa State, '02)
 Director of Player Development: Keiton Page, Sixth season (Oklahoma State, '12)
 Video Coordinator: Dre Denbow, First season (Florida Gulf Coast, '14)
 Strength & Conditioning Coach: Jake Manzelmann, 12th season (Northeastern State, '00)
 Athletic Trainer: Kevin Blaske, 7th season (Missouri Southern, '86)

PRONUNCIATIONS

0	Brandon Averette	AA-vur-ette
4	Thomas Dziagwa	DZZ-awg-wuh
5	Tavarius Shine	tuh-VAR-iss
14	Lucas N'Guessan	guess-ON
35	Yankuba Sima	YAWN-coo-buh SEE-muh

WEEKLY MEDIA CALENDAR

22 Monday	23 Tuesday	24 Wednesday	25 Thursday	26 Friday	27 Saturday	28 Sunday
1 p.m. Practice in Stillwater	Game 20 6 p.m. CT at Texas Tech	Off Day	10:16 a.m. Big 12 Teleconference	1:30 p.m. Practice	Game 21 5 p.m. CT at Arkansas	12:15 p.m. Practice
4:30 p.m. Flight to Lubbock	TV: ESPNNews		2 p.m. Media Availability		TV: ESPN2	
6:15 p.m. Practice in Lubbock			6 p.m. Mike Boynton Radio Show			

COMMUNICATIONS CONTACT: STEPHEN HOWARD

Email: stephen.howard@okstate.edu ► Office: 405-744-7756 ► Cell: 817-793-5199 ► Twitter: @showardsid



GAME NOTES

THE BASICS

► The fifth installment of the Big 12/SEC Challenge sends the Oklahoma State basketball team 180 miles due East to Fayetteville, Arkansas, where the Cowboys will take on regional rival Arkansas for the 51st time. After beginning SEC play 1-3, the Razorbacks have rallied to win three of their last four games, including a double-overtime thriller at Georgia on Tuesday night. Led by Mike Anderson, Arkansas and its "Fastest 40" offense ranks 21st nationally in efficiency. The game is a rematch of last season's 99-71 Cowboy win in Gallagher-Iba Arena, and will take place on the 17th anniversary of the 2001 tragedy that killed 10 members of the OSU basketball family.

ON THE AIR

► The matchup between the Cowboys and Razorbacks will air Saturday on ESPN2 at 5 p.m. Central. Tom Hart and Dalen Cuff will handle the on-air duties. ESPN3.com and the WatchESPN app will carry the webcast. As always, Dave Hunziker and John Holcomb will have the Cowboy Radio Network call.

OKLAHOMA STATE SNAPSHOT



► Remember The Ten

On Jan. 27, 2001, 10 members of the OSU basketball program tragically lost their lives in a plane crash following a game at Colorado. The Oklahoma State community made a vow to always remember those lost that day. OSU hosted its annual "Remember The Ten" game in the win over No. 4 Oklahoma last Saturday, but will wear special shooting shirts and coaches will wear "Remember The Ten" pins on their lapels at Arkansas on Saturday. The Remember The Ten Run is slated for April 21 and benefits OSU Counseling Services.

► The 500-100-50 Club

Mitchell Solomon just joined an exclusive club - Cowboys with 500 rebounds, 100 blocks and a career shooting percentage of 50.0 or better. The senior posted blocks No. 100 and 101 at Texas Tech on Tuesday night to become the eighth member of the club. Mike Boynton calls Mitchell Solomon the team's MVP for his leadership, rebounding and hustle plays. Solomon, who ranks second in the Big 12 in offensive rebounds at 3.1 per game, is shooting 70.6 percent on 2-point field goal attempts this season, which ranks 17th nationally according to KenPom. Solomon has seven double-digit scoring performances this season, which are already the most by an OSU player listed 6-9 or taller since Marcus Dove had 14 double-digit games in 2007-08.

THE OKLAHOMA STATE 500-100-50 CLUB

Name (Years)	Rebounds	Blocks	FG%
Leroy Combs (1980-83)	763	167	55.4
Joe Atkinson (1982-85)	570	215	50.0
Byron Houston (1989-92)	1,189	222	55.2
Bryant Reeves (1992-95)	1,152	194	58.5
Andre Williams (2000-03)	661	214	50.9
Ivan McFarlin (2002-05)	978	154	58.4
Michael Cobbins (2012-15)	587	164	53.6
Mitchell Solomon (2015-Pr)	511	101	51.6

► Sima Swatting Shots

With three blocks in each of the last three games, Yankuba Sima is rounding into form as a defensive paint presence for the Cowboys. The last OSU player to block three shots or more in three straight games after the turn of the New Year was Michael Cobbins in 2013. The last player to accomplish that feat in four straight games was Byron Houston (7 straight) in 1990. The 6-11 forward now ranks 11th in the Big 12 with 1.4 blocks per league game. Sima is also averaging 6.3 rebounds over his last four outings. As a freshman at St. John's, Sima averaged 2.4 blocks per game, which ranked 22nd nationally.

► Cardiac Cowboys

The "Cardiac Cowboys" have made late-game heroics the norm. Oklahoma State has won its last three home games in overtime or on the final shot of regulation. Kendall Smith hit shots to force an extra frame against both Iowa State (OSU trailed by 8 with 3:32 to play) and No. 4 Oklahoma (OSU trailed by 5 with 2:11 to play), while Tavarus Shine's tip-in with 6 seconds to play proved the game winner against Texas (OSU trailed by 12 with 5:55 to play). In all, OSU has won five games decided by two possessions or in overtime, including its two wins over ranked opponents.

► Carroll's On Fire

Jeffrey Carroll is racing up the program's career scoring charts. The senior now has 1,184 career points, which ranks 29th in OSU history and third among all Big 12 players behind only Jevon Carter (1,456) and Devonte Graham (1,430). In Big 12 play, Carroll ranks seventh in the league with a scoring average of 17.5 per game. He joins K-State's Dean Wade as the only Big 12 players averaging at least 17 points and six rebounds per game in league play.

THE JEFFREY CARROLL RESURGENCE

Timeframe	PPG	RPG	FG%	3FG%	SPG
First 6 Games	12.7	5.7	35.3	22.6	0.3
Last 11 Games	18.1	6.5	44.2	33.8	1.2

► High-Pressure Cowboys

OSU's high-pressure defense is active in passing lanes and employs traps in an effort to speed up opponents to create turnovers and bad shots. OSU is forcing 15.45 turnovers per game (56th nationally) and a turnover percentage of 21.1 percent (60th nationally), and the Cowboys turn that into 17.6 points off turnovers per game. OSU has forced at least 12 turnovers in 18 of its 20 games.



BIG 12 STANDINGS

(Through Jan. 23)

School	Big 12	Overall	Pct.
Kansas	6 - 2	16 - 4	.800
Texas Tech	5 - 3	16 - 4	.800
West Virginia	5 - 3	16 - 4	.800
Oklahoma	5 - 3	15 - 4	.789
Kansas State	5 - 3	15 - 5	.750
Texas	4 - 4	13 - 7	.650
TCU	3 - 5	15 - 5	.750
Oklahoma State	3 - 5	13 - 7	.650
Baylor	2 - 6	12 - 8	.600
Iowa State	2 - 6	11 - 8	.579

BIG 12 QUICK HITTERS

- The Big 12 continues to lead the nation with a .864 (102-16) non-conference win percentage. The Big East (.813) is the only other league with a non-conference win percentage above .800.
- Last season, the Big 12 had a .588 win percentage versus the ACC, Big East, Big Ten, Pac-12 and SEC - the best record among those leagues nationally.
- The Big 12 was ranked second nationally among all conferences in the RPI on Selection Sunday. Entering 2016-17, it had been No. 1 in four of the last seven seasons.

BIG 12 BASKETBALL THIS WEEK

MONDAY, JAN. 22

Iowa State at Texas, 6 p.m. - ESPN
West Virginia at TCU, 8 p.m. - ESPN
Kansas State at Baylor, 8 p.m. - ESPN

TUESDAY, JAN. 23

Oklahoma State at Texas Tech, 6 p.m. - ESPN
Kansas at Oklahoma, 6 p.m. - ESPN

SATURDAY, JAN. 27

Kentucky at West Virginia, TBD - ESPN
Texas A&M at Kansas, TBD - ESPN
Texas Tech at South Carolina, 11 a.m. - ESPN2
Baylor at Florida, 11 a.m. - ESPN
Ole Miss at Texas, 1 p.m. - ESPN2
Georgia at Kansas State, 1 p.m. - ESPN
Oklahoma at Alabama, 1:15 p.m. - ESPN
TCU at Vanderbilt, 3 p.m. - ESPN2
Tennessee at Iowa State, 3 p.m. - ESPN
Oklahoma State at Arkansas, 5 p.m. - ESPN2

MONDAY, JAN. 29

Kansas at Kansas State, 8 p.m. - ESPN

TUESDAY, JAN. 30

TCU at Oklahoma State, 6 p.m. - ESPN
Baylor at Oklahoma, 8 p.m. - ESPN2

WEDNESDAY, JAN. 31

West Virginia at Iowa State, 6 p.m. - ESPN
Texas at Texas Tech, 8 p.m. - ESPN



GAME NOTES



LAST MEETING

Jan. 28, 2017 | Stillwater, Okla.

ARKANSAS

71

OKLAHOMA STATE

99

QUICK HITTERS

► Phil Forte hit four 3-pointers to move his career total to 300 - tops in OSU history - in a 99-71 win over Arkansas in the SEC/Big 12 Challenge.

► Forte finished with 18 points and a career-high six assists, while Jeffrey Carroll led the Cowboys with 20 points and seven rebounds.

► OSU point guard Jawun Evans tallied 16 points, eight assists, seven rebounds and just one turnover.

► OSU jumped out to a 9-0 early lead and led by as much as 30 points in the contest. The Cowboys shot 50.0 percent on the day and scored 59 first-half points, which is the second highest scoring first half this year for OSU.

► The Cowboys have now won five straight games against Arkansas.

QUOTABLE COWBOY

Phil Forte on setting the 3-point record ...

► "Seeing how my teammates reacted is what made it so special: the reaction on the bench and them coming up to me and high-fiving. It was definitely the best part of the game. Without [my teammates], I don't know where I would be. I can't give them enough thanks.."

VISITORS: Arkansas (16-5, 5-3 SEC)

#	Player	tot-fg		3-pt		rebounds		ft	a	of	de	tot	pf	tp	a	to	blk	s	min
		fg	fga	fg	fga	ft	fta												
05	Cook, Arlando	f	0	2	0	0	0	0	0	1	0	1	1	0	0	2	0	0	7
33	Kingsley, Moses	f	3	11	0	1	4	5	2	2	4	2	2	0	0	4	0	0	27
00	Barford, Jaylen	g	8	13	2	3	3	4	1	2	3	3	21	2	2	0	0	0	28
04	Mason, Daryl	g	0	8	0	6	0	0	0	1	1	3	0	1	0	0	0	0	25
31	Beard, Anton	g	3	7	2	3	3	4	0	2	2	3	11	1	2	0	1	0	28
01	Thompson, Trey	0	0	0	0	0	0	0	0	0	0	0	3	0	1	0	0	0	13
02	Bailey, Adrio	1	1	0	0	0	0	0	0	0	4	4	1	2	1	0	0	0	12
03	Hannahs, Dusty	4	10	0	3	5	6	1	2	3	3	13	0	3	0	0	0	0	24
13	Thomas, Dustin	3	3	0	0	3	3	2	5	2	9	1	2	0	2	1	0	0	17
21	Watkins, Manuale	2	3	1	2	0	1	0	0	0	0	4	5	0	0	0	0	1	17
23	Jones, C.J.	0	0	0	0	0	0	0	0	0	0	0	0	0	1	0	0	0	2
TEAM																			
Totals.....		24	58	5	18	18	23	11	18	29	26	71	7	12	4	4	20	300	

TOTAL FG%	1st Half: 12-30 40.0%	2nd Half: 12-28 42.9%	Game: 41.4%	DEADBALL
3-PT. FG%	1st Half: 3-10 30.0%	2nd Half: 2-8 25.0%	Game: 27.8%	REBOUNDS
F Throw %	1st Half: 6-7 85.7%	2nd Half: 12-16 75.0%	Game: 78.3%	1

HOME TEAM: Oklahoma State (13-8, 2-6 Big 12)

#	Player	tot-fg		3-pt		rebounds		ft	a	of	de	tot	pf	tp	a	to	blk	s	min
		fg	fga	fg	fga	ft	fta												
23	Hammonds, Leyton	f	4	5	2	0	0	1	4	5	3	10	1	0	0	1	0	0	22
30	Carroll, Jeffrey	f	6	15	0	3	8	10	2	5	7	4	20	3	0	0	0	1	27
41	Solomon, Mitchell	c	0	3	0	0	2	2	5	2	7	3	2	0	2	1	0	0	14
01	Evans, Jawun	g	4	8	1	2	7	8	2	5	7	1	16	8	1	0	1	0	29
13	Forte, Phil	g	6	12	4	9	2	2	0	0	0	0	18	6	1	0	1	0	32
00	Averette, Brandon	3	6	0	1	2	0	0	2	2	0	8	0	1	0	0	1	0	17
04	Dziagwa, Thomas	0	1	0	1	0	0	1	1	0	0	0	0	0	0	0	0	0	3
12	McGriff, Cameron	1	2	0	0	2	2	0	2	1	4	3	1	0	0	0	0	0	15
14	N'Guessan, Lucas	3	4	0	0	0	2	1	1	2	4	6	1	0	0	0	0	0	13
21	Waters, Lindy	2	3	1	1	0	0	1	2	3	3	5	1	0	0	0	0	0	11
24	Dillard, Davon	0	7	1	1	1	1	2	1	3	1	10	1	1	0	0	0	0	13
32	Underwood, Tyler	0	0	0	0	0	0	1	1	0	0	0	0	0	0	1	1	1	1
33	Roeves, Trey	0	0	0	0	0	0	0	0	0	0	0	0	0	0	0	0	0	1
34	Lienhard, Will	0	0	0	0	0	0	0	0	0	0	0	0	0	0	0	0	0	2
Team																			
Totals.....		33	66	9	20	24	29	17	27	44	20	99	24	7	1	5	200		

TOTAL FG%	1st Half: 19-35 54.3%	2nd Half: 14-31 45.2%	Game: 50.0%	DEADBALL
3-PT. FG%	1st Half: 5-10 50.0%	2nd Half: 4-10 40.0%	Game: 45.0%	REBOUNDS
F Throw %	1st Half: 16-19 84.2%	2nd Half: 8-10 80.0%	Game: 82.8%	3

Officials: John Higgins, Chris Rastatter, Marques Pettigrew
Technical fouls: Arkansas-TEAM. Oklahoma State-None.
Attendance: 13611

Score by Periods	1st	2nd	Total
Arkansas	33	38	71
Oklahoma State	59	40	99

Points in the paint-AR 32 OSU 40. Points off turnovers-AR 5 OSU 23.
2nd chance points-AR 18 OSU 14. Fast break points-AR 6 OSU 18.
Bench points-AR 29 OSU 33. Score tied-0 times. Lead changed-0 times.
Last FG-AR 2nd-04:53, OSU 2nd-00:24.
Largest lead-AR None, OSU by 30 2nd-17:39.
AR led for 00:00, OSU led for 39:43. Game was tied for 00:17.

► Home/Road & 1st Half/2nd Half Splits

The Cowboys have been tough at home even as the competition ramps up in Big 12 play. In its four home conference games, OSU is 3-1 and is averaging 80.8 points on 45.0 percent shooting as a team. The Cowboys are forcing 8.5 steals (5.0 on the road) and have a +2.3 turnover margin (-3.2 on the road) as well. The Cowboys are racing out to leads in the first half of league play. OSU owns a +2.0 scoring margin in the first half, but that scoring margin dips to -8.2 in the second half of Big 12 games. Conference opponents are shooting 49.8 percent against the Cowboys in the second half and own a +5.4 rebounding margin.

	Games	Scoring	Opp Scoring	FG%	Opp FG%	TO Margin	Reb Margin	SPG
Home Big 12	4	80.8	79.2	45.0	39.8	+2.3	-6.0	8.5
Road Big 12	4	75.2	86.5	44.0	48.3	-3.2	-4.7	5.0

First Half Big 12	8	35.6	33.6	40.9	39.7	-0.1	+3.1	3.3
Second Half Big 12	8	39.0	47.2	48.1	49.8	-0.7	-5.4	3.3

► Dziagwa From Deep

Sophomore Thomas Dziagwa used an offseason challenge to become one of the best sharpshooters in program history. Mike Boynton challenged Dziagwa to sink 20 thousand 3-pointers over a 28-day span last July, and the sophomore credits the challenge with his success this season. Dziagwa is a career 42.3 percent 3-point shooter, which currently ranks fourth in Cowboy basketball history. Dziagwa is also a perfect 21-of-21 from the free throw line in his career.

THE SERIES WITH ARKANSAS



► The Series Against The Razorbacks

This will be the 51st meeting between these two programs that are separated by only 180 miles. Oklahoma State leads the all-time series with Arkansas, 36-14, and has won the last five games. In fact, the Cowboys have won 10 of the last 11 meetings dating back to 1966. The Razorbacks have a slight 9-8 edge over the Cowboys in Fayetteville, although OSU has won four of the last five meetings in the Natural State.

► Leading The Hogs

Mike Anderson is in his sixth season at the helm of the Razorback basketball program, and is a veteran of nearly 350 career victories. A native of Birmingham, Alabama, Anderson played his final two years of college ball at Tulsa for Nolan Richardson, then joined Richardson's Tulsa coaching staff for three seasons. Anderson followed Richardson to Arkansas in 1985 and worked for him as either an assistant coach or associate head coach for the next 17 seasons. After four years at UAB and five at Missouri, Anderson returned to Arkansas as the head coach in 2011.

► Historic Programs

The Cowboys and Razorbacks both have six Final Four appearances apiece, which ties them with Cincinnati and Syracuse for 10th among all programs nationwide. Arkansas went to the Final Four in 1941, 1945, 1978, 1990, 1994 and 1995, while Oklahoma State went in 1945, 1946, 1949, 1951, 1995 and 2004.

► Eddie Sutton Roots

The Cowboys and Razorbacks have another thing in common - Eddie Sutton. Sutton spent 11 seasons in Fayetteville (1975-85), and piled up a 260-75 record that included five Southwest Conference titles, nine NCAA Tournament appearances and a trip to the Final Four in 1978. After four seasons at Kentucky, Sutton returned to Oklahoma State and spent the next 16 seasons (1991-06) racking up a 368-151 record, 13 NCAA Tournament appearances and trips to the Final Four in 1995 and 2004.

► Big 12/SEC Showdown

Oklahoma State is 3-1 in the Big 12/SEC Challenge, which is in its fifth season. The Cowboys defeated Arkansas in Stillwater in 2017, 99-71, and won at Auburn in 2016, 74-63. OSU and South Carolina split home and home meetings in the Challenge in 2013-14 (W, 79-52) and 2014-15 (L, 75-49). Overall, the Big 12 is 25-15 (.625) in the Big 12/SEC Challenge, having won the first three outright and recording a split last year. All-time, Oklahoma State is 124-127 against the current membership of the SEC.

LAST 10 MEETINGS BETWEEN OSU & ARKANSAS (OSU LEADS SERIES: 37-14)

Date	Site	AP Rank	Score	OSU High Scorer	Arkansas High Scorer
12-05-1967	Fayetteville, Ark.	-	W 61-54	20 - Gene Hawk	10 - Cone
12-03-1968	Stillwater, Okla.	-	W 73-68	27 - Amos Thomas	18 - McKenzie, Cone
12-05-1969	Fayetteville, Ark.	-	W 80-67	26 - Rick Cooper	18 - Almer Lee
12-07-1970	Stillwater, Okla.	-	W 67-65	17 - Tony Kraus	25 - Lee
12-13-1971	Fayetteville, Ark.	-	L 76-90	25 - Ralph Rasmuson	28 - Terry
12-09-2000	Tulsa, Okla.	NR/21	W 74-73	25 - Maurice Baker	22 - Joe Johnson
12-22-2001	Little Rock, Ark.	6/NR	W 85-76	21 - Maurice Baker	21 - Jannero Pargo
12-30-2002	Stillwater, Okla.	-	W 71-45	22 - Victor Williams	10 - Alonzo Lane
12-20-2003	Fayetteville, Ark.	-	W 73-58	22 - Tony Allen	23 - Jonathon Modica
01-28-2017	Stillwater, Okla.	-	W 99-71	20 - Jeffrey Carroll	21 - Jaylen Barford



GAME NOTES

STREAKS & TRENDS**► Cowboy Individual Streaks**

- **Jeffrey Carroll** is averaging 18.1 points per game over OSU's last 11 outings, including five 20-plus point games.
- **Jeffrey Carroll** has reached double-figures scoring in 42 of his last 50 games played.
- **Mitchell Solomon** ranks 17th nationally with a 2-point field goal percentage of 70.6
- **Thomas Dziagwa** is a perfect 21-of-21 from the free throw line in his career, including 11-of-11 this season.
- **Thomas Dziagwa** has been hot from deep in Big 12 play. The sophomore's 44.0 percent clip ranks 7th in the league.

► Bounce-Back Game

Jeffrey Carroll has been held to single digits in scoring just eight times in the last two seasons. Each time he responded with monster performances, including seven 20-point games in his next outing. In fact, he's averaging 22.9 points on 51.6 percent shooting and 44.8 percent from 3-point in those bounce-back games.

► Taking Care Of Business

The Cowboys have won their last 15 home games against unranked opponents. OSU's last loss in GIA against an unranked foe came against Kansas State on Jan. 18, 2017.

► OSU is at its best when it ...

- Holds its opponent under 42 percent shooting (10-0).
- Holds its opponent to 70 points or less (9-0).
- Out-shoots its opponent (11-2).
- Out-rebounds its opponent (9-1).

► With A Win, OSU would ...

- Pick up its sixth straight victory over Arkansas to improve its all-time record against the Razorbacks to 37-14.
- Extend its record in the Big 12/SEC Challenge to 4-1 with three straight wins, including two on the road.
- Even the series with Arkansas in Fayetteville at nine wins apiece.
- Give the Cowboys their first true road victory in five tries this season. OSU has lost its last five true road games dating back to last season.
- Improve its record against the current membership of the SEC to 125-127.
- Move the Cowboys to 14-7 on the season with 10 regular season games to play.

► America's Rowdiest Arena

Gallagher-Iba Arena is one of the toughest venues for opponents in the country. Since 1989, the Cowboys are 212-8 (.964) in non-conference games in GIA. OSU is closing in on its 800th win in the historic venue, which opened in 1938 and still uses the original white maple floor.

► Three-Point Streak Continues

OSU has made at least one three-pointer in 567 consecutive games dating back to Jan. 13, 2001, which is the 24th longest current streak in college basketball.

COWBOY QUICK HITTERS**► Home Court Advantage**

In the AP Poll era (since the 1948-49 season) the Cowboys have a stellar 10-6 record (62.5 percent) at home against teams ranked inside the top three, which is tops in the country. In program history, the Cowboys have 14 wins against the top three, including three wins over the No. 1 team in the country. OSU currently owns 49 wins over top 10 teams.

► Epic Performance Against HBU

OSU connected on 31-of-33 (.939) free throws against Houston Baptist, which is the 24th best outing in NCAA history and the second best performance ever by an OSU team (min. 30 makes). Only once in school history has OSU made more free throws and at a higher clip (33-of-35 at Texas Tech, Jan. 31, 2012). OSU also made its first 24 from the stripe, which set a new Big 12 record for consecutive makes in one game (Previous record: 23 by Missouri against K-State on Feb. 1, 1997). OSU assisted on 26 of their 30 field goals (0.867 A/FG) against HBU, which is tied for the fourth best assist/field goal ratio in school history.

► Tourney Town

The Cowboys have advanced to the NCAA Tournament in four of the last five seasons and 28 times overall. The Cowboys have six Final Four appearances - 1945, 1946, 1949, 1951, 1995, 2004 - which is tied for the 10th most among all schools. OSU was the first program to win back-to-back NCAA national titles in 1945 and 1946, and the two championships tie the Cowboys for ninth most.

OSU IN GALLAGHER-IBA ARENA

	W	L	Win %
Overall	796	224	78.0%
Non-Conference	427	47	90.1%
Non-Con Since 1989	212	8	96.4%
Conference	369	177	67.6%
Big 12	129	48	72.9%

AT HOME AGAINST TOP-3 TEAMS

	W	L	Win %
Oklahoma State	10	6	62.5
Indiana	14	9	60.9
Kentucky	9	7	56.3
Texas	7	6	53.8

**LAST TIME OUT**

Jan. 23, 2018 | Lubbock, Texas

OKLAHOMA STATE**70****14/14 TEXAS TECH****75****QUICK HITTERS**

- Oklahoma State carried a 12-point lead into halftime, but couldn't hold off Texas Tech's second-half charge in a 75-70 loss at United Supermarkets Arena.
- Led by 26 points from Keenan Evans, the Red Raiders used a 23-8 run midway through the second half to erase a 15-point Cowboy deficit and grab the victory.
- The Cowboys were led by 16 points from Jeffrey Carroll. Kendall Smith also reached double figures with 11 points and Lindy Waters added 10.
- After being held to 29.2 percent shooting in the opening frame, Texas Tech blistered the nets with 53.6 percent shooting in the second, including 6-of-9 shooting from beyond the arc.
- TTU cranked up their ball-pressure defense in the second half. Overall, Tech forced 20 OSU turnovers and turned them into 23 points.

QUOTABLE COWBOY**Kendall Smith on OSU's performance ...**

► "I think we did a god job building off of the lead the first half. We played really good basketball, but in this league you have to put together two 20 minute segments. We just didn't do that the last 15 or 16 minutes of the second half. We will watch film and get back to the drawing board. We are still at a good place. We still have a lot of confidence in the group that we have in the locker room."

VISITORS: Oklahoma State (13-7, 3-5 Big 12)

#	Player	fg	fga	3-pt	ft	fta	de	tot	pf	tp	a	to	blk	s	min
35	Sims, Yankuba	f	2	4	0	1	5	2	1	3	2	5	2	2	23
41	Solomon, Mitchell	f	1	2	0	0	0	1	2	3	5	2	1	2	25
00	Averette, Brandon	g	2	8	1	4	2	2	0	3	3	5	7	3	26
05	Shine, Tavarious	g	2	7	0	2	0	0	0	3	3	5	4	1	22
30	Carroll, Jeffrey	g	5	10	2	4	4	5	0	3	3	3	16	0	30
01	Smith, Kendall	5	11	1	1	0	0	1	2	3	1	11	1	1	24
04	Dziagwa, Thomas	2	3	0	3	2	2	0	0	0	0	8	0	0	9
12	McGriff, Cameron	2	3	0	0	3	4	3	2	5	7	1	5	0	16
14	N'Guessan, Lucas	0	0	0	0	0	0	0	1	1	0	0	0	0	1
21	Waters, Lindy	4	6	1	3	1	1	1	2	3	3	10	1	2	24
	Team														
	Totals.....		25	54	7	17	13	19	11	20	31	29	70	10	200

TOTAL FG%	1st Half: 15-32 46.9%	2nd Half: 10-22 45.5%	Game: 46.3%	DEADBALL
3-Pt. FG%	1st Half: 5-10 50.0%	2nd Half: 2-7 28.6%	Game: 41.2%	REBOUNDS
F Throw %	1st Half: 2-3 66.7%	2nd Half: 11-16 68.8%	Game: 68.4%	6

HOME TEAM: Texas Tech (16-4, 5-3 Big 12)

#	Player	fg	fga	3-pt	ft	fta	de	tot	pf	tp	a	to	blk	s	min
32	Odiase, Norense	c	0	1	0	0	0	1	2	1	3	3	0	2	11
02	Smith, Zhaire	g	1	9	0	2	0	0	3	1	4	1	2	1	31
05	Gray, Justin	g	1	3	0	1	2	2	2	4	3	4	3	0	23
12	Evans, Keenan	g	7	13	4	9	12	1	2	3	4	26	5	1	37
23	Culver, Jarrett	g	8	15	4	7	5	8	2	6	8	2	25	1	20
00	Hamilton IV, Tommy	1	1	1	0	0	0	0	0	1	3	0	2	0	13
01	Francis, Brandone	3	7	2	4	1	4	0	2	2	9	2	3	0	21
03	Webster, Josh	0	0	0	0	0	0	0	0	0	0	0	0	0	1
10	Stevenson, Niem	1	2	0	0	4	6	1	1	2	1	6	0	1	18
21	Ondigo, Malik	0	0	0	0	0	0	0	0	0	0	0	0	0	5
25	Moretti, Davide	0	1	0	0	0	0	0	1	1	2	0	1	0	4
	TEAM														
	Totals.....		22	52	10	19	21	33	13	18	31	19	75	13	200

TOTAL FG%	1st Half: 7-24 29.2%	2nd Half: 15-28 53.6%	Game: 42.3%	DEADBALL
3-Pt. FG%	1st Half: 4-10 40.0%	2nd Half: 6-9 66.7%	Game: 52.8%	REBOUNDS
F Throw %	1st Half: 7-12 58.3%	2nd Half: 14-21 66.7%	Game: 63.6%	9

Officials: Doug Simons, Gerry Pollard, Tony Padilla
 Technical fouls: Oklahoma State-None, Texas Tech-None.
 Attendance: 12585

Score by Periods	1st	2nd	Total
Oklahoma State	37	33	70
Texas Tech	25	50	75

Points in the paint-OSU 24, TTU 22. Points off turnovers-OSU 16, TTU 23.
 2nd chance points-OSU 16, TTU 13. Fast break points-OSU 2, TTU 4.
 Bench points-OSU 36, TTU 18. Score tied-1 time. Lead changed-8 times.
 Last FG-OSU 2nd-00:08, TTU 2nd-02:30.
 Largest lead-OSU by 15 2nd-18:39, TTU by 9 2nd-00:40.
 OSU led for 25:01. TTU led for 13:58. Game was tied for 01:01



RECORD BOOKS / CLUTCH FREE THROWS

CAREER SCORING

Rnk	No	Avg	Name (Years)
10.	1,651	12.3	Keiton Page (2008-12)
11.	1,542	14.0	Matt Clark (1978-83)
12.	1,541	15.6	Randy Rutherford (1992-95)
13.	1,526	11.6	Ivan McFarlin (2001-05)
14.	1,519	14.5	Ronnie Daniel (1973-77)
15.	1,434	14.5	Leroy Combs (1979-83)
16.	1,428	13.9	Olus Holder (1974-78)
17.	1,407	10.3	Byron Eaton (2005-09)
18.	1,378	11.7	Obi Muonelo (2006-10)
	1,378	16.6	Bob Mattick (1951-54)
19.	1,363	13.5	JamesOn Curry (2004-07)
20.	1,320	10.3	Corey Williams (1988-92)
21.	1,319	9.8	Terrel Harris (2005-09)
23.	1,261	13.4	Victor Williams (2000-03)
24.	1,236	9.5	Fredrik Jönzén (1998-2002)
25.	1,220	15.6	Kevin Fitzgerald (1970-73)
26.	1,199	9.4	Darwyn Alexander (1988-92)
27.	1,197	15.3	Arlen Clark (1956-59)
28.	1,189	9.3	Joe Adkins (1996-2000)
29.	1,184	11.6	Jeffrey Carroll (2014-Pr.)
30.	1,145	13.6	Joe Atkinson (1981-85)
31.	1,140	10.6	Raymond Crenshaw (1980-84)

CAREER REBOUNDS

Rnk	No	Avg	Name (Years)
21.	563	4.4	Chianti Roberts (1993-97)
21.	562	5.7	Lafayette Threatt (1972-76)
22.	513	5.1	James Anderson (2007-10)
23.	512	3.8	Terrel Harris (2005-09)
24.	511	4.4	Mitchell Solomon (2014-Pr)
25.	503	5.1	Randy Rutherford (1992-95)
26.	501	6.2	Clayton Carter (1953-56)
...	482	4.7	Jeffrey Carroll (2014-Pr.)

CAREER OFFENSIVE REBOUNDS

Rnk	No	Avg	Name (Years)
1.	410	3.1	Ivan McFarlin (2001-05)
2.	399	3.1	Byron Houston (1988-92)
3.	363	2.7	Bryant Reeves (1991-95)
4.	266	2.1	Desmond Mason (1996-2000)
5.	264	2.0	Fredrik Jönzén (1998-2002)
6.	259	2.2	Mitchell Solomon (2014-Pr)
7.	258	2.1	Andre Williams (1999-2003)
8.	244	2.0	Marshall Moses (2007-11)
9.	214	1.7	Chianti Roberts (1993-97)
10.	200	1.6	Adrian Peterson (1995-99)
11.	196	1.9	James Anderson (2007-10)

CAREER FIELD GOALS MADE

Rnk	No	Name (Years)
21.	460	Chianti Roberts (1993-97)
22.	458	Bob Mattick (1951-54)
23.	457	Joe Atkinson (1981-85)
24.	449	Richard Dumas (1987-90)
25.	440	Terrel Harris (2005-09)
	440	Fredrik Jönzén (1998-02)
...	409	Jeffrey Carroll (2014-Pr.)

CAREER FIELD GOAL PERCENTAGE

Rnk	FG%	Name (Years)
15.	52.9	James King (1962-65)
16.	52.6	Brian Montonati (1997-2000)
17.	52.5	Matt Clark (1978-83)
18.	51.6	Mitchell Solomon (2014-Pr.)
19.	50.9	Andre Williams (1999-2003)
20.	50.7	Win Case (1983-85)
21.	50.5	Brett Robisch (1996-98)
22.	50.4	David Monds (2003-07)
23.	50.3	Bob Mattick (1951-54)
	50.2	Ed Odom (1978-80)
25.	50.1	Richard Dumas (1987-90)
26.	50.0	Joe Atkinson (1981-85)
...	46.2	Jeffrey Carroll (2014-Pr.)

CAREER 3-POINTERS MADE

Rnk	No	Avg	Name (Years)
10.	170	2.70	Brooks Thompson (1992-94)
11.	153	1.14	Terrel Harris (2005-09)
12.	146	1.43	Jeffrey Carroll (2014-Pr.)
13.	146	1.09	Markel Brown (2010-14)
14.	135	1.44	Victor Williams (2000-03)
15.	130	1.01	Desmond Mason (1996-00)
	130	2.10	Glendon Alexander (1998-00)
17.	126	1.34	Melvin Sanders (2000-03)
18.	118	0.92	Corey Williams (1988-92)
19.	109	0.80	Byron Eaton (2005-09)

CAREER 3-POINTERS ATTEMPTED

Rnk	No	Name (Years)
10.	421	Markel Brown (2010-14)
11.	418	Terrel Harris (2005-09)
12.	412	Victor Williams (2000-03)
13.	409	Jeffrey Carroll (2014-Pr.)
14.	394	Brooks Thompson (1992-94)
15.	365	Melvin Sanders (2000-03)
16.	349	Desmond Mason (1996-00)
17.	340	Corey Williams (1988-92)
18.	315	Byron Eaton (2005-09)
19.	309	Glendon Alexander (1998-00)

CAREER 3-POINT PERCENTAGE MINIMUM 50 MAKES

Rnk	No	Name (Years)
1.	44.4	Sean Sutton (1990-92)
2.	43.1	Brooks Thompson (1992-94)
3.	43.1	Todd Christian (1986-88)
4.	42.3	Thomas Dziagwa (2016-Pr.)
5.	42.1	Darwyn Alexander (1988-92)
	42.1	Glendon Alexander (1998-00)
7.	41.8	Randy Rutherford (1992-95)
8.	41.3	John Lucas (2003-05)
9.	40.7	Jawun Evans (2015-17)
10.	40.5	Daniel Bobik (2003-05)
11.	39.8	JamesOn Curry (2004-07)
12.	39.6	John Potter (1989-91)
13.	39.5	Phil Forte (2012-17)
14.	39.4	Marlon Dorsey (1995-97)
15.	39.1	Maurice Baker (2000-02)
16.	38.6	Obi Muonelo (2006-10)
17.	38.3	Chad Alexander (1994-98)
	38.3	Adrian Peterson (1995-99)
19.	37.5	James Anderson (2007-10)
20.	37.2	Desmond Mason (1996-00)
21.	36.8	Keiton Page (2008-12)
...	35.7	Jeffrey Carroll (2014-Pr.)

CAREER BLOCKS

Rnk	No	Avg	Name (Years)
1.	222	1.7	Byron Houston (1988-92)
2.	215	2.6	Joe Atkinson (1981-85)
3.	214	1.8	Andre Williams (1999-2003)
4.	194	1.4	Bryant Reeves (1991-95)
5.	167	1.7	Leroy Combs (1979-83)
6.	164	1.6	Michael Cobbins (2011-15)
7.	156	1.2	Ivan McFarlin (2001-05)
8.	113	0.8	Markel Brown (2010-14)
9.	101	0.9	Mitchell Solomon (2014-Pr)
	101	1.0	Marcus Dove (2004-08)
11.	92	0.7	Desmond Mason (1996-2000)
12.	91	1.0	Johnny Pittman (1988-91)
13.	82	1.4	Philip Jurick (2011-13)
14.	73	1.3	Andrew Jones (1976-78)

CAREER BLOCKS IN BIG 12 GAMES

Rnk	No	Name (Years)
1.	119	Andre Williams (2000-03)
2.	91	Michael Cobbins (2012-15)
3.	76	Ivan McFarlin (2002-05)
4.	64	Markel Brown (2011-14)
5.	60	Mitchell Solomon (2014-Present)
6.	53	Marcus Dove (2005-08)
7.	40	Le'Bryan Nash (2012-15)
8.	39	Desmond Mason (1997-2000)

CAREER GAMES PLAYED/STARTED

Rnk	GP	GS	Name (Years)
1.	136	133	Bryant Reeves (1991-95)
	136	113	Byron Eaton (2005-09)
3.	135	78	Phil Forte (2012-17)
4.	134	108	Keiton Page (2008-12)
	134	103	Markel Brown (2010-14)
	134	89	Terrel Harris (2005-09)
7.	132	131	Ivan McFarlin (2001-05)
8.	130	83	Fredrik Jönzén (1998-2002)
9.	129	109	Desmond Mason (1996-00)
	129	82	Chianti Roberts (1993-97)
11.	128	108	Darwyn Alexander (1988-92)
	128	95	Corey Williams (1988-92)
	128	89	Joe Adkins (1996-2000)
14.	127	124	Byron Houston (1988-92)
15.	126	120	Le'Bryan Nash (2011-15)
	126	61	Terry Collins (1991-95)
	126	—	Blake Williams (1944-48)
18.	123	—	J.L. Parks (1944-46, 47-49)
19.	122	120	Adrian Peterson (1995-99)
20.	121	71	Marshall Moses (2007-11)
	121	45	Andre Williams (1999-2003)
22.	120	59	Leyton Hammonds (2013-17)
	120	—	Joe Bradley (1945-49)
24.	119	24	Nick Sidorakis (2007-11)
25.	118	76	Obi Muonelo (2006-10)
	118	—	Bob Kurland (1942-46)
...	116	70	Mitchell Solomon (2014-Pr.)
...	102	61	Jeffrey Carroll (2014-Pr.)



NATIONAL POLLS / SUPERLATIVES

NATIONAL POLLS (JAN. 22)

AP POLL

RK	TEAM	RECORD	PTS
1	Villanova (63)	18-1	1,623
2	Virginia (1)	18-1	1,537
3	Purdue (1)	19-2	1,499
4	Duke	17-2	1,439
5	Kansas	16-3	1,338
6	Michigan State	17-3	1,243
7	West Virginia	16-3	1,217
8	Xavier	18-3	1,180
9	Cincinnati	17-2	1,087
10	North Carolina	16-4	1,014
11	Arizona	16-4	974
12	Oklahoma	14-4	917
13	Ohio State	17-4	787
14	Texas Tech	15-4	763
15	Gonzaga	17-4	610
16	Saint Mary's	19-2	571
17	Wichita State	15-4	547
18	Clemson	16-3	474
19	Auburn	17-2	470
20	Florida	14-5	366
21	Arizona State	15-4	353
22	Tennessee	13-5	260
23	Nevada	18-3	190
24	Rhode Island	15-3	189
25	Michigan	17-5	123

Others receiving votes: Miami 83, Louisville 81, TCU 45, Kentucky 38, Kansas State 35, Seton Hall 25, Creighton 20, Florida State 14, Houston 5, New Mexico State 4, Boise State 2, Providence 2

USA TODAY COACHES POLL

RK	TEAM	RECORD	PTS
1	Villanova (31)	18-1	798
2	Virginia	18-1	759
3	Purdue (1)	19-2	740
4	Duke	17-2	707
5	Kansas	16-3	639
6	Michigan State	17-3	589
7	West Virginia	16-3	571
8	Cincinnati	17-2	566
8	Xavier	18-3	566
10	North Carolina	16-4	517
11	Oklahoma	14-4	407
12	Arizona	16-4	403
13	Ohio State	17-4	385
14	Texas Tech	15-4	346
15	Gonzaga	17-4	288
16	Wichita State	15-4	280
17	Clemson	16-3	275
18	Saint Mary's	19-2	217
19	Auburn	17-2	190
20	Arizona State	15-4	187
21	Tennessee	13-5	158
22	Florida	14-5	136
23	Rhode Island	15-3	107
24	Miami	14-4	98
25	Michigan	17-5	97

Others receiving votes: Kentucky 92, Nevada 90, Seton Hall 55, Louisville 45, Creighton 30, TCU 29, Providence 7, Alabama 6, Kansas State 6, Boise State 5, Middle Tennessee 4, Florida State 2, New Mexico State 2, Louisiana-Lafayette 1

OSU'S RECORD WHEN...

Overall	13-7
Big 12 Conference games only	3-5
Non-Conference games only	10-2
Home games	11-2
Away games	0-4
Neutral games	2-1
vs. AP Top 25	2-5
vs. KenPom Top 50	3-7
vs. KenPom 51-100	1-0
Leading at halftime	9-4
Tied / Trailing at halftime	4-3
Shooting 50 percent or better	2-1
Shooting less than 50 percent	11-6
Shooting same as or better than opponent	11-2
Shooting worse than opponent	2-5
Opp. shoots 50 pct. or better	1-2
Opp. shoots less than 50 pct.	5-5
Opp. shoots less than 40 pct.	7-0
Out-rebounding opponent	9-1
Opp. has more or same # of rebounds	4-6
Committing fewer TOs than opponent	12-3
Committing more or same # of TOs	1-4
Forced less than 10 turnovers	0-2
Forced 10-14 turnovers	5-1
Forced 15-19 turnovers	6-4
Forced 20-plus turnovers	3-0
Making more FTs than opponent	5-1
Making fewer or same # of FTs	8-6
Scoring 80-plus points	3-2
Scoring 90-plus points	2-0
Scoring 100-plus points	2-0
Opponent scores less than 50 points	2-0
Opponent scores less than 60 points	1-0
Opponent scores less than 70 points	5-0
Opponent scores less than 80 points	2-4
Opponent scores 80-plus points	3-2
Opponent scores 90-plus points	0-0
Opponent scores 100-plus points	0-1
Final Margin: 1-3 points	3-0
4-10 points	2-3
11-15 points	1-1
16-19 points	3-2
20-plus points	4-1
National television	0-0
CBS	0-0
CBS Sports	0-0
ESPN	1-0
ESPN2	0-2
ESPNU	2-3
ESPNws	1-2
Longhorn Network	0-0
Fox Sports 1 / 2	1-0
FSN / FCS	8-0
Big Ten Network	0-0
TNT	0-0
TBS	0-0
Internet broadcast (ESPN3)	0-0

COWBOY SUPERLATIVES

20-Point Games

Jeffrey Carroll	6
Brandon Averette	2
Kendall Smith	2
Tavarius Shine	1

10-Rebound Games

Jeffrey Carroll	3
Mitchell Solomon	2
Yankuba Sima	1

5-Assist Games

Brandon Averette	5
Kendall Smith	5
Lindy Waters	2
Tavarius Shine	1
Mitchell Solomon	1

4-Steal Games

Jeffrey Carroll	1
Lindy Waters	1

Multi-Block Games

Mitchell Solomon	11
Tavarius Shine	5
Yankuba Sima	3
Lucas N'Guessan	3
Jeffrey Carroll	2
Cameron McGriff	1

Double-Doubles by Player

Jeffrey Carroll	3
Mitchell Solomon	1

Dunks

Jeffrey Carroll	9
Cam McGriff	7
Mitchell Solomon	5
Tavarius Shine	4
Lucas N'Guessan	3
Yankuba Sima	3
Lindy Waters	3
Kendall Smith	3
Brandon Averette	1

Charges Taken

Lindy Waters	14
Cam McGriff	9
Kendall Smith	4
Thomas Dziagwa	3
Brandon Averette	2
Mitchell Solomon	2
Tavarius Shine	1




PLAYER SPOTLIGHT

O BRANDON AVERETTE

Guard ▶ 5-11 ▶ 185 ▶ Sophomore ▶ Richardson, Texas (Richardson High School)

(Pronounced: AA-vurr-ette)



- ▶ Big 12 ranks: 6th in assist/turnover ratio (2.4), 15th in assists (3.3).
- ▶ Set a career-high with points, 22, and at Kansas State. Posted 13 points on 6-of-11 shooting in the second half rally at No. 7 Oklahoma.
- ▶ Posted 13 points on 6-of-11 shooting in the second half rally at No. 7 Oklahoma.
- ▶ Earned the No. 3 play on the Nov. 13 SportsCenter for his monster dunk against Charlotte.
- ▶ Second only to Jawun Evans in total assists (60) and assists per game (1.8) on the OSU roster.
- ▶ Shot 45.5 percent from 3-point on the year, which trailed only Davon Dillard (.481) among Cowboys with at least 10 makes.
- ▶ Named Big 12 Newcomer of the Week (Dec. 12, 2016) for leading the Cowboys to a win at Tulsa in his first career start. Averette posted a game-high 17 points, three rebounds, three assist and three steals.
- ▶ Ended the year with averages of 5.2 ppg, 1.5 rpg, 1.8 apg and 0.8 spg.
- ▶ Racked up five double-digit scoring games, including back-to-back outings against Georgetown and Rogers State.
- ▶ Also helped OSU pick up a win in Bramlage Coliseum with 13 points on 6-of-6 shooting at Kansas State.
- ▶ One of just five Cowboys to play in all 33 games in 2016-17.
- ▶ Racked up a dozen games with at least three assists, including five assists in both games against Iowa State.
- ▶ Hit the go-ahead free throws at TCU with 1:02 remaining to give the Cowboys a key Big 12 road win.

AVERETTE AGAINST TODAY'S OPPONENT

Opponent	Date	GS	Min	FG	FGA	3FG	FGA	FT	FTA	Off	Def	Tot	PF	A	TO	Blk	Stl	Pts
ARKANSAS	1/28/2017		17	3	6	0	1	2	2	0	2	2	0	0	1	0	0	8

2017-18 GAME-BY-GAME STATS

Opponent	Date	TOTAL			3-PTS			REBOUNDS										PF	FO	A	TO	Blk	Stl	Pts	Avg
		GS	Min	FG FGA	Pct	3FG FGA	Pct	FT	FTA	Pct	Off	Def	Tot	Avg											
PEPPERDINE	11/10/17	19	5	7	.714	1	2	.500	0	0	.000	0	4	4	4.0	4	0	5	0	2	11	11.0			
CHARLOTTE	11/13/17	23	4	12	.333	1	4	.250	3	4	.750	0	3	3	3.5	1	0	4	1	0	12	11.5			
ORAL ROBERTS	11/16/17	26	8	16	.500	4	6	.667	1	1	1.000	1	3	4	3.7	1	0	9	0	2	21	14.7			
vs Texas A&M	11/20/17	19	4	9	.444	0	2	.000	2	3	.667	1	3	4	3.8	0	0	1	2	0	10	13.5			
vs Pittsburgh	11/21/17	19	0	4	.000	0	1	.000	2	2	1.000	0	1	1	3.2	1	0	3	1	0	2	11.2			
HOUSTON BAPTIST	11/26/17	20	4	7	.571	1	1	1.000	0	1	.000	0	1	1	2.8	2	0	3	1	0	9	10.8			
AUSTIN PEAY	11/29/17	16	2	6	.333	0	1	.000	0	0	.000	0	0	0	2.4	2	0	3	2	0	1	9.9			
MISS VALLEY STATE	12/03/17	18	2	3	.667	1	1	1.000	0	0	.000	0	2	2	2.4	1	0	3	0	1	2	9.3			
WICHITA STATE	12/09/17	20	1	6	.167	0	0	.000	3	4	.750	0	3	3	2.4	2	0	2	2	0	5	8.8			
vs Florida State	12/16/17	14	0	3	.000	0	2	.000	0	0	.000	0	0	0	2.2	0	2	1	0	0	0	7.9			
TULSA	12/19/17	21	3	4	.750	0	1	.000	0	0	.000	0	0	0	2.0	0	0	2	1	0	1	7.7			
UT-RIO GRANDE VALLEY	12/22/17	24	2	5	.400	0	0	.000	2	2	1.000	0	2	2	2.0	1	0	5	2	0	3	7.6			
WEST VIRGINIA	12/29/17	23	1	3	.333	0	1	.000	4	6	.667	0	2	2	2.0	1	0	0	2	0	1	7.5			
at Oklahoma	01/03/18	27	6	12	.500	0	1	.000	1	2	.500	0	1	1	1.9	4	0	3	3	0	13	7.9			
IOWA STATE	01/06/17	18	3	4	.750	0	0	.000	2	3	.667	0	1	1	1.9	1	0	2	1	0	8	7.9			
at Kansas State	01/10/18	28	8	11	.727	0	0	.000	6	6	1.000	0	1	1	1.8	4	0	6	2	0	1	22	8.8		
TEXAS	01/13/18	*	29	3	.333	0	0	.000	5	6	.833	0	3	3	1.9	1	0	1	0	0	1	11	8.9		
at Baylor	01/15/18	*	24	2	3	.667	0	0	.000	1	1	1.000	1	2	3	1.9	2	0	1	1	0	1	5	8.7	
OKLAHOMA	01/20/18	*	24	4	8	.500	0	1	.000	0	2	.000	0	1	1	1.9	4	0	7	3	0	1	8	8.6	
at Texas Tech	01/23/18	*	26	2	8	.250	1	4	.250	2	2	1.000	0	3	3	2.0	5	1	3	2	0	0	7	8.6	
Totals		4	438	64	140	.457	9	28	.321	34	45	.756	3	36	39	2.0	37	1	65	27	1	16	171	8.6	

CAREER GAME HIGHS / SUPERLATIVES

Points	22, at Kansas State, 2017-18
Rebounds	5, vs Iowa State, 2016-17
Field Goals	8, vs Oral Roberts, 2017-18
Field Goals Att.	17, at Tulsa, 2016-17
Three-Point FG	4, Oral Roberts, 2017-18
Three-Point FG Att.	6, vs Oral Roberts, 2017-18
Free Throws Made	6, 3x, last at Kansas State, 2017-18
Free Throws Att.	9, at Wichita State, 2016-17
Assists	9, vs Oral Roberts, 2017-2018
Steals	4, vs Georgetown, 2016-17
Blocks	1, vs Miss Valley State, 2017-18
Minutes	37, at Tulsa, 2016-17

Miscellaneous	Career
Games with 10+ points	12
Games with 20+ points	2
Games with 5+ rebounds	1
Games with 10+ rebounds	0
Games with 3+ assists	23
Games with 2+ steals	13
Games with 2+ blocks	0
Double-Doubles	0
Games led team in points	4
Games led team in rebounds	0
Games led team in assists	9
Games led team in steals	6
Games led team in blocks	0

CAREER STATS


Year	GP	GS	Min	Avg	-----Total-----			-----3-PTS-----					-----Rebounds-----										Pts	Avg	
					FG	FGA	Pct	FG	FGA	Pct	FT	FTA	Pct	Off	Def	Tot	Avg	PF	FO	Ast	TO	Blk			Stl
2016-17	33	1	490	14.8	61	137	.445	10	22	.455	39	52	.750	3	46	49	1.5	53	0	60	51	0	27	171	5.2
2017-18	20	4	438	21.9	64	140	.457	9	28	.321	34	45	.756	3	36	39	2.0	37	1	65	27	1	16	171	8.6
TOTAL	53	5	928	17.5	125	277	.451	19	50	.380	73	97	.753	6	82	88	1.7	90	1	125	78	1	43	342	6.5



PLAYER SPOTLIGHT

1 KENDALL SMITH

Guard ▶ 6-3 ▶ 190 ▶ Graduate/Senior ▶ Antioch, Calif. (CSUN / UNLV / Deer Valley HS)



- ▶ Big 12 Ranks: 15th in assist/turnover ratio (1.5)
- ▶ With 8 seconds to go, he hit a 3-pointer to send the Bedlam game against OU to overtime where the Cowboys won.
- ▶ Sent the Iowa State game into overtime with a contested runner with 5 seconds to play in regulation.
- ▶ Has at least 2 assists in every game as a Cowboy.
- ▶ Had a game-high 19 points against Charlotte to lead all Cowboy scorers.
- ▶ Made his Cowboy debut against Pepperdine and finished with 10 points and a game-high 8 assists.
- ▶ Competed in all 30 games for CSUN in 2016-17 and averaged a team-high 16.7 points and 4.8 assists to go along with 4.0 rebounds and 1.3 steals.
- ▶ Shot 44.8 percent from the floor, 37.5 percent from behind the 3-point arc and 76.2 percent from the free throw line.
- ▶ Averaged 17.6 points in conference play.
- ▶ Earned All-Big West Second Team honors.
- ▶ Finished tops in the Big West in assists per game.
- ▶ Also finished second in the conference in points, fifth in steals and eighth in 3-point percentage.
- ▶ Led the team in scoring 15 times.
- ▶ Posted career highs in a host of categories including points, rebounds, assists, steals, field goal percentage, 3-point percentage and free throw percentage.
- ▶ Collected the fifth-most assists in a season in team history with 143.

SMITH AGAINST TODAY'S OPPONENT

Opponent	Date	GS	Min	FG	FGA	3FG	FGA	FT	FTA	Off	Def	Tot	PF	A	TO	Blk	Stl	Pts
First Career Meeting																		

2017-18 GAME-BY-GAME STATS

Opponent	Date	GS	Min	TOTAL			3-PTS			REBOUNDS									
				FG	FGA	Pct	3FG	FGA	Pct	FT	FTA	Pct	Off	Def	Tot	Avg	PF	FO	A
PEPPERDINE	11/10/17	*	32	3	11	.273	1	3	.333	3	3	1.000	1	3	4	4.0	2	0	8
CHARLOTTE	11/13/17	*	23	8	13	.615	1	4	.250	2	2	1.000	0	6	6	5.0	2	0	3
ORAL ROBERTS	11/16/17	*	23	4	12	.333	1	3	.333	0	1	.000	1	3	4	4.7	2	0	3
vs Texas A&M	11/20/17	*	24	2	9	.222	0	1	.000	3	4	.750	0	2	2	4.0	2	0	2
vs Pittsburgh	11/21/17	*	25	2	9	.222	0	3	.000	3	4	.750	1	1	2	3.6	0	0	3
HOUSTON BAPTIST	11/26/17	*	24	5	9	.556	3	3	1.000	3	3	1.000	0	3	3	3.5	2	0	5
AUSTIN PEAY	11/29/17	*	25	1	6	.167	1	3	.333	1	2	.500	0	1	1	3.1	1	0	2
MISS VALLEY STATE	12/03/17	*	23	5	11	.455	2	6	.333	2	2	1.000	1	0	1	2.9	1	0	5
WICHITA STATE	12/09/17	*	20	3	5	.600	0	0	.000	0	2	.000	0	1	1	2.7	5	1	4
vs Florida State	12/16/17		30	3	14	.214	1	5	.200	0	0	.000	1	4	5	2.9	1	0	6
TULSA	12/19/17	*	28	6	13	.462	3	8	.375	1	1	1.000	1	1	2	2.8	1	0	3
UT-RIO GRANDE VALLEY	12/22/17	*	25	7	10	.700	1	3	.333	3	3	1.000	0	0	0	2.6	0	4	4
WEST VIRGINIA	12/29/17	*	33	3	8	.375	0	2	.000	1	2	.500	0	1	1	2.5	1	0	2
at Oklahoma	01/03/18	*	24	3	10	.300	0	1	.000	0	1	.000	0	2	2	2.4	1	0	2
IOWA STATE	01/06/17	*	36	7	18	.389	1	2	.500	5	6	.833	0	5	5	2.6	2	0	5
at Kansas State	01/10/18	*	27	5	15	.333	2	3	.667	2	2	1.000	1	3	4	2.7	3	0	1
TEXAS	01/13/18		13	1	3	.333	0	0	.000	0	0	.000	0	1	1	2.6	0	0	1
at Baylor	01/15/18		16	1	5	.200	0	1	.000	0	0	.000	0	0	0	2.4	3	0	0
OKLAHOMA	01/20/18		26	7	16	.438	3	7	.429	3	4	.750	0	2	2	2.4	0	0	0
at Texas Tech	01/23/18		24	5	11	.455	1	1	1.000	0	0	.000	1	2	3	2.5	1	0	1
Totals			16	501	81	208	.389	21	59	.356	32	.762	8	41	49	2.5	30	1	60

CAREER GAME HIGHS / SUPERLATIVES

Points	20, 2x, last vs Oklahoma, 2017-18
Rebounds	6, vs Charlotte, 2017-18
Field Goals	8, Charlotte, 2017-18
Field Goals Att.	18, vs Iowa State, 2017-18
Three-Point FG	3, 2x last vs Tulsa, 2017-18
Three-Point FG Att.	6, Miss Valley State, 2017-18
Free Throws Made	5, vs Iowa State, 2017-18
Free Throws Att.	8, vs Tulsa, 2017-18
Assists	8, Pepperdine, 2017-18
Steals	3, Pepperdine, 2017-18
Blocks	-
Minutes	36, Iowa State, 2017-18

Miscellaneous	Career
Games with 10+ points	10
Games with 20+ points	2
Games with 5+ rebounds	3
Games with 10+ rebounds	0
Games with 3+ assists	11
Games with 2+ steals	5
Games with 2+ blocks	0
Double-Doubles	0
Games led team in points	3
Games led team in rebounds	1
Games led team in assists	6
Games led team in steals	3
Games led team in blocks	0

CAREER STATS

-----Total-----																										-----3-PTS-----						-----Rebounds-----									
Year	GP	GS	Min	Avg	FG	FGA	Pct	FG	FGA	Pct	FT	FTA	Pct	Off	Def	Tot	Avg	PF	FO	Ast	TO	Blk	Stl	Pts	Avg																
2017-18	20	16	501	25.1	81	208	.389	21	59	.356	32	42	.762	8	41	49	2.5	30	1	60	41	0	20	215	10.8																
TOTAL	20	16	501	25.1	81	208	.389	21	59	.356	32	42	.762	8	41	49	2.5	30	1	60	41	0	20	215	10.8																




PLAYER SPOTLIGHT

4 THOMAS DZIAGWA

Guard ▶ 6-4 ▶ 180 ▶ Sophomore ▶ Temple Terrace, Fla. (Tampa Catholic High School)

(Pronounced: DUH-zawg-wuh)



- ▶ Big 12 ranks: 13th in 3-point percentage (.416), 13th in 3-pointers made (1.9).
- ▶ Ranks 7th in OSU history with a career 3-point percentage of 41.9.
- ▶ Exploded for a career-high 19 points on 5-of-10 shooting from 3-point at Oklahoma.
- ▶ Has yet to miss a free throw in his OSU career (17-of-17).
- ▶ Set a then-career-high in points with 16 against Houston Baptist on four made three-pointers.
- ▶ One of OSU's top sharpshooters, Dziagwa connected on 43.4 percent (25-of-53) of his 3-point attempts in 2016-17, which was the second highest among all Cowboys with at least 20 makes.
- ▶ Saw action in 26 games for OSU, and averaged 3.3 points per game on 41.5 percent shooting from the floor.
- ▶ Posted three double-digit scoring performances on the season – all in a four-game span in December. Dziagwa averaged 11.3 points on 56.5 percent shooting from 3-point over that span.
- ▶ Scored a season-high 14 points at home against Arkansas-Pine Bluff thanks to 4-of-6 shooting from 3-point on the night.
- ▶ Was 3-of-4 shooting from 3-point for nine points in the win at Wichita State.
- ▶ Also scored 11 points in the win at Tulsa and at home against Texas A&M-Corpus Christi.
- ▶ Hit 2-of-3 shots for five points in the win at Texas Tech.
- ▶ Also had seven points and three assists at Texas.
- ▶ Broke the 31-year old Tampa Catholic HS career scoring record with 2,162 career points while playing for his father, Don.

DZIAGWA AGAINST TODAY'S OPPONENT

Opponent	Date	GS	Min	FG	FGA	3FG	FGA	FT	FTA	Off	Def	Tot	PF	A	TO	Blk	Stl	Pts
ARKANSAS	1/28/2017	3		0	1	0	1	0	0	0	1	1	0	0	0	0	0	0

2017-18 GAME-BY-GAME STATS

Opponent	Date	GS	TOTAL			3-PTS			REBOUNDS										Pts	Avg				
			FG	FGA	Pct	3FG	FGA	Pct	FT	FTA	Pct	Off	Def	Tot	Avg	PF	FO	A			TO	Blk	Stl	
PEPPERDINE	11/10/17	23	4	9	.444	4	9	.444	0	0	.000	0	0	0	0.0	3	0	1	3	0	0	12	12.0	
CHARLOTTE	11/13/17	18	4	5	.800	4	4	1.000	0	0	.000	0	1	1	0.5	3	0	1	2	0	0	12	12.0	
ORAL ROBERTS	11/16/17	17	4	8	.500	3	7	.429	0	0	.000	1	0	1	0.7	1	0	0	2	0	0	11	11.7	
vs Texas A&M	11/20/17	9	1	2	.500	1	2	.500	0	0	.000	0	1	1	0.8	0	0	0	0	0	0	3	9.5	
vs Pittsburgh	11/21/17	14	4	8	.500	4	7	.571	0	0	.000	0	2	2	1.0	2	0	1	1	0	1	12	10.0	
HOUSTON BAPTIST	11/26/17	15	4	8	.500	4	7	.571	4	4	1.000	0	2	2	1.2	1	0	2	1	0	1	16	11.0	
AUSTIN PEAY	11/29/17	16	3	6	.500	3	5	.600	2	2	1.000	0	0	0	1.0	1	0	1	1	0	0	11	11.0	
MISS VALLEY STATE	12/03/17	20	3	9	.333	1	7	.143	0	0	.000	0	1	1	1.0	1	0	2	1	0	1	7	10.5	
WICHITA STATE	12/09/17	9	0	3	.000	0	2	.000	0	0	.000	0	1	1	1.0	0	0	0	1	0	0	0	9.3	
vs Florida State	12/16/17	7	0	2	.000	0	2	.000	0	0	.000	0	4	4	1.3	1	0	0	2	0	0	0	8.4	
TULSA	12/19/17	10	1	5	.200	1	5	.200	0	0	.000	0	2	2	1.4	3	0	1	0	0	0	3	7.9	
UT-RIO GRANDE VALLEY	12/22/17	13	2	8	.250	1	7	.143	1	1	1.000	0	2	2	1.4	1	0	4	2	0	0	6	7.8	
WEST VIRGINIA	12/29/17	1	0	0	.000	0	0	.000	0	0	.000	0	0	0	1.3	1	0	0	2	0	0	0	7.2	
at Oklahoma	01/03/18	21	7	13	.538	5	10	.500	0	0	.000	0	5	5	1.6	2	0	0	0	0	0	19	8.0	
IOWA STATE	01/06/17	4	0	2	.000	0	2	.000	0	0	.000	0	0	0	1.5	1	0	0	1	0	0	0	7.5	
at Kansas State	01/10/18	15	1	4	.250	1	3	.333	2	2	1.000	0	1	1	1.4	2	0	0	0	0	0	5	7.3	
TEXAS	01/13/18	6	1	2	.500	1	2	.500	0	0	.000	0	1	1	1.4	2	0	0	0	0	2	3	7.1	
at Baylor	01/15/18	13	3	6	.500	2	4	.500	0	0	.000	0	0	0	1.3	1	0	1	1	0	0	8	7.1	
OKLAHOMA	01/20/18	2	0	2	.000	0	1	.000	0	0	.000	0	0	0	1.3	1	0	0	1	0	0	0	6.7	
at Texas Tech	01/23/18	9	2	3	.667	2	3	.667	2	2	1.000	0	0	0	1.2	0	0	0	0	0	0	8	6.8	
Totals		0	242	44	105	.419	37	89	.416	11	11	1.000	1	23	24	1.2	27	0	14	21	0	5	136	6.8

CAREER GAME HIGHS / SUPERLATIVES

Points	19, at Oklahoma, 2017-18
Rebounds	5, at Oklahoma, 2017-18
Field Goals	7 at Oklahoma, 2017-18
Field Goals Att.	13 at Oklahoma, 2017-18
Three-Point FG	5, at Oklahoma, 2017-18
Three-Point FG Att.	10 at Oklahoma, 2017-18
Free Throws Made	4, vs Houston Baptist, 2017-18
Free Throws Att.	4, vs Houston Baptist, 2017-18
Assists	4, vs UT-Rio Grande Valley, 2017-18
Steals	3, vs UAPB, 2016-17
Blocks	-
Minutes	22, vs UAPB, 2016-17

Miscellaneous	Career
Games with 10+ points	10
Games with 20+ points	0
Games with 5+ rebounds	1
Games with 10+ rebounds	0
Games with 3+ assists	2
Games with 2+ steals	3
Games with 2+ blocks	0
Double-Doubles	0
Games led team in points	1
Games led team in rebounds	0
Games led team in assists	0
Games led team in steals	2
Games led team in blocks	0

CAREER STATS

Year	GP	GS	Min	Avg	-----Total-----			-----3-PTS-----			-----Rebounds-----										PF	FO	Ast	TO	Blk	Stl	Pts	Avg
					FG	FGA	Pct	FG	FGA	Pct	FT	FTA	Pct	Off	Def	Tot	Avg											
2016-17	26	0	176	6.8	27	65	.415	23	53	.434	10	10	1.000	6	9	15	0.6	21	0	13	7	0	9	87	3.3			
2017-18	20	0	242	12.1	44	105	.419	37	89	.416	11	11	1.000	1	23	24	1.2	27	0	14	21	0	5	136	6.8			
TOTAL	46	0	418	9.1	71	170	.418	60	142	.423	21	21	1.000	7	32	39	0.8	48	0	27	28	0	14	223	4.8			




PLAYER SPOTLIGHT

5 TAVARIUS SHINE

Guard/Small Forward ▶ 6-6 ▶ 200 ▶ Redshirt-Junior ▶ Irving, Texas (MacArthur High School)

(Pronounced: tuh-VAR-iss)



- ▶ Big 12 ranks: 27th in scoring (11.4), 12th in free throw percentage (76.8).
- ▶ Got the go-ahead basket against Texas in the final seconds to help the Cowboys come back and win.
- ▶ Averaging 13.3 points per game in Big 12 play, which is 13th most in the league.
- ▶ Averaging a team-best 14.6 points against ranked opponents in 2017-18.
- ▶ Attacked the rim against West Virginia and racked up 17 points on 7-of-11 shooting (six layups) and four assists.
- ▶ Set a new career-high in points against top-ranked Wichita State with 20. He was also a perfect 9-9 from the free throw line.
- ▶ Started the season opener after missing most of 2016-17, and finished with 11 points and 5 rebounds.
- ▶ Missed OSU's final 27 games due to injury and was granted a redshirt due to a back injury.
- ▶ Averaged 4.5 points and 1.7 rebounds per game in the six games prior to his injury.
- ▶ Saw action in 25 games, starting four, and upped his scoring production from 3.4 points as a freshman to 6.1 points as a sophomore.
- ▶ Returned from injury against Minnesota, and was a key part in OSU's defensive resurgence thanks to his length and energy on that end of the floor.
- ▶ Key five-game stretch in February featured 10.8 points per game on 51.9 percent shooting from 3-point.
- ▶ Among the team's best free throw shooters at 75.0 percent (39-of-52).

SHINE AGAINST TODAY'S OPPONENT

Opponent	Date	GS	Min	FG	FGA	3FG	FGA	FT	FTA	Off	Def	Tot	PF	A	TO	Blk	Stl	Pts
First career meeting																		

2017-18 GAME-BY-GAME STATS

		TOTAL					3-PTS					REBOUNDS													
Opponent	Date	GS	Min	FG	FGA	Pct	3FG	FGA	Pct	FT	FTA	Pct	Off	Def	Tot	Avg	PF	FO	A	TO	Blk	Stl	Pts	Avg	
PEPPERDINE	11/10/17	*	25	3	9	.333	0	5	.000	5	6	.833	0	5	5	5.0	4	0	0	1	0	1	11	11.0	
CHARLOTTE	11/13/17	*	33	5	9	.556	2	4	.500	5	5	1.000	1	4	5	5.0	2	0	3	2	2	1	17	14.0	
ORAL ROBERTS	11/16/17	*	27	3	8	.375	2	5	.400	0	0	.000	4	3	7	5.7	1	0	5	0	1	1	8	12.0	
vs Texas A&M	11/20/17	*	27	2	11	.182	0	4	.000	4	8	.500	5	3	8	6.3	1	0	1	0	0	1	8	11.0	
vs Pittsburgh	11/21/17	*	28	2	7	.286	1	5	.200	1	2	.500	1	2	3	5.6	2	0	2	2	0	0	6	10.0	
HOUSTON BAPTIST	11/26/17	*	12	1	2	.500	0	0	.000	2	2	1.000	2	1	3	5.2	3	0	0	1	1	0	4	9.0	
AUSTIN PEAY	11/29/17	*	20	5	8	.625	2	5	.400	0	0	.000	3	0	3	4.9	1	0	2	1	0	0	12	9.4	
MISS VALLEY STATE	12/03/17	*	21	5	9	.556	3	6	.500	0	0	.000	0	1	1	4.4	2	0	3	0	0	1	13	9.9	
WICHITA STATE	12/09/17	*	32	5	10	.500	1	5	.200	9	9	1.000	0	3	3	4.2	3	0	3	1	0	2	20	11.0	
vs Florida State	12/16/17		21	5	6	.833	2	2	1.000	0	0	.000	0	0	0	3.8	4	0	0	3	0	2	12	11.1	
TULSA	12/19/17	*	24	2	7	.286	2	6	.333	0	0	.000	2	4	6	4.0	0	0	3	1	0	0	6	10.6	
UT-RIO GRANDE VALLEY	12/22/17	*	23	3	8	.375	2	6	.333	4	7	.571	1	1	2	3.8	2	0	2	2	2	3	12	10.8	
WEST VIRGINIA	12/29/17	*	32	7	11	.636	1	4	.250	2	4	.500	4	1	5	3.9	2	0	4	3	0	1	17	11.2	
at Oklahoma	01/03/18	*	18	7	11	.636	2	3	.667	0	0	.000	1	1	2	3.8	5	1	1	1	2	1	16	11.6	
IOWA STATE	01/06/17	*	33	4	11	.364	1	4	.250	6	7	.857	1	7	8	4.1	4	0	3	1	2	0	15	11.8	
at Kansas State	01/10/18	DNP																							
TEXAS	01/13/18		25	2	7	.286	0	2	.000	1	2	.500	1	3	4	4.1	0	0	2	2	1	1	5	11.4	
at Baylor	01/15/18		25	4	9	.444	2	5	.400	4	4	1.000	1	0	1	3.9	0	0	0	0	0	1	14	11.5	
OKLAHOMA	01/20/18	*	35	6	14	.429	4	9	.444	0	0	.000	1	0	1	3.7	5	1	4	0	2	3	16	11.8	
at Texas Tech	01/23/18	*	22	2	7	.286	0	2	.000	0	0	.000	0	3	3	3.7	5	1	1	1	0	2	4	11.4	
Totals			17	483	73	164	.445	27	82	.329	43	56	.768	28	42	70	3.7	46	3	39	21	14	20	216	11.4

CAREER GAME HIGHS / SUPERLATIVES

Points	20 vs Wichita State, 2017-18
Rebounds	9, vs Florida, 2016
Field Goals	7, 2x, last at Oklahoma, 2017-18
Field Goals Att.	14, vs Oklahoma, 2016
Three-Point FG	3, vs Oklahoma, 2017-18
Three-Point FG Att.	9, vs Oklahoma, 2016
Free Throws Made	9, vs Wichita State, 2017-18
Free Throws Att.	9, vs Wichita State, 2017-18
Assists	5, vs Oral Roberts, 2017-18
Steals	3, 2x last vs UT-Rio Grande Valley, 2017-18
Blocks	2, 8x, last vs Iowa State, 2017-18
Minutes	36, 2x, last vs Texas, 2016

Miscellaneous

Games with 10+ points	20
Games with 20+ points	0
Games with 5+ rebounds	14
Games with 10+ rebounds	0
Games with 3+ assists	10
Games with 2+ steals	13
Games with 2+ blocks	9
Double-Doubles	0
Games led team in points	3
Games led team in rebounds	3
Games led team in assists	2
Games led team in steals	14
Games led team in blocks	13

CAREER STATS


Year	GP	GS	Min	Avg	-----Total-----			-----3-PTS-----			FT	FTA	Pct	-----Rebounds-----			Avg	PF	FO	Ast	TO	Blk	Stl	Pts	Avg
					FG	FGA	Pct	FG	FGA	Pct				Off	Def	Tot									
2014-15	32	0	420	13.1	37	89	.416	21	66	.318	13	21	.619	16	36	52	1.6	49	0	10	24	8	16	108	3.4
2015-16	25	4	566	22.6	45	131	.344	27	87	.310	35	46	.761	16	67	83	3.3	70	2	14	27	9	19	152	6.1
2016-17	6	1	104	17.3	9	22	.409	4	15	.267	5	10	.500	6	4	10	1.7	11	0	6	2	3	7	27	4.5
2017-18	19	17	483	25.4	73	164	.445	27	82	.329	43	56	.768	28	42	70	3.7	46	3	39	21	14	20	216	11.4
TOTAL	82	22	1573	19.2	164	406	.404	79	250	.316	96	133	.722	66	149	215	2.6	176	5	69	74	34	62	503	6.1



PLAYER SPOTLIGHT

12 CAMERON MCGRUFF

Forward ▶ 6-7 ▶ 220 ▶ Sophomore ▶ Grand Prairie, Texas (South Grand Prairie High School)



- ▶ T14th in Big 12 games only with 2.0 offensive rebounds per game.
- ▶ Set a career-high in points against Baylor with 16.
- ▶ Streak of 16 straight makes from the free throw line ended at Oklahoma.
- ▶ Scored 14 points against Houston Baptist, which included an 8-of-8 performance from the free throw line.
- ▶ In 2016-17, McGruff saw action in 32 games (15.7 mpg) as a powerful reserve forward.
- ▶ Known for his physical play, McGruff attempted 74 free throws in 503 total minutes, which trailed only Jawun Evans in free throw rate.
- ▶ Was the No. 1 play on the Nov. 23 SportsCenter Top 10 for his vicious transition dunk in the win over Georgetown in the Maui Invitational third-place game.
- ▶ Averaged 3.8 points and 3.1 rebounds on 40.5 percent shooting as a freshman.
- ▶ Shot 73.0 percent (54-of-74) from the free throw line, which ranked third among all OSU forwards.
- ▶ Posted four double-digit scoring performances, including a season-high 13 points on 3-of-6 shooting in the win over UConn.
- ▶ Began his collegiate career with a 13-rebound performance in the season opener against Campbell. It tied for the fifth most ever by an OSU player off the bench and 10th most by a Cowboy freshman.

MCGRUFF AGAINST TODAY'S OPPONENT

Opponent	Date	GS	Min	FG	FGA	3FG	FGA	FT	FTA	Off	Def	Tot	PF	A	TO	Blk	Stl	Pts
ARKANSAS	1/28/2017	15		1	2	0	0	2	2	2	0	2	1	3	1	0	0	4

2017-18 GAME-BY-GAME STATS

Opponent	Date	TOTAL			3-PTS			REBOUNDS										PF	FO	A	TO	Blk	Stl	Pts	Avg
		GS	Min	FG	FGA	Pct	3FG	FGA	Pct	FT	FTA	Pct	Off	Def	Tot	Avg									
PEPPERDINE	11/10/17	22	3	5	.600	2	2	1.000	0	0	.000	0	4	4	4.0	4	0	0	1	0	0	8	8.0		
CHARLOTTE	11/13/17	26	3	6	.500	1	3	.333	4	5	.800	1	3	4	4.0	3	0	0	0	2	2	11	9.5		
ORAL ROBERTS	11/16/17	18	4	5	.800	0	1	.000	0	0	.000	3	4	7	5.0	1	0	0	1	0	0	8	9.0		
vs Texas A&M	11/20/17	24	4	8	.500	0	2	.000	0	0	.000	2	1	3	4.5	2	0	1	2	1	1	8	8.8		
vs Pittsburgh	11/21/17	21	3	8	.375	0	3	.000	0	0	.000	4	5	9	5.4	3	0	0	1	0	2	6	8.2		
HOUSTON BAPTIST	11/26/17	18	3	5	.600	0	1	.000	8	8	1.000	2	7	9	6.0	0	0	1	0	1	1	14	9.2		
AUSTIN PEAY	11/29/17	20	1	2	.500	1	1	1.000	2	3	.667	1	4	5	5.9	4	0	0	3	0	1	5	8.6		
MISS VALLEY STATE	12/03/17	* 27	4	5	.800	1	1	1.000	2	2	1.000	0	9	9	6.3	0	0	3	1	1	3	11	8.9		
WICHITA STATE	12/09/17	* 20	1	2	.500	1	2	.500	0	0	.000	0	1	1	5.7	4	0	0	2	0	0	3	8.2		
vs Florida State	12/16/17	11	1	2	.500	0	1	.000	0	0	.000	0	0	0	5.1	2	0	1	1	0	0	2	7.6		
TULSA	12/19/17	23	3	5	.600	1	1	1.000	0	0	.000	1	4	5	5.1	3	0	1	1	0	1	7	7.5		
UT-RIO GRANDE VALLEY	12/22/17	19	2	5	.400	0	0	.000	4	4	1.000	3	2	5	5.1	1	0	0	2	0	2	8	7.6		
WEST VIRGINIA	12/29/17	18	0	0	.000	0	0	.000	4	4	1.000	1	1	2	4.8	4	0	0	0	0	0	4	7.3		
at Oklahoma	01/03/18	* 34	1	7	.143	0	3	.000	4	6	.667	4	4	8	5.1	1	0	1	0	1	2	6	7.2		
IOWA STATE	01/06/17	19	2	3	.667	0	0	.000	2	2	1.000	2	0	2	4.9	3	0	3	0	0	0	6	7.1		
at Kansas State	01/10/18	13	1	1	1.000	0	0	.000	0	0	.000	1	2	3	4.8	5	1	1	2	0	0	2	6.8		
TEXAS	01/13/18	17	1	4	.250	0	0	.000	0	0	.000	2	0	2	4.6	3	0	1	0	0	0	2	6.5		
at Baylor	01/15/18	24	7	10	.700	0	0	.000	2	2	1.000	0	3	3	4.5	3	0	0	2	0	0	16	7.1		
OKLAHOMA	01/20/18	12	2	4	.500	0	0	.000	0	0	.000	3	3	6	4.6	4	0	0	0	0	0	4	6.9		
at Texas Tech	01/23/18	16	2	3	.667	0	0	.000	3	4	.750	3	2	5	4.6	5	1	1	5	0	0	7	6.9		
Totals		3	402	48	90	.533	7	21	.333	35	40	.875	33	59	92	4.6	55	2	14	24	6	15	138	6.9	

CAREER GAME HIGHS / SUPERLATIVES

Points	16, at Baylor, 2017-18
Rebounds	13, vs Campbell, 2016-17
Field Goals	7, at Baylor, 2017-18
Field Goals Att.	10, at Baylor, 2017-18
Three-Point FG	2, vs Pepperdine, 2017-18
Three-Point FG Att.	3, 3x, last at Oklahoma, 2017-18
Free Throws Made	8, 2x last vs Houston Baptist, 2017-18
Free Throws Att.	10, vs Arkansas-Pine Bluff, 2016-17
Assists	3, 3x last vs Iowa State, 2017-18
Steals	3, vs Arkansas-Pine Bluff, 2016-17
Blocks	2, vs Central Arkansas, 2016-17
Minutes	34, at Oklahoma, 2017-18

Miscellaneous	Career
Games with 10+ points	8
Games with 20+ points	0
Games with 5+ rebounds	18
Games with 10+ rebounds	1
Games with 3+ assists	3
Games with 2+ steals	7
Games with 2+ blocks	2
Double-Doubles	0
Games led team in points	1
Games led team in rebounds	5
Games led team in assists	1
Games led team in steals	6
Games led team in blocks	4

CAREER STATS

Year	GP	GS	Min	Avg	-----Total-----			-----3-PTS-----			FT	FTA	Pct	-----Rebounds-----			Avg	PF	FO	Ast	TO	Blk	Stl	Pts	Avg
					FG	FGA	Pct	FG	FGA	Pct				Off	Def	Tot									
2016-17	32	1	503	15.7	30	74	.405	6	21	.286	54	74	.730	38	60	98	3.1	69	1	20	35	8	16	120	3.8
2017-18	20	3	402	20.1	48	90	.533	7	21	.333	35	40	.875	33	59	92	4.6	55	2	14	24	6	15	138	6.9
TOTAL	52	4	905	17.4	78	164	.476	13	42	.310	89	114	.781	71	119	190	3.7	124	3	34	59	14	31	258	5.0




PLAYER SPOTLIGHT

14 LUCAS N'GUESSAN

Forward/Center ▶ 7-0 ▶ 220 ▶ Sophomore ▶ De Lier, The Netherlands (Canarias Academy)

(Pronounced: guess-ON)



- ▶ Earned 10 starts and saw action in 28 games (8.5 mpg) for the Cowboys in 2016-17.
- ▶ Shot a team-best 67.4 percent (29-of-43) from the floor, which would have led the Big 12 Conference had N'Guessan qualified (250 attempts).
- ▶ Posted 15 blocks on the year, which ranked second among all OSU players.
- ▶ Averaged 2.4 points, 1.7 rebounds and 0.5 blocks per game.
- ▶ Blocked a season-high three shots in his first collegiate game in the season opener against Campbell.
- ▶ Had a pair of double-digit scoring performances, including an 11-point outing against New Orleans.
- ▶ Also scored 10 points on 4-of-4 shooting against Rogers State.
- ▶ Posted seven boards and six points at Maryland.
- ▶ Was 11-of-12 from the floor in seven games during the month of November.
- ▶ Played three seasons at the Canarias Basketball Academy in Spain.
- ▶ Developed experience playing internationally with the Netherlands. He represented his country at the 2015 U18 FIBA Championships, where he averaged 3.9 points and 5.1 rebounds in just over 13 minutes per game.

N'GUESSAN AGAINST TONIGHT'S OPPONENT

Opponent	Date	GS	Min	FG	FGA	3FG	FGA	FT	FTA	Off	Def	Tot	PF	A	TO	Blk	Stl	Pts
ARKANSAS	1/28/2017		13	3	4	0	0	0	2	1	1	2	4	1	0	0	0	6

2017-18 GAME-BY-GAME STATS

		TOTAL					3-PTS			REBOUNDS															
Opponent	Date	GS	Min	FG	FGA	Pct	3FG	FGA	Pct	FT	FTA	Pct	Off	Def	Tot	Avg	PF	FO	A	TO	Blk	Stl	Pts	Avg	
PEPPERDINE	11/10/17	*	25	2	2	1.000	0	0	.000	2	4	.500	1	4	5	5.0	3	0	0	0	1	0	6	6.0	
CHARLOTTE	11/13/17	*	17	1	3	.333	0	0	.000	0	0	.000	0	5	5	5.0	5	1	1	1	0	1	2	4.0	
ORAL ROBERTS	11/16/17	*	18	1	2	.500	0	1	.000	1	2	.500	2	6	8	6.0	3	0	0	0	1	0	3	3.7	
vs Texas A&M	11/20/17	*	28	1	3	.333	0	1	.000	0	0	.000	2	2	4	5.5	2	0	0	0	2	3	2	3.3	
vs Pittsburgh	11/21/17	*	22	2	2	1.000	0	0	.000	0	0	.000	3	1	4	5.2	2	0	0	1	1	0	4	3.4	
HOUSTON BAPTIST	11/26/17	*	21	0	1	.000	0	0	.000	3	4	.750	1	3	4	5.0	1	0	3	1	1	0	3	3.3	
AUSTIN PEAY	11/29/17	*	19	0	0	.000	0	0	.000	0	0	.000	1	3	4	4.9	2	0	2	0	0	1	0	2.9	
MISS VALLEY STATE	12/03/17		18	1	3	.333	0	0	.000	1	2	.500	1	4	5	4.9	2	0	1	2	2	1	3	2.9	
WICHITA STATE	12/09/17		14	0	0	.000	0	0	.000	2	2	1.000	0	1	1	4.4	4	0	0	1	0	0	2	2.8	
vs Florida State	12/16/17		DNP																						
TULSA	12/19/17		DNP																						
UT-RIO GRANDE VALLEY	12/22/17		18	2	4	.500	0	0	.000	3	4	.750	0	2	2	4.2	4	0	1	3	2	0	7	3.2	
WEST VIRGINIA	12/29/17		DNP																						
at Oklahoma	01/03/18		3	0	0	.000	0	0	.000	0	0	.000	0	0	0	3.8	0	0	0	0	0	0	0	2.9	
IOWA STATE	01/06/17		5	0	0	.000	0	0	.000	0	0	.000	0	1	1	3.6	0	0	0	0	0	0	0	2.7	
at Kansas State	01/10/18		6	1	1	1.000	0	0	.000	0	0	.000	1	0	1	3.4	1	0	0	0	0	1	2	2.6	
TEXAS	01/13/18		0	0	0	.000	0	0	.000	0	0	.000	0	0	0	3.1	0	0	0	0	0	0	0	2.4	
at Baylor	01/15/18		DNP																						
OKLAHOMA	01/20/18		2	0	0	.000	0	0	.000	0	0	.000	0	0	0	2.9	0	0	0	0	0	0	0	2.3	
at Texas Tech	01/23/18		1	0	0	.000	0	0	.000	0	0	.000	0	1	1	2.8	0	0	0	0	0	0	0	2.1	
Totals			7	217	11	21	.524	0	2	.000	12	18	.667	12	33	45	2.8	29	1	8	9	10	7	34	2.1

CAREER GAME HIGHS / SUPERLATIVES

Points	11, vs New Orleans, 2016-17
Rebounds	8, vs Oral Roberts, 2017-18
Field Goals	4, 2x, last vs vs Rogers State, 2016-17
Field Goals Att.	6 at Maryland, 2016-17
Three-Point FG	0
Three-Point FG Att.	1, 2x, last vs Texas A&M, 2017-18
Free Throws Made	5, vs New Orleans, 2016-17
Free Throws Att.	6, vs New Orleans, 2016-17
Assists	3, vs Houston Baptist, 2017-18
Steals	3 vs Texas A&M, 2017-18
Blocks	3, vs Campbell, 2016-17
Minutes	28 vs Texas A&M, 2017-17

Miscellaneous	Career
Games with 10+ points	2
Games with 20+ points	0
Games with 5+ rebounds	7
Games with 10+ rebounds	0
Games with 3+ assists	1
Games with 2+ steals	1
Games with 2+ blocks	7
Double-Doubles	0
Games led team in points	0
Games led team in rebounds	1
Games led team in assists	1
Games led team in steals	1
Games led team in blocks	10

CAREER STATS


CAREER STATS																									
Year	GP	GS	Min	Avg	-----Total-----			-----3-PTS-----			-----Rebounds-----														
					FG	FGA	Pct	FG	FGA	Pct	FT	FTA	Pct	Off	Def	Tot	Avg	PF	FO	Ast	TO	Blk	Stl	Pts	Avg
2016-17	28	10	239	8.5	29	43	.674	0	0	.000	8	20	.400	22	26	48	1.7	69	2	7	21	15	6	66	2.4
2017-18	16	7	217	13.6	11	21	.524	0	2	.000	12	18	.667	12	33	45	2.8	29	1	8	9	10	7	34	2.1
TOTAL	44	17	456	10.4	40	64	.625	0	2	.000	20	38	.526	34	59	93	2.1	98	3	15	30	25	13	100	2.3



PLAYER SPOTLIGHT

21 LINDY WATERS III

Guard ▶ 6-6 ▶ 205 ▶ Sophomore ▶ Norman, Okla. (Norman North High School)



- ▶ Big 12th Ranks: 30th in minutes played (26.2).
- ▶ Took a big charge with 23 seconds to go against Texas on a shot that would have given the Longhorns a three-point lead.
- ▶ Most versatile member of the squad. Will play 1-4 based on matchups and situations.
- ▶ Started the season opener for the Cowboys and set a career-high in points with 14.
- ▶ In 2016-17, Waters proved an efficient scoring threat thanks to 44.2 percent (19-of-43) shooting from 3-point.
- ▶ Led all OSU newcomers with 5.7 points per game in 23 appearances.
- ▶ Earned 12 starts, which are the most by any OSU freshman in 2016-17.
- ▶ Big 12 Newcomer of the Week on Feb. 6 after going 5-of-5 from beyond the arc in road wins at Oklahoma and West Virginia.
- ▶ Led all players at the Maui Invitational with nine steals in the three games, including a five-steal performance in the win over Georgetown.
- ▶ Also hauled in a season-best five rebounds in the Georgetown victory.
- ▶ Posted six double-digit scoring games, including a season-high 13 points on 5-of-8 shooting against Arkansas-Pine Bluff.
- ▶ Was a perfect 3-of-3 from 3-point for 11 points at Oklahoma, including a key make from the right of the key that gave OSU the lead with 4:36 remaining.

WATERS AGAINST TODAY'S OPPONENT

Opponent	Date	GS	Min	FG	FGA	3FG	FGA	FT	FTA	Off	Def	Tot	PF	A	TO	Blk	Stl	Pts
ARKANSAS	1/28/2017		11	2	3	1	1	0	0	1	2	3	3	1	0	0	0	5

2017-18 GAME-BY-GAME STATS

Opponent	Date	GS	TOTAL			3-PTS			REBOUNDS										Pts	Avg					
			Min	FG	FGA	Pct	3FG	FGA	Pct	FT	FTA	Pct	Off	Def	Tot	Avg	PF	FO			A	TO	Blk	Stl	
PEPPERDINE	11/10/17	*	30	6	10	.600	2	5	.400	0	0	.000	0	7	7	7.0	0	0	3	1	1	1	14	14.0	
CHARLOTTE	11/13/17	*	28	0	3	.000	0	3	.000	2	2	1.000	1	4	5	6.0	2	0	5	3	0	1	2	8.0	
ORAL ROBERTS	11/16/17	*	25	3	7	.429	2	5	.400	0	0	.000	2	3	5	5.7	1	0	0	0	1	0	8	8.0	
vs Texas A&M	11/20/17	*	26	2	7	.286	2	5	.400	2	3	.667	0	4	4	5.3	2	0	1	3	0	2	8	8.0	
vs Pittsburgh	11/21/17	*	20	1	7	.143	0	2	.000	2	2	1.000	1	7	8	5.8	3	0	3	0	1	2	4	7.2	
HOUSTON BAPTIST	11/26/17	*	26	3	8	.375	0	3	.000	1	1	1.000	1	3	4	5.5	3	0	5	1	1	0	7	7.2	
AUSTIN PEAY	11/29/17	*	22	4	7	.571	2	4	.500	2	2	1.000	0	3	3	5.1	2	0	1	0	0	0	12	7.9	
MISS VALLEY STATE	12/03/17	*	17	1	2	.500	0	1	.000	0	0	.000	0	0	0	4.5	3	0	0	2	0	1	2	7.1	
WICHITA STATE	12/09/17	*	30	4	8	.500	2	4	.500	0	0	.000	1	1	2	4.2	0	0	1	2	1	3	10	7.4	
vs Florida State	12/16/17		34	4	11	.364	2	6	.333	0	0	.000	2	1	3	4.1	4	0	2	1	0	2	10	7.7	
TULSA	12/19/17	*	25	4	9	.444	1	4	.250	0	0	.000	0	0	0	3.7	4	0	3	0	1	0	9	7.8	
UT-RIO GRANDE VALLEY	12/22/17	*	24	3	8	.375	2	3	.667	0	0	.000	1	5	6	3.9	4	0	3	1	0	2	8	7.8	
WEST VIRGINIA	12/29/17	*	29	2	6	.333	2	4	.500	7	8	.875	0	5	5	4.0	4	0	2	6	0	4	13	8.2	
at Oklahoma	01/03/18		DNP																						
IOWA STATE	01/06/17		24	2	9	.222	1	5	.200	1	2	.500	0	2	2	3.9	3	0	1	1	1	0	6	8.1	
at Kansas State	01/10/18	*	35	3	9	.333	1	6	.167	4	5	.800	0	4	4	3.9	5	1	2	1	0	1	11	8.3	
TEXAS	01/13/18	*	26	5	7	.714	0	1	.000	0	0	.000	1	1	2	3.8	3	0	3	2	0	1	10	8.4	
at Baylor	01/15/18	*	25	1	4	.250	1	3	.333	0	0	.000	0	2	2	3.6	3	0	2	0	1	0	3	8.1	
OKLAHOMA	01/20/18		28	2	7	.286	0	4	.000	0	0	.000	3	2	5	3.7	2	0	2	2	1	0	4	7.8	
at Texas Tech	01/23/18		24	4	6	.667	1	3	.333	1	1	1.000	1	2	3	3.7	3	0	1	2	1	0	10	7.9	
Totals			16	498	54	135	.400	21	71	.296	22	26	.846	14	56	70	3.7	51	1	40	28	10	20	151	7.9

CAREER GAME HIGHS / SUPERLATIVES

Points	14 vs Pepperdine, 2017-18
Rebounds	8 vs Pittsburgh, 2017-18
Field Goals	6, vs Pepperdine, 2016-17
Field Goals Att.	10 vs Pepperdine, 2017-18
Three-Point FG	3, at Oklahoma, 2016-17
Three-Point FG Att.	6, 2x last vs Florida State, 2017-18
Free Throws Made	7 vs West Virginia, 2017-18
Free Throws Att.	8 vs West Virginia, 2017-18
Assists	5, 2x last vs Houston Baptist, 2017-18
Steals	5 vs Georgetown, 2016-17
Blocks	1, 5x last vs Iowa State, 2017-18
Minutes	35, at Kansas State, 2017-18

Miscellaneous	Career
Games with 10+ points	14
Games with 20+ points	0
Games with 5+ rebounds	8
Games with 10+ rebounds	0
Games with 3+ assists	7
Games with 2+ steals	10
Games with 2+ blocks	0
Double-Doubles	0
Games led team in points	1
Games led team in rebounds	0
Games led team in assists	3
Games led team in steals	6
Games led team in blocks	1

CAREER STATS

Year	GP	GS	Min	Avg	-----Total-----			-----3-PTS-----			-----Rebounds-----										Avg				
					FG	FGA	Pct	FG	FGA	Pct	FT	FTA	Pct	Off	Def	Tot	Avg	PF	FO	Ast		TO	Blk	Stl	Pts
2016-17	23	12	367	16.0	46	93	.495	19	43	.442	20	28	.714	19	23	42	1.8	38	0	19	25	1	14	131	5.7
2017-18	19	16	498	26.2	54	135	.400	21	71	.296	22	26	.846	14	56	70	3.7	51	1	40	28	10	20	151	7.9
TOTAL	42	28	865	20.6	100	228	.439	40	114	.351	42	54	.778	33	79	112	2.7	89	1	59	53	11	34	282	6.7



PLAYER SPOTLIGHT

23 MICHAEL WEATHERS

Guard ▶ 6-2 ▶ 170 ▶ Sophomore ▶ Roeland Park, Kan. (Shawnee Mission North HS)



- ▶ Will redshirt the 2017-18 season due to NCAA transfer rules.
- ▶ Named the Mid-American Conference (MAC) Freshman of the Year following a standout season for Miami.
- ▶ Led the Redhawks in scoring (16.7 ppg), assists (4.8 apg), steals (1.9 spg) and blocks (1.4 bpg), and was third on the team in rebounding (4.2 rpg).
- ▶ Weathers' 1.4 blocks per game led the MAC.
- ▶ At 16.7 points per game, Weathers tied with Kentucky's De'Aaron Fox as the nation's ninth highest scoring freshman.
- ▶ Weathers was the only freshman in the nation to average at least 16 points, 4.0 rebounds, 4.0 assists and 1.4 blocks per game.
- ▶ Posted nine 20-point performances, including a season-high of 31 points against Northern Kentucky.
- ▶ Led the RedHawks in scoring 22 times.
- ▶ Four-year letterwinner at guard for Shawnee Mission North High School in Overland Park, Kansas.
- ▶ Named First Team All-State both as junior and as senior.
- ▶ Helped lead Shawnee Mission North to Kansas 6A Championship in 2016.
- ▶ Finished as program's all-time leading scorer with 1,626 points and all-time leader in steals with 189.
- ▶ Named Sunflower League Player of the Year as senior, averaging 20.9 ppg, 4.6 rpg and 3.4 apg.

WEATHERS AGAINST TODAY'S OPPONENT

Opponent	Date	GS	Min	FG	FGA	3FG	FGA	FT	FTA	Off	Def	Tot	PF	A	TO	Blk	Stl	Pts
Weathers is sitting out the 2017-18 season due to NCAA Transfer rules																		

2017-18 GAME-BY-GAME STATS

Opponent	Date	TOTAL			3-PTS			REBOUNDS										
		GS	Min	FG FGA Pct	3FG FGA Pct	FT FTA Pct	Off	Def	Tot	Avg	PF	FO	A	TO	Blk	Stl	Pts	Avg
Sitting out due to NCAA Transfer rules																		

CAREER GAME HIGHS / SUPERLATIVES

Points	-
Rebounds	-
Field Goals	-
Field Goals Att.	-
Three-Point FG	-
Three-Point FG Att.	-
Free Throws Made	-
Free Throws Att.	-
Assists	-
Steals	-
Blocks	-
Minutes	-

Miscellaneous	Career
Games with 10+ points	-
Games with 20+ points	-
Games with 5+ rebounds	-
Games with 10+ rebounds	-
Games with 3+ assists	-
Games with 2+ steals	-
Games with 2+ blocks	-
Double-Doubles	-
Games led team in points	-
Games led team in rebounds	-
Games led team in assists	-
Games led team in steals	-
Games led team in blocks	-

CAREER STATS

Year	GP	GS	Min	Avg	-----Total-----			-----3-PTS-----			FT	FTA	Pct	-----Rebounds-----			Avg	PF	FO	Ast	TO	Blk	Stl	Pts	Avg
					FG	FGA	Pct	FG	FGA	Pct				Off	Def	Tot									



PLAYER SPOTLIGHT

30 JEFFREY CARROLL

Guard/Small Forward ▶ 6-6 ▶ 220 ▶ R-Senior ▶ Rowlett, Texas (Rowlett High School)



- ▶ Big 12 Ranks: 9th in scoring (16.2), 12th in rebounding (6.2), 14th in 3-pointers made (1.8), 9th in defensive rebounds (4.5).
- ▶ 8th career double-double (23 points, 13 rebounds) in the Bedlam win over No. 4 Oklahoma.
- ▶ 41st player in Cowboy history to reach 1,000 career points.
- ▶ Scored a career-high 29 points against Pittsburgh in leading OSU to a win in the Legends Classic.
- ▶ The Big 12's highest returning scorer, which earned him Preseason All-Big 12 honors.
- ▶ One of 20 named to the Watch List for the Julius Erving Award, which is given to the nation's top small forward.
- ▶ Last season, Carroll earned Second-Team All-Big 12 Conference honors (Associated Press & Coaches).
- ▶ First-Team All-District by the National Association of Basketball Coaches and U.S. Basketball Writers Association Second-Team All-District.
- ▶ Became just the fourth Big 12 player to ever finish in the top 10 in the league in scoring (3rd, 17.5 ppg), rebounding (8th, 6.6 rpg) and 3-point percentage (3rd, 44.4 3fg%). Carroll joins Big 12 legends Georges Niang (ISU, 2015-16), Jordan Hamilton (Texas, 2010-11) and Kevin Durant (Texas, 2006-07).
- ▶ Despite playing just 4.3 more minutes per game, Carroll increased his scoring output by 9.4 points per game from 2015-16 (8.2 ppg) to 2016-17 (17.5 ppg), which is the second largest jump in school history behind only Bryant "Big Country" Reeves (+11.4 ppg).
- ▶ One of just two power conference players to improve his scoring average by more than nine points per game from 2015-16 to 2016-17 (John Collins, Wake Forest: +11.9 ppg).

CARROLL AGAINST TODAY'S OPPONENT

Opponent	Date	GS	Min	FG	FGA	3FG	FGA	FT	FTA	Off	Def	Tot	PF	A	TO	Blk	Stl	Pts
ARKANSAS	1/28/2017	*	27	6	15	0	3	8	10	2	5	7	4	3	0	0	1	20

2017-18 GAME-BY-GAME STATS

Opponent	Date	GS	TOTAL			3-PTS			REBOUNDS																
			FG	FGA	Pct	3FG	FGA	Pct	FT	FTA	Pct	Off	Def	Tot	Avg	PF	FO	A	TO	Blk	Stl	Pts	Avg		
PEPPERDINE	11/10/17	DNP																							
CHARLOTTE	11/13/17	DNP																							
ORAL ROBERTS	11/16/17	DNP																							
vs Texas A&M	11/20/17		22	2	12	.167	0	5	.000	0	2	.000	1	2	3	3.0	0	0	0	1	0	0	4	4.0	
vs Pittsburgh	11/21/17		25	10	17	.588	2	5	.400	7	7	1.000	6	3	9	6.0	2	0	3	2	0	0	29	16.5	
HOUSTON BAPTIST	11/26/17		21	3	8	.375	1	4	.250	6	6	1.000	1	7	8	6.7	2	0	2	3	3	0	13	15.3	
AUSTIN PEAY	11/29/17		25	5	13	.385	2	8	.250	5	8	.625	1	4	5	6.3	2	0	3	2	0	1	17	15.8	
MISS VALLEY STATE	12/03/17		16	3	9	.333	1	4	.250	3	4	.750	1	6	7	6.4	1	0	1	1	0	1	10	14.6	
WICHITA STATE	12/09/17		17	1	9	.111	1	5	.200	0	0	.000	0	2	2	5.7	4	0	0	2	0	0	3	12.7	
vs Florida State	12/16/17		36	7	19	.368	4	7	.571	5	6	.833	1	6	7	5.9	2	0	3	3	0	1	23	14.1	
TULSA	12/19/17	*	29	6	13	.462	2	8	.250	0	0	.000	3	8	11	6.5	0	0	1	2	0	2	14	14.1	
UT-RIO GRANDE VALLEY	12/22/17	*	26	8	13	.615	3	7	.429	3	3	1.000	1	3	4	6.2	1	0	0	0	2	0	22	15.0	
WEST VIRGINIA	12/29/17	*	32	5	12	.417	2	5	.400	5	10	.500	2	3	5	6.1	0	0	1	1	1	4	17	15.2	
at Oklahoma	01/03/18	*	37	5	14	.357	2	9	.222	3	6	.500	2	8	10	6.5	3	0	1	5	0	1	15	15.2	
IOWA STATE	01/06/17	*	37	8	15	.533	3	6	.500	5	6	.833	2	6	8	6.6	1	0	1	2	0	2	24	15.9	
at Kansas State	01/10/18	*	36	7	12	.583	1	4	.250	5	5	1.000	2	4	6	6.5	2	0	0	1	0	0	20	16.2	
TEXAS	01/13/18	*	34	7	12	.583	2	5	.400	1	1	1.000	1	2	3	6.3	0	0	1	0	0	1	17	16.3	
at Baylor	01/15/18	*	27	2	12	.167	0	5	.000	4	6	.667	1	1	2	6.0	3	0	3	3	0	0	8	15.7	
OKLAHOMA	01/20/18	*	43	8	22	.364	2	8	.250	5	8	.625	4	9	13	6.4	0	0	1	2	0	1	23	16.2	
at Texas Tech	01/23/18	*	30	5	10	.500	2	4	.500	4	5	.800	0	3	3	6.2	3	0	0	4	0	1	16	16.2	
Totals			11	493	92	222	.414	30	99	.303	61	83	.735	29	77	106	6.2	26	0	21	34	6	15	275	16.2

CAREER GAME HIGHS / SUPERLATIVES

Points	29 vs Pittsburgh, 2017-18
Rebounds	13, vs Oklahoma, 2017-18
Field Goals	11, at Texas, 2016-17
Field Goals Att.	22, vs Oklahoma, 2017-18
Three-Point FG	5, vs Kansas, 2016-17
Three-Point FG Att.	11, vs Kansas, 2016
Free Throws Made	9, at Texas Tech, 2016-17
Free Throws Att.	12, at Texas Tech, 2016-17
Assists	4, vs TAMU-CC, 2016-17
Steals	4 vs West Virginia, 2017-18
Blocks	3, vs Houston Baptist, 2017-18
Minutes	39, at Baylor, 2016-17

Miscellaneous	Career
Games with 10+ points	59
Games with 20+ points	22
Games with 5+ rebounds	24
Games with 10+ rebounds	10
Games with 3+ assists	11
Games with 2+ steals	13
Games with 2+ blocks	3
Double-Doubles	8
Games led team in points	26
Games led team in rebounds	29
Games led team in assists	5
Games led team in steals	17
Games led team in blocks	9

CAREER STATS

Year	GP	GS	Min	Avg	-----Total-----			-----3-PTS-----			-----Rebounds-----														
					FG	FGA	Pct	FG	FGA	Pct	FT	FTA	Pct	Off	Def	Tot	Avg	PF	FO	Ast	TO	Blk	Stl	Pts	Avg
2014-15	22	9	250	11.4	32	82	.390	17	57	.298	5	7	.714	9	31	40	1.8	16	0	7	6	5	5	86	3.9
2015-16	30	20	744	24.8	87	212	.410	40	120	.333	33	47	.702	18	101	119	4.0	42	1	19	35	8	17	247	8.2
2016-17	33	21	960	29.1	198	369	.537	59	133	.444	121	150	.807	64	153	217	6.6	64	1	40	52	5	29	576	17.5
2017-18	17	11	493	29.0	92	222	.414	30	99	.303	61	83	.735	29	77	106	6.2	26	0	21	34	6	15	275	16.2
TOTAL	102	61	2447	24.0	409	885	.462	146	409	.357	220	287	.767	120	362	482	4.7	148	2	87	127	24	66	1184	11.6




PLAYER SPOTLIGHT

33 TREY REEVES

Forward ▶ 6-4 ▶ 215 ▶ Sophomore ▶ Gans, Okla. (Muldraw High School)

- ▶ Son of Oklahoma State legend Bryant "Big Country" Reeves, who helped lead the Cowboys to the 1995 NCAA Final Four.
- ▶ Named to the 2016-17 Academic All-Big 12 Rookie Team.
- ▶ Posted a 4.0 grade point average, which made him one of just 46 Big 12 rookies and one of just 10 OSU rookies to earn a perfect GPA.
- ▶ Saw action in eight games for the Cowboys (1.5 mpg).
- ▶ Grabbed a rebound in the wins over Texas Tech, Texas A&M-Corpus Christi and New Orleans.
- ▶ Finished his freshman season with a rebounding average of 0.4 rpg.
- ▶ Integral member of the Cowboy scout team, and is applauded by his teammates for his work ethic, positive attitude and hustle.
- ▶ In high school he was named the All-Area Most Valuable Player by the Southwest Times Record.
- ▶ Valedictorian of his class at Muldraw High School.
- ▶ Averaged 13 points, eight rebounds, 1.5 assists and 1.5 steals per game as a senior.
- ▶ Shot 70 percent from the floor and 49 percent from 3-point.
- ▶ Helped Muldraw reach the area round of the playoffs.
- ▶ Named the VYPE 3 Rivers Academic Athlete of the Month in February of 2016.



REEVES AGAINST TODAY'S OPPONENT

Opponent	Date	GS	Min	FG	FGA	3FG	FGA	FT	FTA	Off	Def	Tot	PF	A	TO	Blk	Stl	Pts
ARKANSAS	1/28/2017	1		0	0	0	0	0	0	0	0	0	0	0	0	0	0	0

2017-18 GAME-BY-GAME STATS

Opponent	Date	TOTAL			3-PTS			REBOUNDS										Pts	Avg				
		GS	Min	FG FGA Pct	3FG FGA Pct	FT FTA Pct	Off	Def	Tot	Avg	PF	FO	A	TO	Blk	Stl							
PEPPERDINE	11/10/17	1	0	0	.000	0	0	.000	0	0	.000	0	0	0	0.0	0	0	0	1	0	0	0	0.0
CHARLOTTE	11/13/17	2	0	1	.000	0	0	.000	0	0	.000	0	0	0	0.0	1	0	0	0	0	0	0	0.0
ORAL ROBERTS	11/16/17	6	0	0	.000	0	0	.000	0	0	.000	0	0	0	0.0	0	0	0	0	0	0	0	0.0
vs Texas A&M	11/20/17	DNP																					
vs Pittsburgh	11/21/17	DNP																					
HOUSTON BAPTIST	11/26/17	3	0	1	.000	0	0	.000	0	0	.000	0	0	0	0.0	1	0	0	1	0	0	0	0.0
AUSTIN PEAY	11/29/17	DNP																					
MISS VALLEY STATE	12/03/17	2	0	0	.000	0	0	.000	0	0	.000	0	0	0	0.0	0	0	0	0	0	0	0	0.0
WICHITA STATE	12/09/17	DNP																					
vs Florida State	12/16/17	DNP																					
TULSA	12/19/17	DNP																					
UT-RIO GRANDE VALLEY	12/22/17	4	0	2	.000	0	2	.000	0	0	.000	0	2	2	0.3	0	0	0	0	0	0	0	0.0
WEST VIRGINIA	12/29/17	DNP																					
at Oklahoma	01/03/18	DNP																					
IOWA STATE	01/06/17	DNP																					
at Kansas State	01/10/18	DNP																					
TEXAS	01/13/18	DNP																					
at Baylor	01/15/18	DNP																					
OKLAHOMA	01/20/18	DNP																					
at Texas Tech	01/23/18	DNP																					
Totals		0	18	0	4	.000	0	2	.000	0	0	.000	0	2	2	0.3	2	0	0	2	0	0	0.0

CAREER GAME HIGHS / SUPERLATIVES

Points	-
Rebounds	2, UT-Rio Grande Valley, 2017-18
Field Goals	-
Field Goals Att.	3, vs Arkansas-Pine Bluff, 2016-17
Three-Point FG	-
Three-Point FG Att.	2, vs Arkansas-Pine Bluff, 2016-17
Free Throws Made	-
Free Throws Att.	-
Assists	-
Steals	-
Blocks	-
Minutes	3, 2x, last vs Arkansas-Pine Bluff, 2016-17

Miscellaneous	Career
Games with 10+ points	0
Games with 20+ points	0
Games with 5+ rebounds	0
Games with 10+ rebounds	0
Games with 3+ assists	0
Games with 2+ steals	0
Games with 2+ blocks	0
Double-Doubles	0
Games led team in points	0
Games led team in rebounds	0
Games led team in assists	0
Games led team in steals	0
Games led team in blocks	0

CAREER STATS

CAREER STATS

Year	GP	GS	Min	Avg	-----Total-----			-----3-PTS-----			FT	FTA	Pct	-----Rebounds-----			PF	FO	Ast	TO	Blk	Stl	Pts	Avg
					FG	FGA	Pct	FG	FGA	Pct				Off	Def	Tot								
2016-17	8	0	12	1.5	0	4	.000	0	3	.000	0	0	.000	0	3	3	0.4	1	0	0	0	0	0	0.0
2017-18	5	0	14	2.8	0	4	.000	0	2	.000	0	0	.000	0	2	2	0.3	2	0	0	2	0	0	0.0
TOTAL	13	0	26	2.0	0	8	.000	0	5	.000	0	0	.000	0	5	5	0.4	3	0	0	2	0	0	0.0




PLAYER SPOTLIGHT

35 YANKUBA SIMA

Forward ▶ 6-11 ▶ 225 ▶ Junior ▶ Girona, Spain (St. John's / Elev8 Institute)

(Pronounced: yawn-COO-buh SEE-muh)



- ▶ Averaging an 11th best 1.4 blocks per game in Big 12 games.
- ▶ Had one of his better performances up to date. He recorded a career-high 10 rebounds and career-high three blocks.
- ▶ Rounding into form as an athletic, shot-blocking big man after sitting out for the last year.
- ▶ 6 points on 3-of-3 shooting against West Virginia.
- ▶ Made his Cowboy debut against No. 19 Florida State and scored 5 points.
- ▶ Played in the first 10 games of the 2016-17 season for St. John's before transferring to OSU. Sima signed with the Cowboys on Dec. 23 and sat out the remainder of the season. Averaged 6.0 points and 3.5 rebounds per game for the Red Storm in those 10 games.
- ▶ In 2015-16, he finished second in the Big East with 60 blocks, the ninth-most for a single season in St. John's history. Sima's 2.4 blocks per game ranked 22nd in the NCAA that year.
- ▶ Led St. John's with 5.7 rebounds per contest to go with a 7.3 ppg scoring average.
- ▶ Started 18 of 25 appearances, playing 23.4 minutes per game.
- ▶ Posted a team-best 48.7 field goal percentage, the 15th highest shooting mark in the Big East.
- ▶ Named Big East Freshman of the Week on Nov. 23 after near-double-doubles against UMBC and Rutgers.

SIMA AGAINST TODAY'S OPPONENT

Opponent	Date	GS	Min	FG	FGA	3FG	FGA	FT	FTA	Off	Def	Tot	PF	A	TO	Blk	Stl	Pts
First Career Meeting																		

2017-18 GAME-BY-GAME STATS

Opponent	Date	TOTAL			3-PTS			REBOUNDS										PF	FO	A	TO	Blk	Stl	Pts	Avg
		GS	Min	FG	FGA	Pct	3FG	FGA	Pct	FT	FTA	Pct	Off	Def	Tot	Avg									
PEPPERDINE	11/10/17	DNP																							
CHARLOTTE	11/13/17	DNP																							
ORAL ROBERTS	11/16/17	DNP																							
vs Texas A&M	11/20/17	DNP																							
vs Pittsburgh	11/21/17	DNP																							
HOUSTON BAPTIST	11/26/17	DNP																							
AUSTIN PEAY	11/29/17	DNP																							
MISS VALLEY STATE	12/03/17	DNP																							
WICHITA STATE	12/09/17	DNP																							
vs Florida State	12/16/17		16	2	4	.500	0	1	.000	1	2	.500	1	2	3	3.0	3	0	0	0	0	1	5	5.0	
TULSA	12/19/17		17	1	3	.333	0	0	.000	0	0	.000	1	1	2	2.5	2	0	0	1	1	0	2	3.5	
UT-RIO GRANDE VALLEY	12/22/17		10	1	1	1.000	0	0	.000	2	2	1.000	1	1	2	2.3	2	0	0	0	0	1	4	3.7	
WEST VIRGINIA	12/29/17		8	3	3	1.000	0	0	.000	0	0	.000	0	1	1	2.0	3	0	0	1	0	0	6	4.3	
at Oklahoma	01/03/18		19	2	5	.400	0	0	.000	1	3	.333	3	5	8	3.2	3	0	0	1	0	0	5	4.4	
IOWA STATE	01/06/17	*	16	1	2	.500	0	0	.000	1	2	.500	0	2	2	3.0	3	0	0	2	1	0	3	4.2	
at Kansas State	01/10/18	*	9	0	2	.000	0	0	.000	0	0	.000	3	1	4	3.1	3	0	0	1	1	0	0	3.6	
TEXAS	01/13/18	*	29	3	9	.333	0	0	.000	1	2	.500	3	4	7	3.6	3	0	1	0	0	2	7	4.0	
at Baylor	01/15/18	*	17	0	2	.000	0	0	.000	1	2	.500	3	7	10	4.3	3	0	1	5	3	0	1	3.7	
OKLAHOMA	01/20/18	*	18	3	4	.750	0	0	.000	0	0	.000	1	4	5	4.4	3	0	0	1	3	1	6	3.9	
at Texas Tech	01/23/18	*	23	2	4	.500	0	0	.000	1	5	.200	2	1	3	4.3	2	0	2	2	3	1	5	4.0	
Totals			6	182	18	39	.462	0	1	.000	8	18	.444	18	29	47	4.3	30	0	4	14	12	6	44	4.0

CAREER GAME HIGHS / SUPERLATIVES

Points	7, vs Texas, 2017-18
Rebounds	10, at Baylor, 2017-18
Field Goals	3, 3x last vs Oklahoma, 2017-18
Field Goals Att.	9, vs Texas, 2017-18
Three-Point FG	-
Three-Point FG Att.	1, vs Florida State, 2017-18
Free Throws Made	1, 3x, vs Iowa State, 2017-18
Free Throws Att.	5, at Texas Tech, 2017-18
Assists	2, at Texas Tech, 2017-18
Steals	2, vs Texas, 2017-18
Blocks	3, 3x, last at Texas Tech, 2017-18
Minutes	19, at Oklahoma, 2017-18

Miscellaneous	Career
Games with 10+ points	-
Games with 20+ points	-
Games with 5+ rebounds	4
Games with 10+ rebounds	1
Games with 3+ assists	-
Games with 2+ steals	1
Games with 2+ blocks	3
Double-Doubles	-
Games led team in points	-
Games led team in rebounds	1
Games led team in assists	-
Games led team in steals	-
Games led team in blocks	3

CAREER STATS

CAREER STATS																										
Year	GP	GS	Min	Avg	-----Total-----			-----3-PTS-----			-----Rebounds-----															
					FG	FGA	Pct	FG	FGA	Pct	FT	FTA	Pct	Off	Def	Tot	Avg	PF	FO	Ast	TO	Blk	Stl	Pts	Avg	
2017-18	11	6	182	16.5	18	39	.462	0	1	.000	8	18	.444	18	29	47	4.3	30	0	4	14	12	6	44	4.0	
TOTAL	11	6	182	16.5	18	39	.462	0	1	.000	8	18	.444	18	29	47	4.3	30	0	4	14	12	6	44	4.0	



PLAYER SPOTLIGHT

41 MITCHELL SOLOMON

Forward ▶ 6-9 ▶ 250 ▶ Senior ▶ Bixby, Okla. (Bixby High School)

- ▶ Big 12 ranks: 2nd in offensive rebounds (3.1), 9th in rebounding (6.5), 6th in field goal percentage (.589), 10th in blocked shots (1.3).
- ▶ Became the eighth member of the 500 rebounds, 100 blocks and a career shooting percentage of 50.0 or better club.
- Mike Boynton on Solomon: "He's our MVP" for his hustle, leadership and defensive prowess.
- ▶ Made the go-ahead basket against Florida State with 5.4 seconds, then took a charge in the closing seconds to seal. Also recorded his first double-double.
- ▶ Set a new career-high in points against Wichita State with 17.
- ▶ Pulled down 102 offensive boards in 2016-17, which is tied for the sixth most ever by a Cowboy. Only Ivan McFarlin, Byron Houston and Bryant Reeves ever grabbed more in a single season.
- ▶ Moved into 5th all time in OSU in history in blocks in Big 12 games with 54.
- ▶ Ranked second at OSU and 16th in the Big 12 with 5.3 rebounds per game.
- ▶ His 3.1 offensive boards per game ranked third in the Big 12.
- ▶ Blocked 39 shots during his junior season, which is tied for the 26th most ever by a Cowboy.
- ▶ Led the Cowboys and ranked 11th in the Big 12 with 1.2 blocks per game.
- ▶ Posted 11 multi-block games, including a pair of 4-block games against Iowa State and TCU.



SOLOMON AGAINST TODAY'S OPPONENT

Opponent	Date	GS	Min	FG	FGA	3FG	FGA	FT	FTA	Off	Def	Tot	PF	A	TO	Blk	Stl	Pts
ARKANSAS	1/28/2017	*	14	0	3	0	0	2	2	5	2	7	3	0	2	1	0	2
0																		

2017-18 GAME-BY-GAME STATS

Opponent	Date	GS	TOTAL			3-PTS			REBOUNDS																
			Min	FG	FGA	Pct	3FG	FGA	Pct	FT	FTA	Pct	Off	Def	Tot	Avg	PF	FO	A	TO	Blk	Stl	Pts	Avg	
PEPPERDINE	11/10/17	*	23	2	6	.333	0	3	.000	2	2	1.000	3	6	9	9.0	2	0	1	1	0	0	6	6.0	
CHARLOTTE	11/13/17	*	18	1	5	.200	0	2	.000	0	0	.000	2	2	4	6.5	4	0	0	0	0	0	2	4.0	
ORAL ROBERTS	11/16/17	*	25	5	6	.833	0	1	.000	2	2	1.000	2	5	7	6.7	0	0	3	0	3	1	12	6.7	
vs Texas A&M	11/20/17	*	21	2	6	.333	0	2	.000	1	2	.500	4	3	7	6.8	4	0	1	0	0	1	5	6.3	
vs Pittsburgh	11/21/17	*	26	1	4	.250	0	2	.000	1	2	.500	2	1	3	6.0	4	0	1	2	0	0	3	5.6	
HOUSTON BAPTIST	11/26/17	*	17	5	5	1.000	0	0	.000	0	0	.000	2	1	3	5.5	3	0	2	1	1	1	10	6.3	
AUSTIN PEAY	11/29/17	*	27	4	4	1.000	0	0	.000	0	0	.000	2	7	9	6.0	3	0	2	2	3	1	8	6.6	
MISS VALLEY STATE	12/03/17	*	18	5	5	1.000	1	1	1.000	0	0	.000	4	2	6	6.0	1	0	1	0	0	3	11	7.1	
WICHITA STATE	12/09/17	*	35	6	9	.667	1	3	.333	4	4	1.000	4	4	8	6.2	5	1	1	2	2	1	17	8.2	
vs Florida State	12/16/17		31	5	9	.556	0	2	.000	2	2	1.000	7	4	11	6.7	3	0	3	2	3	2	12	8.6	
TULSA	12/19/17	*	23	4	7	.571	0	1	.000	0	0	.000	3	2	5	6.5	2	0	0	2	2	0	8	8.5	
UT-RIO GRANDE VALLEY	12/22/17	*	14	2	2	1.000	0	0	.000	7	8	.875	4	4	8	6.7	3	0	3	2	0	0	11	8.8	
WEST VIRGINIA	12/29/17	*	24	3	4	.750	1	1	1.000	2	2	1.000	4	4	8	6.8	5	1	0	2	2	0	9	8.8	
at Oklahoma	01/03/18	*	17	4	8	.500	0	1	.000	1	1	1.000	3	0	3	6.5	5	1	4	0	0	1	9	8.8	
IOWA STATE	01/06/17	*	33	6	7	.857	0	1	.000	2	3	.667	4	5	9	6.7	5	1	4	3	2	1	14	9.1	
at Kansas State	01/10/18	*	31	2	7	.286	0	2	.000	2	2	1.000	3	7	10	6.9	4	0	2	2	2	1	6	8.9	
TEXAS	01/13/18	*	21	3	5	.600	0	0	.000	2	2	1.000	0	3	3	6.6	5	1	1	2	0	0	8	8.9	
at Baylor	01/15/18	*	29	1	1	1.000	0	0	.000	1	2	.500	3	3	6	6.6	4	0	2	0	2	0	3	8.6	
OKLAHOMA	01/20/18	*	35	1	5	.200	0	0	.000	0	0	.000	5	2	7	6.6	0	0	5	2	2	3	2	8.2	
at Texas Tech	01/23/18	*	25	1	2	.500	0	0	.000	0	0	.000	1	2	3	6.5	5	1	1	2	2	1	2	7.9	
Totals			20	493	63	107	.589	3	22	.136	29	34	.853	62	67	129	6.5	67	6	37	27	26	17	158	7.9

CAREER GAME HIGHS / SUPERLATIVES

Points	17, vs Wichita State, 2017-18
Rebounds	14, vs TAMU-CC, 2016-17
Field Goals	6, 3x, last vs Iowa State, 2017-18
Field Goals Att.	9, 3x, last vs Florida State, 2017-18
Three-Point FG	1, 7x, last vs West Virginia, 2017-18
Three-Point FG Att.	3, 3x, last vs Pepperdine, 2017-18
Free Throws Made	8, vs Rogers State, 2016
Free Throws Att.	10, vs Rogers State, 2016
Assists	5, vs Oklahoma, 2017-18
Steals	3, 3x, last vs Miss Valley State, 2017-18
Blocks	4, 2x, last at TCU, 2016-17
Minutes	33, vs Iowa State, 2017-18

Miscellaneous

Miscellaneous	Career
Games with 10+ points	10
Games with 20+ points	0
Games with 5+ rebounds	42
Games with 10+ rebounds	4
Games with 3+ assists	8
Games with 2+ steals	6
Games with 2+ blocks	33
Double-Doubles	1
Games led team in points	0
Games led team in rebounds	21
Games led team in assists	3
Games led team in steals	5
Games led team in blocks	40

CAREER STATS

Year	GP	GS	Min	Avg	-----Total-----			-----3-PTS-----			FT	FTA	Pct	-----Rebounds-----			Avg	PF	FO	Ast	TO	Blk	Stl	Pts	Avg
					FG	FGA	Pct	FG	FGA	Pct				Off	Def	Tot									
2014-15	32	2	348	10.9	14	30	.467	1	2	.500	9	17	.529	42	44	86	2.7	71	1	11	16	19	11	38	1.2
2015-16	31	26	570	18.4	40	85	.471	3	19	.158	32	46	.696	53	68	121	3.9	106	8	14	43	17	11	115	3.7
2016-17	33	22	662	20.1	61	123	.496	0	4	.000	58	75	.773	102	73	175	5.3	122	9	29	39	39	13	180	5.5
2017-18	20	20	493	24.7	63	107	.589	3	22	.136	29	34	.853	62	67	129	6.5	67	6	37	27	26	17	158	7.9
TOTAL	116	70	2073	17.9	178	345	.516	7	47	.149	128	172	.744	259	252	511	4.4	366	24	91	125	101	52	491	4.2



2017-18 STATISTICS

RECORD:	OVERALL	HOME	AWAY	NEUTRAL
ALL GAMES	13-7	11-2	0-4	2-1
CONFERENCE	3-5	3-1	0-4	0-0
NON-CONFERENCE	10-2	8-1	0-0	2-1

#	Player	gp-gs	min	avg	Total	3-Point	F-Throw	Rebounds			pf	dq	a	to	blk	stl	pts	avg
					fg-fga	fg%	3fg-fga	3fg%	ft-fa	ft%	off	def	tot	avg				
30	Carroll, Jeffrey	17-11	493	29.0	92-222	.414	30-99	.303	61-83	.735	29	77	106	6.2	26	0	21	16.2
05	Shine, Tavarus	19-17	483	25.4	73-164	.445	27-82	.329	43-56	.768	28	42	70	3.7	46	3	39	11.4
01	Smith, Kendall	20-16	501	25.1	81-208	.389	21-59	.356	32-42	.762	8	41	49	2.5	30	1	60	10.8
00	Averette, Brandon	20-4	438	21.9	64-140	.457	9-28	.321	34-45	.756	3	36	39	2.0	37	1	65	8.6
21	Waters, Lindy	19-16	498	26.2	54-135	.400	21-71	.296	22-26	.846	14	56	70	3.7	51	1	40	7.9
41	Solomon, Mitchell	20-20	493	24.7	63-107	.589	3-22	.136	29-34	.853	62	67	129	6.5	67	6	37	7.9
12	McGriff, Cameron	20-3	402	20.1	48-90	.533	7-21	.333	35-40	.875	33	59	92	4.6	55	2	14	6.9
04	Dziagwa, Thomas	20-0	242	12.1	44-105	.419	37-89	.416	11-11	1.000	1	23	24	1.2	27	0	14	6.8
02	Dawson, Zack	5-0	50	10.0	7-17	.412	2-7	.286	6-9	.667	0	4	4	0.8	6	0	8	4.4
24	Dillard, Davon	4-0	33	8.3	6-10	.600	1-2	.500	4-4	1.000	3	2	5	1.3	3	0	0	4.3
35	Sima, Yankuba	11-6	182	16.5	18-39	.462	0-1	.000	8-18	.444	18	29	47	4.3	30	0	4	4.0
14	N'Guessan, Lucas	16-7	217	13.6	11-21	.524	0-2	.000	12-18	.667	12	33	45	2.8	29	1	8	2.1
33	Reeves, Trey	6-0	18	3.0	0-4	.000	0-2	.000	0-0	.000	0	2	2	0.3	2	0	0	0.0
Team											36	36	72				8	
Total.....		20	4050		561-1262	.445	158-485	.326	297-386	.769	247	507	754	37.7	409	15	310	78.8
Opponents.....		20	4050		490-1172	.418	143-408	.350	328-454	.722	237	496	733	36.7	374	-	259	72.6

TEAM STATISTICS	OSU	OPP	Date	Opponent	Score	Att.
SCORING	1577	1451	11/10/17	PEPPERDINE	w 78-47	5386
Points per game	78.8	72.6	11/13/17	CHARLOTTE	w 83-65	4387
Scoring margin	+6.3	-	11/16/17	ORAL ROBERTS	w 91-48	4268
FIELD GOALS-ATT	561-1262	490-1172	11/20/17	vs Texas A&M	L 55-72	5904
Field goal pct	.445	.418	11/21/17	vs Pittsburgh	w 73-67	5081
3 POINT FG-ATT	158-485	143-408	11/26/17	HOUSTON BAPTIST	w 101-74	4325
3-point FG pct	.326	.350	11/29/17	AUSTIN PEAY	w 79-63	4697
3-pt FG made per game	7.9	7.2	12/03/17	MISS VALLEY STATE	w 83-62	4564
FREE THROWS-ATT	297-386	328-454	12/09/17	WICHITA STATE	L 66-78	9655
Free throw pct	.769	.722	12/16/17	vs Florida State	w 71-70	9152
F-Throws made per game	14.9	16.4	12/19/17	TULSA	w 71-59	5412
REBOUNDS	754	733	12/22/17	UT-RIO GRANDE VALLEY	w 102-83	5287
Rebounds per game	37.7	36.7	* 12/29/17	WEST VIRGINIA	L 79-85	8257
Rebounding margin	+1.1	-	* 01/03/18	at Oklahoma	L 89-109	11390
ASSISTS	310	259	* 01/06/18	IOWA STATE	Wot 96-87	5568
Assists per game	15.5	13.0	* 01/10/18	at Kansas State	L 82-86	7470
TURNOVERS	267	309	* 01/13/18	TEXAS	w 65-64	6707
Turnovers per game	13.4	15.5	* 01/15/18	at Baylor	L 60-76	6078
Turnover margin	+2.1	-	* 01/20/18	OKLAHOMA	Wot 83-81	13611
Assist/turnover ratio	1.2	0.8	* 01/23/18	at Texas Tech	L 70-75	12585
STEALS	141	131	* - Conference game			
Steals per game	7.1	6.6				
BLOCKS	85	52				
Blocks per game	4.3	2.6				
ATTENDANCE	82124	57660				
Home games-Avg/Game	13-6317	4-9381				
Neutral site-Avg/Game	-	3-6712				

Score by Periods	1st	2nd	OT	Totals
Oklahoma State	750	800	27	1577
Opponents	623	812	16	1451



2017-18 BIG 12 CONFERENCE ONLY

RECORD:	OVERALL	HOME	AWAY	NEUTRAL
ALL GAMES	3-5	3-1	0-4	0-0
CONFERENCE	3-5	3-1	0-4	0-0
NON-CONFERENCE	0-0	0-0	0-0	0-0

#	Player	gp-gs	min	avg	Total		3-Point		F-Throw		Rebounds				pf	dq	a	to	blk	stl	pts	avg
					fg-fga	fg%	3fg-fga	3fg%	ft-fa	ft%	off	def	tot	avg								
30	Carroll, Jeffrey	8-8	276	34.5	47-109	.431	14-46	.304	32-47	.681	14	36	50	6.3	12	0	8	18	1	10	140	17.5
05	Shine, Tavarus	7-5	190	27.1	32-70	.457	10-29	.345	13-17	.765	9	15	24	3.4	21	3	15	8	7	9	87	12.4
01	Smith, Kendall	8-4	199	24.9	32-86	.372	7-17	.412	11-15	.733	2	16	18	2.3	11	0	12	11	0	8	82	10.3
00	Averette, Brandon	8-4	199	24.9	29-58	.500	1-7	.143	21-28	.750	1	14	15	1.9	22	1	23	14	0	5	80	10.0
21	Waters, Lindy	7-4	191	27.3	19-48	.396	6-26	.231	13-16	.813	5	18	23	3.3	23	1	13	14	4	6	57	8.1
41	Solomon, Mitchell	8-8	215	26.9	21-39	.538	1-5	.200	10-12	.833	23	26	49	6.1	33	5	19	13	12	7	53	6.6
12	McGriff, Cameron	8-1	153	19.1	16-32	.500	0-3	.000	15-18	.833	16	15	31	3.9	28	2	7	9	1	2	47	5.9
04	Dziagwa, Thomas	8-0	71	8.9	14-32	.438	11-25	.440	4-4	1.000	0	7	7	0.9	10	0	1	5	0	2	43	5.4
35	Sima, Yankuba	8-6	139	17.4	14-31	.452	0-0	.000	5-14	.357	15	25	40	5.0	23	0	4	13	11	4	33	4.1
14	N'Guessan, Lucas	6-0	17	2.8	1-1	1.000	0-0	.000	0-0	.000	1	2	3	0.5	1	0	0	0	0	1	2	0.3
Team											15	18	33					4				
Total.....		8	1650		225-506	.445	50-158	.316	124-171	.725	101	192	293	36.6	184	12	102	109	36	54	624	78.0
Opponents.....		8	1650		216-493	.438	73-181	.403	158-213	.742	108	205	313	39.1	160	-	122	105	27	58	663	82.9

TEAM STATISTICS	OSU	OPP
SCORING	624	663
Points per game	78.0	82.9
Scoring margin	-4.9	-
FIELD GOALS-ATT	225-506	216-493
Field goal pct	.445	.438
3 POINT FG-ATT	50-158	73-181
3-point FG pct	.316	.403
3-pt FG made per game	6.3	9.1
FREE THROWS-ATT	124-171	158-213
Free throw pct	.725	.742
F-Throws made per game	15.5	19.8
REBOUNDS	293	313
Rebounds per game	36.6	39.1
Rebounding margin	-2.5	-
ASSISTS	102	122
Assists per game	12.8	15.3
TURNOVERS	109	105
Turnovers per game	13.6	13.1
Turnover margin	-0.5	-
Assist/turnover ratio	0.9	1.2
STEALS	54	58
Steals per game	6.8	7.3
BLOCKS	36	27
Blocks per game	4.5	3.4
ATTENDANCE	34143	37523
Home games-Avg/Game	4-8536	4-9381
Neutral site-Avg/Game	-	0-0

Date	Opponent	Score	Att.
* 12/29/17	WEST VIRGINIA	L 79-85	8257
* 01/03/18	at Oklahoma	L 89-109	11390
* 01/06/18	IOWA STATE	Wot 96-87	5568
* 01/10/18	at Kansas State	L 82-86	7470
* 01/13/18	TEXAS	w 65-64	6707
* 01/15/18	at Baylor	L 60-76	6078
* 01/20/18	OKLAHOMA	Wot 83-81	13611
* 01/23/18	at Texas Tech	L 70-75	12585

* - Conference game

Score by Periods	1st	2nd	OT	Totals
Oklahoma State	285	312	27	624
Opponents	269	378	16	663



2017-18 STATISTICS

COMPARISON GAME-BY-GAME

Opponent	1st	2nd	Score	Mar	Total FG	FG Pct	3-Pointers	3FG Pct	Free Throws	FT Pct	Rebounds	Assist	T/Over	Block	Steal	Fouls
PEPPERDINE	34/21	44/26	78-47	+31	28-59/13-46	.475/.283	10-29/3-16	.345/.188	12-15/18-29	.800/.621	40/34 +6	18/6	10/17	3/1	6/6	22/16
CHARLOTTE	47/26	36/39	83-65	+18	29-62/18-52	.468/.346	9-24/4-13	.375/.308	16-18/25-32	.889/.781	37/33 +4	18/9	14/14	4/1	5/5	26/15
ORAL ROBERTS	44/27	47/21	91-48	+43	35-70/20-60	.500/.333	13-33/3-18	.394/.167	8-11/5-8	.727/.625	47/33 +14	23/9	7/12	6/2	5/2	10/14
Texas A&M	22/39	33/33	55-72	(17)	20-67/28-57	.299/.491	3-24/9-24	.125/.375	12-22/7-9	.545/.778	38/45 (7)	7/16	10/19	3/5	9/5	13/19
Pittsburgh	36/32	37/35	73-67	+6	25-66/27-53	.379/.509	7-28/4-20	.250/.200	16-19/9-15	.842/.600	44/28 +16	16/17	13/14	2/1	6/6	19/22
HOUSTON BAPTIST	52/30	49/44	101-74	+27	30-62/26-66	.484/.394	10-22/7-21	.455/.333	31-33/15-24	.939/.625	43/35 +8	26/11	17/15	8/3	5/8	23/23
AUSTIN PEAY	47/26	32/37	79-63	+16	28-57/22-56	.491/.393	11-27/4-10	.407/.400	12-17/15-21	.706/.714	34/33 +1	16/10	17/20	3/2	5/6	18/21
MISS VALLEY STATE	45/27	38/35	83-62	+21	31-59/26-62	.525/.419	11-29/6-18	.379/.333	10-14/4-10	.714/.400	35/34 +1	20/10	11/21	4/1	13/6	12/17
WICHITA STATE	23/26	43/52	66-78	(12)	21-52/20-45	.404/.444	6-21/12-26	.286/.462	18-21/26-32	.857/.813	26/36 (10)	11/11	15/19	3/0	6/5	28/21
Florida State	34/38	37/32	71-70	+1	27-70/24-58	.386/.414	9-28/6-15	.321/.400	8-10/16-24	.800/.667	37/41 (4)	17/12	17/22	3/7	10/10	20/15
TULSA	28/28	43/31	71-59	+12	30-66/20-53	.455/.377	10-34/8-28	.294/.286	1-11/11-14	1000/.786	39/32 +7	14/8	9/12	4/0	5/2	15/6
UT-RIO GRANDE VALLEY	53/34	49/49	102-83	+19	32-66/30-71	.485/.423	9-28/4-18	.321/.222	29-34/19-23	.853/.826	41/36 +5	22/18	18/19	6/2	12/12	19/25
WEST VIRGINIA	46/39	33/46	79-85	(6)	24-47/25-57	.511/.439	6-17/8-22	.353/.364	25-36/27-32	.694/.844	32/35 (3)	9/15	21/18	3/2	11/11	21/27
Oklahoma	42/50	47/59	89-109	(20)	35-80/35-64	.438/.547	9-28/15-27	.321/.556	10-19/24-34	.526/.706	40/43 (3)	12/24	11/12	3/2	7/5	24/23
IOWA STATE	32/34	47/45	96-87	+9	33-71/28-69	.465/.406	6-20/6-18	.300/.333	24-31/25-30	.774/.833	44/42 +2	19/16	13/15	6/5	5/6	23/25
Kansas State	34/33	48/53	82-86	(4)	28-62/26-52	.452/.500	5-18/6-16	.278/.375	21-22/28-37	.955/.757	37/28 +9	12/14	11/8	3/3	5/8	29/20
TEXAS	25/32	40/32	65-64	+1	26-58/23-53	.448/.434	3-10/8-21	.300/.381	10-13/10-17	.769/.588	28/41 (13)	11/9	7/15	1/2	8/5	17/15
Baylor	27/26	33/50	60-76	(16)	21-52/29-64	.404/.453	5-18/10-23	.278/.435	13-17/8-13	.765/.615	31/36 (5)	10/20	14/8	6/2	2/4	22/17
OKLAHOMA	42/30	31/43	83-81	+2	33-82/28-82	.402/.341	9-30/10-35	.300/.286	8-14/15-17	.571/.882	50/57 (7)	19/11	12/14	8/8	10/10	19/14
Texas Tech	37/25	33/50	70-75	(5)	25-54/22-52	.463/.423	7-17/10-19	.412/.526	13-19/21-33	.684/.636	31/31 -	10/13	20/15	6/3	6/9	29/19

Note: Game totals are displayed in the format TEAM/OPPONENT for each category

STARTING LINEUPS

Opponent	Starter	Starter	Starter	Starter	Starter
Pepperdine	Smith, K	Shine, T	Waters, L	Solomon, M	N'Guessan, L
Charlotte	Smith, K	Shine, T	Waters, L	Solomon, M	N'Guessan, L
Oral Roberts	Smith, K	Shine, T	Waters, L	Solomon, M	N'Guessan, L
Texas A&M	Smith, K	Shine, T	Waters, L	Solomon, M	N'Guessan, L
Pittsburgh	Smith, K	Shine, T	Waters, L	Solomon, M	N'Guessan, L
Houston Baptist	Smith, K	Shine, T	Waters, L	Solomon, M	N'Guessan, L
Austin Peay	Smith, K	Shine, T	Waters, L	Solomon, M	N'Guessan, L
Miss Valley State	Smith, K	Shine, T	Waters, L	McGriff, C	Solomon, M
Wichita State	Smith, K	Shine, T	Waters, L	McGriff, C	Solomon, M
Florida State	Smith, K	Shine, T	Waters, L	Carroll, J	Solomon, M
Tulsa	Smith, K	Shine, T	Waters, L	Carroll, J	Solomon, M
UTRGV	Smith, K	Shine, T	Waters, L	Carroll, J	Solomon, M
West Virginia	Smith, K	Shine, T	Waters, L	Carroll, J	Solomon, M
Oklahoma	Smith, K	Shine, T	Carroll, J	McGriff, C	Solomon, M
Iowa State	Smith, K	Shine, T	Carroll, J	Solomon, M	Sima, Y
Kansas State	Smith, K	Waters, L	Carroll, J	Solomon, M	Sima, Y
Texas	Averette, B	Waters, L	Carroll, J	Solomon, M	Sima, Y
Baylor	Averette, B	Waters, L	Carroll, J	Solomon, M	Sima, Y
Oklahoma	Averette, B	Shine, T	Carroll, J	Solomon, M	Sima, Y
Texas Tech	Averette, B	Shine, T	Carroll, J	Solomon, M	Sima, Y

SPECIALTY STATS

Opponent	OKLAHOMA STATE					OPPONENTS				
	Paint	Off/TO	2nd	Brk	Bench	Paint	Off/TO	2nd	Brk	Bench
Pepperdine	22	20	9	4	31	14	5	7	2	12
Charlotte	26	18	14	12	41	28	14	8	11	20
Oral Roberts	32	14	11	21	51	32	3	7	5	11
Texas A&M	24	15	14	8	25	28	12	6	13	20
Pittsburgh	30	14	17	13	49	44	16	6	10	20
Houston Baptist	32	20	11	24	61	36	12	10	9	29
Austin Peay	30	18	16	18	43	26	7	11	10	6
Miss Valley State	34	27	11	19	32	28	10	12	8	51
Wichita State	22	19	10	6	10	14	18	13	2	20
Florida State	28	21	17	14	7	34	16	15	10	18
Tulsa	30	17	8	9	18	20	5	10	5	14
UTRGV	38	27	13	25	31	36	18	14	17	30
West Virginia	32	16	11	19	16	28	25	19	5	28
Oklahoma	34	12	17	15	37	36	15	7	8	28
Iowa State	46	19	15	16	20	28	16	12	17	15
Kansas State	40	7	12	12	31	34	12	7	8	6
Texas	24	19	6	11	12	22	4	13	4	26
Baylor	20	15	10	2	40	30	20	7	0	20
Oklahoma	38	18	22	15	28	32	13	15	16	7
Texas Tech	24	16	16	2	36	22	23	13	4	18
Totals	606	352	260	265	619	572	264	212	164	399
Averages	30.3	17.6	13.0	13.3	31.0	28.6	13.2	10.6	8.2	20.0



2017-18 TEAM SUPERLATIVES

Oklahoma State - TEAM GAME HIGHS

POINTS	102	UT-RIO GRANDE VALLEY (12/22/17)
	101	HOUSTON BAPTIST (11/26/17)
	96	IOWA STATE (01/06/18)
	91	ORAL ROBERTS (11/16/17)
	89	at Oklahoma (01/03/18)
FIELD GOALS MADE	35	at Oklahoma (01/03/18)
	35	ORAL ROBERTS (11/16/17)
FIELD GOAL ATTEMPTS	82	OKLAHOMA (01/20/18)
	80	at Oklahoma (01/03/18)
FIELD GOAL PERCENTAGE	.525 (31-59)	MISS VALLEY STATE (12/03/17)
	.511 (24-47)	WEST VIRGINIA (12/29/17)
3 PT FIELD GOALS MADE	13	ORAL ROBERTS (11/16/17)
	11	MISS VALLEY STATE (12/03/17)
	11	AUSTIN PEAY (11/29/17)
3 PT FG ATTEMPTS	34	TULSA (12/19/17)
	33	ORAL ROBERTS (11/16/17)
3 PT FG PERCENTAGE	.455 (10-22)	HOUSTON BAPTIST (11/26/17)
	.412 (7-17)	at Texas Tech (01/23/18)
FREE THROWS MADE	31	HOUSTON BAPTIST (11/26/17)
	29	UT-RIO GRANDE VALLEY (12/22/17)
FREE THROW ATTEMPTS	36	WEST VIRGINIA (12/29/17)
	34	UT-RIO GRANDE VALLEY (12/22/17)
FREE THROW PERCENTAGE	1.000 (1-1)	TULSA (12/19/17)
	.955 (21-22)	at Kansas State (01/10/18)
REBOUNDS	50	OKLAHOMA (01/20/18)
	47	ORAL ROBERTS (11/16/17)
ASSISTS	26	HOUSTON BAPTIST (11/26/17)
	23	ORAL ROBERTS (11/16/17)
STEALS	13	MISS VALLEY STATE (12/03/17)
	12	UT-RIO GRANDE VALLEY (12/22/17)
BLOCKED SHOTS	8	OKLAHOMA (01/20/18)
	8	HOUSTON BAPTIST (11/26/17)
TURNOVERS	21	WEST VIRGINIA (12/29/17)
	20	at Texas Tech (01/23/18)
FOULS	29	at Texas Tech (01/23/18)
	29	at Kansas State (01/10/18)



2017-18 TEAM SUPERLATIVES

Opponent - GAME HIGHS

POINTS	109	at Oklahoma (01/03/18)
	87	IOWA STATE (01/06/18)
	86	at Kansas State (01/10/18)
	85	WEST VIRGINIA (12/29/17)
	83	UT-RIO GRANDE VALLEY (12/22/17)
FIELD GOALS MADE	35	at Oklahoma (01/03/18)
	30	UT-RIO GRANDE VALLEY (12/22/17)
FIELD GOAL ATTEMPTS	82	OKLAHOMA (01/20/18)
	71	UT-RIO GRANDE VALLEY (12/22/17)
FIELD GOAL PERCENTAGE	.547 (35-64)	at Oklahoma (01/03/18)
	.509 (27-53)	vs Pittsburgh (11/21/17)
3 PT FIELD GOALS MADE	15	at Oklahoma (01/03/18)
	12	WICHITA STATE (12/09/17)
3 PT FG ATTEMPTS	35	OKLAHOMA (01/20/18)
	28	TULSA (12/19/17)
3 PT FG PERCENTAGE	.556 (15-27)	at Oklahoma (01/03/18)
	.526 (10-19)	at Texas Tech (01/23/18)
FREE THROWS MADE	28	at Kansas State (01/10/18)
	27	WEST VIRGINIA (12/29/17)
FREE THROW ATTEMPTS	37	at Kansas State (01/10/18)
	34	at Oklahoma (01/03/18)
FREE THROW PERCENTAGE	.882 (15-17)	OKLAHOMA (01/20/18)
	.844 (27-32)	WEST VIRGINIA (12/29/17)
REBOUNDS	57	OKLAHOMA (01/20/18)
	45	vs Texas A&M (11/20/17)
ASSISTS	24	at Oklahoma (01/03/18)
	20	at Baylor (01/15/18)
STEALS	12	UT-RIO GRANDE VALLEY (12/22/17)
	11	WEST VIRGINIA (12/29/17)
BLOCKED SHOTS	8	OKLAHOMA (01/20/18)
	7	vs Florida State (12/16/17)
TURNOVERS	22	vs Florida State (12/16/17)
	21	MISS VALLEY STATE (12/03/17)
FOULS	27	WEST VIRGINIA (12/29/17)
	25	IOWA STATE (01/06/18)
	25	UT-RIO GRANDE VALLEY (12/22/17)



2017-18 TEAM SUPERLATIVES

Oklahoma State - GAME LOWS

POINTS	55	vs Texas A&M (11/20/17)
	60	at Baylor (01/15/18)
	65	TEXAS (01/13/18)
	66	WICHITA STATE (12/09/17)
	70	at Texas Tech (01/23/18)
FIELD GOALS MADE	20	vs Texas A&M (11/20/17)
	21	WICHITA STATE (12/09/17)
	21	at Baylor (01/15/18)
FIELD GOAL ATTEMPTS	47	WEST VIRGINIA (12/29/17)
	52	WICHITA STATE (12/09/17)
	52	at Baylor (01/15/18)
FIELD GOAL PERCENTAGE	.299 (20-67)	vs Texas A&M (11/20/17)
	.379 (25-66)	vs Pittsburgh (11/21/17)
3 PT FIELD GOALS MADE	3	vs Texas A&M (11/20/17)
	3	TEXAS (01/13/18)
3 PT FG ATTEMPTS	10	TEXAS (01/13/18)
	17	WEST VIRGINIA (12/29/17)
	17	at Texas Tech (01/23/18)
3 PT FG PERCENTAGE	.125 (3-24)	vs Texas A&M (11/20/17)
	.250 (7-28)	vs Pittsburgh (11/21/17)
FREE THROWS MADE	1	TULSA (12/19/17)
	8	ORAL ROBERTS (11/16/17)
	8	vs Florida State (12/16/17)
	8	OKLAHOMA (01/20/18)
FREE THROW ATTEMPTS	1	TULSA (12/19/17)
	10	vs Florida State (12/16/17)
FREE THROW PERCENTAGE	.526 (10-19)	at Oklahoma (01/03/18)
	.545 (12-22)	vs Texas A&M (11/20/17)
REBOUNDS	26	WICHITA STATE (12/09/17)
	28	TEXAS (01/13/18)
ASSISTS	7	vs Texas A&M (11/20/17)
	9	WEST VIRGINIA (12/29/17)
STEALS	2	at Baylor (01/15/18)
	5	CHARLOTTE (11/13/17)
	5	ORAL ROBERTS (11/16/17)
	5	HOUSTON BAPTIST (11/26/17)
	5	AUSTIN PEAY (11/29/17)
	5	TULSA (12/19/17)
	5	IOWA STATE (01/06/18)
	5	at Kansas State (01/10/18)
BLOCKED SHOTS	1	TEXAS (01/13/18)
	2	vs Pittsburgh (11/21/17)
TURNOVERS	7	ORAL ROBERTS (11/16/17)
	7	TEXAS (01/13/18)
FOULS	10	ORAL ROBERTS (11/16/17)
	12	MISS VALLEY STATE (12/03/17)



2017-18 TEAM SUPERLATIVES

Opponent - GAME LOWS

POINTS	47	PEPPERDINE (11/10/17)
	48	ORAL ROBERTS (11/16/17)
	59	TULSA (12/19/17)
	62	MISS VALLEY STATE (12/03/17)
	63	AUSTIN PEAY (11/29/17)
FIELD GOALS MADE	13	PEPPERDINE (11/10/17)
	18	CHARLOTTE (11/13/17)
FIELD GOAL ATTEMPTS	45	WICHITA STATE (12/09/17)
	46	PEPPERDINE (11/10/17)
FIELD GOAL PERCENTAGE	.283 (13-46)	PEPPERDINE (11/10/17)
	.333 (20-60)	ORAL ROBERTS (11/16/17)
3 PT FIELD GOALS MADE	3	PEPPERDINE (11/10/17)
	3	ORAL ROBERTS (11/16/17)
3 PT FG ATTEMPTS	10	AUSTIN PEAY (11/29/17)
	13	CHARLOTTE (11/13/17)
3 PT FG PERCENTAGE	.167 (3-18)	ORAL ROBERTS (11/16/17)
	.188 (3-16)	PEPPERDINE (11/10/17)
FREE THROWS MADE	4	MISS VALLEY STATE (12/03/17)
	5	ORAL ROBERTS (11/16/17)
FREE THROW ATTEMPTS	8	ORAL ROBERTS (11/16/17)
	9	vs Texas A&M (11/20/17)
FREE THROW PERCENTAGE	.400 (4-10)	MISS VALLEY STATE (12/03/17)
	.588 (10-17)	TEXAS (01/13/18)
REBOUNDS	28	vs Pittsburgh (11/21/17)
	28	at Kansas State (01/10/18)
ASSISTS	6	PEPPERDINE (11/10/17)
	8	TULSA (12/19/17)
STEALS	2	ORAL ROBERTS (11/16/17)
	2	TULSA (12/19/17)
BLOCKED SHOTS	0	WICHITA STATE (12/09/17)
	0	TULSA (12/19/17)
TURNOVERS	8	at Kansas State (01/10/18)
	8	at Baylor (01/15/18)
FOULS	6	TULSA (12/19/17)
	14	ORAL ROBERTS (11/16/17)
	14	OKLAHOMA (01/20/18)



2017-18 INDIVIDUAL SUPERLATIVES

Oklahoma State - INDIVIDUAL GAME HIGHS

Points	29		Carroll, Jeffrey vs Pittsburgh (11/21/17)
	24		Carroll, Jeffrey vs Iowa State (01/06/18)
	23		Carroll, Jeffrey vs Oklahoma (01/20/18)
	23		Carroll, Jeffrey vs Florida State (12/16/17)
	22		Averette, Brandon at Kansas State (01/10/18)
	22		Carroll, Jeffrey vs UT-Rio Grande Valley (12/22/17)
Field Goals Made	10		Carroll, Jeffrey vs Pittsburgh (11/21/17)
	8		Carroll, Jeffrey vs Oklahoma (01/20/18)
	8		Averette, Brandon at Kansas State (01/10/18)
	8		Carroll, Jeffrey vs Iowa State (01/06/18)
	8		Carroll, Jeffrey vs UT-Rio Grande Valley (12/22/17)
	8		Averette, Brandon vs Oral Roberts (11/16/17)
	8		Smith, Kendall vs Charlotte (11/13/17)
Field Goal Att.	22		Carroll, Jeffrey vs Oklahoma (01/20/18)
	19		Carroll, Jeffrey vs Florida State (12/16/17)
FG Pct (min 5 made)	1.000	(5-5)	Solomon, Mitchell vs Miss Valley State (12/03/17)
	1.000	(5-5)	Solomon, Mitchell vs Houston Baptist (11/26/17)
3-Point FG Made	5		Dziagwa, Thomas at Oklahoma (01/03/18)
	4		Shine, Tavarius vs Oklahoma (01/20/18)
	4		Carroll, Jeffrey vs Florida State (12/16/17)
	4		Dziagwa, Thomas vs Houston Baptist (11/26/17)
	4		Dziagwa, Thomas vs Pittsburgh (11/21/17)
	4		Averette, Brandon vs Oral Roberts (11/16/17)
	4		Dziagwa, Thomas vs Charlotte (11/13/17)
	4		Dziagwa, Thomas vs Pepperdine (11/10/17)
3-Point FG Att.	10		Dziagwa, Thomas at Oklahoma (01/03/18)
	9		Shine, Tavarius vs Oklahoma (01/20/18)
	9		Carroll, Jeffrey at Oklahoma (01/03/18)
	9		Dziagwa, Thomas vs Pepperdine (11/10/17)
3-Pt FG Pct (min 3 made)	1.000	(4-4)	Dziagwa, Thomas vs Charlotte (11/13/17)
	1.000	(3-3)	Smith, Kendall vs Houston Baptist (11/26/17)
Free Throws Made	9		Shine, Tavarius vs Wichita State (12/09/17)
	8		McGriff, Cameron vs Houston Baptist (11/26/17)
Free Throw Att.	10		Carroll, Jeffrey vs West Virginia (12/29/17)
	9		Shine, Tavarius vs Wichita State (12/09/17)
FT Pct (min 6 made)	1.000	(9-9)	Shine, Tavarius vs Wichita State (12/09/17)
	1.000	(8-8)	McGriff, Cameron vs Houston Baptist (11/26/17)
	1.000	(7-7)	Carroll, Jeffrey vs Pittsburgh (11/21/17)
	1.000	(6-6)	Averette, Brandon at Kansas State (01/10/18)
	1.000	(6-6)	Carroll, Jeffrey vs Houston Baptist (11/26/17)
Rebounds	13		Carroll, Jeffrey vs Oklahoma (01/20/18)
	11		Carroll, Jeffrey vs Tulsa (12/19/17)
	11		Solomon, Mitchell vs Florida State (12/16/17)
Assists	9		Averette, Brandon vs Oral Roberts (11/16/17)
	8		Smith, Kendall vs Pepperdine (11/10/17)
Steals	4		Waters, Lindy vs West Virginia (12/29/17)
	4		Carroll, Jeffrey vs West Virginia (12/29/17)
Blocked Shots	3		Sima, Yankuba at Texas Tech (01/23/18)
	3		Sima, Yankuba vs Oklahoma (01/20/18)
	3		Sima, Yankuba at Baylor (01/15/18)
	3		Solomon, Mitchell vs Florida State (12/16/17)
	3		Solomon, Mitchell vs Austin Peay (11/29/17)
	3		Carroll, Jeffrey vs Houston Baptist (11/26/17)



2017-18 INDIVIDUAL SUPERLATIVES

OPPONENT INDIVIDUAL GAME HIGHS

Points	48	Young, Trae vs Oklahoma (01/20/18)
	38	BROWN, Barry at Kansas State (01/10/18)
	30	Lecomte, Manu at Baylor (01/15/18)
	30	Jackson, Donovan vs Iowa State (01/06/18)
	30	SHAMET, Landry vs Wichita State (12/09/17)
Field Goals Made	14	Young, Trae vs Oklahoma (01/20/18)
	12	BROWN, Barry at Kansas State (01/10/18)
Field Goal Att.	39	Young, Trae vs Oklahoma (01/20/18)
	17	Lecomte, Manu at Baylor (01/15/18)
	17	BROWN, Barry at Kansas State (01/10/18)
	17	Young, Trae at Oklahoma (01/03/18)
FG Pct (min 5 made)	.889 (8-9)	STEVENSON, Shamiel vs Pittsburgh (11/21/17)
	.818 (9-11)	Manek, Brady at Oklahoma (01/03/18)
3-Point FG Made	8	Young, Trae vs Oklahoma (01/20/18)
	7	Lecomte, Manu at Baylor (01/15/18)
3-Point FG Att.	20	Young, Trae vs Oklahoma (01/20/18)
	12	Lecomte, Manu at Baylor (01/15/18)
3-Pt FG Pct (min 3 made)	.800 (4-5)	Eric Davis Jr. vs Texas (01/13/18)
	.750 (6-8)	Jackson, Donovan vs Iowa State (01/06/18)
	.750 (6-8)	Manek, Brady at Oklahoma (01/03/18)
	.750 (3-4)	Evans, Keenan at Texas Tech (01/23/18)
	.750 (3-4)	BROWN, Barry at Kansas State (01/10/18)
	.750 (3-4)	James, Christian at Oklahoma (01/03/18)
Free Throws Made	14	SHAMET, Landry vs Wichita State (12/09/17)
	12	Young, Trae vs Oklahoma (01/20/18)
	12	Young, Trae at Oklahoma (01/03/18)
Free Throw Att.	16	BROWN, Barry at Kansas State (01/10/18)
	16	SHAMET, Landry vs Wichita State (12/09/17)
FT Pct (min 6 made)	1.000 (12-12)	Young, Trae vs Oklahoma (01/20/18)
	1.000 (7-7)	ROSS, Colbey vs Pepperdine (11/10/17)
	1.000 (6-6)	WADE, Dean at Kansas State (01/10/18)
	1.000 (6-6)	Carter, Jevon vs West Virginia (12/29/17)
Rebounds	14	Mann, Terance vs Florida State (12/16/17)
	12	SNEED, Xavier at Kansas State (01/10/18)
	12	EJEH, Emmanuel vs Miss Valley State (12/03/17)
Assists	11	Weiler-Babb, Nick vs Iowa State (01/06/18)
	10	Young, Trae at Oklahoma (01/03/18)
	10	Stallworth, Lew vs UT-Rio Grande Valley (12/22/17)
	10	CARR, Marcus vs Pittsburgh (11/21/17)
Steals	6	BROWN, Barry at Kansas State (01/10/18)
	5	Carter, Jevon vs West Virginia (12/29/17)
Blocked Shots	4	Lattin, Khadeem vs Oklahoma (01/20/18)
	4	Lard, Cameron vs Iowa State (01/06/18)
Turnovers	8	Carter, Jevon vs West Virginia (12/29/17)
	7	Young, Trae vs Oklahoma (01/20/18)
	7	Weiler-Babb, Nick vs Iowa State (01/06/18)



THE LAST TIME ...

TEAM

OSU Scored 100 Points	102 vs UT-Rio Grande Valley (Dec. 22, 2017)
Opponent Scored 100 Points	109 by Oklahoma (Jan. 3, 2018)
OSU Scored 90 Points	96 vs Iowa State (Jan. 6, 2018)
Opponent Scored 90 Points	92 by Michigan (March 17, 2017)
OSU Scored Fewer than 60 Points	55 vs Texas A&M (Nov. 20, 2017)
Opponent Scored Fewer than 60 Points	59 by Tulsa (Dec. 19, 2017)
OSU Scored Fewer than 50 Points	49 at Oklahoma (Feb. 24, 2016)
Opponent Scored Fewer than 50 Points	48 by Oral Roberts (Nov. 16, 2017)
OSU Won by 30 Points.....	43 vs Oral Roberts (Nov. 16, 2017)
Opponent Won by 30 Points.....	32 by North Carolina (Nov. 22, 2016)
OSU shot 65% from the floor.....	67.9 vs Florida Atlantic (Nov. 10, 2006)
Opponent shot 65% from the floor.....	66.0 by Arizona (March 24, 2005)
OSU shot 60% from the floor.....	62.5 at West Virginia (Feb. 4, 2017)
Opponent shot 60% from the floor.....	60.0 by Baylor (Jan. 22, 2011)
OSU shot less than 25% from the floor	24.6 at South Carolina (Dec. 6, 2014)
Opponent shot less than 25% from the floor	23.3 by NW Oklahoma State (Nov. 18, 2014)
OSU shot less than 35% from the floor	29.9 vs Texas A&M (Nov. 20, 2017)
Opponent shot less than 35% from the floor	34.1 by Oklahoma (Jan. 20, 2018)
OSU shot 50% from beyond the arc.....	50.0 at Iowa State (Feb. 28, 2017)
Opponent shot 50% from beyond the arc.....	52.6 by Texas Tech (Jan. 23, 2018)
OSU shot less than 20% from beyond the arc	12.5 vs Texas A&M (Nov. 20, 2017)
Opponent shot less than 20% from beyond the arc	16.7 vs Oral Roberts (Nov. 16, 2017)
OSU made 10 three-pointers.....	10 vs Tulsa (Dec. 19, 2017)
Opponent made 10 three-pointers.....	10 by Texas Tech (Jan. 23, 2018)
OSU shot 100% from the FT line (min. 10)	22-of-22 vs Texas Tech (Feb. 25, 2017)
Opponent shot 100% from the FT line (min. 10)	15-of-15 by Texas A&M (Dec. 30, 1988)
OSU shot less than 50% from the FT line	44.4 vs Maryland (Dec. 21, 2014)
Opponent shot less than 50% from the FT line	40.0 by Miss Valley State (Dec. 03, 2017)
OSU had 50 Rebounds	50 vs Oklahoma (Jan. 20, 2018)
Opponent had 50 Rebounds	57 by Oklahoma (Jan. 20, 2018)
OSU had 20 Offensive Rebounds	20 vs Oklahoma (Jan. 20, 2018)
Opponent had 20 Offensive Rebounds	25 by Oklahoma (Jan. 20, 2018)

OSU had 20 Assists.....	22 vs UT-Rio Grande Valley (Dec. 22, 2017)
Opponent had 20 Assists.....	20 by Baylor (Jan. 15, 2018)
OSU had 10 Steals.....	10 vs Oklahoma (Jan. 20, 2018)
Opponent had 10 Steals.....	10 by Oklahoma (Jan. 20, 2018)
OSU had 10 Blocked Shots.....	11 vs George Mason (Nov. 20, 2015)
Opponent had 10 Blocked Shots.....	12 by Texas (Jan. 10, 2015)
OSU had two 30-point scorers	vs Southwestern State (Jan. 2, 2007)
Opponent had two 30-point scorers	never
OSU had three 30-point scorers.....	vs Oral Roberts (March 4, 1993)
OSU had two 20-point scorers	vs Oklahoma (Jan. 20, 2018)
Opponent had two 20-point scorers	by Oklahoma (Jan. 3, 2018)
OSU had three 20-point scorers.....	vs Oklahoma (Feb. 18, 2017)
Opponent had three 20-point scorers.....	by Kansas (Jan. 14, 2017)
OSU had four 20-point scorers.....	vs Northwestern State (Jan. 3, 2009)
Teams combined for four 20-point scorers	vs Oklahoma (Feb. 18, 2017)
Teams combined for five 20-point scorers.....	at Nebraska (March 5, 2007)
Teams combined for six 20-point scorers	vs Providence (Nov. 25, 1993)
OSU had five double-figure scorers	vs Miss Valley State (Dec. 03, 2017)
Opponent had five double-figure scorers	vs Iowa State (March 9, 2017)
OSU had six double-figure scorers.....	vs New Orleans (Nov. 16, 2016)
Opponent had six double-figure scorers.....	West Virginia (Dec. 29, 2017)
OSU had seven double-figure scorers	vs Rogers State (Nov. 30, 2016)
Opponent had seven double-figure scorers	Never
Teams combined for 10 double-figure scorers	10 vs Kansas State (Jan. 18, 2017)
OSU had all 5 starters score in double figures	vs Kansas State (Jan. 18, 2017)
Opp had all 5 starters score in double figures	Iowa State (Jan. 11, 2017)
OSU had no players score in double figures.....	at Iowa State (Feb. 29, 2016)
Opp had no players score in double figures	Utah Valley (Nov. 12, 2013)
OSU had only one player score in double figures	vs Texas A&M (Nov. 20, 2017)
Opp. had only one player score in double figures	Oklahoma (Jan. 20, 2018)
OSU had two double-figure rebounders.....	vs NW Oklahoma State (Nov. 18, 2014)
OSU had three double-figure rebounders	vs NW Oklahoma State (Nov. 18, 2014)
Opp had two double-figure rebounders	Oklahoma (Jan. 20, 2018)
OSU had two double-doubles.....	vs NW Oklahoma State (Nov. 18, 2014)
OSU had three double-doubles	vs Seattle (Nov. 14, 2009)
Opponent had two double-doubles.....	Iowa State (March 9, 2017)



THE LAST TIME ...

OSU scored 50 points in first half	53 vs UT-Rio Grande Valley (Dec. 22, 2017)
OSU scored 50 points in second half	51 vs Michigan (March 17, 2017)
Opponent scored 50 points in first half	50 by Oklahoma (Jan. 3, 2018)
Opponent scored 50 points in second half	50 by Texas Tech (Jan. 23, 2018)
OSU scored less than 20 points in first half	17 at Texas Tech (Feb. 28, 2012)
OSU scored less than 20 points in second half	19 at Texas A&M (Jan. 12, 2011)
Opponent scored less than 20 points in first half	19 by TCU (Feb. 8, 2016)
Opponent scored less than 20 points in second half	18 by Kansas State (Jan. 3, 2015)
OSU had three players foul out	at Texas Tech (Jan. 23, 2018)
Opponent had three players foul out	West Virginia (Jan. 25, 2014)
OSU failed to make a three-point attempt	vs Iowa State (Jan. 8, 2001)
Opponent failed to make a three-point attempt	TCU (Feb. 14, 2015)
OSU defeated a ranked opponent	83-81 vs 4/6 Oklahoma (Jan. 20, 2018)
OSU lost to a ranked opponent	75-70 at 14/14 Texas Tech (Jan. 23, 2018)
OSU won an overtime game	83-81 vs Oklahoma (Jan. 20, 2018)
OSU lost an overtime game	63-61 at Texas Tech (Feb. 3, 2016)
OSU won a double-overtime game	68-58 vs SMU (Dec. 28, 2011)
OSU lost a double-overtime game	67-68 vs Kansas (Feb. 20, 2013)
OSU won a triple-overtime game	105-103 vs Texas (Jan. 16, 2007)
OSU lost a triple-overtime game	97-98 vs Iowa State (Feb. 3, 2014)
OSU won a quadruple-overtime game	96-91 at Colorado (Feb. 5, 1983)
OSU lost a quadruple-overtime game	never

INDIVIDUAL

A Cowboy had a Triple-Double (P/R/A)	19/14/10, Maurice Baker vs UTSA (Jan. 3, 2001)
An Opponent had a Triple-Double (P/R/A)	19/10/11, Anthony Bowie, Oklahoma (Feb. 27, 1985)
A Cowboy had a Double-Double (PTS/REB)	15/10, Jeffrey Carroll at Oklahoma (Jan. 3, 2018)
An Opponent had a Double-Double (PTS/REB)	11/10, Mohamed Bamba, Texas (Jan. 13, 2018)
A Cowboy had a Double-Double (PTS/AST)	23/12, Jawun Evans vs Michigan (March 17, 2017)
An Opponent had a Double-Double (PTS/AST)	27/10, Trae Young, Oklahoma (Jan. 3, 2018)
A Cowboy had a 20/20 Performance (PTS/REB)	37/20, Mario Boggan vs Texas (Jan. 16, 2007)
An Opponent had a 20/20 Performance (PTS/REB)	20/23, Reginald King, Alabama (Dec. 17, 1976)
A Cowboy had a 20/10 Performance (PTS/REB)	20/11, Jeffrey Carroll vs. Central Arkansas (Nov. 14, 2016)
An Opponent had a 20/10 Performance (PTS/REB)	20/14, Terrance Mann, Florida State (Dec. 16, 2017)
A Cowboy scored 30 points	30, Jawun Evans vs North Carolina (Nov. 22, 2016)
An Opponent Scored 30 Points	48, Trae Young, Oklahoma (Jan. 20, 2018)
A Cowboy Scored 20 Points	23 by Jeffrey Carroll vs Oklahoma (Jan. 20, 2018)
.....	20 by Kendall Smith vs Oklahoma (Jan. 20, 2018)
An Opponent Scored 20 points	27, Trae Young, Oklahoma (Jan. 3, 2018)
A Cowboy had 20 Rebounds	20, Mario Boggan vs Texas (Jan. 16, 2007)
An Opponent had 20 Rebounds	20, Jeff Withey, Kansas (Feb. 11, 2012)
A Cowboy had 15 Rebounds	18, Marshall Moses at La Salle (Dec. 4, 2010)
An Opponent had 15 Rebounds	15, Devin Williams, West Virginia (Jan. 5, 2016)
A Cowboy had 10 Offensive Rebounds	10, Mario Boggan vs Texas (Jan. 16, 2007)
An Opponent had 10 Offensive Rebounds	12, Rico Gathers, Baylor (Jan. 5, 2016)
A Cowboy had 10 assists	12, Jawun Evans vs Michigan (March 17, 2017)
An Opponent had 10 Assists	10, Trae Young, Oklahoma (Jan. 3, 2018)
A Cowboy had five Steals	5, Jawun Evans at Maryland (Dec. 3, 2016)
An Opponent had five Steals	5, Jevon Carter, West Virginia (Dec. 29, 2017)
A Cowboy had five Blocked Shots	5, Chris Olivier vs George Mason (Nov. 20, 2015)
Opponent had five Blocked Shots	6, Khadeem Lattin, Oklahoma (Jan. 30, 2017)
A Cowboy won a game in the final 3 seconds	Phil Forte hit two free throws with two seconds left in overtime to defeat No. 25 Texas, 65-63, in Austin on Feb. 4, 2015
An Opponent won a game in the final 3 seconds	Scott Christopherson hit a 25-foot three pointer at the buzzer as Iowa State won 71-68 on Jan. 18, 2012



BOX SCORES

Nov. 10, 2017 ► Gallagher-Iba Arena (Stillwater, Okla.) ► Att. 5,386	
PEPPERDINE	47
OKLAHOMA STATE	78

VISITORS: Pepperdine (0-1)

#	Player	fg	fga	3-pt	fga	ft	fta	de	tot	pf	tp	a	to	blk	s	min		
20	EDWARDS, Kameron	f	2	6	0	1	3	6	1	3	4	2	7	0	3	0	1	24
41	ATEWE, Matthew	f	1	2	0	0	2	4	1	3	4	1	4	0	1	0	0	21
00	UDENYI, Amadi	g	1	4	0	1	0	0	1	1	2	2	2	1	0	1	23	
04	ROSS, Colby	f	1	6	0	1	7	0	5	5	2	9	3	0	1	1	23	
11	BERHOW, Trae	g	4	10	1	6	4	6	2	6	8	3	13	0	3	0	33	
01	LEE, Elijah	g	0	0	0	0	1	2	0	0	0	0	1	0	2	0	10	
05	SMITH, Jade'	f	1	6	0	3	0	2	1	2	3	2	2	1	2	0	3	21
12	DUNN, Darnell	g	0	4	0	0	1	2	0	2	2	2	1	0	2	1	0	12
21	HELLUMS, Knox	g	2	5	2	4	0	0	0	0	1	1	0	6	0	0	0	8
22	MEADS, Harrison	g	0	0	0	0	0	0	0	0	0	0	0	0	0	0	0	3
31	TAYLOR, Nolan	f	1	3	0	0	0	1	1	1	2	2	2	0	0	0	0	19
34	HEMPY, Kevin	g	0	0	0	0	0	0	0	0	0	0	0	0	0	0	0	3
	TEAM																	
	Totals.....		13	46	3	16	18	29	7	27	34	16	47	6	17	1	6	200

TOTAL FG%	1st Half: 7-23 30.4%	2nd Half: 6-23 26.1%	Game: 28.3%	DEADBALL
3-Pt. FG%	1st Half: 3-9 33.3%	2nd Half: 0-7 0.0%	Game: 18.8%	REBOUNDS
F Throw %	1st Half: 4-7 57.1%	2nd Half: 14-22 63.6%	Game: 62.1%	3

HOME TEAM: Oklahoma State (1-0)

2016-17 1st Half Statistics (4-7)																		
##	Player	tot-fg	3-pt	rebounds			ft	fta	de	tot	pf	tp	a	to	blk	s	min	
		fg	fga	fg	fga	ft	fta	de	tot	pf	tp	a	to	blk	s			
41	Solomon, Mitchell	f	2	6	0	3	2	2	3	6	9	2	6	1	1	0	0	23
14	N'Guessan, Lucas	c	2	2	0	0	2	4	1	4	5	3	6	0	0	1	0	25
01	Smith, Kendall	g	3	11	1	3	3	3	1	3	4	2	10	8	3	0	3	32
05	Shine, Tavarus	g	3	9	0	5	5	6	0	5	5	4	11	0	0	1	0	25
21	Waters, Lindy	g	5	7	1	2	0	0	0	4	4	11	5	0	2	1	30	
00	Averette, Brandon	g	6	10	2	5	0	0	0	7	7	0	14	3	1	1	1	30
04	Dziagwa, Thomas	g	4	9	4	9	0	0	0	4	4	3	12	1	3	0	23	
12	McGriff, Cameron	g	3	5	2	2	0	0	0	4	4	8	0	1	0	0	22	
33	Reeves, Trey	g	0	0	0	0	0	0	0	0	0	0	0	0	0	1	0	1
	TEAM																	
	Totals.....		28	59	10	29	12	15	6	34	40	22	78	18	10	3	6	200

TOTAL FG%	1st Half: 11-29 37.9%	2nd Half: 17-30 56.7%	Game: 47.5%	DEADBALL
3-Pt. FG%	1st Half: 3-13 23.1%	2nd Half: 7-16 43.8%	Game: 34.5%	REBOUNDS
F Throw %	1st Half: 9-11 81.8%	2nd Half: 3-4 75.0%	Game: 80.0%	1

Officials: Joe DeRosa, Rodrick Dixon, Tommy Short
Technical fouls: Pepperdine-None. Oklahoma State-None.

Score by Periods	1st	2nd	Total
Pepperdine	21	26	47
Oklahoma State	34	44	78

Nov. 20, 2017 ► Barclays Center (Brooklyn, N.Y.) ► Att.	
16/19 TEXAS A&M	72
OKLAHOMA STATE	55

VISITORS: Texas A&M (3-0)

#	Player	tot-fg		3-pt		rebounds										ft		de		tot		pf		a		to		blk		s		min	
		f	fga	fg	fga	ft	fta	fg	fga	ft	fta	de	tot	pf	tp	a	to	blk	s	min													
01	HOGG, D.J.	f	6	11	4	7	2	2	3	4	7	1	18	3	1	1	1	1	1	34													
10	TROCHA-MORELOS,Tonny	f	5	11	2	5	0	1	2	3	2	12	0	1	1	1	1	1	1	30													
34	DAVIS, Tyler	c	2	4	0	0	0	0	8	4	4	0	2	1	0	1	0	1	0	18													
03	GLIDER, Admon	g	3	7	2	5	2	2	0	3	2	10	2	4	0	1	36																
11	WILSON, Duane	g	3	5	0	1	2	2	0	2	2	3	8	5	4	0	25																
00	CHANDLER, Jay Jay	g	0	1	0	0	0	0	1	1	1	0	0	0	0	5																	
02	STARKS, T.J.	g	4	9	1	4	0	1	5	6	2	9	4	4	0	23																	
12	COLLINS, Chris	g	0	0	0	0	0	0	0	0	1	0	0	0	0	4																	
15	JASEY, Isaiah	g	0	0	0	0	0	0	0	0	0	0	0	0	0	1																	
44	WILLIAMS, Robert	g	5	9	0	2	1	3	2	9	11	3	11	2	3	24																	
TEAM																																	
Totals.....			28	57	9	24	7	9	36	45	19	72	16	19	5	200																	

TOTAL FG%	1st Half: 15-28 53.6%	2nd Half: 13-29 44.8%	Game: 49.1%	DEADBALL
3-Pt. FG%	1st Half: 4-11 36.4%	2nd Half: 5-13 38.5%	Game: 37.5%	REBOUNDS
F Throw %	1st Half: 5-7 71.4%	2nd Half: 2-2 100%	Game: 77.8%	1

HOME TEAM: Oklahoma State (3-1)

#	Player	tot-fg	3-pt	rebounds										ft	fta	de	tot	pf	tp	a	to	blk	s	min
		fg	fga	fg	fga	ft	fta	de	tot	pf	tp	a	to	blk	s	min								
41	Solomon, Mitchell	f	2	6	0	2	1	2	4	3	7	4	5	1	0	0	21							
14	N'Guessan, Lucas	c	1	3	0	1	0	2	2	4	2	2	0	0	2	3	28							
01	Smith, Kendall	g	2	9	0	1	3	4	0	2	2	2	7	2	2	0	1	24						
05	Shine, Tavarus	g	2	11	0	4	4	8	5	3	8	1	8	1	0	1	27							
21	Waters, Lindy	g	2	7	2	5	2	3	0	4	4	2	8	1	3	0	26							
00	Averette, Brandon	g	4	9	0	2	3	1	3	4	0	10	1	2	0	0	19							
04	Dziagwa, Thomas	g	1	2	1	2	0	1	1	1	0	3	0	0	0	0	9							
12	McGriff, Cameron	g	4	8	0	2	0	1	3	2	8	1	2	1	1	24								
30	Carroll, Jeffrey	g	2	12	0	5	0	2	1	2	3	0	4	0	1	0	22							
	TEAM																							
	Totals.....		20	67	3	24	12	22	17	21	38	13	55	7	10	3	200							

TOTAL FG%	1st Half: 9-35 25.7%	2nd Half: 11-32 34.4%	Game: 29.9%	DEADBALL
3-Pt. FG%	1st Half: 1-13 7.7%	2nd Half: 5-11 45.5%	Game: 12.5%	REBOUNDS
F Throw %	1st Half: 3-7 42.9%	2nd Half: 9-15 60.0%	Game: 54.5%	4

Officials: Wally Rutecki, Kelly Pfeifer, Tony Chiazza
Technical fouls: Texas A&M-None. Oklahoma State-None.

Score by Periods	1st	2nd	Total
Texas A&M	39	33	72
Oklahoma State	22	33	55

Nov. 13, 2017 ► Gallagher-Iba Arena (Stillwater, Okla.) ► Att. 4,387	
CHARLOTTE	65
OKLAHOMA STATE	83

VISITORS: Charlotte (1-1)

#	Player	fg	fga	3-pt	3-pt	fga	ft	fta	rebounds	de	tot	pf	tp	a	to	blk	s	min
00	HASLEB, Jailan	c	1	5	0	0	2	4	1	2	3	1	4	0	0	0	0	20
02	WHITE, Andrien	g	6	12	1	4	5	7	2	3	5	1	18	0	1	0	2	30
03	DAVIS, Jon	g	2	11	0	1	11	12	0	7	7	2	15	4	6	1	0	34
05	AJUKWA, Austin	g	1	5	0	1	2	2	0	0	3	4	0	1	0	1	0	22
21	PRICE, Hudson	g	2	4	0	2	0	2	1	3	4	3	1	3	0	1	0	24
01	GARVIN, Najee	g	0	3	0	0	4	4	0	4	0	4	2	2	0	0	0	20
12	MC GILL, Jaylan	f	1	2	1	2	0	0	0	0	1	3	0	0	0	0	0	11
15	SUPICA, Milos	g	2	5	0	0	1	1	1	0	1	3	5	2	0	0	0	12
24	MURPHY, Ryan	g	2	3	2	2	0	0	0	1	1	0	6	0	0	1	0	10
30	THOMAS, Bryant	f	1	1	0	0	0	0	0	1	1	2	0	2	0	0	0	6
35	VASIC, Luka	g	0	1	0	1	0	0	0	1	1	1	0	0	0	0	0	11
	TEAM																	
	Totals.....		18	52	4	13	25	32	8	25	33	15	65	9	14	1	5	200

TOTAL FG%	1st Half: 6-23 26.1%	2nd Half: 12-29 41.4%	Game: 34.6%	DEADBALL
3-Pt. FG%	1st Half: 0-5 0.0%	2nd Half: 4-8 50.0%	Game: 30.8%	REBOUNDS
F Throw %	1st Half: 14-19 73.7%	2nd Half: 11-13 84.6%	Game: 78.1%	4,1

HOME TEAM: Oklahoma State (2-0)

#	Player	tot-fg	3-pt	rebounds	ft	fta	de	tot	pf	tp	a	to	blk	s	min		
		fg	fga	fga	ft	fta	de	tot	pf	tp	a	to	blk	s	min		
41	Solomon, Mitchell	f	1	5	0	2	0	2	2	4	2	0	0	0	18		
14	N'Guessan, Lucas	c	1	3	0	0	0	5	5	5	2	1	1	0	17		
01	Smith, Kendall	g	8	13	1	4	2	2	0	6	6	2	19	3	23		
05	Shine, Tavarus	g	5	9	2	4	5	5	4	5	2	17	3	2	33		
21	Waters, Lindy	g	0	3	0	3	2	2	1	4	5	2	2	5	1	28	
00	Averette, Brandon	g	4	12	1	4	3	2	0	3	1	12	4	1	0	23	
02	Dawson, Zack	g	3	5	0	0	0	1	1	3	6	1	2	0	0	12	
04	Dziagwa, Thomas	g	4	5	4	4	0	0	1	3	12	2	0	0	0	18	
12	McGriff, Cameron	g	3	6	1	3	4	5	1	3	4	11	0	2	2	26	
33	Reeves, Trey	g	0	1	0	0	0	0	1	0	1	0	0	0	0	2	
Total			29	62	9	24	16	18	8	29	37	26	83	18	4	5	200



BOX SCORES

Nov. 29, 2017 ► Gallagher-Iba Arena (Stillwater, Okla.) ► Att. 4,697									
AUSTIN PEAY									63
OKLAHOMA STATE									79

VISITORS: Austin Peay (3-4)

#	Player	fg	fga	3-pt	ft	fta	of	de	tot	pf	tp	a	to	blk	s	min		
03	PORTER-BUNTON, Chris	2	7	0	0	5	8	1	2	3	3	9	1	4	0	26		
24	UGBA, Averyl	f	2	6	0	0	5	6	3	6	9	2	9	1	3	0	1	37
01	IVORY, Tre	g	2	6	0	1	2	0	5	5	3	5	6	2	0	2	28	
04	GUMM, Dayton	g	7	14	3	6	2	3	0	0	3	19	0	2	0	1	30	
21	TAYLOR, Terry	g	6	13	1	2	2	8	3	11	4	15	1	4	1	0	35	
00	McCarthy, Acodyan	g	0	0	0	0	0	0	1	1	1	0	0	0	0	0	2	
15	CUCAK, Ivan	0	0	0	0	0	0	0	0	0	0	0	0	0	0	0	2	
22	HENDERSON, Richard	0	0	0	0	0	0	0	0	0	2	0	1	0	0	2		
23	HARRIS, Steve	3	9	0	1	0	0	0	3	3	0	6	1	3	1	0	27	
25	GLOTTA, Zach	0	1	0	0	0	0	0	0	0	3	0	0	1	0	0	11	
TEAM		1																
Totals.....		22	56	4	10	15	21	21	23	31	23	63	10	20	2	6	200	

TOTAL FG%	1st Half: 11-26 42.3%	2nd Half: 11-30 36.7%	Game: 39.3%	DEADBALL
3-PT FG%	1st Half: 2-3 66.7%	2nd Half: 2-7 28.6%	Game: 40.0%	REBOUNDS
F Throw %	1st Half: 2-4 50.0%	2nd Half: 8-11 72.7%	Game: 71.4%	4

HOME TEAM: Oklahoma State (6-1)

#	Player	tot-fg	fg	fga	3-pt	ft	fta	of	de	tot	pf	tp	a	to	blk	s	min
41	Solomon, Mitchell	f	4	4	0	0	0	2	7	9	3	8	2	2	3	1	27
14	N'Guessan, Lucas	c	0	0	0	0	0	1	3	4	2	0	2	0	0	1	19
01	Smith, Kendall	g	1	6	1	3	1	2	0	1	1	4	2	5	0	0	25
05	Shine, Tavarus	g	5	8	2	5	0	0	3	0	3	1	12	2	1	0	20
21	Waters, Lindy	g	4	7	2	4	2	2	0	3	3	2	12	1	0	0	22
00	Averette, Brandon	2	6	0	1	0	0	0	0	0	2	4	3	2	0	1	16
02	Dawson, Zack	0	1	0	0	0	0	0	0	0	0	0	0	0	0	0	3
04	Dziagwa, Thomas	3	6	3	5	2	2	0	0	0	1	11	1	0	0	0	16
12	McGriff, Cameron	1	2	1	1	2	3	1	4	5	4	5	0	3	0	1	20
24	Dillard, Davon	3	4	0	0	0	2	0	2	0	6	0	1	0	0	0	7
30	Carroll, Jeffrey	5	13	2	8	5	8	1	4	5	2	17	3	2	0	1	25
TEAM		2															
Totals.....		28	57	11	27	12	17	20	24	34	18	79	16	17	3	5	200

TOTAL FG%	1st Half: 17-33 51.5%	2nd Half: 11-24 45.8%	Game: 49.1%	DEADBALL
3-PT FG%	1st Half: 9-21 42.9%	2nd Half: 2-6 33.3%	Game: 40.7%	REBOUNDS
F Throw %	1st Half: 4-6 66.7%	2nd Half: 8-11 72.7%	Game: 70.6%	3

Officials: Gary Maxwell, Les Jones, Craig Murley
 Technical fouls: Austin Peay-None. Oklahoma State-None.

Score by Periods	1st	2nd	Total
Austin Peay	26	37	63
Oklahoma State	47	32	79

Dec. 16, 2017 ► BB&T Center (Sunrise, Fla.) ► Att. TBA									
OKLAHOMA STATE									71
19/19 FLORIDA STATE									70

VISITORS: Oklahoma State (8-2)

# Player																	
	fg	fga	3-pt	ft	fta	of	de	tot	pf	tp	a	to	blk	s	min		
05 Shine, Tavarus	f	5	6	2	2	0	0	0	4	12	0	3	0	2	21		
30 Carroll, Jeffrey	f	7	19	4	7	5	6	1	6	7	2	23	3	3	0	1	36
41 Solomon, Mitchell	f	5	9	0	2	2	7	4	11	3	12	3	2	3	2	31	
01 Smith, Kendall	g	3	14	1	5	0	1	4	5	1	7	6	3	0	2	30	
21 Waters, Lindy	g	4	11	2	6	0	2	1	3	4	10	2	1	0	2	34	
00 Averette, Brandon	0	3	0	2	0	0	0	0	0	0	2	1	0	0	0	14	
04 Dziagwa, Thomas	0	2	0	2	0	0	0	4	4	1	0	2	0	0	0	7	
12 McGriff, Cameron	1	2	0	1	0	0	0	0	2	2	1	1	0	0	0	11	
35 Sima, Yankuba	2	4	0	1	1	2	1	2	3	3	5	0	0	0	1	16	
TEAM		2															
Totals.....		27	70	9	28	8	10	14	23	37	20	71	17	17	3	10	200

TOTAL FG%	1st Half: 13-34 38.2%	2nd Half: 14-36 38.9%	Game: 38.6%	DEADBALL
3-PT FG%	1st Half: 3-12 25.0%	2nd Half: 6-16 37.5%	Game: 32.1%	REBOUNDS
F Throw %	1st Half: 5-6 83.3%	2nd Half: 3-4 75.0%	Game: 80.0%	3

HOME TEAM: Florida State (9-1)

#	Player		tot-fg	fg	fga	3-pt	ft	fta	of	de	tot	pf	tp	a	to	blk	s	min
00	Cofer, Phil	f	7	15	5	7	3	4	1	3	4	1	22	0	2	0	3	35
12	Obiang, Ike	c	0	0	0	0	1	2	2	2	3	5	1	0	2	0	17	
02	Walker, CJ	g	1	8	1	2	0	0	1	1	2	2	3	1	3	0	24	
11	Angola, Brian	g	1	6	0	3	4	6	2	2	4	4	6	3	3	0	2	19
14	Mann, Terance	g	9	15	0	2	2	6	8	14	1	20	2	3	0	2	37	
03	Forrest, Trent	2	3	0	0	0	4	1	2	3	1	4	6	3	1	0	31	
05	Savoy, PJ	0	0	0	0	0	0	0	0	0	0	0	0	0	0	0	1	
23	Walker, MJ	0	3	0	2	2	0	0	3	3	1	2	0	2	1	2	17	
25	Kabengele, Mfondu	4	8	0	1	4	2	2	4	4	12	0	4	0	3	0	19	
TEAM			24	58	6	15	16	24	25	26	41	15	70	12	22	7	10	200

TOTAL FG%	1st Half: 14-31 45.2%	2nd Half: 10-27 37.0%	Game: 41.4%	DEADBALL
3-PT FG%	1st Half: 4-10 40.0%	2nd Half: 2-5 40.0%	Game: 40.0%	REBOUNDS
F Throw %	1st Half: 6-7 85.7%	2nd Half: 10-17 58.8%	Game: 66.7%	4, 2

Officials: Keith Kimble, Jeb Harness, Jeffrey Clark
 Technical fouls: OKLAHOMA STATE-None. FLORIDA STATE-None.

Score by Periods	1st	2nd	Total
OKLAHOMA STATE	34	37	71
FLORIDA STATE	38	32	70

Dec. 03, 2017 ► Gallagher-Iba Arena (Stillwater, Okla.) ► Att. 4,564									
MISS VALLEY STATE									62
OKLAHOMA STATE									83

VISITORS: Miss Valley State (0-8)

#	Player	f	fg	fga	3-pt	ft	fta	of	de	tot	pf	tp	a	to	blk	s	min
01	SCOTT, Dante	f	3	11	0	5	0	0	2	1	3	1	6	0	2	0	27
20	CREIGHTON, Davere	f	0	0	0	0	0	0	0	0	0	0	0	0	0	0	7
23	WATSON, Jamal	c	0	0	0	0	0	0	0	1	1	0	0	0	0	1	9
05	ECKWOOD, Tereke	g	2	6	0	0	0	0	3	3	4	4	6	3	0	1	23
22	NAYLOR, Nate	g	0	1	0	1	2	0	1	1	1	1	2	3	0	1	15
00	LEWIS, Jeffery	g	3	6	2	4	0	0	3	3	1	8	1	2	0	0	19
03	EVANS, Jordan	7	15	4	7	0	0	0	2	2	3	18	0	3	0	3	24
10	EJHE, Emmanuel	3	7	0	0	1	4	6	12	3	7	0	1	0	1	0	29
11	PHILLIPS, Kyian	0	1	0	1	0	0	0	0	0	0	0	0	1	0	0	3
12	HUNT, Lorenzo	0	0	0	0	0	0	0	0	0	0	0	0	1	0	0	10
15	DAVIS, Gemaal	4	6	0	1	2	2	2	1	3	0	10	1	2	0	0	11
21	ANAKWENZE, Arinze	0	0	0	0	0	0	0	0	0	0	0	0	0	0	0	3
23	ALLEN, LaCurtis	2	5	0	0	0	1	1	2	2	4	0	1	0	1	0	14
24	TAYLOR, Henry	0	0	0	0	0	0	0	0	0	0	0	0	0	0	0	2
32	ALLISON, Kaleb	2	3	0	0	1	1	0	1	0	1	0	4	0	0	0	4
TEAM		1															
Totals.....		26	62	6	18	4	10	13	21	34	17	62	10	21	1	6	200

TOTAL FG%	1st Half: 12-29 41.4%	2nd Half: 14-33 42.4%	Game: 41.9%	DEADBALL
3-PT FG%	1st Half: 1-7 14.3%	2nd Half: 5-11 45.5%	Game: 33.3%	REBOUNDS
F Throw %	1st Half: 2-4 50.0%	2nd Half: 2-6 33.3%	Game: 40.0%	2, 1

HOME TEAM: Oklahoma State (7-1)

#	Player	tot-fg	fg	fga	3-pt	ft	fta	of	de	tot	pf	tp	a	to	blk	s	min
12	McGriff, Cameron	f	4	5	1	1	2	0	9	9	0	11	3	1	1	3	27
41	Solomon, Mitchell	f	5	5	1	1	0	4	2	6	1	11	1	0	0	3	18
01	Smith, Kendall	g	5	5	1	2	6	2	0	10	1	1	14	5	1	0	23
05	Shine, Tavarus	g	5	9	3	6	0	0	0	1	1	2	13	3	0	0	17
21	Waters, Linday	g	1	3	2	1	0	0	0	0	0	1	2	0	2	0	11
00	Averette, Brandon	2	3	1	1	1	0	0	0	2	2	1	5	3	0	1	12
02	Dawson, Zack	1	2	1	2	2	4	0	0	0	0	5	1	3	0	0	10
04	Dziga, Thomas	1	3	9	7	0	0	0	0	1	1	7	2	1	0	1	20
03	Guassman, Lucas	1	3	0	0	2	1	0	0	5	3	3	2	2	0	0	18
22	Dillard, Jordan	1	1	0	0	0	0	0	0	0	0	2	0	0	0	0	10
30	Carroll, Jeffrey	3	9	1	4	3	4	1	6	7	1	10	1	1	0	1	16
33	Reeves, Trey	0	0	0	0	0	0	0	0	0	0	0	0	0	0	0	2
	Team							1	2	3							
	Totals.....	31	59	11	29	10	14	8	27	35	12	83	20	11	4	13	200



BOX SCORES

Dec. 29, 2017 ► Gallagher-Iba Arena (Stillwater, Okla.) ► Att. 8,257	
7/7 WEST VIRGINIA	85
OKLAHOMA STATE	79

VISITORS: West Virginia (12-1, 1-0 Big 12)

#	Player	tot-fg		3-pt		rebounds		fta	of	de	tot	pf	tp	a	to	blk	s	min
		fg	fga	fg	fga	ft	fta											
15	West, Lamont	f	3	6	1	4	4	4	1	3	4	5	11	1	3	0	1	25
21	Harris, Wesley	f	1	6	1	4	6	8	4	2	6	4	9	1	5	0	1	27
0	Konate, Sagaba	f	4	6	0	0	5	6	3	6	9	4	13	0	1	1	0	22
02	Carlier, Jevon	g	2	10	2	5	6	6	1	3	4	2	12	7	8	1	5	38
04	Miles Jr., Dexter	g	4	7	2	5	2	3	1	1	2	2	12	5	1	0	2	37
03	Bolden, James	g	3	7	2	4	2	2	0	0	3	10	0	0	0	0	1	11
13	Allen, Teddy	g	7	11	0	0	1	10	2	2	4	15	1	0	0	0	1	16
14	Harler, Chase	0	1	0	0	0	0	0	0	0	0	0	0	0	0	0	0	6
25	Bender, Maciej	1	3	0	0	1	2	3	2	5	3	3	0	0	0	0	0	17
31	Routt, Logan	0	0	0	0	0	0	0	0	0	0	0	0	0	0	0	0	1
TEAM																		
Totals.....		25	57	8	22	27	32	16	19	35	27	85	15	18	2	11	200	

TOTAL FG%	1st Half: 12-32 37.5%	2nd Half: 13-25 52.0%	Game: 43.9%	DEADBALL
3-Pt. FG%	1st Half: 7-14 50.0%	2nd Half: 1-8 12.5%	Game: 36.4%	REBOUNDS
F Throw %	1st Half: 8-11 72.7%	2nd Half: 19-21 90.5%	Game: 84.4%	0

HOME TEAM: Oklahoma State (10-3, 0-1 Big 12)

#	Player	tot-fg		3-pt		rebounds		fta	of	de	tot	pf	tp	a	to	blk	s	min
		fg	fga	fg	fga	ft	fta											
05	Shine, Tavarus	f	7	11	1	4	2	4	1	5	2	17	4	3	0	1	2	32
41	Solomon, Mitchell	f	3	4	1	1	2	2	4	8	5	9	0	2	2	0	2	24
01	Smith, Kendall	g	3	8	0	2	1	2	0	1	1	7	2	4	0	1	3	33
21	Waters, Lindy	g	2	6	2	4	7	8	0	5	5	4	13	2	6	0	4	29
30	Carroll, Jeffrey	g	5	12	2	5	5	10	2	3	5	0	17	1	1	1	4	32
00	Averette, Brandon	1	3	0	1	4	6	0	2	2	1	6	0	2	0	1	2	23
04	Dziagwa, Thomas	0	0	0	0	0	0	0	0	0	1	0	0	2	0	0	1	1
12	McGriff, Cameron	0	0	0	0	4	1	1	2	4	4	0	0	0	0	0	1	18
35	Sima, Yankuba	3	3	0	0	0	0	1	1	3	6	0	1	0	0	0	8	
Team																		
Totals.....		24	47	6	17	25	36	11	21	32	21	79	9	21	3	11	200	

TOTAL FG%	1st Half: 14-22 63.6%	2nd Half: 10-25 40.0%	Game: 51.1%	DEADBALL
3-Pt. FG%	1st Half: 4-8 50.0%	2nd Half: 2-9 22.2%	Game: 35.3%	REBOUNDS
F Throw %	1st Half: 14-17 82.4%	2nd Half: 11-19 57.9%	Game: 69.4%	4

Officials: Doug Simons, Roger Ayers, Bert Smith
Technical fouls: West Virginia-None. Oklahoma State-None.

Score by Periods	1st	2nd	Total
West Virginia	39	46	85
Oklahoma State	46	33	79

Jan. 10, 2018 ► Bramlage Coliseum (Manhattan, Kan.) ► Att. 7,470	
OKLAHOMA STATE	82
KANSAS STATE	86

VISITORS: Oklahoma State (11-5, 1-3 Big 12)

#	Player	tot-fg		3-pt		rebounds		fta	of	de	tot	pf	tp	a	to	blk	s	min
		fg	fga	fg	fga	ft	fta											
30	Carroll, Jeffrey	f	7	12	1	4	5	2	4	6	2	20	0	1	0	0	36	
35	Sima, Yankuba	0	2	0	0	0	3	1	4	3	0	0	1	1	0	1	9	
41	Solomon, Mitchell	f	2	7	0	2	2	3	7	10	4	6	2	2	1	3	31	
01	Smith, Kendall	g	5	15	2	3	2	1	3	4	3	14	1	1	0	1	27	
21	Waters, Lindy	g	3	9	1	6	4	5	0	4	5	11	2	1	0	1	35	
00	Averette, Brandon	8	11	0	0	6	6	0	1	1	4	22	6	0	0	1	28	
04	Dziagwa, Thomas	1	4	1	3	2	2	0	0	1	1	2	5	0	0	0	15	
12	McGriff, Cameron	1	1	0	0	0	0	1	2	3	5	2	1	2	0	0	13	
14	N'Guessan, Lucas	1	1	0	0	0	0	1	0	1	1	2	0	0	0	1	6	
Team																		
Totals.....		28	62	5	18	21	23	14	23	34	29	82	11	3	5	200		

TOTAL FG%	1st Half: 12-33 36.4%	2nd Half: 16-29 55.2%	Game: 45.2%	DEADBALL
3-Pt. FG%	1st Half: 3-10 30.0%	2nd Half: 2-8 25.0%	Game: 37.5%	REBOUNDS
F Throw %	1st Half: 7-8 87.5%	2nd Half: 14-14 100%	Game: 95.5%	0

HOME TEAM: Kansas State (12-4, 2-2 Big 12)

#	Player	tot-fg		3-pt		rebounds		fta	of	de	tot	pf	tp	a	to	blk	s	min
		fg	fga	fg	fga	ft	fta											
14	MAWEN, Makol	f	2	4	0	0	0	1	1	2	4	2	1	1	0	1	0	18
20	SNEED, Xavier	f	2	7	0	3	7	8	3	9	12	2	11	0	1	0	1	33
32	WADE, Dean	f	2	5	0	1	6	6	0	4	2	10	3	2	1	1	37	
02	DIARRA, Cartier	g	6	12	2	3	3	1	3	4	2	17	4	3	0	1	37	
05	BROWN, Barry	g	12	17	3	4	11	16	0	2	2	38	2	1	0	6	36	
00	McGUIRE, Mike	0	1	0	1	0	0	0	0	1	1	0	0	0	0	0	3	
01	SALLAH, Mawdo	1	2	0	0	1	2	0	1	1	0	3	0	1	0	4	4	
11	PATRICK, Brian	1	3	1	3	0	0	0	0	2	3	1	0	0	0	0	14	
21	LOVE III, James	0	0	0	0	0	0	0	0	2	0	0	0	0	0	0	3	
23	WAINRIGHT, Amaad	0	1	0	1	0	2	0	2	3	0	1	0	0	0	0	14	
34	STOCKARD III, Levi	0	0	0	0	0	0	0	0	0	0	0	0	0	0	0	1	
TEAM																		
Totals.....		26	52	6	16	28	37	6	22	28	20	86	14	8	3	8	200	

TOTAL FG%	1st Half: 13-27 48.1%	2nd Half: 13-25 52.0%	Game: 50.0%	DEADBALL
3-Pt. FG%	1st Half: 3-6 50.0%	2nd Half: 3-10 30.0%	Game: 37.5%	REBOUNDS
F Throw %	1st Half: 4-7 57.1%	2nd Half: 24-30 80.0%	Game: 75.7%	5

Officials: Gary Maxwell, Kelly Self, Keith Kimble
Technical fouls: Oklahoma State-None. Kansas State-None.

Score by Periods	1st	2nd	Total
Oklahoma State	34	48	82
Kansas State	33	53	86

Jan. 3, 2018 ► Lloyd Noble Center (Norman, Okla.) ► Att. 11,390	
OKLAHOMA STATE	89
7/7 OKLAHOMA	109

VISITORS: Oklahoma State (10-4, 0-2 Big 12)

#	Player	tot-fg		3-pt		rebounds				tp	a	to	blk	s	min	
		fg	fga	fg	fga	ft	fta	of	de							pf
12	McGriff, Cameron	f	1	7	0	3	4	4	8	1	6	1	0	1	2	34
41	Solomon, Mitchell	f	4	8	0	1	1	3	0	3	5	9	4	0	0	17
01	Smith, Kendall	g	3	10	0	1	0	1	2	2	1	6	2	1	0	24
05	Shine, Tavarus	g	7	11	2	3	0	1	1	2	5	16	1	2	1	18
30	Carroll, Jeffrey	g	5	14	2	9	3	6	2	8	10	3	15	5	0	37
00	Averette, Brandon	6	12	0	1	2	0	1	1	4	13	3	0	0	0	27
04	Dziagwa, Thomas	7	13	5	10	0	0	5	5	2	19	0	0	0	0	21
14	N'Guessan, Lucas	0	0	0	0	0	0	0	0	0	0	0	0	0	0	3
35	Sima, Yankuba	2	5	0	0	1	3	3	5	8	3	5	0	1	0	19
Team																1
Totals.....		35	80	9	28	10	19	14	26	40	24	89	12	1	3	201



BOX SCORES

Jan. 20, 2018 ► Gallagher-Iba Arena (Stillwater, Okla.) ► Att. 13,611	
OKLAHOMA	81
OKLAHOMA STATE	83

VISITORS: Oklahoma 14-4, 4-3 Big 12

#	Player	tot-fg		3-pt		rebounds		ft	fta	of	de	tot	pf	tp	a	to	blk	s	min
		fg	fga	fg	fga	ft	fta												
03	Lattin, Khadeem	f	2	3	0	0	0	5	2	7	3	4	0	2	4	2	3	2	32
35	Manek, Brady	f	3	10	2	7	0	1	2	3	1	8	0	0	0	0	0	23	
00	James, Christian	g	3	11	0	6	2	4	7	11	3	8	1	0	1	3	3	38	
01	Odomes, Rashard	g	3	8	0	1	0	0	6	2	8	1	6	1	1	0	1	26	
11	Young, Trae	g	14	39	8	20	12	0	5	5	3	48	8	7	0	2	43		
04	Monease, Jamuni	g	0	0	0	0	0	2	2	4	0	0	0	1	2	0	11		
05	Freeman, Matt	g	0	1	0	1	0	0	1	0	1	0	0	0	1	0	0	4	
13	Shepherd, Jordan	g	0	0	0	0	0	0	0	0	0	1	0	0	1	0	0	4	
20	McGusty, Kameron	g	2	4	0	0	1	2	0	2	2	0	5	0	0	0	1	12	
21	Doolittle, Kristian	g	1	6	0	0	0	1	3	8	11	2	2	1	1	1	1	32	
TEAM																			
Totals.....		28	82	10	35	15	17	25	32	57	14	81	11	14	8	10	225		

TOTAL FG% 1st Half: 10-33 30.3% 2nd Half: 16-38 42.1% Game: 34.1% DEADBALL
 3-Pt. FG% 1st Half: 3-16 18.8% 2nd Half: 7-16 43.8% Game: 28.6% REBOUNDS
 F Throw % 1st Half: 7-8 87.5% 2nd Half: 4-5 80.0% Game: 88.2% 1

HOME TEAM: Oklahoma State 13-6, 3-4 Big 12

#	Player	tot-fg		3-pt		rebounds		ft	fta	of	de	tot	pf	tp	a	to	blk	s	min
		fg	fga	fg	fga	ft	fta												
41	Solomon, Mitchell	f	1	5	0	0	0	5	2	7	0	2	5	2	2	3	35		
35	Sima, Yankuba	c	3	4	0	0	0	1	4	5	3	6	0	1	3	1	18		
00	Averette, Brandon	g	4	8	0	1	0	2	0	1	1	4	8	7	3	0	24		
05	Shine, Tavarus	g	6	14	4	9	0	1	1	0	1	5	16	4	0	2	35		
30	Carroll, Jeffrey	g	8	22	2	8	5	8	4	9	13	0	23	1	2	0	1	43	
01	Smith, Kendall	g	7	16	3	7	3	4	0	2	2	0	20	0	0	1	26		
04	Dziagwa, Thomas	g	0	2	0	1	0	0	0	0	1	0	0	1	0	0	2		
12	McGriff, Cameron	g	2	4	0	0	0	0	3	6	4	4	0	0	0	0	12		
14	N'Guessan, Lucas	g	0	0	0	0	0	0	0	0	0	0	0	0	0	0	2		
21	Waters, Lindy	g	2	7	0	4	0	0	3	2	5	2	4	2	2	1	0	28	
TEAM																			
Totals.....		33	82	9	30	8	14	20	30	50	19	83	19	12	8	10	225		

TOTAL FG% 1st Half: 17-41 41.5% 2nd Half: 13-34 38.2% Game: 40.2% DEADBALL
 3-Pt. FG% 1st Half: 5-19 26.3% 2nd Half: 2-9 22.2% Game: 30.0% REBOUNDS
 F Throw % 1st Half: 3-4 75.0% 2nd Half: 3-7 42.9% Game: 57.1% 3

Officials: Joe DeRosa, Gary Maxwell, Chance Moore
 Technical fouls: Oklahoma-None. Oklahoma State-None.

Score by Periods	1st	2nd	OT	Total
Oklahoma	30	43	8	81
Oklahoma State	42	31	10	83

Jan. 23, 2018 ► United Supermarkets Arena (Lubbock, Texas.) ► Att. 12,585	
OKLAHOMA STATE	70
TEXAS TECH	75

VISITORS: Oklahoma State 13-7 (3-5 Big 12)

#	Player	tot-fg		3-pt		rebounds		ft	fta	of	de	tot	pf	tp	a	to	blk	s	min
		fg	fga	fg	fga	ft	fta												
35	Sima, Yankuba	f	2	4	0	0	1	5	2	1	3	2	5	2	2	3	1	23	
41	Solomon, Mitchell	f	1	2	0	0	0	1	2	3	5	2	1	2	2	1	25		
00	Averette, Brandon	g	2	8	1	4	2	2	0	3	3	5	7	3	2	0	26		
05	Shine, Tavarus	g	2	7	0	2	0	0	3	3	5	4	1	1	0	2	22		
30	Carroll, Jeffrey	g	5	10	2	4	4	5	0	3	3	16	0	4	0	1	30		
01	Smith, Kendall	g	5	11	1	1	0	0	1	2	3	1	11	1	1	0	1	24	
04	Dziagwa, Thomas	g	2	3	2	2	2	0	0	0	0	8	0	0	0	0	9		
12	McGriff, Cameron	g	2	3	0	0	3	4	2	5	7	1	5	0	0	0	16		
14	N'Guessan, Lucas	g	0	0	0	0	0	0	1	1	0	0	0	0	0	0	1		
21	Waters, Lindy	g	4	6	1	3	1	1	2	3	3	10	1	2	1	0	24		
TEAM																			
Totals.....		25	54	7	17	13	19	11	20	31	29	70	10	20	6	6	200		

TOTAL FG% 1st Half: 15-32 46.9% 2nd Half: 10-22 45.5% Game: 46.3% DEADBALL
 3-Pt. FG% 1st Half: 5-10 50.0% 2nd Half: 2-7 28.6% Game: 41.2% REBOUNDS
 F Throw % 1st Half: 2-3 66.7% 2nd Half: 11-16 68.8% Game: 68.4% 6

HOME TEAM: Texas Tech 16-4 (5-3 Big 12)

#	Player	tot-fg		3-pt		rebounds		ft	fta	of	de	tot	pf	tp	a	to	blk	s	min
		fg	fga	fg	fga	ft	fta												
32	Odiase, Norene	c	0	1	0	0	0	1	2	1	3	3	0	0	2	1	1	16	
02	Smith, Zhaire	g	1	9	0	2	0	0	3	1	4	1	2	1	2	0	1	31	
05	Gray, Justin	g	1	3	0	1	2	2	2	4	3	4	3	0	2	0	23		
12	Evans, Keenan	g	7	13	3	4	9	12	1	2	3	4	26	5	1	0	37		
23	Culver, Jarrett	g	8	15	4	7	5	8	2	6	8	2	25	1	2	0	2	31	
00	Hamilton IV, Tommy	g	1	1	1	1	0	0	0	0	1	3	0	2	0	0	13		
01	Francis, Brandone	g	3	7	2	4	1	4	0	2	2	9	2	3	0	1	21		
03	Webster, Josh	g	0	0	0	0	0	0	0	0	0	0	0	0	0	0	1		
10	Stevenson, Niem	g	1	2	0	0	4	6	1	1	2	1	6	0	1	0	18		
21	Ondigo, Malik	g	0	0	0	0	0	0	0	0	0	0	0	0	0	0	5		
25	Moretti, Davide	g	0	1	0	0	0	0	1	1	2	0	1	1	0	0	4		
TEAM																			
Totals.....		22	52	10	19	21	33	13	18	31	19	75	13	15	3	9	200		

TOTAL FG% 1st Half: 7-24 29.2% 2nd Half: 15-28 53.6% Game: 42.3% DEADBALL
 3-Pt. FG% 1st Half: 4-10 40.0% 2nd Half: 6-9 66.7% Game: 52.6% REBOUNDS
 F Throw % 1st Half: 7-12 58.3% 2nd Half: 14-21 66.7% Game: 63.6% 9

Officials: Doug Simmons, Gerry Pollard, Tony Padilla
 Technical fouls: Oklahoma State-None. Texas Tech-None.

Score by Periods	1st	2nd	Total
Oklahoma State	37	33	70
Texas Tech	25	50	75




BROADCAST SPOT CHART



**0 BRANDON
AVERETTE**

5-11 • 185 • Fr • G
Richardson, Texas



**1 KENDALL
SMITH**

6-3 • 190 • Gr • G
Antioch, Calif.




**4 THOMAS
DZIAGWA**

6-4 • 180 • So • G
Temple Terrace, Fla.



**5 TAVARIUS
SHINE**

6-6 • 200 • R-Jr • G/SF
Irving, Texas



**12 CAMERON
MCGRIFF**

6-7 • 220 • So • F
Grand Prairie, Texas



**14 LUCAS
N'GUESSAN**

7-0 • 220 • So • F/C
De Lier, The Netherlands



**21 LINDY
WATERS III**

6-6 • 205 • So • G
Norman, Okla.



**23 MICHAEL
WEATHERS**

6-2 • 170 • So • G
Roeland Park, Kan.



**30 JEFFREY
CARROLL**

6-6 • 220 • R-Sr • G/SF
Rowlett, Texas



**33 TREY
REEVES**

6-4 • 215 • So • F
Gans, Okla.



**35 YANKUBA
SIMA**

6-11 • 225 • Jr • F/C
Girona, Spain



**41 MITCHELL
SOLOMON**

6-9 • 250 • Sr • Forward
Bixby, Okla.



**MIKE
BYNTON**

Head Coach



**JOHN
COOPER**

Assistant Coach/



**DAVID
KONTAXIS**

Assistant Coach



**SCOTT
SUTTON**

Assistant Coach