



2017-18 SOUTH CAROLINA MEN'S BASKETBALL

DIRECTOR OF ATHLETICS COMMUNICATIONS & PUBLIC RELATIONS: EMILY MILES // EFEENEY@MAILBOX.SC.EDU

CELL: 803-727-3284 // **TWITTER:** @EMILYMILES_SID

GAMECOCK MEN'S BASKETBALL SOCIAL MEDIA: #GAMECOCKS

TWITTER AND INSTAGRAM: @GAMECOCKMBB // **FACEBOOK:** /GAMECOCKMBB

GAMECOCK ATHLETICS ON THE WEB: GAMECOCKSONLINE.COM

2017-18 SCHEDULE

OVERALL: 13-10 | **SEC:** 4-6

HOME: 7-4 | **AWAY:** 4-4 | **NEUTRAL:** 2-2

NCAA RPI: 63

OCTOBER

30 Erskine + W, 85-44

NOVEMBER

5 Virginia Tech = L, 86-67
10 at Wofford W, 73-52
13 Western Michigan ^ W, 78-60
16 vs. Illinois State # L, 69-65
17 vs. UTEP # W, 80-56
19 vs. Western Michigan # W, 79-66
27 at FIU W, 78-61
30 vs. Temple % L, 76-60

DECEMBER

2 UMass W, 76-70
6 Wyoming W, 80-64
9 Coastal Carolina W, 80-78
19 at Clemson L, 64-48
27 Limestone W, 74-45
31 at Ole Miss* L, 74-69

JANUARY

3 Missouri* L, 79-68
6 Vanderbilt* W, 71-60
9 at Alabama* L, 76-62
13 at Georgia* W, 64-57
16 No. 18/16 Kentucky* W, 76-68
20 No. 21/21 Tennessee* L, 70-63
24 at No. 20/22 Florida* W, 77-72
27 No. 14/14 Texas Tech ! L, 70-63
31 Mississippi State* L, 81-76

FEBRUARY

3 at Texas A&M* L, 83-60
6 at Arkansas* 7 p.m./ESPN2
10 Florida* 12 p.m./CBS
13 at Tennessee* 9 p.m./ESPNU
17 Auburn* 3:30 p.m./ SECN
21 Georgia* 6:30 p.m./ SECN
24 at Mississippi State* 3:30 p.m./ SECN
28 LSU* 6:30 p.m./ SECN

MARCH

3 at Auburn* 3:30 p.m./ SECN
3-11 SEC Tournament (St. Louis, Mo.) & TBD
15-18 NCAA Tourn. First/Second Rounds TBD
23-25 NCAA Tourn. Sweet 16/Elite Eight TBD
31 Final Four TBD

APRIL

2 National Championship TBD

All home games in **bold** | All times listed Eastern | **SECN+** - SEC Network + | **SECN** - SEC Network | **CBSN** - CBS Sports Network | * indicates SEC contest | + indicates exhibition | = - Hoops 4 Hurricane Relief exhibition | ^ - Puerto Rico Tip-Off (Columbia, S.C.) | # - Puerto Rico Tip-Off (Myrtle Beach, S.C.) | % - Under Armour Reunion | ! - Big 12/SEC Challenge (Columbia, S.C.) | & - SEC Tournament (St. Louis, Mo.)



GAMECOCKS

(13-10, 4-6 SEC)

HEAD COACH: Frank Martin (FIU, '93)

AT CAROLINA: 109-84 (6th season)

CAREER: 226-138 (11th season)

VS. ARKANSAS: 3-4

TOP SCORER: Silva (14.7)

TOP REBOUNDER: Silva (7.8)

TOP ASSIST MAKER: Gravett (3.6)

COMMUNICATIONS/PR: Emily Miles

TWITTER UPDATES: @GamecockMBB



RAZORBACKS

(15-8, 4-6 SEC)

HEAD COACH: Mike Anderson (Tulsa, '82)

AT ARKANSAS: 143-82 (8th season)

CAREER: 343-180 (16th season)

VS. CAROLINA: 5-3

TOP SCORER: Barford (18.6)

TOP REBOUNDER: Gafford (6.0)

TOP ASSIST MAKER: Macon (4.0)

MEDIA RELATIONS: David Beall

TWITTER UPDATES: @RazorbackMBB

PROBABLE STARTERS

SOUTH CAROLINA	HT.	WT.	YR.	HOMETOWN	PPG	RPG	MPG
G - #15 Wesley Myers	6-1	193	Gr.	Brooklyn, N.Y.	7.6	2.3	21.5
G - #23 Evan Hinson	6-4	240	So.	Deltona, Fla.	3.5	1.5	11.0
G - #5 Frank Booker	6-3	208	Gr.	August, Ga.	11.3	3.2	25.5
F - #21 Maik Kotsar	6-10	260	So.	Tallinn, Estonia	8.2	4.8	27.0
F - #30 Chris Silva	6-9	223	So.	Libreville, Gabon	14.7	7.8	25.1

ARKANSAS	HT.	WT.	YR.	HOMETOWN	PPG	RPG	MPG
G - #0 Jaylen Barford	6-3	202	Sr.	Jackson, Tenn.	18.6	4.0	31.3
G - #4 Daryl Macon	6-3	185	Sr.	Little Rock, Ark.	17.0	2.8	31.3
G - #31 Anton Beard	6-0	185	Sr.	North Little Rock, Ark.	9.9	2.6	29.9
F - #10 Daniel Gafford	6-11	234	Fr.	El Dorado, Ark.	11.0	6.0	22.0
F - #13 Dustin Thomas	6-8	225	Sr.	Texarkana, Texas	4.9	4.1	19.6

STARTING FIVE

> South Carolina looks to snap its longest losing streak of the season on Tuesday when it travels to face Arkansas at Bud Walton Arena. The Gamecocks have lost three straight for the first time in 2017-18 campaign.

> Rookie forward Justin Minaya missed last Wednesday's matchup vs. Mississippi State due to a right ankle sprain suffered the previous Monday at practice. He returned to the court at Texas A&M, scoring 16 points in 32 minutes off the bench to pace the Gamecocks. He is averaging 7.7 points per game in SEC contests this season.

> The Gamecocks are 4-4 in road games this season and 6-6 total in games played away from home. In road games, Carolina is averaging 66.0 points per game and the Gamecocks hold a +4.8 rebound margin over their opponents.

> In the last contest between the Gamecocks and Razorbacks at Bud Walton Arena, Carolina posted its first win in Fayetteville in eight years behind a 22-point, 11-rebound performance by then-junior guard Sindarius Thornwell to lead Carolina to the 76-61 victory.

> Over the course of the last five games, junior forward Chris Silva's 14.7 points and 7.2 rebounds are both team highs. Minaya adds 12.3 points per outing and junior guard Hassani Gravett is averaging 3.4 assists per game during the stretch.

HEADLINES

> South Carolina is in its 110th season of varsity basketball in 2017-18.

> South Carolina advanced to its first Final Four in 2016-17, which included posting its first NCAA Tournament win since the 1973 campaign when it tallied a 93-73 win over Marquette in the First Round.

> The Gamecocks finished the 2016-17 campaign with a 26-11 overall record. The 26 wins were a program record.

> Among active Division I head coaches, South Carolina's Frank Martin holds the sixth-highest NCAA Tournament winning percentage (.667) behind only Duke's Mike Krzyzewski, North Carolina's Roy Williams, Kentucky's John Calipari, Michigan State's Tom Izzo and Kansas' Bill Self.

> Over the course of the last three seasons (2015-16-present), the Gamecocks are 26-20 (.565) combined in games played away from home (away/neutral).

> South Carolina compiled 51 wins over the course of the 2015-16 and 2016-17 seasons.

> Entering the 2017-18 campaign, Frank Martin has led his team to at least 20 wins in seven of 10 seasons.

> South Carolina played six of its first seven games away from home to begin the 2017-18 campaign, posting a 5-2 record during the stretch.

GAME INFO

ARENA: Bud Walton Arena (19,200)

BROADCAST: ESPN2

PLAY-BY-PLAY: Jason Benetti

ANALYST: Dalen Cuff

RADIO: Gamecock Radio Network

PLAY-BY-PLAY: Derek Scott

ANALYST: Casey Manning

SIRIUS: N/A | **XM:** N/A

WATCH: WatchESPN.com

LIVE STATS: GamecocksOnline.com

TICKETS: arkansasrazorbacks.com

SERIES: Arkansas leads 18-13

IN FAYETTEVILLE: Arkansas

leads 10-4
















TREND: The Razorbacks have won three of the last five meetings

LAST GAME: 83-76 Arkansas win on Feb. 15, 2017, in Columbia



SOUTH CAROLINA GAMECOCKS

OVERALL: 13-10; SEC: 4-6; HOME: 7-4; AWAY: 4-4; NEUTRAL: 2-2

0		DAVID BEATTY - Fr. - G - 6-2 - 205 - Philadelphia, Pa. MIN PTS RBS AST FG% 3FG% FT% 14.5 4.1 1.1 0.9 26.8 20.0 72.7	<ul style="list-style-type: none"> - Top scoring output of the season with 13 in the loss to Temple (Nov. 30); 6-11 FG - Season high 16 points, hitting 6-of-11 from the field in win over Limestone (Dec. 27) - Played a season high 33 minutes vs. Ole Miss (Dec. 31), scoring nine points, with a season high six rebounds; 2 assists and 2 steals - Matched season high with six rebounds vs. Mississippi State (Jan. 31)
1		KORY HOLDEN - R-Jr. - G - 6-1 - 197 - Salisbury, Md. MIN PTS RBS AST FG% 3FG% FT% 10.8 3.0 1.3 1.7 33.3 15.4 54.5	<ul style="list-style-type: none"> - Strong vs. WMU (Nov. 13), tallied six points with 3 rebounds, 1 assist - 11 points with two assists in win vs. UTEP; was 4-of-5 from the field vs. Miners - Scored eight points on 4-of-5 shooting vs. Clemson (Dec. 19) - Missed 11 games due to a hamstring injury (Dec. 27-Jan. 31) - Returned to the court at Texas A&M (Feb. 3) playing nine minutes, dishing two assists
2		HASSANI GRAVETT - R-Jr. - G - 6-2 - 187 - Villa Rica, Ga. MIN PTS RBS AST FG% 3FG% FT% 24.3 7.1 3.5 3.6 36.9 28.1 68.6	<ul style="list-style-type: none"> - Missed first three games of SEC play due to a right ankle sprain - Big performance in win at Georgia (Jan. 13), 11 points, two assists, pair of 3s - Dished a team high five assists in the win vs. No. 18 Kentucky (Jan. 16) - Dished four assists, adding seven points vs. No. 21 Tennessee (Jan. 20) - Dished an SEC season high seven assists, against just one turnover, vs. Miss. State (Jan. 31)
5		FRANK BOOKER - GS - G - 6-3 - 208 - Augusta, Ga. MIN PTS RBS AST FG% 3FG% FT% 25.5 11.3 3.2 0.9 43.2 40.3 72.3	<ul style="list-style-type: none"> - 10 points with a pair of 3s, an assist, block and steal vs. No. 21 Tennessee (Jan. 20) - Secured the win at No. 20 Florida (Jan. 24) with 4-4 at the FT line in final 39 seconds - Nine points and five rebounds, also an assist and a steal vs. No. 14 Texas Tech (Jan. 27) - Career high 25 points on 8-of-12 shooting with five 3s, vs. Mississippi State (Jan. 31)
10		JUSTIN MINAYA - Fr. - F - 6-5 - 210 - Harrington Park, N.J. MIN PTS RBS AST FG% 3FG% FT% 26.5 8.7 4.4 1.3 38.0 37.3 70.8	<ul style="list-style-type: none"> - SEC season high 16 points, hitting season high four 3s, vs. No. 21 Tennessee (Jan. 20) - Tallied 11 points with two assists and five rebounds vs. No. 14 Texas Tech (Jan. 27) - Has eight double-figure scoring games this season - Missed the Jan. 31 game vs. Mississippi State due to a right ankle sprain - Returned to the court at Texas A&M (Feb. 3), team high 16 points off the bench
12		KHADIM GUEYE - So. - F - 7-0 - 248 - Dakar, Senegal MIN PTS RBS BLK FG% 3FG% FT% 5.2 0.0 0.8 0.1 0.0 0.0 0.0	<ul style="list-style-type: none"> - Scored three points in exhibition action vs. Erskine (Oct. 30), and added two points with two rebounds vs. Virginia Tech (Nov. 5) - Saw 10 minutes of action at Wofford (Nov. 10), pulled down 4 rebounds - Collected a rebound and a steal vs. Limestone (Dec. 27) - Big block in five minutes of action at No. 20 Florida (Jan. 24)
13		FELIPE HAASE - Fr. - F - 6-9 - 249 - Osorno, Chile MIN PTS RBS AST FG% 3FG% FT% 19.9 5.8 4.3 0.9 38.7 26.8 74.1	<ul style="list-style-type: none"> - Pulled down a team high eight rebounds vs. Limestone (Dec. 27) - 9 points and 6 rebounds in SEC debut at Ole Miss (Dec. 31) - Played just 12 minutes due to foul trouble, but dished a season high four assists in the win over No. 18 Kentucky (Jan. 16) - 11 points in just 11 minutes, hitting 4-of-5 from the field, vs. No. 14 TTU (Jan. 27)
14		IBRAHIM FAMOUKE DOUMBIA - Fr. - F - 6-6 - 205 - Bamako, Mali MIN PTS RBS AST FG% 3FG% FT% 3.5 0.5 0.8 0.0 16.7 0.0 50.0	<ul style="list-style-type: none"> - Averaged 27 points and 19 rebounds per game as a senior at Miami Country Day - Named 2017 5A-2A First-Team All-Dade County - Represented Mali's National Team at U18 Championships in 2016 - Scored first career points vs. Illinois State (Nov. 16) on a lay-in - Pulled down five rebounds in eight minutes vs. Limestone (Dec. 27)
15		WESLEY MYERS - GS - G - 6-1 - 193 - Brooklyn, N.Y. MIN PTS RBS AST FG% 3FG% FT% 21.5 7.6 2.3 1.8 41.1 37.5 63.1	<ul style="list-style-type: none"> - Scored a team high 15 points, dishing two assists at Alabama (Jan. 9) - Tallied 9 points, with 5 rebounds, an assist and a steal in win vs. Kentucky (Jan. 16) - 16 points, with three 3s and a pair of assists vs. No. 21 Tennessee (Jan. 20) - Breakout performance at No. 20 Florida (Jan. 24), hitting five 3s and eight baskets overall, to lead the team with 22 points; also 4 assists and 4 steals in 34 minutes
20		TOMMY CORCHIANI - So. - G - 6-3 - 180 - Raleigh, N.C. MIN PTS RBS AST FG% 3FG% FT% 1.5 0.0 1.0 0.0 0.0 0.0 0.0	<ul style="list-style-type: none"> - Saw action in five games last season - Played a season high four minutes in home win vs. Auburn last season - Son of Chris Corchiani, who played basketball at NC State - Saw action in home win over Limestone (Dec. 27) - Unavailable for seven games due to a left knee injury
21		MAIK KOTSAR - So. - F - 6-10 - 280 - Tallinn, Estonia MIN PTS RBS AST FG% 3FG% FT% 27.0 8.2 4.8 1.6 45.6 20.0 51.9	<ul style="list-style-type: none"> - Big in the win vs. No. 18 Kentucky, 12 points, including career high 6-of-9 from the free throw line (5-7 second half). Also six rebounds and three steals. - 8 points, 5 assists and two steals vs. No. 21 Tennessee (Jan. 20) - 9 points, 6 rebounds and four assists in 22 minutes in win at No. 20 Florida (Jan. 24) - 7 points, 7 rebounds, 2 assists, 2 steals in 32 minutes vs. No. 14 Texas Tech (Jan. 27)
23		EVAN HINSON - So. - G - 6-4 - 240 - Deltona, Fla. MIN PTS RBS AST FG% 3FG% FT% 11.0 3.5 1.5 0.3 36.8 37.5 70.6	<ul style="list-style-type: none"> - Scored five points, with an assist and block in career high 16 min. at Alabama (Jan. 9) - Hit two early 3s in win at Georgia (Jan. 13), making third-straight start; finished with a career high eight points, in career high 19 minutes - A pair of 3s and a dunk, scoring eight points, with an assist, block and steal in win at No. 20 Florida (Jan. 24)
25		CHRISTIAN SCHMITT - So. - G - 5-11 - 180 - Mars, Pa. MIN PTS RBS AST FG% 3FG% FT% 2.0 0.0 0.0 0.0 0.0 0.0 0.0	<ul style="list-style-type: none"> - Saw action in five games last season. - Played a season high three minutes in win over SC State - Saw action in win vs. WMU (Nov. 13) - Saw court time vs. UTEP (Nov. 17), and Limestone (Dec. 27)
30		CHRIS SILVA - Jr. - F - 6-9 - 223 - Libreville, Gabon MIN PTS RBS BLK FG% 3FG% FT% 25.1 14.7 7.8 1.1 47.1 41.7 74.4	<ul style="list-style-type: none"> - Really strong in upset win at No. 20 Florida (Jan. 24), scoring 18 points with 12 rebounds, a block and a steal - Led the Gamecocks with 16 points, 5 rebounds, 2 steals vs. No. 14 Texas Tech (Jan. 27) - 18 points, 6 rebounds, 10-13 FTs vs. Mississippi State (Jan. 31) - 12 points and 8 rebounds at Texas A&M (Feb. 3)
33		JASON CUDD - Fr. - F - 7-1 - 255 - Myrtle Beach, S.C. MIN PTS RBS BLK FG% 3FG% FT% 6.5 1.1 1.0 0.1 35.7 0.0 77.8	<ul style="list-style-type: none"> - Played season high nine minutes in win vs. UMass (Dec. 2), collecting an assist - Scored four points and pulled down two rebounds vs. Limestone (Dec. 27) - Played a season high nine minutes of action vs. Missouri (Jan. 3) - Provided spark off the bench vs. Vandy, collecting a block, an assist, a dunk and 3 rebounds - Saw 14 minutes of action off the bench at Texas A&M (Feb. 3), 3 points, 3 rebounds

BY THE NUMBERS

15+

> Junior forward Chris Silva tallied 18 points vs. Mississippi State on Jan. 31, marking his seventh SEC contest this season with 15 or more points. The Libreville, Gabon, native is averaging 17 points per game in league contests this season.

10+

> The Gamecock defense has forced 10 or more turnovers in 22 games this season, most recently forcing Texas A&M (Feb. 3) into 11. The Gamecocks rank second in the SEC in turnovers forced at 15.1 per game.

70+

> South Carolina is a 12-1 this season when hitting the 70-point mark following the 81-76 loss to Mississippi State on Jan. 31.

207

> Chris Silva ranks second nationally with 207 free throw attempts on the year (9.0 per game), and seventh with 154 makes (6.69 per game) at the line. He was 6-of-8 at the line vs. Texas A&M (Feb. 3).

16

> After missing the Jan. 31 matchup vs. Miss. State due to a right ankle sprain, rookie forward Justin Minaya returned to the court at Texas A&M, scoring a team high 16 points in 32 minutes of action, while also pulling down seven rebounds.

A CAROLINA WIN WOULD...

- > Snap a three-game losing streak, which is Carolina's longest of the season
- > Be the fifth road win of the season for the Gamecocks
- > Be the second-straight win at Bud Walton Arena (76-61 win at BWA on March 5, 2016)

KEY STAT

> Junior forward Chris Silva blocked two shots at Texas A&M on Saturday to bring his season total to 26 on the year. For his career he now has 105 and he is just three blocks away from matching Laimonas Chatkevicius for 10th all-time in Carolina history in the category.

KEY STAT

> The Gamecocks scored an SEC season high 21 points off of 14 Mississippi State turnovers on Jan. 31. For the year, Carolina is averaging 16.9 points off of turnovers per contest.



Last season South Carolina advanced to the school's first Final Four. Carolina posted a 93-73 win over Marquette in the NCAA Tournament First Round, its first Tournament victory since 1973. The Gamecocks went on to defeat three of the East Region's top four seeds in No. 2 Duke, No. 3 Baylor and No. 4 Florida, en route to a school record 26 wins and a berth in the Final Four in Phoenix.

> Martin is joined on the bench by assistant coaches Perry Clark (fifth season), Chuck Martin (first season) and Bruce Shingler (second season), and director of basketball operations Andy Assaley in his sixth season.

> Clark brings 19 years of head coaching experience to the bench, as he served the combined years as head coach at Tulane, Miami (Fla.) and Texas A&M Corpus Christi, while Chuck Martin served as head coach at Marist for five campaigns.

> Martin is 92-90 (.505) all-time in league play. In his 10 seasons leading a squad through a full slate of league games, his team has posted double-digit conference wins six times.

> South Carolina has improved its conference record in each of Frank Martin's five seasons leading the squad through the SEC slate. In his first SEC campaign (2013), Martin led his squad to four wins, followed by five wins in 2014, six in 2015, 11 in 2016 and 12 last season.

> South Carolina is in its 26th basketball season as a member of the Southeastern Conference. The Gamecocks are 171-265 (.392) all-time in SEC games.

> South Carolina has 23 games missed to injury this season: Hassani Gravett (3/right ankle sprain); Kory Holden (11/hamstring injury); David Beatty (1/elbow injury); Tommy Corchiani (7 games/left knee injury); Justin Minaya (1 game/right ankle sprain).

FRANK MARTIN

> South Carolina head coach Frank Martin is in his sixth season leading the Gamecocks and 11th season overall as a head coach in 2017-18. Martin, the 2017 Jim Phelan National Coach of the Year (CollegeInsider.com), led South Carolina to its first Final Four and a school record 26 wins a season ago. In his 10 seasons as a head coach, Martin has led his teams to at least 21 wins seven times, including a combined 51 wins for the Gamecocks over the course of the 2005-16 and 2016-17 seasons. Martin is a native of Miami, Fla., and a graduate of FIU.

> Prior to his time on the sidelines in the college ranks, Martin spent 15 years in high school coaching in Miami, Fla., including the last seven as a head coach. He

was part of five state championships as an assistant at Miami Senior High School (1985-93), before earning two titles as the program's head coach (1995-98). Highlighting Martin's stint as the head coach of the program were consecutive 30-win seasons and consecutive Florida 6A State Championships in 1996 and 1997, with his 1997 squad earning a 36-1 overall record and ranking No. 4 in the USA Today Top 25 Poll. He also served as the head coach at North Miami Senior High School (1993-95) and one season at Booker T. Washington High School (1999-2000).

SCOUTING THE GAMECOCKS

> South Carolina is 13-10 on the season and 4-6 in SEC contests.

> The Gamecocks are currently in a tie for eighth place in the league standings with Arkansas, Georgia, LSU, Ole Miss and Texas A&M at 4-6 in league games.

> Tuesday's matchup at Arkansas marks two-straight on the road for the Gamecocks beginning with last Saturday's matchup in College Station vs. the Aggies. Carolina returned to Columbia on Saturday evening, before traveling to Fayetteville on Monday for Tuesday's contest vs. the Razorbacks. The two trips combined will be 2,920.54 air miles flown.

> Carolina is in search of its first win since the 77-72 upset win at No. 20 Florida on Jan. 24.

> Two average double-figures for Carolina entering Tuesday's game at Arkansas. Silva's 14.7 points per game are a team high, while Booker adds 11.3 per outing.

> Carolina holds a +5.1 rebound margin over its opponents this season, which ranks tied for fourth in the SEC with Kentucky.

> Nine different Gamecocks scored in Saturday's matchup at Texas A&M, led by Minaya's 16 points off the bench.

> Over the course of the last two games, Gravett has dished 11 assists against just three turnovers.

> Junior guard Kory Holden returned to the court at Texas A&M after missing the previous 11 games due to a hamstring injury suffered in the Dec. 19 game at Clemson. Holden dished two assists and collected three rebounds in nine minutes vs. the Aggies.

> Rookie forward Jason Cudd saw 14 minutes of action vs. A&M, scoring three points and collecting three rebounds.

> Graduate student guard Frank Booker connected on two 3-point baskets vs. the Aggies, marking his 16th game this season with multiple 3-pointers.

SCOUTING THE RAZORBACKS

> Arkansas is 15-8 on the year and 4-6 in SEC contests under seventh-year head coach Mike Anderson.

> The Razorbacks are 11-1 in home games this season and 3-1 in SEC home games.

> Arkansas suffered two losses on the road last week, first an 80-66 decision at A&M and most recently a 94-86 loss at LSU on Saturday.

> Senior guard Jaylen Barford paces three in double-figures for the Razorbacks with 18.6 points per game. He also is one of three on the team with at least 69 assists on the season.

> Senior guard Daryl Macon (17.0) and rookie forward Daniel Gafford (11.0) also average double figures.

STAT COMPARISON

	SC	ARK.	NCAA Rank
Record	13-10	15-8	153/86
Conference Record	4-6	4-6	-
Current Streak	L3	L2	-
Scoring Avg.	70.4	83.2	264/24
Opponent Scoring Avg.	67.4	77.0	63/288
Scoring Margin	+3.0	+6.2	46/255
Field Goal %	.399	.487	343/27
Opponent Field Goal %	.430	.441	133/203
3-Point Field Goal %	.324	.398	297/24
Opponent 3-Point Field Goal %	.342	.360	155/248
3-Point Field Goals Made PG	7.0	7.9	240/147
3-Point Field Goal Attempts PG	21.6	19.9	202/269%
Free Throw %	.691	.667	248/308
Opponent Free Throw %	.705	.708	-
Rebounding Avg.	37.7	34.3	80/242
Opponent Rebounding Avg.	32.6	35.7	-
Rebounding Margin	+5.1	-1.4	46/255
Turnovers Avg.	13.4	11.1	194/25
Opponent Turnover Avg.	15.1	14.5	57/96
Assists Avg.	12.7	15.1	242/91
Blocks Avg.	3.0	4.6	222/41
Steals Avg.	5.5	6.8	259/122

% indicates total attempts

NCAA stats games through Feb. 3

ASSOCIATED PRESS TOP 25

Feb. 5, 2018

Rk.	Team	Record	Pts.
1	Villanova (48)	22-1	1,608
2	Virginia (16)	22-1	1,572
3	Purdue (1)	23-2	1,500
4	Michigan State	22-3	1,407
5	Xavier	21-3	1,350
6	Cincinnati	21-2	1,305
7	Texas Tech	19-4	1,182
8	Auburn	21-2	1,138
9	Duke	19-4	1,075
10	Kansas	18-5	1,015
11	Saint Mary's	23-2	895
12	Gonzaga	21-4	851
13	Arizona	19-5	816
14	Ohio State	20-5	747
15	Tennessee	17-5	739
16	Clemson	19-4	720
17	Oklahoma	16-6	636
18	Rhode Island	19-3	486
19	West Virginia	17-6	457
20	Michigan	19-6	331
21	North Carolina	17-7	304
22	Wichita State	17-5	295
23	Nevada	20-4	205
24	Kentucky	17-6	133
25	Miami	17-5	76

Others receiving votes: Butler 65, Washington 54, Florida State 27, New Mexico State 23, Seton Hall 20, Creighton 18, Arizona State 17, Texas 15, NC State 12, Alabama 8, Middle Tennessee 6, Nebraska 4, Florida 3, Houston 3, TCU 3, Oklahoma State 2, East Tennessee State 1, Vermont 1

Dropped from rankings: Florida 23, Arizona State 25

ESPN/USA TODAY TOP 25

Jan. 29, 2018

Rk.	Team	Record	Pts.
1	Villanova (22)	20-1	765
2	Virginia (8)	20-1	751
3	Purdue (1)	21-2	716
4	Michigan State	20-3	637
5	Duke	18-3	621
6	Xavier	19-3	610
7	Kansas	17-4	601
8	Cincinnati	19-2	593
9	Arizona	18-4	469
10	Texas Tech	17-4	438
11	West Virginia	16-5	408
12	Gonzaga	19-4	358
13	Auburn	19-2	336
14	Saint Mary's	21-2	334
15	Oklahoma	15-5	327
16	Wichita State	17-4	309
17	North Carolina	16-6	268
18	Ohio State	18-5	255
19	Tennessee	15-5	238
20	Clemson	17-4	226
21	Rhode Island	17-3	190
22	Kentucky	16-5	151
23	Arizona State	16-5	94
24	Florida	15-6	86
25	Michigan	17-6	71

Others receiving votes: Creighton 41, Nevada 36, Miami 31, Seton Hall 28, Florida State 27, Louisville 21, Kansas State 19, New Mexico State 7, Boise State 3, Houston 2, Middle Tennessee 2, Louisiana 2, Alabama 1, TCU 1, Virginia Tech 1, USC 1

> Macon's 4.0 assists on the season are a team high and rank seventh in the SEC.

> Gafford's 1.8 blocks per game are a team high and are eighth in the SEC.

> As a team in the SEC stats, Arkansas is second in scoring offense (83.2 ppg), first field in field goal percentage (48.7%) and fifth in assists with 15.1 per game.

> Individually in the stats, Barford is third in scoring (18.6 ppg), Macon is fifth (17.0 ppg), and Barford's 44.8% from 3-point range is an SEC high.

THE SERIES

> Arkansas holds an 18-13 upperhand in the all-time series with the Gamecocks.

> The Razorbacks have won three out of the last five meetings, including an 83-76 win last season in Columbia.

> Carolina is just 4-10 in games played at Bud Walton Arena, but won their last matchup in Fayetteville, 76-61, on March 5, 2016.

> Below is a breakdown of the all-time series and a look at the last 10 meetings between the two schools:

ARKANSAS (13-18)

H: 7-6; A: 4-10; N: 2-2

F. 17, 2010	A	79-92		L
J. 19, 2011	H	81-74 (OT)	W	
F. 11, 2012	A	65-76		L
J. 26, 2013	H	75-54	W	
F. 19, 2014	A	64-71		L
M. 13, 2014	N	71-69	W	
F. 3, 2015	A	55-75		L
M. 5, 2015	H	74-78		L
M. 5, 2016	A	76-61	W	
F. 15, 2017	H	76-83		L

BY THE NUMBERS

1.1 - Graduate student guard Frank Booker's 1.1 steals per game are a team high this season.

3 - Junior forward Chris Silva is just three blocks away from cracking the Gamecock career top-10 in the category.

3.6 - Junior guard Hassani Gravett paces Carolina with 3.6 assists per game this season. He has 12 games this season with at least three assists, and six with five or more, most recently dishing seven assists vs. Mississippi State on Jan. 31.

6 - With eight regular season games remaining, Chris Silva is just six made free throws away from cracking the Gamecock top 10 for a single season.

+6.3 - Carolina holds a +6.3 rebound margin over its opponent in home games this season.

8-5 - South Carolina is 8-5 vs. ranked opponents dating back to the beginning of the 2016-17 campaign.

8+ - South Carolina has posted at least eight made 3-pointers in 12 games this season, most recently posting 11 vs. No. 20 Florida on Jan. 24.

10+ - Chris Silva has six games with at least 10 rebounds this season. Last season, the Libreville, Gabon, native also had six double-digit rebound performances, including a career high 13 rebounds in the Final Four matchup vs. Gonzaga.

23 - The Gamecocks forced 23 UTEP turnovers on Dec. 17, marking the most turnovers in a game by a Carolina opponent since Alabama had 24 turnovers in the 4OT contest last season at Colonial Life Arena (Feb. 7, 2017).

35 - Junior forward Chris Silva played a career high 35 minutes in the Dec. 9 win vs. Coastal Carolina, and matched that with 35 minutes in the win at Georgia on Jan. 13 and again in the upset win over No. 18 Kentucky on Jan. 16.

CAROLINA BENCH PRODUCTION

SC HIGH			
GAME	SC-OPP	DIFF. BENCH	SCORER
at Wofford	28-5	+23	Haase/Myers, 10
West. Michigan	24-12	+12	Beatty/Haase, 7
vs. Illinois State	19-33	-14	Beatty, 7
vs. UTEP	24-12	+12	Holden, 11
vs. West. Mich.	30-22	+8	Myers, 14
at FIU	4-11	-7	Haase, 4
vs. Temple	21-25	-4	Beatty, 13
UMass	14-20	-6	Haase, 11
Wyoming	19-15	+4	Haase, 17
Coastal Carolina	18-33	-15	Haase, 7
at Clemson	25-4	+21	Myers, 10
Limestone	30-18	+12	Haase/Myers, 5
at Ole Miss	18-28	-10	Beatty/Haase, 9
Missouri	18-19	-1	Beatty/Haase, 6
Vanderbilt	13-26	-13	Hinson, 6
at Alabama	16-35	-19	Gravett, 7
at Georgia	32-20	+12	Booker, 17
#18/16 Kentucky	21-14	+7	Booker, 18
#21/21 Tennessee	17-39	-22	Booker, 10
at No. 20/22 Florida	14-25	-11	Booker, 7
No. 14/14 Texas Tech	24-16	+8	Haase, 11
Miss. State	15-22	-7	Beatty, 6
at Texas A&M	32-26	+6	Minaya, 16
at Arkansas			
Florida			
at Tennessee			
Auburn			
Georgia			
at Miss. State			
LSU			
at Auburn			

SPECIALTY STATS

(PP) points in paint; (OT) points off turnovers; (2nd) second chance points; (FB) fast break points

(South Carolina-Opponent)

GAME	PP	OT	2ND	FB
at Wofford	20-14	13-14	9-8	0-0
West. Michigan	32-30	16-13	13-8	11-10
vs. Illinois State	16-22	20-13	12-3	5-6
vs. UTEP	28-20	26-15	14-4	13-2
vs. West. Mich.	36-20	28-6	14-5	11-5
at FIU	42-30	25-18	12-4	13-11
vs. Temple	26-38	20-18	9-10	2-9
UMass	36-24	21-15	9-6	12-12
Wyoming	28-20	24-12	15-7	8-9
Coastal Carolina	24-28	11-16	10-14	2-7
at Clemson	28-16	15-16	11-10	2-4
Limestone	34-8	16-12	14-3	8-2
at Ole Miss	22-20	7-16	11-2	7-4
Missouri	28-16	6-17	12-10	4-11
Vanderbilt	32-20	16-15	8-5	0-5
at Alabama	20-44	17-14	3-12	4-8
at Georgia	12-16	9-6	14-10	0-2
#18/16 Kentucky	32-34	15-16	12-11	13-4
#21/21 Tennessee	16-32	18-19	8-9	4-9
at No. 20/22 Florida	20-28	19-7	8-15	2-10
No. 14/14 Texas Tech	22-24	10-14	17-14	0-4
Miss. State	26-38	21-13	12-9	8-10
at Texas A&M	18-40	17-19	17-10	4-17
at Arkansas				
Florida				
at Tennessee				
Auburn				
Georgia				
at Miss. State				
LSU				
at Auburn				
SC Total	598	390	264	133
SC Average	26.0	16.9	11.5	5.8
Opp Total	586	324	189	161
Opp Average	25.5	14.1	8.2	7.0

UNIVERSITY INFORMATION

Location..... Columbia, S.C.
 Founded..... 1801
 Enrollment..... 34,099
 Nickname..... Gamecocks
 Colors Garnet (PMS 202) and Black
 National Affiliation NCAA Division I
 Conference..... Southeastern (SEC)
 Athletics Web Address www.GamecocksOnline.com
 University Web Address..... www.sc.edu
 President Dr. Harris Pastides
 NCAA Representative Dr. Valinda Littlefield
 Athletics Director Ray Tanner
 Basketball Administrator/Exec. Assoc. AD Jeff Crane

BASKETBALL STAFF/INFORMATION

Head Coach Frank Martin
 Alma Mater Florida International, '93
 Record At South Carolina/Seasons 109-84 (.564), 6th seasons
 Overall Record/Seasons 226-138 (.620), 11th seasons
 Assistant Coach Perry Clark (Gettysburg, '74)
 Assistant Coach Chuck Martin (Monmouth, '93)
 Assistant Coach Bruce Shingler (St. Augustine's College, '05)
 Director of Basketball Operations Andy Assaley (Cincinnati, '96)
 Strength & Conditioning Coach..... Scott Greenawalt (Muskingum College, '98)
 Athletic Trainer Mark Rodger (Buffalo, '01)
 Video Coordinator Jay Gibbons (Clayton State, '03)
 Student-Athlete Development Doug Edwards (Florida State, '07)
 Special Assistant to the Head Coach..... Jarett Gerald (South Carolina, '11)
 Director of Social Media..... Dushawn Davis (Coastal Carolina, '11)
 Administrative Assistant John Reynolds (The Citadel, '11)
 Graduate Assistant Manager..... Brian Steele (South Carolina '16)
 Student Assistant Coach TeMarcus Blanton
 Student Assistant Coach Justin McKie (South Carolina '17)
 Dir. Athl. Comm./PR - MBB Emily Miles (Ball State, '03)
 Home Arena..... Colonial Life Arena
 Capacity..... 18,000
 Arena General Manager..... Sid Kenyon
 Press Row Phone Number 803-777-6182

BASKETBALL HISTORY

First Year of Basketball..... 1908
 All-Time Record..... 1,406-1,233-1 (.533)
 Overall Postseason Record..... 30-20 (.600)
 NCAA Tournament Appearances..... 9 (1971, 1972, 1973, 1974, 1989, 1997, 1998, 2004, 2017)
 NCAA Tournament Record..... 8-10
 Last NCAA Tournament Appearance..... 2017, Final Four, 77-73 L to Gonzaga
 NIT Appearances 12 (1969, 1975, 1978, 1983, 1991, 1996, 2001, 2002, 2005, 2006, 2009, 2016)
 NIT Record 22-10
 Last NIT Appearance 2016, L vs. Georgia Tech, 83-66
 Conference Championships/Titles..... SoCon Regular Season (1927, 1933, 1934, 1945); SoCon Tournament Champion (1933); ACC Regular Season (1970); ...ACC Champion (1971); SEC Regular Season (1997); SEC East Division Co-Champions (2009)

TEAM INFORMATION

2016-17 Record 26-11
 Southeastern Conference Record/Finish 12-6/t-3rd
 SEC Tournament Record 0-1
 Postseason NCAA Final Four
 Letterwinners Returning/Lost..... 7/8
 Starters Returning/Lost 2/3
 *based on final game starters from 2016-17 season
 Newcomers 7
 Roster Breakdown 2 graduate, 0 seniors, 3 juniors,
 5 sophomores, 5 freshmen



SOUTHEASTERN CONFERENCE STANDINGS

As of Feb. 5

Team	Conference	Overall
Auburn	9-1	21-2
Tennessee	7-3	17-5
Alabama	6-4	15-8
Florida	6-4	15-8
Kentucky	6-4	17-6
Mississippi State	5-5	17-6
Missouri	5-5	15-8
Arkansas	4-6	15-8
Georgia	4-6	13-9
LSU	4-6	13-9
Ole Miss	4-6	11-12
South Carolina	4-6	13-10
Texas A&M	4-6	15-8
Vanderbilt	2-8	8-15

COACHES TELECONFERENCE

The SEC men's basketball coaches teleconference begins January 8 and runs through March 12. Media representatives wishing to participate in the teleconference should contact the SEC Communications Department for further details. Each coach will appear on the teleconference for seven minutes. All SEC basketball teleconferences can be listened to on the internet at www.secsports.com shortly after the conclusion of the teleconference.

ORDER OF APPEARANCE

(All Times Eastern)

11:00 a.m. Bryce Drew, Vanderbilt
 11:07 a.m. Mike White, Florida
11:14 a.m. Frank Martin, South Carolina
 11:21 a.m. Mark Fox, Georgia
 11:28 a.m. Will Wade, LSU
 11:35 a.m. John Calipari, Kentucky
 11:42 a.m. Rick Barnes, Tennessee
 11:49 a.m. Mike Anderson, Arkansas
 11:56 a.m. Avery Johnson, Alabama
 12:03 a.m. Bruce Pearl, Auburn
 12:10 a.m. Andy Kennedy, Ole Miss
 12:17 a.m. Ben Howland, Miss. State
 12:24 a.m. Cuonzo Martin, Missouri
 12:31 a.m. Billy Kennedy, Texas A&M

In addition, the SEC men's basketball teams who make it to postseason will be on a teleconference on Monday, March 12 beginning at 10:00 a.m. CT.

INTERVIEW POLICIES

All interview requests must be made in advance to SID Emily Miles in the South Carolina Athletics Communications and Public Relations Department. Beginning with the start of practice in October, Miles will release a weekly coach and student-athlete availability schedule to media.

Post-Game Interview Policy: After each home game, the visiting coach will address the media first, followed by South Carolina student-athletes then South Carolina head coach Frank Martin. (Depending on deadline, this may be altered on a game-by-game basis).

Road Interview Policy: Interviews with Coach Martin and Gamecock student-athletes while on the road will be scheduled according to the home post-game media procedure.

All interviews are to be coordinated through the Communications and Public Relations Department. This allows the staff to arrange the interview when it best suits the student-athlete's and the reporter's schedules. Please contact the Communications and Public Relations Department in advance to make your interview requests. Media are not permitted to contact student-athletes on their own at any time.

All interviews will take place at the designated media interview site for that day as listed in the weekly availability schedule or in the Communications and Public Relations Department.

Dormitory, apartment and cell phone numbers for student-athletes will not be provided to the media. Should you need to conduct a telephone interview with a student-athlete, a call will be placed to you from the student-athlete at a mutually agreeable time.

SOUTH CAROLINA COMMUNICATIONS & PR

EMILY MILES, PRIMARY CONTACT DIRECTOR

cell: 803-727-3284

e-mail: efeeny@mailbox.sc.edu

Twitter: @EmilyMiles_SID

Website: www.GamecocksOnline.com

Facebook: www.Facebook.com/GamecockMBB

Twitter: @GamecockMBB

Instagram: @GamecockMBB

42 - South Carolina tallied a season high 42 points in the paint in the win at FIU on Nov. 27, paced by Chris Silva's then-career high 26 points. The Gamecocks currently average 26.4 points in the paint per game.

54 - Grad transfer guard Frank Booker has 54 3s on the year, which is a team high. He has hit at least three 3s in 11 games this season and is averaging 40.3 percent from beyond the arc.

70+ - South Carolina is 12-1 this season when scoring 70 or more points. Since the beginning of the 2016-17 campaign, the Gamecocks are 29-5 when scoring 70 or more. **72** - Junior Kory Holden is just 72 points away from reaching 1,000 for his career. He tallied 892 points in just two seasons at Delaware.

UP NEXT

> South Carolina returns to Colonial Life Arena on Saturday to host Florida in a Noon matchup on CBS. The Gamecocks posted a 77-72 victory over the Gators in the first matchup between the two schools this season on Jan. 24 in Gainesville. Carter Blackburn (play-by-play) and Jim Spanarkel (analyst), who had the call for Carolina's Elite Eight win over the Gators, will handle broadcast duties on Saturday.

CAROLINA TRENDS UNDER MARTIN

Gamecock trends under Frank Martin ...

> South Carolina is 71-43 when posting at least six made 3s in a game.

- South Carolina posted 11 3s in the upset win at No. 20 Florida on Jan. 24.

> South Carolina is 84-32 when scoring more points in the paint than its opponent.

- The Gamecocks out-scored Limestone 34-8 in points in the paint in the Dec. 27 win.

> South Carolina is 90-38 when holding its opponents to under 45 percent from the field.

- South Carolina held Georgia to just 35.3% (18-51) in the win in Athens on Jan. 13.

> South Carolina is 87-35 when out-rebounding its opponent.

- South Carolina out-rebounded Vanderbilt 41-34 on Jan. 6.

TEXAS TECH GAME NOTES

> Chris Silva finished with a team-high 16 points in 29 minutes of work. The junior big man has now scored 10 or more points in 16 games during the 2017-18 season.

> The freshmen duo of Justin Minaya (11) and Felipe Haase (11) combined for 22 points. Haase played just 11 minutes, but was 4-for-5 from the field.

> Graduate transfer guard Frank Booker knocked down a trio of 3s, marking his 10th game this season with three or makes from behind the arc.

> The Gamecocks continue to excel on the offensive glass, as they finished with 14 offensive rebounds this afternoon. Carolina has 10 or more offensive boards in 19 of the team's 21 games this season.

MISSISSIPPI STATE GAME NOTES

> Tonight marks South Carolina's first loss of the season when scoring 70-plus points. The Gamecocks were previously 12-0 when scoring 70 or more.

> The Gamecocks gave up 80 or more points for the first time in the 2017-18 campaign Wednesday night.

> Frank Booker dropped a career-high 25 points, thanks to five 3s. The graduate transfer guard, who has spent time at Oklahoma and FIU, was 8-for-12 from the field. His eight field goals were also a new career high.

> Junior big man Chris Silva finished with 18 points. He was 10-for-13 at the free throw line, marking his fourth game of the season with double-digit makes at the foul line. Silva has made eight or more free throws 11 times this season.

> Redshirt junior guard Hassani Gravett dished out seven assists, his most since he had seven in the team's road win at FIU (Nov. 27). The Villa Rica, Ga., native, had just one turnover in 24 minutes.

TEXAS A&M GAME NOTES

> Carolina gave up a season-high 83 points. Texas A&M is just the second team to score 80 or more versus the Gamecocks this season (Mississippi State, 81).

> Freshman wing Justin Minaya played 32 minutes after missing his first career game on Wednesday night versus Mississippi State with an ankle injury. He led Carolina with 16 points today and also pulled down seven rebounds, one shy of a career high.

> Junior forward Chris Silva was the only other Gamecock in double figures with 12. He led the team with eight rebounds and two blocks.

SILVA NAMED TO SEC COACHES PRESEASON ALL-SEC SECOND TEAM

> Junior forward Chris Silva was named to the SEC Coaches Preseason All-SEC Second Team, the conference office announced on Nov. 10 ahead of the official start of the 2017-18 campaign. Silva is Carolina's top returning scorer (10.2), rebounder (6.1) and shot blocker (1.4) and a veteran leader of this year's squad. Silva posted 21 double-figure scoring games last season with five double-doubles, including in South Carolina's Final Four matchup versus Gonzaga when he scored 13 points and pulled down a career-high 13 rebounds. In league play in 2017, Silva averaged 10.6 points and 5.0 rebounds per outing, while hitting 54.7 percent from the field.

FUN FACT

> Did you know? Gamecock players combine to speak nine different languages, below is a breakdown:

Famouke Doumbia: English, French, Bambara, Malinké

Silva: English, French, Portuguese

Kotsar: English, Estonian

Gueye: English, Wolof, French

Booker: English, Icelandic

Haase: English, Spanish

COACHES VS. CANCER 3-POINT CHALLENGE

> Frank Martin and the Gamecock men's basketball team has joined forces with the NABC and the American Cancer Society for the Coaches vs. Cancer 3-Point Challenge, which will take place during the month of February. During the month, every 3-pointer the Gamecocks make will help raise money to beat cancer. The 3-Point Challenge is a nationwide program that unites basketball teams and their fans for a common cause -- ending cancer. Fans can join the 3-Point Challenge and help beat cancer on the court by pledging a donation for every 3-pointer the Gamecocks make in February by visiting <http://www.pledgeit.org/cvc18-south-carolina>. During the month, Gamecock fans can keep up with the leaderboard at www.3pointchallenge.org



BOWEN SIGNS WITH GAMECOCKS

South Carolina head coach Frank Martin announced on Jan. 10 that Brian Bowen (F -- 6-7 -- 195 -- La Porte, Ind./La Lumiere School/Louisville) has enrolled at the University and has joined the Gamecock men's basketball team. Based on NCAA transfer rules, Bowen will have to sit for two semesters before being eligible to play.

Below is a brief bio on Bowen, and a quote from Martin:

- Consensus five-star recruit
- 2017 McDonald's High School All-American
- Ranked 14th in the ESPN 100 for the Class of 2017, 19th by 247sports.com and 21st nationally according to Rivals
- Averaged 21 points and seven rebounds per game during senior season
- Named the 2017 Gatorade State Player of the Year in Indiana
- Helped La Lumiere capture the Dick's Sporting Goods National Tournament title as a senior, scoring 15 points in the title-game victory
- Named 2017 Jordan Brand Classic MVP (East), after scoring 26 points, hitting 10-of-13 shots overall, including a 6-of-7 mark from beyond the arc, in just 20 minutes of action
- Transferred to La Lumiere following sophomore season from Arthur Hill High School in Saginaw, Mich.
- At Arthur Hill, averaged 19 points, 14 rebounds and four assists per game leading his squad to the Class A state championship game

Martin on Bowen: "Brian is an exceptional young man and a basketball player with a very high IQ for the game. He brings a high-level skill set to the court and will make an immediate impact on our team with him joining us on the practice courts this week. He is a strong, athletic small forward, who can really shoot the ball and rebound."

Brian deserves a fresh start and I would like to thank our University administration, President Pastides, our Board of Trustees and Ray Tanner for their hard work and guidance in helping Brian become a member of our Gamecock family."

"What better coach is there to help Brian grow as a student-athlete and more importantly as a young man than Frank Martin and his staff," South Carolina Athletics Director Ray Tanner said. "Over the coming months, we will work diligently with the NCAA through our compliance office to ensure that Brian is eligible for competition."

Bowen, who signed with Louisville in summer 2017, spent the fall semester enrolled at the school but did not play.

LAST SEASON VS. ARKANSAS

GAME 26 - ARKANSAS 83, 21/19 CAROLINA 76 FEB. 15, 2017/COLONIAL LIFE ARENA

COLUMBIA, S.C. - No. 21/19 South Carolina's (20-6, 10-3 SEC) comeback fell short at home Wednesday night, as the team suffered an 83-76 loss to Arkansas (19-7, 8-5 SEC). Senior Sindarius Thornwell had 25-plus for the third straight game, finishing with 27 points to lead all scorers. He went 10-for-19 from the field, setting a new career high with his 10 made field goals.

The Gamecocks attacked the hoop early, scoring 10 of their first 14 points in the paint en route to building a 14-9 lead at the first media timeout with 15:14 to go. Carolina started 6-for-9 from the field (67 percent). The lead grew to 19-5 with 14:18 left after a quick 5-0 run was capped by a steal and dunk by senior Duane Notice.

Arkansas responded with an 8-0 run to cut the lead to 19-13 at the next media timeout with 11:38 on the clock. The Razorbacks extended the run to 15-0 after a transition 3-pointer by Daryl Macon. The 3-point basket gave the Razorbacks their first lead of the game 20-19, forcing Frank Martin to take a timeout with 9:20 to go.

Thornwell scored with 8:33 left to snap a nearly six-minute scoring drought for the Gamecocks. Arkansas responded on the ensuing possession to take a 22-21 lead with 7:49 left at the under-eight media timeout.

A 3 by Jaylen Barford, his 13th point of the half, extended the Razorbacks' run to 20-2, giving them a 28-21 lead with 6:25 left in the half. Arkansas scored on the next possession to open its biggest lead of the game 30-21. Carolina responded with an 8-0 run to make it 30-29, as Thornwell scored through contact just before the under four media timeout with 3:36 on the clock. The Lancaster, S.C., native, completed the and-1, sinking the free throw out of the timeout to tie the game 30-30.

The Razorbacks closed the opening half on a 9-2 run to take a 39-32 lead at half-time. They shot 56 percent (15-for-27) to start the game, led by Barford's 17 first-half points. Thornwell led the way with 12 at the break for the Gamecocks. Sophomore PJ Dozier had seven and Notice had six points, as Carolina shot 37 percent (13-for-25) from the field in the opening half.

Arkansas' hot shooting continued in the second half as they started 4-for-6 (67 percent) and led 49-41 at the first media timeout with 15:46 to go. Senior Justin McKie knocked down a big 3 from the corner that got the crowd back into it. The long-ball brought Carolina within five, 55-50, with 12:26 on the clock, forcing Anderson to take a timeout. Thornwell then blocked a shot on the next possession that deflected to Notice. He found Thornwell up ahead in transition, leading to a monster dunk that pulled the Gamecocks within three, 55-52, at the under 12 media timeout with 11:42 remaining in the game.

Carolina cut it to one, but the Razorbacks went up by seven, 64-57, at the under eight media timeout with 7:43 remaining in the game. The teams then exchanged makes back-and-forth the next few minutes. Notice drew contact in the lane and scored to make it 73-68 at the final media timeout with 3:57 left. He made the free throw to pull the Gamecocks within four, 73-69.

Thornwell willed Carolina within two, but the lead went back to four as Martin took a timeout with 2:25 to go. Freshman guard Rakym Felder brought Colonial Life Arena to its feet right out of the timeout with a deep 3 in front of the Gamecocks' bench to make it 75-74 with 2:19 left. The Razorbacks pulled back ahead by three, but sophomore PJ Dozier was able to cut through the defense to pull Carolina within one again, 77-76, with 1:03 left.

Arkansas scored with 29 seconds left as the shot clock expired to go up three. They then finished 4-for-4 at the free throw line to seal the win. Silva matched a career-high with 16 points. Notice finished with 14 to round out the Gamecocks in double figures.

GAME 26



Official Basketball Box Score - Game Totals - Final Statistics
Arkansas vs South Carolina
2/15/17 6:30 p.m. ET at Columbia, S.C. (Colonial Life Arena)

Arkansas 83 • 19-7, 8-5 SEC

#	Player	Total		3-Ptr		Rebounds		PF	TP	A	TO	Blk	Stl	Min
		FG	FGA	FG	FGA	FT	FTA							
02	Bailey, Adrio	f	0-1	0-0	0-0	0	0	0	0	0	0	0	1	6
33	Kingsley, Moses	f	5-9	0-0	6-7	2	5	7	1	16	1	0	4	29
00	Barford, Jaylen	g	9-17	2-4	3-3	2	3	5	4	23	1	6	0	32
03	Hannahs, Dusty	g	8-14	4-7	0-0	0	2	2	2	20	1	2	0	34
21	Watkins, Manuale	g	3-4	0-0	0-0	2	2	4	3	6	3	1	1	27
01	Thompson, Trey		1-1	0-0	1-2	1	2	3	1	3	3	1	0	2
04	Macon, Daryl		3-6	1-2	6-6	0	1	1	1	13	1	0	0	2
05	Cook, Arlando		0-0	0-0	0-0	0	0	0	2	0	0	0	0	2
13	Thomas, Dustin		1-4	0-1	0-0	1	3	4	5	2	2	2	1	26
31	Beard, Anton		0-0	0-0	0-0	1	0	1	0	0	0	1	0	5
	Team					1	4	5						
Totals		30-56	7-14	16-18	10	22	32	19	83	12	13	6	6	200

FG % 1st Half: 15-27 55.6% 2nd half: 15-29 51.7% Game: 30-56 53.6% Deadball
3FG % 1st Half: 5-7 71.4% 2nd half: 2-7 28.6% Game: 7-14 50.0% Rebounds
FT % 1st Half: 4-4 100.0 2nd half: 12-14 85.7% Game: 16-18 88.9% 1,1

South Carolina 76 • 20-6, 10-3 SEC

#	Player	Total		3-Ptr		Rebounds		PF	TP	A	TO	Blk	Stl	Min
		FG	FGA	FG	FGA	FT	FTA							
21	KOTSAR, Maik	f	1-2	0-0	0-0	3	3	6	3	2	2	1	2	32
30	SILVA, Chris	f	6-9	0-0	4-6	3	5	8	5	16	0	2	0	18
00	THORNWELL, Sindarius	g	10-19	2-4	5-5	4	0	4	0	27	3	1	2	35
10	NOTICE, Duane	g	5-10	1-5	3-4	1	2	3	2	14	2	1	0	35
15	DOZIER, PJ	g	4-12	1-5	0-0	0	3	3	4	9	6	4	0	24
02	GRAVETT, Hassani		0-3	0-2	0-0	0	1	1	1	0	2	0	0	14
04	FELDER, Rakym		1-4	1-3	2-2	0	1	1	2	5	0	2	0	14
05	BLANTON, TeMarcus		0-1	0-0	0-0	0	0	0	0	0	0	0	0	6
12	GUEYE, Khadim		0-1	0-0	0-0	1	0	1	1	0	0	0	0	7
20	MCKIE, Justin		1-4	1-3	0-0	0	0	0	0	3	0	0	0	13
24	KEITA, Sedee		0-0	0-0	0-0	0	0	0	0	0	1	0	0	2
	Team					2	0	2						
Totals		28-65	6-22	14-17	14	15	29	18	76	15	12	4	3	200

FG % 1st Half: 13-35 37.1% 2nd half: 15-30 50.0% Game: 28-65 43.1% Deadball
3FG % 1st Half: 2-11 18.2% 2nd half: 4-11 36.4% Game: 6-22 27.3% Rebounds
FT % 1st Half: 4-5 66.7% 2nd half: 10-11 90.9% Game: 14-17 82.4% 3,2

Officials: Karl Hess, Sean Casey, Dough Simmons
Technical fouls: Arkansas-None. South Carolina-None.
Attendance: 13001

Score by periods	1st	2nd	Total
Arkansas	39	44	83
South Carolina	32	44	76

	In	Off	2nd	Fast
Points	Paint	T/O	Chance	Break
AR	34	13	8	6
SC	44	16	13	13

Last FG - AR 2nd-00:29, SC 2nd-01:03.
Largest lead - AR by 12 2nd-18:52, SC by 14 1st-14:18.
AR led for 29:04, SC led for 09:42, Game was tied for 01:14.

Score tied - 2 times.
Lead changed - 5 times.

2017-18 SOUTH CAROLINA MEN'S BASKETBALL ROSTER

ROSTER BREAKDOWN

Returning Starters (2)

Maik Kotsar

Chris Silva

**based on final game of 2016-17 season*

Returning Letterwinners (7)

Tommy Corchiani

Hassani Gravett

Khadim Gueye

Evan Hinson

Maik Kotsar

Christian Schmitt

Chris Silva

Guards (8)

David Beatty

Frank Booker

Tommy Corchiani

Hassani Gravett

Evan Hinson

Kory Holden

Wesley Myers

Christian Schmitt

Forwards (7)

Jason Cudd

Ibrahim Famouke Doumbia

Khadim Gueye

Felipe Haase

Maik Kotsar

Justin Minaya

Chris Silva

By Height

Christian Schmitt (5-11)

Kory Holden (6-1)

Wesley Myers (6-1)

David Beatty (6-2)

Hassani Gravett (6-2)

Frank Booker (6-3)

Tommy Corchiani (6-3)

Evan Hinson (6-4)

Justin Minaya (6-5)

Ibrahim Famouke Doumbia (6-6)

Felipe Haase (6-9)

Chris Silva (6-9)

Maik Kotsar (6-10)

Khadim Gueye (7-0)

Jason Cudd (7-1)

Alphabetical Roster

No.	Name	Pos.	Ht.	Wt.	Cl.	Exp.	Hometown/High/Last School
0	David Beatty	G	6-2	205	FR	HS	Philadelphia, Pa./Imhotep Institute Charter High School
5	Frank Booker	G	6-3	208	GR	3VL/TR	Augusta, Ga./Westside/Oklahoma/FAU
20	Tommy Corchiani	G	6-3	180	SO	1VL	Raleigh, N.C./Ravenscroft High School
33	Jason Cudd	F	7-1	255	FR	HS	Myrtle Beach, S.C./Socastee
14	Ibrahim Famouke Doumbia	F	6-6	205	FR	HS	Bamako, Mali/Miami Country Day School
2	Hassani Gravett	G	6-2	187	R-JR	1VL/TR	Villa Rica, Ga./Alexander/Pensacola State College
12	Khadim Gueye	F	7-0	248	SO	1VL	Dakar, Senegal/Victory Rock Prep (Bradenton, Fla.)
13	Felipe Haase	F	6-9	249	FR	HS	Osorno, Chile/Miami (Fla.) Christian School
23	Evan Hinson	G	6-4	240	SO	1VL	Deltona, Fla./Deltona
1	Kory Holden	G	6-1	197	R-JR	2VL/TR	Salisbury, Md./J.M. Bennett/Delaware
21	Maik Kotsar	F	6-10	260	SO	1VL	Tallinn, Estonia/Sunrise Christian Academy (Wichita, Kan.)
10	Justin Minaya	F	6-5	210	FR	HS	Harrington Park, N.J./Northern Valley at Old Tappan
15	Wesley Myers	G	6-1	193	GR	3VL/TR	Brooklyn, N.Y./Boys and Girls High School/Niagara/Maine
25	Christian Schmitt	G	5-11	180	SO	1VL	Mars, Pa./Mars Area
30	Chris Silva	F	6-9	223	JR	2VL	Libreville, Gabon/Roselle (N.J.) Catholic

Numerical Roster

No.	Name	Pos.	Ht.	Wt.	Cl.	Exp.	Hometown/High/Last School
0	David Beatty	G	6-2	205	FR	HS	Philadelphia, Pa./Imhotep Institute Charter High School
1	Kory Holden	G	6-1	197	R-JR	2VL/TR	Salisbury, Md./J.M. Bennett/Delaware
2	Hassani Gravett	G	6-2	187	R-JR	1VL/TR	Villa Rica, Ga./Alexander/Pensacola State College
5	Frank Booker	G	6-3	208	GR	3VL/TR	Augusta, Ga./Westside/Oklahoma/FAU
10	Justin Minaya	F	6-5	210	FR	HS	Harrington Park, N.J./Northern Valley at Old Tappan
12	Khadim Gueye	F	7-0	248	SO	1VL	Dakar, Senegal/Victory Rock Prep (Bradenton, Fla.)
13	Felipe Haase	F	6-9	249	FR	HS	Osorno, Chile/Miami (Fla.) Christian School
14	Ibrahim Famouke Doumbia	F	6-6	205	FR	HS	Bamako, Mali/Miami Country Day School
15	Wesley Myers	G	6-1	193	GR	3VL/TR	Brooklyn, N.Y./Boys and Girls High School/Niagara/Maine
20	Tommy Corchiani	G	6-3	180	SO	1VL	Raleigh, N.C./Ravenscroft High School
21	Maik Kotsar	F	6-10	260	SO	1VL	Tallinn, Estonia/Sunrise Christian Academy (Wichita, Kan.)
23	Evan Hinson	G	6-4	240	SO	1VL	Deltona, Fla./Deltona
25	Christian Schmitt	G	5-11	180	SO	1VL	Mars, Pa./Mars Area
30	Chris Silva	F	6-9	223	JR	2VL	Libreville, Gabon/Roselle (N.J.) Catholic
33	Jason Cudd	F	7-1	255	FR	HS	Myrtle Beach, S.C./Socastee

Head Coach: Frank Martin (Florida International, '93)

Assistant Coach: Perry Clark (Gettysburg, '74)

Assistant Coach: Chuck Martin (Monmouth, '93)

Assistant Coach: Bruce Shingler (St. Augustine's College, '05)

Director of Basketball Operations: Andy Assaley (Cincinnati, '96)

Strength & Conditioning Coach: Scott Greenawalt (Muskingum College, '98)

Athletic Trainer: Mark Rodger (Buffalo, '01)

Video Coordinator: Jay Gibbons (Clayton State, '03)

Student-Athlete Development: Doug Edwards (Florida State, '07)

Special Assistant to the Head Coach: Jarett Gerald (South Carolina, '11)

Director of Social Media: Dushawn Davis (Coastal Carolina, '11)

Administrative Assistant: John Reynolds (The Citadel, '11)

Graduate Student Manager: Brian Steele (South Carolina, '16)

Student Assistant Coach: TeMarcus Blanton

Student Assistant Coach: Justin McKie (South Carolina, '17)

Director of Athletics Communications and Public Relations: Emily Miles (Ball State, '03)

TOP RETURNING ...

Scorer.....	Silva, 10.2 ppg
Rebounder	Silva, 6.1 rpg
Assist Maker.....	Gravett, 1.4 apg
FG Shooter *.....	Silva, 52.4% (122-233)
3-Point FG Shooter \$.....	Gravett 21.7% (15-69)
FT Shooter \$.....	Silva, 74.9% (134-179)
Shot Blocker.....	Silva, 1.4 bpg
Steal Maker	Kotsar, 0.7 spg

PRONUNCIATION GUIDE

HA-deem Gaye
Mike Coat-sar
Fa-leep-ay Haas-ay
E-BRAH-heem Fa-MOO-kay DOOM-bia



HEAD COACH FRANK MARTIN

HEAD COACH | 11TH SEASON OVERALL | 226-138 (.620) | SIXTH SEASON AT SOUTH CAROLINA | 109-84 (.564)

THE MARTIN FILE

COACHING

Experience

33rd year

College Experience

18th season

College Head Coach Experience

11th season

Hire Date At Carolina

March 27, 2012

PERSONAL

Hometown

Miami, Fla.

Alma Mater

Florida International, 1993 (B.A. Physical Ed.)

Family

Wife, Anya

Children, Brandon, Amalia and Christian

COACHING RESUME

High School

Miami Senior High, 1985-93

Varsity Boys' Assistant Coach

Junior Varsity Boys' Head Coach

North Miami High, Head Coach, 1993-95

Miami Senior High, Head Coach, 1995-98

B.T. Washington High, Head Coach, 1999-2000

College Assistant Coach

Northeastern, 2000-04

Cincinnati, 2004-06

Kansas State, 2006-07

College Head Coach

Kansas State, 2007-12

South Carolina, 2012-present

Frank Martin was named the head men's basketball coach at the University of South Carolina on March 27, 2012, becoming the 32nd head coach in the history of the South Carolina program, which enters its 110th season as a varsity sport in 2017-18. Martin owns a 213-128 (.624) overall record as a head coach, entering his 11th season overall, and a 96-74 (.564) record entering his sixth season at South Carolina. Martin was named the 2017 Jim Phelan National Coach of the Year after leading the Gamecocks to the best season in school history during the 2016-17 campaign, as the squad advanced to the program's first Final Four and recorded a school record 26 wins.

Since his appointment as head coach in Columbia, Martin, 51, and his wife Anya, have become fixtures in the community. He has spoken at numerous events, including Gamecock Club chapter events, numerous community council and rotary club events, coaching clinics, the Fathers and Families Decades of Dads event and the Heroes in Blue Knight of Honor Gala, among others. Martin has also been honored with several community awards, including being named a 2016 Fatherhood Champion at the Palmetto State Fatherhood Awards Breakfast and Fundraiser.

The Martin's have hosted the "B-Ball of the South," an event in conjunction with the National Association of Basketball Coaches (NABC), and the American Cancer Society, benefitting "Coaches vs. Cancer," during their time at Carolina. The first "B-Ball of the South," held in May 2013, raised \$140,000 from charitable donations and a live auction to benefit the "Coaches vs. Cancer" initiative. Year two saw continued success, as the Kentucky Derby themed event raised \$129,470 and year three saw the event raise \$145,735. For his outstanding efforts for the "Coaches vs. Cancer" initiative, Martin was honored with the 2016 Champion Award from the organization at the 2016 Final Four in Houston.

The 2016-17 campaign would go on to be the best season in school history, as the Gamecocks set a school record with 26

wins, advanced to the NCAA Tournament for the first time since 2004, posted the first program win in the NCAA Tournament since 1973, and advanced to the school's first-ever Final Four, falling by just four points, 77-73, to Gonzaga in the national semifinals in Phoenix. South Carolina captured back-to-back 20-win seasons for the first time since a string of three-straight 20-win campaigns from 2003-2006, and the Gamecocks posted double-digit league victories for just the fifth time since joining the SEC in 1992.

South Carolina was ranked in the AP poll for nine weeks and in the coaches poll for 10 weeks during the regular season, and the Gamecocks were ranked No. 6 in the final USA Today Coaches Poll following the Final Four run. Carolina rose to as high as 16th in the AP Poll, which was its highest rank since the Gamecocks were ranked 14th in the final poll of the 1997-98 season.

After the magical season, it would be announced that school records for total attendance and average attendance were set at Colonial Life Arena during the 2016-17 season. Nationally, the Gamecocks ranked 15th in total attendance, as 241,126 fans saw Carolina in action at home during the season, an average of 13,396 fans per game, which ranked 21st nationally.

Prior to his appointment in Columbia, Martin spent the previous five seasons as the head coach at Kansas State University, leading the Wildcats to the NCAA Tournament four times, including a trip to the Elite Eight, during the 2009-10 campaign when the squad won a school record 29 contests. Martin's Wildcats won at least 21 games in each of his five seasons at the helm, as the program compiled a record of 117-54 (.684) under his direction.

A native of Miami, Fla., Martin earned his bachelor's degree in physical education from Florida International in 1993. He and his wife, Anya, have three children, Brandon, Amalia and Christian.

MARTIN'S CAREER RECORD, YEAR-BY-YEAR

YEAR	RECORD	CONFERENCE (FINISH)	POSTSEASON
2007-08	21-12	10-6 (3rd)	1-1; NCAA Tournament 2nd Round
2008-09	22-12	9-7 (4th)	1-1; NIT
2009-10	29-8	11-5 (2nd)	3-1; NCAA Tournament Elite Eight
2010-11	23-11	10-6 (3rd)	1-1; NCAA Tournament Third Round
2011-12	22-11	10-8 (5th)	1-1; NCAA Tournament Third Round
2012-13	14-18	4-14 (12th)	-
2013-14	14-20	5-13 (13th)	-
2014-15	17-16	6-12 (11th)	-
2015-16	25-9	11-7 (3rd)	1-1; NIT
2016-17	26-11	12-6 (3rd)	4-1; NCAA Final Four
2017-18	13-10	4-6	-
Totals	226-138 (.620)	92-90 (.505)	12-7 (.631)/5 NCAA/2 NIT

GAMECOCK SUPERLATIVES

GAMECOCKS' RECORD WHEN ...

At home	7-4
On the road	4-4
At neutral sites	2-2
In overtime	0-0
vs. Top 25 team	2-2
vs. Top 10 team	0-0
vs. Top 3 team	0-0
Leading at half	9-0
Trailing at half	3-10
Tied at half	1-0
Shooting 50% or better	2-0
Shooting between 39-49%	7-1
Shooting less than 39%	4-9
Opp. shooting 50% or better	0-4
Opp. shooting between 39-49%	7-5
Opp. shooting less than 39%	6-1
Shooting better than opp.	9-0
Shooting worse than/equal to opp.	4-10
Starters out-score opp. starters	11-5
Opp. starters score/equal more	2-5
Bench out-scores opp. bench	8-3
Opp. bench scores/equals more	5-7
Having more FTs than opp.	9-3
Having equal/less FTs than opp.	4-7
Have more TOs than opp.	3-5
Having equal/less TOs than opp.	10-5
Having more rebounds than opp.	11-7
Having equal/less rebounds than opp.	2-3
Making 6 or more 3FGs	10-6
Having 15 or more assists	3-1
Score more points in paint than opp.	9-3
Scoring equal/less points in paint than opp.	4-7
Scoring more points off TOs than opp.	10-4
Scoring equal/less points off TOs than opp.	3-6
Scoring more 2nd-chance points than opp.	11-7
Scoring equal/less 2nd-chance points than opp.	2-3
Scoring more fast break points than opp.	6-1
Scoring equal/less fast break points than opp.	7-9
Wearing white uniforms	6-5
Wearing Garnet uniforms	3-2
Wearing Black uniforms	4-3
Playing on live TV/live broadcast	13-10
Playing in November	5-2
Playing in December	4-2
Playing in January	4-5
Playing in February	0-1
Playing in March	0-0
Playing a day-game	6-3
Playing a night-game	7-7
Playing on Sunday	1-1
Playing on a Monday	1-0
Playing on a Tuesday	1-2
Playing on a Wednesday	3-2
Playing on a Thursday	0-2
Playing on a Friday	2-0
Playing on a Saturday	4-3
Scoring margin is 5 points or less	2-3
Margin is between 6-10	3-2
Margin is between 11-20	5-4
Margin is more than 20	3-1
Scoring 59 points or less	0-1
Scoring 60-69 points	1-7
Scoring 70-79 points	9-1
Scoring 80-89 points	3-0
Scoring 90-99 points	0-0
Scoring 100+ points	0-0

MISCELLANEOUS

Current streak	L3
Home court streak	L3
Away streak	L1
Neutral court streak	L1

(tied for team lead also included)

Scoring Leaders	'17-18	Career
Chris Silva	11	12
Frank Booker	6	6*
Wes Myers	4	4*
Justin Minaya	3	3
Hassani Grtavett	2	2
Maik Kotsar	1	2
David Beatty	1	1

Rebounding Leaders	'17-18	Career
Chris Silva	18	40
Maik Kotsar	3	12
Felipe Haase	4	4
Hassani Gravett	3	3
Justin Minaya	2	2
Wes Myers	1	1*
Frank Booker	1	1*
David Beatty	1	1

Assists Leaders	'17-18	Career
Hassani Gravett	10	15
Wes Myers	8	8*
Maik Kotsar	5	7
Felipe Haase	3	3
Justin Minaya	3	3
David Beatty	1	1
Kory Holden	1	1*
Chris Silva	1	1

Blocks Leaders	'17-18	Career
Chris Silva	13	40
Maik Kotsar	8	14
Frank Booker	3	3*
Hassani Gravett	3	3
Justin Minaya	3	3
Evan Hinson	2	2
Felipe Haase	2	2
Khadim Gueye	1	3
Jason Cudd	1	1

Steals Leaders	'17-18	Career
Maik Kotsar	10	13
Frank Booker	9	9*
Chris Silva	4	10
Felipe Haase	3	3
Hassani Gravett	2	3
Wes Myers	2	2*
Justin Minaya	2	2
David Beatty	2	2
Evan Hinson	2	2
Kory Holden	1	1*
Khadim Gueye	1	1
Ibrahim Famouke Doumbia	1	1

Double-Figure Scoring	'17-18	Career
Chris Silva	18	46
Frank Booker	13	25
Justin Minaya	9	9
Wesley Myers	8	30
Maik Kotsar	6	16
Felipe Haase	5	5
Hassani Gravett	4	7
David Beatty	2	2
Kory Holden	1	44
Wes Myers	1	1*

20+ points	'17-18	Career
Chris Silva	4	4
Frank Booker	2	3
Wes Myers	1	1*

30+ points	'17-18	Career
-	-	-

Double-Figure Rebounding	'17-18	Career
Chris Silva	6	13
Felipe Haase	1	1

5+ assists	'17-18	Career
Hassani Gravett	6	8
Wes Myers	2	3
Maik Kotsar	2	2

3+ steals	'17-18	Career
Frank Booker	4	5
Maik Kotsar	3	5
Hassani Gravett	1	1
Wes Myers	1	1*

2+ blocks	'17-18	Career
Chris Silva	9	35
Maik Kotsar	3	8

Double-Doubles	'17-18	Career
Chris Silva	5	10
Felipe Haase	1	1

* indicates at South Carolina

Dunks	'17-18	Career
Chris Silva	21	64
Maik Kotsar	3	5
Evan Hinson	2	2
David Beatty	1	1
Jason Cudd	1	1
Justin Minaya	1	1

Miscellaneous

Largest Halftime Lead	
SC	26, vs. UTEP (Nov. 17, 2017)
Opp	22, vs. Texas A&M (Feb. 3, 2018)
Smallest Halftime Lead	
SC	1, vs. Western Michigan (Nov. 19, 2017)
Opp	1, 3x, last vs. Miss. State (Jan. 31, 2018)
Fewest Points In First Half	
SC	23, vs. Illinois State (Nov. 16, 2017)
Opp	24, last, vs. UTEP (Nov. 17, 2017)
Most Points In First Half	
SC	50, vs. UTEP (Nov. 17, 2017)
Opp	49, vs. Texas A&M (Feb. 3, 2018)
Fewest Points In Second Half	
SC	22, vs. Clemson (Dec. 19, 2017)
Opp	20, Limestone (Dec. 27, 2017)
Most Points In Second Half	
SC	45, 2x, last vs. Vanderbilt (Jan. 6, 2018)
Opp	43, at Ole Miss (Dec. 31, 2017)
Most Points in Overtime	
SC	-
Opp	-
Largest Margin of Victory	
SC	29, vs. Limestone (Dec. 27, 2017)
Opp	23, vs. Texas A&M (Feb. 3, 2018)
Smallest Margin of Victory	
SC	2, vs. Coastal Carolina (Dec. 9, 2017)
Opp	4, Illinois State (Nov. 16, 2017)

2017-18 GAME-BY-GAME

	Date	Result	FG-A	Pct	3FG-A	Pct	FT-A	Pct	O-D-Total	PF	Pts	A	TO	Blk	Stl	Min	Half
at Wofford			17-49	.347	6-19	.316	12-16	.750	8-20-28	16	52	7	13	0	3	200	24
South Carolina	Nov. 10, 2017	W, 73-52	25-54	.463	11-23	.478	12-16	.750	12-28-40	17	73	17	14	3	5	200	33
Western Michigan			21-58	.362	5-21	.238	13-25	.520	8-24-30	24	60	12	11	6	10	200	29
South Carolina	Nov. 13, 2017	W, 78-60	26-57	.456	9-23	.391	17-28	.607	13-33-46	18	78	12	14	3	4	200	38
Illinois State &			18-50	.360	5-16	.313	28-39	.718	5-37-42	20	69	13	14	2	8	200	32
South Carolina	Nov. 16, 2017	L, 69-65	18-61	.295	9-32	.281	20-60	.667	12-33-45	32	65	14	13	4	3	200	23
UTEP &			19-45	.422	5-13	.385	13-20	.650	6-21-27	24	56	12	23	6	8	200	24
South Carolina	Nov. 17, 2017	W, 80-56	27-58	.466	8-24	.333	18-23	.783	13-23-36	20	80	19	17	2	8	200	50
Western Michigan &			21-44	.477	8-21	.381	16-21	.762	6-24-30	24	66	9	22	1	9	200	34
South Carolina	Nov. 19, 2017	W, 79-66	26-57	.456	8-24	.333	19-30	.633	12-21-33	19	79	13	12	3	8	200	35
at FIU			22-53	.415	4-17	.235	13-21	.619	8-17-25	18	61	8	17	6	10	200	36
South Carolina	Nov. 27, 2017	W, 78-61	32-61	.525	8-22	.364	6-12	.500	13-27-40	15	78	22	19	3	8	200	38
vs. Temple #			29-60	.483	4-17	.235	14-21	.667	15-22-37	13	76	11	14	8	12	200	38
South Carolina	Nov. 30, 2017	L, 76-60	22-58	.379	6-21	.386	10-12	.833	13-20-33	14	60	9	17	4	7	200	27
UMass			27-59	.458	12-26	.462	4-5	.800	5-21-26	28	70	13	17	0	3	200	35
South Carolina	Dec. 2, 2017	W, 76-70	28-55	.509	3-15	.200	17-29	.586	8-28-36	12	76	14	15	1	11	200	34
Wyoming			19-56	.339	6-25	.240	20-26	.769	7-27-34	22	64	14	18	3	7	200	25
South Carolina	Dec. 6, 2017	W, 80-64	28-62	.452	8-23	.348	16-29	.552	10-33-43	21	80	17	17	4	7	200	25
Coastal Carolina			29-63	.460	10-24	.417	10-13	.469	13-20-33	25	78	17	15	2	8	200	47
South Carolina	Dec. 9, 2017	W, 80-78	25-55	.455	8-20	.400	22-31	.710	12-19-31	13	80	14	14	4	6	200	47
at Clemson			20-46	.435	8-20	.400	16-24	.667	9-25-34	9	64	8	15	8	9	200	31
South Carolina	Dec. 19, 2017	L, 64-48	19-54	.352	2-16	.125	8-10	.800	12-19-31	17	48	3	14	4	3	200	26
Limestone			13-52	.250	6-22	.273	13-29	.448	10-28-38	17	5	4	17	4	7	200	25
South Carolina	Dec. 27, 2017	W, 74-45	26-68	.382	8-21	.381	14-20	.700	15-37-52	21	74	14	12	4	3	200	34
at Ole Miss*			20-49	.408	8-21	.381	26-33	.788	4-26-30	23	74	15	8	7	9	200	31
South Carolina	Dec. 31, 2017	L, 74-69	22-58	.379	8-20	.400	17-26	.654	14-29-43	21	69	16	14	4	2	200	30
Missouri*			23-49	.469	14-24	.583	19-24	.792	8-23-31	26	79	15	13	8	7	200	39
South Carolina	Jan. 3, 2018	L, 79-68	22-57	.386	5-18	.278	19-26	.731	13-19-32	22	68	8	11	8	4	200	27
Vanderbilt*			19-54	.352	8-29	.276	14-20	.700	9-25-34	31	60	10	19	4	7	200	28
South Carolina	Jan. 6, 2018	W, 71-60	21-54	.389	4-14	.286	25-36	.641	11-30-41	17	71	8	12	4	7	200	26
at Alabama*			30-51	.588	7-17	.412	9-14	.643	9-26-35	19	76	18	16	7	8	200	40
South Carolina	Jan. 9, 2018	L, 76-62	19-53	.358	5-15	.333	19-25	.760	11-17-28	16	62	8	13	2	3	200	33
at Georgia*			18-51	.353	3-12	.250	18-28	.643	12-30-42	23	57	8	14	9	4	200	29
South Carolina	Jan. 13, 2018	W, 64-57	16-59	.271	6-24	.250	26-35	.743	18-28-46	24	64	9	7	3	3	200	37
No. 18/16 Kentucky*			22-49	.449	1-11	.091	23-36	.639	6-29-35	32	68	7	16	5	5	200	37
South Carolina	Jan. 16, 2018	W, 76-68	23-61	.377	5-23	.217	28-38	.658	14-26-40	27	76	11	9	1	7	200	34
No. 21/21 Tennessee*			23-40	.575	5-11	.455	19-24	.792	4-21-25	21	70	10	13	7	8	200	33
South Carolina	Jan. 20, 2018	L, 70-63	18-49	.367	10-23	.435	17-27	.630	15-16-31	19	63	13	14	1	6	200	30
at No. 20/22 Florida*			24-56	.429	6-23	.261	18-23	.783	10-24-34	17	72	10	12	3	4	200	37
South Carolina	Jan. 24, 2018	W, 77-72	24-55	.436	11-21	.524	18-22	.818	9-25-34	19	77	14	10	4	7	200	39
No. 14/14 Texas Tech^			20-47	.426	7-16	.438	23-28	.821	10-18-28	24	70	10	15	5	7	200	30
South Carolina	Jan. 27, 2018	L, 70-63	19-51	.373	5-26	.192	20-27	.741	14-18-32	27	63	13	16	0	6	200	26
Mississippi State*			30-58	.517	7-19	.368	14-15	.933	9-23-32	24	81	12	14	6	7	200	37
South Carolina	Jan. 31, 2018	L, 81-76	24-60	.400	7-24	.292	21-27	.778	14-19-33	14	76	13	13	2	5	200	36
at Texas A&M*			29-55	.527	7-20	.350	18-24	.750	9-29-38	14	83	20	11	11	11	200	49
South Carolina	Feb. 3, 2018	L, 83-60	19-69	.275	7-25	.280	15-18	.833	22-20-42	20	60	12	12	2	4	200	27

& - indicates Puerto Rico Tip-Off at Myrtle Beach (Myrtle Beach, S.C./HTC Center) | # - indicates Under Armour Reunion (New York City/Madison Square Garden) | * - SEC contest | ^ - indicates Big 12/SEC Challenge (Columbia, S.C.)



SOUTH CAROLINA GAMECOCKS

OVERALL: 13-10; SEC: 4-6; HOME: 7-4; AWAY: 4-4; NEUTRAL: 2-2

DATE	OPP.	W/L	SCORE	RECORD (SEC)	POINTS	REBOUNDS	ASSISTS	BLOCKS	STEALS	ATTENDANCE
11/10/17	at Wofford	W	73-52	1-0 (0-0)	Kotsar (13)	Silva (10)	Kotsar (4)	Silva (2)	Silva (2)	3,400
11/13/17	Western Mich.	W	78-60	2-0 (0-0)	Gravett (15)	Silva (10)	Haase (3)	3 with 1	Kotsar (2)	12,136 (paid)
11/16/17	vs. Illinois St. &	L	69-65	2-1 (0-0)	3 with 10	Gravett (9)	Gravett (5)	Silva (3)	Kotsar (2)	700
11/17/17	vs. UTEP &	W	80-56	3-1 (0-0)	Silva (15)	Silva/Haase (7)	Gravett (9)	Silva (2)	Kotsar (2)	978
11/19/17	vs. West. Mich. &	W	79-66	4-1 (0-0)	Silva/Myers (14)	3 with 5	Gravett (6)	Minaya (2)	Kotsar/Booker (2)	2,119
11/27/17	at FIU	W	78-61	5-1 (0-0)	Silva (26)	Silva/Gravett (10)	Gravett (7)	3 with 1	Booker/Kotsar (3)	1,335
11/30/17	vs. Temple #	L	76-60	5-2 (0-0)	Beatty (13)	Silva (9)	3 with 2	Silva (2)	Minaya/Haase (2)	6,081
12/2/17	UMass	W	76-70	6-2 (0-0)	Minaya (17)	Haase (10)	Gravett (4)	Haase (1)	Kotsar/Gravett (3)	10,832 (paid)
12/6/17	Wyoming	W	80-64	7-2 (0-0)	Silva (19)	Silva (10)	Haase/Myers (3)	4 with 1	Booker (3)	10,205 (paid)
12/9/17	Coastal Carolina	W	80-78	8-2 (0-0)	Booker (19)	Silva (9)	Gravett (4)	Silva (3)	Silva/Booker (2)	11,734 (paid)
12/19/17	at Clemson	L	64-48	8-3 (0-0)	Silva (12)	Silva (9)	3 with 1	Kotsar (2)	3 with 1	8,031
12/27/17	Limestone	W	74-45	9-3 (0-0)	Booker (17)	Haase (8)	Myers (6)	Kotsar (2)	3 with 1	11,305 (paid)
12/31/17	at Ole Miss*	L	74-69	9-4 (0-1)	Silva/Booker (21)	Silva (13)	Myers (5)	Silva (2)	Beatty (2)	5,849
1/3/18	Missouri*	L	79-68	9-5 (0-2)	Silva (18)	Silva/Booker (5)	3 with 2	Kotsar (3)	Booker (2)	9,846 (paid)
1/6/18	Vanderbilt*	W	71-60	10-5 (1-2)	Silva (27)	Silva (8)	Haase (2)	4 with 1	Booker (3)	11,391 (paid)
1/9/18	at Alabama*	L	76-62	10-6 (1-3)	Myers (15)	Minaya/Kotsar (5)	Minaya/Myers (2)	Hinson/Gravett (1)	Silva (2)	10,909
1/13/18	at Georgia*	W	64-57	11-6 (2-3)	Booker (17)	Silva (9)	Silva (4)	Silva (2)	3 with 1	9,788
1/16/18	18/16 Kentucky*	W	7-68	12-6 (3-3)	Silva (27)	Silva (8)	Gravett (5)	Silva (1)	Kotsar/Booker (3)	16,210 (paid)
1/20/18	21/21 Tennessee*	L	70-63	12-7 (3-4)	Minaya/Myers (16)	3 with 5	Kotsar (5)	Booker (1)	Kotsar (2)	18,000 (paid)
1/24/18	at 20/22 Florida*	W	77-72	13-7 (4-4)	Myers (22)	Silva (12)	Myers/Kotsar (4)	4 with 1	Myers (4)	10,550
1/27/18	14/14 Texas Tech^	L	70-63	13-8 (4-4)	Silva (16)	Kotsar (7)	Myers (4)	-	Kotsar/Silva (2)	14,142 (paid)
1/31/18	Miss. State*	L	81-76	13-9 (4-5)	Booker (25)	Silva/Beatty (6)	Gravett (7)	Kotsar/Gravett (1)	Myers (2)	11,042 (paid)
2/3/18	at Texas A&M*	L	83-60	13-10 (4-6)	Minaya (16)	Silva (8)	Gravett (4)	Silva (2)	4 with 1	10,504

& - indicates Puerto Rico Tip-Off at Myrtle Beach (Myrtle Beach, S.C./HTC Center) | # - indicates Under Armour Reunion (New York City/Madison Square Garden) | * - indicates SEC contest | ^ - indicates Big 12/SEC Challenge (Columbia, S.C.)

STARTING LINEUPS

OPPONENT	GUARD	GUARD	GUARD/FORWARD	FORWARD	FORWARD	RECORD
at Wofford	Gravett	Booker	Minaya	Kotsar	Silva	1-0
Western Michigan	Gravett	Booker	Minaya	Kotsar	Silva	2-0
vs. Illinois State &	Gravett	Booker	Minaya	Kotsar	Silva	2-1
vs. UTEP &	Gravett	Booker	Minaya	Kotsar	Silva	3-1
vs. Western Michigan &	Gravett	Booker	Minaya	Kotsar	Silva	4-1
at FIU	Gravett	Booker	Minaya	Kotsar	Silva	5-1
vs. Temple #	Gravett	Booker	Minaya	Kotsar	Silva	5-2
UMass	Gravett	Booker	Minaya	Kotsar	Silva	6-2
Wyoming	Gravett	Booker	Minaya	Kotsar	Silva	7-2
Coastal Carolina	Gravett	Booker	Minaya	Kotsar	Silva	8-2
at Clemson	Gravett	Booker	Minaya	Kotsar	Silva	8-3
Limestone	Gravett	Booker	Minaya	Kotsar	Silva	9-3
at Ole Miss*	Myers	Booker	Minaya	Kotsar	Silva	0-1
Missouri*	Myers	Booker	Minaya	Kotsar	Silva	0-2
Vanderbilt*	Myers	Hinson	Minaya	Kotsar	Silva	1-0
at Alabama*	Myers	Hinson	Minaya	Kotsar	Silva	1-1
at Georgia*	Myers	Hinson	Minaya	Kotsar	Silva	2-1
No. 18/16 Kentucky*	Myers	Hinson	Minaya	Kotsar	Silva	3-1
No. 21/21 Tennessee*	Myers	Hinson	Minaya	Kotsar	Silva	3-2
No. 20/22 at Florida*	Myers	Hinson	Minaya	Kotsar	Silva	4-2
No. 14/14 Texas Tech^	Myers	Hinson	Minaya	Kotsar	Silva	4-3
Mississippi State*	Myers	Hinson	Booker	Kotsar	Silva	0-1
at Texas A&M*	Myers	Hinson	Booker	Kotsar	Silva	0-2

& - indicates Puerto Rico Tip-Off at Myrtle Beach (Myrtle Beach, S.C./HTC Center) | # - indicates Under Armour Reunion (New York City/Madison Square Garden) | * - indicates SEC contest | ^ - indicates Big 12/SEC Challenge (Columbia, S.C.)

GAMECOCK SUPERLATIVES UNDER MARTIN

Most Field Goals Made

1. 39, vs. High Point (March 15, 2016)
2. 37, vs. Hofstra (Nov. 22, 2015)
3. 35, vs. Marquette (March 17, 2017)
- 35, vs. Lander (Dec. 27, 2016)
5. 34, vs. Lipscomb (Nov. 27, 2015)
- 34, vs. Marshall (Dec. 30, 2013)

Most Field Goals Attempted

1. 88, vs. Alabama (Feb. 7, 2017)
- 73, vs. Georgia (March 3, 2016)
- 72, vs. Oral Roberts (Nov. 16, 2015)
3. 70, vs. Texas A&M (Jan. 7, 2017)
4. 71, vs. SC State (Jan. 5, 2013)

Highest Field Goal Percent

1. 60.0 (39-65) vs. High Point (March 15, 2016)
2. 58.7 (27-46) vs. Holy Cross (Nov. 13, 2016)
3. 58.3 (28-48) vs. Saint Mary's (Dec. 22, 2013)
4. 57.7 (30-52) vs. Arkansas (Jan. 26, 2013)
5. 56.4 (22-39) vs. Missouri State (Nov. 24, 2012)

Most 3-Point Field Goals Made

1. 15, vs. Auburn (Jan. 24, 2017)
2. 13, vs. Rider (Nov. 19, 2012)
3. 12, vs. Holy Cross (Nov. 13, 2017)
- 12, at Texas A&M (Feb. 6, 2016)
5. 11, at Florida (Jan. 24, 2018)
- 11, vs. Wofford (Nov. 10, 2017)
- 11, vs. Georgia (Feb. 4, 2017)
- 11, vs. Auburn (March 12, 2014)

Most 3-Point Field Goals Attempted

1. 32, vs. Illinois State (Nov. 16, 2017)
- 31, vs. Alabama (Feb. 7, 2017)
- 31, vs. Mississippi State (March 13, 2013)
4. 30, at Ole Miss (March 4, 2017)
- 30, at Alabama (Feb. 24, 2015)
5. 29, vs. USC Upstate (Dec. 19, 2013)

Highest 3-Point Field Goal Percentage (min. 10 attempts)

1. 73.3 (11-15) vs. Auburn (March 12, 2014)
2. 58.3 (7-12) vs. Arkansas (Jan. 26, 2013)
3. 57.7 (15-26) vs. Auburn (Jan. 24, 2017)
4. 57.1 (12-21) at Texas A&M (Feb. 6, 2016)
- 57.1 (8-14) at Georgia (Jan. 22, 2014)

Most Free Throws Made

1. 46, vs. Memphis (Jan. 2, 2016)
2. 35, vs. Alabama (Feb. 7, 2017)
3. 30, vs. Arkansas (March 13, 2014)
4. 29, vs. Norfolk State (Nov. 14, 2015)
5. 28, vs. Alabama (Jan. 30, 2016)
- 28, vs. NC A&T (Dec. 30, 2014)
- 28, vs. Mississippi State (March 6, 2013)
- 28, at LSU (Jan. 16, 2013)

Most Free Throws Attempted

1. 63, vs. Memphis (Jan. 2, 2016)
2. 50, vs. Alabama (Feb. 7, 2017)
- 46, vs. Alabama (Jan. 30, 2016)
4. 42, vs. Norfolk State (Nov. 14, 2015)
5. 41, vs. Mississippi State (Jan. 26, 2016)
- 41, vs. Arkansas (March 13, 2014)

Highest Free Throw Percentage (min. 10 attempts)

1. 93.8 (15-16) vs. Holy Cross (Nov. 13, 2016)
2. 93.3 (14-15) vs. Tennessee (Jan. 20, 2015)
3. 92.9 (13-14) at Georgia (Feb. 17, 2015)
4. 92.3 (12-13) at Tennessee (March 7, 2015)
5. 86.4 (19-22) at Florida (Feb. 21, 2017)

Most Offensive Rebounds

1. 26, vs. Vanderbilt (Feb. 13, 2014)
2. 24, at St. John's (Nov. 29, 2012)
3. 23, vs. Alabama (Feb. 7, 2017)
4. 22, at Texas A&M (Feb. 3, 2018)
5. 21, vs. Akron (Nov. 23, 2014)
- 21, at Mississippi State (March 8, 2014)
- 21, at Clemson (Nov. 17, 2013)

Most Defensive Rebounds

1. 38, vs. Oklahoma State (Dec. 6, 2014)
- 38, vs. Longwood (Nov. 9, 2013)
3. 37, vs. Limestone (Dec. 27, 2017)
- 35, vs. Memphis (Jan. 2, 2016)
5. 34, vs. Vanderbilt (Jan. 9, 2016)
- 34, vs. Western Carolina (Nov. 30, 2015)

Most Total Rebounds

1. 53, vs. Memphis (Jan. 2, 2016)
2. 52, vs. Limestone (Dec. 27, 2017)
- 52, vs. Alabama (Feb. 7, 2017)
4. 51, vs. Mississippi State (Jan. 26, 2016)
- 51, vs. Western Carolina (Nov. 30, 2015)

Most Personal Fouls

1. 33, at Georgia (Feb. 22, 2014)
2. 32, vs. Illinois State (Nov. 16, 2017)
- 32, vs. Marshall (Dec. 30, 2013)
4. 31, at Texas A&M (Jan. 15, 2014)
5. 30, at Memphis (Dec. 30, 2016)
- 30, at Auburn (Feb. 26, 2014)

Most Points

1. 98, vs. Auburn (Jan. 24, 2017)
2. 94, vs. LSU (Feb. 10, 2016)
- 94, vs. Hofstra (Nov. 22, 2015)
4. 93, vs. Marquette (March 17, 2017)
5. 92, vs. SC State (Nov. 18, 2016)
- 92, vs. Lipscomb (Nov. 27, 2015)
- 92, vs. Marshall (Dec. 30, 2013)

Fewest Points

1. 36, at Florida (Jan. 30, 2012)
2. 43, at Kentucky (Feb. 14, 2015)
- 43, vs. Kentucky (Jan. 24, 2015)
4. 44, vs. Tennessee (March 14, 2014)
5. 46, vs. Florida (March 4, 2014)
- 46, vs. LSU (Feb. 14, 2013)

Most Assists

1. 25, vs. High Point (March 15, 2016)
2. 24, vs. Lipscomb (Nov. 27, 2015)
3. 23, vs. Auburn (Jan. 24, 2017)
4. 22, at FIU (Nov. 27, 2017)
- 22, at Texas A&M (Feb. 6, 2015)
- 22, vs. Rider (Nov. 19, 2012)

Fewest Turnovers

1. 5, vs. Gonzaga (April 1, 2017)
- 6, vs. Texas A&M (Jan. 7, 2017)
- 6, vs. Kentucky (March 1, 2014)
4. 7, at Georgia (Jan. 13, 2018)
- 7, at USF (Dec. 17, 2016)
- 7, vs. Mississippi State (Feb. 28, 2015)
- 7, at Georgia (Feb. 17, 2015)
- 7, vs. Georgia (Feb. 22, 2014)
- 7, vs. Akron (Dec. 28, 2013)
- 7, at Kentucky (Feb. 5, 2013)
- 7, vs. Vanderbilt (Jan. 19, 2013)

Most Blocks

1. 11, at Texas A&M (Feb. 3, 2018)
2. 10, vs. Lander (Dec. 27, 2016)
- 10, vs. High Point (March 15, 2016)
- 10 vs. UNC Asheville (Nov. 26, 2014)

5. 9, vs. SC State (Nov. 18, 2016)
- 9, at Georgia (Feb. 2, 2016)
- 9, vs. Drexel (Dec. 15, 2015)
- 9, vs. Coker (Dec. 21, 2014)

Most Steals

1. 13, vs. FIU (Dec. 4, 2016)
- 13, vs. Francis Marion (Dec. 30, 2015)
- 13, at Marshall (Dec. 1, 2014)
4. 12, at Tennessee (Jan. 11, 2017)
- 12, vs. Syracuse (Nov. 26, 2016)
- 12, vs. USF (Dec. 5, 2015)
- 12, vs. Lipscomb (Nov. 27, 2015)
- 12, vs. Ole Miss (March 12, 2015)
- 12, vs. UNC Asheville (Nov. 26, 2014)

Most Points By Opponent

1. 97, at Georgia (Jan. 22, 2014)
2. 90, vs. Alabama (Feb. 7, 2017)
- 90, vs. Missouri (Feb. 28, 2013)
4. 89, vs. Kentucky (Feb. 13, 2016)
- 89, at St. John's (Nov. 29, 2012)

Fewest Point By Opponent

1. 44, vs. Longwood (Nov. 9, 2013)
2. 45, vs. Limestone (Dec. 27, 2017)
- 45, vs. Akron (Dec. 28, 2013)
- 45, vs. Cornell (Nov. 20, 2014)
- 45, vs. Clemson (Dec. 19, 2014)

Most Field Goals Made By Opponent

1. 33, at St. John's (Nov. 29, 2012)
2. 32, vs. Missouri (Feb. 28, 2013)
3. 31, vs. Kentucky (Feb. 13, 2016)
4. 30, vs. Mississippi State (Jan. 31, 2018)
- 30, at Alabama (Jan. 9, 2018)
- 30, vs. Arkansas (Feb. 15, 2017)
- 30, vs. Alabama (Feb. 7, 2017)
- 30, vs. Georgia Tech (March 21, 2016)
- 30, vs. Arkansas (March 5, 2015)

Fewest Field Goals Made By Opponent

1. 10, vs. Michigan (Nov. 23, 2016)
2. 11, vs. Georgia (Jan. 31, 2015)
3. 13, vs. Limestone (Dec. 27, 2017)
- 13, vs. Akron (Dec. 28, 2013)
- 13, vs. Longwood (Nov. 9, 2013)

Highest Opponent Field Goal Percent

1. 69.6 (32-46) vs. Missouri (Feb. 28, 2013)
2. 61.4 (27-44) at Kentucky (Feb. 5, 2013)
3. 58.8 (30-51) at Alabama (Jan. 9, 2018)
4. 58.5 (24-41) vs. Auburn (Jan. 12, 2013)
5. 58.3 (28-48) at Kentucky (Jan. 21, 2017)

Most Rebounds By Opponent

1. 62, vs. Alabama (Feb. 7, 2017)
2. 49, vs. Seton Hall (Dec. 12, 2016)
- 49, vs. LSU (Feb. 14, 2013)
4. 47, at Georgia (Feb. 23, 2013)
5. 46, five times

Fewest Rebounds By Opponent

1. 16, vs. Holy Cross (Nov. 13, 2016)
2. 20, vs. NC A&T (Dec. 30, 2014)
3. 22, vs. Drexel (Dec. 15, 2015)
- 22, vs. Morgan State (Nov. 16, 2012)
5. 23, vs. Hofstra (Nov. 22, 2015)
- 23, vs. Alabama (Jan. 13, 2015)
- 23, vs. Manhattan (Dec. 22, 2012)
- 23, vs. Rider (Nov. 19, 2012)

ON THE BENCH



> **PERRY CLARK, ASSISTANT COACH**

- > Fifth season on staff at South Carolina
- > Former head coach at Tulane, Miami (Fla.) and Texas A&M-Corpus Christi
- > Has over 30 years of coaching experience
- > Has coached 19 players who were drafted or have gone on to play in the NBA, including Gamecock Sindarius Thornwell



> **CHUCK MARTIN, ASSISTANT COACH**

- > Is in his first season on staff at Carolina after serving as an assistant for the past three seasons at Indiana
- > Has over 15 years of coaching experience at the Division I level
- > Was the head coach at Marist for five years (2008-13)
- > Played collegiately at Champlain Junior College, before finishing his career at Monmouth



> **BRUCE SHINGLER, ASSISTANT COACH**

- > Is in his second season on staff with the Gamecocks
- > Prior to time at Carolina, was an assistant for four seasons at Towson
- > Played collegiately at St. Augustine's College
- > Prior to time in college, coached AAU, sending over 40 of his players to Division I institutions



> **ANDY ASSALEY, DIRECTOR OF OPERATIONS**

- > Enters his sixth season at Carolina, and his 11th season with Martin
- > Has over 20 years of experience working in college basketball
- > A graduate of Cincinnati



> **SCOTT GREENAWALT, STRENGTH AND CONDITIONING COACH**

- > Enters his sixth season with the Gamecocks and his 11th with Martin
- > Has coached over 10 all-conference players, including Michael Beasley (Kansas State) and Sindarius Thornwell (Carolina)
- > Has helped train numerous professional athletes, such as Kevin Youkilis, former MLB player
- > Played football at Muskingum College in Ohio



> **MARK RODGER, ATHLETIC TRAINER**

- > In his 12th season with the Gamecocks
- > Native of Berlin, Germany, and a graduate of the University of Buffalo




> **DOUG EDWARDS, DIRECTOR OF PLAYER DEVELOPMENT**

- > Is in his sixth season on staff at Carolina
- > Former standout at Florida State, and was the 15th overall pick in the 1993 NBA Draft by the Atlanta Hawks
- > Brother, Allen, is the head coach at Wyoming



> **JAY GIBBONS, VIDEO COORDINATOR**

- > Enters his third season on staff with the Gamecocks
- > Prior to his time at Carolina, was an assistant coach at Savannah State
- > Played collegiately at Clayton State, where he helped his team reach two NCAA D-II Final Four's



**JARETT
GERALD**

Special Asst. to
the Head Coach



**DUSHAWN
DAVIS**

Director of
Social Media



**JOHN
REYNOLDS**

Administrative
Assistant



**BRIAN
STEELE**

Graduate
Student
Manager



**TEMARCUS
BLANTON**

Student
Assistant
Coach




**JUSTIN
MCKIE**

Student
Assistant
Coach




**EMILY
MILES**

Director of
Communications and
Public Relations



73



52

GAME 1 (1-0)

Spartanburg, S.C.

Jerry Richardson Indoor Stadium

Nov. 10, 2017

2017-18 Season Opener


SPARTANBURG, S.C. (AP) - Maik Kotsar had 13 points and Frank Booker added 12 off three 3-pointers in a 73-52 rout of Wofford - the Gamecocks' 17th straight opening-game victory Friday night.

South Carolina (1-0) spoiled the debut of Wofford's glittering Jerry Richardson Indoor Stadium, a 3,400-seat arena funded by Richardson, owner of the Carolina Panthers and a Wofford alumnus.

Wofford (0-1) kept things tight most of the first half and trailed 25-22 on Derrick Brooks' jumper with 3:15 left in the opening half. That's when the Gamecocks took control with a 20-2 run that spanned both periods. Booker and fellow first-year player Wesley Myers had 3s in the run. When Hassani Gravett closed the surge with one more 3, South Carolina led 45-24.

Freshman Felipe Haase and graduate transfer Myers added 10 points each for the Gamecocks, who returned just two starters from the team that that made it to the program's first Final Four a year ago. Chris Silva, along with Kotsar, the only starters back from the NCAA Tournament run, had nine points and a team-best 10 rebounds.

Fletcher Magee had 17 points, 15 in the opening half, to lead Wofford.



GAME 1

Official Basketball Box Score - Game Totals - Final Statistics

South Carolina vs Wofford

11/10/17 7:00 PM at Spartanburg, S.C.

South Carolina 73 • 1-0

#	Player	FG-FGA	FG-FGA	FT-FTA	Rebounds	PF	TP	A	To	Bk	Stl	Min		
02	GRAVETT, Hassani	2-7	1-2	0-0	0	2	2	0	5	3	0	0	25	
05	BOOKER, Frank	4-6	3-5	1-2	0	0	0	1	12	0	0	0	1	25
10	MINAYA, Justin	2-5	1-2	1-1	2	2	4	1	6	2	2	1	0	24
21	KOTSAR, Maik	5-10	0-1	3-4	2	1	3	3	13	4	1	0	1	25
30	SILVA, Chris	2-5	0-1	5-6	3	7	10	3	9	2	5	2	2	20
00	BEATTY, David	2-6	2-4	0-0	0	0	0	2	6	2	1	0	0	19
10	HOLDEN, Kory	1-2	0-1	0-0	1	2	3	2	2	0	0	0	0	8
12	GUEYE, Khadim	0-0	0-0	0-0	2	2	4	2	0	0	2	0	0	10
13	HAASE, Felipe	4-6	2-3	0-1	1	4	5	2	10	0	0	0	0	23
14	FAMOUKE DOUMBIA, I.	0-1	0-0	0-0	2	2	0	0	0	0	0	0	0	2
15	MYERS, Wesley	3-6	2-4	2-2	0	3	3	0	10	2	2	0	1	17
20	CORCHIANI, Tommy	0-0	0-0	0-0	0	0	0	0	0	0	0	0	0	1
33	CUDD, Jason	0-0	0-0	0-0	0	0	0	0	0	0	0	0	0	1
	Team				1	4	5							
	Totals	25-54	11-23	12-16	12	28	40	17	73	17	14	3	5	200

FG % 1st Half: 11-27 40.7% 2nd half: 14-27 51.9% Game: 25-54 46.3%
3FG % 1st Half: 7-14 50.0% 2nd half: 4-9 44.4% Game: 11-23 47.8%
FT % 1st Half: 4-5 80.0% 2nd half: 8-11 72.7% Game: 12-16 75.0%

Wofford 52 • 0-1

#	Player	FG-FGA	FG-FGA	FT-FTA	Rebounds	PF	TP	A	To	Bk	Stl	Min		
03	Fletcher Magee	7-17	3-9	0-0	0	3	3	1	17	0	2	0	0	37
10	Nathan Hoover	2-7	1-4	4-5	0	1	1	0	9	0	0	0	0	29
31	Donovan Theme-Love	0-2	0-1	0-0	0	0	0	0	1	4	0	0	0	19
30	Cameron Jackson	3-7	0-1	3-6	3	6	9	4	9	0	2	0	1	27
24	Keve Aluma	3-7	2-2	4-4	2	5	7	4	12	2	0	0	0	29
01	Derrick Brooks	1-3	0-1	0-0	0	1	1	4	2	0	4	0	0	19
05	Storm Murphy	1-4	0-0	1-1	0	0	0	0	3	4	0	0	0	21
12	Trishon Lowery	0-0	0-0	0-0	0	0	0	0	0	0	0	0	0	1
21	Trey Hollowell	0-2	0-1	0-0	0	0	0	1	0	0	0	0	0	8
24	Team	0-0	0-0	0-0	0	1	1	1	0	0	1	0	0	10
	Team				3	3	6							
	Totals	17-49	6-19	12-16	8	20	28	16	52	7	13	0	3	200

FG % 1st Half: 10-28 35.7% 2nd half: 7-21 33.3% Game: 17-49 34.7%
3FG % 1st Half: 3-9 33.3% 2nd half: 3-10 30.0% Game: 6-19 31.6%
FT % 1st Half: 1-3 33.3% 2nd half: 11-13 84.6% Game: 12-16 75.0%

Officials: Karl Hess, Steven Anderson, Rusty Phillips

Technical Fouls: South Carolina-None. Wofford-None.


Attendance: 3400

Score by periods


	1st	2nd	Total
South Carolina	33	40	73
Wofford	24	28	52

Score by periods

	1st	2nd	Total
South Carolina	33	40	73
Wofford	24	28	52



78



60

GAME 2 (2-0)

Columbia, S.C.

Colonial Life Arena

Nov. 13, 2017

Final Four banner unveiled pre-game

COLUMBIA, S.C. (AP) - South Carolina doubled down on a season opening victory, claiming a 78-60 home win Monday night over Western Michigan in its second encounter.

The Gamecocks managed to get a bit of breathing room late in the first half, opening a nine-point lead at the break. They remained on top throughout the second half, gradually increasing the lead.


The inside duo of Chris Silva and Maik Kotsar dominated action inside, allowing USC to connect on 26 of 57 field goals, while holding Western Michigan to 21 of 58.

Despite its statistical dominance, South Carolina watched a 17-point lead cut to nine with 7:50 remaining. The Gamecocks had an answer for each Western Michigan run, however.

While the inside duo was responsible for obtaining the lead, point guard Hassani Gravett hit three late 3-pointers to allow South Carolina's advantage to grow to as much as 19.

He led the Gamecocks in scoring with 15. Frank Booker followed with 14, while Silva and Kotsar each scored 10 and hauled in a combined 13 rebounds.

Western Michigan's Thomas Wilder led all scorers with 21, earning most of his points driving to the basket. Bryce Moore and Josh Davis followed with 12 and 11 points respectively.



GAME 2

Official Basketball Box Score - Game Totals - Final Statistics

Western Michigan vs South Carolina

11/13/17 8 p.m. ET at Columbia, S.C. (Colonial Life Arena)

Western Michigan 60 • 1-1

#	Player	FG-FGA	FG-FGA	FT-FTA	Rebounds	PF	TP	A	To	Bk	Stl	Min		
23	JONES, Reoqee	3-11	1-6	0-0	0	1	1	2	7	4	1	2	1	22
35	JOHNSON, Brandon	1-4	0-1	0-0	1	1	2	5	2	0	0	0	0	12
50	DUGAN, Seth	3-5	0-0	0-0	1	4	5	1	6	1	3	0	0	27
00	MOORE, Bryce	2-6	2-4	4-8	0	1	1	2	10	2	3	0	3	30
10	WILDER, Thomas	8-16	1-3	6-10	0	3	3	1	23	4	0	0	6	33
01	FLOWERS, Michael	0-2	0-1	0-0	0	0	0	0	0	0	0	0	0	5
02	MCDEMERD, Kyle	0-0	0-0	0-0	0	0	0	0	0	0	0	0	0	2
03	DAVIS, Josh	4-6	1-2	2-2	4	4	8	5	11	0	1	3	0	20
04	PRINITY, Jared	0-0	0-0	0-0	0	0	0	0	0	0	0	0	0	6
12	RANDALL, Jarrin	0-3	0-3	1-3	0	0	0	0	1	0	0	0	0	4
24	IKONGSHUL, Adida	0-2	0-0	0-0	1	2	3	5	0	1	1	0	0	14
30	WHITENS, Jason	0-1	0-1	0-0	0	0	0	0	0	0	0	0	0	2
32	CLIFFORD, TJ	0-0	0-0	0-0	0	0	0	0	0	0	0	0	0	2
42	LAMONT, Drake	0-2	0-0	0-2	0	6	6	2	0	0	0	1	0	21
	Team				1	2	3							
	Totals	21-58	5-21	13-25	8	24	32	24	60	12	11	6	10	200

FG % 1st Half: 10-27 37.0% 2nd half: 11-31 35.5% Game: 21-58 36.2%
3FG % 1st Half: 3-12 25.0% 2nd half: 2-9 22.2% Game: 5-21 23.8%
FT % 1st Half: 6-11 54.5% 2nd half: 7-14 50.0% Game: 13-25 52.0%

South Carolina 78 • 2-0

#	Player	FG-FGA	FG-FGA	FT-FTA	Rebounds	PF	TP	A	To	Bk	Stl	Min		
10	MINAYA, Justin	2-8	0-4	1-3	2	3	5	3	5	2	0	0	0	22
21	KOTSAR, Maik	4-10	0-2	2-6	3	3	6	2	10	1	2	1	2	29
30	SILVA, Chris	3-5	1-1	3-4	2	8	10	3	10	1	1	1	1	21
02	GRAVETT, Hassani	4-5	3-3	4-4	0	4	4	2	15	2	2	0	0	19
05	BOOKER, Frank	5-8	3-6	1-3	0	2	2	2	14	0	1	1	0	30
00	BEATTY, David	2-7	1-2	2-2	0	0	0	0	1	7	2	1	0	12
01	HOLDEN, Kory	3-6	0-0	0-0	0	3	3	0	6	1	2	0	0	12
12	GUEYE, Khadim	0-0	0-0	0-0	0	0	0	0	0	0	0	0	0	4
13	HAASE, Felipe	1-3	1-3	4-6	2	7	9	2	7	3	2	0	0	25
14	FAMOUKE DOUMBIA, I.	0-0	0-0	0-0	0	0	0	0	0	0	0	0	0	2
15	MYERS, Wesley	2-5	0-1	0-0	0	2	2	2	4	0	1	0	0	12
25	SCHMITT, Christian	0-0	0-0	0-0	0	0	0	0	0	0	0	0	0	1
33	CUDD, Jason	0-0	0-0	0-0	0	0	0	1	0	0	1	0	0	2
	Team				4	1	5							
	Totals	26-57	9-23	17-28	13	33	46	18	78	12	14	3	4	200

FG % 1st Half: 13-30 43.3% 2nd half: 13-27 48.1% Game: 26-57 45.6%
3FG % 1st Half: 4-10 40.0% 2nd half: 5-13 38.5% Game: 9-23 39.1%
FT % 1st Half: 8-12 66.7% 2nd half: 9-16 56.3% Game: 17-28 60.7%

Officials: Chuck Jones, Terry Moore, Rob Rorke

Technical Fouls: Western Michigan-None. South Carolina-None.

Attendance: 12136

Unbracketed game of the Puerto Rico Tip-Off at Myrtle Beach

Score by periods

	1st	2nd	Total
Western Michigan	29	31	60
South Carolina	38	40	78

Score by periods

	1st	2nd	Total
Western Michigan	29	31	60
South Carolina	38	40	78

Last FG - WMU 2nd-04:31, SC 2nd-02:29.

Largest lead - WMU by 3 1st-17:20, SC by 18 2nd-04:52.

WMU led for 01:03. SC led for 36:53. Game was tied for 02:04.

In

Off

2nd

Fast

Points

Paint

T/O

Chance

Break

Bench

WMU

SC

32

16

13

11

24

Score tied - 3 times.

Lead changed - 2 times.



65



69

GAME 3 (2-1)

Conway, S.C.

HTC Center

Nov. 16, 2017

Puerto Rico Tip-Off at Myrtle Beach


CONWAY, S.C. (AP) - Milik Yarbrough had 18 points, six rebounds and six assists to help Illinois State beat South Carolina 69-65 in Thursday's opening game of the relocated Puerto Rico Tip-Off.

Keyshawn Evans added 17 points for the Redbirds (1-1), who frustrated the cold-shooting Gamecocks with their active zone defense and never trailed. Illinois State shot just 36 percent, but made 28 free throws - with 14 from Yarbrough.

Illinois State led by as many as 12 points before halftime and saw the Gamecocks rally to twice tie it before holding on down the stretch. Evans hit a free throw with 4 seconds left to make it a two-possession game and seal the win.

Hassani Gravett had 10 points, nine rebounds and five assists for the Gamecocks (2-1), who shot just 30 percent.

The tournament was set for the coastal city of Fajardo, Puerto Rico, but damage from Hurricane Maria forced it to Coastal Carolina in Conway.



GAME 3

Official Basketball Box Score - Game Totals - Final Statistics

Illinois State vs South Carolina

11/16/17 11:30 AM ET at HTC Center (Conway, SC)

Illinois State 69 • 1-1

#	Player	FG-FGA	FG-FGA	FT-FTA	Rebounds	PF	TP	A	To	Bk	Stl	Min		
32	Bruninga, Taylor	1-3	1-3	2-2	0	0	0	5	5	0	0	0	0	19
03	Evans, Keyshawn	3-10	3-6	8-11	0	4	4	1	17	3	3	0	2	32
05	Hein, Matt	1-2	0-1	0-0	0	1	1	0	2	0	0	0	0	23
23	Tinsley, William	2-9	0-4	1-2	0	6	6	4	5	1	0	1	0	19
25	Williams, Madison	3-8	1-2	0-0	0	5	2	7	2	2	2	0	3	27
00	Gassman, Isaac	0-1	0-0	1-2	1	3	4	0	1	0	0	0	0	15
10	Fayne, Phil	6-11	0-0	2-5	4	6	10	4	14	0	3	1	2	34
24	Martin, Jerron	0-1	0-0	0-0	0	0	0	0	0	1	0	0	1	5
52	Yarbrough, Milik	2-5	0-0	14-17	0	6	6	4	18	6	6	0	0	26
	Team				0	6	6							
	Totals	18-50	5-16	28-39	5	37	42	20	69	13	14	2	8	200

FG % 1st Half: 8-22 36.4% 2nd half: 10-28 35.7% Game: 18-50 36.0%
3FG % 1st Half: 2-6 33.3% 2nd half: 3-10 30.0% Game: 5-16 31.3%
FT % 1st Half: 14-19 73.7% 2nd half: 14-18 77.8% Game: 28-39 71.8%

South Carolina 65 • 2-1

#	Player	FG-FGA	FG-FGA	FT-FTA	Rebounds	PF	TP	A	To	Bk	Stl	Min		
10	MINAYA, Justin	2-9	1-5	4-6	3	5	8	4	9	1	1	0	0	24
21	KOTSAR, Maik	3-6	0-0	1-2	2	4	6	5	7	1	4	0	2	22
30	SILVA, Chris	1-0	0-0	10-14	2	4	6	5	10	1	2	3	0	17
02	GRAVETT, Hassani	3-13	2-0	2-4	0	9	9	2	10	5	1	0	0	33
05	BOOKER, Frank	3-10	3-10	1-2	0	4	4	2	10	4	2	0	0	28
00	BEATTY, David	2-6	1-2	2-2	0	2	2	5						



80



56

GAME 4 (3-1)

Conway, S.C.
HTC Center
Nov. 17, 2017

Puerto Rico Tip-Off at Myrtle Beach


CONWAY, S.C. (AP) - Chris Silva scored 15 points and South Carolina had a dominating first-half performance to beat UTEP 80-56 in Friday's consolation bracket of the relocated Puerto Rico Tip-Off.




The Gamecocks (3-1) struggled in Thursday's loss to Illinois State, but they were much sharper against the Miners (1-2). They built a double-digit lead in the first 6 minutes and shot 55 percent in the first half, leading 50-24 by the break and by 32 after halftime.

Matt Willms scored 18 points for UTEP, which hit shots early but undercut any momentum with a constant stream of turnovers. UTEP committed 16 turnovers in the first half, leading to 21 points for the Gamecocks, and finished with 23.

The Miners lost leading scorer and rebounder Keith Frazier to a first-half injury. He appeared to land on a close-out defender on a 3-pointer and came up grabbing his right ankle with 2:25 left.



79



66

GAME 5 (4-1)

Conway, S.C.
HTC Center
Nov. 19, 2017

Martin's 100th win at Carolina

CONWAY, S.C. (AP) - South Carolina started the relocated Puerto Rico Tip-Off with a clunker. Coach Frank Martin could at least feel better about the way the Gamecocks finished it in the fifth-place game.

Wesley Myers and Chris Silva each scored 14 points, while South Carolina took control after halftime to beat Western Michigan 79-66 on Sunday.

The Gamecocks (4-1) started slow and trailed 13-2 before leading 35-34 at the break. They took over by running off 14 unanswered points during a 17-1 run while holding Western Michigan (2-3) without a basket for nearly 8 1/2 minutes.

That turned a one-point edge into a 57-40 margin on Kory Holden's 3-pointer with 10:02 left, a margin that stayed in double figures the rest of the game for Martin's 100th career win at South Carolina.

"There was a trophy for the team that won at the end, and anytime there's a trophy in place, you want to play for it," Martin said. "We're disappointed we didn't get that opportunity. But once that first game went away and that was no longer an option, then the goal is about your team to continuing to get better because you want your team playing its best in March."

The defensive performance included harassing the Broncos into 22 turnovers that led to 28 points for the Gamecocks, with a tournament-record 10 turnovers coming from Western Michigan leading scorer Thomas Wilder.


It helped that it was the second time the Gamecocks had seen Western Michigan this week. They won 78-60 at home Monday, then won in Conway after the tournament was relocated due to hurricane damage in Puerto Rico.

"I was real happy with the defensive adjustments that our guys executed today," Martin said. "We didn't get back-cut, we sat on some stuff they ran against us when they got layups, so the guys defensively were sharp on that."


Wilder scored 15 points to lead Western Michigan, while Bryce Moore tied a career-high with four 3-pointers and scored 14 points.

"Good physical effort - lost the ball game in an 8-minute stretch," Broncos coach Steve Hawkins said. "That's kind of what it came down to there."





78



61

GAME 6 (5-1)

Miami, Fla.
Ocean Bank Convocation Center
Nov. 27, 2017

Martin's first time coaching at his alma mater

MIAMI. (AP) - Chris Silva scored a career-high 26 points and grabbed 10 rebounds to lead South Carolina to a 78-61 win over FIU on Monday night.

Maik Kotsar scored 16 points, Justin Minaya added 13, and Frank Booker chipped in 12 for South Carolina (5-1) as head coach Frank Martin faced his alma mater for the first time on the road as a head coach. Martin is 3-0 against FIU.

FIU (2-4) was led by Eric Lockett's 21 points.

After hitting a 3 to give the Gamecocks a 38-36 lead going into the break after a wild first half, Booker picked up where he left off, hitting three 3s in the opening minutes of the second half to give South Carolina a 57-38 lead.

Booker's 3 were part of a pivotal 15-0 run that helped lift the Gamecocks to the win.

FIU cut the deficit to 10 points at 68-58 with six minutes left in the game, but were unable to get within single digits.

Both teams played an entertaining first half with each taking a turn at a big run.

South Carolina opened with a 9-0 run capped by an emphatic breakaway dunk by Silva. The Gamecocks' fast start continued, making 9 of their first 11 shots to build a 20-4 lead.

Then, the Golden Panthers went on its run erasing the 16-point deficit with a 27-3 run over the next 8:41.

Trejon Jacob sparked FIU by scoring seven straight points with a layup, a long 3, and a two-handed dunk to cut the deficit to 20-11.

FIU continued its surge and took a 23-22 lead following a 4-point play by Brian Beard Jr. with 8:04 left in the first half. Moments later, Beard Jr. drilled another 3 for a 29-23 advantage.

South Carolina trailed 31-23 before Silva ended the run with a basket.

The Gamecocks committed 12 turnovers and made 1 of 9 shots from the field during the run.

GAME 4



Official Basketball Box Score - Game Totals - Final Statistics
South Carolina vs UTEP
11/17/17 10:30 AM ET at HTC Center (Conway, SC)

South Carolina 80 • 3-1

#	Player	Total		3-Ptr		Reb		PF	TP	A	T	Bk	Stl	Min			
		FG	FGA	FG	FTA	FT	FTA										
19	MINAYA, Justin	4	7	3	5	2	1	3	14	3	3	0	0	28			
21	KOTSAR, Maik	6	10	1	2	1	1	2	3	14	0	0	0	20			
30	SILVA, Chris	3	8	1	2	8	9	4	7	4	15	1	4	21			
02	GRAVETT, Hassani	3	6	0	1	0	1	3	4	2	6	9	4	0	21		
05	BOOKER, Frank	2	6	1	4	2	2	1	7	1	4	0	0	25			
00	BEATTY, David	1	5	0	3	0	2	2	0	2	0	0	0	15			
10	HOLDEN, Kory	4	5	1	2	4	0	0	0	1	11	2	1	0	16		
12	GUEYE, Khadim	0	0	0	0	0	0	0	1	0	0	0	0	2			
13	HAASE, Felipe	3	7	1	3	0	0	2	5	7	2	0	0	0	24		
14	FAMOUKE DOUMBIA, I.	0	0	0	0	0	0	0	0	1	0	0	0	0	3		
15	MYERS, Wesley	1	2	0	0	0	0	3	3	1	2	1	1	0	14		
23	SCHMITT, Christian	0	1	0	1	0	0	0	0	0	0	0	0	0	3		
33	CUDD, Jason	0	1	0	0	2	2	1	3	3	2	0	0	0	6		
	Team					3	0	3									
	Totals	27	58	8	24	18	23	13	23	36	20	80	19	17	2	8	200

FG % 1st Half: 17-31 54.8% 2nd half: 10-27 37.0% Game: 27-58 46.6%
3FG % 1st Half: 5-13 38.5% 2nd half: 3-11 27.3% Game: 8-24 33.3%
FT % 1st Half: 11-13 84.6% 2nd half: 7-10 70.0% Game: 18-23 78.3%

UTEP 56 • 1-2

#	Player	Total		3-Ptr		Rebounds		PF	TP	A	T	Bk	Stl	Min			
		FG	FGA	FG	FTA	FT	FTA										
01	THOMAS, Paul	0	3	0	1	2	2	0	0	4	2	2	1	0	14		
14	WILLMS, Matt	6	10	0	0	6	9	2	4	6	3	18	1	3	1	0	32
02	HARRIS, Omega	4	7	1	2	1	2	0	4	3	10	3	4	0	2	25	
03	GLYARD, Evan	2	4	1	2	2	0	0	0	1	7	2	5	0	3	22	
05	FRAZIER, Keith	3	5	1	3	0	0	1	1	1	7	2	1	0	0	14	
04	SMITH, Tirus	0	4	0	0	1	2	1	4	5	5	1	0	2	0	13	
05	WADE, Trey	3	6	1	3	0	1	1	2	3	7	1	0	4	0	23	
11	FLAGGERT, Jake	0	0	0	0	0	0	0	2	0	0	0	0	0	1	12	
14	OSBORNE, Isaiah	1	4	1	2	1	2	0	2	1	4	0	1	1	1	24	
15	MAGEE, Kobe	0	1	0	0	0	0	2	2	0	0	0	0	0	1	15	
20	TOUCHET, Trey	0	1	0	0	0	0	0	0	1	1	0	0	0	6		
	Team					2	3	5									
Totals		19	45	5	13	13	20	6	21	27	24	56	12	23	6	8	200
FG % 1st Half:		9-21	42.9%	2nd Half:	10-24	41.7%	Game:	19-45	42.2%								
FT % 1st Half:		3-8	37.5%	2nd Half:	2-5	40.0%	Game:	5-13	38.5%								
FT % 1st Half:		3-5	60.0%	2nd Half:	10-15	66.7%	Game:	13-20	65.0%								
																Decisions	4
																Rebounds	20

FG % 1st Half: 9-21 42.9% 2nd half: 10-24 41.7% Game: 19-45 42.2%
3FG % 1st Half: 3-8 37.5% 2nd half: 2-5 40.0% Game: 5-13 38.5%
FT % 1st Half: 3-5 60.0% 2nd half: 10-15 66.7% Game: 13-20 65.0%

Score by periods	1st	2nd	Total
South Carolina	50	30	80
UTEP	24	32	56

Last FG - SC 2nd-01:49, UTEP 2nd-00:45.
Largest lead - SC by 32 2nd-12:54, UTEP None.
SC led for 39:35. UTEP led for 00:00. Game was tied for 00:25.

GAME 5



Official Basketball Box Score - Game Totals - Final Statistics
South Carolina vs Western Michigan
11/19/17 2:00 PM ET at HTC Center (Conway, SC)

South Carolina 79 • 4-1

#	Player		Total			3-Ptr		Reb		PF	TP	A	T	Bk	Stl	Min	
			FG	FGA	FG-FGA	FT	FTA	Off	Def								
10	MINAYA, Justin	f	4	9	1-4	0-0	1	2	3	1	9	0	2	2	1	33	
21	KOTSAR, Maik	f	3	7	0-0	0-3	1	3	4	3	6	0	1	1	2	29	
30	SILVA, Chris	f	4	5	0-0	6-8	3	2	5	3	14	2	0	0	1	25	
02	GRAVETT, Hassani	f	2	8	1-4	4-8	0	5	5	1	9	6	2	0	0	27	
05	BOOKER, Frank	g	4	10	3-9	0-0	0	0	0	1	11	0	2	0	2	19	
00	BEATTY, David	f	0	1	0-1	0-0	1	0	1	2	0	1	0	0	0	5	
10	HOLDEN, Kory	f	1	3	1-1	3-4	1	0	1	3	6	1	0	0	0	9	
13	HAASE, Felipe	f	3	5	2-4	2-2	1	4	5	3	10	1	2	0	1	26	
15	MYERS, Wesley	f	5	9	0-1	4-5	0	5	5	2	14	2	2	0	1	27	
	Team						4	0	4								
Totals				26	57	8-24	19-30	12	21	33	19	79	13	12	3	8	200

FG % 1st Half: 14-28 50.0% 2nd half: 12-29 41.4% Game: 26-57 45.6%
3FG % 1st Half: 4-10 40.0% 2nd half: 4-14 28.6% Game: 8-24 33.3%
FT % 1st Half: 3-10 30.0% 2nd half: 16-20 80.0% Game: 19-30 63.3%

Western Michigan 66 • 2-3

#	Player	FG		3-Ptr		Rebounds		PF	TP	A	T	Bk	Stl	Min	
		Total	FGA	FG	FTA	Off	Def								
03	DAVIS, Josh	2	7	1-3	3-4	1	5	6	4	8	2	1	0	2	28
35	JOHNSON, Brandon	2-5	0-0	0-0	1	4	5	4	4	0	2	0	0	2	28
50	DUGAN, Seth	1-2	0-1	1-2	2	2	2	4	3	3	2	1	0	18	
00	MOORE, Bryce	4-10	4-9	2-2	0	1	1	2	34	1	1	0	1	34	
10	WILDER, Thomas	5-7	0-1	5-7	1	2	3	4	15	3	10	1	3	34	
01	FLOWERS, Michael	3-4	0-1	2-3	0	0	2	0	2	10	0	2	0	16	
23	JONES, Reggie	2-5	1-4	0-0	0	2	2	0	5	1	3	0	1	17	
24	IKONGSHU, Adida	0-0	0-0	0-0	0	3	3	1	0	0	0	0	0	3	
42	LAMONT, Drake	2-3	0-0	3-4	0	2	2	4	7	0	2	0	0	22	
	Team				1	3	4								
Totals		21-44	8-21	16-21	6	24	30	24	66	9	22	1	9	200	

FG % 1st Half: 12-24 50.0% 2nd half: 9-20 45.0% Game: 21-44 47.7%
3FG % 1st Half: 3-9 33.3% 2nd half: 5-12 41.7% Game: 8-21 38.1%
FT % 1st Half: 7-8 87.5% 2nd half: 9-13 69.2% Game: 16-21 76.2%

Officials: Kipp Kissinger, Jeff Malham, Rick O'Neill
Technical fouls: South Carolina-None. Western Michigan-DAVIS, Josh.
Attendance: Game 10 of the Puerto Rico Tip-Off at Myrtle Beach
5th Place Game

Score by periods	1st	2nd	Total
South Carolina	35	44	79
Western Michigan	34	32	66

Last FG - SC 2nd-03:38, WMU 2nd-00:35.
Largest lead - SC by 18 2nd-03:38, WMU by 11 1st-15:20.
SC led for 25:14, WMU led for 11:18. Game was tied for 03:27.


GAME 6



Official Basketball Box Score - Game Totals - Final Statistics
South Carolina vs FIU
11/27/17 7:00 p.m. at Ocean Bank Convocation Ctr (Miami, Fla.)

South Carolina 78 • 5-1

#	Player	Total		3-Ptr		Rebounds		PF	TP	A	T	Bk	Stl	Min
		FG	FGA	FG	FTA	FT	FTA							
02	GRAVETT, Hassani	3	5	1-2	0-0	3	7	10	7	1	0	1	7	28
05	BOOKER, Frank	4	8	4-8	0	1	3	4	0	12	4	0	1	34
10	MINAYA, Justin	5	11	3-6	0	1	3	4	3	13	2	1	0	36
30	KOTSAR, Maik	8	13	0-1	3-3	6	1	16	6	1	1	1	3	33
3	SILVA, Chris	10-13	0-0	6-10	3-4	4	26	1	4	1	0	0	0	29
00	BEATTY, David	0-1	0-1	0-0	0	0	0	0	0	0	0	0	0	4
01	HOLDEN, Cory	0-3	0-2	0-0	0	0	0	1	2	2	0	0	0	12
12	GUEYE, Khadim	0-0	0-0	0-0	1	0	1	2	0	0	0	0	0	0
13	HASE, Foster	2-5	0-1	0-0	0	0	0	5	9	3	0	0	0	13
14	FAMOUKE DOUMBIA, I.	0-0	0-0	0-0	0	0	0	0	0	0	0	0	0	1
15	MYERS, Wesley	0-2	0-1	0-0	0	1	1	0	1	0	1	0	0	7
	Team				1	2	3			2				



60

76

GAME 7 (5-2)

New York City
Madison Square Garden
Nov. 30, 2017
2017 Under Armour Reunion

NEW YORK (AP) - Quinton Rose scored a season-high 24 points to lead Temple to a 76-60 rout over South Carolina on Thursday night in the second game of the Under Armour Reunion at Madison Square Garden.




Damion Moore finished with 20 points and 10 rebounds, and Obi Enechionya added 15 points for Temple, which improved to 4-1 with its fourth win in its last five games.

South Carolina dropped to 5-2. The game was South Carolina's first at Madison Square Garden since Sweet 16 and Elite Eight wins over Baylor and Florida, respectively, last March.

David Beatty led the Gamecocks with 13 points. Maik Kotsar scored 12 and Justin Minaya tallied 11.

Leading 38-27 at the start of the second half, Temple outscored the Gamecocks 16-12 in the first 8:20 to extend its lead 54-39. The Owls started the second half with two Enechionya dunks and a jumper, a Moore jam and jumper, and eight points from Rose.

The lead grew to 60-41 after Moore's putback and layup on consecutive possessions. Following the layup with 9:39 left, Gamecocks coach Frank Martin called time out. It did not matter as Temple pushed its lead to 23, 66-43, after Rose's lay-in at 6:27.



76

70

GAME 8 (6-2)

Columbia, S.C.
Colonial Life Arena
Dec. 2, 2017
Haase notches first double-double

COLUMBIA, S.C. (AP) - Freshman Justin Minaya scored 17 points, Chris Silva had 12 of his 14 points in the second half and South Carolina defeated UMass 76-70 on Saturday.

Silva, coming off a two-point performance in a Thursday loss to Temple at Madison Square Garden, was in foul trouble for most of the game. He and Maik Kotsar entered the game with 5:40 remaining with four fouls apiece and Silva delivered back-to-back dunks in 34 seconds to put USC up by six.


The Minutemen cut the advantage to two with 19.4 seconds remaining on a 3-pointer by Carl Pierre, but Hassani Gravett made four straight free throws to seal it.

Gravett finished with 14 points for South Carolina (6-2), while freshman Felipe Haase chipped in 11.

"The job me and my staff are doing right now is pathetic," South Carolina coach Frank Martin said. "We regressed this week. We're a worse basketball team than we were eight days ago. That's my job to make sure that doesn't happen."

Luwane Pipkins led UMass (3-5) with 25 and Pierre added 12. The Minutemen have lost four straight.

"I thought our guys were prepared. I thought our guys were excited. I thought they were ready to play . but, in order to win a game like this, it starts with your approach every single day," UMass coach Matt McCall said.



80

64

GAME 9 (7-2)

Columbia, S.C.
Colonial Life Arena
Dec. 6, 2017
Silva's eighth career double-double

COLUMBIA, S.C. (AP) - Chris Silva scored 19 points and grabbed 10 rebounds, Felipe Haase added 17 with nine boards, and South Carolina used a big second-half run to beat Wyoming 80-64 on Wednesday night.

Frank Booker scored 16 points with three 3-pointers, six rebounds and three steals. Freshman Justin Minaya added 11 points for the Gamecocks (7-2), who outrebounded the Cowboys 43-34 and scored 24 points off of 18 Wyoming turnovers.

Haase's 3 put South Carolina up for good, 25-22, and the Gamecocks finished the first half on a 13-3 run to lead 35-25 at halftime.

Wyoming closed to 37-33 on Justin James' free throw early in the second half, but the Gamecocks countered with a 21-6 run to regain control and led by double digits the rest of the way. Minaya hit consecutive threes in the run and Booker scored seven points.

James scored 20 points with 12 rebounds and Hayden Dalton added 12 points and six rebounds for Wyoming (6-3). Louis Adams scored 12 and Alexander Aka Gorski had 10.

GAME 7



Official Basketball Box Score - Game Totals - Final Statistics
SOUTH CAROLINA vs TEMPLE
11/30/17 9pm at Madison Square Garden, New York, NY

SOUTH CAROLINA 60

#	Player	f	g	Total		3-Ptr		Rebounds		PF	TP	A	T	Bk	Stl	Min	
				FG	F-GA	FG	F-GA	FT	FTA								Off
10	MINAYA, Justin	f		3-7	1-3	4-4		1	6	7	0	11	2	0	2	32	
21	KOTSAR, Maik	f		5-7	2-2	0-0		3	0	3	4	12	2	2	0	28	
30	SILVA, Chris	f		2-10	0-1	1-2		4	5	9	3	5	1	6	2	28	
02	GRAVETT, Hassani		9	3-6	1-3	0-0		0	3	3	1	7	1	3	1	28	
05	BOOKER, Frank			1-7	0-3	2-2		0	2	2	1	4	1	0	0	20	
00	BEATTY, David			6-11	1-5	0-0		0	0	0	3	13	2	1	1	23	
01	HOLDEN, Kory			0-2	0-0	0-0		0	0	0	1	0	0	0	0	4	
13	HAASE, Felipe			0-2	0-2	1-2		0	1	1	0	1	0	2	0	18	
18	MYERS, Wesley			2-6	1-2	0-0		2	2	1	5	2	1	0	0	26	
33	CUDDO, Jason			0-0	0-0	2-2		0	1	1	0	2	0	0	0	1	
Team								3	2	5							
Totals				22-58	6-21	10-12	13	20	33	14	60	9	17	4	7	200	

FG % 1st Half: 11-26 42.3% 2nd half: 11-32 34.4% Game: 22-58 37.9%
3FG % 1st Half: 4-10 40.0% 2nd half: 2-11 18.2% Game: 6-21 28.6%
FT % 1st Half: 1-2 50.0% 2nd half: 9-10 90.0% Game: 10-12 83.3%

TEMPLE 76

#	Player	Total	3-Ptr		Rebounds		PF	TP	A	T	Bk	Stl	Min	
			FG-FGA	FG-FGA	FT-FTA	Off								Def
00	ENECHIONYA, OBI	f	6-8	0-1	3-3	0	5	5	2	15	3	3	6	35
01	BROWN, JOSH	f	3-9	1-3	0-0	0	2	2	0	7	1	0	0	26
24	AFLAKPUI, ERNEST	f	0-0	0-0	0-0	1	0	1	0	4	0	1	1	8
02	ALSTON, JR, SHIZZ	g	2-11	1-5	0-0	0	4	4	1	5	2	3	0	36
13	ROSE, QUINTON	g	10-13	2-3	4-4	0	2	2	0	24	1	1	0	33
02	MOORE II, ALAN	g	0-4	0-3	0-0	0	1	1	0	2	2	2	0	10
04	MOORMAN II, JP	g	0-1	0-1	0-0	0	0	0	0	0	0	0	0	2
15	PIERRE-LOUIS, NATE	g	0-1	0-0	3-4	2	1	3	0	3	1	0	0	7
21	HAMILTON, JUSTYN	g	0-0	0-0	0-0	0	0	0	1	0	0	0	0	2
22	PERRY, DEVONDRE	g	0-2	0-1	2-2	1	1	2	2	2	0	0	1	14
23	MOORE, DAMION	g	8-11	0-0	4-8	5	5	10	2	20	1	1	0	26
25	LEONARD, STEVE	g	0-0	0-0	0-0	0	0	0	0	0	0	0	0	0+
32	NUÑEZ DE CARVALHO,	g	0-0	0-0	0-0	0	0	0	0	0	0	0	0	1
Totals		29-60	4-17	14-21	15	22	37	13	76	11	14	8	12	200

FG % 1st Half: 14-30 46.7% 2nd half: 15-30 50.0% Game: 29-60 48.3%
3FG % 1st Half: 3-10 30.0% 2nd half: 1-7 14.3% Game: 4-17 23.5%
FT % 1st Half: 7-11 63.6% 2nd half: 7-10 70.0% Game: 14-21 66.7%

Officials: Tom Eades, Rick Crawford, Antonio Petty
Technical fouls: SOUTH CAROLINA-None. TEMPLE-None.
Attendance: 6081

Score by periods	1st	2nd	Total
SOUTH CAROLINA	27	33	60
TEMPLE	38	38	76

Last FG - SC 2nd-00:29, TU 2nd-01:54.
Largest lead - SC by 2 1st-15:10, TU by 23 2nd-06:28.
SC led for 01:07, TU led for 36:04. Game was tied for 02:49.

GAME 8



Official Basketball Box Score - Game Totals - Final Statistics
UMass vs South Carolina
12/2/17 2 p.m. ET at Columbia, S.C. (Colonial Life Arena)

UMASS 70 • 3-5

#	Player		Total		3-Ptr		Rebounds		PF	TP	A	T	Bk	Stl	Min
			FG	F-GA	FG	F-GA	FT	FT-FTA							
00	HINES, Malik	f	2-5	0-0	0-0	0-0	4	4	4	0	3	0	0	0	13
45	HOLLOWAY, Rashaan	c	4-6	0-0	0-0	3-3	6	5	8	0	1	0	0	0	19
02	PIPKINS, Luwane	g	10-20	4-11	1-1	0-3	3	4	25	4	5	0	0	0	34
23	ANDERSON, C.J.	g	2-4	1-1	0-0	0-4	4	2	5	8	3	0	1	37	
42	MILLER, Rayshawn	g	3-7	2-5	0-0	0-1	1	5	8	1	1	0	0	0	33
05	MCLEAN, Unique	g	1-3	1-1	2-2	0-0	0	1	5	0	0	0	0	0	15
05	BALDWIN, Chris	g	0-1	0-0	0-0	0-1	0	0	0	0	0	0	0	0	3
12	PIERRE, Carl	g	4-11	4-8	0-0	1-4	5	4	12	0	4	2	0	30	
14	TURNER-MORRIS, Khale	g	1-2	0-0	1-2	0-1	2	3	3	0	0	0	0	0	16
Team															
Totals			27-59	12-26	4-5	5	21	26	70	13	17	0	3	200	

FG % 1st Half: 13-31 41.9% 2nd half: 14-28 50.0% Game: 27-59 45.8%
3FG % 1st Half: 7-12 58.3% 2nd half: 5-14 35.7% Game: 12-26 46.2%
FT % 1st Half: 2-2 100.0 2nd half: 2-3 66.7% Game: 4-5 80.0%

South Carolina 76 • 6-2

#	Player		Total		3-Ptr		Rebounds		PF	TP	A	T	Bk	Stl	Min
			FG	F-GA	FG	F-GA	Off	Def							
10	MINAYA, Justin	f	6-11	1-4	4-6	1	3	4	1	17	1	2	0	0	33
21	KOTSAR, Maik	f	4-8	0-1	0-3	3	5	8	4	8	1	1	0	0	24
30	SILVA, Chris	f	6-7	0-0	2-3	0	4	4	4	14	1	3	0	2	18
02	GRAVETT, Hassani	g	4-8	0-1	6-9	1	2	0	14	4	0	0	3	31	
05	BOOKER, Frank	g	3-8	2-5	1-2	0	4	4	1	9	1	2	0	1	29
00	BEATTY, David	g	0-1	0-0	0-0	0	0	0	1	0	0	0	0	0	6
01	HOLDEN, Kory	g	0-1	0-1	0-0	0	0	0	0	3	4	0	0	8	
13	HAASE, Felipe	g	4-9	0-2	3-4	1	9	10	1	11	0	2	1	2	29
15	MYERS, Wesley	g	1-2	0-1	1-2	2	1	3	0	3	2	0	0	0	13
33	CUDDO, Jason	g	0-0	0-0	0-0	0	0	0	0	1	1	0	0	9	
	Team					0	1	1							
	Totals		28-55	3-15	17-29	8	28	36	12	76	14	15	1	11	200

FG % 1st Half: 15-27 55.6% 2nd half: 13-28 46.4% Game: 28-55 50.9%
3FG % 1st Half: 1-8 12.5% 2nd half: 2-7 28.6% Game: 3-15 20.0%
FT % 1st Half: 3-9 33.3% 2nd half: 14-20 70.0% Game: 17-29 58.6%

Officials: Doug Simmons, Olanidis Poole, Garrick Shannon
Technical fouls: UMass-None. South Carolina-None.
Attendance: 10832
Game Time: 1:58

Score by periods	1st	2nd	Total
UMass	35	35	70
South Carolina	34	42	76

Last FG - UMass 2nd-00:20, SC 2nd-01:22.
Largest lead - UMass by 5 2nd-13:24, SC by 12 1st-10:10.
UMass led for 07:42, SC led for 29:47. Game was tied for 02:31.



GAME 9



Official Basketball Box Score - Game Totals - Final Statistics
Wyoming vs South Carolina
12/6/17 7 p.m. ET at Columbia, S.C. (Colonial Life Arena)

Wyoming 64 • 6-3

#	Player	Total		3-Ptr		Rebounds		PF	TP	A	T	Bk	Stl	Min	
		FG	F-GA	FG	F-GA	Off	Def								
05	HERNDON, Alan	f	3-7	1-5	0-0	0	3	3	2	7	2	2	2	1	31
20	DALTON, Hayden	f	5-12	0-2	2-2	2	4	6	4	12	5	5	0	3	34
00	REDDING, Nyaires	g	0-1	0-1	0-0	0	0	0	0	3	0	1	0	0	10
01	JAMES, Justin	g	4-12	1-3	11-14	1	11	12	3	20	3	3	1	3	35
03	AKA GORSKI, Alexander	g	3-8	3-8	1-2	0	3	3	2	10	2	2	0	0	34
02	MOEMEKA, Andrew	g	0-0	0-0	0-0	0	1	1	0	0	0	0	0	0	2
10	KELLEY, Cody	g	0-3	0-2	1-2	0	2	2	2	1	1	2	0	0	14
12	MALDONADO, Hunter	g	0-1	0-1	0-0	0	0	0	1	0	0	0	0	0	2
21	ADAMS, Louis	g	3-10	1-3	5-6	2	1	3	12	1	3	0	0	0	26
23	NAUGHTON, Jordan	g	1-2	0-0	0-0	1	1	2	2	0	0	0	0	0	12
Team			10-56	6-35	30-36	11	72	72	64	14	18	3	7	7	300

	80	GAME 10 (8-2)	
	78	Columbia, S.C. Colonial Life Arena Dec. 9, 2017 <i>Gravett jumper with 6.5 seconds to play</i>	

COLUMBIA, S.C. (AP) - Hassani Gravett scored a lay-up, followed by a free throw with 6.5 seconds remaining to give South Carolina an 80-78 victory over Coastal Carolina in Colonial Life Arena on Saturday.

The play allowed the Gamecocks to earn a victory in a game they trailed by as many as five in the second half. They survived Coastal Carolina getting two shots off as time ran out. The win, which improved USC's record to 8-2, was its third straight since returning home.

The loss dropped the Chanticleers to 5-5.

Frank Martin has built his coaching reputation on defense. He has been frustrated that this year's team has not displayed toughness on that side of the court. The Chanticleers exploited South Carolina's defense throughout the first half, connecting on seven of 14 3-point attempts. When Coastal wasn't scoring from long range, its guards managed to beat defenders off the dribble.

The Chanticleers continued to take advantage of USC's defense in the second half, earning its largest lead (69-64) with 7:56 remaining on an Arthur Labinowicz jumper. The Gamecocks pulled within one on several occasions, but appeared unable to regain the lead. USC tied things at 76 with 2:03 remaining on a driving layup by Maik Kotsar.

South Carolina, which trailed in the later stages of the opening 20 minutes, managed to rally and go into the locker room tied at 47. The Gamecocks out-scored Coastal Carolina by 12 on the free throw line.

GAME 10



Official Basketball Box Score – Game Totals – Final Statistics
Coastal Carolina vs South Carolina
12/9/17 12 p.m. ET at Columbia, S.C. (Colonial Life Arena)

Coastal Carolina 78 • 5-5

#	Player	Total		3-Ptr		Rebounds		PF	TP	A	TO	Bk	Stl	Min	
		FG	FGA	FG	FGA	FT	FTA								
40	Cuthbertson, Zac	f	5-10	1-2	0-0	2	2	4	3	11	4	2	1	0	34
30	Coleman, Josh	c	0-1	0-0	0-0	0	0	0	5	0	0	0	0	0	8
01	Sanders, Ajay	g	5-9	4-5	0-0	1	3	4	0	14	2	5	1	1	29
05	Shaw, Jaylen	g	6-15	0-2	5-6	1	5	6	2	17	3	3	0	2	33
13	Lindsey, Matt	g	1-6	1-4	0-0	0	1	1	1	3	1	0	0	2	28
00	Brown, Tre		1-2	0-0	0-0	0	4	4	4	2	2	0	0	1	7
02	Labinowicz, Artur		2-8	1-7	4-5	1	1	2	2	9	3	1	0	0	23
15	Bamba, Amidou		1-2	0-0	0-0	1	0	1	4	2	0	0	0	0	13
20	Beck, Demario		8-10	3-4	1-2	3	3	6	4	20	2	3	0	2	25
Team						4	5			1					
Totals			29-63	10-24	10-13	13	20	33	25	78	17	15	2	8	200
FG % 1st Half: 15-29 51.7% 2nd half: 14-34 41.2% Game: 29-63 46.0% Deadball Rebounds 4.3															
3FG % 1st Half: 7-14 50.0% 2nd half: 3-10 30.0% Game: 10-24 41.7%															
FT % 1st Half: 10-13 76.9% 2nd half: 0-0 0.0% Game: 10-13 76.9%															

South Carolina 80 • 8-2

#	Player	FG	Total FGA	3-PT FGA	FT	FTA	Rebounds Off	Def	PF	TP	A	To	Bk	Stl	Min
10	MINAYA, Justin	f	4-9	3-7	2-2	2	2	4	2	13	1	4	0	1	33
21	KOTSAR, Maik	f	3-7	0-0	0-0	2	2	4	1	6	2	0	1	0	30
30	SILVA, Chris	f	2-5	1-1	10-13	2	7	9	1	15	1	1	3	2	35
02	GRAVETT, Hassani	g	3-9	0-2	3-5	1	0	1	3	9	4	2	0	1	25
05	BOOKER, Frank	g	7-12	3-7	2-4	1	4	5	2	19	3	2	0	2	34
01	HOLDEN, Kory		1-5	0-1	0-0	1	0	1	1	2	3	1	0	0	13
13	HAASE, Felipe		3-4	0-1	1-1	1	4	5	0	7	0	2	0	0	14
15	MYERS, Wesley		1-2	1-1	3-4	1	0	1	2	6	0	1	0	0	11
23	HINSON, Evan		1-2	0-0	1-2	0	0	0	1	3	0	1	0	0	5
Team							1	0							
Totals			25-55	8-20	22-31	12	19	31	13	80	14	14	4	6	200
FG % 1st Half: 14-29 48.3%		2nd half: 11-26 42.3%		Game: 25-55 45.5%		Deadball Rebounds 4.1									
3FG % 1st Half: 6-11 54.5%		2nd half: 2-9 22.2%		Game: 8-20 40.0%											
FT % 1st Half: 13-17 76.5%		2nd half: 9-14 64.3%		Game: 22-31 71.0%											



Officials: Anthony Jordan, Terry Moore, Bart Lenox
Technical fouls: Coastal Carolina-None. South Carolina-None.
Attendance: 11724
Game Time: 1:59

Score by periods	1st	2nd	Total
Coastal Carolina	47	31	78
South Carolina	47	33	80

	In	Off	2nd	Fast	
Points	Paint	T/O	Chance	Break	Bench
COASTA	28	16	14	7	33
SC	24	11	10	2	18

Score tied - 8 times.
Lead changed - 8 times.

Last FG - COASTAL 2nd-01:00, SC 2nd-00:06.
Largest lead - COASTAL by 5 2nd-08:05, SC by 7 1st-12:50.
COASTAL led for 17:13. SC led for 17:54. Game was tied for 01:43.

	48	GAME 11 (8-3)	
	64	Clemson, S.C. Littlejohn Coliseum Dec. 19, 2017 <i>168th meeting all-time</i>	

CLEMSON, S.C. - Marquise Reed poured in a career-high 25 points, 18 of them coming in the second half, to help lead Clemson (10-1) to a 64-48 victory over in-state rival South Carolina (8-3) Tuesday night at Littlejohn Coliseum.

The game was back-and-forth for much of the first half, but the Tigers pushed in front thanks to four Reed 3s midway in the second half. The Gamecocks were unable to find their rhythm offensively, shooting just 35 percent (19-of-54) from the field.

Chris Silva led Carolina with 12 points and nine rebounds. Wesley Myers, who played a season-high 31 minutes, scored 10 points off the bench.

Gabe DeVoe (12) and Shelton Mitchell (10) each scored in double figures off the bench for Clemson, who never trailed in the contest.

GAME 11



Official Basketball Box Score – Game Totals – Final Statistics
South Carolina vs Clemson
12/19/17 7:01 PM ET at Clemson, S.C. (Littlejohn Coliseum)

South Carolina 48 • 8-3

#	Player	Total		3-Ptr		Rebounds		PF	TP	A	TO	Bk	Stl	Min									
		FG	FGA	FG	FGA	FT	FTA																
10	MINAYA, Justin	f	0-6	0-1	0-0	3	2	5	1	0	1	2	0	0	29								
21	KOTSAR, Maik	f	3-5	0-0	0-0	1	5	6	1	6	0	1	2	1	32								
30	SILVA, Chris	f	4-10	0-1	4-4	3	6	9	4	12	0	4	1	0	25								
02	GRAVETT, Hassani	g	1-7	1-5	0-0	0	1	1	3	3	1	1	0	0	15								
05	BOOKER, Frank	g	0-4	0-2	2-2	2	0	2	4	2	1	0	0	0	15								
00	BEATTY, David		2-5	0-2	1-2	0	0	0	1	5	0	0	0	1	14								
01	HOLDEN, Kory		4-5	0-0	0-0	0	1	1	0	8	1	3	1	1	15								
13	HAASE, Felipe		1-5	0-3	0-0	0	2	2	0	2	0	1	0	0	22								
15	MYERS, Wesley		4-7	1-2	1-2	1	2	3	1	10	0	1	0	0	31								
23	HINSON, Evan		0-0	0-0	0-0	0	0	0	2	0	0	0	0	0	2								
Team						2	0	2															
Totals			19-54	2-16	8-10	12	19	31	17	48	3	14	4	3	200								
FG % 1st Half: 9-24 37.5%		2nd half: 10-30 33.3%		Game: 19-54 35.2%		Deadball Rebounds 1																	
3FG % 1st Half: 0-6 0.0%		2nd half: 2-10 20.0%		Game: 2-16 12.5%																			
FT % 1st Half: 8-10 80.0%		2nd half: 0-0 0.0%		Game: 8-10 80.0%																			

Clemson 64 • 10-1



#	Player	Total		3-Ptr		Rebounds		PF	TP	A	TO	Bk	Stl	Min	
		FG	FGA	FG	FGA	FT	FTA								
32	GRANTHAM, Donte	f	2-7	1-3	0-0	2	5	7	3	5	1	2	1	0	20
14	THOMAS, Elijah	c	4-6	0-0	0-2	3	3	6	1	8	1	2	5	3	29
02	REED, Marquise	g	6-11	5-9	8-11	0	6	6	0	25	3	4	0	3	37
04	MITCHELL, Shelton	g	3-8	0-1	4-5	0	3	3	1	10	1	2	0	0	30
10	DEVOE, Gabe	g	4-10	1-4	3-4	1	2	3	0	12	1	2	0	2	36
00	TRAPP, Clyde		0-0	0-0	0-0	0	0	0	0	0	0	0	0	0	3
05	DONNALL, Mark		0-1	0-0	0-0	2	2	4	0	0	0	0	0	0	11
24	SKARA, David		1-2	1-2	0-0	0	2	0	3	0	1	2	1	1	17
15	SMMS, Aamir		0-1	0-1	1-2	0	3	0	1	1	1	0	0	0	17
	Team					1	2								
Totals			20-46	8-20	16-24	9	25	34	9	64	8	15	8	9	200
FG % 1st Half: 8-19 42.1%		2nd half: 12-27 44.4%		Game: 20-46 43.5%		Deadball Rebounds 5									
3FG % 1st Half: 3-9 33.3%		2nd half: 5-11 45.5%		Game: 8-20 40.0%											
FT % 1st Half: 12-16 75.0%		2nd half: 4-8 50.0%		Game: 16-24 66.7%											

Officials: Mike Eades, Ron Groover, James Breeding
Technical fouls: South Carolina-None. Clemson-None.
Attendance: 8031
Flagrant 1 foul on South Carolina #10 at 3:19 mark of first half
Flagrant 1 foul on South Carolina #30 at 13:19 mark of second half


Score by periods	1st	2nd	Total
South Carolina	26	22	48
Clemson	31	33	64

Last FG - SC 2nd-00:07, CU 2nd-01:05.
Largest lead - SC None, CU by 19 2nd-02:13.
SC led for 00:00. CU led for 38:32. Game was tied for 01:28.

Score tied - 1 time.
Lead changed - 0 times.

	74	GAME 12 (9-3)	
	45	Columbia, S.C. Colonial Life Arena Dec. 27, 2017 <i>Gamecocks pull away in second half</i>	

COLUM



69

74

GAME 13 (9-4, 0-1 SEC)

Oxford, Miss.
The Pavilion
Dec. 31, 2017
SEC Opener

OXFORD, Miss. (AP) - Deandre Burnett scored 18 points and Mississippi converted eight consecutive free throws in the final 90 seconds to defeat South Carolina 74-69 in the Southeastern Conference opener for both teams Sunday.

Markel Crawford and Bruce Stevens added 17 and 10 points, respectively, for the Rebels (8-5). Burnett hit consecutive three-point shots to highlight a 16-6 run and build a 61-55 lead with 6:23 left. Ole Miss closed it at the free throw line, hitting 20 of 23 (87 percent) in the second half.


Chris Silva had 21 points and 13 rebounds for South Carolina (9-4), but was hampered by foul trouble during the decisive Ole Miss surge.

Frank Booker added 21 points, hitting 6 of 10 from the 3-point line.

Ole Miss was 20 of 49 (41 percent) from the field, 8 of 21 (38 percent) from 3-point range and 26 of 33 (78 percent) from the free throw line.

The Rebels forced 14 turnovers and blocked seven shots.

South Carolina finished 22 of 58 (38 percent) from the field, but managed only 10 of 34 apart from Silva and Booker. The Gamecocks were 8 of 20 (40 percent) from the 3-point line and 17 of 26 (65 percent) from the free throw line. The Gamecocks won the rebound battle, 43-30, including 14 offensive boards.



68

79

GAME 14 (9-5, 0-2 SEC)

Columbia, S.C.
Colonial Life Arena
Jan. 3, 2018
SEC home opener

COLUMBIA, S.C. (AP) - Missouri coach Cuonzo Martin was happy his team opened Southeastern Conference play with a road win - and not just because the Tigers had not accomplished that in almost four years. "We know how tough they are" to get, Martin said after Missouri's 79-68 win over South Carolina on Wednesday night.

Especially after the Tigers' had lost their past 32 league games on the road.

"The fact that we broke the long, SEC losing streak on the first conference game means a lot," said Jordan Barnett, who had 19 points off four 3-pointers for Missouri (11-3, 1-0 SEC). "We still think we can get a lot better."

Martin understood his players' excitement over the victory after the program had not won an SEC game on the road since topping Arkansas 75-71 on Jan. 28, 2014. But the first-year coach did not want to burden his team any more with what happened before he arrived.

"The past is the past, we learn from it," Martin said. "I know how important, how valuable it is to win road games."

Kassius Robertson had 23 points and Jontay Porter and Barnett scored 19 apiece for Missouri.

Robertson, Porter, the freshman brother of injured star Michael Porter Jr., and Barnett combined 13 of Missouri's 14 3-pointers. Porter set a career high for the Tigers.

Missouri's long-range shooting took care of this one early. It had nine 3s in the opening half to build a 15-point lead and kept the pressure on South Carolina (9-5, 0-2) throughout with its long-range shooting.

It was not the home SEC debut South Carolina envisioned. Point guard Hassani Gravett missed his second straight game with a right ankle injury and a Southern ice and snow storm along the coast dropped temperatures into the 20s and kept many fans home.


The Gamecocks closed to 20-19 on Felipe Haase's 3-pointer with 8:43 left before the half when Missouri took off on a 16-2 run to gain a stronghold it never relinquished. South Carolina got a 21-point deficit to 74-65 on Justin Minaya's 3-pointer with 2:03 to go.

But Robertson had a layup and two foul shots to keep the Tigers out front.

Chris Silva led the Gamecocks with 18 points.

South Carolina coach Frank Martin said his team is lacking in fiery, tough-minded leaders as it had in past years with players like Sindarius Thornwell and Michael Carrera. "We don't have any of that right now," Martin said.

The Gamecocks dropped their first two SEC games for the first time since 2014-15.



71

60

GAME 15 (10-5, 1-2 SEC)

Columbia, S.C.
Colonial Life Arena
Jan. 6, 2018
Silva leads Gamecocks with career high 27 points in win

COLUMBIA, S.C. (AP) - Chris Silva scored a career-high 27 points and had eight rebounds and South Carolina beat Vanderbilt 71-60 on Saturday for its first Southeastern Conference win of the season.

The Gamecocks (10-5, 1-2) entered with back-to-back losses to Mississippi and Missouri. Vanderbilt, which fell to 6-9 overall, is 1-2 in SEC play.

South Carolina outscored the Commodores by 13 after half-time, thanks mostly to Silva and guard Wesley Myers, who scored all of his 17 points in the second half.

Vanderbilt, which led 28-26 at halftime, closed to 48-45 on Jeff Roberson's free throws with 8:21 to play, but Silva made five straight free throws and the Gamecocks began to pull away, finishing with 10 free throws in the final 58 seconds.

It was a cold-shooting affair from the get-go. The Commodores made just 8 of 23 first-half field goals to South Carolina's 10 of 28. The teams combined for more fouls (20) than made field goals (18) in the opening 20 minutes.

Saben Lee scored 17 points, Matthew Fisher-Davis added 12 and blocked four shots, and Djery Baptiste scored 10 points with three steals for Vanderbilt.

GAME 13



Official Basketball Box Score - Game Totals - Final Statistics
South Carolina vs Ole Miss
12/31/17 5:05 p.m. at Oxford, Miss.

South Carolina 69 • 9-4, 0-1 SEC

#	Player		Total		3-Ptr		Reb		Def		PF	TP	A			Min
			FG	FGA	FG	FTA	Off	Def	A	To			Blk	Stl		
19	MINAYA, Justin	f	2-3	0-1	0-0	1	3	4	4	3	1	1	1	0	14	
21	KOTSAR, Malik	f	0-7	0-1	2-3	0	4	4	3	2	2	4	1	0	31	
20	SILVA, Chris	f	5-11	0-0	11-14	6	7	13	4	21	1	1	2	0	30	
05	BOOKER, Frank	g	7-13	6-10	1-2	0	1	1	2	21	2	0	0	0	34	
15	MYERS, Wesley	g	1-7	0-1	1-3	1	1	2	4	3	5	4	0	0	30	
02	BEATTY, David	g	4-10	1-4	0-1	0	6	6	3	9	2	3	0	2	33	
10	GUEYE, Khadim	0	0-0	0-0	0-0	0	0	0	0	0	0	0	0	0	4	
13	HAASE, Felipe	g	3-7	1-3	2-3	1	5	6	1	9	1	1	0	0	24	
Team							5		2							
Totals			22-58	8-20	17-26	14	29	43	21	69	16	14	4	2	200	

FG % 1st Half: 10-28 35.7% 2nd half: 12-30 40.0% Game: 22-58 37.9%
3FG % 1st Half: 2-6 33.3% 2nd half: 6-14 42.9% Game: 8-20 40.0%
FT % 1st Half: 8-13 61.5% 2nd half: 9-13 69.2% Game: 17-26 65.4%

Ole Miss 74 • 8-5, 1-0 SEC

#	Player		FG		3-Ptr		Reb		Off		Def	PF	A	T	Blk	Stl	Min
			%	FGA	%	FTA	Off	Def	Off	Def							
50	Furmanavicius, Justas	f	1-3	0-0	3-4	0	1	1	1	5	0	0	0	0	0	1	19
10	Olejniczak, Dominik	0	0-0	0-0	0-0	0	2	2	4	0	0	1	2	0	1	2	13
00	Shuler, Devontae	g	2-7	2-5	0-0	0	1	1	0	6	1	0	0	1	0	1	20
01	Burnett, Deandre	g	3-12	3-7	9-14	0	1	1	1	18	6	1	0	1	0	1	33
05	Crawford, Markel	g	5-10	3-6	4-4	0	2	2	3	17	1	1	0	3	0	3	30
02	Hymon, Marcanvis	3-4	0-0	1-1	2-2	4	2	7	1	0	2	0	0	2	0	2	22
03	Davis, Terence	1-4	0-2	2-2	0	5	5	4	4	3	1	2	1	2	0	1	19
04	Tyree, Brein	1-5	0-1	5-6	0	4	4	3	7	2	1	0	0	1	0	1	18
12	Stevens, Bruce	4-4	0-0	2-2	0	4	4	10	0	0	2	1	2	0	1	2	26
Team						2	4	6			1						
Totals			20-49	8-21	26-33	4	26	30	23	74	15	8	7	9	200		

FG % 1st Half: 10-28 35.7% 2nd half: 10-21 47.6% Game: 20-49 40.8%
3FG % 1st Half: 5-14 35.7% 2nd half: 3-7 42.9% Game: 8-21 38.1%
FT % 1st Half: 6-10 60.0% 2nd half: 20-23 87.0% Game: 26-33 78.8%

Officials: Doug Shous, Patrick Evans, Vladimir Voyard-Tadal
Technical fouls: South Carolina-None. Ole Miss-Davis, Terence.
Attendance: 5849

Score by periods	1st	2nd	Total
South Carolina	30	39	69
Ole Miss	31	43	74

Last FG - SC 2nd-03:43, OM 2nd-05:05.
Largest lead - SC by 9 1st-11:55, OM by 6 2nd-06:23.
SC led for 22:29. OM led for 13:53. Game was tied for 03:32.

GAME 14



Official Basketball Box Score - Game Totals - Final Statistics
Missouri vs South Carolina
1/3/18 9 p.m. ET at Columbia, S.C. (Colonial Life Arena)

Missouri 79 • 11-3, 1-0 SEC

#	Player		Total		3-Ptr		Rebounds		PF	TP	A	To	Blk	Stl	Min
			FG	FGA	FG	FGA	FT	FTA							
21	BARNETT, Jordan	f	6-9	4-6	3-3	0	2	2	3	19	1	3	1	2	39
23	TILMON, Jeremiah	f	1-2	0-0	0-2	2	0	2	5	2	0	3	2	0	11
24	PURYEAR, Kevin	f	2-6	0-1	2-2	3	3	6	3	6	2	0	1	0	33
02	ROBERTSON, Kassius	g	6-12	4-8	7-8	0	1	1	2	23	1	2	0	2	34
05	GEIST, Jordan	g	3-6	1-2	3-5	0	4	4	3	10	6	1	0	1	29
01	PHILLIPS, Terrence	0	0-0	0-0	0-0	0	1	1	0	0	1	1	0	0	6
11	PORTER, Jontay	5-9	5-7	4-4	1	6	7	5	19	1	2	4	0	0	27
14	NIKKO, Reed	0-2	0-0	0-0	0-0	2	2	2	0	0	0	0	0	1	8
3	VANLEER, Cullen	0-0	0-0	0-0	0-0	0	0	0	0	0	0	0	0	0	2
55	HARRIS, Blake	0-3	0-0	0-0	0-1	1	2	0	3	1	0	1	0	1	11
Team						2	3	5							
Totals			23-49	14-24	19-24	8	23	31	26	79	15	13	8	7	200

FG % 1st Half: 11-25 44.0% 2nd half: 12-24 50.0% Game: 23-49 46.9%
3FG % 1st Half: 9-16 56.3% 2nd half: 5-8 62.5% Game: 14-24 58.3%
FT % 1st Half: 8-9 88.9% 2nd half: 11-15 73.3% Game: 19-24 79.2%

South Carolina 68 • 9-5, 0-2 SEC

#	Player		Total		3-Ptr		Rebounds		PF	TP	A	To	Blk	Stl	Min
			FG	FGA	FG	FGA	FT	FTA							
10	MINAYA, Justin	f	3-7	1-2	1-3	2	2	4	2	8	2	2	0	0	30
10	KOTSAR, Malik	f	3-8	0-2	3-3	2	2	4	9	2	1	3	0	3	33
20	SILVA, Chris	f	4-6	1-1	9-10	3	2	5	4	18	0	4	1	0	17
05	BOOKER, Frank	f	1-5	0-3	3-4	1	4	5	0	5	0	0	1	2	25
15	MYERS, Wesley	g	5-11	0-2	0-2	0	1	1	5	10	2	2	0	0	27
02	BEATTY, David	2	2-11	1-5	1-2	0	0	0	2	6	1	0	1	1	18
10	GUEYE, Khadim	0	0-0	0-0	0-0	0	1	0	0	0	0	0	0	0	5
13	HAASE, Felipe	2	2-2	2-2	0-0	0	2	2	3	6	0	1	1	0	16
14	FAMOUSKE DOUMBIA, I.	1	4-0	0-0	1-0	1	1	1	2	0	0	0	0	0	6
23	HINSON, Evan	0	1-0	0-0	2-2	0	4	4	2	2	1	1	1	1	14
33	CUDD, Jason	1	2-0	0-0	0-0	0	0	0	1	2	0	0	0	0	9
	Team						4	1	5						
Totals			22-57	5-18	19-26	13	19	32	22	68	8	11	8	4	200

FG % 1st Half: 9-30 30.0% 2nd half: 13-27 48.1% Game: 22-57 38.6%
3FG % 1st Half: 1-9 11.1% 2nd half: 4-9 44.4% Game: 5-18 27.8%
FT % 1st Half: 8-11 72.7% 2nd half: 11-15 73.3% Game: 19-26 73.1%

Officials: Pat Adams, Joe Lindsay, Anthony Franklin (Brian Shev)
Technical fouls: Missouri-None. South Carolina-None.
Attendance: 9846

Score by periods	1st	2nd	Total
Missouri	39	40	79
South Carolina	27	41	68

Last FG - MIZ 2nd-01:42, SC 2nd-02:03.
Largest lead - MIZ by 21 2nd-08:56, SC by 3 1st-17:03.
MIZ led for 37:06. SC led for 02:02. Game was tied for 00:50.



GAME 15



Official Basketball Box Score - Game Totals - Final Statistics
Vanderbilt vs South Carolina
1/6/18 6:45 p.m. ET at Columbia, S.C. (Colonial Life Arena)

Vanderbilt 60 • 6-9, 1-2 SEC

||
||
||

	62	GAME 16 (10-6, 1-3 SEC)
	76	Tuscaloosa, Ala. Coleman Coliseum Jan. 9, 2018 <i>Myers leads Gamecocks with 15 points</i>

TUSCALOOSA, Ala. (AP) - John Petty scored 12 of his 15 points in the first half and Alabama beat South Carolina 76-62 on Tuesday night.

It was Petty, a usual starter for the Crimson Tide, who provided an immediate spark. The freshman knocked down back-to-back 3-point shots a minute after checking into the game around the 13-minute mark of the first half as Alabama (10-6, 2-2 Southeastern Conference) built a 40-33 halftime advantage.

Donta Hall scored 13 points and Daniel Giddens added 11 for Alabama. Avery Johnson Jr. scored 10 points, knocking down two 3-point baskets. Dazon Ingram, who missed the Crimson Tide's last game due to illness, finished with four points, three rebounds and two assists.

Collin Sexton, the SEC's leading scorer averaging 20.5 points per game, picked up his second foul with 14 minutes remaining in the first half, and finished with a season-low five points.

Wesley Myers scored 15 points to lead South Carolina (10-6, 1-3), which was held to 36 percent shooting from the field, and scored just three second-chance points. Maik Kotsar added 10 points.

GAME 16



Official Basketball Box Score – Game Totals – Final Statistics
South Carolina vs Alabama
1/9/18 6 p.m. CT at Tuscaloosa, Ala. (Coleman Coliseum)

South Carolina 62 • 10-6, 1-3

#	Player	Total					Rebounds					PF	TP	A	TO	Bk	Stl	Min
		FG	FGA	FG-FGA	FT	FTA	Off	Def	3-P	2-P								
10	MINAYA, Justin	3	7	1-2	0	0	2	4	3	5	2	7	2	0	0	1	29	
21	KOTSAR, Maik	4	9	0-2	2	4	4	5	3	7	1	3	0	0	0	0	26	
30	SILVA, Chris	2	8	0-0	5	7	3	1	4	5	9	0	2	0	0	2	18	
15	MYERS, Wesley	4	9	2-3	5	6	1	0	1	3	15	2	3	0	0	0	30	
23	HINSON, Evan	2	3	0-0	1	1	0	2	2	1	5	1	1	1	0	16		
00	BEATTY, David	0	3	0-1	2	2	0	1	1	1	2	0	1	0	0	11		
02	GRAVETT, Hassani	3	4	1-2	0	0	2	2	0	7	1	1	1	1	0	15		
05	BOOKER, Frank	1	3	1-3	3	3	0	3	3	1	6	0	0	0	0	21		
12	GUEYE, Khadim	0	1	0-0	0	0	0	0	0	0	0	0	0	0	0	1		
13	HAASE, Felipe	0	4	0-0	0	0	1	0	1	0	0	1	1	0	0	16		
14	FAMOUKE DOLMBIA, I.	0	0	0-0	0	0	0	0	0	0	0	0	0	0	0	1		
33	CUDO, Jason	0	2	0-0	1	2	1	1	2	0	1	0	1	0	0	16		
	Team						2	0	2									
Totals		19	53	5-15	19	25	11	17	28	16	62	8	13	2	3	200		

FG % 1st Half: 12-28 42.9% 2nd half: 7-25 28.0% Game: 19-53 35.8%
3FG % 1st Half: 5-9 55.6% 2nd half: 0-6 0.0% Game: 5-15 33.3%
FT % 1st Half: 4-5 80.0% 2nd half: 15-20 75.0% Game: 19-25 76.0%

Alabama 76 • 10-6, 2-2



#	Player	Total		3-Ptr		Rebounds		PF	TP	A	TO	Bk	Stl	Min	
		FG	FGA	FT	FTA	Off	Def								
00	Hall, Donta	6	7	0-0	1-3	3	4	7	0	13	0	2	3	0	27
25	Key, Braxton	2	4	0-0	3-5	2	4	6	3	7	5	3	1	1	22
04	Giddens, Daniel	5	5	0-0	1-1	0	1	1	4	11	0	1	1	1	22
02	Sexton, Collin	2	8	1-3	0-1	0	2	2	3	5	4	3	0	1	22
10	Jones, Herbert	2	3	1-1	0-0	1	4	5	0	5	2	1	2	4	25
05	Reese, Alex	0	3	0-1	0-0	0	0	0	2	0	0	0	0	0	4
03	Johnson Jr, Avery	4	6	2-4	0-0	0	2	2	1	10	2	0	0	0	16
12	Ingram, Dazon	1	4	0-1	2-2	0	3	3	1	4	2	1	0	0	17
23	Petty, John	5	8	3-6	2-2	1	3	4	2	15	3	3	0	1	26
30	Smith, Galin	3	3	0-0	0-0	1	3	4	3	6	0	2	0	0	19
	Team					1	0	1							
	Totals	30	51	7-17	9-14	9	26	35	19	76	18	16	7	8	200

FG % 1st Half: 14-22 63.6% 2nd half: 16-29 55.2% Game: 30-51 58.8%
3FG % 1st Half: 4-8 50.0% 2nd half: 3-9 33.3% Game: 7-17 41.2%
FT % 1st Half: 8-10 80.0% 2nd half: 1-4 25.0% Game: 9-14 64.3%

Officials: Tony Greene, Don Dally, Tony Henderson
Technical fouls: South Carolina-None. Alabama-None.
Attendance: 10909

Score by periods	1st	2nd	Total
South Carolina	33	29	62
Alabama	40	36	76

Last FG - SC 2nd-01:46, UA 2nd-00:41.
Largest lead - SC by 2 1st-19:29, UA by 23 2nd-06:46.
SC led for 00:40, UA led for 37:59. Game was tied for 01:21.

	64	GAME 17 (11-6, 2-3 SEC)
	57	Athens, Ga. Stegeman Coliseum Jan. 13, 2018 <i>First SEC road win in 2018</i>

ATHENS, Ga. - Frank Booker scored 17 points while making two late 3-pointers and South Carolina withstood Georgia's strong second-half start to beat the Bulldogs 64-57 on Saturday.

South Carolina (11-6, 2-3 Southeastern Conference) won despite shooting a season-low 27.1 percent from the field. Chris Silva scored 14 points and Hassani Gravett had 11 as the Gamecocks took their first SEC road win.

There were three ties but Georgia (11-5, 2-3) never led while suffering its first home loss of the season after eight wins. It was the Bulldogs' second straight loss.

Yante Maten led the Bulldogs with 25 points but had too little scoring help, especially from Georgia's other frontline starters, Derek Ogbeide and freshman Rayshaun Hammonds, who combined for only three points.

A short jumper by Maten provided the last tie at 49-all before Booker answered with a quick 3-pointer. Booker sank another 3 with 1:22 remaining.

Powered by two early 3-pointers from Evan Hinson, South Carolina took a 9-2 lead.

Georgia pulled even with a 10-2 run to open the second half. Juwan Parker, who had 11 points, was fouled while making a baseline jumper. Parker made the free throw to tie the game at 39-all. It was the first point of the game where the score was even since 2-2.

The Gamecocks regrouped to prevent Georgia from taking the lead. A 3-pointer by Gravett and a basket by Justin Manaya gave South Carolina a 49-43 advantage.

About midway through the second half, Maten crashed into Georgia coach Mark Fox while chasing a loose ball. Fox was knocked back on the sideline, leaving his legs sticking straight up in the air, but he was not hurt and slapped Maten on the back while sending the senior back onto the court.

GAME 17



Official Basketball Box Score – Game Totals – Final Statistics
S. Carolina vs Georgia
01/13/18 1:00 PM ET at Stegeman Coliseum – Athens, Ga.

S. Carolina 64 • 11-6, 2-3

#	Player	3-Ptr					Rebounds		PF	TP	A	TO	Bk	Stl	Min
		FG	FGA	FG	FGA	FT	FTA	Off							
10	MINAYA, Justin	f	1-4	0-1	0-0	2	2	4	3	2	2	0	0	0	14
21	KOTSAR, Maik	f	1-10	0-1	0-0	3	2	5	5	2	0	1	0	0	24
30	SILVA, Chris	f	3-10	1-1	8-10	4	5	9	3	14	4	1	2	0	35
15	MYERS, Wesley	s	1-4	0-1	4-6	0	3	3	4	6	0	2	1	0	29
23	HINSON, Evan	s	2-7	2-3	2-4	0	2	2	1	8	0	1	0	1	19
00	BEATTY, David		0-2	0-1	2-2	0	1	1	1	2	0	0	0	0	4
02	GRAVETT, Hassani		2-5	2-5	5-6	0	3	3	0	11	2	1	0	1	27
05	BOOKER, Frank		5-9	2-5	5-7	2	5	7	3	17	1	0	0	1	25
13	HAASE, Felipe		1-8	0-0	0-0	1	3	4	3	2	0	0	0	0	20
33	CUDO, Jason		0-0	0-0	0-0	0	0	0	1	0	0	0	0	0	3
	Team					6	2	8			1				
	Totals		16-59	6-24	26-35	18	28	46	24	64	9	7	3	3	200

FG % 1st Half: 10-33 30.3% 2nd half: 6-26 23.1% Game: 16-59 27.1%
3FG % 1st Half: 3-13 23.1% 2nd half: 3-11 27.3% Game: 6-24 25.0%
FT % 1st Half: 14-17 82.4% 2nd half: 12-18 66.7% Game: 26-35 74.3%

Georgia 57 • 11-5, 2-3



#	Player	Total		FG		FTA		Rebounds		PF	TP	A	TO	Bk	Stl	Min
		FG	FGA	FG	FGA	FT	FTA	Off	Def							
01	MATEN, Yante	f	8-14	1-3	8-10	4	4	8	0	2	25	1	1	4	2	38
13	WILRIDGE, E'Terrion	f	0-0	0-0	0-0	0	0	0	0	0	0	0	0	0	0	2
04	HAMMONDS, Rayshaun	f	0-4	0-0	0-0	1	6	7	3	0	1	2	1	0	0	36
34	OGBEIDE, Derek	f	1-3	0-0	1-3	1	9	10	2	3	1	1	3	0	0	30
06	JACKSON II, William	f	3-15	1-7	2-4	2	2	2	3	9	2	5	0	0	0	35
12	HARRIS, Jordan	f	1-5	0-1	1-3	1	1	2	5	3	1	1	0	1	0	16
06	PARKER, Juwan	f	3-6	1-1	4-4	0	1	1	1	11	0	1	0	0	0	25
04	CRUMP, Tyree	f	0-0	0-0	0-0	0	0	0	1	0	1	0	0	0	0	1
10	HIGHTOWER, Teshawn	f	1-1	0-0	1-2	0	1	1	1	3	1	1	0	0	0	6
02	EDWARDS, Mike	f	1-2	0-0	1-2	2	3	3	3	3	0	1	0	1	0	8
33	CLAXTON, Nicolas	f	0-1	0-0	0-0	0	0	0	2	0	0	0	0	1	0	3
	Team					3	3	6								
Totals			18-51	3-12	18-28	12	30	42	23	57	8	14	9	4	200	

FG % 1st Half: 10-23 43.5% 2nd half: 8-28 28.6% Game: 18-51 35.3%
3FG % 1st Half: 1-4 25.0% 2nd half: 2-8 25.0% Game: 3-12 25.0%
FT % 1st Half: 8-9 88.9% 2nd half: 10-19 52.6% Game: 18-28 64.3%

Officials: Anthony Jordan, James Breeding, Todd Austin
Technical fouls: S. Carolina-None. Georgia-None.
Attendance: 9788

Score by periods	1st	2nd	Total
S. Carolina	37	27	64
Georgia	29	28	57

Last FG - SC 2nd-01:22, UGA 2nd-00:21.
Largest lead - SC by 9 2nd-01:22, UGA None.
SC led for 38:24, UGA led for 00:00. Game was tied for 01:36.

	76	GAME 18 (12-6, 2-2 SEC)
	68	Columbia, S.C. Colonial Life Arena Jan. 16, 2018 <i>Gamecocks upset ranked Wildcats</i>

COLUMBIA, S.C. (AP) - Kentucky coach John Calipari thought his freshmen looked like freshmen for the first time all season. South Carolina's Chris Silva continued to look like a major force in the Southeastern Conference who led the Gamecocks' dramatic second-half comeback against the Wildcats.

Silva tied his career high he set earlier this month with 27 points as South Carolina (12-6, 3-3 SEC) rallied from 14 points down in the second half to top No. 18 Kentucky 76-68 on Tuesday night.

Silva "was the difference," Calipari said. "He manhandled everyone we put on him."

It didn't look like it would have an impact midway through the second half when Kevin Knox's short jumper with 12:28 to go put the Wildcats ahead 54-40. But that's when South Carolina, fueled by the powerful, 6-foot-9 Silva, got going and outscored Kentucky (14-4, 4-2) 36-14 the rest of the way to pull off the upset.

Silva had 12 points in that stretch to lift the Gamecocks.

As well as Silva played, Kentucky's vaunted group of freshmen began trying to make the splashy, dramatic play instead of the smart one, Calipari said. As South Carolina gradually cut into the margin, the Wildcats shrunk from the challenge.

"All of a sudden, you've got a bunch of young guys that don't know how to grind it," Calipari said.

That was evident when Wesley Myers' driving layup tied the game at 65-all and he followed that with a second straight layup for the Gamecocks' first lead of the second half, this one ruled good when Kentucky's Nick Richards was called for goaltending.

Maik Kotsar made four straight foul shots to give South Carolina a 71-67 lead and Kentucky could not respond.

"We weren't listening to nothing the coaches were saying," Knox acknowledged.

The Gamecocks broke a four-game losing streak to Kentucky, which managed just three points over the final 6 minutes.

South Carolina coach Frank Martin talked with Silva at halftime, urging him to go straight up and over Kentucky's defenders instead of putting up shots away from the basket. "He told me to go strong and finish," Silva said.

All the Gamecocks seemed to follow Silva's lead.

"Our guys took ownership," Martin said as the Gamecocks won for third time in four games after opening SEC play 0-2.

Frank Booker added 18 points for South Carolina.

Knox led Kentucky with 21 points. No other Wildcat had more than 10 points.

GAME 18



Official Basketball Box Score – Game Totals – Final Statistics
No. 18/16 Kentucky vs South Carolina
1/16/18 9 p.m. ET at Columbia, S.C. (Colonial Life Arena)

No. 18/16 Kentucky 68 • 14-4, 4-2 SEC

#	Player	Total		3-Ptr		Rebounds		PF	TP	A	TO	Bk	Stl	Min	
		FG	FGA	FG	FGA	FT	FTA								
04	Richards, Nick	f	5-7	0-0	2-2	2	2	4	5	12	0	1	1	0	23
05	Knox, Kevin		6-16	1-8	8-10	1	7	8	3	21	2	1	0	2	39
25	Washington, PJ		2-3	0-1	6-10	0	2	2	4	10	2	2	0	2	33
03	Diallo, Hamidou		1-5	0-0	3-6	1	2	3	5	0	0	0	1	25	
22	Gilegous-Alexander		3-9	0-1	0-0	0	3	3	4	6	0	6	1	0	28
01	Killelea-Jones, Sacha		2-2	0-0	1-3	0	3	3	4	5	0	1	1	0	19
22	Vanderbilt, Jarred		2-5	0-0	2-4	1	4	5	2	6	3	2	1	0	14
12	Calipari, Brad		0-1	0-1	0-0	0	0	0	0	0	0	0	0	0	4
32	Gabriel, Wenyen		1-1	0-0	1-1	1	5	6	5	3	0	1	1	0	15
	Team					0	1	1							
Totals			22-49	1-11	23-36	6	29	35	32	68	7	16	5	5	200

63
70

GAME 19 (12-7, 3-4 SEC)
Columbia, S.C.
Colonial Life Arena
Jan. 20, 2018
Tennessee hits 57.5% from the field

COLUMBIA, S.C. (AP) - Lamonte Turner matched his career high with 25 points, and No. 21 Tennessee pounded the ball inside to get past South Carolina 70-63 on Saturday night.

With the scored tied at 59, Turner made a short jumper and found Admiral Schofield in the corner for a 3-pointer on a fast break, and Tennessee (13-5, 4-3 Southeastern Conference) led the rest of the way.

Turner also made all 10 of his free throws, including four in the final 36 seconds as the Volunteers snapped a three-game losing streak to the Gamecocks (12-7, 3-4).

Tennessee outscored South Carolina 32-16 in the paint, getting both of the Gamecocks' main big men in foul trouble.

Chris Silva, who averaged a second-best 19.3 points in SEC games this season, scored just six on 1-of-5 shooting, playing 25 minutes because of foul trouble. The Gamecocks' other starting big man, Maik Kotsar, fouled out with eight points.

Grant Williams scored 14 points for Tennessee.

Justin Minaya and Wesley Myers each scored 16 points to lead the Gamecocks, who made 10 of 23 3-pointers as the inside game faded away.

Tennessee never trailed after the opening two minutes, but also never stretched its lead beyond double digits. South Carolina had a chance to cut the lead to one or tie in the final minute but missed a 3-pointer, a short jumper, a layup and a tip-in on one possession.

GAME 19



Official Basketball Box Score – Game Totals – Final Statistics
No. 21/21 Tennessee vs South Carolina
1/20/18 6 p.m. ET at Columbia, S.C. (Colonial Life Arena)

No. 21/21 Tennessee 70 • 13-5, 4-3 SEC

#	Player	Total		3-Ptr		Rebounds		PF	TP	A	To	Blk	Stl	Min	
		FG	FGA	FG	FGA	FT	FTA								
##	Williams, Grant	f	4-9	0-1	6-7	0	2	2	1	14	0	0	2	1	31
05	Schofield, Admiral	f	5-7	2-4	0-0	1	3	4	2	12	3	3	0	2	32
11	Alexander, Kyle	f	1-1	0-0	1-1	1	2	3	2	3	0	0	2	0	14
00	Bone, Jordan	g	1-3	0-0	0-0	0	1	1	2	2	1	3	0	0	16
23	Bowden, Jordan	g	0-3	0-2	0-2	0	0	0	3	0	3	3	0	2	13
01	Turner, Lamonte	g	6-9	3-3	10-10	0	6	6	2	25	2	2	0	1	32
03	Daniel, James	g	0-2	0-1	2-2	0	0	0	1	2	1	0	1	2	22
15	Walker, Derrick	g	5-5	0-0	0-2	1	3	4	3	10	0	1	1	0	25
32	Darrington, Chris	g	0-0	0-0	0-0	2	2	2	0	2	0	1	0	0	3
35	Pons, Yves	g	1-1	0-0	0-0	1	1	2	3	2	0	0	1	0	12
Team						0	1								
Totals			23-40	5-11	19-24	4	21	25	21	70	10	13	7	8	200
FG % 1st Half:		11-19	57.9%	2nd half:	12-21	57.1%	Game:		23-40	57.5%	Deadball				
3FG % 1st Half:		3-5	60.0%	2nd half:	2-6	33.3%	Game:		5-11	45.5%	2				
FT % 1st Half:		8-8	100.0	2nd half:	11-16	68.8%	Game:		19-24	79.2%					

South Carolina 63 • 12-7, 3-4 SEC

#	Player	Total		3-Ptr		Rebounds		PF	TP	A	To	Blk	Stl	Min	
		FG	FGA	FG	FGA	FT	FTA								
##	MINAYA, Justin	f	4-12	4-7	4-4	3	2	5	0	16	0	2	0	1	37
10	KOTSAR, Maik	f	3-6	0-0	2-2	2	3	5	5	8	5	3	0	2	31
30	SILVA, Chris	f	1-5	0-0	4-10	3	2	5	4	6	1	2	0	0	25
15	MYERS, Wesley	g	5-10	3-5	3-4	0	2	2	2	16	2	1	0	1	31
23	HINSON, Evan	g	0-0	0-0	0-0	2	2	2	2	0	0	2	0	0	7
02	GRAVETT, Hassani	g	2-6	1-4	2-4	2	0	2	2	7	4	3	0	0	25
07	BOOKER, Frank	g	3-7	2-5	2-3	2	1	3	2	10	1	1	1	1	21
33	HAASE, Felipe	g	0-3	0-2	0-0	0	1	1	2	0	0	0	0	1	20
33	CUDDO, Jason	g	0-0	0-0	0-0	0	0	0	0	0	0	0	0	0	3
Team						3		6							
Totals		18-49		10-23		17-27		15		16		31		19	
FG % 1st Half: 8-22		36.4%		2nd half: 10-27		37.0%		Game: 18-49		36.7%				2000	
3FG % 1st Half: 4-10		40.0%		2nd half: 6-13		46.2%		Game: 10-23		43.5%				Rebounds	
FT % 1st Half: 10-15		66.7%		2nd half: 7-12		58.3%		Game: 17-27		63.0%				5	

Officials: Pat Adams, Doug Simons, Will Howard
Technical fouls: No. 21/21 Tennessee-None. South Carolina-None.
Attendance: 18000

Score by periods	1st	2nd	Total
No. 21/21 Tennessee	33	37	70
South Carolina	30	33	63

Last FG - UT 2nd-03:58, SC 2nd-03:30.
Largest lead - UT by 9 1st-13:23, SC by 1 1st-19:42.
UT led for 36:45. SC led for 00:46. Game was tied for 02:01.

77
72

GAME 20 (13-7, 4-4 SEC)
Gainesville, Fla.
Exactech Arena
Jan. 24, 2018
First SC win in Gainesville since 2011

GAINESVILLE, Fla. (AP) - Wesley Myers scored a season-high 22 points, Chris Silva added a double-double and South Carolina upset No. 20 Florida 77-72 on Wednesday night.

Silva finished with 18 points and 12 rebounds for the Gamecocks, who won the Elite Eight rematch from last year's NCAA Tournament.

South Carolina knocked off the Gators in that one thanks to 42 points in the paint. Coach Frank Martin's team won this one from the 3-point line.

The Gamecocks (13-7, 4-4 Southeastern Conference) hit 11 of 21 shots from beyond the arc, matching their most 3s all season. Myers was 5 of 7 from 3-point range, taking advantage of the league's worst team at defending the 3.

The Gators (14-6, 6-2) led by 11 in the first half and were up 48-39 early in the second. But they had no answer for Myers outside and Silva down low.

Frank Booker sealed the victory by hitting four free throws in the final 40 seconds.

Florida won eight of its previous nine games to return to the rankings for the first time in more than a month.

Egor Koulechov and Jalen Hudson led Florida with 16 points apiece. KeVaughn Allen added 15 for the Gators, who shot 6 of 23 from 3-point range.

Florida had a great chance to tie the game with two minutes to play, but teammates turned the ball over while fighting for a rebound. Silva sank a jumper a few seconds later to make it 73-68.

GAME 20




Official Basketball Box Score – Game Totals – Final Statistics
South Carolina vs Florida
1/24/18 7 p.m. at Exactech Arena - Gainesville, Fla.

South Carolina 77 • 13-7, 4-4 SEC


#	Player	Total		3-Ptr		Rebounds		PF	TP	A	To	Blk	Stl	Min	
		FG	FGA	FG	FGA	FT	FTA								
##	MINAYA, Justin	f	2-5	2-3	0-0	1	0	1	1	6	2	2	0	0	23
21	KOTSAR, Maik	f	3-6	1-1	2-2	2	4	6	4	9	4	1	1	0	22
30	SILVA, Chris	f	5-9	0-0	9-9	4	8	12	4	18	0	1	1	1	28
15	MYERS, Wesley	g	8-15	5-7	1-2	0	1	1	1	22	4	2	0	0	34
23	HINSON, Evan	g	3-6	2-4	0-0	0	2	2	2	8	1	1	1	1	17
00	BEATTY, David	g	0-3	0-1	0-0	0	0	0	1	0	1	0	0	0	11
02	GRAVETT, Hassani	g	1-4	0-1	0-1	1	0	1	1	2	1	1	0	0	19
05	BOOKER, Frank	g	1-3	1-2	4-4	0	1	1	1	7	0	0	0	0	15
12	GUEYE, Khadim	g	0-0	0-0	0-0	0	1	1	2	0	0	0	1	0	5
13	HAASE, Felipe	g	1-4	0-2	3-4	0	3	3	1	5	2	0	0	1	25
33	CUDDO, Jason	g	0-0	0-0	0-0	0	1	1	0	0	0	0	0	0	1
Team															
Totals		24-55		11-21		18-22		9		25		34		19	
FG % 1st Half: 11-29		37.9%		2nd half: 13-26		50.0%		Game: 24-55		43.6%				Deadball	
3FG % 1st Half: 7-13		53.8%		2nd half: 4-8		50.0%		Game: 11-21		50.0%				Rebounds	
FT % 1st Half: 10-12		83.3%		2nd half: 8-10		80.0%		Game: 18-22		81.8%				2	

Florida 72 • 14-6, 6-2 SEC

#	Player	Total		3-Ptr		Rebounds		PF	TP	A	T	Blk	Stl	Min	
		FG	FGA	FG	FGA	FT	FTA								
13	Hayes, Kevarrius	f	2-5	0-0	0-0	4	3	7	3	4	0	0	0	1	21
25	Stone, Keith	f	1-3	0-2	0-2	0	2	2	1	2	1	1	1	1	22
04	Koulechov, Egor	g	6-11	1-4	3-3	1	7	8	1	16	0	3	0	1	34
05	Allen, KeVaughn	g	5-15	3-9	2-3	0	0	1	1	15	0	4	0	0	33
11	Chiozza, Chris	g	2-7	0-2	6-6	0	3	3	4	10	8	1	0	0	30
00	Okauru, Mike	g	0-0	0-0	0-0	0	0	0	2	0	0	0	0	0	6
03	Hudson, Jalen	g	6-12	2-6	2-2	0	3	3	3	16	1	3	0	1	31
12	Gak, Gorjok	g	0-1	0-0	0-0	0	1	1	1	0	0	0	1	0	5
21	Bassett, Dontay	g	2-2	0-0	5-7	0	1	1	1	9	0	0	1	0	13
24	Ballard, Deaundrae	g	0-0	0-0	0-0	1	1	2	0	0	0	0	0	0	3
Team															
Totals		24-56		6-23		18-23		10		24		34		17	
FG % 1st Half: 12-29		41.4%		2nd half: 12-27		44.4%		Game: 24-56		42.9%				Deadball	
3FG % 1st Half: 3-11		27.3%		3rd half: 3-12		25.0%		Game: 6-23		26.1%				Rebounds	
3FG % 2nd Half: 10-17		58.8%		4th half: 10-17		58.8%		Game: 10-17		58.8%					



76



81

GAME 22 (13-9, 4-5 SEC)

Columbia, S.C.
Colonial Life Arena
Jan. 31, 2018
Booker scores career high 25

COLUMBIA, S.C. (AP) - Quinndary Weatherspoon had 14 of his 18 points in the second half while younger brother Nick Weatherspoon had 17 points to lead Mississippi State to an 81-76 victory over South Carolina on Wednesday night.

The Bulldogs (16-6, 4-5 Southeastern Conference) won an SEC road game - and consecutive league games - for the first time all season. Mississippi State also ended a four-game losing streak at South Carolina (13-9, 4-5), which dated back to 2012.

The Weatherspoons were a big reason why.

Nick led the way in the opening half with 13 points, including a driving layup right before time expired to send the Bulldogs into the break ahead 37-36. Quinndary took over after that, scoring seven points in an 18-8 run midway through the period as Mississippi State built a 57-48 lead.

The Gamecocks rallied back and cut the lead to a point several times, the last one on Hassani Gravett's driving layup with 4:50 to go. But Quinndary Weatherspoon answered with a 3-pointer and the Gamecocks could not get closer than three points the rest of the way.

Wesley Myers had a chance to tie the game in the final minute with South Carolina trailing 77-74, but his 3-pointer was off the mark with 27 seconds left. Aric Holman followed with a thunder dunk for the Bulldogs about 10 seconds later to end the drama.

It's the 13th time in 22 games that a Weatherspoon has led the scoring for Mississippi State.

Frank Booker had a career high 25 points to lead the Gamecocks, who have lost three of their past four games and all of them at home. Booker's previous high was 22 against Middle Tennessee in January 2017 when he played for Florida Atlantic.

Freshman Abdul Ado had a career best 16 points and nine rebounds for Mississippi State before fouling out with 2:20 left.

GAME 22



Official Basketball Box Score - Game Totals - Final Statistics
Mississippi State vs South Carolina
1/31/18 8:30 p.m. ET at Columbia, S.C. (Colonial Life Arena)

Mississippi State 81 • 16-6, 4-5 SEC

#	Player		3-Ptr				Rebounds				PF	TP	A	TO	Blk	Stl	Min
			FG	FGA	FG%	FT-FTA	Off	Def	FT	TP							
24	Abdul Ado	f	6-9	0-0	4-5	5	4	9	5	16	0	2	4	0	2	29	
35	Aric Holman	f	2-3	0-1	2-2	1	4	5	2	6	0	0	2	0	19		
00	Nick Weatherspoon	g	7-13	1-3	2-2	1	1	2	1	17	3	0	0	2	33		
01	Lamar Peters	g	1-6	0-3	0-0	0	1	1	3	2	3	2	0	0	27		
11	Q Weatherspoon	g	6-12	2-6	4-4	1	4	5	4	18	3	5	0	0	30		
02	Eli Wright		2-3	1-1	0-0	1	0	1	1	5	2	0	0	0	10		
03	Xavian Stapleton		3-6	1-3	2-2	0	2	2	4	9	0	0	0	2	25		
22	KeyShawn Feazell		0-0	0-0	0-0	0	0	0	1	0	0	0	0	0	3		
23	Tyson Carter		3-6	2-2	0-0	0	3	3	0	8	1	1	0	3	21		
45	E.J. Datcher		0-0	0-0	0-0	0	1	1	3	0	0	3	0	0	3		
	Team					0	3	3				1					
Totals			30-58	7-19	14-15	9	23	32	24	81	12	14	6	7	200		
FG % 1st Half: 14-30 46.7%			2nd half: 16-28 57.1%			Game: 30-58 51.7%			Deadball Rebounds 0.1								
3FG % 1st Half: 3-11 27.3%			2nd half: 4-8 50.0%			Game: 7-19 36.8%											
FT % 1st Half: 6-7 85.7%			2nd half: 8-8 100.0			Game: 14-15 93.3%											

South Carolina 76 • 13-9, 4-5 SEC

#	Player	Total		3-Ptr		Rebounds		PF	TP	A	TO	Blk	Stl	Min									
		FG	FGA	FG	FGA	FT	FTA																
21	KOTSAR, Maik	f	3-8	0-2	2-4	0	4	4	2	8	1	2	1	0	31								
30	SILVA, Chris	f	4-7	0-0	10-13	4	2	6	3	18	2	1	0	0	27								
00	BOOKER, Frank	g	8-12	5-8	4-5	0	3	3	2	25	0	1	0	1	34								
15	MYERS, Wesley	g	3-7	0-1	2-2	2	2	4	3	8	1	5	0	2	21								
23	HINSON, Evan	g	1-8	0-2	0-0	2	1	3	1	2	1	1	0	0	13								
00	BEATTY, David		2-7	1-5	1-1	3	3	6	2	6	0	1	0	1	23								
02	GRAVETT, Hassani		2-3	0-1	2-2	0	3	3	0	4	7	1	1	0	24								
12	GUEYE, Khadim		0-0	0-0	0-0	0	0	0	0	0	0	0	0	0	4								
13	HAASE, Felipe		2-8	1-5	0-0	1	1	2	1	5	1	1	0	1	23								
	Team					2	0	2															
Totals			24-60	7-24	21-27	14	19	33	14	76	13	13	2	5	200								
FG % 1st Half: 11-27 40.7%		2nd half: 13-33 39.4%		Game: 24-60 40.0%		Deadball Rebounds 4.1																	
3FG % 1st Half: 4-11 36.4%		2nd half: 3-13 23.1%		Game: 7-24 29.2%																			
FT % 1st Half: 10-11 90.9%		2nd half: 11-16 68.8%		Game: 21-27 77.8%																			

Officials: Karl Hess, Olandis Poole, Tim Gattis


Technical Fouls: Mississippi State-None, South Carolina-None.

Attendance: 11042


Score by periods	1st	2nd	Total
Mississippi State	37	44	81
South Carolina	36	40	76

Last FG - MS 2nd-00:19, SC 2nd-01:14.
Largest lead - MS by 9 2nd-13:13, SC by 4 1st-01:19.
MS led for 28:49, SC led for 08:42. Game was tied for 02:29.

Score tied - 5 times.
Lead changed - 14 times.



60



83

GAME 23 (13-10, 4-6 SEC)

College Station, Texas
Reed Arena
Feb. 3, 2018
Minaya leads with 16 points

COLLEGE STATION, Texas. - Junior guard Admon Gilder scored 15 points and Texas A&M dominated South Carolina from the start, winning 83-60 on Saturday in Reed Arena.

The Aggies (15-8, 4-6 Southeastern Conference) led 49-27 at half, in shooting 63 percent (17 of 27) from the field in the first 20 minutes. The Gamecocks (13-10, 4-6) shot 21.1 percent (8 of 38) in the same span, as A&M blasted to the 22-point lead. A&M finished 29 of 55 from the field, good for 53 percent.

Justin Minaya scored 16 points and grabbed seven rebounds to lead the Gamecocks.

A&M sophomore forward Robert Williams collected five blocks, to go with 11 points, and the Aggies' 11 total blocks were one shy of the team record of 12 set in 2013 against Mississippi State. A&M dominated South Carolina in points in the paint (40 to 18) and on the fast break (17-4).

GAME 23



Official Basketball Box Score - Game Totals - Final Statistics
South Carolina vs Texas A&M
02/03/18 1:00 PM at Reed Arena (College Station, TX)

South Carolina 60 • 13-10, 4-6 SEC

#	Player	Total		3-Ptr		Rebounds		PF	TP	A	TO	Blk	Stl	Min									
		FG	FGA	FG	FGA	FT	FTA																
05	BOOKER, Frank	*	2-9	2-7	0-0	0	2	2	1	6	0	0	0	1	18								
15	MYERS, Wesley	*	1-2	0-1	0-0	0	0	0	2	2	1	1	0	0	8								
21	KOTSAR, Maik	*	1-3	0-0	0-0	0	3	3	2	2	0	1	0	0	15								
23	HINSON, Evan	*	2-4	1-2	1-2	0	1	1	0	6	0	1	0	1	17								
30	SILVA, Chris	*	3-16	0-0	6-8	5	3	8	3	12	1	0	2	0	25								
00	BEATTY, David		0-5	0-2	0-0	1	0	1	1	0	1	1	0	0	9								
01	HOLDEN, Kory		0-5	0-2	0-0	1	2	3	1	0	2	2	0	0	9								
02	GRAVETT, Hassani		3-6	2-3	0-0	2	2	4	3	8	4	2	0	0	26								
10	MINAYA, Justin		5-11	1-4	5-5	6	1	7	0	16	1	2	0	0	32								
12	GUEYE, Khadim		0-0	0-0	0-0	2	1	3	2	0	0	0	0	0	9								
13	HAASE, Felipe		1-3	1-3	2-2	1	2	3	1	5	1	1	0	1	13								
14	FAMOUKE DOLMBIA, I.		0-2	0-1	0-0	0	0	0	0	0	0	0	0	1	5								
33	CUDD, Jason		1-3	0-0	1-1	3	0	3	3	3	1	0	0	0	14								
	Team					1	3	4				1											
Totals			19-69	7-25	15-18	22	20	42	20	60	12	12	2	4	200								
FG % 1st Half: 8-38 21.1%		2nd half: 11-31 35.5%		Game: 19-69 27.5%		Deadball Rebounds 2																	
3FG % 1st Half: 2-12 16.7%		2nd half: 5-13 38.5%		Game: 7-25 28.0%																			
FT % 1st Half: 9-10 90.0%		2nd half: 6-8 75.0%		Game: 15-18 83.3%																			

Texas A&M 83 • 15-8, 4-6 SEC

#	Player		Total		3-Ptr		Reb		PF	TP	A	TO	Blk	Stl	Min								
			FG	FGA	FG	FGA	FT	FTA															
01	Hogg,DJ	*	3-5	2-4	2-2	0	2	2	2	10	2	0	1	1	23								
02	Starks,TJ	*	3-10	1-3	2-2	0	0	0	0	9	2	1	0	0	20								
03	Gilder,Admon	*	5-8	0-3	5-6	1	3	4	2	15	3	1	0	3	28								
34	Davis,Tyler	*	4-6	0-0	4-6	2	5	7	3	12	1	3	1	2	19								
04	Williams,Robert	*	5-5	0-0	1-1	1	8	9	1	11	0	1	5	2	21								
00	Chandler,Jay Jay		1-5	0-1	2-2	0	2	2	0	4	2	1	0	0	12								
04	Caldwell,JJ		0-0	0-0	0-0	1	0	1	0	0	0	0	0	0	2								
05	Flippo,Savion		3-5	1-3	0-1	1	2	3	0	7	3	1	0	0	17								
10	Trocha-Morelos,Tonny		1-6	1-4	2-2	1	2	3	3	5	1	0	2	0	24								
12	Collins,Chris		1-1	1-1	0-0	0	0	0	0	3	0	0	0	1	2								
13	Wilson,Duane		1-2	1-1	0-2	0	1	1	2	3	6	1	0	2	18								
15	Jasey,Isiah		2-2	0-0	0-0	0	1	1	1	4	0	2	2	0	14								
	Team					2	3	5															
	Totals		29-55	7-20	18-24	9	29	38	14	83	20	11	11	1	200								
FG % 1st Half: 17-27 63.0%		2nd half: 12-28 42.9%		Game: 29-55 52.7%		Deadball Rebounds 3																	
3FG % 1st Half: 4-8 50.0%		2nd half: 3-12 25.0%		Game: 7-20 35.0%																			
FT % 1st Half: 11-15 73.3%		2nd half: 7-9 77.8%		Game: 18-24 75.0%																			


Officials: Joe Lindsay, Terry Wymmer, Gerry Pollard

Technical fouls: South Carolina-HOLDEN, Kory, Texas A&M-None.

Attendance: 10504

Score by periods	1st	2nd	Total
South Carolina	27	33	60
Texas A&M	49	34	83

Last FG - SC 2nd-00:27, TAMU 2nd-00:35.
Largest lead - SC None, TAMU by 29 2nd-



#5 FRANK BOOKER

GRADUATE STUDENT | GUARD | 6'3" | 208 | 3 LETTERS

AUGUSTA, GA. | WESTSIDE/OKLAHOMA/FAU

SEASON NOTABLES

- > Had 14 points in win vs. Western Michigan (Nov. 13), went 3-for-6 from deep
- > Dropped 12 points on 4-of-8 shooting from behind the arc in win at FIU (Nov. 27), played career-high 34 minutes and matched career-highs with four assists and three steals
- > Had 16 points after going 6-for-10 in win vs. Wyoming (12/6), added six rebounds and a team-high three steals
- > Recorded season-high 19 points in comeback win over Coastal Carolina (Dec. 9), played 34 minutes and made three 3s, scored 12 of his points in the second half
- > Scored 21 points in loss at Ole Miss (Dec. 31), set a new career-high with six made 3s on 10 attempts
- > Had 17 points in road win at Georgia (Jan. 13), made clutch 3 with 1:22 left to put Gamecocks up by nine
- > Scored 18 points in 29 minutes off the bench in win vs. No. 18 Kentucky (Jan. 16), was 6-for-7 at FT line
- > Poured in 10 points in 21 minutes of action in loss vs. No. 21 Tennessee (Jan. 20)
- > Finished with seven points in win at No. 20 Florida (Jan. 24), hit four big free throws in the final 39 seconds to ice game
- > Made three triples and had nine points in loss to No. 14 Texas Tech (Jan. 27), marked his 10th game of the season with three or more 3s in a game, also had five rebounds
- > Started for the first time since Jan. 3 and scored a career-high 25 points in loss vs. Mississippi State (Jan. 31), played 34 minutes and went 8-for-12 from the field with five 3s, his eight field goals marked a new career high

SUPERLATIVES

	'17-18 Season	Career
Double-figure scoring	13	25
Team high scoring	6	6^

* led or shared team lead | ^ at Carolina

BOOKER'S CAREER HIGHS

Points

Career 25, vs. Miss. State (Jan. 31, 2017)

Season 25, vs. Miss. State (Jan. 31, 2017)

Field Goals

Career 8, vs. Miss. State (Jan. 31, 2017)

Season 8, vs. Miss. State (Jan. 31, 2017)

Field Goal Attempts

Career 14, vs. Middle Tenn. (Jan. 21, 2017)

Season 13, at Ole Miss (Dec. 31, 2017)

3-Point Field Goals

Career 6, at Ole Miss (Dec. 31, 2017)

Season 6, at Ole Miss (Dec. 31, 2017)

3-Point Field Goal Attempts

Career 11, vs. Middle Tenn. (Jan. 21, 2017)

Season 10, 2x, last at Ole Miss (Dec. 31, 2017)

Free Throws

Career 7, vs. Iowa State (March 2, 2015)

Season 6, vs. Kentucky (Jan. 16, 2018)

Free Throw Attempts

Career 8, vs. Iowa State (March 2, 2015)

Season 7, vs. Kentucky (Jan. 16, 2018)

Rebounds

Career 7, at Georgia (Jan. 13, 2018)

Season 7, at Georgia (Jan. 13, 2018)

Assists

Career 4, 2x, last FIU (Nov. 27, 2017)

Season 4, 2x, last FIU (Nov. 27, 2017)

Blocks

Career 2, vs. Idaho (Nov. 13, 2013)

Season 1, 3x, last vs. Tennessee (Jan. 20, 2017)

Steals

Career 3, 4x, last vs. Kentucky (Jan. 16, 2018)

Season 3, 2x, last vs. Kentucky (Jan. 16, 2018)

Minutes

Career 34, 4x, vs. Miss. State (Jan. 31, 2018)

Season 34, 4x, vs. Miss. State (Jan. 31, 2018)

2017-18 GAME-BY-GAME STATS

Opponent	Date	GS	Min	FG-FGA	Pct	3FG-FGA	Pct	FT-FTA	Pct	Off	Def	Tot	Avg	PF	FO	A	TO	Blk	Stl	Pts	Avg
at Wofford	11/10	*	25	4-6	.667	3-5	.600	1-2	.500	0	0	0	0.0	1	0	0	0	0	1	12	12.0
Western Michigan	11/13	*	30	5-8	.625	3-6	.500	1-3	.333	0	2	2	1.0	2	0	0	1	1	0	14	13.0
vs. Illinois State	11/16	*	28	3-10	.300	3-10	.300	1-2	.500	0	4	4	2.0	2	0	4	2	0	0	10	12.0
vs. UTEP	11/17	*	25	2-6	.333	1-4	.250	2-2	1.000	0	2	2	2.0	1	0	1	4	0	0	7	10.8
vs. Western Michigan	11/19	*	19	4-10	.400	3-9	.333	0-0	.000	0	0	0	1.6	1	0	0	2	0	2	11	10.8
at FIU	11/27	*	34	4-8	.500	4-8	.500	0-0	.000	1	3	4	2.0	0	0	4	0	1	3	12	11.0
vs. Temple	11/30	*	20	1-7	.143	0-3	.000	2-2	1.000	0	2	2	2.0	1	0	1	0	0	1	4	10.0
UMass	12/2	*	29	3-8	.375	2-5	.400	1-2	.500	0	4	4	2.3	1	0	1	2	0	1	9	9.9
Wyoming	12/6	*	24	6-10	.600	3-5	.600	1-2	.500	1	5	6	2.7	4	0	2	1	0	3	16	10.6
Coastal Carolina	12/9	*	34	7-12	.583	3-7	.429	2-4	.500	1	4	5	2.9	2	0	3	2	0	2	19	11.4
at Clemson	12/19	*	15	0-4	.000	0-2	.000	2-2	1.000	2	0	2	2.8	4	0	0	1	0	0	2	10.5
Limestone	12/27	*	28	6-10	.600	5-9	.555	2-2	1.000	0	4	4	2.9	1	0	0	0	0	0	17	11.1
at Ole Miss	12/31	*	34	7-13	.538	6-10	.600	1-2	.500	0	1	1	2.8	2	0	2	0	0	0	21	11.8
Missouri	1/3	*	25	1-5	.200	0-3	.000	3-4	.750	1	4	5	2.9	0	0	0	0	1	2	5	11.4
Vanderbilt	1/6	-	28	0-4	.000	0-0	.000	4-7	.571	0	4	4	3.0	2	0	0	1	0	3	4	10.9
at Alabama	1/9	-	21	1-3	.333	1-3	.333	3-3	1.000	0	3	3	3.0	1	0	0	0	0	0	6	10.6
at Georgia	1/13	-	25	5-9	.556	2-5	.400	5-7	.714	2	5	7	3.2	3	0	1	0	0	1	17	10.9
Kentucky	1/16	-	29	5-12	.417	2-9	.222	6-7	.857	1	3	4	3.3	3	0	1	2	0	3	18	11.3
Tennessee	1/20	-	21	3-7	.429	2-5	.400	2-3	.667	2	1	3	3.3	2	0	1	1	1	1	10	11.3
at Florida	1/24	-	15	1-3	.333	1-2	.500	4-4	1.000	0	1	1	3.2	1	0	0	0	0	0	7	11.1
Texas Tech	1/27	-	25	3-9	.333	3-9	.333	0-0	.000	2	3	5	3.2	5	1	1	3	0	1	9	11.0
Miss. State	1/31	*	34	8-12	.667	5-8	.625	4-5	.800	0	3	3	3.2	2	0	0	1	0	1	25	11.6
at Texas A&M	2/3	*	18	2-9	.222	2-7	.286	0-0	.000	0	2	2	3.2	1	0	0	0	0	1	6	11.3
at Arkansas	2/6																				
Florida	2/10																				
at Tennessee	2/13																				
Auburn	2/17																				
Georgia	2/21																				
at Miss. State	2/24																				
LSU	2/28																				
at Auburn	3/3																				
vs. SEC Tourn.	3/7-11																				
vs. NCAA Tourn.	3/15-4/2																				

CAREER STATISTICS

Season	GP-GS	Min	Avg	FG	FGA	Pct	3FG	3FGA	Pct	FT	FTA	Pct	Off	Def	Tot	Avg	PF	FO	Ast	TO	Blk	Stl	Pts	Avg
2013-14%	32-0	451	14.1	49	134	.366	42	114	.368	24	36	.667	14	35	49	1.5	50	0	17	19	5	14	164	5.1
2014-15%	32-0	459	14.3	48	146	.329	36	119	.303	28	34	.824	10	34	44	1.4	45	0	18	23	5	16	160	5.0
2015-16^																								
2016-17^	30-10	502	16.7	58	153	.379	35	119	.294	19	23	.826	13	36	49	1.6	54	1	16	19	2	12	170	5.7
2017-18	23-16	586	25.5	80	185	.432	54	134	.403	47	65	.723	13	60	73	3.2	42	1	22	23	4	26	261	11.3
Totals	117-26	1964	16.8	235	618	.380	167	491	.340	118	156	.756	50	165	215	1.8	189	2	73	84	16	65	755	6.5

% - at Oklahoma // ^ at FAU

(SEC ONLY)

Season	GP-GS	Min	Avg	FG	FGA	Pct	3FG	3FGA	Pct	FT	FTA	Pct	Off	Def	Tot	Avg	PF	FO	Ast	TO	Blk	Stl	Pts	Avg
2018	10-4	250	25.0	33	77	.429	21	52	.404	32	42	.762	6	27	33	3.3	17	0	5	5	2	12	119	11.9



#15 WESLEY MYERS

GRADUATE STUDENT | GUARD | 6'1" | 193 | 3 LETTERS

BROOKLYN, N.Y. | BOYS & GIRLS HIGH SCHOOL/NIAGARA/MAINE

SEASON NOTABLES

- > Graduate transfer who has played at Niagara and Maine
- > Scored 10 points off the bench in opener at Wofford (Nov. 10), adding two assists and a steal
- > Matched season-high with three rebounds in win over UTEP (Nov. 17), also had an assist and a steal
- > Tied for the team lead with 14 points in victory over Western Michigan (Nov. 19) in the final game of the Puerto Rico Tip-Off, recorded his 1,000th career point with a fast break layup in the first half
- > Played season-high 31 minutes off the bench, scoring 10 points in loss at Clemson (Dec. 19)
- > Dished put a career-high six assists, adding five points and five rebounds in win vs. Limestone (Dec. 27)
- > Tallied five assists in loss at Ole Miss (Dec. 31), made first career start in Garnet and Black at point guard and played 30 minutes
- > Scored season-high 17 points (all in second half) in win vs. Vandy (Jan. 6), went 4-for-5 from the field
- > Led team with 15 points in loss at Alabama (Jan. 9) in 30 minutes
- > Had 16 points thanks to a season-high three 3s in loss to No. 21 Tennessee (Jan. 20)
- > Made career-high five 3s to lead team to win at No. 20 Florida (Jan. 24), finished with season-high 22 points in 34 minutes, also had four assists and four steals
- > Led team with four assists in loss to No. 14 Texas Tech (Jan. 27) in Big 12/SEC Challenge

SUPERLATIVES

	'17-18 Season	Career
Double-figure scoring	8	30
Team high assists	8	8^

* led or shared team lead | ^ at Carolina

MYERS' CAREER HIGHS

Points

Career 33, vs. UMBC (Feb. 4, 2017)

Season 22, at Florida (Jan. 24, 2018)

Field Goals

Career 12, vs. UML (Jan. 11, 2017)

Season 8, at Florida (Jan. 24, 2018)

Field Goal Attempts

Career 22, vs. UML (Jan. 11, 2017)

Season 15, at Florida (Jan. 24, 2018)

3-Point Field Goals

Career 5, at Florida (Jan. 24, 2018)

Season 5, at Florida (Jan. 24, 2018)

3-Point Field Goal Attempts

Career 8, at Stony Brook (Feb. 12, 2017)

Season 7, at Florida (Jan. 24, 2018)

Free Throws

Career 10, at Dartmouth (Dec. 10, 2016)

Season 8, vs. Vanderbilt (Jan. 6, 2018)

Free Throw Attempts

Career 12, 3x, last vs. Vanderbilt (Jan. 6, 2018)

Season 12, vs. Vanderbilt (Jan. 6, 2018)

Rebounds

Career 10, at Stony Brook (Feb. 12, 2017)

Season 5, 3x, last vs. Kentucky (Jan. 16, 2018)

Assists

Career 6, vs. Limestone (Dec. 27, 2017)

Season 6, vs. Limestone (Dec. 27, 2017)

Blocks

Career 3, at Brown (Dec. 22, 2016)

Season 1, 2x, last vs. Limestone (Dec. 27, 2017)

Steals

Career 4, 2x, last at Florida (Jan. 24, 2018)

Season 4, at Florida (Jan. 24, 2018)

Minutes

Career 38, 4x times, last vs. UMBC (Feb. 4, 2017)

Season 34, at Florida (Jan. 24, 2018)

2017-18 GAME-BY-GAME STATS

Opponent	Date	GS	Min	FG-FGA	Pct	3FG-FGA	Pct	FT-FTA	Pct	Off	Def	Tot	Avg	PF	FO	A	TO	Blk	Stl	Pts	Avg
at Wofford	11/10	-	17	3-6	.500	2-4	.500	2-2	1.000	0	3	3	3.0	0	0	2	2	0	1	10	10.0
Western Michigan	11/13	-	12	2-5	.400	0-1	.000	0-0	.000	0	2	2	2.5	2	0	0	1	0	0	4	7.0
vs. Illinois State	11/16	-	15	2-7	.286	1-4	.250	0-0	.000	0	1	1	2.0	1	0	0	1	0	0	5	6.3
vs. UTEP	11/17	-	14	1-2	.500	0-1	.000	0-0	.000	0	3	3	2.3	1	0	1	1	0	1	2	5.3
vs. Western Michigan	11/19	-	27	5-9	.556	0-1	.000	4-5	.800	0	5	5	2.8	2	0	2	2	0	1	14	7.0
at FIU	11/27	-	7	0-2	.000	0-1	.000	0-0	.000	0	1	1	2.5	1	0	0	1	0	0	0	5.8
vs. Temple	11/30	-	18	2-6	.333	1-2	.500	0-0	.000	2	0	2	2.4	1	0	2	1	0	0	5	5.7
UMass	12/2	-	13	1-2	.500	0-1	.000	1-2	.500	2	1	3	2.5	0	0	2	0	0	0	3	5.4
Wyoming	12/6	-	23	0-4	.000	0-1	.000	1-2	.500	1	1	2	2.4	2	0	3	0	1	1	1	4.9
Coastal Carolina	12/9	-	11	1-2	.500	1-1	1.000	3-4	.750	1	0	1	2.3	2	0	0	1	0	0	6	5.0
at Clemson	12/19	-	31	4-7	.571	1-2	.500	1-2	.500	1	2	3	2.4	1	0	0	1	0	0	10	5.5
Limestone	12/27	-	25	2-6	.333	0-0	.000	1-4	.250	0	5	5	2.6	1	0	6	2	1	0	5	5.4
at Ole Miss	12/31	*	30	1-7	.143	0-1	.000	1-3	.333	1	1	2	2.5	4	0	5	4	0	0	3	5.2
Missouri	1/3	*	27	5-11	.455	0-2	.000	0-2	.000	0	1	1	2.4	5	1	2	2	0	0	10	5.6
Vanderbilt	1/6	*	22	4-5	.800	1-1	1.000	8-12	.667	1	2	3	2.5	3	0	1	2	0	1	17	6.3
at Alabama	1/9	*	30	4-9	.444	2-3	.667	5-6	.833	1	0	1	2.4	3	0	2	3	0	0	15	6.1
at Georgia	1/13	*	29	1-4	.250	0-1	.000	4-6	.667	0	3	3	2.4	4	0	0	2	1	0	6	6.8
Kentucky	1/16	*	28	3-9	.333	1-4	.250	2-3	.667	2	3	5	2.6	3	0	1	0	0	1	9	6.9
Tennessee	1/20	*	31	5-10	.500	3-5	.600	3-4	.750	0	2	2	2.5	2	0	2	1	0	1	16	7.4
at Florida	1/24	*	34	8-15	.533	5-7	.714	1-2	.500	0	1	1	2.5	2	0	4	2	0	4	22	8.2
Texas Tech	1/27	*	22	0-4	.000	0-3	.000	2-4	.500	0	1	1	2.4	5	1	4	2	0	0	2	7.9
Miss. State	1/31	*	21	3-7	.429	0-1	.000	2-2	1.000	2	2	4	2.5	3	0	1	5	0	2	8	7.9
at Texas A&M	2/3	*	8	1-2	.500	0-1	.000	0-0	.000	0	0	0	2.3	2	0	1	1	0	0	2	7.6
at Arkansas	2/6																				
Florida	2/10																				
at Tennessee	2/13																				
Auburn	2/17																				
Georgia	2/21																				
at Miss. State	2/24																				
LSU	2/28																				
at Auburn	3/3																				
vs. SEC Tourn.	3/7-11																				
vs. NCAA Tourn.	3/15-4/2																				

CAREER STATISTICS

Season	GP-GS	Min	Avg	FG	FGA	Pct	3FG	3FGA	Pct	FT	FTA	Pct	Off	Def	Tot	Avg	PF	FO	Ast	TO	Blk	Stl	Pts	Avg
2013-14%	33-14	747	22.6	78	198	.394	20	63	.317	44	66	.667	19	73	92	2.8	61	1	39	47	6	21	220	6.7
2014-15%	30-16	882	29.4	94	220	.427	34	81	.420	61	86	.709	21	76	97	3.2	60	1	45	54	10	30	283	9.4
2015-16^																								
2016-17^	28-20	844	30.1	164	375	.437	34	99	.343	110	142	.775	35	91	126	4.5	57	1	44	62	16	30	472	16.9
2017-18	23-11	495	21.5	58	141	.411	18	48	.375	41	65	.631	14	40	54	2.3	50	2	41	37	3	13	175	7.6
Totals	114-61	2968	26.0	394	934	.422	106	291	.364	256	359	.713	90	280	369	3.2	228	5	169	200	35	94	1157	10.1

% - at Niagara // ^ at Maine

(SEC ONLY)

Season	GP-GS	Min	Avg	FG	FGA	Pct	3FG	3FGA	Pct	FT	FTA	Pct	Off	Def	Tot	Avg	PF	FO	Ast	TO	Blk	Stl	Pts	Avg
2018	10-10	260	26.0	35	79	.443	12	26	.462	26	40	.650	7	15	22	2.2	31	1	19	22	1	9	108	10.8



#2 HASSANI GRAVETT

R-JUNIOR | GUARD | 6'2" | 187 | 1 LETTER

VILLA RICA, GA./ALEXANDER/PENSACOLA STATE COLLEGE

SEASON NOTABLES

- > Set a new career-high with 15 points in just 19 minutes of action in win vs. Western Michigan (Nov. 10), went 3-for-3 from deep for a new single-game career-high in made 3s
- > Set new career-high with nine assists in just 21 minutes in victory over UTEP (Nov. 17)
- > Led team with six assists in win over Western Michigan in final game of Puerto Rico Tip-Off (Nov. 19), also had five rebounds and nine points in 27 minutes
- > Had seven assists to go alongside just one turnover in win at FIU (Nov. 27), pulled down career-high 10 rebounds in 28 minutes, also had seven points
- > Scored 14 points, had four assists and zero turnovers in win vs. UMASS (Dec. 2), posted career-highs in free throws (6), free throw attempts (9) and steals (3)
- > Sunk the game-winning basket with 6.5 seconds to go vs. Coastal Carolina (Dec. 9) after scoring with contact, made the ensuing FT to finish with nine points
- > Made SEC debut in loss at Alabama (Jan. 9), scored seven points in 15 minutes in first game back from ankle injury
- > Scored 11 points off the bench in 27 minutes in road win against Georgia (Jan. 13), went 5-for-6 from the FT line
- > Led team with five assists in 26 minutes in win vs. No. 18 Kentucky (Jan. 16)
- > Dished out game-high seven assists in loss to Mississippi State (Jan. 31), had just one turnover in 24 minutes off the bench

SUPERLATIVES

	'17-18 Season	Career
Double-figure scoring	4	7
5+ assists	6	8
Team high assists*	9	13
Team high steals*	2	3

* led or shared team lead

2017-18 GAME-BY-GAME STATS

Opponent	Date	GS	Min	FG-FGA	Pct	3FG-FGA	Pct	FT-FTA	Pct	Off	Def	Tot	Avg	PF	FO	A	TO	Blk	Stl	Pts	Avg
at Wofford	11/10	*	25	2-7	.285	1-2	.500	0-0	.000	0	2	2	2.0	0	0	3	0	0	0	5	5.0
Western Michigan	11/13	*	19	4-5	.800	3-3	1.000	4-4	1.000	0	4	4	3.0	2	0	2	2	0	0	15	10.0
vs. Illinois State	11/16	*	33	3-13	.231	2-10	.200	2-4	.500	0	9	9	5.0	2	0	5	1	0	0	10	10.0
vs. UTEP	11/17	*	21	3-6	.500	0-1	.000	0-0	.000	1	3	4	4.8	2	0	9	4	0	1	6	9.0
vs. Western Michigan	11/19	*	27	2-8	.250	1-4	.250	4-8	.500	0	5	5	4.8	1	0	6	2	0	0	9	9.0
at FIU	11/27	*	28	3-5	.600	1-2	.500	0-0	.000	3	7	10	5.7	1	0	7	1	0	1	7	8.7
vs. Temple	11/30	*	28	3-6	.500	1-3	.333	0-0	.000	0	3	3	5.3	1	0	1	3	1	0	7	8.4
UMass	12/2	*	31	4-8	.500	0-1	.000	6-9	.667	1	1	2	4.9	0	0	4	0	0	3	14	9.1
Wyoming	12/6	*	24	3-6	.500	0-2	.000	3-4	.750	1	0	1	4.4	3	0	2	3	1	0	9	9.1
Coastal Carolina	12/9	*	25	3-9	.333	0-2	.000	3-5	.600	1	0	1	4.1	3	0	4	2	0	1	9	9.1
at Clemson	12/19	*	15	1-7	.142	1-5	.200	0-0	.000	0	1	1	3.8	3	0	1	1	0	0	3	8.5
Limestone	12/27	*	24	2-9	.222	0-3	.000	2-2	1.000	0	4	4	3.8	1	0	3	3	0	0	6	8.3
at Ole Miss	12/31	-	-	-	-	-	-	-	-	-	-	-	3.8	-	-	-	-	-	-	-	8.3
Missouri	1/3	-	-	-	-	-	-	-	-	-	-	-	3.8	-	-	-	-	-	-	-	8.3
Vanderbilt	1/6	-	-	-	-	-	-	-	-	-	-	-	3.8	-	-	-	-	-	-	-	8.3
at Alabama	1/9	-	15	3-4	.750	1-2	.500	0-0	.000	0	2	2	3.7	0	0	1	1	1	0	7	8.2
at Georgia	1/13	-	27	2-5	.400	2-5	.400	5-6	.833	0	3	3	3.6	0	0	2	1	0	1	11	8.4
Kentucky	1/16	-	26	0-2	.000	0-1	.000	0-0	.000	0	3	3	3.6	2	0	5	3	0	0	0	7.9
Tennessee	1/20	-	25	2-6	.333	1-4	.250	2-4	.500	2	0	2	3.5	2	0	4	3	0	0	7	7.8
at Florida	1/24	-	19	1-4	.250	0-1	.000	0-1	.000	1	0	1	3.4	1	0	1	1	0	0	0	7.5
Texas Tech	1/27	-	23	0-3	.000	0-2	.000	2-2	1.000	0	5	5	3.4	4	0	1	2	0	0	2	7.2
Miss. State	1/31	-	24	1-3	.333	0-1	.000	2-2	1.000	0	3	3	3.4	0	0	7	1	1	0	4	7.0
at Texas A&M	2/3	-	26	3-6	.500	2-3	.667	0-0	.000	2	2	4	3.5	3	0	4	2	0	0	8	7.1
at Arkansas	2/6																				
Florida	2/10																				
at Tennessee	2/13																				
Auburn	2/17																				
Georgia	2/21																				
at Miss. State	2/24																				
LSU	2/28																				
at Auburn	3/3																				
vs. SEC Tourn.	3/7-11																				
vs. NCAA Tourn.	3/15-4/2																				

CAREER STATISTICS

Season	GP-GS	Min	Avg	FG	FGA	Pct	3FG	3FGA	Pct	FT	FTA	Pct	Off	Def	Tot	Avg	PF	FO	Ast	TO	Blk	Stl	Pts	Avg
2016-17	35-3	582	16.6	39	133	.293	15	69	.217	20	31	.645	16	41	57	1.6	48	1	49	37	1	14	113	3.2
2017-18	20-12	485	24.3	45	122	.369	16	57	.281	35	51	.686	12	57	69	3.5	31	0	72	36	4	7	141	7.1
Totals	55-15	1067	19.4	84	255	.329	31	126	.246	55	82	.671	28	98	126	2.3	79	1	121	73	5	21	254	4.6

(SEC ONLY)

Season	GP-GS	Min	Avg	FG	FGA	Pct	3FG	3FGA	Pct	FT	FTA	Pct	Off	Def	Tot	Avg	PF	FO	Ast	TO	Blk	Stl	Pts	Avg
2017	17-2	284	16.7	18	61	.295	8	33	.242	12	17	.706	9	15	24	1.4	23	0	23	17	0	7	56	3.3
2018	7-0	162	23.1	12	30	.400	6	17	.253	9	13	.692	5	13	18	2.6	8	0	24	12	2	1	39	5.6
Totals	24-2	446	18.6	30	91	.330	14	50	.280	21	30	.700	14	28	42	1.8	31	0	47	29	2	8	95	4.0



#1 KORY HOLDEN

R-JUNIOR | GUARD | 6'1" | 197 | 2 LETTERS

SALISBURY, MD./DELAWARE

SEASON NOTABLES

- > Transfer guard from Delaware who posted 892 career points in two seasons with the Blue Hens
- > Dished two assists in exhibition vs. Erskine (Oct. 30), but didn't play in the Hoops 4 Hurricane Relief exhibition vs. Virginia Tech due to a sore knee
- > Saw first action as a Gamecock at Wofford (Nov. 10), scoring two points with two rebounds and two assists
- > Came off the bench to score six points in win vs. Western Michigan (Nov. 13)
- > Scored in double-digits for the first time as a Gamecock finishing with 11 points in just 16 minutes off the bench in victory over UTEP (Nov. 17), went 4-for-5 from the field and had two assists
- > Tallied eight points in 15 minutes off the bench in loss at Clemson (Dec. 19), left the game early due to injury
- > Out indefinitely due to a left hamstring strain suffered in the Clemson contest
- > Played for the first time since December in loss at Texas A&M (Feb. 3), saw nine minutes of action pulling down three rebounds and dishing out a pair of assists

SUPERLATIVES

	' 17-18	Career
Double-figure scoring	1	44
3+ assists	2	50
5+ assists	-	29

* led or shared team lead

HOLDEN'S CAREER HIGHS

Points

Career 35, vs. Boston College (Dec. 19, 2015)

Season 11, vs. UTEP (Nov. 17, 2017)

Field Goals

Career 12, vs. Boston College (Dec. 19, 2015)

Season 4, 2x, last at Clemson (Dec. 19, 2017)

Field Goal Attempts

Career 26, vs. Boston College (Dec. 19, 2015)

Season 6, vs. Western Michigan (Nov. 13, 2017)

3-Point Field Goals

Career 6, 3x, last vs. William & Mary (Jan. 28, 2016)

Season 1, vs. UTEP (Nov. 17, 2017)

3-Point Field Goal Attempts

Career 13, vs. Boston College (Dec. 19, 2015)

Season 2, vs. UTEP (Nov. 17, 2017)

Free Throws

Career 15, twice, last at Towson (Jan. 30, 2016)

Season 2, vs. UTEP (Nov. 17, 2017)

Free Throw Attempts

Career 16, at UNCW (Jan. 8, 2015)

Season 4, vs. UTEP (Nov. 17, 2017)

Rebounds

Career 7, 4x, last vs. Col of Charl. (March 4, 2016)

Season 4, vs. Wyoming (Dec. 6, 2017)

Assists

Career 9, vs. William & Mary (Jan. 22, 2015)

Season 3, 2x, last vs. Coastal Carolina (Dec. 9, 2017)

Blocks

Career 1, 7x, last at Clemson (Dec. 19, 2017)

Season 1, at Clemson (Dec. 19, 2017)

Steals

Career 3, at Robert Morris (Dec. 22, 2014)

Season 1, at Clemson (Dec. 19, 2017)

Minutes

Career 45, at Towson (Jan. 30, 2016)

Season 16, 2x, last vs. Wyoming (Dec. 6, 2017)

2017-18 GAME-BY-GAME STATS

Opponent	Date	GS	Min	FG-FGA	Pct	3FG-FGA	Pct	FT-FTA	Pct	Off	Def	Tot	Avg	PF	FO	A	TO	Blk	Stl	Pts	Avg
at Wofford	11/10	-	8	1-2	.500	0-1	.000	0-0	.000	1	1	2	2.0	3	0	2	0	0	0	2	2.0
Western Michigan	11/13	-	12	3-6	.500	0-1	.000	0-0	.000	0	3	3	2.5	0	0	1	2	0	0	6	4.0
vs. Illinois State	11/16	-	7	0-2	.000	0-0	.000	0-0	.000	0	0	0	1.3	3	0	1	2	0	0	0	2.7
vs. UTEP	11/17	-	16	4-5	.800	1-2	.500	2-4	.500	0	0	0	1.3	1	0	2	1	0	0	11	4.8
vs. Western Michigan	11/19	-	9	1-3	.333	1-1	1.000	3-4	.750	1	0	1	1.2	3	6	1	0	0	0	6	5.0
at FIU	11/27	-	12	0-3	.000	0-2	.000	0-1	.000	0	0	0	1.0	1	0	2	2	0	0	0	4.2
vs. Temple	11/30	-	4	0-2	.000	0-0	.000	0-0	.000	0	0	0	0.9	1	0	0	0	0	0	0	3.6
UMass	12/2	-	8	0-1	.000	0-1	.000	0-0	.000	0	0	0	0.8	0	0	3	4	0	0	0	3.1
Wyoming	12/6	-	16	0-3	.000	0-2	.000	1-2	.500	0	4	4	1.1	0	0	2	2	0	0	1	2.9
Coastal Carolina	12/9	-	13	1-5	.200	0-1	.000	0-0	.000	1	0	1	1.1	1	0	3	1	0	0	2	2.8
at Clemson	12/19	-	15	4-5	.800	0-0	.000	0-0	.000	0	1	1	1.1	0	0	1	3	1	1	8	3.3
Limestone	12/27	-	-	-	-	-	-	-	-	-	-	-	1.1	-	-	-	-	-	-	-	3.3
at Ole Miss	12/31	-	-	-	-	-	-	-	-	-	-	-	1.1	-	-	-	-	-	-	-	3.3
Missouri	1/3	-	-	-	-	-	-	-	-	-	-	-	1.1	-	-	-	-	-	-	-	3.3
Vanderbilt	1/6	-	-	-	-	-	-	-	-	-	-	-	1.1	-	-	-	-	-	-	-	3.3
at Alabama	1/9	-	-	-	-	-	-	-	-	-	-	-	1.1	-	-	-	-	-	-	-	3.3
at Georgia	1/13	-	-	-	-	-	-	-	-	-	-	-	1.1	-	-	-	-	-	-	-	3.3
Kentucky	1/16	-	-	-	-	-	-	-	-	-	-	-	1.1	-	-	-	-	-	-	-	3.3
Tennessee	1/20	-	-	-	-	-	-	-	-	-	-	-	1.1	-	-	-	-	-	-	-	3.3
at Florida	1/24	-	-	-	-	-	-	-	-	-	-	-	1.1	-	-	-	-	-	-	-	3.3
Texas Tech	1/27	-	-	-	-	-	-	-	-	-	-	-	1.1	-	-	-	-	-	-	-	3.3
Miss. State	1/31	-	-	-	-	-	-	-	-	-	-	-	1.1	-	-	-	-	-	-	-	3.3
at Texas A&M	2/3	-	9	0-5	.000	0-2	.000	0-0	.000	1	2	3	1.3	1	0	2	2	0	0	0	3.0
at Arkansas	2/6																				
Florida	2/10																				
at Tennessee	2/13																				
Auburn	2/17																				
Georgia	2/21																				
at Miss. State	2/24																				
LSU	2/28																				
at Auburn	3/3																				
vs. SEC Tourn.	3/7-11																				
vs. NCAA Tourn.	3/15-4/2																				

CAREER STATISTICS

Season	GP-GS	Min	Avg	FG	FGA	Pct	3FG	3FGA	Pct	FT	FTA	Pct	Off	Def	Tot	Avg	PF	FO	Ast	TO	Blk	Stl	Pts	Avg
2014-15%	29-28	990	34.1	117	296	.395	24	64	.375	102	135	.756	16	74	90	3.1	58	2	144	95	4	16	360	12.4
2015-16%	30-27	1088	36.3	181	459	.394	69	178	.388	101	127	.795	16	75	91	3.0	62	0	126	88	2	12	532	17.7
2017-18	12-0	129	10.8	14	42	.333	2	13	.154	6	11	.545	4	11	15	1.3	14	0	20	19	1	1	36	3.0
Totals	71-55	2222	31.3	312	797	.391	95	255	.373	209	273	.766	36	160	196	2.8	134	2	290	202	7	29	928	13.1

% - at Delaware

(SEC ONLY)

Season	GP-GS	Min	Avg	FG	FGA	Pct	3FG	3FGA	Pct	FT	FTA	Pct	Off	Def	Tot	Avg	PF	FO	Ast	TO	Blk	Stl	Pts	Avg
2018	1-0	9	9.0	0	5	.000	0	2	.000	0	0	.000	1	2	3	3.0	1	0	2	2	0	0	0	0.0



#30 CHRIS SILVA

JUNIOR | FORWARD | 6'9" | 223 | 2 LETTERS

LIBREVILLE, GABON/ROSELLE (N.J.)

SEASON NOTABLES

- > Led team with 19 points and 10 rebounds in win over Wyoming (Dec. 6), marked his third double-double of the season and the eighth of his career
- > Had 21 points & 13 rebounds (tied career high) in loss at Ole Miss (Dec. 31), also went 11-of-14 at FT line & had two blocks
- > Recorded 18 points in just 17 minutes of action in loss vs. Mizzou (Jan. 3), went 9-for-10 at the free throw line and knocked down his fourth 3 of the season in the second half
- > Scored new career-high 27 points in win vs. Vanderbilt (Jan. 6), also had eight rebounds in 31 minutes, went 9-for-15 from the field and 9-for-12 at the charity stripe
- > Tallied 14 points, nine rebounds, a career-high four assists and two blocks in win at Georgia (Jan. 13), went 8-for-10 at FT line
- > Matched career-high with 27 points on 9-of-17 shooting in win vs. No. 18 Kentucky (Jan. 16), also had eight rebounds and went 9-for-13 at FT line, tied career-high by playing 35 minutes
- > Posted fifth double-double of the season after scoring 18 points and grabbing 12 rebounds in road win at No. 20 Florida (Jan. 24), went 8-for-9 at the free throw line
- > Scored 16 points, had five rebounds and a pair of steals in loss to No. 14 Texas Tech (Jan. 27), went 7-for-10 at free throw line
- > Had 18 points, six rebounds and two assists in loss vs. Mississippi State (Jan. 31), went 10-for-13 at the free throw line

SUPERLATIVES

	'17-18 Season	Career
Double-figure scoring	18	46
Double-Figure rebounding	6	13
Double-doubles	5	10
2+ blocks	8	34
Team high scoring*	10	12
Team high rebounding*	17	39
Team high blocks*	13	39

* led or shared team lead

2017-18 GAME-BY-GAME STATS

Opponent	Date	GS	Min	FG-FGA	Pct	3FG-FGA	Pct	FT-FTA	Pct	Off	Def	Tot	Avg	PF	FO	A	TO	Blk	Stl	Pts	Avg
at Wofford	11/10	*	20	2-5	.400	0-1	.000	5-6	.833	3	7	10	10.0	3	0	2	5	2	2	9	9.0
Western Michigan	11/13	*	21	3-5	.600	1-1	1.000	3-4	.750	2	8	10	10.0	3	0	1	1	1	1	10	9.5
vs. Illinois State	11/16	*	17	0-1	.000	0-0	.000	10-14	.714	2	4	6	8.7	5	1	1	2	3	0	10	9.7
vs. UTEP	11/17	*	23	3-8	.375	1-2	.500	8-9	.889	3	4	7	8.3	4	0	1	4	2	1	15	11.0
vs. Western Michigan	11/19	*	25	4-5	.800	0-0	.000	6-8	.750	3	2	5	7.6	3	0	2	0	0	1	14	11.6
at FIU	11/27	*	29	10-13	.770	0-0	.000	6-10	.600	3	7	10	8.0	4	0	1	4	1	0	26	14.0
vs. Temple	11/30	*	28	2-10	.200	0-1	.000	1-2	.500	4	5	9	8.1	3	0	1	6	2	0	5	12.7
UMass	12/2	*	18	6-7	.857	0-0	.000	2-3	.667	0	4	4	7.6	4	0	1	3	0	2	14	12.9
Wyoming	12/6	*	27	5-9	.556	0-1	.000	9-14	.643	2	8	10	7.9	3	0	2	3	1	0	19	13.6
Coastal Carolina	12/9	*	35	2-5	.400	1-1	1.000	10-13	.769	2	7	9	8.0	1	0	1	1	3	2	15	13.7
at Clemson	12/19	*	25	4-10	.400	0-1	.000	4-4	1.000	3	6	9	8.1	4	0	0	4	1	0	12	13.5
Limestone	12/27	*	10	0-3	.000	0-0	.000	4-4	1.000	3	4	7	8.0	3	0	0	0	1	0	4	12.8
at Ole Miss	12/31	*	30	5-11	.455	0-0	.000	11-14	.786	6	7	13	8.4	4	0	1	1	2	0	21	13.4
Missouri	1/3	*	17	4-6	.667	1-1	1.000	9-10	.900	3	2	5	8.1	4	0	0	4	1	0	18	13.7
Vanderbilt	1/6	*	31	9-15	.600	0-0	.000	9-12	.750	2	6	8	8.1	1	0	1	1	0	0	27	14.6
at Alabama	1/9	*	18	2-8	.250	0-0	.000	5-7	.714	3	1	4	7.9	5	1	0	2	0	2	9	14.3
at Georgia	1/13	*	35	3-10	.300	0-1	.000	8-10	.800	4	5	9	7.9	3	0	4	1	2	0	14	14.2
Kentucky	1/16	*	35	9-17	.529	0-0	.000	9-13	.692	5	3	8	7.9	3	0	0	1	1	0	27	14.9
Tennessee	1/20	*	25	1-5	.200	0-0	.000	4-10	.400	3	2	5	7.8	4	0	1	2	0	0	6	14.5
at Florida	1/24	*	28	5-9	.556	0-0	.000	8-9	.889	4	8	12	8.0	4	0	0	1	1	1	18	14.7
Texas Tech	1/27	*	29	4-6	.667	1-2	.500	7-10	.700	2	3	5	7.9	5	1	1	4	0	2	16	14.7
Miss. State	1/31	*	27	4-7	.571	0-0	.000	10-13	.769	4	2	6	7.8	3	0	2	1	0	0	18	14.9
at Texas A&M	2/3	*	25	3-16	.188	0-0	.000	6-8	.750	5	3	8	7.8	3	0	1	0	2	0	12	14.7
at Arkansas	2/6																				
Florida	2/10																				
at Tennessee	2/13																				
Auburn	2/17																				
Georgia	2/21																				
at Miss. State	2/24																				
LSU	2/28																				
at Auburn	3/3																				
vs. SEC Tourn.	3/7-11																				
vs. NCAA Tourn.	3/15-4/2																				

CAREER STATISTICS

Season	GP-GS	Min	Avg	FG	FGA	Pct	3FG	3FGA	Pct	FT	FTA	Pct	Off	Def	Tot	Avg	PF	FO	Ast	TO	Blk	Stl	Pts	Avg
2015-16	32-6	425	13.3	53	110	.482	0	0	.000	67	110	.609	56	87	143	4.5	100	3	6	34	28	14	173	5.4
2016-17	37-37	776	21.0	122	233	.524	0	1	.000	134	179	.749	84	141	225	6.1	141	10	13	69	51	22	378	10.2
2017-18	23-23	578	25.1	90	191	.471	5	12	.417	154	207	.744	71	108	179	7.8	79	3	24	51	26	14	339	14.7
Totals	92-66	1779	19.3	265	534	.496	5	13	.385	355	496	.716	211	336	547	5.9	320	16	43	154	105	50	890	9.7

(SEC ONLY)

Season	GP-GS	Min	Avg	FG	FGA	Pct	3FG	3FGA	Pct	FT	FTA	Pct	Off	Def	Tot	Avg	PF	FO	Ast	TO	Blk	Stl	Pts	Avg
2016	18-6	221	12.3	30	54	.556	0	0	.000	27	47	.574	27	46	73	4.1	57	2	3	15	10	6	87	4.8
2017	18-18	370	20.6	64	117	.547	0	0	.000	62	82	.756	35	55	90	5.0	69	6	5	38	15	13	190	10.6
2018	10-10	271	27.1	45	104	.433	1	2	.500	79	106	.745	39	39	78	7.8	34	1	10	14	9	3	170	17.0
Totals	46-34	862	18.7	139	275	.505	1	2	.500	168	235	.715	101	140	241	5.2	160	9	18	67	34	22	447	9.7



#13 TOMMY CORCHIANI

SOPHOMORE | GUARD | 6'3" | 180 | 1 LETTER

RALEIGH, N.C./RAVENSCROFT

SEASON NOTABLES

- > Saw action in five contests during rookie season
- > Saw action in opener at Wofford (Nov. 10)
- > Collected a pair of rebounds in two minutes vs. Limestone (Dec. 27)

CORCHIANI'S CAREER HIGHS

Points

Career -

Season -

Field Goals

Career -

Season -

Field Goal Attempts

Career -

Season -

3-Point Field Goals

Career -

Season -

3-Point Field Goal Attempts

Career -

Season -

Free Throws

Career -

Season -

Free Throw Attempts

Career -

Season -

Rebounds

Career 2, vs. Limestone (Dec. 27, 2017)

Season 2, vs. Limestone (Dec. 27, 2017)

Assists

Career -

Season -

Blocks

Career -

Season -

Steals

Career -

Season -

Minutes

Career 4, vs. Auburn (Jan. 24, 2017)

Season 2, vs. Limestone (Dec. 27, 2017)

2017-18 GAME-BY-GAME STATS

Opponent	Date	GS	Min	FG-FGA	Pct	3FG-FGA	Pct	FT-FTA	Pct	Off	Def	Tot	Avg	PF	FO	A	TO	Blk	Stl	Pts	Avg
at Wofford	11/10	-	1	0-0	.000	0-0	.000	0-0	.000	0	0	0	0.0	0	0	0	0	0	0	0	0.0
Western Michigan	11/13	-	-	-	-	-	-	DNP	Coaches Decision	-	-	-	0.0	-	-	-	-	-	-	-	0.0
vs. Illinois State	11/16	-	-	-	-	-	-	DNP	Coaches Decision	-	-	-	0.0	-	-	-	-	-	-	-	0.0
vs. UTEP	11/17	-	-	-	-	-	-	DNP	Coaches Decision	-	-	-	0.0	-	-	-	-	-	-	-	0.0
vs. Western Michigan	11/19	-	-	-	-	-	-	DNP	Coaches Decision	-	-	-	0.0	-	-	-	-	-	-	-	0.0
at FIU	11/27	-	-	-	-	-	-	DNP	Coaches Decision	-	-	-	0.0	-	-	-	-	-	-	-	0.0
vs. Temple	11/30	-	-	-	-	-	-	DNP	Coaches Decision	-	-	-	0.0	-	-	-	-	-	-	-	0.0
UMass	12/2	-	-	-	-	-	-	DNP	Coaches Decision	-	-	-	0.0	-	-	-	-	-	-	-	0.0
Wyoming	12/6	-	-	-	-	-	-	DNP	Coaches Decision	-	-	-	0.0	-	-	-	-	-	-	-	0.0
Coastal Carolina	12/9	-	-	-	-	-	-	DNP	Coaches Decision	-	-	-	0.0	-	-	-	-	-	-	-	0.0
at Clemson	12/19	-	-	-	-	-	-	DNP	Coaches Decision	-	-	-	0.0	-	-	-	-	-	-	-	0.0
Limestone	12/27	-	2	0-0	.000	0-0	.000	0-0	.000	0	2	2	1.0	0	0	0	0	0	0	0	0.0
at Ole Miss	12/31	-	-	-	-	-	-	DNP	Coaches Decision	-	-	-	1.0	-	-	-	-	-	-	-	0.0
Missouri	1/3	-	-	-	-	-	-	DNP	Knee Injury	-	-	-	1.0	-	-	-	-	-	-	-	0.0
Vanderbilt	1/6	-	-	-	-	-	-	DNP	Knee Injury	-	-	-	1.0	-	-	-	-	-	-	-	0.0
at Alabama	1/9	-	-	-	-	-	-	DNP	Knee Injury	-	-	-	1.0	-	-	-	-	-	-	-	0.0
at Georgia	1/13	-	-	-	-	-	-	DNP	Knee Injury	-	-	-	1.0	-	-	-	-	-	-	-	0.0
Kentucky	1/16	-	-	-	-	-	-	DNP	Knee Injury	-	-	-	1.0	-	-	-	-	-	-	-	0.0
Tennessee	1/20	-	-	-	-	-	-	DNP	Knee Injury	-	-	-	1.0	-	-	-	-	-	-	-	0.0
at Florida	1/24	-	-	-	-	-	-	DNP	Knee Injury	-	-	-	1.0	-	-	-	-	-	-	-	0.0
Texas Tech	1/27	-	-	-	-	-	-	DNP	Coaches Decision	-	-	-	1.0	-	-	-	-	-	-	-	0.0
Miss. State	1/31	-	-	-	-	-	-	DNP	Coaches Decision	-	-	-	1.0	-	-	-	-	-	-	-	0.0
at Texas A&M	2/3	-	-	-	-	-	-	DNP	Coaches Decision	-	-	-	1.0	-	-	-	-	-	-	-	0.0
at Arkansas	2/6	-	-	-	-	-	-	-	-	-	-	-	-	-	-	-	-	-	-	-	-
Florida	2/10	-	-	-	-	-	-	-	-	-	-	-	-	-	-	-	-	-	-	-	-
at Tennessee	2/13	-	-	-	-	-	-	-	-	-	-	-	-	-	-	-	-	-	-	-	-
Auburn	2/17	-	-	-	-	-	-	-	-	-	-	-	-	-	-	-	-	-	-	-	-
Georgia	2/21	-	-	-	-	-	-	-	-	-	-	-	-	-	-	-	-	-	-	-	-
at Miss. State	2/24	-	-	-	-	-	-	-	-	-	-	-	-	-	-	-	-	-	-	-	-
LSU	2/28	-	-	-	-	-	-	-	-	-	-	-	-	-	-	-	-	-	-	-	-
at Auburn	3/3	-	-	-	-	-	-	-	-	-	-	-	-	-	-	-	-	-	-	-	-
vs. SEC Tourn.	3/7-11	-	-	-	-	-	-	-	-	-	-	-	-	-	-	-	-	-	-	-	-
vs. NCAA Tourn.	3/15-4/2	-	-	-	-	-	-	-	-	-	-	-	-	-	-	-	-	-	-	-	-

CAREER STATISTICS

Season	GP-GS	Min	Avg	FG	FGA	Pct	3FG	3FGA	Pct	FT	FTA	Pct	Off	Def	Tot	Avg	PF	FO	Ast	TO	Blk	Stl	Pts	Avg
2016-17	5-0	11	2.2	0	0	.000	0	0	.000	0	0	.000	0	1	1	0.2	4	0	0	1	0	0	0	0.0
2017-18	2-0	3	1.5	0	0	.000	0	0	.000	0	0	.000	0	2	2	1.0	0	0	0	0	0	0	0	0.0
Totals	7-0	14	2.0	0	0	.000	0	0	.000	0	0	.000	0	3	3	0.4	4	0	0	1	0	0	0	0.0

(SEC ONLY)

Season	GP-GS	Min	Avg	FG	FGA	Pct	3FG	3FGA	Pct	FT	FTA	Pct	Off	Def	Tot	Avg	PF	FO	Ast	TO	Blk	Stl	Pts	Avg
2017	2-0	6	3.0	0	0	.000	0	0	.000	0	0	.000	0	0	0	0.0	1	0	0	0	0	0	0	0.0



#12 KHADIM GUEYE

SOPHOMORE | FORWARD | 7'0" | 248 | 1 LETTER

DAKAR, SENEGAL/VICTORY ROCK PREP

SEASON NOTABLES

- > Saw action in 28 games last season
- > Scored three points with a block in exhibition vs. Erskine (Oct. 30), and posted two points with two rebounds in Hoops 4 Hurricane Relief exhibition vs. Virginia Tech (Nov. 5)
- > Saw 10 minutes of action in opener at Wofford (Nov. 10), pulling down four rebounds
- > Played seven minutes and notched one rebound in win at FIU (Nov. 27)
- > Pulled down a rebound with one steal vs. Limestone (Dec. 27)
- > Saw five minutes of action in win at No. 20 Florida (Jan. 24), had a rebound and a block
- > Played nine minutes and pulled down three rebounds in loss at Texas A&M (Feb. 3)

GUEYE'S CAREER HIGHS

Points

Career 6, vs. SC State (Nov. 18, 2016)

Season -

Field Goals

Career 2, vs. Lander (Dec. 27, 2016)

Season -

Field Goal Attempts

Career 3, twice, last vs. Lander (Dec. 27, 2016)

Season -

3-Point Field Goals

Career -

Season -

3-Point Field Goal Attempts

Career -

Season -

Free Throws

Career 4, vs. SC State (Nov. 18, 2016)

Season -

Free Throw Attempts

Career 4, vs. SC State (Nov. 18, 2016)

Season 2, vs. Kentucky (Jan. 16, 2018)

Rebounds

Career 5, vs. SC State (Nov. 18, 2016)

Season 4, at Wofford (Nov. 10, 2017)

Assists

Career 1, twice, last vs. Georgia (Feb. 4, 2017)

Season -

Blocks

Career 2, twice, last vs. Lander (Dec. 27, 2016)

Season 1, at Florida (Jan. 24, 2018)

Steals

Career 1, 3x, last vs. Limestone (Dec. 27, 2017)

Season 1, vs. Limestone (Dec. 27, 2017)

Minutes

Career 18, vs. Lander (Dec. 27, 2016)

Season 10, at Wofford (Nov. 10, 2017)

SUPERLATIVES

'17-18 Season Career
Team high blocks* 1 3

* led or shared team lead

2017-18 GAME-BY-GAME STATS

Opponent	Date	GS	Min	FG-FGA	Pct	3FG-FGA	Pct	FT-FTA	Pct	Off	Def	Tot	Avg	PF	FO	A	TO	Blk	Stl	Pts	Avg
at Wofford	11/10	-	10	0-0	.000	0-0	.000	0-0	.000	2	2	4	4.0	2	0	0	2	0	0	0	0.0
Western Michigan	11/13	-	4	0-0	.000	0-0	.000	0-0	.000	0	0	0	2.0	0	0	0	0	0	0	0	0.0
vs. Illinois State	11/16	-	5	0-0	.000	0-0	.000	0-0	.000	0	0	0	1.3	1	0	0	0	0	0	0	0.0
vs. UTEP	11/17	-	2	0-0	.000	0-0	.000	0-0	.000	0	0	0	1.0	1	0	0	0	0	0	0	0.0
vs. Western Michigan	11/19	-	-	-	-	-	-	DNP	Coaches Decision	-	-	-	1.0	-	-	-	-	-	-	-	0.0
at FIU	11/27	-	7	0-0	.000	0-0	.000	0-0	.000	1	0	1	1.0	2	0	0	2	0	0	0	0.0
vs. Temple	11/30	-	-	-	-	-	-	DNP	Coaches Decision	-	-	-	1.0	-	-	-	-	-	-	-	0.0
UMass	12/2	-	-	-	-	-	-	DNP	Coaches Decision	-	-	-	1.0	-	-	-	-	-	-	-	0.0
Wyoming	12/6	-	-	-	-	-	-	DNP	Coaches Decision	-	-	-	1.0	-	-	-	-	-	-	-	0.0
Coastal Carolina	12/9	-	-	-	-	-	-	DNP	Coaches Decision	-	-	-	1.0	-	-	-	-	-	-	-	0.0
at Clemson	12/19	-	-	-	-	-	-	DNP	Coaches Decision	-	-	-	1.0	-	-	-	-	-	-	-	0.0
Limestone	12/27	-	9	0-0	.000	0-0	.000	0-0	.000	0	1	1	1.0	2	0	0	0	0	1	0	0.0
at Ole Miss	12/31	-	4	0-0	.000	0-0	.000	0-0	.000	0	0	0	0.9	0	0	0	0	0	0	0	0.0
Missouri	1/3	-	5	0-0	.000	0-0	.000	0-0	.000	0	1	1	0.9	0	0	0	0	0	0	0	0.0
Vanderbilt	1/6	-	-	-	-	-	-	DNP	Coaches Decision	-	-	-	0.9	-	-	-	-	-	-	-	0.0
at Alabama	1/9	-	1	0-1	.000	0-0	.000	0-0	.000	0	0	0	0.8	0	0	0	0	0	0	0	0.0
at Georgia	1/13	-	-	-	-	-	-	DNP	Coaches Decision	-	-	-	0.8	-	-	-	-	-	-	-	0.0
Kentucky	1/16	-	1	0-0	.000	0-0	.000	0-0	.000	0	0	0	0.7	1	0	0	0	0	0	0	0.0
Tennessee	1/20	-	-	-	-	-	-	DNP	Coaches Decision	-	-	-	0.7	-	-	-	-	-	-	-	0.0
at Florida	1/24	-	5	0-0	.000	0-0	.000	0-0	.000	0	1	1	0.6	2	0	0	0	1	0	0	0.0
Texas Tech	1/27	-	7	0-0	.000	0-0	.000	0-0	.000	0	0	0	0.7	0	0	0	1	0	0	0	0.0
Miss. State	1/31	-	4	0-0	.000	0-0	.000	0-0	.000	0	0	0	0.6	0	0	0	0	0	0	0	0.0
at Texas A&M	2/3	-	9	0-0	.000	0-0	.000	0-0	.000	2	1	3	0.9	2	0	0	0	0	0	0	0.0
at Arkansas	2/6																				
Florida	2/10																				
at Tennessee	2/13																				
Auburn	2/17																				
Georgia	2/21																				
at Miss. State	2/24																				
LSU	2/28																				
at Auburn	3/3																				
vs. SEC Tourn.	3/7-11																				
vs. NCAA Tourn.	3/15-4/2																				

CAREER STATISTICS

Season	GP-GS	Min	Avg	FG	FGA	Pct	3FG	3FGA	Pct	FT	FTA	Pct	Off	Def	Tot	Avg	PF	FO	Ast	TO	Blk	Stl	Pts	Avg
2016-17	28-0	198	7.1	3	12	.250	0	0	.000	5	8	.625	8	18	26	0.9	41	0	2	10	7	2	11	0.4
2017-18	14-0	73	5.2	0	1	.000	0	0	.000	0	2	.000	5	6	11	0.8	13	0	0	5	1	1	0	0.0
Totals	42-0	271	6.5	3	13	.231	0	0	.000	5	10	.500	13	24	37	0.9	54	0	2	15	8	3	11	0.3

(SEC ONLY)

Season	GP-GS	Min	Avg	FG	FGA	Pct	3FG	3FGA	Pct	FT	FTA	Pct	Off	Def	Tot	Avg	PF	FO	Ast	TO	Blk	Stl	Pts	Avg
2017	14-0	77	5.5	0	2	.000	0	0	.000	0	0	.000	2	7	9	0.6	16	0	1	5	1	1	0	0.0
2018	7-0	29	4.1	0	1	.000	0	0	.000	0	2	.000	2	3	5	0.7	5	0	0	0	1	0	0	0.0
Totals	21-0	106	5.0	0	3	.000	0	0	.000	0	2	.000	4	10	14	0.7	21	0	1	5	2	1	0	0.0



#23 EVAN HINSON

SOPHOMORE | GUARD | 6'4" | 240 | 1 LETTER

DELTONA, FLA./DELTONA

SEASON NOTABLES

- > Also a member of the Gamecock football team, and will join the basketball squad following the end of the football season
- > Saw action in eight contests last season, scoring a season best four points in SEC Tournament action vs. Alabama
- > Dressed for the first time in the 2017-18 season vs. UMASS (Dec. 2) but did not log any minutes
- > Saw first action of the season in win vs. Wyoming (Dec. 6), played two minutes off the bench but did not score
- > Played five minutes off the bench and scored three points in win vs. Coastal Carolina (Dec. 9)
- > Logged 14 minutes of action in loss vs. Mizzou (Jan. 3), scored two points, had four rebounds, an assist, a block and a steal
- > Made first career start in win vs. Vanderbilt (Jan. 6), scored six points in 13 minutes of action
- > Started second straight game in loss at Alabama (Jan. 9), played 16 minutes and had five points
- > Was in the starting lineup for the third straight contest in win at Georgia (Jan. 13), dropped a career-high eight points thanks to a pair of 3-pointers in the first half, also logged career high with 19 minutes
- > Tied career high with eight points in road win at No. 20 Florida (Jan. 24), made a pair of 3s in the first half, also had two rebounds, an assist, block and steal in 17 minutes of action

HINSON'S CAREER HIGHS

Points

Career 8, 2x, last at Florida (Jan. 24, 2018)

Season 8, 2x, last at Florida (Jan. 24, 2018)

Field Goals

Career 3, 2x, last at Florida (Jan. 24, 2018)

Season 3, 2x, last at Florida (Jan. 24, 2018)

Field Goal Attempts

Career 7, at Georgia (Jan. 13, 2018)

Season 7, at Georgia (Jan. 13, 2018)

3-Point Field Goals

Career 2, 2x, last at Florida (Jan. 24, 2018)

Season 2, 2x, last at Florida (Jan. 24, 2018)

3-Point Field Goal Attempts

Career 4, at Florida (Jan. 24, 2018)

Season 4, at Florida (Jan. 24, 2018)

Free Throws

Career 3, vs. Texas Tech (Jan. 27, 2018)

Season 3, vs. Texas Tech (Jan. 27, 2018)

Free Throw Attempts

Career 4, 2x, vs. Texas Tech (Jan. 27, 2018)

Season 4, 2x, vs. Texas Tech (Jan. 27, 2018)

Rebounds

Career 4, vs. Mizzou (Jan. 3, 2018)

Season 4, vs. Mizzou (Jan. 3, 2018)

Assists

Career 1, 3x, last vs. Miss. State (Jan. 31, 2018)

Season 1, 2x, vs. Miss. State (Jan. 31, 2018)

Blocks

Career 1, 3x, last at Florida (Jan. 24, 2018)

Season 1, 3x, last at Florida (Jan. 24, 2018)

Steals

Career 1, 6x, last at Texas A&M (Feb. 3, 2018)

Season 1, 4x, last at Texas A&M (Feb. 3, 2018)

Minutes

Career 19, at Georgia (Jan. 13, 2018)

Season 19, at Georgia (Jan. 13, 2018)

2017-18 GAME-BY-GAME STATS

Opponent	Date	GS	Min	FG-FGA	Pct	3FG-FGA	Pct	FT-FTA	Pct	Off	Def	Tot	Avg	PF	FO	A	TO	Blk	Stl	Pts	Avg
at Wofford	11/10	-	-	-	-	-	-	-	-	-	-	-	-	-	-	-	-	-	-	-	-
Western Michigan	11/13	-	-	-	-	-	-	-	-	-	-	-	-	-	-	-	-	-	-	-	-
vs. Illinois State	11/16	-	-	-	-	-	-	-	-	-	-	-	-	-	-	-	-	-	-	-	-
vs. UTEP	11/17	-	-	-	-	-	-	-	-	-	-	-	-	-	-	-	-	-	-	-	-
vs. Western Michigan	11/19	-	-	-	-	-	-	-	-	-	-	-	-	-	-	-	-	-	-	-	-
at FIU	11/27	-	-	-	-	-	-	-	-	-	-	-	-	-	-	-	-	-	-	-	-
vs. Temple	11/30	-	-	-	-	-	-	-	-	-	-	-	-	-	-	-	-	-	-	-	-
UMass	12/2	-	-	-	-	-	-	-	-	-	-	-	-	-	-	-	-	-	-	-	-
Wyoming	12/6	-	2	0-0	.000	0-0	.000	0-0	.000	0	0	0	0.0	0	0	-	-	-	-	-	0.0
Coastal Carolina	12/9	-	5	1-2	.500	0-0	.000	1-2	.500	0	0	0	0.0	1	0	0	1	0	0	3	1.5
at Clemson	12/19	-	2	0-0	.000	0-0	.000	0-0	.000	0	0	0	0.0	2	0	0	0	0	0	0	1.0
Limestone	12/27	-	-	-	-	-	-	-	-	-	-	-	-	-	-	-	-	-	-	-	-
at Ole Miss	12/31	-	-	-	-	-	-	-	-	-	-	-	-	-	-	-	-	-	-	-	-
Missouri	1/3	-	14	0-1	.000	0-0	.000	2-2	1.000	0	4	4	1.0	2	0	1	1	1	1	2	1.3
Vanderbilt	1/6	*	13	2-4	.500	0-2	.000	2-2	1.000	0	2	2	1.2	2	0	0	0	0	0	6	2.2
at Alabama	1/9	*	16	2-3	.667	0-0	.000	1-1	1.000	0	2	2	1.3	1	0	1	1	1	0	5	2.7
at Georgia	1/13	*	19	2-7	.286	2-3	.667	2-4	.500	0	2	2	1.4	1	0	0	1	0	1	8	3.4
Kentucky	1/16	*	9	1-2	.500	1-2	.500	0-0	.000	0	1	1	1.4	2	0	0	1	0	0	3	3.4
Tennessee	1/20	*	7	0-0	.000	0-0	.000	0-0	.000	0	2	2	1.4	2	0	0	2	0	0	0	3.0
at Florida	1/24	*	17	3-6	.500	2-4	.500	0-0	.000	0	2	2	1.5	2	0	1	1	1	1	8	3.5
Texas Tech	1/27	*	9	0-1	.000	0-1	.000	3-4	.750	0	0	0	1.4	1	0	0	1	0	0	3	3.5
Miss. State	1/31	*	13	1-8	.125	0-2	.000	0-0	.000	2	1	3	1.5	1	0	1	1	0	0	2	3.3
at Texas A&M	2/3	*	17	2-4	.500	1-2	.500	1-2	.500	0	1	1	1.5	0	0	0	1	0	1	6	3.5
at Arkansas	2/6																				
Florida	2/10																				
at Tennessee	2/13																				
Auburn	2/17																				
Georgia	2/21																				
at Miss. State	2/24																				
LSU	2/28																				
at Auburn	3/3																				
vs. SEC Tourn.	3/7-11																				
vs. NCAA Tourn.	3/15-4/2																				

CAREER STATISTICS

Season	GP-GS	Min	Avg	FG	FGA	Pct	3FG	3FGA	Pct	FT	FTA	Pct	Off	Def	Tot	Avg	PF	FO	Ast	TO	Blk	Stl	Pts	Avg
2016-17	8-0	21	2.6	3	8	.375	1	5	.200	2	2	1.000	2	3	5	0.6	3	0	1	0	0	2	9	1.1
2017-18	13-9	143	11.0	14	38	.368	6	16	.375	12	17	.706	2	17	19	1.5	18	0	4	11	3	4	46	3.5
Totals	21-9	164	7.8	17	46	.370	7	21	.333	14	19	.737	4	20	24	1.1	21	0	5	11	3	6	55	2.6

(SEC ONLY)

Season	GP-GS	Min	Avg	FG	FGA	Pct	3FG	3FGA	Pct	FT	FTA	Pct	Off	Def	Tot	Avg	PF	FO	Ast	TO	Blk	Stl	Pts	Avg
2017	5-0	13	2.6	1	4	.250	1	3	.333	2	2	1.000	0	3	3	0.6	3	0	1	0	0	2	5	1.0
2017-18	9-8	125	13.9	13	35	.371	6	15	.400	8	11	.727	2	17	19	2.1	13	0	4	9	3	4	40	4.4
Totals	14-8	138	9.9	14	39	.359	7	18	.389	10	13	.769	2	20	22	1.6	16	0	5	9	3	6	45	3.2



#21 MAIK KOTSAR

SOPHOMORE | FORWARD | 6'10" | 260 | 1 LETTER

TALLIN, ESTONIA/SUNRISE CHRISTIAN ACADEMY

SEASON NOTABLES

- > Scored 10 points and pulled down six rebounds in win vs. Western Michigan (Nov. 13); also has two steals, one block and an assist
- > Tallied season-high 14 points on 6-of-10 shooting in team's blowout victory over UTEP (Nov. 17), led the team with two steals in the contest, also hit first career 3-pointer in the game
- > Had two steals, four rebounds and six points in win vs. Western Michigan in final game of Puerto Rico Tip-Off (Nov. 19), fourth-straight game with multiple steals
- > Matched career-high with 16 points in road win at FIU (Nov. 27), set career-highs for field goals made (8) and assists (6), also had three steals in 33 minutes
- > Had season-high eight rebounds to go alongside eight points in win vs. UMass (Dec. 2, 2017)
- > 13 points, four rebounds and a pair of blocks in home win over Limestone (Dec. 27)
- > Poured in 12 points and pulled down six rebounds in win vs. No. 18 Kentucky (Jan. 16), also had three steals, his six makes on nine attempts at the free throw line both marked new career highs
- > Led the team with five assists in loss to No. 21 Tennessee (Jan. 20), also had eight points, five rebounds and a pair of steals
- > Scored nine points, had six rebounds and a team-high four assists in road win at No. 20 Florida (Jan. 24)

SUPERLATIVES

	'17-18 Season	Career
Double-figure scoring	8	17
Double-doubles	-	1
3+ steals	3	5
Team high scoring*	1	2
Team high rebounding*	4	13
Team high blocks*	6	12

* led or shared team lead

2017-18 GAME-BY-GAME STATS

Opponent	Date	GS	Min	FG-FGA	Pct	3FG-FGA	Pct	FT-FTA	Pct	Off	Def	Tot	Avg	PF	FO	A	TO	Blk	Stl	Pts	Avg
at Wofford	11/10	*	25	5-10	.500	0-1	.000	3-4	.750	2	1	3	3.0	3	0	4	1	0	1	13	13.0
Western Michigan	11/13	*	29	4-10	.400	0-2	.000	2-6	.333	3	3	6	4.5	2	0	1	2	1	2	10	11.5
vs. Illinois State	11/16	*	22	3-6	.500	0-0	.000	1-2	.500	2	4	6	5.0	5	1	1	4	0	2	7	10.0
vs. UTEP	11/17	*	20	6-10	.600	1-2	.500	1-2	.500	1	1	2	4.3	3	0	0	0	0	2	14	11.0
vs. Western Michigan	11/19	*	29	3-7	.429	0-0	.000	0-3	.000	1	3	4	4.2	3	0	0	1	1	2	6	10.0
at FIU	11/27	*	33	8-13	.615	0-1	.000	0-1	.000	3	3	6	4.5	1	0	6	1	1	3	16	11.0
vs. Temple	11/30	*	32	5-7	.714	2-2	1.000	0-0	.000	3	0	3	4.3	4	0	2	2	0	1	12	11.1
UMass	12/2	*	24	4-8	.500	0-1	.000	0-3	.000	3	5	8	4.8	4	0	1	1	0	3	8	10.8
Wyoming	12/6	*	30	3-8	.375	0-1	.000	0-3	.000	0	4	4	4.7	2	0	2	3	0	1	6	10.2
Coastal Carolina	12/9	*	30	3-7	.429	0-0	.000	0-0	.000	2	2	4	4.6	1	0	2	0	1	0	6	9.8
at Clemson	12/19	*	32	3-5	.600	0-0	.000	0-0	.000	1	5	6	4.7	1	0	0	1	2	1	6	9.5
Limestone	12/27	*	26	6-10	.600	0-0	.000	1-1	1.000	3	1	4	4.7	3	0	0	3	2	0	13	9.8
at Ole Miss	12/31	*	31	0-7	.000	0-1	.000	2-3	.666	0	4	4	4.6	3	0	2	4	1	0	2	9.2
Missouri	1/3	*	33	3-8	.375	0-2	.000	3-3	1.000	2	2	4	4.6	2	0	2	1	3	0	9	9.1
Vanderbilt	1/6	*	20	1-2	.500	0-0	.000	0-0	.000	0	5	5	4.6	4	0	1	2	1	0	2	8.7
at Alabama	1/9	*	26	4-9	.444	0-2	.000	2-4	.500	1	4	5	4.6	3	0	1	3	0	0	10	8.8
at Georgia	1/13	*	24	1-10	.100	0-1	.000	0-0	.000	3	2	5	4.6	5	1	0	1	0	0	2	8.4
Kentucky	1/16	*	24	3-4	.750	0-0	.000	6-9	.667	0	6	6	4.7	4	0	0	0	0	3	12	8.6
Tennessee	1/20	*	31	3-6	.500	0-0	.000	2-2	1.000	2	3	5	4.7	5	0	5	3	0	2	8	8.5
at Florida	1/24	*	22	3-6	.500	1-1	1.000	2-2	1.000	2	4	6	4.8	4	0	4	1	1	0	9	8.6
Texas Tech	1/27	*	32	3-7	.429	0-1	.000	1-2	.500	3	4	7	4.9	0	0	2	2	0	2	7	8.5
Miss. State	1/31	*	31	3-8	.375	0-2	.000	2-4	.500	0	4	4	4.9	2	0	1	2	1	0	8	8.5
at Texas A&M	2/3	*	15	1-3	.333	0-0	.000	0-0	.000	0	3	3	4.8	2	0	0	1	0	0	2	8.2
at Arkansas	2/6																				
Florida	2/10																				
at Tennessee	2/13																				
Auburn	2/17																				
Georgia	2/21																				
at Miss. State	2/24																				
LSU	2/28																				
at Auburn	3/3																				
vs. SEC Tourn.	3/7-11																				
vs. NCAA Tourn.	3/15-4/2																				

CAREER STATISTICS

Season	GP-GS	Min	Avg	FG	FGA	Pct	3FG	3FGA	Pct	FT	FTA	Pct	Off	Def	Tot	Avg	PF	FO	Ast	TO	Blk	Stl	Pts	Avg
2016-17	37-33	895	24.2	97	198	.490	0	0	.000	21	53	.396	72	104	176	4.8	117	5	26	44	14	27	215	5.8
2017-18	23-23	621	27.0	78	171	.456	4	20	.200	28	54	.519	37	73	110	4.8	66	3	37	39	15	25	188	8.2
Totals	60-56	1516	25.3	175	369	.474	4	20	.200	49	107	.458	109	177	286	4.8	183	8	63	83	29	52	403	6.7

(SEC ONLY)

Season	GP-GS	Min	Avg	FG	FGA	Pct	3FG	3FGA	Pct	FT	FTA	Pct	Off	Def	Tot	Avg	PF	FO	Ast	TO	Blk	Stl	Pts	Avg
2017	18-15	417	23.2	32	79	.405	0	0	.000	11	29	.379	32	51	83	4.6	63	3	10	26	9	8	75	4.2
2018	10-10	257	25.7	22	63	.349	1	9	.111	19	27	.704	10	37	47	4.7	34	2	16	18	7	5	64	6.4
Totals	28-25	674	24.1	54	142	.380	1	9	.111	30	56	.536	42	88	130	4.6	97	5	26	44	16	13	139	5.0



#25 CHRISTIAN SCHMITT

SOPHOMORE | GUARD | 6'0" | 180 | 1 LETTER

MARS, PA. | MARS AREA HIGH SCHOOL

SEASON NOTABLES

- > Saw action in five games during rookie season
- > Logged one minute of playing time in team's home opener victory over Western Michigan (Nov. 13)
- > Played three minutes in the team's victory over UTEP (Nov. 17)
- > Saw action vs. Limestone (Dec. 27)

SCHMITT'S CAREER HIGHS

Points

Career -

Season -

Field Goals

Career -

Season -

Field Goal Attempts

Career 1, 3x, last vs. Limestone (Dec. 27, 2017)

Season 1, 2x, last vs. Limestone (Dec. 27, 2017)

3-Point Field Goals

Career -

Season -

3-Point Field Goal Attempts

Career 1, 2x, last vs. UTEP (Nov. 17, 2017)

Season 1, vs. UTEP (Nov. 17, 2017)

Free Throws

Career -

Season -

Free Throw Attempts

Career -

Season -

Rebounds

Career -

Season -

Assists

Career -

Season -

Blocks

Career -

Season -

Steals

Career -

Season -

Minutes

Career 3, 2x, last vs. UTEP (Nov. 17, 2017)

Season 2, vs. Limestone (Dec. 27, 2017)

2017-18 GAME-BY-GAME STATS

Opponent	Date	GS	Min	FG-FGA	Pct	3FG-FGA	Pct	FT-FTA	Pct	Off	Def	Tot	Avg	PF	FO	A	TO	Blk	Stl	Pts	Avg
at Wofford	11/10	-	-	-	-	-	-	-DNP - Coaches Decision	-	-	-	-	-	-	-	-	-	-	-	-	-
Western Michigan	11/13	-	1	0-0	.000	0-0	.000	0-0	.000	0	0	0	0.0	0	0	0	0	0	0	0	0.0
vs. Illinois State	11/16	-	-	-	-	-	-	DNP Coaches Decision-	-	-	-	-	0.0	-	-	-	-	-	-	-	0.0
vs. UTEP	11/17	-	3	0-1	.000	0-1	.000	0-0	.000	0	0	0	0.0	0	0	0	0	0	0	0	0.0
vs. Western Michigan	11/19	-	-	-	-	-	-	DNP Coaches Decision-	-	-	-	-	0.0	-	-	-	-	-	-	-	0.0
at FIU	11/27	-	-	-	-	-	-	DNP Coaches Decision-	-	-	-	-	0.0	-	-	-	-	-	-	-	0.0
vs. Temple	11/30	-	-	-	-	-	-	DNP Coaches Decision-	-	-	-	-	0.0	-	-	-	-	-	-	-	0.0
UMass	12/2	-	-	-	-	-	-	DNP Coaches Decision-	-	-	-	-	0.0	-	-	-	-	-	-	-	0.0
Wyoming	12/6	-	-	-	-	-	-	DNP Coaches Decision-	-	-	-	-	0.0	-	-	-	-	-	-	-	0.0
Coastal Carolina	12/9	-	-	-	-	-	-	DNP Coaches Decision-	-	-	-	-	0.0	-	-	-	-	-	-	-	0.0
at Clemson	12/19	-	-	-	-	-	-	DNP Coaches Decision-	-	-	-	-	0.0	-	-	-	-	-	-	-	0.0
Limestone	12/27	-	2	0-1	.000	0-1	.000	0-0	.000	0	0	0	0.0	0	0	0	0	0	0	0	0.0
at Ole Miss	12/31	-	-	-	-	-	-	DNP Coaches Decision-	-	-	-	-	0.0	-	-	-	-	-	-	-	0.0
Missouri	1/3	-	-	-	-	-	-	DNP Coaches Decision-	-	-	-	-	0.0	-	-	-	-	-	-	-	0.0
Vanderbilt	1/6	-	-	-	-	-	-	DNP Coaches Decision-	-	-	-	-	0.0	-	-	-	-	-	-	-	0.0
at Alabama	1/9	-	-	-	-	-	-	DNP Coaches Decision-	-	-	-	-	0.0	-	-	-	-	-	-	-	0.0
at Georgia	1/13	-	-	-	-	-	-	DNP Coaches Decision-	-	-	-	-	0.0	-	-	-	-	-	-	-	0.0
Kentucky	1/16	-	-	-	-	-	-	DNP Coaches Decision-	-	-	-	-	0.0	-	-	-	-	-	-	-	0.0
Tennessee	1/20	-	-	-	-	-	-	DNP Coaches Decision-	-	-	-	-	0.0	-	-	-	-	-	-	-	0.0
at Florida	1/24	-	-	-	-	-	-	DNP Coaches Decision-	-	-	-	-	0.0	-	-	-	-	-	-	-	0.0
Texas Tech	1/27	-	-	-	-	-	-	DNP Coaches Decision-	-	-	-	-	0.0	-	-	-	-	-	-	-	0.0
Miss. State	1/31	-	-	-	-	-	-	DNP Coaches Decision-	-	-	-	-	0.0	-	-	-	-	-	-	-	0.0
at Texas A&M	2/3	-	-	-	-	-	-	DNP Coaches Decision-	-	-	-	-	0.0	-	-	-	-	-	-	-	0.0
at Arkansas	2/6	-	-	-	-	-	-	-	-	-	-	-	-	-	-	-	-	-	-	-	-
Florida	2/10	-	-	-	-	-	-	-	-	-	-	-	-	-	-	-	-	-	-	-	-
at Tennessee	2/13	-	-	-	-	-	-	-	-	-	-	-	-	-	-	-	-	-	-	-	-
Auburn	2/17	-	-	-	-	-	-	-	-	-	-	-	-	-	-	-	-	-	-	-	-
Georgia	2/21	-	-	-	-	-	-	-	-	-	-	-	-	-	-	-	-	-	-	-	-
at Miss. State	2/24	-	-	-	-	-	-	-	-	-	-	-	-	-	-	-	-	-	-	-	-
LSU	2/28	-	-	-	-	-	-	-	-	-	-	-	-	-	-	-	-	-	-	-	-
at Auburn	3/3	-	-	-	-	-	-	-	-	-	-	-	-	-	-	-	-	-	-	-	-
vs. SEC Tourn.	3/7-11	-	-	-	-	-	-	-	-	-	-	-	-	-	-	-	-	-	-	-	-
vs. NCAA Tourn.	3/15-4/2	-	-	-	-	-	-	-	-	-	-	-	-	-	-	-	-	-	-	-	-

CAREER STATISTICS

Season	GP-GS	Min	Avg	FG	FGA	Pct	3FG	3FGA	Pct	FT	FTA	Pct	Off	Def	Tot	Avg	PF	FO	Ast	TO	Blk	Stl	Pts	Avg
2016-17	5-0	7	1.4	0	1	.000	0	1	.000	0	0	.000	0	0	0	0.0	1	0	0	2	0	0	0	0.0
2017-18	3-0	6	2.0	0	2	.000	0	2	.000	0	0	.000	0	0	0	0.0	0	0	0	0	0	0	0	0.0
Totals	8-0	13	1.7	0	3	.000	0	3	.000	0	0	.000	0	0	0	0.0	1	0	0	2	0	0	0	0.0

(SEC ONLY)

Season	GP-GS	Min	Avg	FG	FGA	Pct	3FG	3FGA	Pct	FT	FTA	Pct	Off	Def	Tot	Avg	PF	FO	Ast	TO	Blk	Stl	Pts	Avg
2017	1-0	1	1.0	0	0	.000	0	0	.000	0	0	.000	0	0	0	0.0	0	0	0	0	0	0	0	0.0



#0 DAVID BEATTY

FRESHMAN | GUARD | 6'2" | 205 | HS

PHILADELPHIA, PA. | IMHOTEP INSTITUTE CHARTER H.S.

SEASON NOTABLES

- > Scored eight points with three rebounds in exhibition vs. Erskine (Oct. 30)
- > Tallied six points, hitting a pair of 3s, with two assists in Gamecock debut at Wofford (Nov. 10)
- > Scored seven points, adding two assists and a steal in home opener win over Western Michigan (Nov. 13)
- > Played 15 minutes off the bench with seven points and two rebounds in loss vs. Illinois State (Nov. 16)
- > Matched season-high with two assists in 16 minutes of action vs. UTEP (Nov. 17)
- > Scored career-high 13 points in loss vs. Temple (Nov. 30, 2017) at Madsion Square Garden, played a career-high 23 minutes off the bench and went 6-for-11 from the floor
- > Season high 16 points, hitting 6-of-11 attempts from the field, including a 3, in home win over Limestone (Dec. 27); also three assists vs. the Saints
- > Played season-high 33 minutes off the bench in loss at Ole Miss (Dec. 31), had solid all-around game scoring nine points with six rebounds (career high), two assists and two steals
- > Had six points and six rebounds (tied career high) in loss vs. Mississippi State (Jan. 31)

BEATTY'S SEASON HIGHS

Points

16, vs. Limestone (Dec. 27, 2017)

Field Goals

6, twice, last vs. Limestone (Dec. 27, 2017)

Field Goal Attempts

11, 3x, last vs. Mizzou (Jan. 3, 2018)

3-Point Field Goals

2, at Wofford (Nov. 10, 2017)

3-Point Field Goal Attempts

5, 3x, last vs. Miss. State (Jan. 31, 2018)

Free Throws

3, vs. Limestone (Dec. 27, 2017)

Free Throw Attempts

5, vs. Limestone (Dec. 27, 2017)

Rebounds

6, 2x, last vs. Miss. State (Jan. 31, 2018)

Assists

3, vs. Limestone (Dec. 27, 2017)

Blocks

1, 2x, last vs. Mizzou (Jan. 3, 2018)

Steals

2, 2x, last vs. Vanderbilt (Jan. 6, 2018)

Minutes

33, at Ole Miss (Dec. 31, 2017)

2017-18 GAME-BY-GAME STATS

Opponent	Date	GS	Min	FG-FGA	Pct	3FG-FGA	Pct	FT-FTA	Pct	Off	Def	Tot	Avg	PF	FO	A	TO	Blk	Stl	Pts	Avg
at Wofford	11/10	-	19	2-6	.333	2-4	.500	0-0	.000	0	0	0	0.0	2	0	2	1	0	0	6	6.0
Western Michigan	11/13	-	21	2-7	.286	1-2	.500	2-2	1.000	0	0	0	0.0	1	0	2	1	0	1	7	6.5
vs. Illinois State	11/16	-	15	2-6	.333	1-2	.500	2-2	1.000	0	2	2	0.6	5	1	0	0	0	0	7	6.7
vs. UTEP	11/17	-	16	1-5	.200	0-3	.000	0-0	.000	0	2	2	1.0	0	0	2	0	0	1	2	5.5
vs. Western Michigan	11/19	-	5	0-1	.000	0-1	.000	0-0	.000	1	0	1	1.0	2	0	1	1	0	0	0	4.0
at FIU	11/27	-	4	0-1	.000	0-1	.000	0-0	.000	0	0	0	0.8	0	0	0	0	0	0	0	3.7
vs. Temple	11/30	-	23	6-11	.545	1-5	.200	0-0	.000	0	0	0	0.7	3	0	2	1	1	1	13	5.0
UMass	12/2	-	6	0-1	.000	0-0	.000	0-0	.000	0	0	0	0.6	1	0	0	0	0	0	0	4.4
Wyoming	12/6	-	7	0-2	.000	0-1	.000	0-0	.000	0	1	1	0.7	2	0	1	1	0	0	0	3.9
Coastal Carolina	12/9	-	-	-	-	-	DNP due to injury	-	-	-	-	-	0.7	-	-	-	-	-	-	-	3.9
at Clemson	12/19	-	14	2-5	.400	0-2	.000	1-2	.500	0	0	0	0.6	1	0	0	0	0	1	5	4.0
Limestone	12/27	-	22	6-11	.545	1-3	.333	3-5	.600	1	1	2	0.7	4	0	3	1	0	0	16	5.1
at Ole Miss	12/31	-	33	4-10	.400	1-4	.250	0-1	.000	0	6	6	1.2	3	0	2	3	0	2	9	5.4
Missouri	1/3	-	18	2-11	.182	1-5	.200	1-2	.500	0	0	0	1.1	2	0	1	0	1	1	6	5.5
Vanderbilt	1/6	-	24	1-7	.143	1-2	.500	0-1	.000	0	0	0	1.0	0	0	1	6	0	2	3	5.3
at Alabama	1/9	-	11	0-3	.000	0-1	.000	2-2	1.000	0	1	1	1.0	1	0	0	1	0	0	2	5.1
at Georgia	1/13	-	4	0-2	.000	0-1	.000	2-2	1.000	0	1	1	1.0	1	0	0	0	0	0	2	4.9
Kentucky	1/16	-	7	0-3	.000	0-2	.000	0-0	.000	1	0	1	1.0	0	0	0	1	0	0	0	4.6
Tennessee	1/20	-	-	-	-	-	DNP Coaches Decision-	-	-	-	-	-	1.0	-	-	-	-	-	-	-	4.6
at Florida	1/24	-	11	0-3	.000	0-1	.000	0-0	.000	0	0	0	0.9	1	0	0	1	0	0	0	4.3
Texas Tech	1/27	-	14	0-5	.000	0-3	.000	2-2	1.000	0	0	0	0.9	1	0	1	0	0	1	2	4.2
Miss. State	1/31	-	23	2-7	.286	1-5	.200	1-1	1.000	3	3	6	1.2	2	0	0	1	0	1	6	4.3
at Texas A&M	2/3	-	9	0-5	.000	0-2	.000	0-0	.000	1	0	1	1.1	1	0	1	1	0	0	0	4.1
at Arkansas	2/6																				
Florida	2/10																				
at Tennessee	2/13																				
Auburn	2/17																				
Georgia	2/21																				
at Miss. State	2/24																				
LSU	2/28																				
at Auburn	3/3																				
vs. SEC Tourn.	3/7-11																				
vs. NCAA Tourn.	3/15-4/2																				

CAREER STATISTICS

Season	GP-GS	Min	Avg	FG	FGA	Pct	3FG	3FGA	Pct	FT	FTA	Pct	Off	Def	Tot	Avg	PF	FO	Ast	TO	Blk	Stl	Pts	Avg
2017-18	21-0	305	14.5	30	112	.268	10	50	.200	16	22	.727	7	17	24	1.1	33	1	19	20	2	11	86	4.1

(SEC ONLY)

Season	GP-GS	Min	Avg	FG	FGA	Pct	3FG	3FGA	Pct	FT	FTA	Pct	Off	Def	Tot	Avg	PF	FO	Ast	TO	Blk	Stl	Pts	Avg
2018	9-0	140	15.6	9	51	.176	4	23	.174	6	9	.667	5	11	16	1.8	11	0	5	14	1	6	28	3.1



#33 JASON CUDD

FRESHMAN | FORWARD | 7'1" | 255 | HS

MYRTLE BEACH, S.C. | SOCASTEE

SEASON NOTABLES

- > Tallied three points with a pair of rebounds and a block in Hoops 4 Hurricane Relief exhibition vs. Virginia Tech (Nov. 5)
- > Saw action in opener at Wofford (Nov. 10)
- > Played two minutes in home-opening victory over MAC favorite Western Michigan (Nov. 13)
- > Scored first collegiate points after sinking a pair of free throws in win over UTEP (Nov. 17), also pulled down three rebounds in six minutes of work
- > Logged nine minutes in win vs. UMass (Dec. 2), posted first collegiate assist in the contest
- > Played eight minutes vs. Limestone (Dec. 27), scoring season high four points with two rebounds
- > Made SEC debut in loss vs. Mizzou (Jan. 3), scored two points in nine minutes of action
- > Saw 15 minutes of action in win vs. Vanderbilt (Jan. 6), had three points, three rebounds and first career block in the victory
- > Played career-high 16 minutes off the bench in loss at Alabama (Jan. 9)
- > Had three points and three rebounds in 14 minutes in loss at Texas A&M (Feb. 3)

CUDD'S SEASON HIGHS

Points

4, vs. Limestone (Dec. 27, 2017)

Field Goals

2, vs. Limestone (Dec. 27, 2017)

Field Goal Attempts

3, vs. Limestone (Dec. 27, 2017)

3-Point Field Goals

-

3-Point Field Goal Attempts

-

Free Throws

2, 2x, last vs. Temple (Nov. 30, 2017)

Free Throw Attempts

2, 4x, last at Alabama (Jan. 9, 2018)

Rebounds

3, 3x, last at Texas A&M (Feb. 3, 2018)

Assists

1, 2x, last vs. Vanderbilt (Jan. 6, 2018)

Blocks

1, vs. Vanderbilt (Jan. 6, 2018)

Steals

-

Minutes

16, last at Alabama (Jan. 9, 2018)

2017-18 GAME-BY-GAME STATS

Opponent	Date	GS	Min	FG-FGA	Pct	3FG-FGA	Pct	FT-FTA	Pct	Off	Def	Tot	Avg	PF	FO	A	TO	Blk	Stl	Pts	Avg
at Wofford	11/10	-	1	0-0	.000	0-0	.000	0-0	.000	0	0	0	0.0	0	0	0	0	0	0	0	0.0
Western Michigan	11/13	-	2	0-0	.000	0-0	.000	0-0	.000	0	0	0	0.0	1	0	0	1	0	0	0	0.0
vs. Illinois State	11/16	-	-	-	-	-	-	-	-	-	-	-	0.0	-	-	-	-	-	-	-	0.0
vs. UTEP	11/17	-	6	0-1	.000	0-0	.000	2-2	1.000	1	2	3	1.0	3	0	0	0	0	0	2	0.5
vs. Western Michigan	11/19	-	-	-	-	-	-	-	-	-	-	-	1.0	-	-	-	-	-	-	-	0.7
at FIU	11/27	-	-	-	-	-	-	-	-	-	-	-	1.0	-	-	-	-	-	-	-	0.7
vs. Temple	11/30	-	1	0-0	.000	0-0	.000	2-2	1.000	0	1	1	1.0	0	0	0	0	0	0	2	1.0
UMass	12/2	-	9	0-0	.000	0-0	.000	0-0	.000	0	0	0	0.8	0	0	1	1	0	0	0	0.8
Wyoming	12/6	-	1	0-0	.000	0-0	.000	0-0	.000	0	0	0	0.7	0	0	0	0	0	0	0	0.7
Coastal Carolina	12/9	-	-	-	-	-	-	-	-	-	-	-	0.7	-	-	-	-	-	-	-	0.7
at Clemson	12/19	-	-	-	-	-	-	-	-	-	-	-	0.7	-	-	-	-	-	-	-	0.7
Limestone	12/27	-	8	2-3	.667	0-0	.000	0-0	.000	1	1	2	0.9	1	0	0	1	0	0	4	1.1
at Ole Miss	12/31	-	-	-	-	-	-	-	-	-	-	-	0.9	-	-	-	-	-	-	-	1.1
Missouri	1/3	-	9	1-2	.500	0-0	.000	0-0	.000	0	0	0	0.8	1	0	0	0	0	0	2	1.3
Vanderbilt	1/6	-	15	1-2	.500	0-0	.000	1-2	.500	1	2	3	1.0	1	0	1	0	1	0	3	1.4
at Alabama	1/9	-	16	0-2	.000	0-0	.000	1-2	.500	1	1	2	1.7	0	0	0	1	0	0	1	2.0
at Georgia	1/13	-	3	0-0	.000	0-0	.000	0-0	.000	0	0	0	1.0	1	0	0	0	0	0	0	1.3
Kentucky	1/16	-	9	0-1	.000	0-0	.000	0-0	.000	0	0	0	0.9	0	0	0	0	0	0	0	1.2
Tennessee	1/20	-	3	0-0	.000	0-0	.000	0-0	.000	0	0	0	0.8	0	0	0	0	0	0	0	1.1
at Florida	1/24	-	1	0-0	.000	0-0	.000	0-0	.000	0	1	1	0.9	0	0	0	0	0	0	0	1.0
Texas Tech	1/27	-	-	-	-	-	-	-	-	-	-	-	0.9	-	-	-	-	-	-	-	1.0
Miss. State	1/31	-	-	-	-	-	-	-	-	-	-	-	0.9	-	-	-	-	-	-	-	1.0
at Texas A&M	2/3	-	14	1-3	.333	0-0	.000	1-1	1.000	3	0	3	1.0	3	0	1	0	0	0	3	1.1
at Arkansas	2/6																				
Florida	2/10																				
at Tennessee	2/13																				
Auburn	2/17																				
Georgia	2/21																				
at Miss. State	2/24																				
LSU	2/28																				
at Auburn	3/3																				
vs. SEC Tourn.	3/7-11																				
vs. NCAA Tourn.	3/15-4/2																				

CAREER STATISTICS

Season	GP-GS	Min	Avg	FG	FGA	Pct	3FG	3FGA	Pct	FT	FTA	Pct	Off	Def	Tot	Avg	PF	FO	Ast	TO	Blk	Stl	Pts	Avg
2017-18	15-0	98	6.5	5	14	.357	0	0	.000	7	9	.778	7	8	15	1.0	11	0	3	4	1	0	17	1.1

(SEC ONLY)

Season	GP-GS	Min	Avg	FG	FGA	Pct	3FG	3FGA	Pct	FT	FTA	Pct	Off	Def	Tot	Avg	PF	FO	Ast	TO	Blk	Stl	Pts	Avg
2018	8-0	70	8.8	3	10	.300	0	0	.000	3	5	.600	5	4	9	1.1	6	0	2	1	1	0	9	1.1



#14 IBRAHIM FAMOUKE DOUMBIA

FRESHMAN | FORWARD | 6'6" | 205 | HS

BAMAKO, MALI | MIAMI COUNTRY DAY SCHOOL

SEASON NOTABLES

- > Tallied four points and collected four rebounds with a block in exhibition vs. Erskine (Oct. 30), before adding two points with an assist in Hoops 4 Hurricane Relif exhibition vs. Virginia Tech (Nov. 5)
- > Saw action in opener at Wofford (Nov. 10), pulling down two rebounds in just two minutes
- > Played two minutes in team's home-opening victory over Western Michigan (Nov. 13)
- > Scored two points (first collegiate basket) in five minutes of action in loss vs. Illinois State (Nov. 16)
- > Saw action vs. Limestone (Dec. 27), pulling down a season high five rebounds in eight minutes of action
- > Made SEC debut in loss vs. Mizzou (Jan. 3), recorded two points and a rebound in six minutes
- > Scored one point in four minutes of action in win over No. 18 Kentucky (Jan. 16)
- > Played five minutes and recorded first career steal in loss at Texas A&M (Feb. 3)

FAMOUKE DOUMBIA'S SEASON HIGHS

Points

2, 2x, last vs. Mizzou (Jan. 3, 2018)

Field Goals

1, 2x, last vs. Mizzou (Jan. 3, 2018)

Field Goal Attempts

4, 2x, last vs. Mizzou (Jan. 3, 2018)

3-Point Field Goals

-

3-Point Field Goal Attempts

1, vs. Mizzou (Jan. 3, 2018)

Free Throws

-

Free Throw Attempts

-

Rebounds

5, vs. Limestone (Dec. 27, 2017)

Assists

-

Blocks

-

Steals

1, at Texas A&M (Feb. 3, 2018)

Minutes

8, vs. Limestone (Dec. 27, 2017)

2017-18 GAME-BY-GAME STATS

Opponent	Date	GS	Min	FG-FGA	Pct	3FG-FGA	Pct	FT-FTA	Pct	Off	Def	Tot	Avg	PF	FO	A	TO	Blk	Stl	Pts	Avg
at Wofford	11/10	-	2	0-1	.000	0-0	.000	0-0	.000	0	2	2	2.0	0	0	0	0	0	0	0	0.0
Western Michigan	11/13	-	2	0-0	.000	0-0	.000	0-0	.000	0	0	0	1.0	0	0	0	0	0	0	0	0.0
vs. Illinois State	11/16	-	5	1-1	1.000	0-0	.000	0-0	.000	0	0	0	0.7	2	0	0	0	0	0	2	0.7
vs. UTEP	11/17	-	3	0-0	.000	0-0	.000	0-0	.000	0	0	0	0.5	1	0	0	0	0	0	0	0.5
vs. Western Michigan	11/19	-	-	-	-	-	DNP	Coaches Decision-	-	-	-	-	0.5	-	-	-	-	-	-	-	0.5
at FIU	11/27	-	1	0-0	.000	0-0	.000	0-0	.000	0	0	0	0.4	0	0	0	0	0	0	0	0.4
vs. Temple	11/30	-	-	-	-	-	DNP	Coaches Decision-	-	-	-	-	0.4	-	-	-	-	-	-	-	0.4
UMass	12/2	-	-	-	-	-	DNP	Coaches Decision-	-	-	-	-	0.4	-	-	-	-	-	-	-	0.4
Wyoming	12/6	-	1	0-0	.000	0-0	.000	0-0	.000	0	1	1	0.5	0	0	0	0	0	0	0	0.3
Coastal Carolina	12/9	-	-	-	-	-	DNP	Coaches Decision-	-	-	-	-	0.5	-	-	-	-	-	-	-	0.3
at Clemson	12/19	-	-	-	-	-	DNP	Coaches Decision-	-	-	-	-	0.5	-	-	-	-	-	-	-	0.3
Limestone	12/27	-	8	0-4	.000	0-1	.000	0-0	.000	1	4	5	1.1	3	0	0	0	0	0	0	0.3
at Ole Miss	12/31	-	-	-	-	-	DNP	Coaches Decision-	-	-	-	-	1.1	-	-	-	-	-	-	-	0.3
Missouri	1/3	-	6	1-4	.250	0-1	.000	0-0	.000	1	0	1	1.1	1	0	0	0	0	0	0	0.5
Vanderbilt	1/6	-	-	-	-	-	DNP	Coaches Decision-	-	-	-	-	1.1	-	-	-	-	-	-	-	0.5
at Alabama	1/9	-	1	0-0	.000	0-0	.000	0-0	.000	0	0	0	1.0	0	0	0	0	0	0	0	0.4
at Georgia	1/13	-	-	-	-	-	DNP	Coaches Decision-	-	-	-	-	1.0	-	-	-	-	-	-	-	0.4
Kentucky	1/16	-	4	0-0	.000	0-0	.000	1-2	.500	0	0	0	0.9	1	0	0	0	0	0	1	0.5
Tennessee	1/20	-	-	-	-	-	DNP	Coaches Decision-	-	-	-	-	0.9	-	-	-	-	-	-	-	0.5
at Florida	1/24	-	-	-	-	-	DNP	Coaches Decision-	-	-	-	-	0.9	-	-	-	-	-	-	-	0.5
Texas Tech	1/27	-	-	-	-	-	DNP	Coaches Decision-	-	-	-	-	0.9	-	-	-	-	-	-	-	0.5
Miss. State	1/31	-	-	-	-	-	DNP	Coaches Decision-	-	-	-	-	0.9	-	-	-	-	-	-	-	0.5
at Texas A&M	2/3	-	5	0-2	.000	0-1	.000	0-0	.000	0	0	0	0.8	1	0	0	0	0	1	0	0.5
at Arkansas	2/6																				
Florida	2/10																				
at Tennessee	2/13																				
Auburn	2/17																				
Georgia	2/21																				
at Miss. State	2/24																				
LSU	2/28																				
at Auburn	3/3																				
vs. SEC Tourn.	3/7-11																				
vs. NCAA Tourn.	3/15-4/2																				

CAREER STATISTICS

Season	GP-GS	Min	Avg	FG	FGA	Pct	3FG	3FGA	Pct	FT	FTA	Pct	Off	Def	Tot	Avg	PF	FO	Ast	TO	Blk	Stl	Pts	Avg
2017-18	11-0	38	3.5	2	12	.167	0	3	.000	1	2	.500	2	7	9	0.8	9	0	0	0	0	1	5	0.5

(SEC ONLY)

Season	GP-GS	Min	Avg	FG	FGA	Pct	3FG	3FGA	Pct	FT	FTA	Pct	Off	Def	Tot	Avg	PF	FO	Ast	TO	Blk	Stl	Pts	Avg
2018	4-0	16	4.0	1	6	.167	0	2	.000	1	2	.500	1	0	1	0.3	3	0	0	0	0	1	3	0.8



#13 FELIPE HAASE

FRESHMAN | FORWARD | 6'9" | 249 | HS

OSORNO, CHILE | MIAMI (FLA.) CHRISTIAN SCHOOL

SEASON NOTABLES

- > Saw action in opener at Wofford (Nov. 10), scoring 10 points, hitting a pair of 3s, with five rebounds
- > Finished with seven points, nine rebounds and a team-high three assists in win over Western Michigan (Nov. 13)
- > Played career-high 29 minutes in loss vs. Illinois State (Nov. 16), scoring five points with four rebounds, also had an assist and his first collegiate steal and block
- > Had seven points, seven rebounds and a steal in 24 minutes of action in victory over UTEP (Nov. 17)
- > Dropped 10 points with five rebounds, an assist and a steal in 26 minutes in win vs. Western Michigan (Nov. 19) in final game of the Puerto Rico Tip-Off, went 2-for-4 from behind the arc
- > Recorded first career double-double with 11 points and 10 rebounds in win vs. UMass (Dec. 2)
- > Went 7-for-12 from the field en route to scoring new career-high 17 points vs. Wyoming (Dec. 6), was just shy of notching double-double as he finished with nine rebounds, hit season-high three 3s and tied for team lead with three assists in 22 minutes of action
- > Pulled down a team high eight rebounds, adding five points, an assist and a steal in home win over Limestone (Dec. 27)
- > Saw 24 minutes of action off the bench in first career SEC game, a loss at Ole Miss (Dec. 31), scored nine points and pulled down six rebounds
- > Dished out career-high four assists in win vs. No. 18 Kentucky (Jan. 16)
- > Scored five points in road win at No. 20 Florida (Jan. 24)
- > Had 11 points in loss vs. No. 14 Texas Tech (Jan. 27), played just 11 minutes but went 4-for-5 from the field

SUPERLATIVES

	'17-18 Season	Career
Double-figure scoring	5	5

* led or shared team lead

2017-18 GAME-BY-GAME STATS

Opponent	Date	GS	Min	FG-FGA	Pct	3FG-FGA	Pct	FT-FTA	Pct	Off	Def	Tot	Avg	PF	FO	A	TO	Blk	Stl	Pts	Avg
at Wofford	11/10	-	23	4-6	.667	2-3	.667	0-1	.000	1	4	5	5.0	2	0	0	0	0	0	10	10.0
Western Michigan	11/13	-	25	1-3	.333	1-3	.333	4-6	.667	2	7	9	7.0	2	0	3	2	0	0	7	8.5
vs. Illinois State	11/16	-	29	2-6	.333	1-1	1.000	0-0	.000	0	4	4	6.0	2	0	1	0	1	1	5	7.3
vs. UTEP	11/17	-	24	3-7	.429	1-3	.333	0-0	.000	2	5	7	6.3	2	0	0	0	0	1	7	7.3
vs. Western Michigan	11/19	-	26	3-5	.600	2-4	.500	2-2	1.000	1	4	5	6.0	3	0	1	2	0	1	10	7.8
at FIU	11/27	-	9	2-5	.400	0-1	.000	0-0	.000	0	1	1	5.2	2	0	0	5	0	0	4	7.2
vs. Temple	11/30	-	18	0-2	.000	0-2	.000	1-2	.500	0	1	1	4.6	0	0	0	2	0	2	1	6.3
UMass	12/2	-	29	4-9	.444	0-2	.000	3-4	.750	1	9	10	5.3	1	0	0	2	1	2	11	6.9
Wyoming	12/6	-	22	7-12	.583	3-7	.429	0-0	.000	2	7	9	5.7	0	0	3	1	0	0	17	8.0
Coastal Carolina	12/9	-	14	3-4	.750	0-1	.000	1-1	1.000	1	4	5	5.6	0	0	0	2	0	0	7	7.9
at Clemson	12/19	-	22	1-5	.200	0-3	.000	0-0	.000	0	2	2	5.3	0	0	0	1	0	0	2	7.4
Limestone	12/27	-	20	2-5	.400	1-3	.333	0-0	.000	2	6	8	5.5	2	0	1	2	0	1	5	7.2
at Ole Miss	12/31	-	24	3-7	.429	1-3	.333	2-3	.666	1	5	6	5.5	1	0	1	1	0	0	9	7.3
Missouri	1/3	-	16	2-2	1.000	2-2	1.000	0-0	.000	0	2	2	5.3	3	0	0	1	1	0	6	7.2
Vanderbilt	1/6	-	16	1-8	.125	1-6	.167	0-0	.000	2	4	6	5.3	1	0	2	0	1	0	3	6.9
at Alabama	1/9	-	16	0-4	.000	0-2	.000	0-0	.000	1	0	1	5.1	1	0	1	1	0	0	0	6.5
at Georgia	1/13	-	20	1-8	.125	0-6	.000	0-0	.000	1	3	4	5.0	3	0	0	0	0	0	2	6.2
Kentucky	1/16	-	12	1-3	.333	0-1	.000	0-0	.000	0	2	2	4.8	5	1	4	1	0	0	2	6.0
Tennessee	1/20	-	20	0-3	.000	0-2	.000	0-0	.000	0	1	1	4.6	2	0	0	0	0	1	0	5.7
at Florida	1/24	-	25	1-4	.250	0-2	.000	3-4	.750	0	3	3	4.6	1	0	2	0	0	1	5	5.7
Texas Tech	1/27	-	11	4-5	.800	1-2	.500	2-2	1.000	1	1	2	4.4	2	0	1	0	0	0	11	5.9
Miss. State	1/31	-	23	2-8	.250	1-5	.200	0-0	.000	1	1	2	4.3	1	0	1	1	0	1	5	5.9
at Texas A&M	2/3	-	13	1-3	.333	1-3	.333	2-2	1.000	1	2	3	4.3	1	0	1	1	0	1	5	5.8
at Arkansas	2/6																				
Florida	2/10																				
at Tennessee	2/13																				
Auburn	2/17																				
Georgia	2/21																				
at Miss. State	2/24																				
LSU	2/28																				
at Auburn	3/3																				
vs. SEC Tourn.	3/7-11																				
vs. NCAA Tourn.	3/15-4/2																				

CAREER STATISTICS

Season	GP-GS	Min	Avg	FG	FGA	Pct	3FG	3FGA	Pct	FT	FTA	Pct	Off	Def	Tot	Avg	PF	FO	Ast	TO	Blk	Stl	Pts	Avg
2017-18	23-0	457	19.9	48	124	.387	18	67	.269	20	27	.741	20	78	98	4.3	36	1	22	25	4	12	134	5.8

(SEC ONLY)

Season	GP-GS	Min	Avg	FG	FGA	Pct	3FG	3FGA	Pct	FT	FTA	Pct	Off	Def	Tot	Avg	PF	FO	Ast	TO	Blk	Stl	Pts	Avg
2018	10-0	185	18.5	12	50	.240	6	32	.188	7	9	.778	7	23	30	3.0	18	1	12	6	2	4	37	3.7



#10 JUSTIN MINAYA

FRESHMAN | FORWARD | 6'5" | 210 | HS

HARRINGTON PARK, N.J. | NORTHERN VALLEY AT OLD TAPPAN

SEASON NOTABLES

- > Had nine points, three rebounds, two blocks and a steal in win over Western Michigan (Nov. 19) in the final game of the Puerto Rico Tip-Off, played 30-plus minutes for the first time in his career
- > Led team in minutes (36) and scored 13 points in road victory at FIU (Nov. 27), went 3-for-6 from behind the arc and had four rebounds, two assists and a steal
- > Dropped 11 points with seven rebounds and a pair of steals in loss vs. Temple (Nov. 30) at Madison Square Gardem
- > Had breakout game, leading the team with a new career-high 17 points in win vs. UMass (Dec. 2), played team-high 33 minutes and also had four rebounds
- > Finished with 11 points in win vs. Wyoming (Dec. 6) for fourth-straight game in double figures
- > Recorded 13 points, his fifth consecutive game in double-figures, in win vs. Coastal Carolina (Dec. 9)
- > Played season-low 14 minutes in SEC debut due to foul trouble in loss at Ole Miss (Dec. 32), scored four points and had four rebounds and four assists in limited action
- > Saw limited action in road win at Georgia (Jan. 13) due to foul trouble
- > Went 4-for-7 from 3-point land and dropped 16 points in loss vs. No. 21 Tennessee (Jan. 20), also had five rebounds and played a career-high 37 minutes
- > Had 11 points and five rebounds in loss to No. 14 Texas Tech (Jan. 28)
- > Missed Jan. 31 Mississippi State game due to a right ankle sprain
- > Returned to the court and scored 16 points and had seven rebounds in loss at Texas A&M (Feb. 3)

SUPERLATIVES

	'17-18 Season	Career
Double-figure scoring	9	9

* led or shared team lead

2017-18 GAME-BY-GAME STATS

Opponent	Date	GS	Min	FG-FGA	Pct	3FG-FGA	Pct	FT-FTA	Pct	Off	Def	Tot	Avg	PF	FO	A	TO	Blk	Stl	Pts	Avg
at Wofford	11/10	*	24	2-5	.400	1-2	.500	1-1	1.000	2	2	4	4.0	1	0	2	2	1	0	6	6.0
Western Michigan	11/13	*	22	2-8	.250	0-4	.000	1-3	.333	2	3	5	4.5	3	0	2	0	0	0	5	5.5
vs. Illinois State	11/16	*	24	2-9	.222	1-5	.200	4-6	.667	3	5	8	5.7	4	0	1	1	0	0	9	6.7
vs. UTEP	11/17	*	28	4-7	.571	3-5	.600	3-4	.750	2	1	3	5.0	1	0	3	3	0	1	14	8.5
vs. Western Michigan	11/19	*	33	4-9	.444	1-4	.250	0-0	.000	1	2	3	4.6	1	0	0	2	2	1	9	8.6
at FIU	11/27	*	36	5-11	.455	3-6	.500	0-0	.000	1	3	4	4.5	3	0	2	1	0	1	13	9.3
vs. Temple	11/30	*	28	3-7	.429	1-3	.333	4-4	1.000	1	6	7	4.9	0	0	0	2	0	2	11	9.6
UMass	12/2	*	33	6-11	.545	1-4	.250	4-6	.667	1	3	4	4.8	1	0	1	2	0	0	17	10.5
Wyoming	12/6	*	23	4-8	.500	2-3	.667	1-2	.500	1	2	3	4.6	4	0	0	2	1	2	11	10.6
Coastal Carolina	12/9	*	33	4-9	.444	3-7	.429	2-2	1.000	2	2	4	4.5	2	0	1	4	0	1	13	10.8
at Clemson	12/19	*	29	0-6	.000	0-1	.000	0-0	.000	3	2	5	4.5	1	0	1	2	0	0	0	9.8
Limestone	12/27	*	16	1-6	.167	1-1	1.000	1-2	.500	1	3	4	4.5	1	0	1	0	0	1	4	9.3
at Ole Miss	12/31	*	14	2-3	.666	0-1	.000	0-0	.000	1	3	4	4.5	4	0	3	1	1	0	4	8.9
Missouri	1/3	*	30	3-7	.429	1-2	.500	1-3	.333	2	2	4	4.4	2	0	2	2	0	0	8	8.9
Vanderbilt	1/6	*	31	2-7	.286	1-3	.333	1-3	.333	2	3	5	4.5	3	0	1	0	1	1	6	8.7
at Alabama	1/9	*	29	3-7	.429	1-2	.500	0-0	.000	2	3	5	4.5	2	0	2	0	0	1	7	8.6
at Georgia	1/13	*	14	1-4	.250	0-1	.000	0-0	.000	2	2	4	4.5	3	0	2	0	0	0	2	8.2
Kentucky	1/16	*	16	1-8	.125	1-4	.250	1-2	.500	0	2	2	4.3	3	0	0	0	0	0	4	7.9
Tennessee	1/20	*	16	4-12	.250	4-7	.571	4-4	1.000	3	2	5	4.4	0	0	0	2	0	1	16	8.4
at Florida	1/24	*	23	2-5	.400	2-3	.667	0-0	.000	1	0	1	4.2	1	0	2	2	0	0	6	8.3
Texas Tech	1/27	*	28	5-11	.454	0-3	.000	1-1	1.000	4	1	5	4.2	4	0	2	0	0	0	11	8.4
Miss. State	1/31	-	-	-	-	-	-	-	-	-	-	-	4.2	-	-	-	-	-	-	-	8.4
at Texas A&M	2/3	-	32	5-11	.454	1-4	.250	5-5	1.000	6	1	7	4.4	0	0	1	2	0	0	16	8.7
at Arkansas	2/6																				
Florida	2/10																				
at Tennessee	2/13																				
Auburn	2/17																				
Georgia	2/21																				
at Miss. State	2/24																				
LSU	2/28																				
at Auburn	3/3																				
vs. SEC Tour.	3/7-11																				
vs. NCAA Tour.	3/15-4/2																				

CAREER STATISTICS

Season	GP-GS	Min	Avg	FG	FGA	Pct	3FG	3FGA	Pct	FT	FTA	Pct	Off	Def	Tot	Avg	PF	FO	Ast	TO	Blk	Stl	Pts	Avg
2017-18	22-21	583	26.5	65	171	.380	28	75	.373	34	48	.708	43	53	96	4.4	43	0	29	30	6	12	192	8.7

(SEC ONLY)

Season	GP-GS	Min	Avg	FG	FGA	Pct	3FG	3FGA	Pct	FT	FTA	Pct	Off	Def	Tot	Avg	PF	FO	Ast	TO	Blk	Stl	Pts	Avg
2018	9-8	226	25.1	23	64	.359	11	27	.407	12	17	.706	19	18	37	4.1	18	0	13	9	2	3	69	7.7

THE LAST TIME IN SOUTH CAROLINA BASKETBALL

AN INDIVIDUAL ...

Scored 20 or more points:	South Carolina: Frank Booker (25), vs. Mississippi State, Jan. 31, 2018, in Columbia, S.C. Opponent: Keenan Evans (31), Texas Tech, Jan. 27, 2018, in Columbia, S.C.
Scored 30 or more points:	South Carolina: Sindarius Thornwell (44), vs. Alabama, Feb. 7, 2017, in Columbia, S.C. Opponent: Keenan Evans (31), Texas Tech, Jan. 27, 2018, in Columbia, S.C.
Scored 35 or more points:	South Carolina: Sindarius Thornwell (44) vs. Alabama, Feb. 7, 2017, in Columbia, S.C. Opponent: Kevin Punter (36), Tennessee, Jan. 23, 2016 in Knoxville, Tenn.
Scored 40 or more points:	South Carolina: Sindarius Thornwell (44), vs. Alabama, Feb. 7, 2017, in Columbia, S.C. Opponent: Austin Carr (43), Notre Dame, Dec. 30, 1969 in New Orleans, La.
Collected 20 or more rebounds:	South Carolina: Sindarius Thornwell (21), vs. Alabama, Feb. 7, 2017, in Columbia, S.C. Opponent: Ekpe Udoh (20), Baylor , Jan. 2, 2010 in Columbia, S.C.
Collected 15 or more rebounds:	South Carolina: Sindarius Thornwell (21), vs. Alabama, Feb. 7, 2017, in Columbia, S.C. Opponent: Amile Jefferson (15), Duke, March 19, 2017, in Greenville, S.C.
Made 12 or more field goals:	South Carolina: Laimonas Chatkevicius (15), vs. High Point, March 15, 2016, in Columbia, S.C. Opponent: Michael Frazier II (12), Florida, March 4, 2014 in Columbia, S.C.
Made 10 or more field goals:	South Carolina: Chris Silva (10), at FIU, Nov. 27, 2017, in Miami Opponent: Luwane Pipkins (10), UMass, Dec. 2, 2017, in Columbia, S.C.
Attempted 20 or more field goals:	South Carolina: Sindarius Thornwell (25) & PJ Dozier (24), vs. Alabama, Feb. 7, 2017, in Columbia, S.C. Opponent: Luwane Pipkins (20), UMass, Dec. 2, 2017, in Columbia, S.C.
Attempted 25 or more field goals:	South Carolina: Sindarius Thornwell, 25, vs. Alabama, Feb. 7, 2017 in Columbia, S.C. Opponent: Kemmy Burgess (Alaska-Anchorage), 26, Nov. 24, 2005 in Anchorage, Alaska
Dished 10 or more assists:	South Carolina: Devan Downey, 11, vs. LSU, March 13, 2008 in Atlanta, Ga. Opponent: 11, Jabril Durham, Arkansas, March 5, 2016 in Fayetteville, Ark.
Swiped 5 or more steals:	South Carolina: Sindarius Thornwell, 5, vs. Texas A&M, Jan. 7, 2017 in Columbia, S.C. Opponent: 6, Thomas Wilder, Western Michigan, Nov. 13, 2017 in Columbia, S.C.
Blocked 5 or more shots:	South Carolina: Chris Silva (5), vs. FIU, Dec. 4, 2016 in Columbia, S.C. Opponent: Robert Williams (5), Texas A&M, Feb. 3, 2018, in College Station, Texas
Made 5 or more 3-point field goals:	South Carolina: Frank Booker (5), vs. Mississippi State, Jan. 31, 2018, in Columbia, S.C. Opponent: Johntay Porter (5), Missouri, Jan. 3, 2018, in Columbia, S.C.
Attempted 8 or more 3-point field goals:	South Carolina: Frank Booker (8), vs. Mississippi State, Jan. 31, 2018, in Columbia, S.C. Opponent: KeVaughn Allen (9), Florida, Jan. 24, 2018, in Gainesville, Fla.
Made 10 or more free throws:	South Carolina: Chris Silva (10), vs. Mississippi State, Jan. 31, 2018, in Columbia, S.C. Opponent: Keenan Evans (13), Texas Tech, Jan. 27, 2018, in Columbia, S.C.
Attempted 15 or more free throws:	South Carolina: Sindarius Thornwell (16), at Ole Miss, March 4, 2017, in Oxford, Miss. Opponent: Milik Yarbrough (18), Illinois State, Nov. 16, 2017, in Myrtle Beach, S.C.
Played all 40 minutes of regulation:	South Carolina: Duane Notice, vs. Texas A&M, Feb. 21, 2015 in Columbia, S.C. Opponent: Kenny Hairston, Limestone, Dec. 27, 2017, in Columbia, S.C.
A player hit a last-second shot (within 3 seconds) to win a game:	South Carolina: PJ Dozier (Buzzer Beater), vs. Monmouth, Nov. 15, 2016, in Columbia, S.C. Opponent: JJ Frazier (Free Throws), Georgia, March 11, 2016 in Nashville, Tenn.
A player had a double-double:	South Carolina: Chris Silva (18 points, 12 rebounds), at Florida, Jan. 24, 2018, in Columbia, S.C. Opponent: Justin James (20 points, 12 rebounds), Wyoming, Dec. 6, 2017, in Columbia, S.C.
Two or more players had a double-double:	South Carolina: Michael Carrera (11 points, 10 rebounds), Sindarius Thornwell (18 points, 11 rebounds), at Georgia, Feb. 2, 2016, in Athens, Ga. Opponent: Sebastain Saiz (21 points, 15 rebounds), Justas Furmanavicius (12 points, 10 rebounds), Ole Miss, March 4, 2017, in Oxford, Miss.
A player had a triple-double:	South Carolina: Sam Muldrow (16 points, 14 rebounds, 10 blocks) vs. Vanderbilt, Jan. 8, 2011 in Columbia, S.C. *** Only second triple-double in South Carolina history (Chuck Eidson (25 points, 10 rebounds, 10 assists) vs. SC State, Nov. 29, 2002 in Columbia, S.C. Opponent: Daniel Hackett (Southern California - 22 points, 10 rebounds, 10 assists), Nov. 17, 2007 in Columbia, S.C.
Scored 30 or more points in back-to-back games:	South Carolina: Devan Downey, 30 vs. Kentucky, Jan. 26, 2010 in Columbia, S.C. 33 vs. Georgia, Jan. 30, 2010, in Columbia, S.C.
Scored 25 or more points in back-to-back games:	South Carolina: Sindarius Thornwell, 28 at Mississippi State, Feb. 11, 2017, in Starkville, Miss. 27 vs. Arkansas, Feb. 15, 2017 in Columbia, S.C.

A TEAM ...

Scored 100 or more points:	South Carolina: 103 vs. The Citadel, Nov. 12, 2007 in Columbia, S.C. Opponent: 107, Vanderbilt, Feb. 17, 1996 in Nashville, Tenn.
Scored 50 points or less:	South Carolina: 25, at Clemson, Dec. 19, 2017, in Clemson, S.C. Opponent: 45, Limestone, Dec. 27, 2017, in Columbia, S.C.
Scored 50 points in a half:	South Carolina: 50 (1st half), vs. UTER, Nov. 17, 2017, in Myrtle Beach, S.C. Opponent: 51 (2nd half), Duke, March 19, 2017, in Greenville, S.C.
Failed to score 25 points in a half:	South Carolina: 22 (2nd half), vs. Clemson, Dec. 19, 2017, in Clemson, S.C. Opponent: 20 (2nd half), Limestone, Dec. 27, 2017, in Columbia, S.C.

Collected 50 or more rebounds:	South Carolina: 52, vs. Limestone, Dec. 27, 2017, in Columbia, S.C. Opponent: 62, Alabama, Feb. 7, 2017, in Columbia, S.C.
Shot 60% or better from the field:	South Carolina: 60.0% (39-65), vs. High Point, March 15, 2016, in Columbia, S.C. Opponent: 69.6% (32-46) Missouri, Feb. 28, 2013, in Columbia, S.C.
Shot 50% or better from the field:	South Carolina: 50.9% (28-55), vs. UMass, Dec. 2, 2017, in Columbia, S.C. Opponent: 52.7% (29-55), Texas A&M, Feb. 3, 2018, in College Station, Texas
Shot less than 30% from the field:	South Carolina: 27.5 % (19-69), Texas A&M, Feb. 3, 2018, in College Station, Texas Opponent: 25.0% (13-52), Limestone, Dec. 27, 2017, in Columbia, S.C.
Shot 50% or better from 3-point range (at least 10 attempts):	South Carolina: 52.4% (11-21), vs. Florida, Jan. 24, 2018, in Columbia, S.C. Opponent: 58.3% (14-24), Missouri, Jan. 3, 2018, in Columbia, S.C.
Shot 20% or less from 3-point range (at least 10 attempts):	South Carolina: 19.2% (5-26), vs. Texas Tech, Jan. 27, 2018, in Columbia, S.C. Opponent: 9.1% (1-11), Kentucky, Jan. 16, 2018, in Columbia, S.C.
Dished 20 or more assists:	South Carolina: 22, at FIU, Nov. 27, 2017, in Miami. Opponent: 20, Mississippi State, Feb. 27, 2016, in Starkville, Miss.
Made 35 or more shots:	South Carolina: 35, vs. Marquette, March 17, 2017, in Greenville, S.C. Opponent: 35, vs. Tennessee, March 5, 2009, in Columbia, S.C.
Attempted 80 or more shots:	South Carolina: 88 vs. Alabama, Feb. 7, 2017, in Columbia, S.C. Opponent: 83, LSU, Feb. 10, 1996, in Columbia, S.C.
Attempted 70 or more shots:	South Carolina: 70, vs. Texas A&M, Jan. 7, 2017, in Columbia, S.C. Opponent: 71, Alabama, Feb. 7, 2017, in Columbia, S.C.
Made 10 or more 3-pointers:	South Carolina: 11, at Florida, Jan. 26, 2018, in Gainesville, Fla. Opponent: 14, Missouri, Jan. 3, 2018, in Columbia, S.C.
Did not make a 3-pointer:	South Carolina: vs. Milwaukee, Nov. 11, 2012, in Columbia, S.C. Opponent: Florida, Jan. 18, 2017, in Columbia, S.C.
Attempted 30 or more 3-pointers:	South Carolina: 32, vs. Illinois State, Nov. 16, 2017, in Myrtle Beach, S.C. Opponent: 30, High Point, March 15, 2016, in Columbia, S.C.
Attempted 25 or more 3-pointers:	South Carolina: 25, at Texas A&M, Feb. 3, 2018, in College Station, Texas Opponent: 29, Vanderbilt, Jan. 6, 2018, in Columbia, S.C.
Made 30 or more free throws:	South Carolina: 35, vs. Alabama, Feb. 7, 2017, in Columbia, S.C. Opponent: 30, Tennessee, Jan. 23, 2016, in Knoxville, Tenn.
Attempted 40 or more free throws:	South Carolina: 50, vs. Alabama, Feb. 7, 2017, in Columbia, S.C. Opponent: 42, Kentucky, March 1, 2014, in Columbia, S.C.
Swiped 15 or more steals:	South Carolina: 15 vs. Vanderbilt, Jan. 16, 2010, in Columbia, S.C. Opponent: 15, Monmouth, Nov. 15, 2016, in Columbia, S.C.
Blocked 12 or more shots:	South Carolina: 12, vs. Vanderbilt, Jan. 8, 2011, in Columbia, S.C. Opponent: 12, Mississippi State, Jan. 26, 2016, in Columbia, S.C.
Blocked 8 or more shots:	South Carolina: 8, at Georgia, Jan. 4, 2017, in Athens, Ga. Opponent: 11, Texas A&M, Feb. 3, 2018, in College Station, Texas
Won by 30 or more points:	South Carolina: 42, vs. SC State, Nov. 18, 2016, in Columbia, S.C. Opponent: 34, Kentucky, Feb. 14, 2015, in Lexington, Ky.
Won by 20 or more points:	South Carolina: 29, vs. Limestone, Dec. 27, 2017, in Columbia, S.C. Opponent: 23, Texas A&M, Feb. 3, 2018, in College Station, Texas
Played a single overtime game:	Win: 70-69, vs. Monmouth, Nov. 15, 2016, in Columbia, S.C. Loss: 62-54 at Georgia, Feb. 23, 2013, in Athens, Ga.
Played a double overtime game:	Win: 87-85 vs. WKU, Nov. 27, 2010, in Bowling Green, Ky. Loss: 98-88 vs. Louisville, Feb. 20, 1988, in Columbia, S.C.
South Carolina played a No. 1 Team in the country:	Win: 68-62 vs. Kentucky, Jan. 26, 2010, in Columbia, S.C. Loss: 77-43 loss at Kentucky, Feb. 14, 2015, in Lexington, Ky.
South Carolina played a top-5 opponent:	Win: 68-62 vs. No. 1/1 Kentucky, Jan. 26, 2010, in Columbia, S.C. Loss: 85-69 loss to No. 5/5 Kentucky, Jan. 21, 2017, in Lexington, Ky.
South Carolina played a top-10 opponent:	Win: 88-81 win vs. No. 7/7 Duke, March 19, 2017, in Greenville, S.C. Loss: 58-43 loss vs. Kentucky, Jan. 24, 2015, in Columbia, S.C.
South Carolina played a top-25 opponent:	Win: 77-72 win at No. 20/22 Florida, Jan. 24, 2018, in Gainesville, Fla. Loss: 70-63 vs. No. 14/14 Texas Tech, Jan. 20, 2018, in Columbia, S.C.
South Carolina defeated a ranked opponent:	Home: 76-68 win vs. No. 18/16 Kentucky, Jan. 16, 2018, in Columbia, S.C. Away: 77-72 win at No. 20/22 Florida, Jan. 24, 2018, in Gainesville, Fla. Neutral: 77-70 vs. No. 20/17 Florida, March 26, 2017, in New York City SEC Home: 76-68 win vs. No. 18/16 Kentucky, Jan. 16, 2018, in Columbia, S.C. SEC Away: 77-72 win at No. 20/22 Florida, Jan. 24, 2018, in Gainesville, Fla. Non-conference away: 85-84 win at No. 19/20 Baylor, Jan. 2, 2009, in Waco, Texas
South Carolina defeated a top 10 opponent:	Home: 68-62 win vs. No. 1/1 Kentucky, Jan. 26, 2010, in Columbia, S.C. Away: 81-78 win at No. 8/8 Texas A&M, Feb. 6, 2016, in College Station, Texas Neutral: 88-81 win vs. No. 7/7 Duke, March 19, 2017, in Greenville, S.C.
A South Carolina win opened the season:	Home: 85-76 win vs. La Tech on Nov. 11, 2016, in Columbia, S.C. Away: 73-52 win at Wofford on Nov. 10, 2017, in Spartanburg, S.C. Neutral: 74-61 win vs. Chaminade, Nov. 19, 2001, in Maui, Hawaii (Maui Invite)
South Carolina opened SEC play:	Home: 79-68 loss vs. Missouri, Jan. 3, 2018, in Columbia, S.C. Away: 74-69 loss at Ole Miss, Dec. 31, 2017, in Oxford, Miss.



2017-18 SOUTH CAROLINA GAMECOCKS

RADIO/TV SPOT CHART




#0 | DAVID
BEATTY



#1 | KORY
HOLDEN



#2 | HASSANI
GRAVETT



#5 | FRANK
BOOKER



#10 | JUSTIN
MINAYA



#12 | KHADIM
GUEYE



#13 | FELIPE
HAASE




#14 | IBRAHIM
FAMOUKE DOUMBIA



#15 | WESLEY
MYERS



#20 | TOMMY
CORCHIANI



#21 | MAIK
KOTSAR



#23 | EVAN
HINSON



#25 | CHRISTIAN
SCHMITT



#30 | CHRIS
SILVA



#33 | JASON
CUDD



FRANK
MARTIN



2017-18 South Carolina Basketball South Carolina Combined Team Statistics (as of Feb 03, 2018) All games

RECORD:	OVERALL	HOME	AWAY	NEUTRAL
ALL GAMES	13-10	7-4	4-4	2-2
CONFERENCE	4-6	2-3	2-3	0-0
NON-CONFERENCE	9-4	5-1	2-1	2-2

##	Player	gp-gs	min	avg	Total		3-Point		F-Throw		Rebounds				pf	dq	a	to	blk	stl	pts	avg
					fg-fga	fg%	3fg-fga	3fg%	ft-fa	ft%	off	def	tot	avg								
30	SILVA, Chris	23-23	578	25.1	90-191	.471	5-12	.417	154-207	.744	71	108	179	7.8	79	3	24	51	26	14	339	14.7
05	BOOKER, Frank	23-16	586	25.5	80-185	.432	54-134	.403	47-65	.723	13	60	73	3.2	42	1	22	23	4	26	261	11.3
10	MINAYA, Justin	22-21	583	26.5	65-171	.380	28-75	.373	34-48	.708	43	53	96	4.4	43	0	29	30	6	12	192	8.7
21	KOTSAR, Maik	23-23	621	27.0	78-171	.456	4-20	.200	28-54	.519	37	73	110	4.8	66	3	37	39	15	25	188	8.2
15	MYERS, Wesley	23-11	495	21.5	58-141	.411	18-48	.375	41-65	.631	14	40	54	2.3	50	2	41	37	3	13	175	7.6
02	GRAVETT, Hassani	20-12	485	24.3	45-122	.369	16-57	.281	35-51	.686	12	57	69	3.5	31	0	72	36	4	7	141	7.1
13	HAASE, Felipe	23-0	457	19.9	48-124	.387	18-67	.269	20-27	.741	20	78	98	4.3	36	1	22	25	4	12	134	5.8
00	BEATTY, David	21-0	305	14.5	30-112	.268	10-50	.200	16-22	.727	7	17	24	1.1	33	1	19	20	2	11	86	4.1
23	HINSON, Evan	13-9	143	11.0	14-38	.368	6-16	.375	12-17	.706	2	17	19	1.5	18	0	4	11	3	4	46	3.5
01	HOLDEN, Kory	12-0	129	10.8	14-42	.333	2-13	.154	6-11	.545	4	11	15	1.3	14	0	20	19	1	1	36	3.0
33	CUDD, Jason	15-0	98	6.5	5-14	.357	0-0	.000	7-9	.778	7	8	15	1.0	11	0	3	4	1	0	17	1.1
14	FAMOUKE DOUMBIA,	11-0	38	3.5	2-12	.167	0-3	.000	1-2	.500	2	7	9	0.8	9	0	0	0	0	1	5	0.5
20	CORCHIANI, Tommy	2-0	3	1.5	0-0	.000	0-0	.000	0-0	.000	0	2	2	1.0	0	0	0	0	0	0	0	0.0
25	SCHMITT, Christian	3-0	6	2.0	0-2	.000	0-2	.000	0-0	.000	0	0	0	0.0	0	0	0	0	0	0	0	0.0
12	GUEYE, Khadim	14-0	73	5.2	0-1	.000	0-0	.000	0-2	.000	5	6	11	0.8	13	0	0	5	1	1	0	0.0
Team											63	31	94					9				
Total.....		23	4600		529-1326	.399	161-497	.324	401-580	.691	300	568	868	37.7	445	11	293	309	70	127	1620	70.4
Opponents.....		23	4600		513-1194	.430	152-444	.342	373-529	.705	190	560	750	32.6	494	19	263	347	118	171	1551	67.4

TEAM STATISTICS	SC	OPP	Date	Opponent	Score	Att.
SCORING	1620	1551	11/10/17	at Wofford	w 73-52	3400
Points per game	70.4	67.4	! 11/13/17	WESTERN MICHIGAN	w 78-60	12136
Scoring margin	+3.0	-	& 11/16/17	vs Illinois State	L 65-69	700
FIELD GOALS-ATT	529-1326	513-1194	& 11/17/17	vs UTEP	w 80-56	987
Field goal pct	.399	.430	& 11/19/17	vs Western Michigan	w 79-66	2119
3 POINT FG-ATT	161-497	152-444	11/27/17	at FIU	w 78-61	1335
3-point FG pct	.324	.342	% 11/30/17	vs TEMPLE	L 60-76	6081
3-pt FG made per game	7.0	6.6	12/2/17	UMASS	w 76-70	10832
FREE THROWS-ATT	401-580	373-529	12/6/17	WYOMING	w 80-64	10205
Free throw pct	.691	.705	12/9/17	COASTAL CAROLINA	w 80-78	11734
F-Throws made per game	17.4	16.2	12/19/17	at Clemson	L 48-64	8031
REBOUNDS	868	750	12/27/17	LIMESTONE	w 74-45	11305
Rebounds per game	37.7	32.6	* 12/31/17	at Ole Miss	L 69-74	5849
Rebounding margin	+5.1	-	* 1/3/18	MISSOURI	L 68-79	9846
ASSISTS	293	263	* 1/6/18	VANDERBILT	w 71-60	11391
Assists per game	12.7	11.4	* 1/9/18	at Alabama	L 62-76	10909
TURNOVERS	309	347	* 01/13/18	at Georgia	w 64-57	9788
Turnovers per game	13.4	15.1	* 1/16/18	NO. 18/16 KENTUCKY	w 76-68	16210
Turnover margin	+1.7	-	* 1/20/18	NO. 21/21 TENNESSEE	L 63-70	18000
Assist/turnover ratio	0.9	0.8	* 1/24/18	at Florida	w 77-72	10550
STEALS	127	171	1/27/18	NO. 14/14 TEXAS TECH	L 63-70	14142
Steals per game	5.5	7.4	* 1/31/18	MISSISSIPPI STATE	L 76-81	11042
BLOCKS	70	118	* 02/03/18	at Texas A&M	L 60-83	10504
Blocks per game	3.0	5.1				
ATTENDANCE	136843	70253				
Home games-Avg/Game	11-12440	8-7546				
Neutral site-Avg/Game	-	4-2472				

* = Conference game

! = unbracketed game of the Puerto Rico Tip-Off at Myrtle Beach (Columbia, S.C.)

& = Puerto Rico Tip-Off at Myrtle Beach (Myrtle Beach, S.C.)

% = Under Armour Reunion (New York, N.Y.)

Score by Periods	1st	2nd	Totals
South Carolina	765	855	1620
Opponents	770	781	1551



2017-18 South Carolina Basketball
South Carolina Combined Team Statistics (as of Feb 03, 2018)
Conference games only

RECORD:	OVERALL	HOME	AWAY	NEUTRAL
ALL GAMES	4-6	2-3	2-3	0-0
CONFERENCE	4-6	2-3	2-3	0-0
NON-CONFERENCE	0-0	0-0	0-0	0-0

##	Player	gp-gs	min	avg	Total		3-Point		F-Throw		Rebounds				pf	dq	a	to	blk	stl	pts	avg
					fg-fga	fg%	3fg-fga	3fg%	ft-fga	ft%	off	def	tot	avg								
30	SILVA, Chris	10-10	271	27.1	45-104	.433	1-2	.500	79-106	.745	39	39	78	7.8	34	1	10	14	9	3	170	17.0
05	BOOKER, Frank	10-4	250	25.0	33-77	.429	21-52	.404	32-42	.762	6	27	33	3.3	17	0	5	5	2	12	119	11.9
15	MYERS, Wesley	10-10	260	26.0	35-79	.443	12-26	.462	26-40	.650	7	15	22	2.2	31	1	19	22	1	9	108	10.8
10	MINAYA, Justin	9-8	226	25.1	23-64	.359	11-27	.407	12-17	.706	19	18	37	4.1	18	0	13	9	2	3	69	7.7
21	KOTSAR, Maik	10-10	257	25.7	22-63	.349	1-9	.111	19-27	.704	10	37	47	4.7	34	2	16	18	7	5	64	6.4
02	GRAVETT, Hassani	7-0	162	23.1	12-30	.400	6-17	.353	9-13	.692	5	13	18	2.6	8	0	24	12	2	1	39	5.6
23	HINSON, Evan	9-8	125	13.9	13-35	.371	6-15	.400	8-11	.727	2	17	19	2.1	13	0	4	9	3	4	40	4.4
13	HAASE, Felipe	10-0	185	18.5	12-50	.240	6-32	.188	7-9	.778	7	23	30	3.0	18	1	12	6	2	4	37	3.7
00	BEATTY, David	9-0	140	15.6	9-51	.176	4-23	.174	6-9	.667	5	11	16	1.8	11	0	5	14	1	6	28	3.1
33	CUDD, Jason	8-0	70	8.8	3-10	.300	0-0	.000	3-5	.600	5	4	9	1.1	6	0	2	1	1	0	9	1.1
14	FAMOUKE DOUMBIA,	4-0	16	4.0	1-6	.167	0-2	.000	1-2	.500	1	0	1	0.3	3	0	0	0	0	1	3	0.8
12	GUEYE, Khadim	7-0	29	4.1	0-1	.000	0-0	.000	0-2	.000	2	3	5	0.7	5	0	0	0	1	0	0	0.0
01	HOLDEN, Kory	1-0	9	9.0	0-5	.000	0-2	.000	0-0	.000	1	2	3	3.0	1	0	2	2	0	0	0	0.0
Team											32	20	52				3					
Total.....		10	2000		208-575	.362	68-207	.329	202-283	.714	141	229	370	37.0	199	5	112	115	31	48	686	68.6
Opponents.....		10	2000		238-512	.465	66-187	.353	178-241	.739	80	256	336	33.6	230	11	125	136	67	70	720	72.0

TEAM STATISTICS	SC	OPP
SCORING	686	720
Points per game	68.6	72.0
Scoring margin	-3.4	-
FIELD GOALS-ATT	208-575	238-512
Field goal pct	.362	.465
3 POINT FG-ATT	68-207	66-187
3-point FG pct	.329	.353
3-pt FG made per game	6.8	6.6
FREE THROWS-ATT	202-283	178-241
Free throw pct	.714	.739
F-Throws made per game	20.2	17.8
REBOUNDS	370	336
Rebounds per game	37.0	33.6
Rebounding margin	+3.4	-
ASSISTS	112	125
Assists per game	11.2	12.5
TURNOVERS	115	136
Turnovers per game	11.5	13.6
Turnover margin	+2.1	-
Assist/turnover ratio	1.0	0.9
STEALS	48	70
Steals per game	4.8	7.0
BLOCKS	31	67
Blocks per game	3.1	6.7
ATTENDANCE	66489	47600
Home games-Avg/Game	5-13298	5-9520
Neutral site-Avg/Game	-	0-0

Date	Opponent		Score	Att.
* 12/31/17	at Ole Miss	L	69-74	5849
* 1/3/18	MISSOURI	L	68-79	9846
* 1/6/18	VANDERBILT	W	71-60	11391
* 1/9/18	at Alabama	L	62-76	10909
* 01/13/18	at Georgia	W	64-57	9788
* 1/16/18	NO. 18/16 KENTUCKY	W	76-68	16210
* 1/20/18	NO. 21/21 TENNESSEE	L	63-70	18000
* 1/24/18	at Florida	W	77-72	10550
* 1/31/18	MISSISSIPPI STATE	L	76-81	11042
* 02/03/18	at Texas A&M	L	60-83	10504

* = Conference game

! = unbracketed game of the Puerto Rico Tip-Off at Myrtle Beach (Columbia, S.C.)

& = Puerto Rico Tip-Off at Myrtle Beach (Myrtle Beach, S.C.)

% = Under Armour Reunion (New York, N.Y.)

Score by Periods	1st	2nd	Totals
South Carolina	319	367	686
Opponents	360	360	720



2017-18 South Carolina Basketball
South Carolina Team Game-by-Game Comparison (as of Feb 05, 2018)
All games

Opponent	1st	2nd	Score	Mar	Total FG	FG Pct	3-Pointers	3FG Pct	Free Throws	FT Pct	Rebounds	Assist	T/Over	Block	Steal	Fouls
Wofford	33/24	40/28	73-52	+21	25-54/17-49	.463/.347	11-23/6-19	.478/.316	12-16/12-16	.750/.750	40/28 +12	17/7	14/13	3/0	5/3	17/16
WESTERN MICHIGAN	38/29	40/31	78-60	+18	26-57/21-58	.456/.362	9-23/5-21	.391/.238	17-28/13-25	.607/.520	46/32 +14	12/12	14/11	3/6	4/10	18/24
Illinois State	23/32	42/37	65-69	(4)	18-61/18-50	.295/.360	9-32/5-16	.281/.313	20-30/28-39	.667/.718	45/42 +3	14/13	13/14	4/2	3/8	32/20
UTEP	50/24	30/32	80-56	+24	27-58/19-45	.466/.422	8-24/5-13	.333/.385	18-23/13-20	.783/.650	36/27 +9	19/12	17/23	2/6	8/8	20/24
Western Michigan	35/34	44/32	79-66	+13	26-57/21-44	.456/.477	8-24/8-21	.333/.381	19-30/16-21	.633/.762	33/30 +3	13/9	12/22	3/1	8/9	19/24
FIU	38/36	40/25	78-61	+17	32-61/22-53	.525/.415	8-22/4-17	.364/.235	6-12/13-21	.500/.619	40/25 +15	22/8	19/17	3/6	8/10	15/18
TEMPLE	27/38	33/38	60-76	(16)	22-58/29-60	.379/.483	6-21/4-17	.286/.235	10-12/14-21	.833/.667	33/37 (4)	9/11	17/14	4/8	7/12	14/13
UMASS	34/35	42/35	76-70	+6	28-55/27-59	.509/.458	3-15/12-26	.200/.462	17-29/4-5	.586/.800	36/26 +10	14/13	15/17	1/0	11/3	12/28
WYOMING	35/25	45/39	80-64	+16	28-62/19-56	.452/.339	8-23/6-25	.348/.240	16-29/20-26	.552/.769	43/34 +9	17/14	17/18	4/3	7/7	21/22
COASTAL CAROLINA	47/47	33/31	80-78	+2	25-55/29-63	.455/.460	8-20/10-24	.400/.417	22-31/10-13	.710/.769	31/33 (2)	14/17	14/15	4/2	6/8	13/25
Clemson	26/31	22/33	48-64	(16)	19-54/20-46	.352/.435	2-16/8-20	.125/.400	8-10/16-24	.800/.667	31/34 (3)	3/8	14/15	4/8	3/9	17/9
LIMESTONE	34/25	40/20	74-45	+29	26-68/13-52	.382/.250	8-21/6-22	.381/.273	14-20/13-29	.700/.448	52/38 +14	14/4	12/17	4/4	3/7	21/17
Ole Miss	30/31	39/43	69-74	(5)	22-58/20-49	.379/.408	8-20/8-21	.400/.381	17-26/26-33	.654/.788	43/30 +13	16/15	14/8	4/7	2/9	21/23
MISSOURI	27/39	41/40	68-79	(11)	22-57/23-49	.386/.469	5-18/14-24	.278/.583	19-26/19-24	.731/.792	32/31 +1	8/15	11/13	8/8	4/7	22/26
VANDERBILT	26/28	45/32	71-60	+11	21-54/19-54	.389/.352	4-14/8-29	.286/.276	25-39/14-20	.641/.700	41/34 +7	8/10	12/19	4/4	7/7	17/31
Alabama	33/40	29/36	62-76	(14)	19-53/30-51	.358/.588	5-15/7-17	.333/.412	19-25/9-14	.760/.643	28/35 (7)	8/18	13/16	2/7	3/8	16/19
Georgia	37/29	27/28	64-57	+7	16-59/18-51	.271/.353	6-24/3-12	.250/.250	26-35/18-28	.743/.643	46/42 +4	9/8	7/14	3/9	3/4	24/23
NO. 18/16 KENTUCKY	34/37	42/31	76-68	+8	23-61/22-49	.377/.449	5-23/1-11	.217/.091	25-38/23-36	.658/.639	40/35 +5	11/7	9/16	1/5	7/5	27/32
NO. 21/21 TENNESSEE	30/33	33/37	63-70	(7)	18-49/23-40	.367/.575	10-23/5-11	.435/.455	17-27/19-24	.630/.792	31/25 +6	13/10	14/13	1/7	6/8	19/21
Florida	39/37	38/35	77-72	+5	24-55/24-56	.436/.429	11-21/6-23	.524/.261	18-22/18-23	.818/.783	34/34 -	14/10	10/12	4/3	7/4	19/17
NO. 14/14 TEXAS TECH	26/30	37/40	63-70	(7)	19-51/20-47	.373/.426	5-26/7-16	.192/.438	20-27/23-28	.741/.821	32/28 +4	13/10	16/15	0/5	6/7	27/24
MISSISSIPPI STATE	36/37	40/44	76-81	(5)	24-60/30-58	.400/.517	7-24/7-19	.292/.368	21-27/14-15	.778/.933	33/32 +1	13/12	13/14	2/6	5/7	14/24
Texas A&M	27/49	33/34	60-83	(23)	19-69/29-55	.275/.527	7-25/7-20	.280/.350	15-18/18-24	.833/.750	42/38 +4	12/20	12/11	2/11	4/11	20/14

Note: Game totals are displayed in the format TEAM/OPPONENT for each category



2017-18 South Carolina Basketball
South Carolina Category Leaders (as of Feb 05, 2018)
All games

Points	G	Pts	Pts/G
SILVA, Chris	23	339	14.7
BOOKER, Frank	23	261	11.3
MINAYA, Justin	22	192	8.7
KOTSAR, Maik	23	188	8.2
MYERS, Wesley	23	175	7.6
GRAVETT, Hassani	20	141	7.1
HAASE, Felipe	23	134	5.8
BEATTY, David	21	86	4.1
HINSON, Evan	13	46	3.5
HOLDEN, Kory	12	36	3.0
CUDD, Jason	15	17	1.1
FAMOUKE DOUMBIA, I.	11	5	0.5

FG Percentage	FG	Att	Pct
SILVA, Chris	90	191	.471
KOTSAR, Maik	78	171	.456
BOOKER, Frank	80	185	.432
MYERS, Wesley	58	141	.411
HAASE, Felipe	48	124	.387
MINAYA, Justin	65	171	.380
GRAVETT, Hassani	45	122	.369
HINSON, Evan	14	38	.368
CUDD, Jason	5	14	.357
HOLDEN, Kory	14	42	.333
BEATTY, David	30	112	.268
FAMOUKE DOUMBIA, I.	2	12	.167

3-Point Percentage	3FG	Att	Pct
SILVA, Chris	5	12	.417
BOOKER, Frank	54	134	.403
MYERS, Wesley	18	48	.375
HINSON, Evan	6	16	.375
MINAYA, Justin	28	75	.373
GRAVETT, Hassani	16	57	.281
HAASE, Felipe	18	67	.269
KOTSAR, Maik	4	20	.200
BEATTY, David	10	50	.200
HOLDEN, Kory	2	13	.154
SCHMITT, Christian	0	2	.000
FAMOUKE DOUMBIA, I.	0	3	.000

Free Throw Percent	FG	Att	Pct
CUDD, Jason	7	9	.778
SILVA, Chris	154	207	.744
HAASE, Felipe	20	27	.741
BEATTY, David	16	22	.727
BOOKER, Frank	47	65	.723
MINAYA, Justin	34	48	.708
HINSON, Evan	12	17	.706
GRAVETT, Hassani	35	51	.686
MYERS, Wesley	41	65	.631
HOLDEN, Kory	6	11	.545
KOTSAR, Maik	28	54	.519
FAMOUKE DOUMBIA, I.	1	2	.500

Scoring Average	G	Pts	Avg/G
SILVA, Chris	23	339	14.7
BOOKER, Frank	23	261	11.3
MINAYA, Justin	22	192	8.7
KOTSAR, Maik	23	188	8.2
MYERS, Wesley	23	175	7.6
GRAVETT, Hassani	20	141	7.1
HAASE, Felipe	23	134	5.8
BEATTY, David	21	86	4.1
HINSON, Evan	13	46	3.5
HOLDEN, Kory	12	36	3.0
CUDD, Jason	15	17	1.1
FAMOUKE DOUMBIA, I.	11	5	0.5

Field Goal Attempts	G	Att	Att/G
SILVA, Chris	23	191	8.3
BOOKER, Frank	23	185	8.0
KOTSAR, Maik	23	171	7.4
MINAYA, Justin	22	171	7.8
MYERS, Wesley	23	141	6.1

Field Goals Made	G	Made	Made/G
SILVA, Chris	23	90	3.9
BOOKER, Frank	23	80	3.5
KOTSAR, Maik	23	78	3.4
MINAYA, Justin	22	65	3.0
MYERS, Wesley	23	58	2.5

3-Point FG Attempts	G	Att	Att/G
BOOKER, Frank	23	134	5.8
MINAYA, Justin	22	75	3.4
HAASE, Felipe	23	67	2.9
GRAVETT, Hassani	20	57	2.9
BEATTY, David	21	50	2.4

3-Point FG Made	G	Made	Made/G
BOOKER, Frank	23	54	2.3
MINAYA, Justin	22	28	1.3
HAASE, Felipe	23	18	0.8
MYERS, Wesley	23	18	0.8
GRAVETT, Hassani	20	16	0.8

Free Throw Attempts	G	Att	Att/G
SILVA, Chris	23	207	9.0
MYERS, Wesley	23	65	2.8
BOOKER, Frank	23	65	2.8
KOTSAR, Maik	23	54	2.3
GRAVETT, Hassani	20	51	2.6

Free Throws Made	G	Made	Made/G
SILVA, Chris	23	154	6.7
BOOKER, Frank	23	47	2.0
MYERS, Wesley	23	41	1.8
GRAVETT, Hassani	20	35	1.8
MINAYA, Justin	22	34	1.5



2017-18 South Carolina Basketball
South Carolina Category Leaders (as of Feb 05, 2018)
All games

Rebounds	G	Reb	Reb/G
SILVA, Chris	23	179	7.8
KOTSAR, Maik	23	110	4.8
HAASE, Felipe	23	98	4.3
MINAYA, Justin	22	96	4.4
BOOKER, Frank	23	73	3.2

Rebound Average	G	Reb	Avg/G
SILVA, Chris	23	179	7.8
KOTSAR, Maik	23	110	4.8
MINAYA, Justin	22	96	4.4
HAASE, Felipe	23	98	4.3
GRAVETT, Hassani	20	69	3.5

Offensive Rebounds	G	No.	Avg/G
SILVA, Chris	23	71	3.1
MINAYA, Justin	22	43	2.0
KOTSAR, Maik	23	37	1.6
HAASE, Felipe	23	20	0.9
MYERS, Wesley	23	14	0.6

Defensive Rebounds	G	No.	Avg/G
SILVA, Chris	23	108	4.7
HAASE, Felipe	23	78	3.4
KOTSAR, Maik	23	73	3.2
BOOKER, Frank	23	60	2.6
GRAVETT, Hassani	20	57	2.9

Fouls	G	No.	Per/G
SILVA, Chris	23	79	3.4
KOTSAR, Maik	23	66	2.9
MYERS, Wesley	23	50	2.2
MINAYA, Justin	22	43	2.0
BOOKER, Frank	23	42	1.8

Foulsouts	G	No.
SILVA, Chris	23	3
KOTSAR, Maik	23	3
MYERS, Wesley	23	2
BOOKER, Frank	23	1
HAASE, Felipe	23	1
BEATTY, David	21	1

Assists	G	No.	Ast/G
GRAVETT, Hassani	20	72	3.6
MYERS, Wesley	23	41	1.8
KOTSAR, Maik	23	37	1.6
MINAYA, Justin	22	29	1.3
SILVA, Chris	23	24	1.0

Steals	G	No.	Stl/G
BOOKER, Frank	23	26	1.1
KOTSAR, Maik	23	25	1.1
SILVA, Chris	23	14	0.6
MYERS, Wesley	23	13	0.6
MINAYA, Justin	22	12	0.5
HAASE, Felipe	23	12	0.5

Blocked Shots	G	No.	Blk/G
SILVA, Chris	23	26	1.1
KOTSAR, Maik	23	15	0.7
MINAYA, Justin	22	6	0.3
GRAVETT, Hassani	20	4	0.2
HAASE, Felipe	23	4	0.2
BOOKER, Frank	23	4	0.2

Minutes	G	No.	Min/G
KOTSAR, Maik	23	621	27.0
BOOKER, Frank	23	586	25.5
MINAYA, Justin	22	583	26.5
SILVA, Chris	23	578	25.1
MYERS, Wesley	23	495	21.5

Turnovers	G	No.	TO/G
SILVA, Chris	23	51	2.2
KOTSAR, Maik	23	39	1.7
MYERS, Wesley	23	37	1.6
GRAVETT, Hassani	20	36	1.8
MINAYA, Justin	22	30	1.4



2017-18 South Carolina Basketball
South Carolina Team High/Low Analysis (as of Feb 05, 2018)
All games

South Carolina - TEAM GAME HIGHS

POINTS	80	COASTAL CAROLINA (12/9/17)
	80	WYOMING (12/6/17)
	80	vs UTEP (11/17/17)
	79	vs Western Michigan (11/19/17)
	78	at FIU (11/27/17)
	78	WESTERN MICHIGAN (11/13/17)
FIELD GOALS MADE	32	at FIU (11/27/17)
	28	WYOMING (12/6/17)
	28	UMASS (12/2/17)
FIELD GOAL ATTEMPTS	69	at Texas A&M (02/03/18)
	68	LIMESTONE (12/27/17)
FIELD GOAL PERCENTAGE	.525 (32-61)	at FIU (11/27/17)
	.509 (28-55)	UMASS (12/2/17)
3 PT FIELD GOALS MADE	11	at Florida (1/24/18)
	11	at Wofford (11/10/17)
3 PT FG ATTEMPTS	32	vs Illinois State (11/16/17)
	26	NO. 14/14 TEXAS TECH (1/27/18)
3 PT FG PERCENTAGE	.524 (11-21)	at Florida (1/24/18)
	.478 (11-23)	at Wofford (11/10/17)
FREE THROWS MADE	26	at Georgia (01/13/18)
	25	NO. 18/16 KENTUCKY (1/16/18)
	25	VANDERBILT (1/6/18)
FREE THROW ATTEMPTS	39	VANDERBILT (1/6/18)
	38	NO. 18/16 KENTUCKY (1/16/18)
FREE THROW PERCENTAGE	.833 (15-18)	at Texas A&M (02/03/18)
	.833 (10-12)	vs TEMPLE (11/30/17)
REBOUNDS	52	LIMESTONE (12/27/17)
	46	at Georgia (01/13/18)
	46	WESTERN MICHIGAN (11/13/17)
ASSISTS	22	at FIU (11/27/17)
	19	vs UTEP (11/17/17)
STEALS	11	UMASS (12/2/17)
	8	at FIU (11/27/17)
	8	vs Western Michigan (11/19/17)
	8	vs UTEP (11/17/17)
BLOCKED SHOTS	8	MISSOURI (1/3/18)
	4	at Florida (1/24/18)
	4	VANDERBILT (1/6/18)
	4	at Ole Miss (12/31/17)
	4	LIMESTONE (12/27/17)
	4	at Clemson (12/19/17)
	4	COASTAL CAROLINA (12/9/17)
	4	WYOMING (12/6/17)
	4	vs TEMPLE (11/30/17)
	4	vs Illinois State (11/16/17)
TURNOVERS	19	at FIU (11/27/17)
	17	WYOMING (12/6/17)
	17	vs TEMPLE (11/30/17)
	17	vs UTEP (11/17/17)
FOULS	32	vs Illinois State (11/16/17)
	27	NO. 14/14 TEXAS TECH (1/27/18)
	27	NO. 18/16 KENTUCKY (1/16/18)



2017-18 South Carolina Basketball
South Carolina High/Low Analysis (as of Feb 05, 2018)
All games

Opponent - GAME HIGHS

POINTS	83	at Texas A&M (02/03/18)
	81	MISSISSIPPI STATE (1/31/18)
	79	MISSOURI (1/3/18)
	78	COASTAL CAROLINA (12/9/17)
	76	at Alabama (1/9/18)
	76	vs TEMPLE (11/30/17)
FIELD GOALS MADE	30	MISSISSIPPI STATE (1/31/18)
	30	at Alabama (1/9/18)
FIELD GOAL ATTEMPTS	63	COASTAL CAROLINA (12/9/17)
	60	vs TEMPLE (11/30/17)
FIELD GOAL PERCENTAGE	.588 (30-51)	at Alabama (1/9/18)
	.575 (23-40)	NO. 21/21 TENNESSEE (1/20/18)
3 PT FIELD GOALS MADE	14	MISSOURI (1/3/18)
	12	UMASS (12/2/17)
3 PT FG ATTEMPTS	29	VANDERBILT (1/6/18)
	26	UMASS (12/2/17)
3 PT FG PERCENTAGE	.583 (14-24)	MISSOURI (1/3/18)
	.462 (12-26)	UMASS (12/2/17)
FREE THROWS MADE	28	vs Illinois State (11/16/17)
	26	at Ole Miss (12/31/17)
FREE THROW ATTEMPTS	39	vs Illinois State (11/16/17)
	36	NO. 18/16 KENTUCKY (1/16/18)
FREE THROW PERCENTAGE	.933 (14-15)	MISSISSIPPI STATE (1/31/18)
	.821 (23-28)	NO. 14/14 TEXAS TECH (1/27/18)
REBOUNDS	42	at Georgia (01/13/18)
	42	vs Illinois State (11/16/17)
ASSISTS	20	at Texas A&M (02/03/18)
	18	at Alabama (1/9/18)
STEALS	12	vs TEMPLE (11/30/17)
	11	at Texas A&M (02/03/18)
BLOCKED SHOTS	11	at Texas A&M (02/03/18)
	9	at Georgia (01/13/18)
TURNOVERS	23	vs UTEP (11/17/17)
	22	vs Western Michigan (11/19/17)
FOULS	32	NO. 18/16 KENTUCKY (1/16/18)
	31	VANDERBILT (1/6/18)



2017-18 South Carolina Basketball
South Carolina High/Low Analysis (as of Feb 05, 2018)
All games

South Carolina - GAME LOWS

POINTS	48	at Clemson (12/19/17)
	60	vs TEMPLE (11/30/17)
	60	at Texas A&M (02/03/18)
	62	at Alabama (1/9/18)
	63	NO. 21/21 TENNESSEE (1/20/18)
	63	NO. 14/14 TEXAS TECH (1/27/18)
FIELD GOALS MADE	16	at Georgia (01/13/18)
	18	vs Illinois State (11/16/17)
	18	NO. 21/21 TENNESSEE (1/20/18)
FIELD GOAL ATTEMPTS	49	NO. 21/21 TENNESSEE (1/20/18)
	51	NO. 14/14 TEXAS TECH (1/27/18)
FIELD GOAL PERCENTAGE	.271 (16-59)	at Georgia (01/13/18)
	.275 (19-69)	at Texas A&M (02/03/18)
3 PT FIELD GOALS MADE	2	at Clemson (12/19/17)
	3	UMASS (12/2/17)
3 PT FG ATTEMPTS	14	VANDERBILT (1/6/18)
	15	UMASS (12/2/17)
	15	at Alabama (1/9/18)
3 PT FG PERCENTAGE	.125 (2-16)	at Clemson (12/19/17)
	.192 (5-26)	NO. 14/14 TEXAS TECH (1/27/18)
FREE THROWS MADE	6	at FIU (11/27/17)
	8	at Clemson (12/19/17)
FREE THROW ATTEMPTS	10	at Clemson (12/19/17)
	12	at FIU (11/27/17)
	12	vs TEMPLE (11/30/17)
FREE THROW PERCENTAGE	.500 (6-12)	at FIU (11/27/17)
	.552 (16-29)	WYOMING (12/6/17)
REBOUNDS	28	at Alabama (1/9/18)
	31	COASTAL CAROLINA (12/9/17)
	31	at Clemson (12/19/17)
	31	NO. 21/21 TENNESSEE (1/20/18)
ASSISTS	3	at Clemson (12/19/17)
	8	MISSOURI (1/3/18)
	8	VANDERBILT (1/6/18)
	8	at Alabama (1/9/18)
STEALS	2	at Ole Miss (12/31/17)
	3	vs Illinois State (11/16/17)
	3	at Clemson (12/19/17)
	3	LIMESTONE (12/27/17)
	3	at Alabama (1/9/18)
	3	at Georgia (01/13/18)
BLOCKED SHOTS	0	NO. 14/14 TEXAS TECH (1/27/18)
	1	UMASS (12/2/17)
	1	NO. 18/16 KENTUCKY (1/16/18)
	1	NO. 21/21 TENNESSEE (1/20/18)
TURNOVERS	7	at Georgia (01/13/18)
	9	NO. 18/16 KENTUCKY (1/16/18)
FOULS	12	UMASS (12/2/17)
	13	COASTAL CAROLINA (12/9/17)



2017-18 South Carolina Basketball
South Carolina High/Low Analysis (as of Feb 05, 2018)
All games

Opponent - GAME LOWS

POINTS	45	LIMESTONE (12/27/17)
	52	at Wofford (11/10/17)
	56	vs UTEP (11/17/17)
	57	at Georgia (01/13/18)
	60	WESTERN MICHIGAN (11/13/17)
	60	VANDERBILT (1/6/18)
FIELD GOALS MADE	13	LIMESTONE (12/27/17)
	17	at Wofford (11/10/17)
FIELD GOAL ATTEMPTS	40	NO. 21/21 TENNESSEE (1/20/18)
	44	vs Western Michigan (11/19/17)
FIELD GOAL PERCENTAGE	.250 (13-52)	LIMESTONE (12/27/17)
	.339 (19-56)	WYOMING (12/6/17)
3 PT FIELD GOALS MADE	1	NO. 18/16 KENTUCKY (1/16/18)
	3	at Georgia (01/13/18)
3 PT FG ATTEMPTS	11	NO. 18/16 KENTUCKY (1/16/18)
	11	NO. 21/21 TENNESSEE (1/20/18)
3 PT FG PERCENTAGE	.091 (1-11)	NO. 18/16 KENTUCKY (1/16/18)
	.235 (4-17)	at FIU (11/27/17)
	.235 (4-17)	vs TEMPLE (11/30/17)
FREE THROWS MADE	4	UMASS (12/2/17)
	9	at Alabama (1/9/18)
FREE THROW ATTEMPTS	5	UMASS (12/2/17)
	13	COASTAL CAROLINA (12/9/17)
FREE THROW PERCENTAGE	.448 (13-29)	LIMESTONE (12/27/17)
	.520 (13-25)	WESTERN MICHIGAN (11/13/17)
REBOUNDS	25	at FIU (11/27/17)
	25	NO. 21/21 TENNESSEE (1/20/18)
ASSISTS	4	LIMESTONE (12/27/17)
	7	at Wofford (11/10/17)
	7	NO. 18/16 KENTUCKY (1/16/18)
STEALS	3	at Wofford (11/10/17)
	3	UMASS (12/2/17)
BLOCKED SHOTS	0	at Wofford (11/10/17)
	0	UMASS (12/2/17)
TURNOVERS	8	at Ole Miss (12/31/17)
	11	WESTERN MICHIGAN (11/13/17)
	11	at Texas A&M (02/03/18)
FOULS	9	at Clemson (12/19/17)
	13	vs TEMPLE (11/30/17)



2017-18 South Carolina Basketball
South Carolina Player High/Low Analysis (as of Feb 05, 2018)
All games

South Carolina - I N D I V I D U A L G A M E H I G H S

Points	27	SILVA, Chris vs No. 18/16 Kentucky (1/16/18)
	27	SILVA, Chris vs Vanderbilt (1/6/18)
	26	SILVA, Chris at FIU (11/27/17)
	25	BOOKER, Frank vs Mississippi State (1/31/18)
	22	MYERS, Wesley at Florida (1/24/18)
Field Goals Made	10	SILVA, Chris at FIU (11/27/17)
	9	SILVA, Chris vs No. 18/16 Kentucky (1/16/18)
	9	SILVA, Chris vs Vanderbilt (1/6/18)
Field Goal Att.	17	SILVA, Chris vs No. 18/16 Kentucky (1/16/18)
	16	SILVA, Chris at Texas A&M (02/03/18)
FG Pct (min 5 made)	.857 (6-7)	SILVA, Chris vs UMass (12/2/17)
	.769 (10-13)	SILVA, Chris at FIU (11/27/17)
3-Point FG Made	6	BOOKER, Frank at Ole Miss (12/31/17)
	5	BOOKER, Frank vs Mississippi State (1/31/18)
	5	MYERS, Wesley at Florida (1/24/18)
	5	BOOKER, Frank vs Limestone (12/27/17)
3-Point FG Att.	10	BOOKER, Frank at Ole Miss (12/31/17)
	10	BOOKER, Frank vs Illinois State (11/16/17)
	10	GRAVETT, Hassani vs Illinois State (11/16/17)
3-Pt FG Pct (min 2 made)	1.000 (3-3)	GRAVETT, Hassani vs Western Michigan (11/13/17)
	1.000 (2-2)	HAASE, Felipe vs Missouri (1/3/18)
	1.000 (2-2)	KOTSAR, Maik vs TEMPLE (11/30/17)
Free Throws Made	11	SILVA, Chris at Ole Miss (12/31/17)
	10	SILVA, Chris vs Mississippi State (1/31/18)
	10	SILVA, Chris vs Coastal Carolina (12/9/17)
	10	SILVA, Chris vs Illinois State (11/16/17)
Free Throw Att.	14	SILVA, Chris at Ole Miss (12/31/17)
	14	SILVA, Chris vs Wyoming (12/6/17)
	14	SILVA, Chris vs Illinois State (11/16/17)
FT Pct (min 3 made)	1.000 (5-5)	MINAYA, Justin at Texas A&M (02/03/18)
	1.000 (4-4)	BOOKER, Frank at Florida (1/24/18)
	1.000 (4-4)	MINAYA, Justin vs No. 21/21 Tennessee (1/20/18)
	1.000 (4-4)	SILVA, Chris vs Limestone (12/27/17)
	1.000 (4-4)	SILVA, Chris at Clemson (12/19/17)
	1.000 (4-4)	MINAYA, Justin vs TEMPLE (11/30/17)
	1.000 (4-4)	GRAVETT, Hassani vs Western Michigan (11/13/17)
	1.000 (3-3)	BOOKER, Frank at Alabama (1/9/18)
	1.000 (3-3)	KOTSAR, Maik vs Missouri (1/3/18)
Rebounds	13	SILVA, Chris at Ole Miss (12/31/17)
	12	SILVA, Chris at Florida (1/24/18)
Assists	9	GRAVETT, Hassani vs UTEP (11/17/17)
	7	GRAVETT, Hassani vs Mississippi State (1/31/18)
	7	GRAVETT, Hassani at FIU (11/27/17)
Steals	4	MYERS, Wesley at Florida (1/24/18)
	3	BOOKER, Frank vs No. 18/16 Kentucky (1/16/18)
	3	KOTSAR, Maik vs No. 18/16 Kentucky (1/16/18)
	3	BOOKER, Frank vs Vanderbilt (1/6/18)
	3	BOOKER, Frank vs Wyoming (12/6/17)
	3	KOTSAR, Maik vs UMass (12/2/17)
	3	GRAVETT, Hassani vs UMass (12/2/17)
	3	BOOKER, Frank at FIU (11/27/17)
	3	KOTSAR, Maik at FIU (11/27/17)
Blocked Shots	3	KOTSAR, Maik vs Missouri (1/3/18)

	3	SILVA, Chris vs Coastal Carolina (12/9/17)
	3	SILVA, Chris vs Illinois State (11/16/17)
Turnovers	6	BEATTY, David vs Vanderbilt (1/6/18)
	6	SILVA, Chris vs TEMPLE (11/30/17)
Fouls	5	SILVA, Chris vs No. 14/14 Texas Tech (1/27/18)
	5	BOOKER, Frank vs No. 14/14 Texas Tech (1/27/18)
	5	MYERS, Wesley vs No. 14/14 Texas Tech (1/27/18)
	5	KOTSAR, Maik vs No. 21/21 Tennessee (1/20/18)
	5	HAASE, Felipe vs No. 18/16 Kentucky (1/16/18)
	5	KOTSAR, Maik at Georgia (01/13/18)
	5	SILVA, Chris at Alabama (1/9/18)
	5	MYERS, Wesley vs Missouri (1/3/18)
	5	SILVA, Chris vs Illinois State (11/16/17)
	5	BEATTY, David vs Illinois State (11/16/17)
	5	KOTSAR, Maik vs Illinois State (11/16/17)
Minutes	37	MINAYA, Justin vs No. 21/21 Tennessee (1/20/18)
	36	MINAYA, Justin at FIU (11/27/17)
	35	SILVA, Chris vs No. 18/16 Kentucky (1/16/18)
	35	SILVA, Chris at Georgia (01/13/18)
	35	SILVA, Chris vs Coastal Carolina (12/9/17)



2017-18 South Carolina Basketball
South Carolina Opponent High/Low Analysis (as of Feb 05, 2018)
All games

OPPONENT INDIVIDUAL GAME HIGHS

Points	31		Evans, Keenan vs No. 14/14 Texas Tech (1/27/18)
	25		Turner, Lamonte vs No. 21/21 Tennessee (1/20/18)
	25		MATEN, Yante at Georgia (01/13/18)
	25		REED, Marcquise at Clemson (12/19/17)
	25		PIPKINS, Luwane vs UMass (12/2/17)
Field Goals Made	10		PIPKINS, Luwane vs UMass (12/2/17)
	10		ROSE,QUINTON vs TEMPLE (11/30/17)
Field Goal Att.	20		PIPKINS, Luwane vs UMass (12/2/17)
	18		LOCKETT, Eric at FIU (11/27/17)
FG Pct (min 5 made)	1.000	(5-5)	Williams,Robert at Texas A&M (02/03/18)
	1.000	(5-5)	Walker, Derrick vs No. 21/21 Tennessee (1/20/18)
	1.000	(5-5)	Giddens, Daniel at Alabama (1/9/18)
3-Point FG Made	5		PORTER, Jontay vs Missouri (1/3/18)
	5		REED, Marcquise at Clemson (12/19/17)
3-Point FG Att.	14		Kenny Hairston vs Limestone (12/27/17)
	11		PIPKINS, Luwane vs UMass (12/2/17)
3-Pt FG Pct (min 2 made)	1.000	(3-3)	Turner, Lamonte vs No. 21/21 Tennessee (1/20/18)
	1.000	(2-2)	Tyson Carter vs Mississippi State (1/31/18)
	1.000	(2-2)	Matthew Pegram at Wofford (11/10/17)
Free Throws Made	14		Yarbrough, Milik vs Illinois State (11/16/17)
	13		Evans, Keenan vs No. 14/14 Texas Tech (1/27/18)
Free Throw Att.	17		Yarbrough, Milik vs Illinois State (11/16/17)
	14		Burnett,Deandre at Ole Miss (12/31/17)
	14		JAMES, Justin vs Wyoming (12/6/17)
FT Pct (min 3 made)	1.000	(13-13)	Evans, Keenan vs No. 14/14 Texas Tech (1/27/18)
	1.000	(10-10)	Turner, Lamonte vs No. 21/21 Tennessee (1/20/18)
	1.000	(6-6)	Chiozza, Chris at Florida (1/24/18)
	1.000	(4-4)	Q Weatherspoon vs Mississippi State (1/31/18)
	1.000	(4-4)	PARKER, Juwan at Georgia (01/13/18)
	1.000	(4-4)	PORTER, Jontay vs Missouri (1/3/18)
	1.000	(4-4)	Crawford,Markel at Ole Miss (12/31/17)
	1.000	(4-4)	Matthew Pegram at Wofford (11/10/17)
	1.000	(3-3)	Koulechov, Egor at Florida (1/24/18)
	1.000	(3-3)	BARNETT, Jordan vs Missouri (1/3/18)
	1.000	(3-3)	ENECHIONYIA,OBI vs TEMPLE (11/30/17)
Rebounds	12		Donovan Harris vs Limestone (12/27/17)
	12		JAMES, Justin vs Wyoming (12/6/17)
Assists	8		Chiozza, Chris at Florida (1/24/18)
	8		ANDERSON, C.J. vs UMass (12/2/17)
Steals	6		WILDER, Thomas vs Western Michigan (11/13/17)
	4		Jones, Herbert at Alabama (1/9/18)
Blocked Shots	6		ENECHIONYIA,OBI vs TEMPLE (11/30/17)
	5		Williams,Robert at Texas A&M (02/03/18)
	5		THOMAS, Elijah at Clemson (12/19/17)
Turnovers	10		WILDER, Thomas vs Western Michigan (11/19/17)
	6		Gilgeous-Alexander vs No. 18/16 Kentucky (1/16/18)
	6		Yarbrough, Milik vs Illinois State (11/16/17)
Fouls	5		Abdul Ado vs Mississippi State (1/31/18)
	5		Gabriel, Wenyen vs No. 18/16 Kentucky (1/16/18)
	5		Diallo, Hamidou vs No. 18/16 Kentucky (1/16/18)
	5		Richards, Nick vs No. 18/16 Kentucky (1/16/18)
	5		HARRIS, Jordan at Georgia (01/13/18)
	5		LEE, Saben vs Vanderbilt (1/6/18)

5	LACHANCE, Riley vs Vanderbilt (1/6/18)
5	BAPTISTE, Djery vs Vanderbilt (1/6/18)
5	TILMON, Jeremiah vs Missouri (1/3/18)
5	PORTER, Jontay vs Missouri (1/3/18)
5	Davis, Terence at Ole Miss (12/31/17)
5	Coleman, Josh vs Coastal Carolina (12/9/17)
5	HOLLOWAY, Rashaan vs UMass (12/2/17)
5	MILLER, Rayshawn vs UMass (12/2/17)
5	SMITH, Tirus vs UTEP (11/17/17)
5	Bruninga, Taylor vs Illinois State (11/16/17)
5	DAVIS, Josh vs Western Michigan (11/13/17)
5	JOHNSON, Brandon vs Western Michigan (11/13/17)
5	IKONGSHUL, Adida vs Western Michigan (11/13/17)