

EST.

1897

SEASONS

2022 ARKANSAS BASEBALL MEDIA GUIDE

FACILITIES





BAUM-WALKER STADIUM



ARKANSAS BASEBALL

JB & JOHNELLE HUNT FAMILY
BASEBALL DEVELOPMENT CENTER



ARKANSAS BASEBALL

Table of Contents	2
Quick Facts	3

COACHES & SUPPORT STAFF

Head Coach Dave Van Horn	5-9
Assistant Coach Nate Thompson	10-11
Assistant Coach Matt Hobbs	12-13
Clay Goodwin & Bobby Wernes	14
Support Staff	15-16

2022 RAZORBACKS

Numerical Roster	18
Radio/TV Roster	19
#1 Robert Moore	20-21
#2 Jalen Battles	22-23
#3 Zack Gregory	24-25
#7 Cayden Wallace	26-27
#13 Connor Noland	28-29
#15 Dylan Leach	30-31
#17 Brady Slavens	32-33
#20 Elijah Trest	34-35
#22 Jaxon Wiggins	36-37
#24 Braydon Webb	38-39
#28 Kole Ramage	40-41
#32 Zack Morris	42-43
#36 Peyton Pallette	44-45
#38 Mark Adamiak	46-47
#39 Evan Taylor	48-49
#41 Will McEntire	50-51
#43 Miller Pleimann	52-53
#48 Heston Tole	54-55
#50 Matthew Magre	56-57
#55 Gabriel Starks	58-59
#58 Evan Gray	60-61
#88 Zebulon Vermillion	62-63
Redshirts & Newcomers	64-69
RBI Girls	70
Diamond Dolls	71

FACILITIES

Baum-Walker Stadium History	74-76
Baum-Walker Stadium Records	77
Fowler Family Training Center	78
Hunt Family Development Center	79

2021 SEASON REVIEW

Season Results	81
Game Highs	82
Overall Statistics	83
Game-by-Game Hitting	84
Game-by-Game Pitching	85
Game-by-Game Batting Order	86
Defensive Starting Lineups	87
Home Run Chart	88-89
Miscellaneous Stats	90

HISTORY & RECORDS

Arkansas Baseball History	94-97
1979 College World Series Team	98
1985 College World Series Team	99
1987 College World Series Team	100
1989 College World Series Team	101
2004 College World Series Team	102
2009 College World Series Team	103
2012 College World Series Team	104
2015 College World Series Team	105
2018 College World Series Team	106
2019 College World Series Team	107
Road to Omaha	108-109
Conference Tournament History	110
All-Americans	111
All-SEC	112
All-SWC & All-Tournament	113
Andrew Benintendi & Kevin Kopps	114-115
MLB Draft Picks	116-117
#ProHogs	118
All-Time Lettermen	119-123
Team Records	124-128
Individual Records	129
Career Batting Records	130
Season Batting Records	131
Career Pitching Records	132
Season Pitching Records & Freshman Records	133
Year-by-Year Results	134
Record by Date	135
Year-by-Year Hitting	136
Year-by-Year Pitching	137
Year-by-Year Leaders	138-139
Arkansas vs. All Opponents	140
Series History	141-158
All-Time Results	159-169

CREDITS

EDITORIAL

Arkansas Communications Department

EDITORS

Oliver Grigg

COVER & SPREAD DESIGNS

A.J. Enloe

ASSISTANT EDITORS

Kyle Parkinson, Kevin Trainor, Mike Cawood, Jimmy Sanchez, Taylor McGillis, Jeri Thorpe

PHOTOGRAPHY

Walt Beazley

CONTRIBUTING PHOTOGRAPHY

Gunnar Rathbun, Michael Wade, Kevin Snyder, Meaghan Frazier, Rhett Hutchins, Danny Parker, Pete Emerson, Michael Zagaris, Ron Vesely, Miles Kennedy, Skip Milos, Mark Cunningham, Detroit Tigers, Boston Red Sox, Chicago White Sox, Miami Marlins, Cincinnati Reds, Minnesota Twins, Tampa Bay Rays, Atlanta Braves, Houston Astros

PRINTED BY

PittCraft

All names, nicknames, logos and other indicia referring to the University of Arkansas are trademarks owned and protected by the university. Any unauthorized use of the university's trademark is strictly prohibited.

UNIVERSITY OF ARKANSAS

Razorback Communications	172
Razorback Sports Properties	173
University of Arkansas Leadership	174-175
Director of Athletics Hunter Yurachek	176-177

GENERAL INFORMATION

Location.....	Fayetteville, Ark.
Founded.....	1871
Enrollment.....	27,558
Nickname.....	Razorbacks
School Colors.....	Cardinal (PMS 201) and White
Conference.....	Southeastern (Western Division)
System President.....	Dr. Donald R. Bobbitt (Arkansas, 1980)
Chancellor.....	Dr. Joseph E. Steinmetz (Central Michigan, 1977)
Athletic Director.....	Hunter Yurachek (Guilford College, 1990)
Faculty Athletic Rep.....	Gerald Jordan (Arkansas, 1970)
Athletics Website.....	ArkansasRazorbacks.com
Ticket Office Phone.....	(479) 575-5151
Athletic Department Phone.....	(479) 575-6533

BAUM-WALKER STADIUM

Home Facility.....	Baum-Walker Stadium at George Cole Field
Capacity.....	10,737 (8,237 Chairbacks)
Largest Crowd.....	12,167 vs. Missouri State (June 6, 2015)
Stadium Opening.....	April 13, 1996
Dedication.....	May 3, 1996
Field Dimensions.....	LL - 320, LC - 375, CF - 400, RC - 365, RL - 312
Surface.....	Grass

COACHES & SUPPORT STAFF

Head Coach.....	Dave Van Horn (Arkansas, 1988)
Record at Arkansas.....	750-402 (19 seasons, .651)
Overall Division I Record.....	1,070-559 (27 seasons, .657)
Overall as a Head Coach.....	1,335-642 (32 seasons, .675)
Van Horn's DI Postseason App. (Total/at UA).....	21/17
Van Horn's College World Series Appearances.....	8 (Neb: 2001, 2002; Ark: 2004, 2009, 2012, 2015, 2018, 2019)
Assistant Coach/Recruiting Coordinator.....	Nate Thompson (Dallas Baptist, 2006)
Assistant Coach.....	Matt Hobbs (Missouri, 2002)
Volunteer Assistant Coach.....	Bobby Wernes (Arkansas, 2018)
Student Assistant Coach.....	Cullen Smith (Arkansas, 2021)
Director of Baseball Operations.....	Clay Goodwin (Arkansas, 2005)
Strength & Conditioning.....	Blaine Kinsley (Lenoir-Rhyne, 2010)
Athletic Trainer.....	Corey Wood (East Carolina, 2008)
Director of Video & Scouting.....	Zach Barr (Arkansas, 2017)
Graduate Manager.....	DJ Baxendale
Team Managers.....	Blake Baxendale, Josh Langham, John McElroy, Matthew Schluterman, Matt Wheeler

HISTORY

First Year of Arkansas Baseball.....	1897
Years of Varsity Baseball at Arkansas.....	100 (1897, 1901-03, 05, 08-16, 19-20, 22-29, 47-22)
All-Time Program Record.....	2,303-1,422-6 (.618)
All-Time Conference Record/Years.....	SEC: 439-401 (.523)/29 SWC: 264-205 (.563)/24 Combined: 703-606 (.537)/53
Conference Titles/Years.....	SEC Overall: 3/1999, 2004, 2021 SEC Western Division: 7/1999, 2004, 2007, 2011, 2018, 2019, 2021 SWC: 2/1989, 1990
Conference Tournament Record/Years.....	SEC: 38-42 (.475)/25 SWC: 18-25 (.419)/14 Combined: 56-67 (.455)/39
Conference Tournament Titles/Years.....	SEC: 1/2021 SWC: 1/1985
NCAA Postseason Appearances.....	32 (1973, 79-80, 83, 85-90, 95-96, 98-99, 2002-15, 2017-19, 2021)
NCAA Postseason Record.....	92-72 (.561)
College World Series Appearances.....	10 (1979, 1985, 1987, 1989, 2004, 2009, 2012, 2015, 2018, 2019)
College World Series Record.....	15-20 (.429)
NCAA Super Regional Appearances.....	9 (2002, 2004, 2009, 2010, 2012, 2015, 2018, 2019, 2021)
NCAA Super Regional Record.....	14-10 (.583)
NCAA Regional Appearances.....	31
NCAA Regional Record.....	63-42 (.600)
Overall NCAA Regional Hosts.....	9 (1999, 2004, 2006, 2007, 2010, 2017, 2018, 2019, 2021)
Best NCAA Finish.....	1979 and 2018 National Runner-Up

TEAM INFORMATION

2021 Overall Record.....	50-13
Home.....	30-8
Away.....	13-5
Neutral.....	7-0
SEC Record.....	22-8
SEC Tournament.....	1st
SEC Finish.....	1st
Postseason.....	NCAA Super Regional
Lettermen Returning/Lost.....	22/18
Position Starters (including DH) Returning/Lost.....	4/5
Pitchers Returning/Lost.....	15/8
Newcomers.....	16
Captains.....	OF Zack Gregory, RHP Zebulon Vermillion, INF/OF Cayden Wallace

TOP RETURNING PLAYERS

Jalen Battles	INF	Sr.	.269/.371/.407, 48 R, 6 HR, 43 RBI, 5 SB
Robert Moore	INF	Jr.	.283/.384/.558, 59 R, 16 HR, 53 RBI, 6 SB
Zack Gregory	OF	Jr.	.245/.440/.412, 21 R, 3 HR, 19 RBI, 2 SB
Brady Slavens	INF/OF	Sr.	.284/.347/.560, 49 R, 14 HR, 63 RBI, 2 SB
Cayden Wallace	INF/OF	So.	.279/.369/.500, 52 R, 14 HR, 44 RBI
Braydon Webb	OF	Grad.	.174/.372/.413, 25 R, 6 HR, 16 RBI, 6 SB

TOP RETURNING PITCHERS

Connor Noland	RHP	Sr.	1-0, 6.91 ERA, 14.1 IP, 15 SO, 1 SV
Peyton Palette	RHP	Jr.	1-2, 4.02 ERA, 56.0 IP, 67 SO, 1 SV
Elijah Trest	RHP	Sr.	1-0, 3.14 ERA, 14.1 IP, 15 SO
Zebulon Vermillion	RHP	R-Sr.	3-0, 4.69 ERA, 40.1 IP, 28 SO, 1 SV
Heston Tole	RHP	So.	1-0, 2.25 ERA, 12.0 IP, 20 SO
Jaxon Wiggins	RHP	So.	3-1, 5.09 ERA, 23.0 IP, 28 SO, 4 SV

TOP NEWCOMERS

Jace Bohrofen	OF	So.	Oklahoma City, Okla. (Oklahoma)
Chris Lanzilli	INF/OF	Grad.	Stoneham, Mass. (Wake Forest)
Nick Moten	RHP	Fr.	Florissant, Mo. (Westminster Christian Academy)
Hagen Smith	LHP	Fr.	Bullard, Texas (Bullard HS)
Peyton Stovall	INF	Fr.	Haughton, La. (Haughton HS)
Michael Turner	C/INF	Grad.	Warren, Ohio (Kent State)



2B Robert Moore enters the 2022 campaign as a consensus preseason All-American and top MLB Draft prospect after hitting .283 with a team-high 16 home runs and 53 RBI last year.



|| COACHES & STAFF



DAVE VAN HORN

Head Coach

8 College World Series

21 NCAA Tournaments • 9 SEC Championships

21

Dave Van Horn, the 2004 and 2021 SEC Coach of the Year, enters his 20th season at the helm of the Arkansas baseball program in 2022.

Over his 19 seasons as Head Hog, Van Horn has elevated Arkansas into one of the nation's premier teams. Van Horn has led the Razorbacks to six College World Series appearances, 17 NCAA Tournament berths, two SEC overall titles, six SEC Western Division championships, one SEC Tournament title and a total of 750 wins.

Ever since returning to his alma mater in 2003 to take over for retiring legendary Arkansas head baseball coach Norm DeBriyn, Van Horn has continued to successfully field nationally competitive teams, while also grooming two Golden Spikes Award and Dick Howser Trophy winners in Andrew Benintendi and Kevin Kopps as well as numerous All-Americans, all-conference performers and future professional baseball players. Under his guidance, 34 Razorbacks have been named All-Americans, 41 as All-SEC players, and 120 have been picked in the MLB Draft. Those 120 draft picks are the third most among all active head coaches in the SEC.

Van Horn is the second-winningest coach in Arkansas history with 750 wins entering the 2022 season. Van Horn is one of only three active head coaches in the SEC, along with Vanderbilt's Tim Corbin and Ole Miss' Mike Bianco, with 750 or more wins at their current school.

Including his years at Nebraska, Northwestern State and Central Missouri State, Van Horn has racked up 1,121 wins at four-year institutions, which is ninth-most among all active coaches. He is also one of 10 active coaches with 1,100 or more wins at four-year schools.

The highly decorated coach has both individual and team honors throughout his 34-year coaching resume, beginning at Texarkana (Texas) Community College all the way through the present. Individually, he has been named national coach of the year twice, regional coach of the year three times and conference coach of the year five times. His teams have made eight College World Series appearances, tying for the most among all active head coaches, won six outright conference championships, a Division II National Championship and made 21 trips to the NCAA Tournament in the last 24 years. Van Horn is one of only 11 coaches in NCAA history to lead two programs to the College World Series.

Since joining the Razorbacks as head coach, Van Horn has led his teams to an SEC Championship, five SEC Western Division titles, 17 NCAA Tournament berths and six College World Series appearances. His players have earned 34 All-America honors, 41 All-SEC nods, 141 SEC Academic Honor Roll spots and 14 Academic All-District accolades. Not resting on his laurels, Van Horn has kept his competitive juices flowing as he seeks to bring a national championship to his alma mater.

One of the things that Van Horn is known for is recruiting fundamental players and molding them into the stars of tomorrow. In 2003, his first full season at Arkansas, only four Razorbacks were taken in the Major League Baseball first-year player draft. That number has grown significantly over the years with a school-record 11 players being drafted in the 2013 MLB Draft.

Six of Arkansas' former stars – Nick Schmidt (2007), Logan Forsythe (2008), Zack Cox (2010), Ryne Stanek (2013), Benintendi (2015), Heston Kjerstad (2020) – were selected in the first round of the draft. 54 of his players have been picked in the first 10 rounds since he took over, with Kevin Kopps (3rd, San Diego Padres), Christian Franklin (4th, Chicago Cubs), Ryan Costeiu (7th, Los Angeles Angels), Casey Opitz (8th, Chicago Cubs), Patrick Wicklander (8th, Tampa Bay Rays) and Lael Lockhart (9th, Los Angeles Dodgers) hearing their names called in the first 10 rounds of the 2021 MLB Draft.

60 former Razorbacks have played in the MLB, including former standouts under

Van Horn such as Dallas Keuchel, James McCann, Benintendi, Logan Forsythe, Drew Smyly, Brett Eibner, Craig Gentry, Mike Bolsinger and Jess Todd.

There were seven former Hogs on an MLB roster in 2021, including Brian Anderson (Miami Marlins), Jalen Beeks (Tampa Bay Rays), Benintendi (Kansas City Royals), Keuchel (Chicago White Sox), McCann (New York Mets), Blake Parker (Cleveland Guardians), Smyly (Atlanta Braves), Ryne Stanek (Houston Astros) and Trevor Stephan (Cleveland). Keuchel became the second Razorback to win a Cy Young Award when he won the AL Cy Young Award following a spectacular 2015 season.

Smyly hoisted the Commissioner's Trophy with the Braves in 2021, becoming the fifth former Razorback to win an MLB title. Smyly joined Dick Hughes (Cardinals, 1967), Eric Hinske (Red Sox, 2007/Yankees, 2009), Dallas Keuchel (Astros, 2017) and Andrew Benintendi (Red Sox, 2018) as former Hogs with a World Series ring.

Benintendi, another Van Horn pupil, shows the caliber of players coming out of Arkansas has not slowing down. After a meteoric rise through the minor league ranks, Benintendi played in three postseasons with the Red Sox and finished second in the American League Rookie of the Year voting in 2018. The former Hog hit 20 home runs and stole 20 bases in 2017 to become the youngest left fielder to achieve the feat since Barry Bonds in 1987. He was also the third Red Sox rookie to have that kind of campaign, joining Normal Garciaparra and Ellis Burks. Benintendi was traded to the Royals ahead of the 2021 campaign and won his first career Gold Glove Award during his first season in Kansas City.

Van Horn was successful from the moment he took over the program from legendary head coach Norm DeBriyn in 2003. During his first season, Van Horn guided his inaugural squad to both the SEC and NCAA Tournaments. His team was ranked in all four major baseball polls throughout the year and picked up series wins at No. 6 South Carolina and No. 5 Auburn.

The success of the program and Van Horn's no-nonsense approach has endeared him to the Razorback faithful. The Arkansas fan base has grown steadily since Van Horn was given the reins to the program, and three renovations have been completed at Baum-Walker Stadium since his arrival to accommodate the rapid growth. The best college ballpark in America has grown with the addition of nearly 5,000 chair back seats, 32 luxury boxes and the construction of the JB and Johnelle Hunt Family Baseball Development Center. Prior to the 2016 season, a 71-by-25 square foot videoboard was installed to dramatically improve in-game experience and is one of the largest videoboards in the country.

After the 2021 season, Arkansas placed in the top five of the nation in total and average attendance for the 17th consecutive year. With 6,964 fans per game over 38 home dates amid the pandemic, a total of 264,643 fans visited Baum-Walker Stadium, good for second in the country in both categories.

Baum-Walker Stadium was filled to the brim throughout the 2021 campaign for good reason. Arkansas won 50 games for only the fourth time in program history, claiming its first SEC overall title since 2004 and its first outright SEC crown since 1999. The Razorbacks became only the second team since the SEC expanded to 30 games to win all 10 of their conference series. Arkansas capped its regular-season SEC championship with the program's first SEC Tournament championship, becoming only the third SEC team since league play expanded in 2012 to win both the regular season and tournament championship in the same season.

Kopps put together one of the most spectacular seasons in college baseball history under Van Horn's watch in 2021, winning both the Golden Spikes Award and Dick Howser Trophy after posting a 12-1 record with 11 saves and logging a school-record and nation-best 0.90 ERA. Kopps struck out 131 batters, third most for a single season in school history, while walking just 18 and allowing only nine runs all year.

A || DAVE VAN HORN

The Razorbacks were on their way to another strong showing in 2020, posting an 11-5 record before the season was cut short due to the COVID-19 pandemic. Arkansas started the season on a 7-0 run, sweeping its first two opponents over the first two weeks of play. Van Horn had arguably the best hitter in college baseball in 2020 in Kjerstad, who led the team in seven offensive categories while also leading the SEC in hits (30), total bases (53) and slugging percentage (.791).

Kjerstad, recognized as the SEC's best hitter by D1Baseball following the shortened season, was ultimately selected by the Baltimore Orioles with the second overall pick of the 2020 MLB Draft, becoming the Razorbacks' highest draft pick since Jeff King was taken first overall by the Pittsburgh Pirates in the 1986 MLB Draft.

In 2019, Van Horn's Hogs put together another stellar campaign, ending in a 46-20 overall record with a whopping 33 wins coming at Baum-Walker Stadium. The Razorbacks went 20-10 in conference action, claiming a share of the SEC West Division title and the No. 2 overall seed in the SEC Tournament. Arkansas was selected as one of eight national seeds to host throughout the NCAA Regionals and NCAA Super Regionals, slotted at fifth for the second consecutive season. It was the eighth time Baum Stadium was selected as a postseason host site and first time in program history to do so in three straight seasons.

The Razorbacks blew through regional action with a win over Central Connecticut, followed by a pair victories over TCU for a sweep of opening weekend of postseason play. Arkansas faced a familiar foe in the Super Regional round, taking on Ole Miss in Fayetteville, rolling in game one, 11-2. After falling in game two, the Razorbacks pounced on the Rebels early in the winner-take-all game three, finishing off Ole Miss to clinch a berth to the College World Series. Van Horn made his eighth overall appearance in Omaha, his sixth with the Hogs, to give Arkansas its 10th trip in its illustrious history. It was the first time Arkansas had made the College World Series in back-to-back years.

The 2019 squad was led by a program-high nine All-SEC honorees, with six earning second-team honors – Trevor Ezell (1B), Casey Martin (SS), Dominic Fletcher (OF), Kjerstad (OF), Matt Goodheart (DH), Matt Cronin (RP) – and three earning all-freshman praise – Wicklander (SP), Noland (SP), Franklin (OF). Starting pitcher Isaiah Campbell, meanwhile, was a consensus All-American, earning first-team honors from the ABCA to go with his five second-team accolades.

The 2018 season was one of Van Horn's best as the Razorback skipper, winning 48 games and reaching the College World Series finals for the first time in his career and second time in program history (1979). The 48 wins was then the most for any Van Horn-led team in Arkansas history, and the Hogs made a near-impeccable run through the NCAA Tournament. The Razorbacks, the No. 5 overall seed, went a perfect 3-0 in the NCAA Fayetteville Regional, defeating Oral Roberts, Southern Miss, and Dallas Baptist to reach their seventh Super Regional in school history. The Hogs went on to secure a spot in Omaha for the ninth time in school history, winning a three-game series against SEC-foe South Carolina.

In Omaha, Arkansas barreled through the winner's bracket, defeating Texas, Texas Tech and defending national-champion Florida for a spot in the finals. Arkansas won the first game of the finals against Oregon State, but the Beavers came out on top in games two and three. Nonetheless, the state of Arkansas was well-represented on the national stage as the Razorbacks became one of only 13 teams with five or more College World Series appearances since the year 2000.

Seven different Razorbacks earned either All-America or All-SEC status at the end of the season, including Carson Shaddy, who was named a third-team All-American by D1Baseball and garnered first-team All-SEC accolades. Blaine Knight was named a first-team All-American by D1Baseball and second-team All-American by the NCBWA. Kjerstad and Casey Martin both turned in one of the best seasons by a freshman duo in the nation as they were named consensus All-Americans by Collegiate Baseball, the NCBWA, and D1Baseball.

Along with the numerous postseason honors, Kjerstad was named the SEC Freshman of the Year after hitting .332 over 69 games with an Arkansas freshman record 87 hits, 14 home runs, and 145 total bases. Martin turned in nearly identical numbers, leading the team with a .345 average over 67 games and matching Kjerstad with 87 hits of his own. He hit 13 home runs and drove in 49 RBI while stealing eight bases.

A year after missing the NCAA Tournament for the first time since becoming head coach at Arkansas, Van Horn was determined to not only right the ship in 2017, but return to the high level of success that the Razorbacks have enjoyed for decades.

A 19-game turnaround translated to a 45-win season for the Razorbacks, their seventh 40-win season in the last 10 years. Arkansas also hosted an NCAA Regional for the first time since 2010, reaching the final game against Missouri State in what was the sixth regional ever played at Baum Stadium.

A pivotal part of the season that led to hosting an NCAA Regional came in the final month at the SEC Tournament. After multiple delays led to Arkansas not even playing its first game until two days after the scheduled date, the Hogs battled back from a first round loss to Mississippi State to run the table and reach the tournament final for the first time since 2007 and for the fourth time in school history.

The tournament turned out to be the Chad Spanberger show as he earned tournament MVP honors with two multi-home run games and tournament single-game records for home runs (3 vs. Auburn) and RBIs (7 vs. Auburn). In the five games of the tournament, Spanberger led all players with 10 RBI, three doubles, five home runs, and 26 total bases.

Arkansas led all SEC teams during the season and finished tied for ninth in the nation with 83 home runs. Spanberger led the team with 20 home runs, good for second in the SEC and ninth in the nation. He was just the sixth player in program history to hit 20 or more home runs in a single season.



Across the board, Arkansas' hitters were among the best in the country in 2017. Joining Spanberger, catcher Grant Koch (13), and outfielder Dominic Fletcher (12) also hit 10 or more home runs making Arkansas one of two teams in the SEC to have three players with 10 or more home runs. For Fletcher, his 12 home runs were just one less than the Arkansas freshman record for home runs in a season as he not only earned an SEC All-Freshman Team nod, but was also named a Freshman All-American by the National College Baseball Writer's Association (NCBWA) and Baseball America.

With the monstrous final month performance by Spanberger, he joined five other Razorbacks that were drafted in the 2017 MLB First-Year Player Draft. Trevor Stephan (3rd round, New York Yankees) led the class, followed by Spanberger (6th round, Colorado), Cannon Chadwick (9th round, New York Mets), Dominic Taccolini (10th round, San Diego), Blaine Knight (29th round, Texas), and Josh Alberius (36th round, Miami). Knight opted to return to Fayetteville for his junior season.

The 2015 season might have been one of the most memorable in Razorback history. Arkansas rebounding from a 15-15 record on April 4 to win 18 of their final 25 regular season games and surge into postseason play. After going 2-2 in the SEC Tournament, the Hogs became one of five teams in the country to advance to 14 consecutive NCAA Tournaments, claiming the No. 2 seed in the Stillwater Regional hosted by Oklahoma State.

In what is likely Van Horn's best coaching job in his 27-year career, the Razorbacks went 3-0 in the Stillwater Regional and came back home to host the second Super Regional in program history, knocking off Missouri State in three games for the most improbable College World Series appearance in Arkansas' storied history. Van Horn made his sixth trip to Omaha, including his fourth as the Razorback skipper. He currently has the second-most College World Series appearances among all head coaches in the SEC.

During the run to Omaha, sophomore outfielder Andrew Benintendi put together arguably the finest season in Razorback history. Benintendi became the first Arkansas player to win the Golden Spikes Award, given annually to the nation's best amateur player. He also won the Dick Howser Trophy and was named Baseball America Player of the Year and Collegiate Baseball Player of the Year as the nation's best collegiate player.

Benintendi became just the third player in SEC history to lead the league in home runs and batting average as he joined Rafael Palmeiro (Mississippi State, 1984) and Jeff Abbott (Kentucky, 1994) as the only players in conference history to accomplish the feat. He became the first player in school history to lead the nation in home runs (20) and became the first Division I player since 2009 to hit 20 home runs and steal 20 bases in one season. His historic season was capped by being selected No. 7 overall by the Boston Red Sox in the 2015 MLB Draft, the highest a Razorback has been drafted since Jeff King went No. 1 overall in 1986.

The 2015 Razorbacks finished 40-25, the sixth time in the past seven seasons that Arkansas won 40 or more games. Four players were selected in the MLB Draft, including Benintendi, and four Razorbacks earned conference honors. Benintendi was named the SEC Player of the Year while relief pitcher Zach Jackson was named First Team All-SEC, third baseman Bobby Wernes earned SEC All-Defensive Team honors and right-handed pitcher Keaton McKinney was named to the SEC All-Freshman Team.

The Razorbacks finished 2015 at No. 2 in the country in average attendance for the third straight year with 8,290 fans per game. The 12,167 fans that attended the June 6 Super Regional game against Missouri State was the largest crowd in stadium history and the third-largest Super Regional crowd in NCAA history. Arkansas also set school records for actual attendance and tickets sold for a single game during the 2015 season.

In 2014, Van Horn led the Razorbacks to their 13th consecutive NCAA Tournament, making the program one of seven teams in the country to advance to the NCAA Tournament each of the last 13 seasons. Arkansas surged into the SEC Tournament as the No. 7 seed after winning six of its final seven regular season games. The Razorbacks made plenty of noise in Hoover, defeating Texas A&M in the opening round, before knocking off No. 10 Ole Miss twice and advancing to the semifinals against LSU.

Arkansas then received an at-large bid to the NCAA Charlottesville Regional as the No. 2 seed and defeated Liberty and Bucknell to advance to the program's sixth-

straight regional final, but the Razorbacks saw their season come to an end against Virginia, who finished as the National Runner-up in Omaha.

Arkansas continued to push its best talent to the next level following the season, as six players were taken in the 2014 Major League Baseball First-Year Player Draft, with five of those signing professional deals.

Following the 2014 season, Van Horn's coaching duties were far from finished as he became the manager of the USA Baseball Collegiate National Team. Leading the best collegiate players in the country against some of the top teams in the world, Van Horn and Team USA battled Chinese Taipei in a five-game series, Japan in a three-game set and made trips to The Netherlands and Cuba. The squad finished with an overall record of 18-8-2 and captured the Haarlem-Honkbal Week Championship in The Netherlands after defeating Japan 6-3 in the title game. It was the second time Van Horn donned the Stars and Stripes in his coaching career, as he served as an assistant coach on the Collegiate National Team in the summer of 2011.

Arkansas finished the 2013 season with a 39-22 record and an 18-11 mark in SEC play. The Razorbacks' 18 wins in league play were the most since 2010 and Arkansas won seven of 10 conference series for the first time since the 2004 season. The Razorbacks reached the regional final of the NCAA Manhattan Regional. After dropping the opening game of the regional to Bryant, Arkansas bounced back with victories over Wichita State and Bryant before falling to host school Kansas State in the regional championship.

Following the season, Arkansas set a school record with 11 players taken in the 2013 Major League Baseball First-Year Player Draft. The 11 players drafted also was the most in the country, as 10 of those went on to sign professional contracts.

For the third time in his Arkansas tenure, Van Horn guided the Razorbacks to Omaha and the College World Series in 2012. Arkansas used a dominant pitching staff, timely hitting and strong defense to win the Houston Regional and Waco Super Regional to advance to the seventh College World Series in program history. The Razorbacks won their first two games of the College World Series and finished in a tie for third, equaling the second-best finish to a season in school history. Arkansas finished the season with a 46-22 record, the most wins for UA under Van Horn and the sixth-highest single-season win total in school history. The Razorbacks also won 40 games for the fourth straight season and for the 18th time in program history. Arkansas finished the season ranked in the top six in all four of the major college baseball polls, including a No. 3 national ranking in the USA Today/ESPN Coaches Poll, the NCBWA poll and the Collegiate Baseball poll.

Arkansas had a knack for winning the close games in 2012. The Razorbacks played 32 games decided by one or two runs and went 19-13 in those games. Arkansas was 14-9 in one-run games during the 2012 season and had a streak of seven straight one-run victories late in the season. Six of the Razorbacks' seven wins in the NCAA Tournament were by one run, including a pair of 1-0 victories.

Van Horn reached a milestone as the Razorback head coach in 2012 as he earned his 400th win at Arkansas during UA's NCAA Tournament run. Van Horn's 400th win was a significant one as it came against Rice in the Houston Regional. The 1-0 victory over the eighth-ranked Owls put the Razorbacks in the driver's seat of the regional, which they would eventually win with a 5-1 win over Sam Houston State.

In what many people saw as a rebuilding season in 2011, Van Horn guided the Razorbacks to the program's fourth SEC Western Division championship and to the NCAA Tournament. After posting a 38-20 overall record through the SEC Tournament, the Razorbacks were sent to the NCAA Tempe Regional hosted by Arizona State. After dropping its opening game of the regional, Arkansas rallied to reach the regional championship game before eventually falling to the Sun Devils. Arkansas finished the season with a 40-22 record and closed the season ranked in the top 25 of every major poll with an RPI of 14.

Van Horn led Arkansas to the NCAA Tournament for the ninth consecutive year in 2010. The Razorbacks also reached the Super Regional round in back-to-back years for the first time in program history. On the strength of a 40-18 record after the SEC Tournament, the Razorbacks were selected to host an NCAA Regional for the fifth time in school history. Arkansas advanced to the Super Regionals with a 7-2 victory over Washington State in a winner-take-all regional championship game. In the Super Regionals, the Razorbacks went toe-to-toe with the tournament's top seed, Arizona State, on its home field. Arkansas lost a pair of 12-inning heartbreakers to finish the season with a 43-21 record.

A || DAVE VAN HORN

Van Horn achieved three coaching milestones during the 2010 regular season. The Razorback skipper picked up his 300th win at Arkansas on April 9 in an 8-3 win over Mississippi State. On February 27 in a 10-8 win over Troy, Van Horn earned his 600th win as a Division I head coach. He recorded career win No. 900 on May 21 in a 4-3 victory at Vanderbilt.

For the second time in his Razorback coaching career, Van Horn and his team made the ultimate postseason push and collected the program's sixth trip to Omaha for the 2009 College World Series. Rebounding from a late-season slump, Arkansas advanced to the semifinals of the SEC Baseball Tournament, before earning its eighth-consecutive berth into an NCAA Regional. Supported by their fans, the Razorbacks hit the road and swept their way through the Norman Regional and Tallahassee Super Regional, besting Washington State and national seeds Oklahoma and Florida State along the way. In Omaha, Arkansas won two games and tied for a third-place national finish, equaling the 1985 team for the second-best finish in program history.

The 2009 regular season had its share of highlights, too. The Razorbacks jumped out to an 8-0 start in SEC play for the first time in program history. The club achieved another first when Collegiate Baseball released its April 6 poll with Arkansas ranked No. 1, the first top ranking by any publication in program history. Arizona State was also ranked No. 1 the same week in a different poll and were coming to Fayetteville for a pair of midweek games, marking the first No. 1 vs. No. 1 matchup at Baum Stadium. Arkansas solidified its top billing by knocking off the Sun Devils in both games.

In the finale against Arizona State, the Razorbacks had the support of a then-Baum Stadium-record 11,014 fans. That number is a significant reminder of the traditionally strong attendance figures for the Arkansas baseball team. In 2009, the Razorbacks finished No. 2 in national attendance with an average of 7,906 fans per game.

Hitting was the focal point in some seasons, while pitching dominated in others, but Van Horn knows that to accomplish his ultimate goal it takes a total team effort. In 2007, Arkansas won the Razorbacks' third SEC Western Division title, when they went 18-12 in league play. The Razorbacks were 43-21 overall, hosted their fourth NCAA Regional and finished the season No. 18 in the final Collegiate Baseball rankings.

That team was one of Van Horn's best in terms of individual pitching prospects. Two-time first-team All-American Nick Schmidt was taken by the San Diego Padres in the first round of the MLB Draft (No. 23 overall). Right-handers Jess Todd and Duke Welker were each taken in the second round by St. Louis and Pittsburgh, respectively. Todd also earned second-team All-America honors.

Schmidt's success on the mound was a continuation of his 2006 season, when the lefty was named the SEC Pitcher of the Year by the league coaches. The Razorbacks went 39-21 that season and hosted another NCAA Regional.

A hot start to the 2005 season had the Razorbacks ranked as high as No. 5 nationally as they opened the year 20-2, but a rash of bad luck sidetracked what was shaping up to be a magical year. Despite the setbacks, the Razorbacks did come just a breath away from pulling one of the nation's biggest upsets as it won its first two games at the NCAA Austin Regional. Arkansas would go all the way to the final game of the regional before losing to eventual national champion Texas.

Arkansas' 2004 season was one for the history books as the Razorbacks won 45 games, shared the SEC regular-season title, hosted NCAA Regional and Super Regional games and made its fifth appearance at the College World Series. The following all came true despite the Razorbacks getting picked to finish last in the SEC's Western Division by the league coaches. Along the way, Arkansas won 19 SEC games, swept a weekend series in Baton Rouge against No. 2 LSU and dispatched a tough Florida State team in the Super Regional in two games.

The Razorbacks' sweep of LSU was the first time since 1988 that the Tigers had been swept at home by a conference opponent. The Razorback accomplishments led to a top-10 finish in all four major collegiate baseball polls, including a No. 6 ranking by Baseball America.

Head Coach, Nebraska (1998-2002)

Prior to taking the helm of the Arkansas program on June 21, 2002, Van Horn

enjoyed a very successful five-year run as the head coach at Nebraska. In a short period of time, he built a once-fledgling program into a national powerhouse. Prior to his arrival, the Cornhuskers had made just four postseason appearances in 108 years of baseball history. With their new skipper on the bench, Nebraska went to four NCAA Tournaments and two College World Series.

During his stint with Nebraska, Van Horn amassed a 214-92 (.699) record, won three consecutive Big 12 Tournament titles and earned Nebraska's first regular-season conference title in 51 years. He was twice named the American Baseball Coaches Association's Midwest Region Coach of the Year and posted back-to-back 50-win seasons in 2000 and 2001. In his second season at Nebraska, Van Horn guided his club to its first NCAA Tournament berth in 18 years after it won the Big 12 Tournament, its first title of any kind in nearly 50 years.

Similar to what he has done at Arkansas, Nebraska's players shined with Van Horn at the helm. The Cornhuskers had at least one player named a finalist for national player of the year honors in three seasons, including a pair of Dick Howser Award Finalists.

Seven players were named first-team All-Americans and 26 earned All-Big 12 accolades, including a school-record nine in 2000. The Cornhuskers also excelled in the classroom with 30 Academic All-Big 12 selections (21 first-teamers) and seven players named academic all-district.

Head Coach, Northwestern State (1995-97)

Prior to his move to Nebraska, Van Horn coached three seasons with Northwestern State in Natchitoches, La., his first foray as a head coach at the Division I level. He went 106-65 (.620) in three seasons, winning two Southland Conference regular-season titles (1995 and 1997). Each title also earned him Southland Conference Coach of the Year honors.

Head Coach, Central Missouri State (1994)

Van Horn spent one season at the Division II level as the head coach at Central Missouri State in 1994. Taking the reins of the program with just six weeks of preparation before the season, the Mules got off to a quick start by winning 12 of their first 13 games and eventually put together a 21-game winning streak.

CMSU won the MIAA Conference Championship and the tournament title before eventually dominating at the NCAA Championships to win the school's first national championship. In 2000, Central Missouri honored Van Horn and his 1994 team by inducting them into the Central Missouri State Hall of Fame.

Head Coach, Texarkana Community College (1989-1993)

The storied head coaching career of Van Horn began with a humble start at Texarkana (Texas) Community College. In five seasons with the Bulldogs, Van Horn guided Texarkana to a 214-72 (.748) record. He set records for single-season wins in four of his five seasons, beginning with his first, and guided his 1992 squad to the NJCAA Texas Eastern Conference Championships.

Graduate Assistant, Arkansas (1985-88)

Prior to his first stint as a head coach, Van Horn worked with the man he replaced at Arkansas, DeBriyn, for four seasons as a graduate assistant, assisting the Razorbacks to a pair of College World Series. Arkansas was 184-71-1 (.721) while he was a graduate assistant on DeBriyn's staff, advancing to the NCAA Regionals in each of his four seasons.

Playing Career (1980-84)

Van Horn played two seasons at McLennan (Texas) Community College, earning All-America, Region 5 Player of the Year, all-conference and all-region honors during his time there. A standout defensive third baseman, Van Horn was selected by the Chicago White Sox in the 10th round of the 1981 MLB draft but opted to transfer to Arkansas instead.

In one year with the Hogs, Van Horn earned All-Southwest Conference honors as well as the team's Most Valuable Player and SWC Newcomer of the Year accolades. Following his junior year, the Atlanta Braves selected Van Horn in the 10th round of the 1982 MLB Draft. Van Horn spent three seasons in the Braves organization before returning to Fayetteville to begin his coaching career.

Personal

Van Horn is married to the former Karen Lee. The couple has two daughters, Hollan and Mariel.

THE DAVE VAN HORN FILE

PERSONAL

Born: Sept. 17, 1960

Hometown: Kansas City, Mo.

Alma Mater: Arkansas (1988)

Master's of Science: East Texas State University (1992)

Wife: Karen

Daughters: Hollan, Mariel

Named Head Coach at Arkansas: June 21, 2002

COACHING HISTORY

2003-Present	Arkansas (Head Coach)
1998-2002	Nebraska (Head Coach)
1995-1997	Northwestern State (Head Coach)
1994	Central Missouri State (Head Coach)
1989-1993	Texarkana Community College (Head Coach)
1985-1988	Arkansas (Graduate Assistant)

PLAYING HISTORY

1982-1984	Atlanta Braves Organization
1982	MLB Draft: 10th Round (Atlanta Braves)
1982	Arkansas
1981	MLB Draft: 10th Round (Chicago White Sox)
1980-1981	McLennan Community College

HEAD COACH BY THE NUMBERS

1,335-642 (33 years)	Overall Record as Head Coach
1,121-570 (28 years)	Overall Four-Year College Record
1,070-559 (27 years)	Overall D1 Record
750-402 (19 years)	Record at Arkansas
214-92 (5 years)	Record at Nebraska
106-65 (3 years)	Record at Northwestern State
51-11 (1 year)	Record at Central Missouri State
214-72 (5 years)	Record at Texarkana Community College

COACHING HONORS

2021	SEC Coach of the Year
2004	SEC Coach of the Year
2001	Baseball America National Coach of the Year
2001	BIG 12 Coach of the Year
2001	ABCA Midwest Region Coach of the Year
2000	ABCA Midwest Region Coach of the Year
1997	Southland Coach of the Year
1995	Southland Coach of the Year
1994	NCAA Division II Coach of the Year
1994	ABCA Central Region Coach of the Year

HALL OF FAME

2019	Arkansas Sports Hall of Fame
2013	Winnemka High School Hall of Fame
2012	Ban Johnson League Hall of Fame
2001	Central Missouri State Hall of Fame



VAN HORN'S CAREER NUMBERS

Year	School	Record	Pct.	Conf.	Place	Tourn.	NCAA
1989	Texarkana CC	39-18	.684	NA	NA	NA	--
1990	Texarkana CC	44-14	.759	NA	NA	NA	--
1991	Texarkana CC	45-12	.789	NA	NA	NA	--
1992	Texarkana CC	48-10	.827	NA	1st	NA	--
1993	Texarkana CC	38-18	.678	NA	NA	NA	--
	<i>Totals</i>	<i>214-72</i>	<i>.748</i>	--	--	--	--
1994	Central Missouri St.	51-11	.823	15-1	1st (Div.)	1st (4-1)	NCAA DII Champs
	<i>Totals</i>	<i>51-11</i>	<i>.823</i>	<i>15-1</i>	--	<i>1 (4-1)</i>	--
1995	Northwestern St.	37-15	.711	19-5	1st	DNP (0-2)	--
1996	Northwestern St.	34-27	.557	14-16	2nd (Div.)	2nd (3-2)	--
1997	Northwestern St.	35-23	.603	19-9	1st	DNP (0-2)	--
	<i>Totals</i>	<i>106-65</i>	<i>.620</i>	<i>52-30</i>	--	<i>3 (3-6)</i>	--
1998	Nebraska	24-20	.545	10-13	7th	DNQ	DNQ
1999	Nebraska	42-18	.700	16-9	5th	1st (4-0)	NCAA (1-2)
2000	Nebraska	51-17	.750	21-9	2nd	1st (5-1)	NCAA (4-2)
2001	Nebraska	50-16	.758	20-8	1st	1st (4-0)	CWS (5-2)
2002	Nebraska	47-21	.691	16-11	2nd	2nd (3-1)	CWS (5-3)
	<i>Totals</i>	<i>214-92</i>	<i>.699</i>	<i>67-39</i>	--	<i>4 (16-2)</i>	<i>4 (15-9)</i>
2003	Arkansas	35-22	.612	14-16	6th West	T-7th (0-2)	NCAA (1-2)
2004	Arkansas	45-24	.652	19-11	T-1st Overall	4th (2-2)	CWS (6-3)
2005	Arkansas	39-22	.636	13-17	T-5th West	T-7th (0-2)	NCAA (2-2)
2006	Arkansas	39-21	.650	18-12	2nd West	T-7th (0-2)	NCAA (1-2)
2007	Arkansas	43-21	.672	18-12	1st West	2nd (3-1)	NCAA (2-2)
2008	Arkansas	34-24	.586	14-15	4th West	DNQ	NCAA (0-2)
2009	Arkansas	41-24	.631	14-15	4th West	4th (2-2)	CWS (7-2)
2010	Arkansas	43-21	.672	18-12	2nd West	T-7th (0-2)	NCAA (3-3)
2011	Arkansas	40-22	.645	15-15	1st West	T-3rd (2-2)	NCAA (2-2)
2012	Arkansas	46-22	.676	16-14	T-2nd West	T-9th (0-2)	CWS (7-3)
2013	Arkansas	39-22	.639	18-11	2nd West	T-3rd (2-1)	NCAA (2-2)
2014	Arkansas	40-25	.615	16-14	4th West	T-3rd (3-2)	NCAA (2-2)
2015	Arkansas	40-25	.615	17-12	3rd West	T-5th (2-2)	CWS (5-3)
2016	Arkansas	26-29	.473	7-23	7th West	DNQ	DNQ
2017	Arkansas	45-19	.703	18-11	2nd West	2nd (3-2)	NCAA (3-2)
2018	Arkansas	48-21	.696	18-12	T-1st West	T-3rd (2-1)	CWS Runner-Up (9-3)
2019	Arkansas	46-20	.697	20-10	T-1st West	T-5th (1-2)	CWS (5-3)
2020	Arkansas	11-5	.688	0-0	--	--	--
2021	Arkansas	50-13	.794	22-8	1st Overall	1st (4-0)	NCAA (4-3)
	<i>Totals</i>	<i>750-402</i>	<i>.651</i>	<i>295-240</i>	--	<i>16 (26-27)</i>	<i>17 (61-41)</i>
<i>Career Totals</i>		<i>1,335-642</i>	<i>.675</i>	<i>429-310</i>	--	<i>49-36 (.576)</i>	<i>76-50 (.603)</i>



NATE THOMPSON

Assistant Coach • Recruiting Coordinator

2 College World Series

5 NCAA Super Regionals • 6 NCAA Regionals

30

Nate Thompson enters his fifth season as the hitting coach and recruiting coordinator for the Arkansas baseball program in 2022.

Thompson, the Razorbacks' hitting coach, has helped develop numerous All-America and All-SEC honorees as well as 12 MLB draft selections since joining the program ahead of the 2018 campaign. Under Thompson's guidance, outfielder Heston Kjerstad, selected by the Baltimore Orioles with the second overall pick in the 2020 MLB Draft, became Arkansas' highest draftee since infielder Jeff King was taken first overall by the Pittsburgh Pirates in 1986.

Arkansas has displayed jaw-dropping power since Thompson began working with the hitters, posting three of the top-five school records for home runs in a season under his watch. Armed with one of the most explosive lineups in the country, Thompson oversaw a Razorback offense that slugged a program-record and nation-leading 109 home runs during the historic 50-win season in 2021.

In 2021, Thompson helped Arkansas win its first SEC overall title since 2004 and its first outright SEC crown since 1999. The Razorbacks became only the second team since the SEC expanded to 30 games to win all 10 of their conference series. Arkansas capped its regular-season SEC championship with the program's first SEC Tournament championship, becoming only the third SEC team since league play expanded in 2012 to win both the regular season and tournament championship in the same season.

Six Razorbacks swatted 10 or more homers during the 2021 campaign, led by infielder Robert Moore's team-high 16 blasts. With Thompson's guidance, Moore became the first Razorback in program history to earn freshman All-America status in multiple seasons. The switch-hitter, who was eligible as a sophomore due to the shortened 2020 season, was named a freshman All-American by Baseball America in 2021 after earning the distinction from Collegiate Baseball Newspaper in 2020.

Infielder Brady Slavens, meanwhile, drove in a team-leading 63 runs during the 2021 campaign, finishing the year as one of three Razorback hitters with 50 or more RBI. Outfielder Christian Franklin, who was selected by the Chicago Cubs in the fourth round of the 2021 MLB Draft, chipped in with 13 home runs and 54 RBI. The trio's offensive output helped Arkansas top the SEC in five categories: on-base percentage (.387), runs scored (483), homers (109), walks (360), sacrifice flies (36).

During the pandemic-shortened 2020 season, the Arkansas bats posted a .310 batting average through 16 games. The Razorbacks racked up 118 runs on 175 hits with 33 doubles and 21 homers, which was an increase in hits (166), doubles (32) and home runs (17) through the first 16 games of 2019. Thompson had arguably the best hitter in collegiate baseball in 2020 in Kjerstad, who led the team in seven offensive categories while also leading the SEC in hits (30), total bases (53) and slugging percentage (.791), finishing second in batting average (.448).

Kjerstad was recognized as the conference's best hitter by D1Baseball following the shortened season after entering the year as a unanimous first-team preseason All-American and a member of the USA Baseball Golden Spikes Award Preseason Watch List.

Thompson's hitters in 2019, his second year with the program, ranked 17th in the nation in scoring, averaging 7.4 runs per game and totaling 491 runs scored, good for ninth in the NCAA. The Hogs also ranked in the top 10 in four other offensive categories: hits (679), doubles (142), homers (88), slugging percentage (.489).

Arkansas had five starters hit above the team average, with designated hitter Matt Goodheart leading the way with a .345 clip with 70 hits. Four Hogs recorded 80+ hits, led by Kjerstad's 87 hits, including a team-high 17 home runs. Six of Thompson's hitters landed on All-SEC teams, with infielder Jack Kenley earning third-team All-America recognition from D1Baseball following the season.

The Razorback bats helped propel Arkansas to its second consecutive share of the SEC West behind a 20-10 conference record. The Hogs earned the No. 5 national seed for their postseason run, which featured a clean sweep in the NCAA Fayetteville Regional and two wins over SEC foe Ole Miss in the NCAA Fayetteville Super Regional. Arkansas' season culminated with a trip to Omaha, the program's 10th overall trip to the College World Series.

Thompson's first year with the Razorbacks in 2018 was nothing short of extraordinary as he guided one of the best lineups in the nation to a national runner-up finish at the College World Series. Led by freshman All-Americans Kjerstad and infielder Casey Martin, Arkansas hit .296, its best for a season since 2010, and hit a then-school record 98 home runs. The home runs tied for third most in the nation as five different Razorbacks notched 10 or more long balls during the season.

As a team, Arkansas ranked in the top 25 in the country in sacrifice hits (42, 2nd), home runs (98, 3rd), hits (695, 4th), runs scored (482, 8th), walks (324, 12th), slugging percentage (.475, 13th), batting average (.296, 23rd) and runs per game (7.0, 23rd). The runs, RBI and walks were Arkansas' best since 2000. In conference play, the Hogs topped the SEC in batting average (.302), on-base percentage (.380), slugging (.486), hits (310), home runs (45), total bases (499) and sacrifice flies (19).

As for Martin and Kjerstad, the duo combined for a .339 batting average, 27 home runs and 107 RBI, leading all freshman duos in the SEC. Martin paced the Razorbacks with a .345 batting average, while Kjerstad led the team in home runs (14) and RBI (58). Those home runs also led all freshmen in the SEC. Outfielder Dominic Fletcher also turned in a strong sophomore season under Thompson's tutelage, recording a .288 batting average with 10 home runs and 49 RBI to become the first Razorback with 10 or more home runs in his first two years since infielder Rodney Nye in 1998.

Fletcher went on to play for the USA Baseball Collegiate National Team during the summer of 2018. Fletcher is one of five Razorback hitters to don the Red, White and Blue since Thompson arrived in Fayetteville. Kjerstad, Martin and catcher Casey Opitz suited up for the squad in 2019, while Moore played for the team in 2021.

Thompson arrived at Arkansas after spending three seasons at Missouri State. In 2017, his final season at MSU, Thompson helped the program reach the NCAA Super Regionals and win a Missouri Valley Conference championship. The Bears' offense hit .274 as a team with 80 home runs for the second straight year. With Thompson on staff, Missouri State hit .270 or better in each of his three seasons and averaged just under seven runs per game. In his three years in Springfield, Thompson helped the Bears average a slash line of .287/.391/.453, breaking the school record for walks in 2015 (317) and again in 2017 (351).

Thompson was a key reason for the emergence of All-American infielder Jake Burger, who was taken 11th overall by the Chicago White Sox in the 2017 MLB Draft and was the first player in Missouri State history to be selected in the first round. As a junior, Burger led the Bears offensively, hitting .328 with 22 home runs, 65 RBI and a .648 slugging percentage. Burger was named a semifinalist for the Dick Howser Trophy and Golden Spikes Award for the second straight year.

Burger finished his career at MSU with 47 home runs and 241 hits, 11th most in the school's history. In 2017, he was named a first-team All-American for the third consecutive season, becoming only the second player in MSU history to do so.

Infielder Jeremy Eierman, another pupil of Thompson, put together his own All-American season in 2017, being named a first-team All-American by Perfect Game/Rawlings as a shortstop. He hit .313 with 23 home runs and a team-leading 68 RBI. His home runs were good for fifth nationally as he and Burger formed the nation's top home run hitting duo with 45 combined. Eierman went on to get selected in the 2018 MLB Draft by the Oakland Athletics in the supplemental second round.



In 2016, the Bears blossomed at the plate under the tutelage of Thompson with an MVC-best .299 team batting mark, their top single-season average since 2009. MSU led the Valley in nearly every major offensive statistical category, including slugging (.500), on-base percentage (.391), runs scored (440), RBI (412), doubles (121), triples (26), home runs (80) and total bases (1027). The Bears' 80 long balls ranked as the sixth-best total in club history, led by NCAA Division I home run leader Spencer Johnson (24), who earned All-America honors with Burger (21) after ranking No. 1 and No. 2 in the nation, respectively.

During the 2015 season, Thompson's first at Missouri State, Burger became just the third Bear rookie, along with Mark Bailey (1980) and Bob Blakley (1974), in the 52-year history of the program to be selected for an All-America team (other than an all-freshman squad). Three different position players signed professional contracts at the conclusion of Thompson's first season with the Bears, including MVC Defensive Player of the Year Joey Hawkins and all-MVC performer Dylan Becker, who signed with the St. Louis Cardinals, as well as first-team all-conference pick Tate Matheny, who agreed to terms with the Boston Red Sox after being selected in the fourth round of the MLB Draft.

Johnson joined the group last year, signing with the Houston Astros after being selected in the 16th round of the 2016 MLB Draft. With Burger being drafted in 2017 and Eierman in 2018, Thompson has been responsible for the three highest draft picks in Missouri State history. Eierman and Burger, as well as Matheny, also each played for the USA Baseball Collegiate National Team during their time at MSU.

Additionally, Thompson's first full year with MSU produced one of the top recruiting classes in program history. Anchored by a home-grown crop of standouts that included nine players rated among the top 31 high school recruits in the state of Missouri by either Perfect Game USA or Prep Baseball Report, the Bears' 2015 recruiting class was ranked 35th in the nation by Collegiate Baseball. In 2016, Thompson was named the best recruiter in the Missouri Valley Conference by D1Baseball.com.

Thompson joined the Bears staff in July 2014 as MSU's lead hitting instructor and recruiting coordinator. An assistant coach at Hutchinson (Kan.) Community College for four years, Thompson filled the vacancy left by the retirement of Brent Thomas after 32 years of continuous service on the Bears' staff.

Thompson served as Hutchinson's primary hitting coach from 2011 through the 2014 season, over which time he helped lead the Blue Dragons to a pair of KJCCC West regular-season titles and two of the top five win totals in program history. Hutchinson broke 17 team or individual school records during a 43-17 campaign that saw it rank among the NJCAA's top 20 nationally in 14 offensive statistical categories.

In 2014 alone, Thompson helped mentor outfielder Matt Jones, a 25th round selection of the Los Angeles Dodgers in the 2014 MLB Draft, Jayhawk West Most Valuable Player Jake Schleppenbach and national pitcher of the year Kyle Simonds, who became the first player in Hutchinson history to earn first-team All-America recognition.

Over his four-year stint as an assistant coach in Hutchinson, Thompson helped steer a program that averaged 35 wins per season while posting a .613 winning percentage and producing 23 All-Jayhawk West Division selections, eight of which went on to earn NJCAA All-Region VI honors. In 2012, the Blue Dragons logged a 40-17 ledger, including a Jayhawk West Division crown with a 23-9 conference mark. Led by second-team All-American Tanner Lubach, seven Blue Dragons earned all-conference honors that season, with four players signing to continue their careers at the Division I level.

Thompson spent three seasons at Nebraska as the Cornhuskers' volunteer assistant prior to his arrival in Hutchinson. In that capacity, he instructed the Husker outfielders and assisted with the infield group, playing key roles in the development of 2008 All-Big 12 performers and MLB draftees Jake Opitz (12th round, Cubs) and Mitch Abeita (19th round, Yankees), as well as future MLB player Cody Asche, who helped Nebraska log an impressive 41-16-1 campaign and earn the right to host an NCAA Regional in Lincoln.

Following the completion of his own collegiate playing career at Dallas Baptist, Thompson began his coaching career as a student assistant with the Patriots. A two-year letterwinner in the DBU outfield, Thompson helped the Patriots claim the 2004 NCCAA national championship after turning in a standout two-year career at Garden City (Kan.) Community College. He was a key figure on the Busters' 2003 Jayhawk West Division championship team, earning NJCAA Distinguished Academic All-America honors.

During the 2006 season, Thompson aided a Dallas Baptist coaching staff that included current Patriots head coach Dan Heefner, working with the DBU outfielders while assisting with hitting instruction and the implementation of the club's strength and conditioning program. The Patriots recorded a .329 team batting mark en route to a 33-23 season and saw a school-record seven players taken in the MLB Draft. From there, Thompson moved into a graduate assistant role at Fort Hays (Kan.) State, where he served as the Tigers' primary hitting and outfield coach during the 2007 campaign. A pair of Tigers earned ABCA All-Central Region recognition under Thompson's tutelage as Fort Hays State finished with a 33-20 overall record.

Additionally, Thompson gained experience during the summer of 2007 as an assistant coach with the Mat-Su Miners of the Alaska Baseball League, where he was nominated for the league's assistant of the year honor. Thompson also served as director of Nebraska's summer baseball camps from 2008-10, overseeing program development and personnel while assisting with the instruction and skill development phases of the camps.

A native of Goodland, Kan., Thompson graduated cum laude with his bachelor's degree in kinesiology from Dallas Baptist in 2006 and earned a master's degree in sports administration at Fort Hays State in 2008. He married the former Anna Schardt in 2009, and the couple has three daughters, Nevaeh, Natalie and Nora.

PERSONAL

Born: Nov. 11, 1982
Alma Mater: Dallas Baptist (2006)
Wife: Anna
Children: Nevaeh, Natalie, Nora

COACHING HISTORY

2018-Present	Arkansas (Assistant Coach/Recruiting Coordinator)
2015-17	Missouri State (Assistant Coach)
2011-2014	Hutchinson (Kan.) Community College (Assistant Coach)
2008-2010	Nebraska (Volunteer Assistant Coach)
Summer 2007	Mat-Su Miners (Assistant Coach)
2007	Fort Hays State (Graduate Assistant)
2006	Dallas Baptist (Student Assistant)

PLAYING HISTORY

2004-2005	Dallas Baptist
2002-2003	Garden City (Kan.) Community College



MATT HOBBS

Assistant Coach • Pitching Coach

1 College World Series

3 NCAA Super Regionals • 5 NCAA Regionals

47

Matt Hobbs enters his fourth season as the pitching coach for the Arkansas baseball program in 2022.

Hobbs has helped develop numerous All-America and All-SEC honorees as well as 11 MLB draft selections since joining the Razorbacks as an assistant coach ahead of the 2019 campaign. Under Hobbs' tutelage, pitcher Kevin Kopps emerged as the best college baseball player in the country in 2021, winning both the Golden Spikes Award and Dick Howser Trophy in 2021.

Arkansas has struck out opposing hitters at a record clip since Hobbs began working with the pitchers, posting two of the top-five school records for strikeouts in a season under his watch. With a stable of arms that featured Kopps, who was selected by the San Diego Padres in the third round of the 2021 MLB Draft, and five more MLB draftees, Hobbs oversaw a Razorback pitching staff that totaled a program-record 657 strikeouts during the historic 50-win season in 2021.

In 2021, Hobbs helped Arkansas win its first SEC overall title since 2004 and its first outright SEC crown since 1999. The Razorbacks became only the second team since the SEC expanded to 30 games to win all 10 of their conference series. Arkansas capped its regular-season SEC championship with the program's first SEC Tournament championship, becoming only the third SEC team since league play expanded in 2012 to win both the regular season and tournament championship in the same season.

Kopps, who became the second Arkansas player in school history to win the Golden Spikes Award and Dick Howser Trophy, posted a 12-1 record with 11 saves, logging a school-record 0.90 ERA during the year. The right-hander struck out 131, the third-most total in program history, and walked just 18 while allowing only nine earned runs all season. Kopps was named SEC Pitcher of the Year and won nearly every single major award in the sport, including national player of the year praise from D1Baseball, Collegiate Baseball Newspaper and the College Baseball Foundation.

Hobbs also oversaw Patrick Wicklander's emergence as the Razorbacks' Friday night starter during the 2021 season. The left-hander made 13 starts and posted a 7-1 record with a 2.09 ERA, the second-lowest earned run average among all SEC pitchers. Wicklander, who earned All-SEC Second Team honors at the year's end, was drafted by the Tampa Bay Rays in the eighth round of the 2021 MLB Draft.

Kopps and Wicklander were two of six Razorback pitchers selected in the 2021 MLB Draft as Ryan Costeu (Chicago Cubs, 8th round), Lael Lockhart (Los Angeles Dodgers, 10th round), Caden Monke (Kansas City Royals, 14th round) and Elijah Trest (Colorado Rockies, 19th round) also heard their names called. Arkansas' six pitchers taken, including four in the draft's first 10 rounds, was the most the program had ever had selected in the first 20 rounds of the MLB draft.

For Arkansas, it was the second time in program history that it had four pitchers selected in the draft's first 10 rounds. The Razorbacks also achieved the feat in 2019, Hobbs' first year as pitching coach, when pitchers Isaiah Campbell (Seattle Mariners, CBB), Matt Cronin (Washington Nationals, 4th round), Jacob Kostyshock (Colorado Rockies, 8th round) and Cody Scroggins (Boston Red Sox, 9th round) all went in the first 10 rounds of the 2019 MLB Draft.

Despite the pandemic-shortened 2020 season, Hobbs' pitchers were impressive over the first 16 games of the year. The Hogs put together a 3.68 ERA and an 11-5 record with three saves and one shutout. Arkansas racked up 143 strikeouts in 142.0 innings as seven pitchers tallied double-digit strikeout totals, with right-hander Connor Noland leading the way with 19.

Noland went 2-0 with a 2.00 ERA over three starts to lead Arkansas' starting pitching. Pitcher Zebulon Vermillion was electric out of the bullpen, striking out 12 with only four hits allowed, all singles, in five outings, winning one game and picking up a save in another.

Hobbs helped craft the Razorback pitching staff into one of the top groups in the country in his first year on the job in 2019, led by pitcher Isaiah Campbell. The Razorbacks' Friday night starter, Campbell put together a 12-1 season and recorded a 2.13 ERA over 118.1 innings, striking out 125 in 18 starts. He was named a consensus All-American for his performance in 2019, earning a first-team nod from the ABCA and second-team honors from five other outlets.

Arkansas' pitching staff was bookended by Matt Cronin, who played the role of closer and posted 12 saves and a 1-0 record in 25 appearances. He recorded 42 strikeouts over 29.0 innings pitched for a team-best 1.86 ERA. Opponents hit just .165 against Cronin as he racked up five All-America awards, including second-team honors from Baseball America.

A majority of Arkansas' game two and three starts came from a pair of freshmen in Noland and Wicklander, as the duo combined to start 34 games and appear in 42. The two totaled nine wins and 145 strikeouts, putting together a pair of low 4.00 ERAs as Noland picked up freshman All-America honors from Perfect Game.

The Razorback arms helped propel Arkansas to its second consecutive share of the SEC West behind a 20-10 conference record. The Hogs earned a No. 5 national seed for their postseason run, which featured a clean sweep in the NCAA Fayetteville Regionals and two wins over SEC foe Ole Miss in the NCAA Fayetteville Super Regional. Arkansas' season culminated with a trip to Omaha, the program's 10th overall trip to the College World Series.

Four of Arkansas' pitchers were taken in the 2019 MLB Draft, with Campbell getting selected in the second round by the Mariners. Cronin, Kostyshock and Scroggins were all drafted in the first 10 rounds and signed to pro squads following the 2019 season.

Before Arkansas, Hobbs spent four years at Wake Forest. During his time in Winston-Salem, 12 Demon Deacon pitchers were drafted or signed free-agent contracts in four years (2014-18), including four each following the 2016 and 2017 seasons and three after the 2018 season. In his coaching career, 33 student-athletes have either been drafted or signed pro contracts, including 29 who were undrafted heading into college.

Hobbs has coached eight players that have been drafted in the first 10 rounds, including 2018 first-round pick Griffin Roberts, and has helped develop a total of seven big leaguers: Rob Zastryzny, Guido Knudson, Matt Stites, Dylan Axelrod, Jeff Stevens, Chuckie Fick and Tanner Scheppers and Kyle Zimmer.

In each of his first three years in Winston-Salem, the Demon Deacons improved in ERA (5.73 to 5.24 to 4.11), strikeouts (364 to 435 to a program-record 559), walks per nine (5.03 to 4.35 to 3.83) and opponent batting average (.281 to .280 to .247).

The 2018 Deacon pitching staff set a new program record for strikeouts per nine innings, fanning more than one batter per inning. The Demon Deacons also significantly improved their win totals the first three years under Hobbs, from 27 to 35 to 43, winning the 2017 NCAA Winston-Salem Regional and falling a game short of the College World Series at the Gainesville Super Regional.

The pitching staff excelled down the stretch in 2017, recording a 3.81 ERA, .240 opponent batting average and more than a strikeout per inning against the likes of Florida, West Virginia and UMBC in the NCAA Tournament.

Hobbs oversaw Parker Dunshee's development as he became a two-time all-conference starting pitcher, seventh-round draft pick and Wake Forest's all-time strikeout record holder. Fellow pitchers Donnie Sellers (11th round), Connor Johnstone (21st round) and Griffin Roberts (29th round - did not sign) were also drafted for the first time in their careers, as Johnstone and Roberts also earned All-ACC honors. Roberts was drafted No. 43 overall the following year, while Rayne Supple (13th round) and Chris Farish (free agent signee) also started their pro careers in 2018.

Before coming to Wake Forest, Hobbs spent four years as the pitching coach at Missouri, which is also his alma mater. During his four years in Columbia, Hobbs had seven of his pitchers drafted in three seasons and guided four players to all-conference honors.

In 2013, Missouri's first year in the SEC, Hobbs helped mentor Zastryzny, who was selected with the second pick of the second round in the draft. Hobbs also helped guide pitcher Keaton Steele to All-SEC First Team honors as Steele was the only player in the nation to lead his team in wins and saves.

The pitching staff in 2013, despite being made up of eight newcomers, ranked among the best in recent Mizzou history with a 3.87 ERA in 50 games. That was the best team mark by a Tiger team since 2006. His three regular starters all had ERAs 3.80 or lower and his staff allowed just 152 walks, which was third in the league.

In 2012, he mentored starter Zastryzny to honorable mention All-Big 12 honors and closer Dusty Ross to a spot on the All-Big 12 Second Team. In 2011, three of his pitchers were selected in the MLB Draft, and he coached All-Big 12 Freshman Team honoree Zastryzny and All-Big 12 honorable mention Phil McCormick.

Hobbs spent the 2010 season as the pitching coach at the University of San Francisco, where his staff ranked fourth in the West Coast Conference in ERA and was second in the league in fewest walks per nine innings. Hobbs turned Kyle Zimmer from a third baseman into a pitcher.

Hobbs' tutelage and foresight paid off for Zimmer, who was drafted fifth overall by the Kansas City Royals in the 2012 MLB Draft.

Before USF, Hobbs spent three years as the associate head coach, pitching coach and recruiting coordinator at UC-San Diego. The Tritons made a trip to the Division II College World Series in 2009. They finished that year ranked No. 3 after claiming the school's first ever Regional Championship.

Under Hobbs, UCSD's pitching staff allowed the fewest number of walks per nine innings in D-II in 2009 and ranked 12th nationally with a 3.73 ERA.

Prior to his stint at UC-San Diego, Hobbs spent two seasons as the pitching coach at Santa Barbara City College. In 2006, Hobbs' staff allowed the fewest walks in the Western State Conference, while the 2005 squad led the WSC with a 2.27 ERA. During the summers, Hobbs was the pitching coach for Foresters Baseball, which won the National Baseball Congress World Series in 2006 after finishing runner-up in 2005. Hobbs also served one season as an assistant coach at Chapman University, where he worked with the pitchers and catchers.

Hobbs pitched at Missouri from 1999-2002, where he won 13 games and struck out 125 batters. Hobbs was drafted twice, first by the San Diego Padres in 2001 and then by the Kansas City Royals in 2002.

Hobbs and his wife, Marta, have two daughters, Addison and Taylor, and a son, Will.

PERSONAL

Born: March 2, 1980

Alma Mater: Missouri (2002)

Wife: Marta

Children: Addison, Taylor, Will

COACHING HISTORY

2019-Present	Arkansas (Pitching Coach)
2015-18	Wake Forest (Pitching Coach)
2011-14	Missouri (Pitching Coach)
2010	University of San Francisco (Pitching Coach)
2008-09	UC-San Diego (Associate Head Coach)
2006-07	Santa Barbara City College (Pitching Coach)
2005	Chapman University (Pitching Coach)

PLAYING HISTORY

2002	MLB Draft: 50th Round (Kansas City Royals)
2001	MLB Draft: 30th Round (San Diego Padres)
1999-2002	Missouri





CLAY GOODWIN

Director of Baseball Operations
14th Season • Arkansas (2005)

Clay Goodwin enters his 14th season as director of baseball operations for the Arkansas baseball program in 2022.

In his capacity as the director of baseball operations, Goodwin coordinates many of the behind-the-scenes aspects of the Razorback baseball program as he works in conjunction with the Arkansas coaching staff.

Prior to his appointment as director of operations, Goodwin spent the 2006 season as the Razorbacks' fifth-year student assistant coach. He assisted the Arkansas coaching staff with practices, day-to-day administrative duties and game day activities. He served as a graduate manager for Arkansas during the 2007 season.

Goodwin was an outstanding player for the Razorbacks over four seasons, and his name is littered throughout the Arkansas record book. An excellent defensive third baseman, he was also known to have an effective bat as he finished his career with a .297 average, 49 doubles, 12 home runs and 127 RBI.

At the conclusion of his four years, he ranked eighth in career at bats (750), tied for ninth in career hits (223) and tied for fifth in career singles (157). Goodwin appeared in 202 games as a Razorback, making 193 starts.

Goodwin graduated from Arkansas in May of 2005 with a degree in kinesiology. He completed his master's degree in the fall of 2006 at Arkansas in workforce development.

Goodwin is married to the former Jill Johnson. They have a daughter, Caroline, and a son, Gage.



BOBBY WERNES

Volunteer Assistant Coach
2nd Season • Arkansas (2018)

6

Bobby Wernes, who played two years for the Razorbacks under head coach Dave Van Horn, enters his second season on the Arkansas baseball staff in 2022. He joined the program as the volunteer assistant coach in 2020.

Wernes works directly with Nate Thompson and the Razorback hitters, while also overseeing the catchers and assisting Van Horn with the infielders.

In 2021, Wernes helped Arkansas win its first SEC overall title since 2004 and its first outright SEC crown since 1999. The Razorbacks became only the second team since the SEC expanded to 30 games to win all 10 of their conference series. Arkansas capped its regular-season SEC championship with the program's first SEC Tournament championship, becoming only the third SEC team since league play expanded in 2012 to win both the regular season and tournament championship in the same season.

Wernes joined the Arkansas staff after spending two years coaching in the Philadelphia Phillies' organization with the Gulf Coast League Phillies West. In 2019, he served as the team's hitting coach, helping the club to a 33-15 record and a first-place finish in the North Division. Under his guidance, the Phillies West squad led the GCL in team batting average and was second among the 18 teams in slugging percentage, averaging 5.13 runs per game.

Wernes was promoted to manager of the Phillies West in 2020 and was slated to be one of the youngest managers in professional baseball before the minor league season was canceled due to the COVID-19 pandemic.

Wernes played two years for the Razorbacks from 2014-15 at third base, including Arkansas' 2015 College World Series squad. He was drafted in the 30th round of the 2015 MLB Draft by the Houston Astros and played four years of pro ball, two in the Astros organization and two in the Colorado Rockies' system, reaching Double-A Hartford in 2018.

He appeared in 121 games over his two years as a Hog, racking up 103 hits, 45 RBI and 68 runs scored. He started 55 of 56 games in 2014 as a sophomore and registered 10 multi-hit games, including a double, 18 RBI and 18 runs scored.

He played in all 65 games for the Razorbacks in 2015, hitting .279 with seven doubles, five homers and a team-high six triples. Wernes was also named to the SEC All-Defensive Team and played an integral part in the Arkansas' eighth overall College World Series berth.

Bobby is married to his wife, Kristina, who is an Arkansas graduate in biomedical engineering.



ZACH BARR

Director of Video & Scouting
5th Season • Arkansas (2017)

Zach Barr enters his fifth season as director of video and scouting for the Arkansas baseball program in 2022.

His duties include studying video of games and practices with the team as well as scouting opponents during the season.

Barr is a former player under head coach Dave Van Horn after transferring to Arkansas from UCA prior to the 2014 season. In his two years at UCA, he pitched in 22 games and had a 3-0 record with a 2.56 ERA and 31 strikeouts.

A native of White Hall, Ark., Barr earned all-state and all-conference honors twice in his high school career and played in the AAA All-Star Game and Central Arkansas All-Star Game.



BLAINE KINSLEY

Strength & Conditioning Coach
5th Season • Lenoir-Rhyne (2010)

With experience at both the collegiate and professional level, Blaine Kinsley enters his fifth season as the head strength and conditioning coach for the Arkansas baseball program in 2022.

Kinsley, who joined the Razorbacks in the summer of 2017, spent nine months working as the head strength and conditioning coach for the Springfield Cardinals, the St. Louis Cardinals' Double-A affiliate, before his arrival at Arkansas. He also worked at the Cardinals' spring training site in Jupiter, Fla.

Prior to the Cardinals, Kinsley was the assistant strength and conditioning coach at East Carolina, working primarily with the baseball, soccer and men's tennis teams. He also assisted with the football program that was the Conference USA Eastern Division co-champion in 2011 and 2012.

Kinsley's baseball teams at ECU advanced to the NCAA Regionals in 2014 and 2016, advancing to the Super Regionals in 2016. He also coached 25 major leaguers in their offseason, including Mike Wright, Shawn Armstrong and Chris Heston.


Before ECU, he spent 16 months working in the Chicago Cubs' organization as the head strength coach for the Peoria Chiefs, the Cubs' Low Class A affiliate. While in Peoria, Ill., he was responsible for implementing the strength and conditioning program and injury prevention program, which earned him 2012 Midwest League Strength Coach of the Year honors.

Prior to his time in the Cubs' organization, Kinsley interned at Hendricks Motor Sports where he was responsible for assisting with workouts for the pit crews of Jimmie Johnson and Dale Earnhardt Jr. in the summer of 2010.

Kinsley is certified by the National Strength and Conditioning Association, having earned CSCS and RSCC certifications with distinction from the organization. He also serves on the NSCA state advisory board for Arkansas and the NSCA national baseball special interest group.

A native of Greenville, N.C., Kinsley earned his bachelor's degree in sports management with a minor in health and exercise science from Lenoir-Rhyne, where he was a four-year letterwinner in baseball and two-year letterman in football for the Bears. He also has his master's degree in physical education from Arkansas and is pursuing his PhD in health, human performance and recreation.

He is married to Emily Hartley. They have two children, Hartley and Eli.



COREY WOOD

Athletic Trainer
11th Season • East Carolina (2008)

Corey Wood enters his 11th season as athletic trainer for the Arkansas baseball program in 2022.

Wood joined Razorbacks as part of the athletic training staff in June 2011. He spent the previous two years working at Wichita State as a graduate assistant trainer.

While working with WSU's baseball team, he was responsible for the Shockers' day-to-day injury prevention and rehabilitation. Wood also served as the host athletic trainer for the 2011 Missouri Valley Conference baseball tournament and was an intern for the WSU strength and conditioning staff for a year.

Prior to WSU, Wood worked as an intern with the Cleveland Indians through their spring training in 2009. He also directed the aquatic therapy sessions as well as oversaw the strength activities of the year.

Wood earned his bachelor's degree from East Carolina in May of 2008 and his master's degree in May of 2011 from Wichita State.

A || SUPPORT STAFF



CULLEN SMITH

Student Assistant Coach
1st Season

14

Cullen Smith enters his first season as the student assistant coach for the Arkansas baseball program in 2022.

Smith played one season with the Razorbacks, appearing in 51 games with 49 starts (39 at third base, nine at first base, one at second base). The Nashville, Tenn., native slashed .263/.395/.519 with 11 home runs and 35 runs batted in during the 2021 campaign, helping Arkansas win 50 games for the fourth time in program history and capture both the SEC regular season and tournament titles for the first time.

Smith earned a redshirt in 2020 after transferring to Arkansas from East Tennessee State, where he spent the first three years of his collegiate career. He earned All-Southern Conference honors during all three seasons with the Buccaneers, receiving All-Freshman Team praise in 2017 and All-SoCon Second Team recognition in 2018 and 2019.

His father, Shawn, played collegiately at Southern Miss and was a scout for a number of MLB organizations later in his career.



DJ BAXENDALE

Graduate Manager
3rd Season

DJ Baxendale enters his third season on the Arkansas baseball staff in 2022. Baxendale spent the 2020 and 2021 seasons as the student assistant coach before moving into his current role as a graduate manager.

Baxendale pitched at Arkansas from 2010-12, cementing himself as one of the Hogs' top hurlers during the team's 2012 run to the College World Series. He won a team-best eight wins that season, tossing 107.0 innings and racking up 96 strikeouts for a 3.11 ERA.

His 2011 season was arguably his best on the mound as a Razorback, posting a 10-2 record over 19 appearances and 12 starts with three saves to go with it. He totaled 79 strikeouts, allowing 15 earned runs over 85.1 frames of work for a 1.58 ERA, the best among starting pitchers at Arkansas that year.

Following the 2012 season, Baxendale signed professionally after getting drafted in the 10th round by the Minnesota Twins. He spent eight years playing minor league baseball for the organization, including the past four seasons with the Twins' Class AAA affiliate in Rochester, N.Y.



MARK TAYLOR

Equipment Manager
30th Season • Ouachita Baptist (1988)

Mark Taylor enters his 30th season as equipment manager for the Arkansas baseball program in 2022.

Taylor is responsible for all of the Razorbacks' equipment needs, including fitting, ordering, maintaining, laundering and inventory.

A native of Camden, Ark., Taylor earned his bachelor's degree in health and physical education from Ouachita Baptist University in 1988 and his master's in education in supervision and administration from Nicholls State in 1991.

He and his wife, Kim, have two daughters, Anna and Abby.



KELLY MOORE

Administrative Assistant
19th Season • Arkansas (2004)

Kelly Moore enters her 19th season working for head coach Dave Van Horn and the Arkansas baseball program in 2022.

Her duties include coordinating team travel, administration of the equipment budget, organizing recruiting databases and the day-to-day operations of the baseball office. A native of Fort Smith, Ark., Moore also serves as the coordinator for the Razorback Baseball Camps.


Moore holds a bachelor's degree in adult education from Arkansas and is married to Max Moore, a native of Fayetteville, Ark. The couple has three children, Maddux, Addi Grace and Sawyer.




Blake Baxendale
Student Manager



Jonathan Burgess
Academics



A.J. Enloe
Graphic Design



Oliver Grigg
Communications




Bryson Halford
Student Manager



Josh Langham
Student Manager



Lauren Lyons
Nutritionist



John McElroy
Student Manager




Jimmy Sanchez
Marketing



Matthew Schluterman
Student Manager



Kevin Trainor
Sport Administrator



Matt Wheeler
Student Manager



|| 2022 RAZORBACKS



II NUMERICAL ROSTER

No.	Player	Pos.	B/T	Yr.	Ht.	Wt.	Hometown / High School / Previous School
1	Robert Moore	INF	S/R	Jr.	5-9	170	Leawood, Kan. / Shawnee Mission East HS
2	Jalen Battles	INF	R/R	Sr.	6-2	210	San Antonio, Texas / James Madison HS / McLennan CC
3	Zack Gregory	OF	L/R	R-Jr.	5-10	190	Keller, Texas / Timber Creek HS
4	Jude Putz	INF	R/R	Fr.	6-0	170	Loch Lloyd, Mo. / Bishop Miege HS
5	Kendall Diggs	INF	L/R	Fr.	6-0	205	Olathe, Kan. / Saint Thomas Aquinas HS
7	Cayden Wallace	INF/OF	R/R	So.	6-1	205	Greenbrier, Ark. / Greenbrier HS
8	Jace Bohrofen	OF	L/R	So.	6-2	200	Oklahoma City, Okla. / Westmoore HS / Oklahoma
9	Drake Varnado	INF/OF	R/R	Fr.	6-1	175	Port Neches, Texas / IMG Academy
10	Peyton Stovall	INF	L/R	Fr.	5-11	190	Haughton, La. / Haughton HS
12	Michael Turner	C/INF	L/R	Grad.	6-2	205	Warren, Ohio / Champion HS / Kent State
13	Connor Noland	RHP	R/R	Sr.	6-2	215	Greenwood, Ark. / Greenwood HS
15	Dylan Leach	C	S/R	So.	5-11	205	Carthage, Texas / Carthage HS
17	Brady Slavens	INF/OF	L/R	Sr.	6-3	205	Olathe, Kan. / Olathe Northwest HS / Wichita State / Johnson County CC
18	Chris Lanzilli	OF	R/R	Grad.	6-2	225	Stoneham, Mass. / Dexter HS / Wake Forest
20	Elijah Trest	RHP	L/R	Sr.	6-3	215	White Oak, Texas / White Oak HS
22	Jaxon Wiggins	RHP	R/R	So.	6-6	225	Roland, Okla. / Roland HS
24	Braydon Webb	OF	R/R	Grad.	6-0	200	McKinney, Texas / McKinney Boyd HS / Grayson CC
25	Brady Tygart	RHP	R/R	Fr.	6-2	200	Hernando, Miss. / Lewisburg HS
27	Nick Moten	RHP	R/R	Fr.	6-1	210	Florissant, Mo. / Westminster Christian Academy
28	Kole Ramage	RHP	R/R	R-Sr.	6-1	205	Southlake, Texas / Southlake Carroll HS
29	Austin Ledbetter	RHP	R/R	Fr.	6-1	190	Bryant, Ark. / Bryant HS
31	Dylan Carter	RHP	R/R	Jr.	6-2	205	Bentonville, Ark. / Bentonville West HS / Crowder College
32	Zack Morris	LHP	L/L	Jr.	6-3	225	Cabot, Ark. / Cabot HS
33	Hagen Smith	LHP	L/L	Fr.	6-3	215	Bullard, Texas / Bullard HS
34	Nick Griffin	LHP	L/L	R-Fr.	6-4	195	Monticello, Ark. / Monticello HS
35	Vincent Trapani	RHP	R/R	Fr.	6-1	225	Eau Claire, Wisc. / Eau Claire Memorial HS
36	Peyton Palette	RHP	R/R	Jr.	6-1	180	Benton, Ark. / Benton HS
37	Jake Faherty	RHP	R/R	Fr.	6-3	185	Georgetown, Ky. / Great Crossing HS
38	Mark Adamiak	RHP	R/R	R-So.	6-4	230	Shawnee, Kan. / Shawnee Mission Northwest HS
39	Evan Taylor	LHP	L/L	Sr.	6-4	250	Florence, Ala. / Florence HS
41	Will McEntire	RHP	L/R	R-So.	6-4	225	Bryant, Ark. / Bryant HS
43	Miller Pleimann	RHP	R/R	R-Jr.	6-4	200	Fayetteville, Ark. / Fayetteville HS / Wichita State
44	Max Soliz Jr.	C/OF	R/R	Fr.	6-5	220	Madison, Ala. / Bob Jones HS
46	Tyler Cacciatori	RHP	R/R	R-Fr.	6-6	230	Sheridan, Ark. / Sheridan HS
48	Heston Tole	RHP	R/R	So.	6-6	220	Wichita Falls, Texas / IMG Academy
50	Matthew Magre	LHP	L/L	So.	6-1	220	Fayetteville, Ark. / Fayetteville HS
55	Gabriel Starks	RHP	R/R	So.	6-1	220	Pine Bluff, Ark. / Watson Chapel HS
58	Evan Gray	RHP	R/R	R-So.	6-4	205	Swansea, Ill. / Belleville East HS
59	Issac Bracken	RHP	R/R	Grad.	6-0	190	Berthoud, Colo. / Berthoud HS / Northern Colorado
88	Zebulon Vermillion	RHP	L/R	R-Sr.	6-5	240	Prairie Village, Kan. / Shawnee Mission East HS

Coaches & Support Staff


Head Coach:	21 Dave Van Horn, 20th Season (Arkansas, 1988)
Assistant Coach:	30 Nate Thompson, 5th Season (Dallas Baptist, 2006)
Assistant Coach:	47 Matt Hobbs, 4th Season (Missouri, 2002)
Volunteer Assistant Coach:	6 Bobby Wernes, 2nd Season (Arkansas, 2018)
Student Assistant Coach:	14 Cullen Smith, 1st Season (Arkansas, 2021)
Director of Operations:	Clay Goodwin, 15th Season (Arkansas, 2005)
Strength & Conditioning:	Blaine Kinsley, 5th Season (Lenoir-Rhyne, 2010)
Athletic Trainer:	Corey Wood, 11th Season (East Carolina, 2008)
Director of Video & Scouting:	Zach Barr, 5th Season (Arkansas, 2017)
Equipment Manager:	Mark Taylor, 30th Season (Ouachita Baptist, 1988)
Graduate Manager:	DJ Baxendale
Student Managers:	Blake Baxendale, Bryson Halford, Josh Langham, John McElroy, Matthew Schluterman, Matt Wheeler
Sports Information Director:	Oliver Grigg, 2nd Season (Tulane, 2017)
Academics Director:	Jonathan Burgess, 1st Season (Central Arkansas, 2015)
Sports Nutritionist:	Lauren Lyons, 4th Season (Saint Louis, 2017)
Sport Administrator:	Kevin Trainor, 12th Season (Arkansas, 1994)
Administrative Assistant:	Kelly Moore, 19th Season (Arkansas, 2004)



ROBERT MOORE
Jr. • 5-9 • 170 • S/R
INF • Leawood, Kan.




JALEN BATTLES
Sr. • 6-2 • 210 • R/R
INF • San Antonio, Texas




ZACK GREGORY
R-Jr. • 5-10 • 190 • L/R
INF • Keller, Texas




JUDE PUTZ
Fr. • 6-0 • 170 • R/R
INF • Loch Lloyd, Mo.



KENDALL DIGGS
Fr. • 6-0 • 205 • L/R
INF • Olathe, Kan.



CAYDEN WALLACE
So. • 6-1 • 205 • R/R
INF/OF • Greenbrier, Ark.



JACE BOHROFEN
So. • 6-2 • 200 • L/R
OF • Oklahoma City, Okla.



DRAKE VARNADO
Fr. • 6-1 • 175 • R/R
INF • Port Neches, Texas




PEYTON STOVALL
Fr. • 5-11 • 190 • L/R
INF • Houghton, La.




MICHAEL TURNER
Grad. • 6-2 • 205 • L/R
C/INF • Warren, Ohio




CONNOR NOLAND
Sr. • 6-2 • 215 • R/R
RHP • Greenwood, Ark.



DYLAN LEACH
So. • 5-11 • 205 • S/R
C • Carthage, Texas




BRADY SLAVENS
Sr. • 6-3 • 205 • L/R
INF/OF • Olathe, Kan.



CHRIS LANZILLI
Grad. • 6-2 • 225 • R/R
INF/OF • Stoneham, Mass.



ELIJAH TREST
Sr. • 6-3 • 215 • L/R
RHP • White Oak, Texas




JAXON WIGGINS
So. • 6-6 • 225 • R/R
RHP • Roland, Okla.




BRAYDON WEBB
Grad. • 6-0 • 200 • R/R
RHP • McKinney, Texas




BRADY TYGART
Fr. • 6-2 • 200 • R/R
RHP • Hernando, Miss.



NICK MOTEN
Fr. • 6-1 • 210 • R/R
RHP • Florissant, Mo.




KOLE RAMAGE
R-Sr. • 6-1 • 205 • R/R
RHP • Southlake, Texas



AUSTIN LEDBETTER
Fr. • 6-1 • 190 • R/R
RHP • Bryant, Ark.



DYLAN CARTER
Jr. • 6-2 • 205 • R/R
RHP • Bentonville, Ark.



ZACK MORRIS
Jr. • 6-3 • 225 • L/L
LHP • Cabot, Ark.



HAGEN SMITH
Fr. • 6-3 • 215 • L/L
LHP • Bullard, Texas



NICK GRIFFIN
Fr. • 6-4 • 195 • R/R
LHP • Monticello, Ark.



VINCENT TRAPANI
Fr. • 6-1 • 225 • R/R
RHP • Eau Claire, Wisc.



PEYTON PALLETTE
So. • 6-1 • 180 • R/R
RHP • Benton, Ark.



JAKE FAHERTY
Fr. • 6-3 • 185 • R/R
RHP • Georgetown, Ky.



MARK ADAMIAK
R-So. • 6-4 • 230 • R/R
RHP • Shawnee, Kan.



EVAN TAYLOR
Sr. • 6-4 • 250 • L/L
LHP • Florence, Ala.




WILL MCENTIRE
R-So. • 6-4 • 225 • R/R
RHP • Bryant, Ark.



MILLER PLEIMANN
R-Jr. • 6-4 • 200 • R/R
RHP • Fayetteville, Ark.




MAX SOLIZ JR.
Fr. • 6-5 • 220 • R/R
C/OF • Madison, Ala.




TYLER CACCIATORE
R-Fr. • 6-6 • 230 • R/R
RHP • Sheridan, Ark.




HESTON TOLE
So. • 6-6 • 220 • R/R
RHP • Wichita Falls, Texas



MATTHEW MAGRE
So. • 6-6 • 220 • R/R
RHP • Wichita Falls, Texas



GABRIEL STARKS
So. • 6-1 • 220 • R/R
RHP • Pine Bluff, Ark.



EVAN GRAY
R-So. • 6-4 • 205 • R/R
RHP • Swansea, Ill.




ISSAC BRACKEN
Grad. • 6-0 • 190 • R/R
RHP • Berthoud, Colo.




ZEBULON VERMILLION
R-Sr. • 6-4 • 240 • L/R
RHP • Prairie Village, Kan.




DAVE VAN HORN
Head Coach
20th Season



NATE THOMPSON
Assistant Coach
5th Season



MATT HOBBS
Assistant Coach
4th Season



BOBBY WERNES
Volunteer Assistant
2nd Season



CLAY GOODWIN
Director of Operations
15th Season





ROBERT MOORE

INF • S/R • 5-9 • 170 • Junior
Leawood, Kan. • Shawnee Mission East HS

1

Sophomore (2021)

- » *Baseball America Freshman All-American (Second Team)*
- » *ABCA South All-Region (Second Team)*
- » *All-SEC First Team*
- » *Newcomer All-SEC Team*
- » *SEC All-Defensive Team*
- » *NCAA Fayetteville Regional All-Tournament Team*

First Razorback in program history to earn freshman All-America status in multiple seasons ... Started and played in 61 games (60 at second base, one at shortstop), slashing .283/.384/.558 with a team-high 16 homers and 53 runs batted in ... Led the Razorbacks in runs scored (59) ... Racked up 66 base hits on the year, including 10 doubles and three triples ... Drew 41 walks, including two IBB, and was hit by two pitches ... Totaled a team-best 130 bases ... Led the SEC in sacrifice flies (8) ... Ranked eighth in the league in runs scored and tied for sixth in home runs ... Tied with OF Christian Franklin and INF/OF Brady Slavens for team lead in multi-hit games with 18 ... Finished second on the Razorbacks in multi-RBI games with 14 ... Had a season-long hitting streak of nine games ... Season-long reached base streak of 16 consecutive contests ... Swiped six bases in seven attempts ... Began the season with a two-hit effort against No. 3 Texas Tech (Feb. 20) in the State Farm College Baseball Showdown at Globe Life Field in Arlington, Texas, collecting an RBI, two walks and two stolen bases ... Hit his first home run of the season against SEMO (Feb. 26) ... Recorded his first of three two-homer games against Murray State (March 5), racking up three hits, including two homers, and four RBI ... Hit for the cycle against UCA (March 30), becoming the first Arkansas batter to accomplish the feat since OF Kyle Harris did so during a game at Tennessee on March 27, 1994 ... Drove in a career-high six runs against the Bears, reaching base in all six of his plate appearances ... Logged his second multi-home run game of the season at No. 11 South Carolina (April 22), driving in three runs on two homers ... Teed off in the first game of a doubleheader at LSU (May 1), collecting four RBI on three hits ... Posted a .333/.444/.600 slash line with five hits, including a double and home run, one RBI and two runs scored during the NCAA Fayetteville Regional (June 5-7) to earn a spot on the All-Tournament Team ... Delivered his third two-homer performance of the season against No. 16 NC State (June 11) in game one of the NCAA Fayetteville Super Regional, driving in five runs on four hits with five runs scored ... Before the season, named a preseason All-American by Baseball America and D1Baseball ... Earned preseason All-SEC honors from the league's coaches ... Landed on the Golden Spikes Award preseason watch list ... Part of a Razorback offense that hit a school-record 109 home runs in 2021 ... Helped Arkansas set a school record in fielding percentage with a .980 mark for the year.

Freshman (2020)

- » *Collegiate Baseball Newspaper Freshman All-American*
- » *SEC Co-Player of the Week (Feb. 24)*
- » *Perfect Game National Player of the Week (Feb. 24)*
- » *SEC Co-Freshman of the Week (March 16)*

Early enrollee ... Started all 16 games as a freshman (15 at second base, one at shortstop) ... One of five Hogs to start all 16 games ... First Arkansas freshman to earn player of the week honors from the conference ... Recorded a .317/.444/.403 line at the plate over 63 at-bats, tallying 20 hits with two doubles and two homers ... Totaled 17 RBI with 10 runs scored, eight walks and a hit-by-pitch ... 3-for-3 in stolen base attempts ... One of three Hogs with 20 or more hits this year ... One of six with 10 or more RBI ... Finished with the second-most hits by a freshman in the SEC and was third among conference freshmen in batting average and RBI ... Went 8-for-12 with a double and a homer in the four-game series against Gonzaga (Feb. 20-23) ... Tallied nine RBI, four runs scored, four walks and two stolen bases against the Zags ... Had a hit in all four games, including multi-hit performances in each of the last three contests ... Earned SEC Co-Player of the Week and Perfect Game National Player of the Week for his effort against Gonzaga, slashing .667/1.000/.750 in the series ... Tallied three hits at the Shriners College Classic (Feb. 28-March 1) with three RBI, two runs and two walks ... Notched two hits against Illinois State with a run scored (March 3) ... Hit .556 with five hits in nine at-bats against Grand Canyon (March 10-11) in the final series of the year ... Tallied five singles, three RBIs and scored once ... Had multi-hit performances in both games against the Antelopes, earning SEC Co-Freshman of the Week praise for his performance ... Part of an offense that finished the pandemic-shortened 2020 season with a .310 batting average, 175 hits and 118 runs scored ... Before the season, was rated as the No. 29 second baseman in the country by D1Baseball.

High School

Ranked as No. 1 player in the state of Kansas and No. 20 player in the nation by Perfect Game ... Preseason Underclass First Team All-American and competed in the 2019 Perfect Game All-American Classic ... Also competed in the 2017 and 2018 Junior National Showcase, as well as the 2019 National Showcase ... Played for the 15U USA National Team in the summer of 2018 ... Named a 2019 Class 6A Second Team All-State player ... Played in first-ever High School All-Star Game during MLB's All-Star Weekend in Cleveland ... Collected two hits in three at-bats in the game, lining a ball to the opposite field and smashing a hard grounder up the middle for an RBI in the seventh inning ... Batted .392 as a high school sophomore and voted second-team all-state by the league coaches ... A member of USA Baseball's national development team.

Personal

Father is current Kansas City Royals president of baseball operations Dayton Moore.



Career Stats

Year	Avg.	GP-GS	AB	R	H	2B	3B	HR	RBI	TB	SLG%	BB	HBP	SO	GDP	OB%	SF	SH	SB-ATT	PO	A	E	FLD%
2020	.317	16-16	63	10	20	2	0	2	17	28	.444	8	1	15	0	.403	0	0	3-3	20	41	1	.984
2021	.283	61-61	233	59	66	10	3	16	53	130	.558	41	2	51	5	.384	8	0	6-7	83	136	6	.973
TOTAL	.391	77-77	296	69	86	12	3	18	70	158	.534	49	3	66	5	.388	8	0	9-10	103	177	7	.976



JALEN BATTLES

INF • R/R • 6-2 • 210 • Senior

San Antonio, Texas • James Madison HS / McLennan CC

2

MLB Draft

2019 - Philadelphia Phillies, 34th round (No. 1020 overall)

Junior (2021)

» *ABCA All-Region (Second Team)*

» *SEC All-Tournament Team*


» *SEC Tournament MVP*

» *NCAA Fayetteville Regional All-Tournament Team*

Started and played in 61 games (all 61 at shortstop), slashing .269/.371/.407 with six homers and 43 runs batted in ... Scored 48 runs and tallied 58 hits on the year, including 12 doubles ... Drew 33 walks and was plunked by four pitches ... 14 multi-hit games and 11 multi-RBI games on the year ... Recorded a season-high six-game hitting streak ... Reached base in a season-long 12 consecutive games ... One of five Razorbacks with five or more steals during the season, swiping five bases in seven attempts ... Posted a .956 fielding percentage, committing 11 errors in 251 chances ... Responsible for turning 34 double plays ... Made his Arkansas debut against No. 3 Texas Tech (Feb. 20) in the State Farm College Baseball Showdown at Globe Life Field in Arlington, Texas, recording three hits with three RBI and two runs scored ... Hit his first home run as a Razorback on the road at Louisiana Tech (March 12), driving in two runs and drawing a season-high three walks in Arkansas' 9-7 extra-inning win ... Collected three hits, including two home runs, and season-high four RBI in a 21-8 win against UCA (March 30) ... Three hits at No. 11 Ole Miss (April 11), driving in two runs and scoring three runs ... Recorded his second three-RBI effort of the season against Georgia (May 9) ... Slashed .538/.647/.846 with seven hits, including a double and a homer, five RBI and five runs scored at the SEC Tournament (May 26-30) to earn MVP honors and help Arkansas win its first SEC Tournament title ... Posted a .300/.588/.700 slash line with a homer, an RBI and seven runs scored during the NCAA Fayetteville Regional (June 4-7), earning a spot on the All-Tournament Team ... Two doubles, an RBI and a run scored against No. 16 NC State (June 11) in Arkansas' 21-2 win in game one of the NCAA Fayetteville Super Regional ... Part of a Razorback offense that hit a school-record 109 home runs in 2021 ... Helped Arkansas set a school record in fielding percentage with a .980 mark for the year.

Prior to Arkansas

Attended McLennan Community College in Waco, Texas ... As a sophomore, hit .303 with two home runs, 18 RBI and 17 runs scored in 17 games played during the pandemic-shortened 2020 season ... Hit .320 as a freshman in 57 games played during the 2019 campaign ... Tacked on six home runs, driving in 42 runs, scoring 60 runs and stealing six bases ... All six of his home runs came in conference play, helping McLennan reach the Region V finals of the NJCAA Tournament ... Finished with the highest average (.320) on the team, fourth-highest slugging percentage (.532) and totaled the most hits (65), doubles (17) and runs scored (60) ... Named second-team all-conference ... In high school, was an all-district selection and was also named first team all-district in football and basketball ... Named James Madison High School's Athlete of the Year as a senior.



Career Stats

Year	Avg.	GP-GS	AB	R	H	2B	3B	HR	RBI	TB	SLG%	BB	HBP	SO	GDP	OB%	SF	SH	SB-ATT	PO	A	E	FLD%
2021	.269	61-61	216	48	58	12	0	6	43	88	.407	33	4	56	1	.371	3	2	5-7	80	160	11	.956
TOTAL	.269	61-61	216	48	58	12	0	6	43	88	.407	33	4	56	1	.371	3	2	5-7	80	160	11	.956



ZACK GREGORY

OF • L/R • 5-10 • 190 • Redshirt Junior
Keller, Texas • Timber Creek HS

3

Redshirt Sophomore (2021)

Played in 43 games with 32 starts (31 in left field, one in right field), slashing .245/.440/.412 with three home runs and 19 RBI on the year ... Scored 21 runs while collecting six doubles and one triple ... Drew 26 walks and was hit by 11 pitches, second most on the Razorbacks ... Four multi-hit games and two multi-RBI games ... Season-long five-game hitting streak ... Reached base in a season-long 10 consecutive games ... 2-for-2 on stolen base attempts ... Made his first start of the season against SEMO (Feb. 25), recording a hit, one run scored and two HBP ... Swatted his first collegiate home run in a start against Murray State (March 6) ... Drew a season-high three walks against Murray State (March 7) ... Drove in a season-high three runs against Memphis (March 24), hitting his second home run of the year in the contest ... Recorded his second three-RBI effort of the season against Texas A&M (April 18), picking up two hits with a homer ... Did not commit a defensive error in 53 chances, finishing the season as one of three Hogs, along with OF Christian Franklin and INF/OF Cayden Wallace, to post a perfect 1.000 fielding percentage in 50-plus chances ... Part of a Razorback offense that hit a school-record 109 home runs in 2021 ... Helped Arkansas set a school record in fielding percentage with a .980 mark for the year.

Redshirt Freshman (2020)

Started six games, playing in 10 overall as a redshirt freshman in 2020 ... Started first game of the year in left field on Feb. 22 ... Made two starts in LF, one in RF and three at first base ... Hit leadoff three times in 2020 ... Recorded three hits, two RBIs, five walks, a run scored and a stolen base ... Went 2-for-4 with a walk and stolen base in his first start of his career against Gonzaga (Feb. 22) ... Tallied an RBI single against Texas on Feb. 29 ... Brought in another run on a sacrifice fly against South Alabama on March 6 ... Part of an offense that finished with a .310 average at the plate with 175 hits and 118 runs scored in 2020.

Freshman (2019)

Redshirt season ... Did not appear in any games.

High School

Played for head coach Derek Watson at Timber Creek High School in Fort Worth, Texas ... Honorable mention for Class 6A TSWA All-State Team in 2018 ... Hit .340 with two home runs, 14 RBIs, 29 runs and three triples as a junior at Timber Creek HS ... Named to 2016-17 UIL All-District 3-6A First Team ... Earned 5-6A Newcomer of the Year honors in 2016 ... Played summer ball with the NTXBC Dirtbags.



Career Stats

Year	Avg.	GP-GS	AB	R	H	2B	3B	HR	RBI	TB	SLG%	BB	HBP	SO	GDP	OB%	SF	SH	SB-ATT	PO	A	E	FLD%
2019																							
REDSHIRT SEASON																							
2020	.136	10-6	22	1	3	0	0	0	2	3	.136	5	1	11	0	.310	1	0	1-1	20	2	3	.880
2021	.245	43-32	102	21	25	6	1	3	19	42	.412	26	11	37	1	.440	2	3	2-2	53	0	0	1.000
TOTAL	.226	53-38	124	22	28	6	1	3	21	45	.363	31	12	48	1	.418	3	3	3-3	73	2	3	.962



CAYDEN WALLACE

INF/OF • R/R • 6-1 • 205 • Sophomore
Greenbrier, Ark. • Greenbrier HS

7

Freshman (2021)

- » *Baseball America Freshman All-American (Second Team)*
- » *Freshman All-SEC Team*
- » *SEC Co-Freshman of the Week (April 12, April 19)*
- » *SEC Freshman of the Week (May 24)*

Became the 24th Razorback in program history to earn freshman All-America status ... Started and played in 60 games (48 in right field, seven at third base, four in left field, one as designated hitter), slashing .279/.369/.500 with 14 homers and 44 runs batted in ... Scored 52 runs ... Racked up a team-leading 67 hits, including 11 doubles, while taking 29 walks (one IBB) ... Plunked by seven pitches ... Totaled 120 bases on the year ... 17 multi-hit games, including a team-leading seven three-hit performances ... 12 multi-RBI games, tying INF Cullen Smith with a team-best three three-RBI efforts ... Recorded a season-long hitting streak of 11 games and team-leading reached base streak of 24 consecutive games ... Played errorless defense, recording 90 putouts and 10 assists with a perfect fielding percentage (1.000) ... Finished the season as one of two Razorback defenders, along with OF Christian Franklin, to post an unblemished fielding percentage in 100-plus chances ... Made his collegiate debut in the season opener against No. 3 Texas Tech (Feb. 20) in the State Farm College Baseball Showdown at Globe Life Field in Arlington, Texas, picking up his first base hit with two runs scored and a walk ... Launched his first collegiate home run against SEMO (Feb. 26), driving in the first two runs of his career ... Recorded his first three-hit game on the road at Louisiana Tech (March 13), homering and driving in two runs in the contest ... Delivered a three-hit, three-RBI day against Memphis (March 23) ... Swatted a home run at No. 3 Ole Miss (April 11), driving in three runs in Arkansas' series-clinching win to earn SEC Co-Freshman of the Week honors ... Provided a pair two-RBI efforts in the three-game series against Texas A&M (April 17-18), collecting SEC Co-Freshman of the Week honors for the second time ... Carded his first four-RBI game against Arkansas State (May 11), hitting the first grand slam of his collegiate career ... First multi-homer effort came against No. 9 Florida (May 20), driving in four runs on three hits to garner SEC Freshman of the Week recognition for the third time in 2021 ... Hit a three-run homer against NJIT (June 4) in the NCAA Fayetteville Regional ... Two hits, including a solo home run, against No. 16 NC State (June 13) in game three of the NCAA Fayetteville Super Regional ... Tied OF Heston Kjerstad for the Arkansas freshman record for home runs in a season with 14 ... Part of a Razorback offense that hit a school-record 109 home runs in 2021 ... Helped Arkansas set a school record in fielding percentage with a .980 mark for the year.

High School

Played for head coach Larry Flake at Greenbrier High School in Greenbrier, Ark. ... Top prospect in Arkansas according to Perfect Game and No. 25 player in the nation ... 2019 Perfect Game All-American and Under Armor All-American ... Played in the 2019 PG National Showcase and the 2017 and 2018 Junior National Showcase ... Hit .343 over the summer with the Arkansas Prospects travel team, helping them to a fifth-place finish at the PG WWBA National Championship that involved 372 teams ... Finished second at the 2019 Perfect Game All-American Classic Home Run Derby ... Named First Team All-Arkansas Preps in 2019 ... Hit .514 as a junior at Greenbrier with 22 RBIs, 38 hits, including six home runs ... Was named the Arkansas Democrat-Gazette River Valley and Ozark Edition Player of the Year ... Helped Greenbrier to back-to-back state semifinals appearances in 2017 and 2018 ... Named 2019 5A All-State player as a junior.



2022 RAZORBACKS

Career Stats

Year	Avg.	GP-GS	AB	R	H	2B	3B	HR	RBI	TB	SLG%	BB	HBP	SO	GDP	OB%	SF	SH	SB-ATT	PO	A	E	FLD%
2021	.269	61-61	216	48	58	12	0	6	43	88	.407	33	4	56	1	.371	3	2	5-7	80	160	11	.956
TOTAL	.269	61-61	216	48	58	12	0	6	43	88	.407	33	4	56	1	.371	3	2	5-7	80	160	11	.956



CONNOR NOLAND

RHP • R/R • 6-2 • 215 • Senior
Greenwood, Ark. • Greenwood HS

13

Junior (2021)

Made nine appearances on the year, going 1-0 with a 6.91 ERA in 14.1 innings of work exclusively out of the bullpen ... Logged one save ... Struck out 15 while allowing 13 runs (11 earned) on 15 hits and four walks ... Pitched multiple innings on three occasions and racked up multiple strikeouts in four outings ... Made his season debut against SEMO (Feb. 26), collecting five strikeouts in a season-long 4.2 innings ... Fanned a pair in a scoreless inning of relief against Arkansas State (May 11) ... Earned his first career save after punching out four in three hitless innings of work against No. 12 Ole Miss (May 29) at the SEC Tournament, helping the Razorbacks win their first SEC Tournament title ... Two strikeouts in two scoreless frames against No. 19 Nebraska (June 6) in the NCAA Fayetteville Regional ... Member of an Arkansas pitching staff that set a school record with 657 strikeouts in 2021.

Sophomore (2020)

Entered the season ranked 63rd among starting pitchers in D1 Baseball's Preseason Position Power Rankings ... Started three games on the mound for the Razorbacks in 2020 ... Put together a 2-0 record, winning each of the first two games he started ... Finished with a 2.00 ERA with 19 strikeouts over 18.0 innings on the mound ... Allowed seven runs, four earned, on 13 hits and four walks, as opponents hit .203 against him ... One of seven Hogs to strike out 10 or more batters in 2020 ... Started Opening Day for the Hogs ... Went 6.2 innings of two-hit, one run (unearned) ball with one walk and 11 strikeouts against Eastern Illinois (Feb. 14) ... Career-high K's vs. the Panthers ... Last time an Arkansas pitcher struck out 11 batters was Isaiah Campbell vs. Missouri on March 15, 2019 ... One of six Razorbacks to strike out 11 or more in a game since 2011 ... Eighth career performance with 1 or fewer runs allowed ... Picked up his second win of the season after tossing 6.0 innings against Gonzaga on Feb. 21 ... Allowed three runs, two earned, on five hits & three walks, striking out three ... Reached two wins in two games, taking 11 starts to do so in 2019 ... Went 5.1 innings against No. 22 Oklahoma in Houston, allowing three runs, two earned, with five strikeouts ... Did not receive a decision vs. OU ... Eighth start with no walks allowed ... Part of a pitching staff that finished with a 3.68 ERA and 143 strikeouts over 142.0 innings of work.


Freshman (2019)

>> *Perfect Game Freshman All-American*
>> *SEC All-Freshman Team*

Made 20 appearances on the mound, 19 being starts ... Named to Opening Week rotation, starting game two against Eastern Illinois (Feb. 16) ... Built up a 4.02 ERA over 78.1 innings, the second most by a Razorback pitcher in 2019 ... Had six outings of five or more innings (Louisiana Tech - March 9, Mississippi State - April 20, Tennessee - April 28, LSU - May 11, Ole Miss - May 24, Central Connecticut - May 31) ... Went 3-5 with wins over Arkansas-Pine Bluff (April 16), Mississippi State (April 20) and Central Connecticut (May 31) in the NCAA Regional ... His lone relief appearance came against Missouri State (March 26) where he threw one scoreless inning on 12 pitches ... Struck out 55 batters during the season and walked only 14 for a 3.9 strikeout-to-walk ratio, the 14th-highest in the SEC ... Never allowed more than two walks in an appearance ... Walk total (14) tied for the 37th-lowest in the nation and tied for third-lowest in the SEC ... Pitched a season-high 7.2 scoreless innings in his 11th start of the year, coming against No. 2 Mississippi State (April 20), striking out five with no walks and only four hits allowed ... Followed it up with a second-straight 7+ inning outing, going 7.0 against No. 18 Tennessee (April 28) and striking out a season-high 10 batters with only two hits allowed and one walk ... Started the opening game of the NCAA Fayetteville Regional vs. Central Connecticut (May 31), going 5.1 innings with two hits allowed, one earned run, one walk and two strikeouts on 58 pitches ... Combined during the NCAA Tournament, made three starts, throwing 10.1 innings and allowing only one walk.

High School

Played for head coach Trey Holloway at Greenwood HS ... Four-star athlete in football, according to ESPN and the No. 6 overall ranked player in the state of Arkansas by Perfect Game ... A 2018 Preseason All-American by Perfect Game and top-500 ranking among all players in the nation ... Compiled a 0.45 ERA over his final two years of high school, including a 0.42 ERA as a senior ... Was a perfect 10-0 on the mound in 2018, allowing just four earned runs in 66.2 innings ... Also struck out 123 batters and walked only 14 ... Notched seven games throughout the year with at least 10 strikeouts ... Did not allow a run in his final eight starts, including a 4-0 win over Benton in the Class 6A state championship game ... Struck out 12 in the championship game in 2018 ... 2018 Arkansas Democrat-Gazette All-Arkansas Preps baseball player of the year ... Also was a force, offensively, hitting .424 with four home runs and 37 RBI.



2022 RAZORBACKS

Career Stats

Year	ERA	W-L	App	GS	CG	SHO/CBO	SV	IP	H	R	ER	BB	SO	2B	3B	HR	BF	B/Avg.	WP	HBP	BK	SFA	SHA	PO	A	E	FLD%
2019	4.02	3-5	20	19	0	0/0	0	78.1	73	42	35	14	55	6	0	12	323	.244	4	3	0	2	5	8	14	2	.917
2020	2.00	2-0	3	3	0	0/0	0	18.0	13	7	4	4	19	2	0	2	69	.203	0	0	0	1	0	3	2	0	1.000
2021	6.91	1-0	9	0	0	0/0	1	14.1	15	13	11	4	15	1	0	3	61	.273	0	0	0	0	2	2	3	1	.833
TOTAL	4.07	6-5	32	22	0	0/0	1	110.2	101	62	50	22	89	9	0	17	453	.242	4	3	0	3	7	13	19	3	.914



DYLAN LEACH

C • S/R • 5-11 • 205 • Sophomore
Carthage, Texas • Carthage HS

15

Freshman (2021)

Played in 17 games with 10 starts at catcher, slashing .257/.469/.429 with one home run and four RBI on the year ... Scored 12 runs to go along with one double and one triple ... Drew 11 walks and three hit-by-pitches ... Committed one error in 116 chances (.991 fielding percentage) behind the dish, throwing out 4-of-15 runners ... Made his collegiate debut in a start against SEMO (Feb. 26), collecting his first hit and run scored in the contest ... Drew a season-high three walks in a start against Memphis (March 23) ... Went 2-for-5 with three runs scored and two RBI in a start against UCA (March 30), notching his first collegiate multi-hit game with a double and homer in the Razorbacks' 21-8 win ... Picked up his lone triple of the year against Little Rock (April 7) ... Part of a Razorback offense that hit a school-record 109 home runs in 2021 ... Helped Arkansas set a school record in fielding percentage with a .980 mark for the year.

High School

Played for head coach John Goodwin at Carthage High School in Carthage, Texas, forgoing his senior year to enroll early at Arkansas ... Top-500 overall prospect nationally by Perfect Game ... Ranked as the No. 5 catcher in the state of Texas and the No. 36 catcher in the country, according to Perfect Game ... 2020 Perfect Game Preseason Underclass All-American (Texas All-Region First Team) ... 2019 Perfect Game Preseason Underclass All-American (High Honorable Mention) ... Had his junior season cut short after 13 games due to the COVID-19 pandemic ... Batted .472 with six home runs, 45 RBI and 13 stolen bases during his sophomore campaign in 2019, collecting all-state and district MVP honors ... Hit .266, with four doubles, one triple and 15 RBI as a freshman ... Also played football.



2022 RAZORBACKS

Career Stats

Year	Avg.	GP-GS	AB	R	H	2B	3B	HR	RBI	TB	SLG%	BB	HBP	SO	GDP	OB%	SF	SH	SB-ATT	PO	A	E	FLD%
2021	.257	17-10	35	12	9	1	1	1	4	15	.429	11	3	9	0	.469	0	0	0-0	102	13	1	.991
TOTAL	.257	17-10	35	12	9	1	1	1	4	15	.429	11	3	9	0	.469	0	0	0-0	102	13	1	.991



BRADY SLAVENS

INF/OF • L/R • 6-3 • 205 • Senior

Olathe, Kan. • Olathe Northwest HS / Wichita State / Johnson County CC

17

Junior (2021)

» ABCA South All-Region (Second Team)

Played in 57 games with 56 starts (50 at first base, three as designated hitter, three in right field), slashing .284/.347/.560 with 14 homers and a team-leading 63 runs batted in ... Posted team highs in batting average (.284) and slugging percentage (.560) among Razorbacks with at least 100 at-bats ... Tied for fourth in the SEC in RBI and ranked 14th in the conference in slugging percentage ... Scored 49 runs ... Racked up 62 hits, third most on the team ... Tallied 12 doubles and three triples to go along with 19 walks and five HBP ... Totaled 122 bases on the year, second most among Razorback batters ... Added six sacrifice flies, also second most among Arkansas batters ... Recorded 18 multi-hit games, tying with INF Robert Moore and OF Christian Franklin for the team lead ... Led the Razorbacks in multi-RBI games with 16, including a team-leading three five-RBI efforts ... Had a season-long hitting streak of seven games and a reached base streak of eight consecutive games ... Perfect 2-for-2 in stolen base attempts ... Recorded a .995 fielding percentage, committing only two errors in 409 chances during the season ... Made his Arkansas against No. 3 Texas Tech (Feb. 20) in the State Farm College Baseball Showdown at Globe Life Field in Arlington, Texas, collecting a hit and two runs scored ... Drove in four runs on two hits, including his first home run of the season, against No. 9 Texas (Feb. 21) the very next day ... Doubled twice and drove in a pair of runs on the road at Louisiana Tech (March 13) ... Had a three-hit day against Oklahoma (March 16), homering and picking up four RBI ... Posted his first five-RBI day against Little Rock (April 7), hitting a home run in Arkansas' 10-3 win ... First multi-homer game came against UAPB (April 14), swatting two home runs and tallying five RBI ... Also homered twice against No. 9 Florida (May 22), driving in five runs to help the Razorbacks conclude the regular season with a three-game sweep of the Gators ... Doubled and drove in two runs against No. 16 NC State (June 11) in game one of the NCAA Fayetteville Super Regional ... Named one of 42 semifinalists, along with teammates OF Christian Franklin and RHP Kevin Kopps, for the Dick Howser Trophy, given to the top player in collegiate baseball ... Part of a Razorback offense that hit a school-record 109 home runs in 2021 ... Helped Arkansas set a school record in fielding percentage with a .980 mark for the year.

Sophomore at Johnson County CC (2020)

» JUCO Baseball Blog National Player of the Year

Team MVP and Johnson County CC Male Athlete of the Year ... Played in and started 22 games during the pandemic-shortened season, slashing .507/.543/1.240 with nine doubles, two triples, 14 home runs, 47 RBI and 25 runs scored ... Also stole three bases ... Racked up 13 multi-hit games and 12 multi-RBI efforts on the year ... Drove in runs in 19 of 22 contests, finishing the abbreviated campaign with an RBI in 10 consecutive games ... Led the NJCAA in homers and RBI ... Named the NJCAA National Player of the Week once during the campaign ... Led the Kansas Jayhawk Conference in hits, home runs and RBI, earning the league's Player of the Week award for three consecutive weeks ... Swatted two homers and drove in a season-high six RBI against Kirkwood CC (March 1) ... Two hits, including a home run, and five RBI in a 32-0 win at Labette CC (March 7) ... Ranked No. 20 on Prep Baseball Report's Top-100 JUCO Prospects.

Freshman at Wichita State (2019)

Played in 46 games, making 38 starts on the year ... Batted .218 with 32 hits, 20 runs, four doubles, one home run, 23 RBI, 21 walks and four stolen bases ... Had eight multi-hit and seven multi-RBI games during the campaign, including three-RBI efforts against Oral Roberts (March 12) and East Carolina (May 21) ... Swatted his first collegiate homer in the contest against ECU, powering the Shockers to a 6-2 win over the top-seeded Pirates in the opening round of the American Athletic Conference Baseball Championship.

High School

Played for head coach Rick Setter at Olathe Northwest HS ... Top-ranked shortstop in the state of Kansas by Perfect Game ... Ranked as the No. 1 overall player and shortstop in the state of Kansas by Prep Baseball Report ... 2019 Perfect Game Preseason All-American (Central Region Honorable Mention) ... 2018 Perfect Game Preseason Underclass All-American (High Honorable Mention) ... First team all-state and first team All-USA Today High School Sports as a junior ... Team's offensive MVP as a junior in 2018, hitting .391 with 10 doubles, four triples and two homers ... First team all-conference selection as a junior and second team all-conference honoree as a sophomore ... Was a member of the 2017 and 2018 sub-state championship teams ... Played basketball as a freshman.



2022 RAZORBACKS

Career Stats

Year	Avg.	GP-GS	AB	R	H	2B	3B	HR	RBI	TB	SLG%	BB	HBP	SO	GDP	OB%	SF	SH	SB-ATT	PO	A	E	FLD%
2021	.284	57-56	218	49	62	12	3	14	63	122	.560	19	5	64	1	.347	6	1	2-2	383	24	2	.995
TOTAL	.284	57-56	218	49	62	12	3	14	63	122	.560	19	5	64	1	.347	6	1	2-2	383	24	2	.995



ELIJAH TREST

RHP • L/R • 6-3 • 215 • Senior
White Oak, Texas • White Oak HS

20

MLB Draft

2021 - Colorado Rockies, 19th round (No. 560 overall)

Junior (2021)

Made 10 appearances out of the bullpen ... Logged a 1-0 record with a 3.14 ERA in 14.1 innings pitched ... Struck out 15 on the year, allowing seven runs (five earned) on 12 hits and eight walks ... Picked off a runner, the only Razorback pitcher to do so during the season ... Season debut came against No. 3 Texas Tech (Feb. 20) in the State Farm College Baseball Showdown at Globe Life Field in Arlington, Texas, striking out four batters over a season-long three innings of two-hit, one-run ball ... Fanned a pair in two hitless innings against Oklahoma (March 16) ... Punched out two in a perfect frame against Memphis (March 23) ... Member of an Arkansas pitching staff that set a school record with 657 strikeouts in 2021.

Sophomore (2020)

Made seven appearances in relief for the Razorbacks in 2020 ... Put together a 1.93 ERA over 9.1 innings of work, allowing just two runs on seven hits ... Recorded 10 strikeouts and walked three, with just one extra-base hit given up ... Retired the first batter he faced four times ... Posted five scoreless outings ... Was the final reliever used in the Sunday finale against Eastern Illinois (Feb. 16) ... Tossed a clean ninth inning against the Panthers ... Did not allow a hit, walk or run ... Ninth scoreless outing of his career ... Pitched a perfect eighth inning against Gonzaga on Feb. 20 ... Back-to-back showings with all three outs put in play ... Pitched again against the Zags on Feb. 22, throwing the ninth inning to finish out the 5-0 victory ... Struck out one and allowed one of the two hits in the contest ... Worked 1.2 innings against Baylor on March 1, giving up one run on two hits, walking one and striking out two ... Allowed a homer in the sixth inning ... Tossed one inning against Illinois State on March 3, giving up one run on one hit, striking out the other two batters he faced ... Pitched the middle three innings against South Alabama on March 8, keeping the Jags off the scoreboard after three runs in the opening three frames ... Allowed only one walk and two walks, striking out four ... Career-high four strikeouts ... Second time to work 3.0 innings ... Entered in relief in the seventh inning against Grand Canyon on March 11 ... Allowed two hits and struck out one over the final two outs of the frame ... All three of his inherited runners scored in the frame ... Ended the season with 13 career scoreless outings ... Part of a pitching staff that finished with a 3.68 ERA and 143 strikeouts over 142.0 innings of work.

Freshman (2019)

Made 15 appearances, all in relief and most among all Razorback freshmen ... Compiled a 7.58 ERA and a 1-1 record, his lone win coming against Tennessee (April 28) ... Threw 19.0 innings and allowed 16 earned runs with 19 strikeouts and 17 walks ... Held opponents to a .250 batting average and didn't give up an extra-base hit ... Five of his appearances came in conference play, where he compiled a 4.05 ERA in 6.2 innings ... Made his first collegiate appearance against Louisiana Tech (March 10), throwing one scoreless inning and striking out the side ... Appeared in two more games before making his SEC debut on the road at Alabama (March 22) ... Had another scoreless outing against the Tide, giving up no hits on 12 pitches ... Pitched a season-high 3.0 innings at No. 7 Vanderbilt (April 13), allowing just one hit and striking out one ... Made one appearance in the postseason, pitching 2.0 innings in the NCAA Super Regional against Ole Miss (June 9) and giving up two runs and striking out three.

White Oak High School

Played for head coach Skylar Stagner at White Oak High School ... Went 11-1 as a senior with a 0.68 ERA and two saves ... Also notched 130 strikeouts with only 30 walks in 91.2 innings ... Threw three no-hitters during the playoffs before falling in the regional finals ... Also batted .367 with eight home runs, seven doubles, six triples, 36 RBIs and 30 runs scored ... Was also 12-for-13 in stolen bases ... Was named the All-East Texas Baseball Player of the Year ... Missed most of junior season due to injury ... Went 7-1 on the mound as a sophomore with a 1.28 ERA and 44 strikeouts in 43.1 innings ... Hit .307 with a pair of home runs and 10 doubles in 2016 ... Also played football for White Oak High School and recorded nearly 200 tackles over the past two seasons.



2022 RAZORBACKS

Career Stats

Year	ERA	W-L	App	GS	CG	SHO/CBO	SV	IP	H	R	ER	BB	SO	2B	3B	HR	BF	B/Avg.	WP	HBP	BK	SFA	SHA	PO	A	E	FLD%
2019	7.58	1-1	15	0	0	0/1	0	19.0	18	17	16	17	19	0	0	2	96	.250	1	6	1	1	0	1	2	1	.750
2020	1.93	0-0	7	0	0	0/1	0	9.1	7	2	2	3	10	0	0	1	39	.212	0	2	0	0	1	1	1	0	1.000
2021	3.14	1-0	10	0	0	0/0	0	14.1	12	7	5	8	15	4	0	2	63	.240	2	3	1	2	0	1	3	0	1.000
TOTAL	4.85	2-1	32	0	0	0/2	0	42.2	37	26	23	28	44	4	0	5	198	.239	3	11	2	3	1	3	6	1	.900



JAXON WIGGINS

RHP • R/R • 6-6 • 225 • Sophomore
Roland, Okla. • Roland HS

22

Freshman (2021)

17 appearances, including four starts, on the mound as a true freshman ... Posted a 3-1 record with a 5.09 ERA, striking out 28 batters in 23.0 innings pitched ... Recorded four saves on the year, second most on the Razorbacks behind only RHP Kevin Kopps (11) ... Limited opposing hitters to a .227 batting average ... Allowed 13 runs on 20 hits and 14 walks ... Began his collegiate career with four consecutive scoreless outings, striking out multiple batters in each of his four appearances ... Made his debut against No. 10 TCU (Feb. 22) in the State Farm College Baseball Showdown at Globe Life Field in Arlington, Texas, striking out the side in an inning of work ... Earned his first save of the season against Murray State (March 5), fanning two of three batters faced ... Recorded his second save on the road at Louisiana Tech (March 12), once against striking out two opposing hitters ... Earned a multi-inning save at No. 2 Mississippi State (March), throwing two scoreless frames with a strikeout against the Bulldogs ... Made his first start of the season against Arkansas State (May 11), fanning three in two scoreless frames ... Started against No. 9 Florida (May 22), striking out a pair in three scoreless innings ... Went a season-long 3.2 innings in a start against No. 4 Tennessee (May 30) in the championship game of the SEC Tournament, punching out five while allowing just one run on four hits ... Started against No. 19 Nebraska (June 7) in a decisive game three during the NCAA Fayetteville Super Regional, recording two strikeouts in two innings of action ... Member of an Arkansas pitching staff that set a school record with 657 strikeouts in 2021.

High School

Attended Roland High School in Roland, Okla. ... Ranked No. 129 in the country and seventh overall in Oklahoma according to Perfect Game ... Named to Perfect Game's 2020 Preseason West - All Region 1st Team ... Was a 2nd Team Preseason Underclassman Perfect Game All-American in 2019 ... Named to the All-Tournament Team in the 2019 PG 17U World Series ... Also a standout basketball player.



2022 RAZORBACKS

Career Stats

Year	ERA	W-L	App	GS	CG	SHO/CBO	SV	IP	H	R	ER	BB	SO	2B	3B	HR	BF	B/Avg.	WP	HBP	BK	SFA	SHA	PO	A	E	FLD%
2021	5.09	3-1	17	4	0	0/0	4	23.0	20	13	13	14	28	3	1	4	103	.227	5	1	0	0	0	1	0	1	.500
TOTAL	5.09	3-1	17	4	0	0/0	4	23.0	20	13	13	14	28	3	1	4	103	.227	5	1	0	0	0	1	0	1	.500



BRAYDON WEBB

OF • R/R • 6-0 • 200 • Graduate Student
McKinney, Texas • McKinney Boyd HS / Grayson CC

24

Redshirt Senior (2021)

Played in 48 games with 26 starts (22 in left field, 3 in center field, one as designated hitter), slashing .174/.372/.413 with six homers and 16 runs batted in ... Scored 25 runs on the year ... Drew 21 walks and was hit by eight pitches ... Tallied one multi-hit game and four multi-RBI games ... Season-long hitting streak of four games and reached base streak of eight consecutive games ... Perfect 6-of-6 in stolen base attempts ... Posted a .981 fielding percentage, committing only one error in 53 chances ... Started in the season opener against No. 3 Texas Tech (Feb. 20) in the State Farm College Baseball Showdown at Globe Life Field in Arlington, Texas, recording a stolen base and two RBI on one hit and a walk ... Drew a season-high four walks and swatted his first homer of the season against Memphis (March 23) ... Hit his second home run of the year on the road at No. 2 Mississippi State (March 27) ... Logged his second multi-RBI game at No. 3 Ole Miss (April 11), collecting a pair of runs batted in with three runs scored and three walks ... First of two three-RBI efforts came on the road at No. 4 Tennessee, hitting a home run in the process ... Turned in another three-RBI performance against NJIT (June 4) in the NCAA Fayetteville Regional with his sixth homer of the year ... Part of a Razorback offense that hit a school-record 109 home runs in 2021 ... Helped Arkansas set a school record in fielding percentage with a .980 mark for the year.

Redshirt Junior (2020)

Started all 13 games he played at left field in his first season with the Hogs in 2020 ... Hit leadoff each of the first five games and in eight total, moving to the middle of the order later in the season ... Finished the year with a .340/.400/.452 line at the plate, tallying 17 hits, just one for extra bases, which was a homer in the second game of the season ... Tallied six RBIs and 14 runs scored, tying for the team-lead in free passes with 10 walks, also the most on the team, and one HBP ... Opened the year with hits in each of the first three games against Eastern Illinois (Feb. 14-16) ... Posted five hits against the Panthers, with multi-hit performances in each of the last two games of the set ... Hit a solo homer of the right field pole on Feb. 15 for his only extra-base hit of the year ... Finished the series with five runs scored and a walk ... Tallied two RBIs and a run scored on a pair of sacrifices against Gonzaga on Feb. 21 ... Had one hit against the Bulldogs, coming in the finale, also scoring a run in the contest ... Posted at least one hit in each of the last eight games of the year, with three multi-hit performances ... Went 4-for-8 at the Shriners College Classic in Houston, driving in one run ... Ended the trip to Minute Maid Park with a 3-for-4 showing against Baylor with an RBI on March 1 ... After a hit, two walks and a run scored vs. Illinois State (March 3), posted another 4-for-8 series against South Alabama (March 6-8), complete with two RBIs, three runs scored, five walks, two stolen bases and a HBP ... Walked twice in three-straight games (March 3-7) ... Recorded two hits, an RBI and a run in the series opener vs. the Jags, followed by a two-run day and one hit in game two of the series ... Played his last game in the first matchup with Grand Canyon (March 10), rolling out two hits, a walk and a run in the 6-1 win ... Part of an offense that finished with a .310 average at the plate with 175 hits and 118 runs scored in 2020.

Prior to Arkansas

NJCAA First Team All-American at Grayson Community College ... Hit .450 in 55 games with 91 hits, 49 for extras bases, including 25 doubles, six triples and 14 homers as a redshirt sophomore in 2019 ... Ranked second among the JUCO ranks in doubles and seventh in hits ... Notched 66 RBI and scored 83 runs for Grayson as a redshirt freshman in 2018 ... Played in 11 games at Grayson CC during his freshman year in 2017 before earning a redshirt ... Was a 2016 Perfect Game Preseason All-American - Texas Region Honorable Mention ... Also earned 2015 PG Preseason Underclass All-American Honorable Mention honoree playing prep ball for the Dallas Patriots Stout.



Career Stats

Year	Avg.	GP-GS	AB	R	H	2B	3B	HR	RBI	TB	SLG%	BB	HBP	SO	GDP	OB%	SF	SH	SB-ATT	PO	A	E	FLD%
2020	.340	13-13	50	14	17	0	0	1	6	20	.400	10	1	14	0	.452	1	1	2-3	20	0	2	.909
2021	.174	48-26	92	25	16	4	0	6	16	38	.413	21	8	43	0	.372	0	2	6-6	51	1	1	.981
TOTAL	.232	61-39	142	39	33	4	0	7	22	58	.408	31	9	47	0	.399	1	3	8-9	71	1	3	.960



KOLE RAMAGE

RHP • R/R • 6-1 • 205 • Redshirt Senior
Southlake, Texas • Southlake Carroll HS

28

Senior (2021)

Made 13 appearances, including three starts, on the mound ... Logged a 2-1 record with a 6.75 ERA in 24.0 innings of work ... Recorded one save, the first of his career ... Struck out 29 while allowing 20 runs (18 earned) on 33 hits and eight walks ... Struck out four in three innings of relief against Memphis (March 24) ... Made his first start of the season against UCA (March 30), fanning a pair while allowing three runs (two earned) over four innings ... Struck out a season-high seven in a start against Little Rock (April 7), pitching a season-long 4.2 innings in the contest ... Third start of the year came against UAPB (April 14), punching out four in two scoreless frames ... Pitched out of the bullpen against NJIT (June 4) in the NCAA Fayetteville Regional, striking out three in two innings of relief ... Member of an Arkansas pitching staff that set a school record with 657 strikeouts in 2021.

Junior (2020)

Started three games and made two appearances in relief in 2020 ... Put together a 1-1 record, earning the win in relief and dropping one of his starts ... Finished with a 4.40 ERA over 14.1 innings of work on the mound, allowing eight runs, seven earned, on 17 hits and five walks ... Struck out 14, one of seven Hogs to strike out 10 or more batters in 2020 ... Retired the first batter he faced as a reliever in both outings, but allowed both inherited runners to score ... Appeared as the first reliever on Sunday, Feb. 16, against Eastern Illinois ... Worked 2.0 innings of relief, allowing just one hit and one walk, striking out two, to earn the victory ... Second consecutive year to enter in relief in his first appearance of the year and come away with the win ... 16th career shutout outing ... Made his first start of the 2020 season on Feb. 20 against Gonzaga ... Went 2.2 innings, allowing two runs on four hits & two walks, striking out two ... Fifth career start ... Worked 1.2 innings in relief on Sunday, Feb. 23, against Gonzaga, allowing one run, unearned, on two hits ... Picked up his second start of the season, first on normal rest and delivered five strong innings against Baylor on March 1 ... Allowed just two runs on four hits and a walk, striking out six, one off a career-high ... Most innings pitched since a start against Northwestern State on April 23, 2019 ... Second time in his career to go 5.0 frames ... Started the finale against South Alabama (3/8), allowing three runs on six hits over three innings ... Struck out four in the contest, allowing season-highs in hits and runs ... Part of a pitching staff that finished with a 3.68 ERA and 143 strikeouts over 142.0 innings of work.

Sophomore (2019)

Made 24 appearances with two starts ... His appearance total tied for third-most on the team ... Compiled a 5.25 ERA and a 7-1 record, the second-most wins on the pitching staff ... Also totaled 53 strikeouts while giving up 35 earned runs in 60.0 innings ... Walked 29 batters and held opponents to a .260 batting average ... Made nine appearances in SEC play, going 1-0 with a 7.09 ERA in 26.2 innings ... Struck out 20 batters in league play and walked 11 for a 1.8 strikeout-to-walk ratio ... Pitched 2.0+ innings in 13 of his final 17 appearances of the season and eight of those outings were in conference play ... Threw 3.0+ innings in five of his seven victories ... Earned the win in his first three appearances, all in relief (vs. Eastern Illinois - Feb. 16; at USC - Feb. 21, vs. Stony Brook - March 1) ... All three of those appearances consisted of 2.0+ innings, the final two were 3.0+ innings ... Struck out 10 batters over that three-game stretch and allowed just one unearned run ... Did not give up an earned run in his first 12 innings of the season, walking only three during that same stretch ... Went a career-long 5.0 innings in his first start of the season (vs. Northwestern State - April 23), allowing just one run on five hits, striking out five and walking one ... Struck out a career-high seven batters in a 4.0-inning start against Grambling State (April 30) at Dickey-Stephens Park in North Little Rock ... Walked a career-high five batters at No. 15 Auburn (April 5) in 4.2 innings of relief, his longest relief appearance of his career and the first time he had allowed more than two walks in an outing in 33-straight appearances ... Made three appearances in the postseason, two coming in the SEC Tournament and one in the NCAA Super Regional against Ole Miss ... Gave up just one run in three innings of the SEC Tournament, coming against Georgia (May 23) and struck out a combined three.

Freshman (2018)

Made 21 appearances with two starts ... His appearances were the most for any freshman Razorback pitcher and the fourth-most on the pitching staff ... Compiled a 4.00 ERA over 36.0 innings with 50 strikeouts and only 16 earned runs ... Only walked 16 batters and held opponents to a .261 average ... Made six appearances in conference play and only gave up five earned runs over 11.1 innings, while striking out 16 ... Made four appearances in the NCAA Tournament, three coming in the College World Series ... Struck out six over 4.2 innings in the College World Series ... Made his first collegiate appearance against Bucknell (Feb. 16), striking out four over two innings while allowing just one hit ... Made his first collegiate start against Kentucky (March 17) ... Also started the regular-season finale against Georgia (May 19), throwing a season-high 4.2 innings and allowing only two earned runs with a season-high five strikeouts ... Picked up his first collegiate win against Missouri State (April 17) ... Had five appearances with four or more strikeouts (vs. Bucknell - Feb. 16; vs. Kent State - March 9; at Ole Miss - March 30; vs. Grambling State - April 10; at Georgia - May 19).

High School

Played for head coach Larry Vucan at Southlake Carroll High School ... Ranked No. 63 in the state of Texas by Perfect Game ... Attended the 2015 Perfect Game South Underclass Showcase ... Went 8-2 on the mound as a junior with a 1.10 ERA and 75 strikeouts in 70 innings pitched ... Named First Team 7-6A All-District in 2016 ... Was 3-1 as a sophomore with a 2.37 ERA and 40 strikeouts ... Also played football for Southlake Carroll ... Played summer ball with the Dallas Patriots-Stout Team.



2022 RAZORBACKS

Career Stats

Year	ERA	W-L	App	GS	CG	SHO/CBO	SV	IP	H	R	ER	BB	SO	2B	3B	HR	BF	B/Avg.	WP	HBP	BK	SFA	SHA	PO	A	E	FLD%
2018	4.00	1-1	21	2	0	0/1	0	36.0	36	30	16	16	50	5	0	3	164	.261	8	2	0	2	6	4	8	0	1.000
2019	5.25	7-1	24	2	0	0/1	0	60.0	61	42	35	29	53	7	1	8	272	.260	7	4	0	2	2	4	11	1	.938
2020	4.40	1-1	5	3	0	0/0	0	14.1	17	8	7	5	14	3	1	1	71	.274	3	3	0	0	1	0	3	1	.750
2021	6.75	2-1	13	3	0	0/0	1	24.0	33	20	18	8	29	4	2	4	114	.324	1	2	0	1	1	3	2	1	.833
TOTAL	5.09	11-4	63	10	0	0/2	1	134.1	147	100	76	58	146	19	4	16	621	.274	19	11	0	5	10	11	24	3	.921



ZACK MORRIS

LHP • L/L • 6-3 • 225 • Junior
Cabot, Ark. • Cabot HS

32

Sophomore (2021)

Made 16 appearances out of the bullpen ... Recorded a 4.80 ERA and 19 strikeouts in 15.0 innings of work ... Allowed 11 runs (eight earned) on 15 hits and six walks ... Tallied multiple strikeouts in seven of his 16 outings ... Made his season debut against SEMO (Feb. 27), striking out both batters faced in 0.2 innings ... Fanned two in a scoreless frame against No. 22 Alabama (March 20) ... Punched out a pair in a scoreless inning of work during the second game of a doubleheader at No. 3 Ole Miss (April 10) ... Logged a season-high four strikeouts in two scoreless innings against UAPB (April 13) ... Member of an Arkansas pitching staff that set a school record with 657 strikeouts in 2021.

Freshman (2020)

Made five appearances in relief as a freshman for the Razorbacks in 2020 ... Finished with a 3.18 ERA and a 1-0 record after tossing 5.2 innings, allowing two runs on four hits and a walk, striking out one ... Did not allow an extra base hit in 22 batters faced ... Had three performances with no runs allowed, coming every other outing on the mound ... First collegiate appearance against Gonzaga (Feb. 21) ... Did not allow a hit or walk ... Worked the seventh & eighth innings vs. the Zags in the series finale, allowing one run on two hits ... Exchanged a run for an out on a sacrifice fly, then got a pair of groundouts to end the frame ... Followed it with nine pitchers and three quick outs in the eighth inning ... Faced one batter in the seventh inning against Oklahoma (Feb. 28), induced a groundout to second base to end the inning ... Faced one Illinois State batter on March 3, allowing an RBI hit in the eighth ... Pitched 2.1 innings in relief, earning the win against Grand Canyon on March 11 ... Allowed just one hit and one walk, picking up his first strikeout of the year to end the third inning ... Part of a pitching staff that finished with a 3.68 ERA and 143 strikeouts over 142.0 innings of work.

High School

Played for head coach Ronnie Goodwin at Cabot HS ... No. 12 player in Arkansas, according to Max Preps ... Had an even 2.00 ERA over his three seasons at Cabot ... As a junior, generated a career-best 1.25 ERA with six victories in 10 appearances, while striking out 63 over 50.1 innings ... Held opponents to a .187 batting average during the 2018 season and helped Cabot High to the first round of the state tournament ... Part of 2017 Class 7A state championship team ... Played in 2018 Area Code Games ... Named to 2017-18 All-USA Arkansas Baseball Team ... Also named 2018 Class 7A All-State.



2022 RAZORBACKS

Career Stats

Year	ERA	W-L	App	GS	CG	SHO/CBO	SV	IP	H	R	ER	BB	SO	2B	3B	HR	BF	B/Avg.	WP	HBP	BK	SFA	SHA	PO	A	E	FLD%
2020	3.18	1-0	5	0	0	0/0	0	5.2	4	2	2	1	1	0	0	0	22	.200	0	0	0	1	0	2	0	0	1.000
2021	4.80	0-0	16	0	0	0/1	0	15.0	15	11	8	6	19	3	0	2	65	.263	0	0	0	2	0	0	2	0	1.000
TOTAL	4.35	1-0	21	0	0	0/1	0	20.2	19	13	10	7	20	3	0	2	87	.247	0	0	0	3	0	2	2	0	1.000



PEYTON PALLETTE

RHP • R/R • 6-1 • 180 • Junior
Benton, Ark. • Benton HS

36

Sophomore (2021)

» Newcomer All-SEC Team

Stepped into the starting rotation during his first full season as a Razorback ... Made 15 appearances, including 11 starts, logging a 1-2 record with a 4.02 ERA in 56.0 innings of work ... Picked up one save, the second of his career ... Struck out 67 batters while allowing 27 runs (25 earned) on 51 hits and 20 walks on the year ... Limited opposing hitters to a .237 batting average ... Struck out five or more batters in eight of his 11 starts ... Made his first start of the year against No. 9 Texas (Feb. 21) in the State Farm College Baseball Showdown at Globe Life Field in Arlington, Texas, striking out eight in 4.1 scoreless innings of one-hit ball ... Earned his first win of the season against SEMO (Feb. 27), striking out eight over five scoreless innings ... Racked up a career-high 10 strikeouts in a start against Murray State (March 5) ... Recorded his lone save of the season on the road at No. 2 Mississippi State (March 26), limiting the Bulldogs to one run on two hits while striking out a pair in four innings of relief work ... Started against Texas A&M (April 17) in the second game of a doubleheader, fanning seven over six scoreless innings ... Eight strikeouts in a start against Georgia (May 8) ... Member of an Arkansas pitching staff that set a school record with 657 strikeouts in 2021.

Freshman (2020)

Made four appearances out of the bullpen for the Razorbacks in 2020 ... Recorded a 1.59 ERA and one save after pitching 5.2 innings in his freshman season ... Allowed three runs, one earned, on five hits and three walks, while striking out three ... Retired the first batter he faced twice ... Pitched the ninth inning of Saturday's 10-1 win over Eastern Illinois on Feb. 16 ... Allowed one run on two hits, trading the run for a 4-6-3 double play, ending the game on a called-strike three ... First collegiate appearance ... Pitched the eighth inning against No. 22 Oklahoma in Houston on Feb. 28, facing the minimum ... Worked 1.2 innings against South Alabama on March 6, giving up two runs, both unearned, on three hits and a walk, striking out one ... First game to pitch more than one inning ... Earned the save in the final game of the year vs. Grand Canyon (March 11) after tossing the final two frames of the 2020 season ... Walked two in the game and struck out one without allowing a hit, inducing a double play to end the game ... Part of a pitching staff that finished with a 3.68 ERA and 143 strikeouts over 142.0 innings of work.

High School

Played for head coach Mark Balisterri at Benton High School and head coach Chase Brewster of the Arkansas Sticks ... Ranked as the No. 2 RHP and fifth overall player in the state of Arkansas by Perfect Game ... A top 500 player in the nation according to Perfect Game and a member of the Arkansas Sticks travel team ... 2019 PG Preseason All-American - Southeast Region Honorable Mention ... Played primarily at third base at Benton High school as a junior before transitioning full time to pitching last summer with the Sticks ... Helped Benton HS to a runner-up finish in the Arkansas Class 6A state playoffs in 2018 ... 2018 All-Conference Honorable Mention ... Pitched only 8.2 innings for the Panthers last year, but struck out 15 and walked only five ... Has seen his fastball go from the mid-80s to low 90s since focusing on pitching during the summer months.



Career Stats

Year	ERA	W-L	App	GS	CG	SHO/CBO	SV	IP	H	R	ER	BB	SO	2B	3B	HR	BF	B/Avg.	WP	HBP	BK	SFA	SHA	PO	A	E	FLD%
2020	1.59	0-0	4	0	0	0/0	1	5.2	5	3	1	3	3	0	0	0	24	.238	2	0	0	0	0	0	0	0	.000
2021	4.02	1-2	15	11	0	0/1	1	56.0	51	27	25	20	67	5	0	3	246	.237	5	9	0	1	1	1	4	1	.833
TOTAL	3.79	1-2	19	11	0	0/1	2	61.2	56	30	26	23	70	5	0	3	270	.237	7	9	0	1	1	1	4	1	.833



MARK ADAMIAK

RHP • R/R • 6-4 • 230 • Redshirt Sophomore
Shawnee, Kan. • Shawnee Mission Northwest HS

38

Sophomore (2021)

Redshirt season ... Did not appear in any games.

Freshman (2020)

Pitched twice in relief for Arkansas as a freshman in 2020 ... Made his first appearance against South Alabama on March 6 ... Worked 1.1 innings of relief, allowing one run on two hits, striking out one of the six batters he faced ... Also pitched against Grand Canyon on March 11 for a-third-of-an-inning ... Struck out the first batter he squared off against in the fifth inning, allowing two hits before giving way to another reliever ... Was charged with the two runs after the baserunners scored later in the inning.

High School

Played for head coach Domenic Mussat at Shawnee Mission Northwest High School Top 500-player in the nation according to Perfect Game ... Rated as the No. 6 player in the state of Kansas and top RHP by PG ... Preseason PG 2019 All-American and All-Region honoree ... Was a four-year letter winner and two-year starter in high school ... Also a team captain ... Ranked seventh overall and second as a pitcher in the state of Kansas, according to Prep Baseball Report ... Named second team all-state as a junior ... Posted a 5-1 record with a 2.33 ERA and 41 strikeouts in 33 innings of work in 2018 ... Was named All-Sunflower League honorable mention as a sophomore.



Career Stats

Year	ERA	W-L	App	GS	CG	SHO/CBO	SV	IP	H	R	ER	BB	SO	2B	3B	HR	BF	B/Avg.	WP	HBP	BK	SFA	SHA	PO	A	E	FLD%
2020	16.20	0-0	2	0	0	0/0	0	1.2	4	3	3	0	2	1	0	0	9	.444	0	0	0	0	0	0	1	0	1.000
2021	REDSHIRT SEASON																										
TOTAL	16.20	0-0	2	0	0	0/0	0	1.2	4	3	3	0	2	1	0	0	9	.444	0	0	0	0	0	0	1	0	1.000



EVAN TAYLOR

LHP • L/L • 6-4 • 250 • Senior
Florence, Ala. • Florence HS

39

Junior (2021)

Made seven appearances out of the Razorback bullpen ... Finished the year with a 7.94 ERA in 5.2 innings of work ... Allowed five runs on six hits and three walks while striking out four during the year ... Held opponents scoreless in six of his seven outings and hitless in five of his seven appearances ... Made his season debut against No. 10 TCU (Feb. 22) in the State Farm College Baseball Showdown at Globe Life Field in Arlington, Texas, tossing a perfect 0.2 innings of relief ... Emerged from the bullpen and struck out the only batter faced against Oklahoma (March 16) ... Season-long appearance of 2.0 innings came against No. 22 Alabama (March 19) ... Threw a scoreless frame of relief against both UCA (March 30) and UAPB (April 14) ... Member of an Arkansas pitching staff that set a school record with 657 strikeouts in 2021.

Sophomore (2020)

Made two appearances in relief for the Hogs in 2020 ... Finished with a 9.00 ERA after tossing 2.0 innings, allowing two runs on one hit and two walks while striking out three ... Pitched his first game of the year on March 6 against South Alabama, tossing 1.2 innings ... Struck out two and walked one over the six batters he faced ... Gave up two runs on one hit and one walk in one-third-of-an-inning against Grand Canyon on March 11 ... Struck out one in the seventh inning, did not surrender the runs but was charged with them.

Freshman (2019)

Made eight appearances, all in relief and compiled a 6.43 ERA over 7.0 innings ... Gave up just five earned runs on three hits and struck out 13 batters ... Held opponents to a .136 batting average with two of his appearances coming in SEC play ... Made first career appearance against Memphis (Feb. 27), striking out the side in one inning of work ... Struck out a season-high four against Western Illinois (March 13) in two innings of work with no runs allowed and only one walk ... Did not give up a run in his first five appearances (5.1 innings) and allowing just three walks and combining for 11 strikeouts ... Made first SEC appearance at Alabama (March 22), working 0.2 innings ... Also saw the field against Ole Miss (March 31), walking two.

High School

Attended Florence High School in Florence, Ala. ... The No. 25-ranked player in the state of Alabama according to Perfect Game and the No. 6 left-handed pitcher ... A 2018 Perfect Game Preseason All-Region Honorable Mention ... Attended 2017 Perfect Game National Showcase ... Compiled a 2.20 ERA and 50 innings pitched as a junior ... Helped Florence High School to Area Championships in 2015 and 2016 ... Also played in the 2016 National High School Invitational ... Played travel ball for the Louisiana Knights.



2022 RAZORBACKS

Career Stats

Year	ERA	W-L	App	GS	CG	SHO/CBO	SV	IP	H	R	ER	BB	SO	2B	3B	HR	BF	B/Avg.	WP	HBP	BK	SFA	SHA	PO	A	E	FLD%
2019	6.43	0-0	8	0	0	0/1	0	7.0	3	5	5	9	13	0	0	0	33	.136	3	1	0	0	1	0	1	0	1.000
2020	9.00	0-0	2	0	0	0/0	0	2.0	1	2	2	2	3	0	0	0	9	.143	0	0	0	0	0	0	0	0	.000
2021	7.94	0-0	7	0	0	0/0	0	5.2	6	5	5	3	4	1	0	2	25	.273	2	0	0	0	0	0	1	0	1.000
TOTAL	7.36	0-0	17	0	0	0/0	0	14.2	10	12	12	14	20	1	0	2	67	.200	5	1	0	0	1	0	2	0	1.000



WILL McENTIRE

RHP • R/R • 6-4 • 225 • Redshirt Sophomore
Bryant, Ark. • Bryant HS

41

Sophomore (2021)

Redshirt season ... Did not appear in any games.

Freshman (2020)

Started one game and came out of the bullpen in another as a freshman in 2020 ... Recorded a 1.12 ERA and finished with a 1-0 record after working 8.0 innings ... Allowed just one run on seven hits, striking out seven ... Retired the first batter he faced in his one relief outing ... Made first career appearance on March 7 against South Alabama ... Struck out four in the outing, retiring all six batters he faced ... Struck out the side in the seventh inning on 10 pitches ... Made his first start on March 10 against Grand Canyon ... Pitched 6.0 innings of one-run ball, allowing six hits and no walks, while striking out three ... Earned his first career win ... Only two of the 22 batters had counts reach three balls ... Part of a pitching staff that finished with a 3.68 ERA and 143 strikeouts over 142.0 innings of work.

High School

Attended Bryant High School in Bryant, Ark. ... Rated as the No. 5 RHP and 10th overall prospect in the state of Arkansas by Perfect Game ... Named a top-500 player by PG ... Played prep ball for the Bryant Black Sox ... 2019 PG Preseason All-American - Southeast Region Honorable Mention ... 2018 PG Preseason Underclass All-American Honorable Mention ... 2017 16U Perfect Game - East Cobb Invitational All-Tournament Team ... Earned All-State honors as a junior at Bryant HS after recording a 1.60 ERA over 48.0 innings, with 64 strikeouts ... Tossed a 7-1 record summer after junior year with the Bryant Black Sox, putting together a 2.15 ERA with 68 strikeouts over 61.2 IP.



2022 RAZORBACKS

Career Stats

Year	ERA	W-L	App	GS	CG	SHO/CBO	SV	IP	H	R	ER	BB	SO	2B	3B	HR	BF	B/Avg.	WP	HBP	BK	SFA	SHA	PO	A	E	FLD%
2020	1.12	1-0	2	1	0	0/0	0	8.0	7	1	1	0	7	0	0	1	28	.250	0	0	0	0	0	0	1	0	1.000
2021	REDSHIRT SEASON																										
TOTAL	1.12	1-0	2	1	0	0/0	0	8.0	7	1	1	0	7	0	0	1	28	.250	0	0	0	0	0	0	1	0	1.000



MILLER PLEIMANN

RHP • R/R • 6-4 • 200 • Redshirt Junior
Fayetteville, Ark. • Fayetteville HS / Wichita State

43

Redshirt Sophomore (2021)

Two appearances, including one start, on the mound for the Razorbacks ... Posted a 3.00 ERA in three innings of work on the season, striking out five and limiting opposing hitters to a .091 batting average ... Made his Arkansas debut in a start against Memphis (March 24), striking out three in two hitless innings ... Came out of the bullpen against UAPB (April 14) and struck out two in a scoreless frame ... Member of an Arkansas pitching staff that set a school record with 657 strikeouts in 2021.

Sophomore (2020)

Redshirt season ... Sat out the year due to transfer rules.

Freshman at Wichita State (2019)

Pitched in 16 games as a true freshman ... Started one game and picked up a save after tossing 19.2 innings ... Struck out 14 and walked 13 ... Put together scoreless outings in eight of his 16 appearances ... Went a season-high 2.2 innings in back-to-back games against Rhode Island (March 16) and Omaha (March 26).

High School

Three-year letter winner at Fayetteville High School in Fayetteville, Ark. ... Garnered all-state and all-conference honors as a junior and senior ... 2017 Perfect Game Underclass All-American and USA Today High School Sports Arkansas First Team honoree ... Went 4-3 with a 2.40 ERA and 67 strikeouts as a senior ... Posted a 7-2 record with a 1.40 ERA and 62 strikeouts as a junior.



Career Stats

Year	ERA	W-L	App	GS	CG	SHO/CBO	SV	IP	H	R	ER	BB	SO	2B	3B	HR	BF	B/Avg.	WP	HBP	BK	SFA	SHA	PO	A	E	FLD%
2019 (WSU)	6.41	0-0	16	1	0	0/0	1	19.2	25	15	14	13	14	4	0	2	94	.313	2	0	1	1	0	1	1	0	1.000
2020	REDSHIRT SEASON																										
2021	3.00	0-0	2	1	0	0/0	0	3.0	1	2	1	3	5	0	0	0	16	.091	1	1	0	1	0	0	0	0	.000
TOTAL	5.95	0-0	18	2	0	0/0	1	22.2	26	17	15	16	19	4	0	2	110	.286	3	1	1	2	0	1	1	0	1.000



HESTON TOLE

RHP • R/R • 6-6 • 220 • Sophomore
Wichita Falls, Texas • IMG Academy

48

Freshman (2021)

Made 10 appearances out of the bullpen as a true freshman, posting a 1-0 record with a 2.25 ERA in 12.0 innings ... Struck out 20 while allowing only three runs on eight hits and two walks for the season ... Limited opposing hitters to a .195 batting average against ... Collected at least one strikeout in all 10 of his appearances on the mound, including five multi-strikeout efforts on the year ... Collegiate debut came against Little Rock (April 7), punching out one in a perfect inning of work ... Struck out three in a scoreless frame against UAPB (April 13) ... Made his first appearance against an SEC opponent at home against Texas A&M (April 17), striking out two in game one of a doubleheader ... Punched out a season-high four batters on two occasions: vs. Georgia (May 26) in the SEC Tournament, vs. No. 16 NC State (June 11) in the NCAA Fayetteville Super Regionals ... Member of an Arkansas pitching staff that set a school record with 657 strikeouts in 2021.

High School

Attended IMG Academy in Bradenton, Fla. ... Played in Perfect Game Junior National Showcase in 2017 and 2018 ... Named PG Preseason Underclassman All-American in 2017, 2018 and 2019 ... Won the 2019 PG High School Showdown with IMG Academy Ascenders ... Batted .412 and boasted a 2.43 ERA as a freshman at Bowie High School in Bowie, Texas, before transferring to IMG Academy in 2017.



2022 RAZORBACKS

Career Stats

Year	ERA	W-L	App	GS	CG	SHO/CBO	SV	IP	H	R	ER	BB	SO	2B	3B	HR	BF	B/Avg.	WP	HBP	BK	SFA	SHA	PO	A	E	FLD%
2021	2.25	1-0	10	0	0	0/1	0	12.0	8	3	3	2	20	0	0	0	48	.195	1	5	0	0	0	2	0	0	1.000
TOTAL	2.25	1-0	1-0	0	0	0/1	0	12.0	8	3	3	2	20	2	0	0	48	.195	1	5	0	0	0	2	0	0	1.000



MATTHEW MAGRE

LHP • L/L • 6-1 • 220 • Sophomore
Fayetteville, Ark. • Fayetteville HS

50

Freshman (2021)

Saw action out of the bullpen in one game as a true freshman ... Made his collegiate debut and lone appearance of the season against SEMO (Feb. 27), striking out one ... Finished the year with a 0.00 ERA in 0.2 innings of work ... Member of an Arkansas pitching staff that set a school record with 657 strikeouts in 2021.

High School

Attended Fayetteville High School in Fayetteville, Ark. ... No. 2 left-hander and 18th overall prospect in Arkansas according to Perfect Game ... A 2018 and 2019 PG Preseason Underclassman All-American ... Named a top prospect of the 2018 National Indoor Showcase ... Named to 2019 6A All-State Team and helped Fayetteville reach the 6A State Tournament Quarterfinals.



2022 RAZORBACKS

Career Stats

Year	ERA	W-L	App	GS	CG	SHO/CBO	SV	IP	H	R	ER	BB	SO	2B	3B	HR	BF	B/Avg.	WP	HBP	BK	SFA	SHA	PO	A	E	FLD%
2021	0.00	0-0	1	0	0	0/0	0	0.2	0	0	0	1	1	0	0	0	3	.000	0	0	0	0	0	0	0	0	1.000
TOTAL	0.00	0-0	1	0	0	0/0	0	0.2	0	0	0	1	1	0	0	0	3	.000	0	0	0	0	0	0	0	0	1.000



GABRIEL STARKS

RHP • R/R • 6-1 • 220 • Sophomore
Pine Bluff, Ark. • Watson Chapel HS

55

Freshman (2021)

Made four appearances as a true freshman, logging a 9.00 ERA in 4.0 innings out of the bullpen ... Struck out six on the year, allowing four runs on three hits and three walks ... Made his collegiate debut against SEMO (Feb. 27), punching out one in an inning of work ... Tossed a perfect inning with a season-high two strikeouts against UCA (March 30) ... Picked up a strikeout in a scoreless frame against Little Rock (April 7) ... Fanned a pair of batters in an inning-long appearance against UAPB (April 13) ... Member of an Arkansas pitching staff that set a school record with 657 strikeouts in 2021.

High School

Attended Watson Chapel High School in Pine Bluff, Ark. ... Posted a 1.52 ERA with 74 strikeouts in 50.2 innings last year as a junior ... Earned 5A Central Player of the Year and All-State honors in 2019 ... Ranked No. 259 in the nation, according to Perfect Game, and was a High Honorable Mention for the 2019 PG Preseason Underclass All-America Team ... Named to 5A State All-Tournament Team as a junior ... Played for the Arkansas Sticks travel team.



2022 RAZORBACKS

Career Stats

Year	ERA	W-L	App	GS	CG	SHO/CBO	SV	IP	H	R	ER	BB	SO	2B	3B	HR	BF	B/Avg.	WP	HBP	BK	SFA	SHA	PO	A	E	FLD%
2021	9.00	0-0	4	0	0	0/0	0	4.0	3	4	4	3	6	0	1	0	18	.200	0	0	0	0	0	0	0	0	.000
TOTAL	9.00	0-0	4	0	0	0/0	0	4.0	3	4	4	3	6	0	1	0	18	.200	0	0	0	0	0	0	0	0	.000



EVAN GRAY

RHP • R/R • 6-4 • 205 • Redshirt Sophomore
Swansea, Ill. • Belleville East HS

58

Redshirt Freshman (2021)

Made six appearances out of the bullpen, recording a 5.06 ERA in 5.1 innings ... Struck out four on the year, allowing three runs on six hits and two walks ... Collegiate debut came against SEMO (Feb. 25), striking out one in a scoreless inning of work ... Racked up a season-high two strikeouts in an inning against Murray State (March 7) ... Twirled a perfect frame in relief against Memphis (March 24) ... Member of an Arkansas pitching staff that set a school record with 657 strikeouts in 2021.

Freshman (2020)

Redshirt season ... Did not appear in any games.

High School

Attended Belleville East High School in Belleville, Ill. ... Rated as the No. 2 right-handed pitcher and the No. 7 overall prospect in the state of Illinois by Perfect Game ... Ranked as the No. 225 overall prospect in the nation and the No. 71 right-handed pitcher in the country by Perfect Game ... Played for St. Louis Pirates 17U Select/Elite Baseball Training squad ... Named to the National Indoor Showcase Top Prospect Team (PG) ... 2019 Perfect Game Preseason All-American - Central All-Region First Team ... Two-time Perfect Game Preseason Underclass All-American - High Honorable Mention (2018) & Honorable Mention (2017).



2022 RAZORBACKS

Career Stats

Year	ERA	W-L	App	GS	CG	SHO/CBO	SV	IP	H	R	ER	BB	SO	2B	3B	HR	BF	B/Avg.	WP	HBP	BK	SFA	SHA	PO	A	E	FLD%
2020	REDSHIRT SEASON																										
2021	5.06	0-0	6	0	0	0/1	0	5.1	6	3	3	2	4	0	0	0	25	.273	6	0	0	1	0	1	0	1	.500
TOTAL	5.06	0-0	6	0	0	0/1	0	5.1	6	3	3	2	4	0	0	0	25	.273	6	0	0	1	0	1	0	1	.500



ZEBULON VERMILLION

RHP • L/R • 6-4 • 240 • Redshirt Senior
Prairie Village, Kan. • Shawnee Mission East HS

88

Senior (2021)

Appeared in 15 games, making six starts ... Posted an unblemished 3-0 record with a 4.69 ERA in 40.1 innings of work ... Logged one save, the third of his career ... Totaled 28 strikeouts on the year ... Allowed 21 runs on 41 hits and 15 walks ... Made his first career start in the season opener against No. 3 Texas Tech (Feb. 20) in the State Farm College Baseball Showdown at Globe Life Field in Arlington, Texas, striking out four over four innings of two-run ball ... Earned his lone save of the season against Murray State (March 6), emerging from the bullpen to throw 2.1 scoreless innings ... Went a career-long 8.0 innings in back-to-back starts at Louisiana Tech (March 13) and against No. 22 Alabama (March 20) ... Limited Louisiana Tech to one run on three hit while striking out a pair ... Held Alabama to one run on one hit while matching his season high in strikeouts with four ... Came out of the bullpen in the first game of a doubleheader at No. 3 Ole Miss (April 10), fanning four in 1.2 innings of work ... Tossed a scoreless frame with two strikeouts against No. 9 Florida (May 22) ... Member of an Arkansas pitching staff that set a school record with 657 strikeouts in 2021 ... Before the season, earned a spot on the NCBWA Stopper of the Year preseason watch list.

Junior (2020)

Entered the season rated as the No. 26 relief pitcher in D1 Baseball's Preseason Position Power Rankings ... Pitched five times in relief for the Razorbacks in 2020 ... Posted a 1-0 record and earned one save ... Was not charged with a run over 7.1 innings of work ... Only Razorback pitcher with a 0.00 ERA in 2020 ... Allowed just four hits, all singles, while striking out 12 ... One of seven Hogs with double-digit strikeout totals ... Retired the first batter he faced in three outings ... Made his first appearance against Gonzaga on Feb. 20, pitching the ninth inning ... Picked up his third career save after a shutout frame, allowing just two hits ... Sixteenth scoreless outing ... Finished off the series with a clean ninth against the Zags on Feb. 23 ... Struck out one and faced the minimum to cap off the four-game sweep ... Tossed another scoreless inning against Baylor on March 1 ... Struck out two of the three batters he faced ... Worked 1.1 frames against Illinois State on March 3, giving up one hit that brought in two runs ... Struck out three batters for a season-high mark ... Earned the win after tossing the final three innings against South Alabama on Sunday, March 8 ... Allowed just one hit to the first batter he faced, then retired the next nine, totaling six strikeouts in the process ... It was a career-high strikeout figure and the third time in his career he's pitched 3.0 innings ... Part of a pitching staff that finished with a 3.68 ERA and 143 strikeouts over 142.0 innings of work.

Sophomore (2019)

Made a career-high 20 appearances, all in relief, with seven coming in league play ... Built up a 3.63 ERA and a 4-1 record, one of five Razorbacks with four or more wins during the year ... Threw 22.1 innings and allowed just nine earned runs with 21 strikeouts ... Earned his first career win against Memphis (Feb. 17), throwing 2.0 scoreless innings and allowing just one hit with one strikeout ... Also earned wins against Stony Brook (March 2), at Missouri State (March 26) and at Vanderbilt (April 14) ... Earned one save, his second of his career, coming at No. 15 Auburn (April 6), throwing the final three innings with just two hits allowed and striking out three, matching a season-high ... Allowed only one run in his first nine appearances, going 11.2 innings with only three walks and 11 combined strikeouts ... Gave up two or less hits in 18 of his 20 appearances.

Freshman (2018)

Made seven appearances, three in conference play ... Had a 4.82 ERA over 9.1 innings with five earned runs allowed and 11 strikeouts ... Also earned one save coming against Dayton (Feb. 28), one of six Razorbacks to earn a save during the season ... Made his first collegiate appearance against Bucknell (Feb. 17), throwing one inning and striking out one ... In his save against Dayton, threw a season-high three innings, allowing only one unearned run and three strikeouts ... Tallied a season-high four strikeouts in 2.1 innings against Florida with only one earned run allowed on three hits.

High School

Played for head coach Jerrod Ryherd at Shawnee Mission East High School in Prairie Village, Kan. ... Ranked the No. 375 player in the nation by Perfect Game ... Played for the White Sox in the 2015 and 2016 Area Code Games ... Honorable mention for All-Sunflower League in 2015 ... 2016 Perfect Game Underclass High Honorable Mention.



Career Stats

Year	ERA	W-L	App	GS	CG	SHO/CBO	SV	IP	H	R	ER	BB	SO	2B	3B	HR	BF	B/Avg.	WP	HBP	BK	SFA	SHA	PO	A	E	FLD%
2018	4.82	0-0	7	0	0	0/0	0	9.1	12	6	5	0	11	1	0	0	40	.308	2	1	0	0	0	1	2	0	1.000
2019	3.63	4-1	20	0	0	0/1	1	22.1	21	10	9	9	21	6	0	1	101	.250	1	4	0	2	2	1	6	0	1.000
2020	0.00	1-0	5	0	0	0/0	1	7.1	4	0	0	0	12	0	0	0	26	.160	0	0	0	0	1	1	2	0	1.000
2021	4.69	3-0	15	6	0	0/0	1	40.1	41	21	21	15	28	5	0	2	178	.259	3	2	0	2	1	1	2	0	1.000
TOTAL	3.97	8-1	47	6	0	0/1	3	79.1	78	37	35	24	72	12	0	3	345	.255	6	7	0	4	4	4	12	0	1.000

A || REDSHIRTS & NEWCOMERS



JUDE **PUTZ**

INF • R/R • 6-0 • 170 • Freshman
Loch Lloyd, Mo. • Bishop Miege HS

4

High School

Attended Bishop Miege HS in Roeland Park, Kan. ... Ranked the No. 7 overall recruit and third-best prospect in Missouri, according to Perfect Game ... Nationally ranked as the No. 77 shortstop and 386th overall recruit by PG ... Prep Baseball Report ranked him as the fifth-best shortstop in Kansas and 16th overall prospect in the state ... A national Top-500 recruit according to Perfect Game ... 2020 PG Preseason Underclassmen All American Team - Central Region Honorable Mention ... 2019 PG Preseason Underclassmen All American Team Honorable Mention.



KENDALL **DIGGS**

INF • L/R • 6-0 • 205 • Freshman
Olathe, Kan. • Saint Thomas Aquinas HS

5

High School

Attended St. Thomas Aquinas High School in Overland Park, Kan. ... The top third baseman from Kansas and second-best prospect in the state, according to Perfect Game and Prep Baseball Report ... PBR ranked him the fifth-best third baseman nationally and 66th overall ... A national Top-500 prospect, ranking 144th overall and the seventh-best third baseman in the nation ... Selected to play in 2020 Perfect Game National Showcase ... 2020 PG Preseason Underclassmen All-American Team - Central All-Region First Team ... 2019 PG Preseason Underclassmen All-American Team - High Honorable Mention ... 2018 PG Preseason Underclassmen All-American Team - Honorable Mention.



JACE **BOHROFEN**

OF • L/R • 6-2 • 200 • Sophomore
Oklahoma City, Okla. • Westmoore HS/Oklahoma

8

Freshman at Oklahoma (2021)

Played in 35 games with 29 starts ... Slashed .252/.347/.408 with two home runs and 18 runs batted in ... Scored 14 runs ... Tallied 26 hits, including four doubles and a team-leading three triples ... Drew 15 walks and one HBP ... Totaled 42 bases on the year ... 1-for-1 in stolen base attempts.

High School

Attended Westmoore High School in Oklahoma City, Okla. ... Rated as the No. 3 player in Oklahoma and No. 38 player nationally by Perfect Game and rated as the No. 3 player in Oklahoma and No. 40 in the nation by Prep Baseball Report ... 2019 Area Code Games participant ... Perfect Game All-American ... Under Armour All-American ... MLB Pipeline participant ... Two-time ABCA Rawlings First-Team All-American ... Perfect Game Oklahoma Player of the Year in 2019.



DRAKE **VARNADO**

INF • R/R • 6-1 • 175 • Freshman
Port Neches, Texas • IMG Academy

9

MLB Draft

2021 - Arizona Diamondbacks, 17th round (No. 498 overall)

High School

Attended IMG Academy in Bradenton, Fla. ... The top shortstop and 10th overall prospect in Florida, according to Prep Baseball Report ... A Top-100 recruit by PBR, checking in at 76th overall and the 14th-best SS in the nation ... Baseball America ranked him as the No. 59 overall player in the class ... Perfect Game listed him as the fifth-best shortstop and No. 16 overall player in Texas ... Nationally PG ranks him as the No. 37 shortstop and 147th overall player ... Selected to play in PG 2020 National Showcase ... Played in 2018 and 2019 Jr. National Showcase ... 2020 PG Preseason Underclassmen All American Team - Texas All-Region First Team ... 2019 PG Preseason Underclassmen All American Team Third Team ... 2018 PG Preseason Underclassmen All American Team Honorable Mention.



PEYTON **STOVALL**

INF • L/R • 5-11 • 190 • Freshman
Haughton, La. • Haughton HS

10

High School

Attended Haughton High School in Haughton, La. ... The best prospect and best shortstop in Louisiana, according to Prep Baseball Report ... PBR ranked him as 99th overall prospect and 18th-best SS in the nation ... Perfect Game listed him as the top shortstop in Louisiana and No. 2 overall prospect ... No. 35 shortstop and 138th overall recruit nationally, according to PG ... 2020 PG Preseason Underclassmen All American Team - Southeast Region Honorable Mention.



MICHAEL **TURNER**

C/INF • L/R • 6-2 • 205 • Graduate
Warren, Ohio • Champion HS / Kent State

12

Senior at Kent State (2021)

Played and started in 25 games (all 25 starts at catcher), slashing .337/.439/.640 with six homers and 22 runs batted in on the year ... Scored 30 runs ... Racked up 30 hits, including five doubles and two triples ... Logged a 1.33 walk-to-strikeout ration (16 BB/12 SO) ... Totaled 57 bases ... Stole five bases in six attempts.

Junior at Kent State (2020)

Played and started in all 14 games during the pandemic-shortened season, seeing time at catcher, first and third base ... Recorded a hit in 12 of 14 games played ... Tied for third on the team with three extra-base hits in 14 games.

Sophomore at Kent State (2019)

» All-MAC First Team
» MAC Player of the Week (2x)
» MAC Player of the Week (2x)

Turned in a .369 batting average with 22 runs scored, 52 hits, and 42 RBIs ... Slugged .539 with 12 doubles and four home runs ... Belted two grand slams (at Ohio April 27 and at Bowling Green May 10), each lifting the Flashes out of a deficit to go and win the game ... In MAC play, ranked second in RBIs (32) and third in batting average (.391) ... Led the MAC in sacrifice flies (5) ... Drove in a team-high six RBIs in a win at Bowling Green May 10, including his second grand slam of the season ... Recipient of the Olga A. Mural Endowed Baseball Scholarship.

Freshman at Kent State (2018)

Made 29 appearances with 22 starts ... Hit .280 with a home run, a triple, and 2 doubles with 21 RBI ... Had a season-high with a 3-for-5 performance against Belmont on Feb. 28 ... Had 2 hits and 2 RBIs in the MAC Title game ... Had 2 hits in his first career start at Sam Houston State on Feb. 16 ... Had 7 multi-hit games.

High School

Lettered four years in baseball and basketball at Champion High School in Warren, Ohio ... Team won the state tournament during senior season ... Named All-League, All-Region, and All-State during senior season ... Named District Player of the Year and also named Vindicator Athlete of the Year during senior season ... Named All-League in baseball in all four years at Champion High School ... Holds school records in career batting average and career RBI ... Earned Chet Williams Baseball Endowment.

Personal

Father, Brian, was selected by the New York Yankees in the 40th round of the 1989 MLB Draft and played eight seasons of professional baseball.



CHRIS LANZILLI

INF/OF • R/R • 6-2 • 225 • Graduate
Stoneham, Mass. • Dexter HS / Wake Forest

18

MLB Draft

2019 - San Francisco Giants, 39th round (No. 1116 overall)

Senior at Wake Forest (2021)

Appeared and started in all 47 games in the outfield ... Registered a batting average of .259 with 49 hits, nine doubles, 11 home runs, 35 RBI and 25 runs scored ... Posted 16 multi-hit games, tied for a team lead ... Finished in top-five on the squad in doubles (third), total bases (third), at-bats (first), slugging percentage (fourth), hits (fifth) and RBIs (third) ... Knocked in a season-high three hits against Northeastern (Feb. 21) ... Drove home four runs in contests against Appalachian State (April 13) and NC State (May 1) ... Jumped into the top 10 in program history with his 37th career home run at Appalachian State (April 13) ... Moved into eighth all-time with his 42nd career HR at Virginia (May 15) ... Was one of the top hitters in ACC play on the team, tallying the most hits and the second-highest batting average ... Went on the second-longest reached base streak on the team of 14 games ... Finished third on the team with eight multiple RBI games.

Junior at Wake Forest (2020)

Consensus preseason All-American heading into the season ... Started all 18 games (10 in right field, six at third base, two in left field), finishing with a .299 average, 5 doubles, six homers and 12 RBI ... Also drew nine walks ... His six homers ranked in the top 20 in the nation ... Blasted a walk-off homer in the bottom of the ninth to beat Seton Hall (Feb. 14).

Sophomore at Wake Forest (2019)

- » ABCA All-American (Second Team)
- » NCBWA All-American (Second Team)
- » Collegiate Baseball Newspaper All-American (Third Team)
- » Perfect Game All-American (Third Team)
- » ABCA All-Region (First Team)
- » All-ACC First Team
- » NCBWA National Player of the Week (March 18)
- » Collegiate Baseball Newspaper National Player of the Week (March 18)
- » Golden Spikes Award National Player of the Week (March 18)
- » ACC Player of the Week (March 18)

Earned All-America honors after a historic season in which he hit .347 with 19 doubles, 16 homers and 67 RBI ... Started all 57 games in left field ... Broke the program record with 10 RBI in a game against Boston College (March 17), accomplishing that with a grand slam, RBI groundout, two-run single and three-run homer to cap the day ... That capped a week (March 11-17) in which he hit .444 with three homers, three doubles, 16 RBI, two walks and a stolen base en route to ACC and National Player of the Week honors ... Hit five homers in a four-game span from Apr. 27-May 1, blasting two in a game against Florida State and Gardner-Webb and adding another at High Point ... Other homers came against Sacred Heart, Furman, Notre Dame, App State, Louisville, Virginia Tech, High Point, NC State and Clemson ... In ACC play, batted .371 (third in the league) with 13 doubles (most in the league), nine homers and 35 RBI ... Recorded hits in 21 of the first 22 games ... Had three hitting streaks of at least 10 games ... Ranked in the top 50 nationally in hits, homers, RBIs and total bases ... Finished second on the

team with 29 multi-hit games and 14 multi-RBI games ... With the Harwich Mariners in the Cape Cod League, batted .293 with four homers and 18 RBIs in 29 regular season games ... Finished the season having reached base in 14 straight games and with 69 straight starts ... Dick Howser Trophy semifinalist ... College Home Run Derby Participant

Freshman at Wake Forest (2018)

» Collegiate Baseball Newspaper Freshman All-American

Finished rookie season with a .268 average, 13 doubles, nine homers and 33 RBI ... Played in 48 games and made 44 starts, most of them in left field ... Was one of the team's top hitters in ACC play, hitting .287 with six doubles and seven homers in the league ... After hitting below .150 through March, broke open in the second half of the season by batting .318 with 12 doubles, all nine of his home runs and 32 RBIs in the months of April and May ... Hit three homers in a four-game stretch from April 20-25, blasting two against Clemson and another against Liberty ... Then hit five homers in a six-game span from May 12-19, hitting one at NC State, one vs. High Point and three vs. Virginia, including his first multi-homer game against the Cavaliers (May 17) ... First collegiate homer came against Duke (April 8) ... In his return to his home state of Massachusetts to play at Boston College (April 13-14), went 5-for-12 with three doubles and two RBIs in a Deacon sweep ... Hit a game-winning two-run double in the 11th inning of an 11-9 win at UNCG (April 17) to cap off a comeback from a 9-1 deficit ... Played summer ball with the Amsterdam Mohawks in the PGCB.

High School

Attended Dexter Southfield School in Brookline, Mass. ... Rated as the No. 356 prospect in the nation by Perfect Game, including the 19th-rated third baseman and the No. 5 prospect from the state of Massachusetts ... Picked by Baseball America as the No. 25 prospect in the 2017 MLB Draft from New England ... Ranked as the No. 2 prospect in the state by Prep Baseball Report, as well as No. 123 in the country ... First-team all-state honoree by USA Today in 2017 ... Also played football in high school.

Personal

Son of Al and Therese Lanzilli ... Born on June 18, 1998 ... Brother, Cam, played baseball at UMass-Lowell and Eckerd.



BRADY TYGART

RHP • R/R • 6-2 • 200 • Freshman
Hernando, Miss. • Lewisburg HS

25

High School

Attended Lewisburg High School in Olive Branch, Miss. ... The best right-handed pitcher and second-best overall prospect in the state of Mississippi, according to Perfect Game ... Nationally tabbed as the No. 27 right-hander and 82nd overall recruit on Perfect Game's lists ... Baseball America ranked him as the No. 99 overall prospect in the nation ... The No. 9 third baseman in the nation and 113th overall, according to Prep Baseball Report ... Tagged as the second-best third baseman and fifth overall player in Mississippi by PBR ... Picked to play in the Perfect Game 2020 National Showcase ... 2020 PG Preseason Underclassmen All American Team - Southeast Region Honorable Mention ... 2019 PG Preseason Underclassmen All American Team High Honorable Mention.



NICK MOTEN

RHP • R/R • 6-1 • 210 • Freshman
Florissant, Mo. • Westminster Christian Academy **27**

High School

Attended Westminster Christian Academy in Town and Country, Mo. ... No. 3 overall prospect and the No. 2 right-handed pitcher in Missouri, according to Prep Baseball Report ... Rated as the No. 2 right-handed pitcher and the No. 6 overall prospect in the state of Missouri by Perfect Game ... Top-500 national rank by Perfect Game, checking in as the No. 373 overall prospect in the country ... No. 338 overall prospect in the country, according to PBR ... 2021 Preseason All-American - Central All Region Second Team ... 2020 Preseason Underclass All-American - Central All Region Second Team ... 2019 Preseason Underclass All-American - Honorable Mention.



AUSTIN LEDBETTER

RHP • R/R • 6-1 • 190 • Freshman
Bryant, Ark. • Bryant HS **29**

High School

Attended Bryant High School in Bryant, Ark. ... The best third base prospect in the state of Arkansas and the sixth-best prospect in the state of Arkansas, according to Perfect Game ... The top right-hander in Arkansas and second-best prospect in the state on Prep Baseball Report's lists ... No. 63 right-hander and 191st overall prospect nationally, according to PBR ... A PG Top-500 National recruit and 45th-best third baseman in the nation ... 2020 PG Preseason Underclassmen All American Team - Southeast Region High Honorable Mention ... 2019 PG Preseason Underclassmen All American Team High Honorable Mention ... Quarterback for Arkansas state champion Bryant football team.



DYLAN CARTER

RHP • R/R • 6-2 • 205 • Freshman
Bentonville, Ark. • Bentonville West HS / Crowder College **31**

Sophomore at Crowder College (2021)

Appeared in 14 games with 13 starts ... Posted an 8-1 record with a 5.84 ERA in 61.2 innings of work ... Struck out 77 batters ... Averaged 11.24 strikeouts per nine innings ... Allowed 44 runs (40 earned) on 44 hits and 45 walks ... Tossed two complete games.

Freshman at Crowder College (2020)

Made three appearances, including two starts, during the pandemic-shortened season ... Struck out seven in eight innings on the year for the Roughriders.

High School

Attended Bentonville West High School in Bentonville, Ark. ... Ranked as the No. 24 player in the class of 2019 by Prep Baseball Report ... Ninth-best right-hander in the state of Arkansas in his recruiting class according to PBR ... 2019 PG Preseason All-American and All-Region Team - Southeast Region Honorable Mention.



HAGEN SMITH

LHP • L/L • 6-3 • 215 • Freshman
Bullard, Texas • Bullard HS **33**

High School

Attended Bullard High School in Bullard, Texas ... Tabbed the top high school lefty and fifth-best prospect overall in Texas by Prep Baseball Report ... The No. 5 lefty in the nation and 36th overall prospect, according to PBR ... Baseball America listed him as the No. 81 overall player in the class ... Perfect Game ranked him as the 13th overall prospect and Texas and No. 1 left-handed pitcher ... No. 12 southpaw and 113th overall prospect nationally by PG ... 2020 PG Preseason Underclassmen All American Team - Texas All-Region First Team ... 2019 PG Preseason Underclassmen All American Team High Honorable Mention.

A || REDSHIRTS & NEWCOMERS



NICK GRIFFIN

LHP • L/L • 6-4 • 195 • Freshman
Monticello, Ark. • Monticello HS

34

Freshman (2021)

Redshirt season ... Did not appear in any games due to injury.

High School

Attended Monticello HS in Monticello, Ark. ... Ranked as top left-handed pitcher in Arkansas by Perfect Game and No. 86 player in the nation ... Ranked as sixth-best player in his class by Prep Baseball Report ... Competed in 2018 Junior National Showcase and PG Underclass All-American Games ... Also played in 2019 PG National Showcase ... Named to All-Tournament Team for 2018 PG West MLK Championship and 2018 15U BCS National Championship ... Named to Arkansas 4A All-State Team in 2019 ... Participated in the 2019 Future Stars Series, facing 14 batters and striking out five.



VINCENT TRAPANI

RHP • R/R • 6-1 • 225 • Freshman
Eau Claire, Wisc. • Eau Claire Memorial HS

35

High School

Attended Eau Claire Memorial High School in Eau Claire, Wisc. ... Perfect Game ranked him as the No. 1 right-hander and second-best recruit in Wisconsin ... The top right-handed pitcher and third-best overall prospect in Wisconsin, according to Prep Baseball Report ... Ranked as the No. 76 right-hander nationally and 227th overall prospect by PBR ... 35th-best right-handed pitcher and 103rd overall prospect nationally on PG's lists ... Selected to play in Perfect Game 2020 National Showcase ... 2020 PG Preseason Underclassmen All American Team - Central All-Region First Team ... 2019 PG Preseason Underclassmen All American Team High Honorable Mention ... 2018 PG Preseason Underclassmen All American Team Honorable Mention.



JAKE FAHERTY

RHP • R/R • 6-3 • 185 • Freshman
Georgetown, Ky. • Great Crossing HS

37

High School

Attended Great Crossing High School in Georgetown, Ky. ... No. 9 overall prospect and the No. 6 right-handed pitcher in Kentucky by Perfect Game ... Rated as the No. 13 overall prospect and the No. 10 right-handed pitcher in the state of Kentucky by Prep Baseball Report ... Top-500 national rank by Perfect Game, checking in as the No. 457 overall prospect in the country ... 2021 Preseason All-American - Central All Region Second Team.



MAX SOLIZ JR.

C/OF • R/R • 6-5 • 220 • Freshman
Madison, Ala. • Bob Jones HS

44

High School

Attended Bob Jones High School in Madison, Ala. ... The top catcher out of Alabama and fourth overall player in the state, according to Prep Baseball Report ... Nationally checks in at No. 16 as a catcher and No. 184 overall on PBR's lists ... Perfect Game ranked him as the third-best prospect in Alabama and top catcher ... Tabbed as the No. 11 catcher in the nation by PG and No. 134 overall recruit ... Selected to play in the 2020 National Showcase and 2018 Junior National Showcase ... 2020 PG Preseason Underclassmen All American Team - Southeast All-Region Second Team ... 2019 PG Preseason Underclassmen All American Team High Honorable Mention ... 2018 PG Preseason Underclassmen All American Team Honorable Mention.



TYLER CACCIATORI

RHP • R/R • 6-6 • 230 • Redshirt Freshman
Sheridan, Ark. • Sheridan HS

46

Freshman (2021)

Redshirt season ... Did not appear in any games.

High School

Attended Sheridan High School in Sheridan, Ark. ... Top-500 player in the nation by Perfect Game ... No. 5 right-handed pitcher in the state of Arkansas and No. 15 overall prospect in his class by Perfect Game ... 2019 PG Preseason Third Team Underclassman All-American ... Also named a High Honorable Mention on PG Preseason Underclassmen All-America Teams in 2017 and 2018 ... Competed in the 2018 PG Junior National Showcase and was named a top prospect ... Threw a no-hitter as a freshman against El Dorado and helped lead Sheridan to a 33-5 record in 2017 to win the Class 6A State Championship ... Won the state title again in 2019 as a junior ... Went 3-0 this summer with the Arkansas Prospects travel team and generated a 1.13 ERA ... Named to 2019 5A All-State team.



ISSAC BRACKEN

RHP • R/R • 6-0 • 190 • Graduate
Berthoud, Colo. • Berthoud HS / Northern Colorado

59

Graduate Student (2021)

Redshirt season ... Sat out the year due to injury.

Senior at Northern Colorado (2020)

Made four starts during the pandemic-shortened season, going 2-2 with a 3.20 ERA across a team-best 25.1 innings ... Struck out 19 and walked five while allowing opponents to hit .245 ... Tossed a season-best seven innings against North Dakota State allowing two runs, one earned, on six hits ... Punched out a season-high nine in his first outing of the season against Houston Baptist.

Junior at Northern Colorado (2019)

Started 13 games, striking out 55 over 69.1 innings with a 2-5 record and a 5.32 ERA ... Struck out a season-high 10 against North Dakota State ... Turned in a complete game, three-hitter against Cal Baptist.

Sophomore at Northern Colorado (2018)

Pitched in 10 games with seven starts, going 2-3 with a 5.34 ERA ... Struck out 26 over 30 innings ... Fanned a season-best nine over six solid innings against South Dakota State.

Freshman at Northern Colorado (2017)

Started one game as a freshman and appeared in 10 more ... Struck out 11 and walked 10 while turning in a 6.60 ERA.

High School

Attended Berthoud High School in Berthoud, Colo. ... Lettered all four seasons and was a three-time All-Tri Valley Conference selection ... Named to Perfect Game's All-West Region First Team ... Posted a 1.20 ERA with 63 strikeouts while hitting .490 as a senior ... Four-time All-Academic All-State member.



Brooke Bailey
Spirit Squad Director




Meghan Springston
Coach

The RBI Girls have entertained Razorback baseball fans since the 1997 season, performing dance routines and leading cheers from the top of the dugouts prior to all home games and between innings. They are an integral part of the game day experience at Baum-Walker Stadium. The RBI Girls, coached by Meghan Springston under the direction of Brooke Bailey, are accompanied at all baseball games and events by Ribby, the Arkansas baseball mascot.



Lauren Acree
Lenexa, Kan.



Haley Bogdon
Frisco, Texas



Sophie Copelin
Jonesboro, Ark.




Ryan Crockett
Jackson, Miss.



Lauren Flohr
Bentonville, Ark.




Macy Gardner
Stillwater, Okla.



Grace Gatewood
McKinney, Texas




Annabeth Hall
Little Rock, Ark.



Kelsey Harper
Joplin, Mo.



Annastyn Henderson
Branson, Mo.



Karsyn Kelly
Allen, Texas




Katie Kertzman
St. Louis, Mo.



Lauren Long
Frisco, Texas



Kendal McCall
Rogers, Ark.



Mary Jane McConnell
Fayetteville, Ark.



Kaylee McCracken
St. Louis, Mo.



Emily McRae
St. Louis, Mo.



Kennedy Morrison
Richardson, Texas




Caitlyn Pearson
Kansas City, Mo.



Emily Pennell
Conway, Ark.



Carly Perrine
Springdale, Ark.



Grace Rugger
Bentonville, Ark.




Alivia Russell
Rockvale, Tenn.



Acacia Simmons
Springfield, Mo.



Bethany Tomlin
Frisco, Texas




Chaney Tucker
Enid, Okla.



Emily Vu
Friendswood, Texas



Paris Wood
Fayetteville, Ark.



Jeremy Camp
Ribby | Pine Bluff, Ark.



Cambry Knies
Coordinator

Under the supervision of coordinator Cambry Knies, the Diamond Dolls are a select group of young women who devote countless hours to the Razorback baseball program. The Diamond Dolls' duties include selling scorecards, assisting with on-field promotions and serving as bat girls.



Alexa Abney
St. Louis, Mo.



Chaney Baumgardner
North Little Rock, Ark.



Olivia Briney
Overland Park, Kan.



Madelyn Cahill
Kingwood, Texas



Sydney Casavechia
Sherwood, Ark.



Sally Clemmons
Allen, Texas



Sophie Coco
St. Louis, Mo.



Avery Coward
Flower Mound, Texas



Loren Davis
Westwood, Kan.



Phoebe Duke
Springdale, Ark.



Anna DuVall
Marked Tree, Ark.



Ava Fitzgerald
Kansas City, Mo.



Claire Kehoe
Jefferson City, Mo.



Kate Lannan
McKinney, Texas



Annabelle Lynch
Overland Park, Kan.



Michael McNeill
Fayetteville, Ark.



Stella Myers
Wynne, Ark.



Amber Presley
Huntsville, Ark.



Sydney Roulhac
Pine Bluff, Ark.



Lauren Spencer
McKinney, Texas



Molly Valentine
Fayetteville, Ark.



Madison Weimer
Edwardsville, Ill.



Anna Beth Williams
Kennett, Mo.



Brooke Zimmerman
St. Vincent, Ark.



ABOUT THE RAZORBACK FOUNDATION

The mission of The Razorback Foundation, Inc., is to support the athletic endeavors of the University of Arkansas Razorbacks. Razorback Athletics is one of a handful of NCAA Division I Athletic Departments in the nation that is financially self-sustaining and requires no UA student fees or taxpayer support.

Razorback Foundation members supply student-athletes with a first-class education and championship-caliber facilities while providing the yearly financial support needed to operate 19 Razorback sport programs.

THE BENEFITS OF BECOMING A MEMBER INCLUDE:

Priority seating



Invitations to special events



Member gifts

Priority parking

15% off at Hog Heaven

Complimentary media guides

IMPACT STUDENT-ATHLETES TODAY!

VALUE OF AN ATHLETIC SCHOLARSHIP

Room, Board & Books	\$15,660
Academic & Personal Development	\$6,101
Media & Promotions	\$11,107
Tuition & Fees	\$10,484
Apparel & Equipment	\$9,689
Medical & Sports Performance	\$16,851
ANNUAL TOTAL	\$69,892
<small>(based off 2019-20 school year)</small>	

UNIQUE WAYS TO BECOME A RAZORBACK FOUNDATION MEMBER

Cardinal & White - Cardinal & White is a philanthropic gift fund of the Razorback Foundation to support facility construction and renovations, student-athlete development opportunities, scholarships and other operations of the Athletic Department designed to enhance the student-athlete experience. Gifts (\$25,000 and above) made to Cardinal & White are philanthropic in nature and are not associated with seating or parking benefits. Supporters of Cardinal & White receive a variety of unique experiences.

ONERazorback Fund - You can now become a member of the Razorback Foundation's ONERazorback Fund with a minimum donation of just \$15. This tax-deductible gift will continue to support the Razorback student-athletes and other athletic endeavors. Whether you live in Arkansas, another state or even another country, the goal of the ONERazorback Fund is simple - generate support from EVERY Razorback alumnus, friend, family member and fan who loves the Hogs.

Small Business Member Program - Small Business Member Program is a new and innovative way for small businesses to partner with the Foundation and to support Razorback student-athletes. For just \$100 annually, Small Business Members receive a Razorback Foundation Small Business Member window cling, priority points, a Razorback Foundation membership packet and a business listing on our website for other members to browse.

CONTACTS US TO LEARN MORE OR JOIN!

479-443-9000 | gohogs@razorbackfoundation.com | RazorbackFoundation.com | Text ONERazorback to 91999



|| FACILITIES

When discussing the best college baseball facilities in the country, Baum-Walker Stadium is consistently among one of the first places mentioned. With room for more than 10,000 spectators, an impeccable playing surface and amenities that rival most minor league ballparks, it is the crown jewel of the collegiate ranks. Of course, the physical properties of Baum-Walker Stadium are only a portion of the baseball experience with the remainder in the form of fans that flock to the corner of Razorback Road and 15th Street to watch their Razorbacks take on all comers.

Officially named Baum Stadium at George Cole Field at its dedication on May 3, 1996, the facility derives its name from primary backers as well as from the history of Razorback baseball. Arkansas' facility prior to Baum Stadium was George Cole Field, and the new ballpark has preserved the tradition with its current name. In 2018, the Willard and Pat Walker Charitable Foundation pledged \$5 million in support of the recently opened J.B. and Johnelle Hunt Family Baseball Development Center. As a result of the commitment and pledge, Baum Stadium's name was changed to Baum-Walker Stadium.

In 1998, Baum-Walker Stadium received a special honor, when it was named the nation's No. 1 facility in *Baseball America's* poll of best college facilities. Five years later it took second in the same poll, cementing its legacy as one of the best facilities in the nation. Since Baum-Walker Stadium's construction, Arkansas officials have received numerous solicitations by coaches and administrators from across the country for blueprints and tours of the Razorbacks' home ballpark in an attempt to capture some of its charm. Even though Baum-Walker Stadium has been replicated to some degree, no other place in the country has the atmosphere that Baum-Walker Stadium brings to college baseball, which is why it has been the host to nine NCAA Regionals and five NCAA Super Regionals.

Baum-Walker Stadium was one of the nation's best facilities when it was constructed, but since then it has undergone four renovations, making it the envy of visiting teams. The first upgrade came prior to the 2003 season, when the hitting and pitching cages were enclosed to ensure a place for Razorback players to practice year round. A total of 2,600 chair back seats also were added to the park, 1,300 of which reside on each foul line.

Baum-Walker Stadium's second renovation came a year later as 12 luxury boxes, coaches' offices, a new scoreboard and natural grass completely changed the feel of the park. A state-of-the-art scoreboard added full video, complete with a message center and an analog clock was added to the right-center field gap, which stood 45-feet high and 76-feet wide. The original turf field at Baum-Walker Stadium was torn out, and rye grass was grown for the 2004 campaign but replaced by a hybrid Bermuda in 2005. A portion of the upgrades were made possible by contributions from the Willard and Pat Walker Charitable Foundation, Bob & Marilyn Bogle, the Pagnozzi Charities, John Tyson and Stan Ley.

The next renovation came prior to the 2007 season as 20 luxury boxes were built, 1,000 chair back seats were added, restrooms constructed and the Hog Pen and picnic area expanded. A new ticket office, field lights and wall pads were added as well. The final set of upgrades to the park brought capacity to 10,737 seats with 8,237 of those coming from chair backs and 34 from luxury boxes.

New LED ribbon boards were added in 2013, and the Fowler Family Baseball and Track Training Center opened in the fall of 2014, providing Arkansas with the finest collegiate indoor facility in the country. The facility provides approximately 52,000 square feet of climate-controlled practice space, including a full-size practice infield, throwing area, batting areas and ancillary team spaces.

In 2016, the university's partnership with South Dakota-based Daktronics produced the largest video board ever installed at an on-campus college baseball facility in the country. The massive 25 foot by 71 foot LED video board enhances an already memorable experience at Baum Stadium by providing 1,775 square feet of digital space for live high-definition video, instant replays, up-to-the-minute statistics, and game information, graphics and animations.

In 2018, the U of A Board of Trustees approved the construction of a baseball performance center at Baum-Walker Stadium. The J.B. and Johnelle Hunt Family Baseball Development Center, which sits beyond the right field foul pole, is approximately 49,000 square feet and features coaches offices and upgraded amenities for student-athletes, including an improved and expanded locker room, team meeting room, training rooms, lounge areas and a nutrition center. The \$27 million building, funded entirely by athletic revenues, gifts and bond proceeds from a bond issue, also includes a state-of-the-art strength and conditioning center, indoor practice area and pitching development center.

In 2004, Baum Stadium served as host to its second NCAA Regional and first NCAA Super Regional, drawing the largest total attendance in the nation for both events. The series-clinching win over Florida State drew 10,027 fans to Baum Stadium, eclipsing the previous night's record of 9,338, set less than 24 hours earlier. In all, a combined 58,138 attended the NCAA Regional and Super Regional during the 2004 season.

Arkansas' 2004 attendance numbers were no fluke as fans continued to pour into the ballpark. The 2005 and 2006 crowds continued to set records for both paid and actual attendance. While the NCAA and SEC recognize tickets sold as their method of ranking schools, Arkansas keeps both actual patrons as well as paid attendance figures and have seen steady increases in both areas.

In an informal study by the Baton Rouge (La.) *Advocate*, Arkansas led the nation in actual attendance between 2004 and 2007 and was edged by LSU in 2008 by 20 fans as patrons returned to Baton Rouge's Alex Box Stadium in its final season.





The combination of the upgrades prior to the 2007 season and a top-10 baseball team produced then-record attendance numbers as Arkansas smashed its school record for the fourth-straight year. The Razorbacks became the first team in NCAA history to average more than 8,000 tickets sold per game (8,069) as their attendance over 33 home games was 266,270. Arkansas also set a then-school record for actual attendance with 198,218 fans (6,007 per game) passing through the gates.

The attendance figures drawn to Baum-Walker Stadium allowed Fayetteville to host its third NCAA Regional in four years in 2007 and its fourth since 1999. Razorback fan support did not flounder as the Regional was the best attended of all 16 sites, averaging 6,452 fans over its six games.

In April 2009, Baum-Walker Stadium played host to its first No. 1 versus No. 1 battle when the Razorbacks took on Arizona State. In game two of the midweek series, 11,014 fans were in attendance while 11,434 tickets were sold. Both numbers were then-facility records, topping the previous mark of 10,581 fans to see Arkansas defeat LSU in 2007. The two-game series against the Sun Devils brought 17,300 fans through the turnstiles, a Razorback midweek record, and the 19,776 tickets sold were also a midweek series highmark.

Razorback fans have continued to set the bar high when it comes to postseason attendance. Baum-Walker Stadium has been lucky to have been a host for the 2015 NCAA Super Regional, the 2017 NCAA Regional and the 2018 and 2019 NCAA Regionals and Super Regionals. Seven of the top 10 actual crowds in stadium history have occurred in one of those four postseasons.

On June 6, 2015, a school-record of 12,167 fans watched game two of the NCAA Fayetteville Super Regional between Arkansas and Missouri State. The day before, 11,869 fans came through the turnstiles to watch game one, which still ranks second on the all-time actual crowds list. In game three of that series, the Razorbacks completed the trifecta with the third-straight day of 11,500+ fans inside the stadium as they witnessed the Hogs lock up their eighth trip to the College World Series.

Three years later, Arkansas nearly matched that fan support in the 2018 Fayetteville Super Regional against SEC-foe South Carolina. More than 11,000 fans entered the grounds to see the Razorbacks earn their ninth trip to Omaha. In total for the entire 2018 postseason, 89,852 fans packed Baum-Walker stadium throughout the two rounds, more than any other postseason site.

The Razorback faithful accomplished it again in 2019 after hosting nine games

during the NCAA Regionals and Super Regionals during the NCAA Tournament, welcoming more fans than any other ballpark in the nation. Arkansas saw 93,868 fans pack the stadium during the two postseason rounds that showcased the Hogs advancing to their 10th College World Series in program history. The total was 4,000 more than attended last year's Regionals and Super Regionals.

Baum-Walker Stadium was one of eight ballparks in 2019 to host both postseason rounds and the only one to surpass 90,000 in total attendance. In the games featuring the Razorbacks, the average attendance was 10,845 – including 11,276 during Super Regionals. All three Super Regional crowds exceeded 11,000 and are some of the largest postseason paid attendances in stadium history.

Including the postseason, total attendance at Baum-Walker Stadium in 2019 climbed to 348,775, the third-highest total in the nation. On average, Arkansas accumulated 8,719 fans per game, the fourth-highest in the country. It was the 16th straight year that Arkansas ranked in the top five in the nation in attendance.

Baum-Walker Stadium is the culmination of a vision that was possible only through the dedication of former Arkansas head coach Norm DeBriyn, former University of Arkansas athletics director Frank Broyles and contributions by the families of Willard and Pat Walker and Charlie Baum.

While the efforts of DeBriyn and Broyles have been instrumental in maintaining a state-of-the-art home for Arkansas baseball since the original George Cole Field opened in 1975, it was the generosity of the Baum and Walker families that allowed Arkansas to abandon plans to renovate its former facility and replace it with a new standard in college baseball venues.

The support of the George Cole family has been an integral part of the program's growth since the former Razorback athlete, coach and athletics director donned the Cardinal and White many years ago.

"Without the support of the Charlie Baum, Willard Walker and George Cole families, this wouldn't have been possible," DeBriyn said when Baum Stadium opened. "It's an incredible facility and there is not one like it anywhere in the country. There is no way to describe the excitement our players and coaches have when they take the field."

Representatives of all three families attended the groundbreaking ceremony on Oct. 12, 1994. Eighteen months later, Arkansas' Matt Carnes delivered Baum Stadium's first pitch to Auburn's Russell Whittenburg, completing the dream. The Razorbacks defeated the Auburn Tigers, 9-2, in the stadium's inaugural contest.



|| BAUM-WALKER STADIUM

Named for the late Razorback shortstop and athletics director, George Cole Field served as Arkansas' home field from 1975 until 1996. A native of Bauxite, Ark., Cole served as athletics director from July 1, 1970, until his retirement on July 1, 1973. A former All-SWC quarterback for the Razorback football team, Cole scored a then-school-record 85 points as a senior in 1927.

Cole began his administrative career at Arkansas as a football line coach in 1936 and became an assistant athletics director under the legendary John Barnhill in 1957.

When it opened in 1975, George Cole Field enabled the Razorbacks to leave the field at the Washington County Fairgrounds and move into an on-campus facility for the first time. With a capacity of 3,000, George Cole Field was located just north of John McDonnell Field. Setting the trend for Arkansas having the finest college baseball park in the nation, George Cole Field was one of the few with artificial turf.

Donations from former Razorbacks Tim Lollar, Johnny Ray and Kevin McReynolds and their agent, Tom Selakovich, provided for the installation of lights at George Cole Field in 1985. On March 22 of that season, the Hogs defeated Southwest Conference rival Texas, 5-4, in the first night baseball game on the Arkansas campus.

Later that season, George Cole Field played host to the Southwest Conference Tournament for the first time. Arkansas defeated Texas, 10-6, in the championship game to win its first conference tournament title. The SWC tournament came to Fayetteville again in 1988.

When the Razorbacks entered the Southeastern Conference in 1992, University of Arkansas officials recognized the need to improve the school's baseball facility. While plans originally called for the improvement of George Cole Field, generous donations from the Willard and Pat Walker and Charlie Baum families, along with former Razorback Tom Pagnozzi, enabled the Razorbacks to scrap the renovation plans and start from scratch with an entirely new state-of-the-art facility.

During its 21 seasons, George Cole Field was home to a number of future major-leaguers, including Pagnozzi, Ray, McReynolds, Lollar, Les Lancaster and Jeff King.

Although the original George Cole Field played host to its last game on March 31, 1995, the spirit endures in the official name of the Razorbacks' current facility: Baum-Walker Stadium at George Cole Field.



QUICK FACTS: BAUM-WALKER STADIUM AT GEORGE COLE FIELD

Architect: HOK Sport

Contractor: Kinco, Inc.

Capacity: 10,737

Chairback Seats: 8,237

Surface: Natural bermuda-hybrid grass (installed 2005)

Construction Cost: \$8.9 million (initial - 1996)

Parking: 1,100 spaces

Groundbreaking: Oct. 12, 1994

First Game: April 13, 1996 (Arkansas 9, Auburn 2)

Dedication: May 3, 1996 (Arkansas 9, Alabama 3)

Largest Crowd (Actual): June 6, 2015 - 12,167; Missouri St. 3, Arkansas 1

Field Dimensions (L-LC-C-RC-R): 320-375-400-365-312

Grandstand Canopy: Masted, cable-suspended

Dugouts: Built to MLB specifications with tunnel access to clubhouses

Batter's Eye: 40' x 80' wall behind center field

Bullpens: Allow field visibility

Concourse: Elevated, with unobstructed views of the playing field throughout from foul pole to foul pole.

Restrooms: On first- and third-base side of grandstand, in clubhouses, luxury boxes and in press box

Concession Stands: Eight (full-service)

Hog Pen: Beyond left-field fence with 12 picnic tables and 40 grills

Hog Heaven: 98 premium, outdoor seats on the press box level

Suites: 34 luxury suites on press level

Johnny Mike Walker Lounge: Located on press level, accessible to Hog Heaven ticket holders and Swatter's Club members

Press Box: Two seating rows and spacious work area

Press Level Booths: Two radio booths and a television booth

Sound System: Includes on-demand access to sound effects and music

Pitching Development Center: Workout area for pitching staff

Visitors Clubhouse: Direct access to dugout via tunnel

Umpire's Locker Room: Includes dressing, shower and restrooms

Offices: Spacious coaches' offices located in the Hunt Family Development Center overlooking the field

Training Room: Adjacent to visiting clubhouse

Equipment Room: Laundry facilities and storage adjacent to visiting clubhouse

Marketing Stand: Located behind home plate and on third-base side of grandstand

Ticket Offices: Located in Razorback Foundation building down the left-field line

Terrazzo Hog: A Baum-Walker Stadium trademark; located outside the main entrance

Scoreboard: One of the largest video boards in college baseball, the LED's display's dimensions are 25-feet tall by 71-feet wide and provide 1,775 square feet of digital space for live high-definition video, instant replays, up-to-the-minute statistics, and game information, graphics animations



BAUM-WALKER STADIUM RECORDS

13,472

SINGLE-GAME ATTENDANCE (2018)

8,953

SINGLE-SEASON AVERAGE (2020)

348,775

SINGLE-SEASON TICKETS (2019)

602

WINS AT BAUM-WALKER STADIUM

33,828

3-GAME SERIES ATTENDANCE (2019)

ARKANSAS YEAR-BY-YEAR RESULTS AT BAUM-WALKER STADIUM

1996 6-3 (.667)	1997 26-7 (.788)	1998 22-9 (.710)	1999 26-7 (.788)	2000 15-19 (.441)	2001 19-6 (.760)	2002 18-12 (.600)	2003 22-8 (.733)	2004 31-8 (.795)	2005 19-9 (.679)
2006 21-8 (.724)	2007 23-10 (.697)	2008 24-9 (.727)	2009 21-12 (.636)	2010 29-9 (.763)	2011 24-7 (.774)	2012 28-8 (.778)	2013 24-9 (.727)	2014 25-10 (.714)	2015 23-12 (.657)
2016 19-14 (.576)	2017 29-8 (.784)	2018 34-4 (.895)	2019 33-7 (.825)	2020 11-2 (.846)	2021 30-8 (.790)				

Top 20 All-Time Crowds (tickets sold)

1.	USC	13,472	March 3, 2018
2.	Mississippi State	12,589	April 25, 2015
3.	South Alabama	12,006	March 7, 2020
4.	LSU	11,827	April 8, 2017
5.	Tennessee	11,787	April 26, 2019
6.	Auburn	11,742	April 26, 2014
7.	LSU	11,714	May 10, 2019
8.	Tennessee	11,594	April 27, 2019
9.	LSU	11,462	April 9, 2011
10.	Arizona State	11,434	April 8, 2009
11.	Ole Miss*	11,383	June 9, 2019
12.	Ole Miss*	11,350	June 8, 2019
13.	Missouri State*	11,317	June 6, 2015
14.	Mississippi State	11,194	April 16, 2011
15.	South Carolina*	11,172	June 9, 2018
16.	Missouri State*	11,169	June 5, 2015
17.	Texas A&M	11,145	April 20, 2013
18.	Missouri State*	11,116	June 7, 2015
19.	Ole Miss*	11,095	June 10, 2019
20.	South Carolina*	11,093	June 10, 2018

* - NCAA Super Regional
^ - NCAA Regional

Top 20 All-Time Crowds (actual)

1.	Missouri State*	12,167	June 6, 2015
2.	Missouri State*	11,869	June 5, 2015
3.	South Carolina*	11,722	June 9, 2018
4.	Missouri State*	11,694	June 7, 2015
5.	South Carolina*	11,481	June 10, 2018
6.	South Carolina*	11,217	June 11, 2018
7.	LSU	11,103	April 9, 2011
8.	Arizona State	11,014	April 8, 2009
9.	Oral Roberts^	11,088	June 2, 2017
10.	LSU	10,987	April 8, 2017
11.	Mississippi State	10,837	April 25, 2015
12.	Mississippi State	10,784	April 16, 2011
13.	USC	10,732	March 3, 2018
14.	LSU	10,581	May 5, 2007
15.	Texas A&M	10,477	April 20, 2013
16.	Missouri State^	10,369	June 3, 2017
17.	Missouri State^	10,273	June 5, 2017
18.	Central Michigan	10,219	Feb. 20, 2016
19.	Auburn	10,217	April 26, 2014
20.	Southern Miss^	10,213	June 2, 2018

* - NCAA Super Regional
^ - NCAA Regional

2021 NCAA ATTENDANCE LEADERS

Average Home Attendance

Team	Average	Total	Games
1. Ole Miss	7,596	303,859	40
2. Arkansas	6,964	264,643	38
3. Mississippi State	6,031	235,207	39
4. LSU	3,815	144,982	38
5. Texas Tech	3,527	119,916	34
6. Nebraska	3,289	49,329	15
7. Oklahoma St.	2,940	94,092	32
8. South Carolina	2,728	90,018	33
9. TCU	2,509	72,750	29
10. Texas	2,507	92,770	37



FOWLER FAMILY TRAINING CENTER


The facility provides approximately 52,000 square feet of climate-controlled practice space, including a full-size practice infield, throwing area, batting areas and ancillary team spaces.

Thanks in part to the generous \$2.5 million gift provided by the Wallace and Jama Fowler family, the University of Arkansas completed a brand new worldclass indoor training facility for baseball and track in the summer of 2015.

Dedicated on Sept. 20, 2014, as the Fowler Family Baseball and Track Training Center, the facility provides approximately 52,000 square feet of climate-controlled practice space, including a full size practice infield, throwing area, batting areas and ancillary team spaces.

The facility includes four batting cages with a drop down and raise up netting system that allows for baseball training and available surface space. The practice infield is suitable for live hitting with nets ensuring safe activity and observation outside the infield space and protective measures toward the facility structure.

The Fowler Family's gift marked substantial progress toward meeting the fundraising goal for the project. The fundraising goal for the facility was funded by a combination of capital gifts, athletic revenues and proceeds from a bond issue. The total project cost was \$9.1 million.





HUNT FAMILY DEVELOPMENT CENTER

The one-of-a-kind facility features an expanded locker room, team meeting space, strength & conditioning center, training room, nutrition center and a state-of-the-art player development lab.

The J.B. and Johnelle Hunt Family Baseball Development Center is a 49,000-square foot baseball performance facility, providing student-athletes with an improved and expanded locker room, team meeting room, strength and conditioning center, training room, nutrition center, pitching and development lab and an in-venue batting tunnel.

The one-of-a-kind facility sits in the right-field corner of Baum-Walker Stadium, connecting it with the west concourse and providing new premium seating areas for games. It also includes a tunnel to connect the facility with the first-base dugout. The Norm DeBrynn Champions Lobby features numerous historical displays and interactive content showcasing the history of Razorback baseball.

The Van Horn Hog, named in honor of legendary Arkansas Razorback head baseball coach Dave Van Horn, is symbolic of the indomitable fighting spirit of the wild Razorback. The Razorback baseball program is nationally recognized as a skilled and spirited group possessing a fiery determination to prevail. The Van Horn Hog, donated by the Waldrip family, is dedicated to the legions of fans across Arkansas and the nation who share that same unwavering, fighting Razorback spirit.

The \$27 million J.B. and Johnelle Hunt Family Baseball Development Center was funded entirely by athletic revenues, gifts and bond proceeds from a bond issue. No university funds, state funds or student fees were required to complete the project. The facility was approved for construction in June 2019 by the University of Arkansas Board of Trustees.





|| 2021 SEASON REVIEW

2021 RECORD: 50-13 • **HOME:** 30-8 • **AWAY:** 13-5 • **NEUTRAL:** 7-0 • **SEC:** 22-8 • **NCAA TOURNAMENT:** Super Regional

Game date	Opponent	Score	Arkansas R-H-E	Opponent R-H-E	Innings	Overall	SEC	Pitcher of record	Attendance	Time
Feb. 20	vs. #3 Texas Tech ^	W, 13-9	13-11-2	9-9-1	9	1-0-0	0-0-0	Trest (W, 1-0)	16,908	4:18
Feb. 21	vs. #9 Texas ^	W, 4-0	4-6-0	0-2-0	9	2-0-0	0-0-0	Monke (W, 1-0)	17,587	2:51
Feb. 22	vs. #10 TCU ^	W, 4-1	4-6-0	1-2-0	9	3-0-0	0-0-0	Costeiu (W, 1-0)	13,659	3:08
Feb. 25	SEMO	W, 6-5	6-9-0	5-9-0	10	4-0-0	0-0-0	Wiggins (W, 1-0)	4,218	3:22
Feb. 26	SEMO	W, 7-3	7-8-0	3-5-0	9	5-0-0	0-0-0	Noland (W, 1-0)	4,218	2:41
Feb. 27	SEMO	W, 9-3	9-15-1	3-6-1	9	6-0-0	0-0-0	Palette (W, 1-0)	4,218	3:15
Feb. 28	SEMO	W, 11-4	11-12-0	4-4-2	5	7-0-0	0-0-0	Kopps (W, 1-0)	4,218	2:57
March 5	Murray State	W 7-6	7-8-1	6-8-0	9	8-0-0	0-0-0	Kopps (W, 2-0)	4,218	3:25
March 6	Murray State	W, 11-6	11-12-1	6-11-0	9	9-0-0	0-0-0	Adams (W, 1-0)	4,218	3:06
March 7	Murray State	W, 6-0	6-5-0	0-6-1	9	10-0-0	0-0-0	Lockhart (W, 1-0)	4,218	3:07
March 12	at Louisiana Tech	W, 9-7	9-9-2	7-13-1	10	11-0-0	0-0-0	Kopps (W, 3-0)	1,000	3:48
March 13	at Louisiana Tech	W, 8-1	8-12-0	1-4-0	9	12-0-0	0-0-0	Vermillion (W, 1-0)	1,000	2:46
March 14	at Louisiana Tech	L, 0-2	0-2-0	2-5-1	9	12-1-0	0-0-0	Lockhart (L, 1-1)	1,000	1:58
March 16	Oklahoma	L, 5-8	8-11-2	5-6-2	9	12-2-0	0-0-0	Ramage (L, 0-1)	5,735	3:21
March 19	#22 Alabama *	L, 1-16	1-8-1	16-15-0	9	12-3-0	0-1-0	Palette (L 1-1)	5,735	2:54
March 20	#22 Alabama *	W, 9-1	9-12-0	1-2-1	9	13-3-0	1-1-0	Vermillion (W, 2-0)	5,735	2:36
March 21	#22 Alabama *	W, 3-1	3-5-0	1-4-2	9	14-3-0	2-1-0	Kopps (W, 3-0)	5,735	2:41
March 23	Memphis	W, 14-1	14-13-0	1-3-1	9	15-3-0	2-1-0	Costeiu (W, 2-0)	5,735	3:14
March 24	Memphis	W, 9-4	9-14-1	4-4-1	9	16-3-0	2-1-0	Monke (W, 2-0)	5,735	3:23
March 26	at #2 Mississippi State *	W, 8-2	8-10-0	2-4-1	9	17-3-0	3-1-0	Wicklander (W, 1-0)	6,115	3:00
March 27	at #2 Mississippi State *	W, 11-5	11-13-1	5-10-2	9	18-3-0	4-1-0	Monke (W, 3-0)	6,152	2:55
March 28	at #2 Mississippi State *	W, 6-4	6-7-0	4-13-1	9	19-3-0	5-1-0	Costeiu (W, 3-0)	4,060	2:58
March 30	UCA	W, 21-8	21-20-2	8-9-3	9	20-3-0	5-1-0	Ramage (W, 1-1)	5,735	3:27
April 1	Auburn *	L, 1-2	1-4-3	2-8-0	9	20-4-0	5-2-0	Wicklander (L, 1-1)	4,692	2:18
April 2	Auburn *	W, 6-5	6-7-0	5-10-1	9	21-4-0	6-2-0	Wiggins (W, 2-0)	6,585	3:07
April 3	Auburn *	W, 6-5	6-8-0	5-4-1	10	22-4-0	7-2-0	Wiggins (W, 3-0)	6,585	3:12
April 6	Little Rock	W, 7-2	7-8-2	2-7-1	9	23-4-0	7-2-0	Costeiu (W, 4-0)	4,225	2:58
April 7	Little Rock	W, 10-3	10-8-1	3-8-1	9	24-4-0	7-2-0	Bolden (W, 1-0)	4,002	3:07
April 10	at #3 Ole Miss [DH] *	W, 7-3	7-8-0	3-14-0	9	25-4-0	8-2-0	Costeiu (W, 5-0)	11,524	3:33
April 10	at #3 Ole Miss [DH] *	L, 6-13	6-12-1	13-18-2	9	25-5-0	8-3-0	Palette (L, 1-2)	11,857	3:27
April 11	at #3 Ole Miss *	W, 18-14	18-13-0	14-14-2	9	26-5-0	9-3-0	Kopps (W, 5-0)	10,042	4:25
April 13	UAPB	W, 12-4	12-9-0	4-8-1	9	27-5-0	9-3-0	Bolden (W, 2-0)	4,053	2:44
April 14	UAPB	W, 26-1	26-17-4	1-7-2	7	28-5-0	9-3-0	Ramage (W, 2-1)	3,655	2:58
April 17	Texas A&M [DH] *	W, 13-0	13-13-0	0-3-2	9	29-5-0	10-3-0	Monke (W, 4-0)	6,585	2:57
April 17	Texas A&M [DH] *	W, 2-1	2-6-0	1-5-1	10	30-5-0	11-3-0	Kopps (W, 6-0)	6,585	2:55
April 18	Texas A&M *	L, 10-11	10-11-2	11-11-0	9	30-6-0	11-4-0	Costeiu (L, 5-1)	6,585	3:54
April 22	at #11 South Carolina *	W, 6-1	6-9-1	1-2-2	9	31-6-0	12-4-0	Monke (W, 5-0)	3,350	3:06
April 23	at #11 South Carolina [DH] *	L, 2-6	2-4-1	6-9-1	9	31-7-0	12-5-0	Monke (L, 5-1)	2,864	3:01
April 23	at #11 South Carolina [DH] *	W, 5-1	5-7-0	1-2-2	9	32-7-0	13-5-0	Wicklander (W, 2-1)	3,350	2:47
April 30	at LSU *	W, 7-0	7-7-0	0-3-2	9	33-7-0	14-5-0	Wicklander (W, 3-1)	6,331	2:22
May 1	at LSU [DH] *	W, 17-10	17-19-1	10-14-0	9	34-7-0	15-5-0	Costeiu (W, 6-1)	5,308	3:28
May 1	at LSU [DH] *	L, 4-5	4-6-1	5-7-0	9	34-8-0	15-6-0	Lockhart (L, 1-2)	7,036	2:37
May 7	Georgia *	W, 3-0	3-8-1	0-9-0	9	35-8-0	16-6-0	Wicklander (W, 4-1)	7,645	2:54
May 8	Georgia *	L, 3-7	3-6-2	7-12-0	9	35-9-0	16-7-0	Costeiu (L, 6-2)	7,645	3:46
May 9	Georgia *	W, 5-3	5-10-0	3-8-1	9	36-9-0	17-7-0	Kopps (W, 7-0)	7,645	3:02
May 11	Arkansas State	W, 8-4	8-7-2	4-4-2	9	37-9-0	17-7-0	Lockhart (W, 2-2)	7,645	3:10
May 14	at #4 Tennessee *	W, 6-5	6-8-1	5-7-0	9	38-9-0	18-7-0	Kopps (W, 8-0)	3,476	3:13
May 15	at #4 Tennessee *	L, 7-8	7-10-1	8-12-2	9	38-10-0	18-8-0	Wiggins (L, 3-1)	3,101	2:54
May 16	at #4 Tennessee *	W, 3-2	3-5-0	2-7-2	9	39-10-0	19-8-0	Kopps (W, 9-0)	3,575	2:49
May 20	#9 Florida *	W, 6-1	6-9-0	1-3-1	9	40-10-0	20-8-0	Wicklander (W, 5-1)	11,084	2:57
May 21	#9 Florida *	W, 4-3	4-8-1	3-7-1	9	41-10-0	21-8-0	Kopps (W, 10-0)	11,084	2:59
May 22	#9 Florida *	W, 9-3	9-10-1	3-8-0	9	42-10-0	22-8-0	Vermillion (W, 3-0)	11,084	2:39
May 26	vs. Georgia %	W, 11-2	11-7-0	2-3-3	9	43-10-0	22-8-0	Lockhart (W, 3-2)	7,200	2:57
May 27	vs. #3 Vanderbilt %	W, 6-4	6-6-0	4-6-0	9	44-10-0	22-8-0	Costeiu (W, 7-2)	8,625	3:06
May 29	vs. #12 Ole Miss %	W, 3-2	3-6-0	2-6-0	9	45-10-0	22-8-0	Tole (W, 1-0)	8,735	3:09
May 30	vs. #4 Tennessee %	W, 7-2	7-8-0	2-9-0	9	46-10-0	22-8-0	Costeiu (W, 8-2)	10,176	2:50
June 4	NJIT @	W, 13-8	13-13-2	8-11-0	9	47-10-0	22-8-0	Kopps (W, 11-0)	11,084	3:47
June 5	#19 Nebraska @	W, 5-1	5-5-0	1-5-2	9	48-10-0	22-8-0	Wicklander (W, 6-1)	11,084	3:16
June 6	#19 Nebraska @	L, 3-5	3-4-3	5-10-2	9	48-11-0	22-8-0	Lockhart (L, 3-3)	11,084	2:44
June 7	#19 Nebraska @	W, 6-2	6-6-0	2-4-0	9	49-11-0	22-8-0	Kopps (W, 12-0)	11,084	2:25
June 11	#12 NC State &	W, 21-2	21-17-0	2-7-0	9	50-11-0	22-8-0	Wicklander (W, 7-1)	11,084	3:31
June 12	#12 NC State &	L, 5-6	5-4-0	6-8-1	9	50-12-0	22-8-0	Costeiu (L, 8-3)	11,084	2:53
June 13	#12 NC State &	L, 2-3	2-4-0	3-8-1	9	50-13-0	22-8-0	Kopps (L, 12-1)	11,084	2:43

* SEC opponent | ^ State Farm College Baseball Showdown (Globe Life Field in Arlington, Texas) | % SEC Tournament (Hoover Metropolitan Stadium in Hoover, Ala.)
 @ NCAA Regional (Baum-Walker Stadium in Fayetteville, Ark.) | & NCAA Super Regional (Baum-Walker Stadium in Fayetteville, Ark.)

Team Batting

At-bats:	44	vs. UCA (March 30)
		at LSU (May 1)
Runs scored:	26	vs. UAPB (April 14)
Hits:	20	vs. UCA (March 30)
RBI:	22	vs. UAPB (April 14)
Doubles:	6	vs. UCA (March 30)
		at LSU (May 1)
		vs. #16 NC State (June 11)
Triples:	2	vs. UCA (March 30)
Home runs:	8	vs. UAPB (April 14)
Total bases:	43	vs. UCA (March 30)
		vs. UAPB (April 14)
Walks:	17	at #3 Ole Miss (April 11)
Strikeouts:	16	at #2 Mississippi State (March 27)
Sac hits:	1	(10 times)
Sac flies:	3	vs. Murray State (March 7)
Stolen bases:	4	vs. SEMO (Feb. 27)
		at Louisiana Tech (March 13)
Hit by pitch:	3	(6 times)
Caught stealing:	2	vs. Murray State (March 6)
Runners LOB:	14	vs. Memphis (March 24)
Hit into DP:	4	vs. Auburn (April 3)

Fielding

Putouts:	30	(4 times)
Assists:	15	vs. SEMO (Feb. 25)
Errors:	4	vs. UAPB (April 14)
Passed balls:	1	vs. SEMO (Feb. 26)
		vs. #22 Alabama (March 19)
DPs turned:	3	vs. #13 Ole Miss (May 29 in Hoover, Ala.)

Pitching

Innings pitched:	10.0	(4 times)
Runs allowed:	16	vs. #22 Alabama (March 19)
Earned runs:	15	vs. #22 Alabama (March 19)
Walks allowed:	8	vs. Oklahoma (March 16)
Strikeouts:	18	vs. #10 TCU (Feb. 22 in Arlington, Texas)
		vs. Murray State (March 5)
		vs. UAPB (April 13)
Hits allowed:	18	at #3 Ole Miss (April 10)
Doubles allowed:	3	(7 times)
Triples allowed:	1	(7 times)
Homers allowed:	4	vs. #22 Alabama (March 19)
Wild pitches:	4	vs. Oklahoma (March 16)
Hit batters:	3	(4 times)

Individual Batting

At-bats:	6	(10 times)
Runs scored:	5	Robert Moore vs. #16 NC State (June 11)
Hits:	4	(5 times)
RBI:	6	Robert Moore vs. UCA (March 30)
		Christian Franklin vs. UAPB (April 13)
Doubles:	2	(7 times)
Triples:	1	(11 times)
Home runs:	2	(11 times)
Total bases:	11	Matt Goodheart vs. UAPB (April 14)
		Robert Moore vs. #16 NC State (June 11)
Walks:	4	Braydon Webb vs. Memphis (March 23)
		Robert Moore at #3 Ole Miss (April 11)
Strikeouts:	4	(7 times)
Sac hits:	1	(10 times)
Sac flies:	2	Brady Slavens vs. UAPB (April 13)
Stolen bases:	2	(4 times)
Hit by pitch:	2	(4 times)
Caught stealing:	1	(9 times)
Runners LOB:	7	Robert Moore vs. Georgia (May 26 in Hoover, Ala.)

Fielding

Putouts:	18	Casey Opitz vs. #10 TCU (Feb. 22)
		Dylan Leach vs. UAPB (April 13)
Assists:	7	Jalen Battles vs. #3 Vanderbilt (May 27 in Hoover, Ala.)
Errors:	2	Cullen Smith vs. Auburn (April 1)
		Matt Goodheart vs. UAPB (April 14)
Passed balls:	1	Dylan Leach vs. SEMO (Feb. 26)
		Dylan Leach vs. #22 Alabama (March 19)

Pitching

Innings pitched:	8.0	Zebulon Vermillion at Louisiana Tech (March 13)
		Zebulon Vermillion vs. #22 Alabama (March 20)
		Kevin Kopps vs. #16 NC State (June 13)
Runs allowed:	7	Peyton Pallette at #3 Ole Miss (April 10)
Earned runs:	7	Peyton Pallette at #3 Ole Miss (April 10)
Walks allowed:	4	Zebulon Vermillion vs. SEMO (Feb. 26)
		Patrick Wicklander at #2 Mississippi State (March 26)
Strikeouts:	11	Patrick Wicklander vs. #9 Florida (May 20)
		Lael Lockhart vs. Georgia (May 26 in Hoover, Ala.)
Hits allowed:	9	Peyton Pallette at #3 Ole Miss (April 10)
Doubles allowed:	3	Caleb Bolden vs. Murray State (March 6)
		Zebulon Vermillion at #2 Mississippi State (March 27)
Triples allowed:	1	(7 times)
Homers allowed:	3	Ryan Costeiu vs. #16 NC State (June 12)
Wild pitches:	3	Evan Gray vs. Oklahoma (March 16)
Hit batters:	2	(7 times)



Christian Franklin played in 61 games with 60 starts in center field, slashing .274/.420/.544 with 13 home runs and 54 RBI in 2021. The Razorback slugger, named an NCBWA All-American at the year's end, was selected by the Chicago Cubs in the fourth round of the 2021 MLB Draft.



Patrick Wicklander emerged as the Razorbacks' Friday night starter in 2021, posting a 7-1 record with a 2.09 ERA in 77.2 innings with 85 strikeouts. The lefthander, who earned All-SEC recognition, was selected by the Tampa Bay Rays in the eighth round of the 2021 MLB Draft.

2021 RECORD: 50-13 • HOME: 30-8 • AWAY: 13-5 • NEUTRAL: 7-0 • SEC: 22-8 • NCAA TOURNAMENT: Super Regional

Individual Hitting

#	Player	AVG	GP-GS	AB	R	H	2B	3B	HR	RBI	TB	SLG%	BB	HBP	SO	GDP	OB%	SF	SH	SB-ATT	PO	A	E	FLD%
19	Charlie Welch	.388	28-15	67	21	26	5	0	8	25	55	.821	13	1	14	1	.494	0	0	0-0	4	0	0	1.000
17	Brady Slavens	.284	57-56	218	49	62	12	3	14	63	122	.560	19	5	64	1	.347	6	1	2-2	383	24	2	.995
2	Robert Moore	.283	61-61	233	59	66	10	3	16	53	130	.558	41	2	51	5	.384	8	0	6-7	83	136	6	.973
7	Cayden Wallace	.279	60-60	240	52	67	11	0	14	44	120	.500	29	7	61	5	.369	3	0	0-0	90	10	0	1.000
25	Christian Franklin	.274	61-60	215	55	59	15	2	13	54	117	.544	44	12	78	5	.420	3	0	11-14	124	4	0	1.000
4	Jalen Battles	.269	61-61	216	48	58	12	0	6	43	88	.407	33	4	56	1	.371	3	2	5-7	80	160	11	.956
10	Matt Goodheart	.264	55-54	208	43	55	6	0	13	38	100	.481	38	5	52	4	.386	3	0	3-3	39	2	2	.953
14	Cullen Smith	.263	51-49	156	39	41	7	0	11	35	81	.519	34	4	34	1	.395	6	0	2-5	72	65	8	.945
15	Dylan Leach	.257	17-10	35	12	9	1	1	1	4	15	.429	11	3	9	0	.469	0	0	0-0	102	13	1	.991
12	Casey Opitz	.257	55-54	191	35	49	9	1	2	18	66	.346	32	2	33	4	.367	1	0	6-6	543	44	6	.990
26	Ethan Bates	.250	17-8	36	7	9	2	0	0	6	11	.306	5	0	5	0	.333	1	0	0-0	10	4	0	1.000
16	Zac White	.250	6-2	12	4	3	0	0	0	1	3	.250	1	3	4	0	.438	0	0	1-1	5	0	0	1.000
3	Zack Gregory	.245	43-32	102	21	25	6	1	3	19	42	.412	26	11	37	1	.440	2	3	2-2	53	0	0	1.000
5	Jacob Nesbit	.205	43-19	73	12	15	0	0	2	14	21	.288	13	2	26	0	.341	0	2	0-0	9	33	3	.933
8	Braydon Webb	.174	48-26	92	25	16	4	0	6	16	38	.413	21	8	43	0	.372	0	2	6-6	51	1	1	.981
48	Heston Tole	.000	1-0	0	1	0	0	0	0	0	0	.000	0	0	0	0	.000	0	0	0-0	2	0	0	1.000
29	Nate Wohlgemuth	.000	1-0	0	0	0	0	0	0	0	0	.000	0	1	0	0	1.000	0	0	0-0	0	0	0	.000
Totals		.267	63	2094	483	560	100	11	109	433	1009	.482	360	70	567	28	.387	36	10	44-53	1674	547	45	.980
Opponents		.226	63	2067	257	467	59	7	54	246	702	.340	218	49	657	41	.313	13	17	33-51	1600	430	60	.971

LOB - Team (488), Opp (434). DPs turned - Team (48), Opp (35). CI - Team (1), Opitz 1, Opp (1). IBB - Team (8), Goodheart 5, Moore 2, Wallace 1, Opp (3). Picked off - Franklin 2, Smith 1, Battles 1, Wallace 1, Opitz 1.

Individual Pitching

#	Player	ERA	W-L	APP	GS	CG	SHO	CBO	SV	IP	H	R	ER	BB	SO	2B	3B	HR	B/Avg	WP	HBP	BK	SFA	SHA
50	Matthew Magre	0.00	0-0	1	0	0	0	0	0	0.2	0	0	0	1	1	0	0	0	.000	0	0	0	0	0
45	Kevin Kopps	0.90	12-1	33	1	0	0	3	11	89.2	50	9	9	18	131	4	0	5	.162	3	1	0	0	4
33	Patrick Wicklander	2.09	7-1	18	13	0	0	3	0	77.2	65	22	18	24	85	13	1	6	.226	4	4	0	1	2
48	Heston Tole	2.25	1-0	10	0	0	0	1	0	12.0	8	3	3	2	20	0	0	0	.195	1	5	0	0	0
43	Miller Pleimann	3.00	0-0	2	1	0	0	0	0	3.0	1	2	1	3	5	0	0	0	.091	1	1	0	1	0
20	Elijah Trest	3.14	1-0	10	0	0	0	0	0	14.1	12	7	5	8	15	4	0	2	.240	2	3	1	2	0
37	Caden Monke	3.71	5-1	27	0	0	0	3	0	34.0	19	14	14	21	42	3	0	2	.162	5	1	1	0	1
36	Peyton Pallette	4.02	1-2	15	11	0	0	1	1	56.0	51	27	25	20	67	5	0	3	.237	5	9	0	1	1
18	Lael Lockhart	4.47	3-3	16	14	0	0	1	0	58.1	51	31	29	17	68	3	0	5	.233	5	8	0	1	2
31	Caleb Bolden	4.50	2-0	17	10	0	0	1	1	44.0	38	26	22	24	44	8	1	5	.238	2	8	0	1	0
88	Zebulon Vermillion	4.69	3-0	15	6	0	0	0	1	40.1	41	21	21	15	28	5	0	2	.259	3	2	0	2	1
32	Zack Morris	4.80	0-0	16	0	0	0	1	0	15.0	15	11	8	6	19	3	0	2	.263	0	0	0	2	0
58	Evan Gray	5.06	0-0	6	0	0	0	1	0	5.1	6	3	3	2	4	0	0	0	.273	6	0	0	1	0
22	Jaxon Wiggins	5.09	3-1	17	4	0	0	0	4	23.0	20	13	13	14	28	3	1	4	.227	5	1	0	0	0
35	Ryan Costeiu	5.10	8-3	26	0	0	0	1	0	30.0	21	17	17	15	40	1	1	8	.198	2	4	0	0	3
28	Kole Ramage	6.75	2-1	13	3	0	0	0	0	24.0	33	20	18	8	29	4	2	4	.324	1	2	0	1	1
29	Nate Wohlgemuth	6.75	0-0	3	0	0	0	1	0	1.1	2	1	1	6	1	0	0	0	.286	2	0	0	0	0
13	Connor Noland	6.91	1-0	9	0	0	0	0	1	14.1	15	13	11	4	15	1	0	3	.273	0	0	0	0	2
39	Evan Taylor	7.94	0-0	7	0	0	0	0	0	5.2	6	5	5	3	4	1	0	2	.273	2	0	0	0	0
55	Gabriel Starks	9.00	0-0	4	0	0	0	0	0	4.0	3	4	4	3	6	0	1	0	.200	0	0	0	0	0
27	Blake Adams	11.81	1-0	4	0	0	0	0	0	5.1	10	8	7	4	5	1	0	1	.435	0	0	0	0	0
Totals		3.77	50-13	63	63	0	5	5	20	558.0	467	257	234	218	657	59	7	54	.226	49	49	2	13	17
Opponents		7.49	13-50	63	63	1	1	0	8	533.1	560	483	444	360	567	100	11	109	.267	74	70	8	36	10

PB - Team (2), Leach 2, Opp (8). Pickoffs - Team (3), Opitz 2, Trest 1, Opp (6). SBA/ATT - Opitz (21-32), Leach (11-15), Lockhart (10-12), Bolden (5-10), Wicklander (3-6), Costeiu (0-3), Starks (3-3), Trest (2-3), Ramage (1-3), Vermillion (2-2), Kopps (2-2), Noland (2-2), Adams (1-2), Morris (1-1), Monke (1-1), Pallette (0-1), Welch (1-1).

Position Player Fielding

#	Player	C	PO	A	E	FLD%	DP	SBA	CSB	SBA%	PB	CI
25	Christian Franklin	128	124	4	0	1.000	2	0	0	---	0	0
7	Cayden Wallace	100	90	10	0	1.000	2	0	0	---	0	0
3	Zack Gregory	53	53	0	0	1.000	0	0	0	---	0	0
26	Ethan Bates	14	10	4	0	1.000	0	0	0	---	0	0
45	Kevin Kopps	14	6	8	0	1.000	0	2	0	1.000	0	0
31	Caleb Bolden	11	2	9	0	1.000	1	5	5	.500	0	0
18	Lael Lockhart	7	2	5	0	1.000	0	10	2	.833	0	0
33	Patrick Wicklander	7	1	6	0	1.000	0	3	3	.500	0	0
37	Caden Monke	6	1	5	0	1.000	0	1	0	1.000	0	0
16	Zac White	5	5	0	0	1.000	0	0	0	---	0	0
20	Elijah Trest	4	1	3	0	1.000	0	2	1	.667	0	0
19	Charlie Welch	4	4	0	0	1.000	0	1	0	1.000	0	0
35	Ryan Costeiu	3	2	1	0	1.000	0	0	3	.000	0	0
88	Zebulon Vermillion	3	1	2	0	1.000	0	2	0	1.000	0	0
48	Heston Tole	2	2	0	0	1.000	0	0	0	---	0	0
32	Zack Morris	2	0	2	0	1.000	0	1	0	1.000	0	0
39	Evan Taylor	1	0	1	0	1.000	0	0	0	---	0	0
17	Brady Slavens	409	383	24	2	.995	34	0	0	---	0	0
15	Dylan Leach	116	102	13	1	.991	0	11	4	.733	2	0
12	Casey Opitz	593	543	44	6	.990	2	21	11	.657	0	1

Position Player Fielding

#	Player	C	PO	A	E	FLD%	DP	SBA	CSB	SBA%	PB	CI
8	Braydon Webb	53	51	1	1	.981	1	0	0	---	0	0
1	Robert Moore	225	83	136	6	.973	35	0	0	---	0	0
4	Jalen Battles	251	80	160	11	.956	34	0	0	---	0	0
10	Matt Goodheart	43	38	2	2	.953	0	0	0	---	0	0
14	Cullen Smith	145	72	65	8	.945	17	0	0	---	0	0
5	Jacob Nesbit	45	9	33	3	.933	2	0	0	---	0	0
28	Kole Ramage	6	3	2	1	.833	0	1	2	.333	0	0
13	Connor Noland	6	2	3	1	.833	0	2	0	1.000	0	0
36	Peyton Pallette	6	1	4	1	.833	0	0	1	.000	0	0
58	Evan Gray	2	1	0	1	.500	0	0	0	---	0	0
22	Jaxon Wiggins	2	1	0	1	.500	0	0	0	---	0	0
29	Nate Wohlgemuth	0	0	0	0	.000	0	0	0	---	0	0
55	Gabriel Starks	0	0	0	0	.000	0	3	0	1.000	0	0
50	Matthew Magre	0	0	0	0	.000	0	0	0	---	0	0
27	Blake Adams	0	0	0	0	.000	0	1	1	.500	0	0
43	Miller Pleimann	0	0	0	0	.000	0	0	0	---	0	0

Hitting minimums - 1 Game 2.5 AB/Game

Pitching minimums - 1 Game 20% of Games 1.0 IP/Game



|| GAME-BY-GAME HITTING

2021 RECORD: 50-13 • **HOME:** 30-8 • **AWAY:** 13-5 • **NEUTRAL:** 7-0 • **SEC:** 22-8 • **NCAA TOURNAMENT:** Super Regional

Date	Opponent	AB	R	H	RBI	2B	3B	HR	BB	IBB	SB	CS	HBP	SAC	SF	GDP	K	PO	A	E	Avg
Feb. 20	vs. #3 Texas Tech	37	13	11	7	1	0	0	11	0	3	0	1	0	1	0	14	27	9	2	.297
Feb. 21	vs. #9 Texas	30	4	6	4	0	0	1	5	0	0	0	1	0	0	0	9	27	5	0	.254
Feb. 20	vs. #10 TCU	30	4	6	3	1	1	0	4	0	0	1	2	1	0	0	13	27	5	0	.237
Feb. 25	SEMO	37	6	9	1	0	0	2	4	0	0	0	3	0	1	0	13	30	15	0	.239
Feb. 26	SEMO	32	7	9	7	0	1	4	0	0	1	0	3	0	0	0	7	27	12	0	.241
Feb. 27	SEMO	39	9	15	7	4	0	1	6	0	4	0	0	0	0	0	9	27	9	1	.268
Feb. 28	SEMO	25	11	12	9	6	0	3	4	0	2	0	0	0	0	0	3	15	8	0	.291
March 5	Murray State	31	7	8	7	1	1	2	7	0	3	0	1	0	1	0	11	27	5	1	.287
March 6	Murray State	34	11	12	11	2	0	3	7	0	2	2	1	0	0	0	5	27	9	1	.295
March 7	Murray State	24	6	5	6	0	0	1	9	0	0	0	2	0	3	0	9	27	8	0	.288
March 12	at Louisiana Tech	37	9	9	9	2	0	3	6	0	2	1	3	1	0	0	11	30	10	2	.284
March 13	at Louisiana Tech	34	8	12	6	4	0	1	7	0	4	0	2	0	1	0	7	27	9	0	.290
March 14	at Louisiana Tech	29	0	2	0	1	0	0	1	0	1	0	2	0	0	1	10	24	13	0	.274
March 16	Oklahoma	34	5	6	5	0	0	2	1	0	0	0	1	0	0	0	13	27	8	2	.267
March 19	#22 Alabama	33	1	8	1	0	0	1	3	0	0	0	0	0	0	1	10	27	10	1	.265
March 20	#22 Alabama	34	9	12	6	3	0	1	2	0	0	0	0	0	2	0	13	27	9	0	.271
March 21	#22 Alabama	29	3	5	3	0	0	1	6	0	0	0	1	0	0	0	4	27	11	0	.266
March 23	Memphis	36	14	13	14	2	0	3	10	0	1	0	3	0	0	0	5	27	10	0	.272
March 24	Memphis	36	9	14	7	2	0	2	8	0	0	0	2	0	1	0	5	27	12	1	.279
March 26	at #2 Mississippi State	36	8	10	8	0	0	4	5	0	1	0	0	0	1	0	13	27	10	0	.279
March 27	at #2 Mississippi State	40	11	13	9	2	0	4	4	0	0	0	1	0	1	0	16	27	6	1	.281
March 28	at #2 Mississippi State	34	6	7	5	1	1	1	6	0	0	0	0	0	0	0	13	27	14	0	.278
March 30	Central Arkansas	44	21	20	21	4	2	5	8	0	1	0	1	0	1	0	8	27	11	2	.288
April 1	Auburn	29	1	4	1	0	0	1	1	0	0	0	0	0	0	2	5	27	7	3	.282
April 2	Auburn	29	6	7	4	1	1	0	6	0	1	0	1	0	1	1	6	27	7	0	.281
April 3	Auburn	32	6	8	5	1	0	0	12	1	0	0	2	0	1	4	3	30	13	0	.280
April 6	Little Rock	29	7	8	6	3	0	1	5	2	0	0	2	1	1	1	7	27	12	2	.280
April 7	Little Rock	33	10	8	9	0	1	3	7	0	3	0	0	0	0	0	9	27	10	1	.278
April 10	at #3 Ole Miss	34	7	8	6	2	0	0	9	0	1	0	0	0	1	0	11	27	7	0	.277
April 10	at #3 Ole Miss [DH]	40	6	12	5	1	0	1	4	0	0	1	1	0	0	0	11	24	8	1	.278
April 11	at #3 Ole Miss [DH]	36	18	13	17	1	0	3	17	0	1	0	2	1	1	2	9	27	10	0	.281
April 13	UA Pine Bluff	32	12	9	10	1	0	1	6	0	2	0	2	0	2	0	4	27	7	0	.281
April 14	UA Pine Bluff	35	26	17	22	2	0	8	13	1	0	0	3	0	1	0	4	21	6	4	.287
April 17	Texas A&M [DH]	35	13	13	12	2	0	3	7	0	0	0	0	0	2	0	6	27	6	0	.290
April 17	Texas A&M [DH]	31	2	6	1	0	0	1	5	1	2	0	2	1	0	2	14	30	9	0	.287
April 18	Texas A&M	37	10	11	10	2	0	3	8	1	0	0	2	1	0	0	12	27	8	2	.287
April 22	at #11 South Carolina	37	6	9	6	2	0	2	5	0	0	0	1	0	0	0	8	27	10	1	.286
April 23	at #11 South Carolina [DH]	31	2	4	2	1	0	1	5	0	0	0	1	0	1	0	10	24	5	1	.282
April 22	at #11 South Carolina [DH]	34	5	7	4	0	0	1	6	0	1	1	1	0	0	0	10	27	7	0	.280
April 30	at LSU	34	7	7	7	0	0	1	2	1	0	1	0	0	0	1	11	27	7	0	.278
May 1	at LSU [DH]	44	17	19	17	6	1	1	5	0	0	1	1	0	1	0	4	27	13	1	.283
May 1	at LSU [DH]	30	4	6	4	0	1	0	4	0	0	0	0	0	2	1	6	24	5	1	.282
May 7	Georgia	31	3	8	3	3	0	0	3	0	0	0	0	0	0	0	13	27	11	1	.281
May 8	Georgia	31	3	6	3	2	0	0	6	0	1	0	1	0	1	0	8	27	6	2	.279
May 9	Georgia	33	5	10	5	2	0	2	3	0	0	0	0	1	0	0	7	27	11	0	.280
May 11	Arkansas State	31	8	7	7	4	0	1	8	0	0	0	2	0	0	0	7	27	5	2	.279
May 14	at #4 Tennessee	33	6	8	6	1	0	2	3	0	1	0	1	0	1	1	7	27	8	1	.278
May 15	at #4 Tennessee	37	7	10	6	2	0	2	1	0	1	0	2	1	0	0	10	24	7	1	.278
May 16	at #4 Tennessee	30	3	5	3	3	0	0	4	0	1	0	0	1	1	0	8	27	8	0	.276
May 20	#9 Florida	33	6	9	6	3	0	2	6	1	0	0	1	0	0	0	12	27	5	0	.276
May 21	#9 Florida	32	4	8	4	2	0	2	3	0	0	0	1	0	1	0	12	27	7	1	.275
May 22	#9 Florida	33	9	10	8	2	0	2	2	0	0	0	2	0	0	0	11	27	9	1	.276
May 26	vs. Georgia	31	11	7	9	1	0	1	14	0	0	0	0	0	1	0	12	27	3	0	.275
May 27	vs. #3 Vanderbilt	28	6	6	6	1	0	0	7	0	1	0	1	0	1	1	9	27	13	0	.274
May 29	vs. #12 Ole Miss	31	3	6	3	2	1	1	7	0	0	1	0	0	0	1	9	27	11	0	.273
May 30	vs. #4 Tennessee	31	7	8	7	0	0	2	3	0	0	0	2	1	1	1	5	27	6	0	.272
June 4	NJIT	36	13	13	12	0	0	5	5	0	1	0	2	0	1	0	6	27	8	2	.274
June 5	#19 Nebraska	30	5	5	4	1	0	1	10	0	0	0	1	0	1	0	10	27	9	0	.272
June 6	#19 Nebraska	31	3	4	1	0	0	0	5	0	0	0	0	0	0	0	11	24	11	3	.270
June 7	#19 Nebraska	30	6	6	5	2	0	3	5	0	0	0	0	0	0	0	9	27	9	0	.269
June 11	#16 NC State	41	21	17	20	6	0	4	8	0	1	0	3	0	0	0	12	27	6	0	.272
June 12	#16 NC State	32	5	4	4	0	0	2	2	0	0	0	0	0	0	0	9	24	9	0	.270
June 13	#16 NC State	32	2	4	2	1	0	1	4	0	1	0	0	0	0	0	9	27	10	0	.267
Totals		2094	483	560	433	100	11	109	360	8	44	9	70	10	36	28	567	1674	547	45	.267



2021 RECORD: 50-13 • HOME: 30-8 • AWAY: 13-5 • NEUTRAL: 7-0 • SEC: 22-8 • NCAA TOURNAMENT: Super Regional

Date	Opponent	IP	H	R	ER	BB	SO	2B	3B	HR	WP	BK	HBP	DP	IBB	Score	W	L	SV	ERA
Feb. 20	vs. #3 Texas Tech	9.0	9	9	9	7	10	2	0	1	2	1	3	1	0	13-9	1	0	0	9.00
Feb. 21	vs. #9 Texas	9.0	2	0	0	2	15	0	0	0	0	0	3	0	0	4-0	2	0	1	4.50
Feb. 22	vs. #10 TCU	9.0	2	1	1	4	18	0	0	0	0	0	2	1	0	4-1	3	0	1	3.33
Feb. 25	SEMO	10.0	9	5	5	3	10	0	1	0	0	1	1	1	0	6-5	4	0	2	3.65
Feb. 26	SEMO	9.0	5	3	2	6	8	0	0	0	2	0	0	1	0	7-3	5	0	2	3.33
Feb. 27	SEMO	9.0	6	3	3	5	13	0	0	1	1	0	0	1	0	9-3	6	0	2	3.27
Feb. 28	SEMO	5.0	4	4	4	5	6	0	0	1	1	0	0	1	0	11-4	7	0	2	3.60
March 5	Murray State	9.0	8	6	6	7	18	1	0	2	1	0	0	0	0	7-6	8	0	3	3.91
March 6	Murray State	9.0	11	6	3	4	8	3	0	1	2	0	0	1	0	11-6	9	0	4	3.81
March 7	Murray State	9.0	6	0	0	5	11	0	0	0	2	0	0	2	0	6-0	10	0	4	3.41
March 12	at Louisiana Tech	10.0	13	7	7	4	12	3	1	0	2	0	2	1	1	9-7	11	0	5	3.71
March 13	at Louisiana Tech	9.0	4	1	1	3	3	0	0	0	0	0	0	1	0	8-1	12	0	5	3.48
March 14	at Louisiana Tech	8.0	5	2	2	1	5	0	0	0	0	0	1	2	0	0-2	12	1	5	3.39
March 16	Oklahoma	9.0	11	8	7	8	10	1	0	1	4	0	1	0	0	5-8	12	2	5	3.66
March 19	#22 Alabama	9.0	15	16	15	6	7	3	0	4	1	0	1	1	0	1-16	12	3	5	4.43
March 20	#22 Alabama	9.0	2	1	1	2	6	1	0	0	1	0	0	0	0	9-1	13	3	5	4.21
March 21	#22 Alabama	9.0	4	1	1	3	15	1	0	1	2	0	1	0	0	3-1	14	3	6	4.02
March 23	Memphis	9.0	3	1	1	3	10	0	1	0	1	0	1	1	0	14-1	15	3	6	3.85
March 24	Memphis	9.0	4	4	3	6	10	0	0	1	2	0	1	0	0	9-4	16	3	7	3.80
March 26	at #2 Mississippi State	9.0	4	2	2	5	5	0	0	0	0	0	2	1	0	8-2	17	3	8	3.71
March 27	at #2 Mississippi State	9.0	10	5	5	2	12	3	0	2	1	0	1	2	0	11-5	18	3	9	3.77
March 28	at #2 Mississippi State	9.0	13	4	4	2	7	1	0	2	0	0	1	2	0	6-4	19	3	10	3.78
March 30	Central Arkansas	9.0	9	8	7	5	6	1	0	1	1	0	2	0	0	21-8	20	3	10	3.93
April 1	Auburn	9.0	8	2	1	2	16	0	0	1	0	0	0	1	0	1-2	20	4	10	3.80
April 2	Auburn	9.0	10	5	5	2	8	1	0	2	1	0	1	0	0	6-5	21	4	11	3.85
April 3	Auburn	10.0	4	5	5	4	3	0	0	2	1	0	0	1	0	6-5	22	4	11	3.88
April 6	Little Rock	9.0	7	2	2	3	11	2	0	0	1	0	1	2	0	7-2	23	4	11	3.81
April 7	Little Rock	9.0	8	3	3	4	8	0	0	1	1	0	0	1	0	10-3	24	4	11	3.78
April 10	at #3 Ole Miss [DH]	9.0	14	3	3	4	16	2	0	0	0	0	1	2	0	7-3	25	4	12	3.75
April 10	at #3 Ole Miss [DH]	8.0	18	13	12	1	9	1	1	1	2	0	2	1	0	6-13	25	5	12	4.04
April 11	at #3 Ole Miss	9.0	14	14	14	6	9	3	0	2	2	0	1	1	0	18-14	26	5	12	4.37
April 13	UA Pine Bluff	9.0	8	4	4	4	18	2	1	0	1	0	2	1	0	12-4	27	5	12	4.36
April 14	UA Pine Bluff	7.0	7	1	0	4	11	0	0	0	2	0	0	0	0	26-1	28	5	12	4.25
April 17	Texas A&M [DH]	9.0	3	0	0	3	14	1	0	0	1	0	1	0	0	13-0	29	5	12	4.13
April 17	Texas A&M [DH]	10.0	5	1	1	2	12	1	0	1	0	0	0	1	0	2-1	30	5	12	4.02
April 18	Texas A&M	9.0	11	11	10	4	7	0	0	2	1	0	3	1	0	10-11	30	6	12	4.19
April 22	at #11 South Carolina	9.0	2	1	1	4	10	1	0	0	0	0	2	1	0	6-1	31	6	13	4.10
April 23	at #11 South Carolina [DH]	8.0	9	6	6	5	8	2	0	0	0	0	0	0	0	2-6	31	7	13	4.17
April 23	at #11 South Carolina [DH]	9.0	2	1	1	0	11	0	0	1	0	0	2	0	0	5-1	32	7	13	4.08
April 30	at LSU	9.0	3	0	0	0	10	0	0	0	0	0	0	0	0	7-0	33	7	14	3.98
May 1	at LSU [DH]	9.0	14	10	10	5	6	3	0	2	2	0	0	2	0	17-10	34	7	14	4.13
May 1	at LSU [DH]	8.0	7	5	5	3	11	0	0	1	2	0	1	0	0	4-5	34	8	14	4.16
May 7	Georgia	9.0	9	0	0	1	13	1	0	0	1	0	0	0	0	3-0	35	8	15	4.06
May 8	Georgia	9.0	12	7	6	2	16	1	0	2	0	0	1	1	0	3-7	35	9	15	4.11
May 9	Georgia	9.0	8	3	3	2	9	0	0	0	0	0	1	1	0	5-3	36	9	15	4.08
May 11	Arkansas State	9.0	4	4	1	4	12	2	0	0	0	0	1	0	0	8-4	37	9	15	4.01
May 14	at #4 Tennessee	9.0	7	5	2	4	7	3	0	1	0	0	1	0	0	6-5	38	9	15	3.98
May 15	at #4 Tennessee	8.0	12	8	7	2	7	1	0	3	0	0	0	0	0	7-8	38	10	15	4.04
May 16	at #4 Tennessee	9.0	7	2	2	3	12	1	0	0	1	0	0	0	0	3-2	39	10	15	4.00
May 20	#9 Florida	9.0	3	1	1	2	16	0	0	1	1	0	0	0	0	6-1	40	10	16	3.94
May 21	#9 Florida	9.0	7	3	3	2	17	1	0	1	0	0	0	1	0	4-3	41	10	16	3.92
May 22	#9 Florida	9.0	8	3	3	1	11	1	1	0	0	0	1	1	0	9-3	42	10	16	3.90
May 26	vs. Georgia	9.0	3	2	2	0	15	0	0	1	0	0	0	0	0	11-2	43	10	16	3.87
May 27	vs. #3 Vanderbilt	9.0	6	4	4	6	9	2	0	1	0	0	0	2	0	6-4	44	10	17	3.87
May 29	vs. #12 Ole Miss	9.0	6	2	2	8	10	1	0	0	1	0	0	3	1	3-2	45	10	18	3.84
May 30	vs. #4 Tennessee	9.0	9	2	2	2	9	1	0	1	0	0	0	1	0	7-2	46	10	19	3.80
June 4	NJIT	9.0	11	8	6	7	9	1	0	1	0	0	3	0	0	13-8	47	10	19	3.84
June 5	#19 Nebraska	9.0	5	1	1	2	13	1	0	0	0	0	0	0	0	5-1	48	10	20	3.79
June 6	#19 Nebraska	8.0	10	5	4	1	10	1	0	1	1	0	0	2	0	3-5	48	11	20	3.80
June 7	#19 Nebraska	9.0	4	2	2	2	10	0	0	1	0	0	1	0	0	6-2	49	11	20	3.77
June 11	#16 NC State	9.0	7	2	2	4	12	1	1	1	0	0	0	0	0	21-2	50	11	20	3.74
June 12	#16 NC State	8.0	8	6	6	2	8	0	0	3	0	0	0	0	0	5-6	50	12	20	3.79
June 13	#16 NC State	9.0	8	3	3	3	9	1	0	2	1	0	0	2	1	2-3	50	13	20	3.77
	Totals	558.0	467	257	234	218	657	59	7	54	49	2	49	48	3	483-257	50	13	20	3.77



|| GAME-BY-GAME BATTING ORDER

2021 RECORD: 50-13 • **HOME:** 30-8 • **AWAY:** 13-5 • **NEUTRAL:** 7-0 • **SEC:** 22-8 • **NCAA TOURNAMENT:** Super Regional

Date	Opponent	1	2	3	4	5	6	7	8	9
Feb. 20	vs. #3 Texas Tech	Moore	Franklin	Smith	Webb	Slavens	Opitz	Wallace	Nesbit	Battles
Feb. 21	vs. #9 Texas	Moore	Franklin	Smith	Webb	Slavens	Opitz	Wallace	Nesbit	Battles
Feb. 22	vs. #10 TCU	Moore	Franklin	Smith	Webb	Slavens	Opitz	Wallace	Nesbit	Battles
Feb. 25	SEMO	Moore	Franklin	Smith	Webb	Slavens	Opitz	Wallace	Gregory	Battles
Feb. 26	SEMO	Moore	Franklin	Smith	Wallace	Slavens	Welch	Webb	Battles	Leach
Feb. 27	SEMO	Moore	Franklin	Goodheart	Wallace	Slavens	Smith	Opitz	Battles	Gregory
Feb. 28	SEMO	Moore	Franklin	Goodheart	Wallace	Slavens	Smith	Opitz	Bates	Battles
March 5	Murray State	Moore	Franklin	Goodheart	Wallace	Slavens	Opitz	Smith	Battles	Webb
March 6	Murray State	Moore	Franklin	Goodheart	Wallace	Slavens	Opitz	Smith	Battles	Gregory
March 7	Murray State	Moore	Franklin	Goodheart	Slavens	Smith	Battles	Gregory	Nesbit	Leach
March 12	at Louisiana Tech	Moore	Franklin	Goodheart	Wallace	Slavens	Opitz	Smith	Battles	Webb
March 13	at Louisiana Tech	Moore	Franklin	Goodheart	Wallace	Slavens	Opitz	Smith	Battles	Gregory
March 14	at Louisiana Tech	Moore	Franklin	Goodheart	Wallace	Slavens	Opitz	Smith	Battles	Webb
March 16	Oklahoma	Moore	Franklin	Goodheart	Wallace	Slavens	Opitz	Smith	Battles	Gregory
March 19	#22 Alabama	Moore	Goodheart	Wallace	Slavens	Franklin	Opitz	Smith	Battles	Gregory
March 20	#22 Alabama	Moore	Franklin	Goodheart	Wallace	Slavens	Webb	Opitz	Smith	Battles
March 21	#22 Alabama	Moore	Franklin	Goodheart	Wallace	Slavens	Webb	Opitz	Smith	Battles
March 23	Memphis	Webb	Franklin	Welch	Wallace	Slavens	Leach	Battles	Nesbit	White
March 24	Memphis	Moore	Webb	Goodheart	Wallace	Smith	Bates	Gregory	Nesbit	Leach
March 26	at #2 Mississippi State	Webb	Goodheart	Wallace	Slavens	Franklin	Smith	Opitz	Battles	Moore
March 27	at #2 Mississippi State	Webb	Goodheart	Wallace	Slavens	Franklin	Opitz	Smith	Battles	Moore
March 28	at #2 Mississippi State	Webb	Goodheart	Wallace	Slavens	Franklin	Opitz	Battles	Moore	Nesbit
March 30	Central Arkansas	Moore	Goodheart	Welch	Slavens	Franklin	Bates	Battles	Gregory	Leach
April 1	Auburn	Webb	Goodheart	Wallace	Slavens	Franklin	Opitz	Smith	Battles	Moore
April 2	Auburn	Moore	Goodheart	Franklin	Wallace	Slavens	Opitz	Webb	Battles	Nesbit
April 3	Auburn	Moore	Franklin	Goodheart	Wallace	Slavens	Opitz	Smith	Battles	Gregory
April 6	Little Rock	Moore	Goodheart	Wallace	Slavens	Franklin	Opitz	Gregory	Battles	Nesbit
April 7	Little Rock	Moore	Franklin	Slavens	Wallace	Gregory	Welch	Smith	Battles	Leach
April 10	at #3 Ole Miss [DH]	Moore	Goodheart	Wallace	Slavens	Franklin	Opitz	Gregory	Battles	Nesbit
April 10	at #3 Ole Miss [DH]	Webb	Franklin	Wallace	Welch	Leach	Opitz	Moore	Battles	Nesbit
April 10	at #3 Ole Miss	Moore	Goodheart	Wallace	Slavens	Franklin	Opitz	Smith	Battles	Webb
April 13	UA Pine Bluff	Moore	Franklin	Slavens	Welch	Bates	Battles	Leach	Nesbit	White
April 14	UA Pine Bluff	Goodheart	Franklin	Slavens	Wallace	Smith	Opitz	Welch	Bates	Nesbit
April 17	Texas A&M [DH]	Moore	Goodheart	Wallace	Slavens	Franklin	Smith	Opitz	Battles	Gregory
April 17	Texas A&M [DH]	Moore	Goodheart	Wallace	Slavens	Franklin	Opitz	Gregory	Battles	Nesbit
April 18	Texas A&M	Moore	Goodheart	Wallace	Slavens	Franklin	Smith	Opitz	Battles	Gregory
April 22	at #11 South Carolina	Gregory	Goodheart	Wallace	Slavens	Franklin	Moore	Nesbit	Opitz	Battles
April 23	at #11 South Carolina [DH]	Gregory	Goodheart	Wallace	Slavens	Franklin	Moore	Smith	Opitz	Battles
April 23	at #11 South Carolina [DH]	Gregory	Goodheart	Wallace	Slavens	Franklin	Moore	Opitz	Nesbit	Battles
April 30	at LSU	Gregory	Goodheart	Wallace	Slavens	Franklin	Moore	Opitz	Smith	Battles
May 1	at LSU [DH]	Gregory	Goodheart	Wallace	Slavens	Franklin	Moore	Opitz	Smith	Battles
May 1	at LSU [DH]	Webb	Goodheart	Wallace	Slavens	Franklin	Moore	Opitz	Battles	Nesbit
May 7	Georgia	Gregory	Goodheart	Wallace	Slavens	Franklin	Moore	Opitz	Battles	Nesbit
May 8	Georgia	Gregory	Goodheart	Wallace	Slavens	Franklin	Moore	Opitz	Smith	Battles
May 9	Georgia	Gregory	Wallace	Slavens	Franklin	Moore	Goodheart	Opitz	Battles	Nesbit
May 11	Arkansas State	Gregory	Goodheart	Wallace	Slavens	Franklin	Moore	Smith	Battles	Leach
May 14	at #4 Tennessee	Gregory	Goodheart	Wallace	Slavens	Franklin	Moore	Smith	Opitz	Battles
May 15	at #4 Tennessee	Webb	Wallace	Slavens	Franklin	Moore	Goodheart	Opitz	Battles	Smith
May 16	at #4 Tennessee	Gregory	Goodheart	Wallace	Slavens	Franklin	Moore	Smith	Opitz	Battles
May 20	#9 Florida	Gregory	Goodheart	Wallace	Slavens	Franklin	Moore	Smith	Opitz	Battles
May 21	#9 Florida	Webb	Goodheart	Wallace	Slavens	Franklin	Moore	Smith	Opitz	Battles
May 22	#9 Florida	Goodheart	Wallace	Slavens	Franklin	Moore	Smith	Bates	Battles	Leach
May 26	vs. Georgia	Goodheart	Wallace	Slavens	Franklin	Moore	Smith	Opitz	Battles	Gregory
May 27	vs. #3 Vanderbilt	Goodheart	Wallace	Smith	Franklin	Moore	Opitz	Bates	Battles	Gregory
May 29	vs. #12 Ole Miss	Goodheart	Wallace	Smith	Franklin	Moore	Welch	Opitz	Bates	Battles
May 30	vs. #4 Tennessee	Goodheart	Wallace	Welch	Franklin	Moore	Smith	Opitz	Battles	Gregory
June 4	NJIT	Goodheart	Wallace	Smith	Franklin	Moore	Welch	Opitz	Battles	Webb
June 5	#19 Nebraska	Goodheart	Wallace	Smith	Franklin	Moore	Welch	Opitz	Battles	Webb
June 6	#19 Nebraska	Goodheart	Wallace	Welch	Slavens	Franklin	Moore	Smith	Opitz	Battles
June 7	#19 Nebraska	Goodheart	Wallace	Slavens	Franklin	Moore	Opitz	Smith	Battles	Gregory
June 11	#16 NC State	Webb	Goodheart	Wallace	Slavens	Welch	Moore	Smith	Opitz	Battles
June 12	#16 NC State	Webb	Goodheart	Wallace	Slavens	Welch	Moore	Smith	Opitz	Battles
June 13	#16 NC State	Goodheart	Wallace	Slavens	Franklin	Moore	Smith	Welch	Opitz	Battles



2021 RECORD: 50-13 • **HOME:** 30-8 • **AWAY:** 13-5 • **NEUTRAL:** 7-0 • **SEC:** 22-8 • **NCAA TOURNAMENT:** Super Regional

Date	Opponent	C	1B	2B	3B	SS	LF	CF	RF	DH
Feb. 20	vs. #3 Texas Tech	Opitz	Smith	Moore	Nesbit	Battles	Webb	Franklin	Wallace	Slavens
Feb. 21	vs. #9 Texas	Opitz	Smith	Moore	Nesbit	Battles	Webb	Franklin	Wallace	Slavens
Feb. 22	vs. #10 TCU	Opitz	Smith	Moore	Nesbit	Battles	Webb	Franklin	Wallace	Slavens
Feb. 25	vs. SEMO	Opitz	Slavens	Moore	Smith	Battles	Gregory	Franklin	Wallace	Slavens
Feb. 26	SEMO	Leach	Slavens	Moore	Smith	Battles	Webb	Franklin	Wallace	Welch
Feb. 27	SEMO	Opitz	Slavens	Moore	Smith	Battles	Gregory	Franklin	Wallace	Goodheart
Feb. 28	SEMO	Opitz	Slavens	Moore	Smith	Battles	Bates	Franklin	Wallace	Goodheart
March 5	Murray State	Opitz	Slavens	Moore	Smith	Battles	Webb	Franklin	Wallace	Goodheart
March 6	Murray State	Opitz	Slavens	Moore	Smith	Battles	Gregory	Franklin	Wallace	Goodheart
March 7	Murray State	Leach	Smith	Moore	Nesbit	Battles	Gregory	Franklin	Slavens	Goodheart
March 12	at Louisiana Tech	Opitz	Slavens	Moore	Smith	Battles	Webb	Franklin	Wallace	Goodheart
March 13	at Louisiana Tech	Opitz	Slavens	Moore	Smith	Battles	Gregory	Franklin	Wallace	Goodheart
March 14	at Louisiana Tech	Opitz	Slavens	Moore	Smith	Battles	Webb	Franklin	Wallace	Goodheart
March 16	Oklahoma	Opitz	Slavens	Moore	Smith	Battles	Gregory	Franklin	Wallace	Goodheart
March 19	#22 Alabama	Opitz	Slavens	Moore	Smith	Battles	Gregory	Franklin	Wallace	Goodheart
March 20	#22 Alabama	Opitz	Slavens	Moore	Smith	Battles	Webb	Franklin	Wallace	Goodheart
March 21	#22 Alabama	Opitz	Slavens	Moore	Smith	Battles	Webb	Franklin	Wallace	Goodheart
March 23	Memphis	Leach	Slavens	Nesbit	Wallace	Battles	Webb	Franklin	White	Welch
March 24	Memphis	Leach	Goodheart	Nesbit	Smith	Moore	Gregory	Webb	Bates	Wallace
March 26	at #2 Mississippi State	Opitz	Slavens	Moore	Smith	Battles	Webb	Franklin	Wallace	Goodheart
March 27	at #2 Mississippi State	Opitz	Slavens	Moore	Smith	Battles	Webb	Franklin	Wallace	Goodheart
March 28	at #2 Mississippi State	Opitz	Slavens	Moore	Nesbit	Battles	Webb	Franklin	Wallace	Goodheart
March 30	Central Arkansas	Leach	Goodheart	Moore	Bates	Battles	Gregory	Franklin	Slavens	Welch
April 1	Auburn	Opitz	Slavens	Moore	Smith	Battles	Webb	Franklin	Wallace	Goodheart
April 2	Auburn	Opitz	Slavens	Moore	Nesbit	Battles	Webb	Franklin	Wallace	Goodheart
April 3	Auburn	Opitz	Slavens	Moore	Smith	Battles	Gregory	Franklin	Wallace	Goodheart
April 6	Little Rock	Opitz	Slavens	Moore	Nesbit	Battles	Gregory	Franklin	Wallace	Goodheart
April 7	Little Rock	Leach	Slavens	Moore	Smith	Battles	Gregory	Franklin	Wallace	Welch
April 10	at #3 Ole Miss	Opitz	Slavens	Moore	Nesbit	Battles	Gregory	Franklin	Wallace	Goodheart
April 10	at #3 Ole Miss [DH]	Leach	Opitz	Moore	Nesbit	Battles	Webb	Franklin	Wallace	Welch
April 10	at #3 Ole Miss [DH]	Opitz	Slavens	Moore	Smith	Battles	Webb	Franklin	Wallace	Goodheart
April 13	UA Pine Bluff	Leach	Slavens	Moore	Nesbit	Battles	White	Franklin	Bates	Welch
April 14	UA Pine Bluff	Opitz	Goodheart	Smith	Wallace	Nesbit	Bates	Franklin	Slavens	Welch
April 17	Texas A&M [DH]	Opitz	Slavens	Moore	Smith	Battles	Gregory	Franklin	Wallace	Goodheart
April 17	Texas A&M [DH]	Opitz	Slavens	Moore	Nesbit	Battles	Gregory	Franklin	Wallace	Goodheart
April 18	Texas A&M	Opitz	Slavens	Moore	Smith	Battles	Gregory	Franklin	Wallace	Goodheart
April 22	at #11 South Carolina	Opitz	Slavens	Moore	Nesbit	Battles	Gregory	Franklin	Wallace	Goodheart
April 23	at #11 South Carolina [DH]	Opitz	Slavens	Moore	Smith	Battles	Gregory	Franklin	Wallace	Goodheart
April 23	at #11 South Carolina [DH]	Opitz	Slavens	Moore	Nesbit	Battles	Gregory	Franklin	Wallace	Goodheart
April 30	at LSU	Opitz	Slavens	Moore	Smith	Battles	Gregory	Franklin	Wallace	Goodheart
May 1	at LSU [DH]	Opitz	Slavens	Moore	Smith	Battles	Gregory	Franklin	Wallace	Goodheart
May 1	at LSU [DH]	Opitz	Slavens	Moore	Nesbit	Battles	Webb	Franklin	Wallace	Goodheart
May 7	Georgia	Opitz	Slavens	Moore	Nesbit	Battles	Gregory	Franklin	Wallace	Goodheart
May 8	Georgia	Opitz	Slavens	Moore	Smith	Battles	Gregory	Franklin	Wallace	Goodheart
May 9	Georgia	Opitz	Slavens	Moore	Nesbit	Battles	Gregory	Franklin	Wallace	Goodheart
May 11	Arkansas State	Leach	Slavens	Moore	Smith	Battles	Gregory	Franklin	Wallace	Goodheart
May 14	at #4 Tennessee	Opitz	Slavens	Moore	Smith	Battles	Gregory	Franklin	Wallace	Goodheart
May 15	at #4 Tennessee	Opitz	Slavens	Moore	Smith	Battles	Webb	Franklin	Wallace	Goodheart
May 16	at #4 Tennessee	Opitz	Slavens	Moore	Smith	Battles	Gregory	Franklin	Wallace	Goodheart
May 20	#9 Florida	Opitz	Slavens	Moore	Smith	Battles	Gregory	Franklin	Wallace	Goodheart
May 21	#9 Florida	Opitz	Slavens	Moore	Smith	Battles	Webb	Franklin	Wallace	Goodheart
May 22	#9 Florida	Leach	Slavens	Moore	Smith	Battles	Bates	Franklin	Wallace	Goodheart
May 26	vs. Georgia	Opitz	Slavens	Moore	Smith	Battles	Gregory	Franklin	Wallace	Goodheart
May 27	vs. #3 Vanderbilt	Opitz	Smith	Moore	Wallace	Battles	Gregory	Franklin	Bates	Goodheart
May 29	vs. #12 Ole Miss	Opitz	Smith	Moore	Wallace	Battles	Goodheart	Franklin	Bates	Welch
May 30	vs. #4 Tennessee	Opitz	Smith	Moore	Wallace	Battles	Goodheart	Franklin	Gregory	Welch
June 4	NJIT	Opitz	Smith	Moore	Wallace	Battles	Webb	Franklin	Goodheart	Welch
June 5	#19 Nebraska	Opitz	Smith	Moore	Wallace	Battles	Webb	Franklin	Goodheart	Welch
June 6	#19 Nebraska	Opitz	Slavens	Moore	Smith	Battles	Wallace	Franklin	Goodheart	Welch
June 7	#19 Nebraska	Opitz	Slavens	Moore	Smith	Battles	Gregory	Franklin	Wallace	Goodheart
June 11	#16 NC State	Opitz	Slavens	Moore	Smith	Battles	Wallace	Webb	Goodheart	Welch
June 12	#16 NC State	Opitz	Slavens	Moore	Smith	Battles	Wallace	Webb	Goodheart	Welch
June 13	#16 NC State	Opitz	Slavens	Moore	Smith	Battles	Wallace	Franklin	Goodheart	Welch



|| HOME RUN CHART

No.	Player	Game	Date	Opponent	Pitcher	On Base	Inning	Outs	Count	Score	Final
1	Brady Slavens (1)	2	Feb. 21	vs. #9 Texas	Dawson Merryman	2	6th	1	1-0	1-0	W, 4-0
2	Christian Franklin (1)	4	Feb. 25	SEMO	Dylan Dodd	0	3rd	2	1-1	0-3	W, 6-5 (10)
3	Brady Slavens (2)	4	Feb. 25	SEMO	Dylan Dodd	0	4th	1	2-1	1-3	W, 6-5 (10)
4	Robert Moore (1)	5	Feb. 26	SEMO	Noah Niznik	1	3rd	2	1-0	0-2	W, 7-3
5	Cayden Wallace (1)	5	Feb. 26	SEMO	Noah Niznik	1	6th	2	1-1	2-2	W, 7-3
6	Charlie Welch (1)	5	Feb. 26	SEMO	Noah Niznik	1	6th	2	2-1	4-2	W, 7-3
7	Christian Franklin (2)*	5	Feb. 26	SEMO	Hunter Ralls	0	8th	0	2-1	6-3	W, 7-3
8	Christian Franklin (3)	6	Feb. 27	SEMO	Bryce Grossius	1	2nd	0	0-0	4-0	W, 9-3
9	Cayden Wallace (2)*^	7	Feb. 28	SEMO	Austin Williams	0	2nd	0	0-1	0-0	W, 11-4 (5)
10	Brady Slavens (3)^	7	Feb. 28	SEMO	Austin Williams	0	2nd	0	1-1	1-0	W, 11-4 (5)
11	Matt Goodheart (1)	7	Feb. 28	SEMO	Hunter Ralls	1	4th	0	3-1	6-3	W, 11-4 (5)
12	Robert Moore (2)	8	March 5	Murray State	Jacob Pennington	1	6th	2	0-1	3-6	W, 7-6
13	Robert Moore (3)	8	March 5	Murray State	Alec Whaley	1	8th	0	2-1	5-6	W, 7-6
14	Cullen Smith (1)	9	March 6	Murray State	Sam Gardner	2	2nd	1	1-1	0-4	W, 11-6
15	Zack Gregory (1)	9	March 6	Murray State	Jake Jones	0	6th	2	1-1	6-5	W, 11-6
16	Brady Slavens (4)	9	March 6	Murray State	Cade Vernon	1	8th	2	0-2	9-6	W, 11-6
17	Jacob Nesbit (1)	10	March 7	Murray State	Nathaniel Gorczyca	2	4th	1	0-1	1-0	W, 6-0
18	Matt Goodheart (2)	11	March 12	at Louisiana Tech	Jonathan Fincher	1	4th	0	0-0	0-0	W, 9-7 (10)
19	Cayden Wallace (3)	11	March 12	at Louisiana Tech	Jonathan Fincher	0	6th	1	1-1	3-4	W, 9-7 (10)
20	Jalen Battles (1)	11	March 12	at Louisiana Tech	Cade Gibson	1	10th	0	3-1	7-8	W, 9-7 (10)
21	Cayden Wallace (4)*	12	March 13	at Louisiana Tech	Ryan Jennings	0	4th	0	3-2	2-0	W, 8-1
22	Brady Slavens (5)	14	March 16	Oklahoma	Braden Carmichael	1	6th	2	0-0	2-8	L, 8-5
23	Robert Moore (4)*	14	March 16	Oklahoma	Jaret Godman	0	8th	0	0-2	4-8	L, 8-5
24	Christian Franklin (4)	15	March 19	#22 Alabama	Tyler Ras	0	2nd	1	1-0	0-10	L, 16-1
25	Casey Opitz (1)*	16	March 20	#22 Alabama	Dylan Smith	0	3rd	0	1-0	0-0	W, 9-1
26	Brady Slavens (6)	17	March 21	#22 Alabama	Antoine Jean	0	4th	2	2-0	0-0	W, 3-1
27	Braydon Webb (1)*	18	March 23	Memphis	James Muse	0	8th	0	0-0	5-1	W, 14-1
28	Cayden Wallace (5)	18	March 23	Memphis	Brayden Green	1	8th	1	2-2	6-1	W, 14-1
29	Jacob Nesbit (2)	18	March 23	Memphis	Brayden Green	3	8th	1	1-1	8-1	W, 14-1
30	Matt Goodheart (3)	19	March 24	Memphis	Reed Harding	1	6th	0	0-0	4-3	W, 9-4
31	Zack Gregory (2)*	19	March 24	Memphis	Takoda Metoxen	0	8th	0	1-2	8-4	W, 9-4
32	Matt Goodheart (4)^	20	March 26	at #2 Mississippi State	Christian MacLeod	0	1st	1	2-2	0-0	W, 8-2
33	Cayden Wallace (6)^	20	March 26	at #2 Mississippi State	Christian MacLeod	0	1st	1	2-1	1-0	W, 8-2
34	Christian Franklin (5)	20	March 26	at #2 Mississippi State	Christian MacLeod	0	1st	2	0-0	2-0	W, 8-2
35	Christian Franklin (6)*	20	March 26	at #2 Mississippi State	Christian MacLeod	0	4th	0	2-0	3-0	W, 8-2
36	Braydon Webb (2)	21	March 27	at #2 Mississippi State	Will Bednar	0	5th	1	1-0	1-4	W, 11-5
37	Christian Franklin (7)	21	March 27	at #2 Mississippi State	Will Bednar	2	5th	2	2-1	2-4	W, 11-5
38	Cullen Smith (2)*	21	March 27	at #2 Mississippi State	Brandon Smith	0	6th	0	1-2	5-5	W, 11-5
39	Matt Goodheart (5)	21	March 27	at #2 Mississippi State	Brandon Smith	1	6th	2	1-1	6-5	W, 11-5
40	Matt Goodheart (6)*	22	March 28	at #2 Mississippi State	Jackson Fristoe	0	4th	0	0-0	0-0	W, 6-4
41	Charlie Welch (2)*	23	March 30	UCA	Dillan Janak	0	3rd	0	2-0	3-3	W, 21-8
42	Jalen Battles (2)	23	March 30	UCA	Dillan Janak	1	3rd	2	3-0	4-3	W, 21-8
43	Dylan Leach (1)*	23	March 30	UCA	Andrew Shoultz	0	4th	0	2-1	6-3	W, 21-8
44	Jalen Battles (3)	23	March 30	UCA	Brad Verel	1	4th	1	0-1	11-3	W, 21-8
45	Robert Moore (5)*	23	March 30	UCA	Trent Gregson	0	5th	0	1-2	13-7	W, 21-8
46	Braydon Webb (3)*	24	April 1	Auburn	Cody Greenhill	0	4th	0	1-1	0-2	L, 2-1
47	Cayden Wallace (7)	27	April 6	Little Rock	Sawyer Smallwood	0	1st	2	1-0	0-0	W, 7-2
48	Brady Slavens (8)	28	April 7	Little Rock	Cole Evans	2	1st	0	2-2	0-0	W, 10-3
49	Charlie Welch (3)	28	April 7	Little Rock	Cole Evans	0	1st	2	2-0	3-0	W, 10-3
50	Robert Moore (6)	28	April 7	Little Rock	Luke Wallner	0	4th	2	2-0	4-0	W, 10-3
51	Christian Franklin (8)*	30	April 10	at #3 Ole Miss [DH-2]	Drew McDaniel	0	7th	0	3-2	4-7	L, 13-6
52	Cullen Smith (3)	31	April 11	at #3 Ole Miss	Derek Diamond	2	2nd	0	0-0	0-0	W, 18-14
53	Braydon Webb (4)	31	April 11	at #3 Ole Miss	Derek Diamond	1	2nd	0	1-2	3-0	W, 18-14
54	Cayden Wallace (8)	31	April 11	at #3 Ole Miss	Wes Burton	2	3rd	2	1-0	8-0	W, 18-14
55	Christian Franklin (9)	32	April 13	UAPB	Bryce Roesch	2	8th	0	0-1	9-4	W, 12-4
56	Matt Goodheart (7)*	33	April 14	UAPB	Trenton Ferguson	0	1st	0	3-1	0-0	W, 26-1
57	Brady Slavens (8)	33	April 14	UAPB	Trenton Ferguson	1	1st	0	1-0	1-0	W, 26-1
58	Cullen Smith (4)	33	April 14	UAPB	Korey Wasson	0	2nd	1	2-2	6-0	W, 26-1
59	Charlie Welch (4)	33	April 14	UAPB	Korey Wasson	0	2nd	2	3-2	7-0	W, 26-1
60	Brady Slavens (9)	33	April 14	UAPB	Tony Horn, Jr.	2	3rd	1	0-2	8-0	W, 26-1
61	Cullen Smith (5)	33	April 14	UAPB	Tony Horn, Jr.	1	3rd	1	1-0	11-1	W, 26-1
62	Charlie Welch (5)	33	April 14	UAPB	Brandon Little	1	3rd	1	0-1	13-1	W, 26-1
63	Matt Goodheart (8)	33	April 14	UAPB	Race Tittle	3	5th	2	0-1	22-1	W, 26-1

* - indicates leadoff home run | ^ - indicates back-to-back home run | ! - indicates walk-off home run | + - indicates pinch-hit home run

HOME RUN CHART ||



No.	Player	Game	Date	Opponent	Pitcher	On Base	Inning	Outs	Count	Score	Final
64	Matt Goodheart (9)	34	April 17	Texas A&M [DH-1]	Dustin Saenz	0	2nd	2	1-1	2-0	W, 13-0
65	Brady Slavens (10)	34	April 17	Texas A&M [DH-1]	Dustin Saenz	1	2nd	2	3-2	3-0	W, 13-0
66	Robert Moore (7)	34	April 17	Texas A&M [DH-1]	Wyatt Tucker	1	7th	2	0-0	10-0	W, 13-0
67	Matt Goodheart (10)	35	April 17	Texas A&M [DH-2]	Bryce Miller	0	1st	1	0-0	0-0	W, 2-1 (10)
68	Robert Moore (8)	36	April 18	Texas A&M	Nathan Dettmer	0	4th	1	1-0	3-4	L, 11-10
69	Matt Goodheart (11)	36	April 18	Texas A&M	Mason Ornelas	2	6th	1	0-1	4-10	L, 11-10
70	Zack Gregory (3)	36	April 18	Texas A&M	Joseph Menefee	2	7th	1	1-1	7-11	L, 11-10
71	Robert Moore (9)	37	April 22	at #11 South Carolina	Thomas Farr	0	2nd	2	0-0	0-0	W, 6-1
72	Robert Moore (10)	37	April 22	at #11 South Carolina	Thomas Farr	2	7th	0	0-2	1-1	W, 6-1
73	Cullen Smith (6)	38	April 23	at #11 South Carolina [DH-1]	Brannon Jordan	0	2nd	1	3-2	0-0	L, 6-2
74	Cayden Wallace (9)	39	April 23	at #11 South Carolina [DH-2]	Will Sanders	1	5th	2	1-2	2-1	W, 5-1
75	Christian Franklin (10)	40	April 30	at LSU	Michael Fowler	2	8th	2	3-2	4-0	W, 7-0
76	Robert Moore (11)	41	May 1	at LSU [DH-1]	Blake Money	1	5th	0	2-0	8-2	W, 17-10
77	Matt Goodheart (12)	45	May 9	Georgia	Ryan Webb	0	6th	2	2-0	2-3	W, 5-3
78	Jalen Battles (4)*	45	May 9	Georgia	Ryan Webb	0	7th	0	0-1	3-3	W, 5-3
79	Cayden Wallace (10)	46	May 11	Arkansas State	Tyler Jeans	3	5th	0	0-1	0-0	W, 8-4
80	Robert Moore (12)	47	May 14	at #4 Tennessee	Chad Dallas	1	2nd	0	3-1	0-5	W, 6-5
81	Brady Slavens (11)	47	May 14	at #4 Tennessee	Chad Dallas	1	3rd	2	1-2	2-5	W, 6-5
82	Braydon Webb (5)	48	May 15	at #4 Tennessee	Will Heflin	1	6th	0	2-1	0-3	L, 8-7
83	Christian Franklin (11)	48	May 15	at #4 Tennessee	Will Heflin	0	6th	2	1-2	2-3	L, 8-7
84	Cayden Wallace (11)	50	May 20	#9 Florida	Tommy Mace	0	4th	1	0-0	1-1	W, 6-1
85	Cayden Wallace (12)	50	May 20	#9 Florida	Christian Scott	2	8th	2	1-1	3-1	W, 6-1
86	Christian Franklin (12)	51	May 21	#9 Florida	Hunter Barco	0	2nd	1	1-0	0-3	W, 4-3
87	Robert Moore (13)	51	May 21	#9 Florida	Jack Leftwich	0	8th	2	2-2	2-3	W, 4-3
88	Brady Slavens (12)	52	May 22	#9 Florida	Franco Aleman	1	4th	0	0-1	0-0	W, 9-3
89	Brady Slavens (13)	52	May 22	#9 Florida	Jordan Butler	2	7th	1	0-1	6-2	W, 9-3
90	Cullen Smith (7)*	53	May 26	vs. Georgia	Hank Bearden	0	5th	0	3-1	7-0	W, 11-2
91	Cullen Smith (8)	55	May 29	vs. #12 Ole Miss	Cody Adcock	1	1st	1	0-0	0-0	W, 3-2
92	Jalen Battles (5)	56	May 30	vs. #4 Tennessee	Kirby Connell	0	7th	1	0-1	3-1	W, 7-2
93	Cullen Smith (9)	56	May 30	vs. #4 Tennessee	Sean Hunley	1	8th	2	0-0	5-2	W, 7-2
94	Braydon Webb (6)	57	June 4	NJIT	Tyler Stafflinger	1	3rd	0	3-2	0-3	W, 13-8
95	Christian Franklin (13)*	57	June 4	NJIT	Tyler Stafflinger	0	4th	0	3-2	2-3	W, 13-8
96	Cayden Wallace (13)^	57	June 4	NJIT	Jake Rappaport	2	4th	2	0-0	5-3	W, 13-8
97	Cullen Smith (10)^	57	June 4	NJIT	Jake Rappaport	0	4th	2	1-1	8-3	W, 13-8
98	Jalen Battles (6)	57	June 4	NJIT	Jared Kasco	0	5th	2	2-1	9-3	W, 13-8
99	Matt Goodheart (13)*	58	June 5	#19 Nebraska	Chance Hroch	0	1st	0	2-1	0-0	W, 5-1
100	Casey Opitz (2)*	60	June 7	#19 Nebraska	Cade Povich	0	5th	0	1-0	0-2	W, 6-2
101	Robert Moore (14)	60	June 7	#19 Nebraska	Cam Wynne	0	6th	2	2-1	1-2	W, 6-2
102	Charlie Welch (6)+	60	June 7	#19 Nebraska	Jake Bunz	2	8th	2	2-0	3-2	W, 6-2
103	Robert Moore (15)	61	June 11	#16 NC State	Reid Johnston	1	2nd	1	0-2	0-1	W, 21-2
104	Cullen Smith (11)	61	June 11	#16 NC State	Reid Johnston	3	3rd	2	2-2	3-1	W, 21-2
105	Charlie Welch (7)	61	June 11	#16 NC State	Garrett Payne	1	5th	1	2-0	7-1	W, 21-2
106	Robert Moore (16)	61	June 11	#16 NC State	Cooper King	2	8th	2	2-1	18-1	W, 21-2
107	Charlie Welch (8)	62	June 12	#16 NC State	Sam Highfill	1	2nd	0	0-1	0-0	L, 6-5
108	Brady Slavens (14)	62	June 12	#16 NC State	Sam Highfill	0	7th	1	1-2	2-6	L, 6-5
109	Cayden Wallace (14)	63	June 13	#16 NC State	Chris Villaman	0	7th	2	1-0	1-2	L, 3-2

* - indicates leadoff home run | ^ - indicates back-to-back home run | ! - indicates walk-off home run | + - indicates pinch-hit home run



MISCELLANEOUS STATS

Hitting Streaks	Longest	Current	Reached Base Streaks	Longest	Current
Cayden Wallace	11	1	Cayden Wallace	24	1
Casey Opitz	11	1	Matt Goodheart	17	-
Robert Moore	9	-	Christian Franklin	17	1
Matt Goodheart	8	-	Robert Moore	16	-
Brady Slavens	7	-	Jalen Battles	12	12
Cullen Smith	7	-	Casey Opitz	11	1
Jalen Battles	6	-	Zack Gregory	10	5
Christian Franklin	5	-	Cullen Smith	10	-
Zack Gregory	5	2	Charlie Welch	8	4
Braydon Webb	4	-	Brady Slavens	8	-
Jacob Nesbit	4	1	Braydon Webb	8	-
Charlie Welch	4	4	Dylan Leach	6	2
Dylan Leach	3	2	Zac White	4	-
Ethan Bates	2	-	Jacob Nesbit	4	3
Zac White	2	-	Ethan Bates	2	-

STARTERS SUMMARY

Player	GS	p	c	1b	2b	3b	ss	lf	cf	rf	of	dh	1st	2nd	3rd	4th	5th	6th	7th	8th	9th
Moore	61	.	.	.	60	.	1	29	.	.	.	11	16	1	1	3
Battles	61	61	2	3	34	22
Wallace	60	7	.	4	.	48	.	1	.	12	27	17	.	.	4	.	.
Franklin	60	60	22	1	11	26
Slavens	56	.	.	50	3	.	3	.	.	9	29	18
Goodheart	54	.	.	3	.	.	.	2	.	6	.	43	11	28	13	.	.	2	.	.	.
Opitz	54	.	53	1	24	20	10	.
Smith	49	.	.	9	1	39	9	.	3	9	22	5	1
Gregory	32	31	.	1	.	.	12	.	.	.	1	.	5	2	12
Webb	26	22	3	.	.	1	11	1	.	4	.	2	2	.	6
Nesbit	19	.	.	.	2	16	1	1	8	10
Welch	15	15	.	.	4	2	2	5	2	.	.
Lockhart	14	14
Wicklander	13	13
Palette	11	11
Leach	10	.	10	1	1	1	.	7
Bolden	10	10
Bates	8	1	.	3	.	4	1	2	2	3	.
Vermillion	6	6
Wiggins	4	4
Ramage	3	3
White	2	1	.	1	2
Kopps	1	1
Pleimann	1	1

Multiple Hit Games	2	3	4	5+	Tot
Robert Moore	12	4	2	-	18
Christian Franklin	12	5	1	-	18
Brady Slavens	13	5	-	-	18
Cayden Wallace	10	7	-	-	17
Jalen Battles	10	4	-	-	14
Matt Goodheart	10	2	2	-	14
Casey Opitz	9	2	-	-	11
Cullen Smith	10	-	-	-	10
Charlie Welch	4	1	-	-	5
Zack Gregory	4	-	-	-	4
Jacob Nesbit	3	-	-	-	3
Ethan Bates	2	-	-	-	2
Braydon Webb	1	-	-	-	1
Dylan Leach	1	-	-	-	1
TEAM	101	30	5	0	136

Multiple RBI Games	2	3	4	5+	Tot
Brady Slavens	8	2	3	3	16
Robert Moore	8	2	2	2	14
Cayden Wallace	7	3	2	-	12
Christian Franklin	6	2	2	2	12
Jalen Battles	8	2	1	-	11
Matt Goodheart	7	2	-	1	10
Cullen Smith	5	3	1	-	9
Charlie Welch	5	1	2	-	8
Casey Opitz	5	-	-	-	5
Jacob Nesbit	2	1	-	1	4
Braydon Webb	2	2	-	-	4
Ethan Bates	2	-	-	-	2
Zack Gregory	-	2	-	-	2
Dylan Leach	1	-	-	-	1
TEAM	66	22	13	9	110





IT MEANS MORE THAN
175,000
NAMES
CHISELED INTO THE
SIDEWALK.



IT JUST MEANS MORE.™

SECsports.com #ItJustMeansMore





|| HISTORY & RECORDS

Few schools in America enjoy as rich a history as that of the Arkansas Razorback baseball program. With 10 College World Series appearances - including national runner-up finishes in 1979 and 2018 - and 32 NCAA postseason appearances to its credit, the University of Arkansas has long been considered one of the nation's elite programs.

Entering their 100th season of competition in 2022, the Razorbacks fielded their first team in 1897. Arkansas played for 24 years before seeing its team discontinued from 1930 to 1946. Hugo Bezdek, E.T. Pickering, T.T. McConnell, Claude Watts, Norman Coyle and Francis Schmidt served as coaches during the early days of the program. All but Watts and Coyle also served as head football coaches at the university.

The Razorbacks got back in the baseball business again in 1947 with Deke Brackett serving the first of three seasons as head coach. It was in 1950, with Razorback athletic trainer Bill Ferrell taking the reins, that modern day interest in the sport ignited for the first time. Though compiling only a 139-149 record during his 16-year tenure, the foundation was laid for what was to come.


Wayne Robbins took over for the popular Ferrell in 1966 and coached four seasons, going 50-51. His successor was a fiery young coach from Wisconsin who would eventually build the program into one of national prominence.

Norm DeBriyn was hired by Arkansas Athletics Director George Cole in 1970 and charged with making the Razorbacks competitive on a conference and national level. Arkansas baseball had not been a baseball-playing member of a league since dropping out of Southwest Conference play in 1926. One of DeBriyn's first tasks was to resume a SWC schedule, a feat which was accomplished in time for the 1974 season. His teams proved competitive in one of the nation's toughest baseball leagues and Arkansas would end up qualifying for 14 of the 15 SWC Tournaments held during the Razorbacks' membership in the league.

The Razorbacks became competitive on a larger scale as well under DeBriyn. Arkansas participated in its first NCAA postseason in 1973, DeBriyn's fourth season, and made its first trip to the NCAA College World Series in 1979 - his 10th season at the helm. That trip to Omaha in 1979 saw the Razorbacks finish as national runner-up to Cal State Fullerton.

In his final season as coach in 2002, DeBriyn guided Arkansas to an NCAA Super Regional after winning the Wichita Regional with a perfect 3-0 mark. The Razorbacks came within two runs of advancing to their fifth NCAA College World Series, losing the Super Regional two games to one to host Clemson.

A new chapter in Arkansas baseball history began in 2003 when former Razorback player and graduate assistant coach Dave Van Horn was named head coach after DeBriyn retired. Since taking over at his alma mater, Van Horn has continued to grow the Razorback program with trips to the College World Series in 2004, 2009, 2012, 2015 and 2018, 15 NCAA Tournament berths and six super regional appearances in his first 16 seasons.



Head coach Norm DeBriyn led the Razorbacks to their first SEC title in 1999. In his career, he guided Arkansas to three conference titles combined in the SWC and SEC.



With the installation of lights at George Cole Field, Arkansas was able to host its first night game and the Southwest Conference Tournament in 1985.

Facilities have played an important role in the history of Razorback baseball. Upon DeBriyn's arrival, the Razorbacks were playing games at the run-down and disheveled Washington County Fairgrounds field barely fit for pasture land. By 1975, Arkansas had moved into George Cole Field, one of the few college ballparks in the country with an artificial playing surface. The park gave the program immediate respectability and Arkansas would advance five times to NCAA postseason play and twice to the NCAA College World Series in its first decade in the park. Lights were added in 1985 with the help of former standouts Kevin McReynolds, Johnny Ray and Tim Lollar, a move that again advanced the program to another level.

George Cole Field was the site of the Razorback baseball program's coming of age. The Razorbacks would go 567-142-2 at the facility for a winning percentage of .799. It was the site of the school's first league tournament championship, in 1985, and home to a parade of all-conference and All-America players. McReynolds, Ray, Lollar and Tom Pagnozzi - some of the first Razorbacks to make a significant impact in Major League Baseball - were just a few of many DeBriyn pupils who honed their skills at George Cole Field and went on to excel in the majors.

Although he retired following the 2002 season, the magic continued with DeBriyn's subtle influence on the lives of Charlie Baum and Willard and Pat Walker families, key contributors to perhaps the crowning achievement of DeBriyn's tenure - Baum Stadium at George Cole Field. The 8,237-seat stadium, which can accommodate a crowd of 10,737, is unparalleled in the country in form and function and moved the program to an even higher level of achievement.

Designed by the nationally acclaimed firm HOK, designers of such jewels as Oriole Park at Camden Yards, Coors Field and Progressive Field, Baum Stadium at George Cole Field played host to its first game on April 13, 1996, as a crowd of 3,328 saw the Razorbacks defeat Auburn in a doubleheader sweep.

Named the best college baseball facility in the nation by Baseball America in 1998 and 2018, the stadium has ignited the interest of Razorback fans throughout the region and helped Arkansas lead the nation in tickets sold in 2007 with 8,069 per game and set a then-NCAA record in the process. Since 2004, the Hogs' second season under Van Horn, Arkansas has ranked in the top five nationally in average attendance each year, bringing in 7,633 fans per game.

Another crown jewel of Razorback baseball is the Fowler Family Baseball & Track Training Center. The 52,000-square foot climate-controlled indoor facility opened in the fall of 2014 and includes a full-size practice infield that is suitable for live hitting, fielding and base running. The facility also includes four batting cages and protective netting around the facility to ensure safe activity and observation while taking protective measures toward the facility structure.

The J.B. & Johnelle Hunt Family Baseball Development Center is a 49,000-square foot baseball performance facility, providing student-athletes with an improved and expanded locker room, team meeting room, strength and conditioning center, training room, nutrition center, pitching and development lab and an in-venue batting tunnel.

Arkansas baseball is not just about those who have been able to play the game for a living. The Razorbacks have produced 93 all-conference selections (all since 1976 when Bill Montgomery was named All-Southwest Conference), 27 All-America picks (Lollar was the first in 1978), 24 freshman All-America selections, 59 conference all-tournament selections, five conference titles (1989, 1990, 1999, 2004, 2021), two conference tournament championships and 12 NCAA Regional championships.

Since joining the SEC in 1992, Arkansas has already placed 53 players on All-SEC lists. Throughout the years, 60 former Razorbacks have played in the big leagues and eight were major league first-round draft picks in McReynolds (1981), Jeff King (1986), David Walling (1999), Nick Schmidt (2007), Logan Forsythe (2008), Zack Cox (2010), Ryne Stanek (2013) and Andrew Benintendi (2015). Five former Hogs have won a World Series: Dick Hughes (St. Louis, 1967), Eric Hinske (Boston, 2007/New York Yankees, 2009), Dallas Keuchel (Houston, 2017) and Benintendi (Boston, 2018).

Many former Razorbacks have given something back to the program that helped propel them to the professional ranks, but none so much as the all-star catcher Tom Pagnozzi. In addition to contributing the funds which made possible the Razorback clubhouse that bears his name, the annual Tom Pagnozzi Invitational Golf Tournament and surrounding events raise thousands of dollars each year for the Arkansas baseball program.

Memorable moments of Arkansas baseball vary with the observer. Arkansas' first NCAA postseason appearance in 1973 at Arlington Stadium in Arlington, Texas, will long be considered a watershed moment for DeBriyn's program. Though the Razorbacks lost two straight, it was a signal the program had arrived. Just six years later, the Razorbacks raced through the NCAA East Regional in Tallahassee, Florida, in four games to advance to the College World Series in Omaha, Nebraska, for the first time.

Three more wins in the then-true double elimination event put Arkansas in the championship game against Cal State Fullerton. Fullerton, playing with one loss, won the first championship game, 13-10, to force a winner-take-all rematch. Fullerton won that one 2-1, sending the disappointed Razorbacks home with the national runner-up trophy.

A third-place finish at the 1985 CWS also saw the Razorbacks go through Tallahassee and started a five-year stretch in which Arkansas advanced to Omaha three times, each time on an odd year. Fifth-place finishes in 1987 and 1989 were outstanding achievements for those teams.

Arkansas played host to its first Southwest Conference Tournament in 1985, winning three straight games at George Cole Field with an opening win over Baylor and back-to-back victories over rival Texas. It was another example of facilities

playing a role in the program's success - only the addition of lights that season enabled the school to snare the tournament host honor from traditional sites Texas and Texas A&M.

Memorable moments are hard to narrow to such a small space but would include some hard-to-forget home runs and pitching performances. Ralph Kraus ushered in the school's first night game in classic style with a home run in the bottom of the ninth inning to defeat Texas before thousands in 1985.

There have been 13 no-hitters in school history, the most recent by the combination of Dominic Taccolini, Matt Cronin, and Josh Alberius in the 2017 SEC Tournament. They blanked Auburn to join former Razorbacks Rich Erwin (1976), David Rhodes (1977), Scott Glanz (1982), Tim Deitz (1983), Fred Faust (1984), Steve Parker (1986), Dennis Fletcher-Tim Sherrill-Tim Peters (1987), Brian Cook-Brian Dennison (1991), Todd Abbott (1994), Richie Nye (1996), Scott Roehl (2001), and Nick Schmidt-Brian McLelland, Devin Collis (2006) as no-hit specialists.

Another Nye helped the Razorbacks make history again on the final day of the 1999 regular season. Rodney Nye homered in each of his first three trips to the plate to help the Razorbacks to a victory that gave UA its first SEC Western Division and overall titles.

Baum Stadium has already seen its share of memorable games in its short lifespan, such as Arkansas' 11-run rally to beat South Carolina, 17-16, in 1998 and a 16-0 win over Eastern Illinois in which David Walling fanned 16 batters to help give Norm DeBriyn his 1,000th career victory.

In 1999, the Razorbacks took their home field advantage to a new level, going 14-1 in home SEC games and ending the season with 13 consecutive conference victories at the facility. The solid play in home league games helped the Razorbacks earn division and overall league titles and brought an NCAA regional to the UA campus for the first time in school history.

In 2004, Arkansas duplicated the feat again earning a share of the SEC crown and topping the SEC West. Picked last in the division to begin the season, head coach Dave Van Horn guided this gritty bunch of Razorbacks to their second league title since joining the SEC. For their efforts, Arkansas earned a coveted national seed in the NCAA Tournament draw and hosted its second regional in school history.

The Razorbacks hosted, at the time, the largest attended NCAA Regional as 38,773 fans packed Baum Stadium for the three-day event. Arkansas didn't disappoint, although it took a historic comeback to send the home crowd away happy. Down to its last out in an elimination game against Wichita State, Arkansas got a grand slam from junior catcher Brady Toops to complete an improbable 11-9 comeback



Former Razorbacks Ronn Reynolds, Kevin McReynolds, Tim Lollar and Johnny Ray with long-time Arkansas head coach Norm DeBriyn (middle). All four #ProHogs played in the Major Leagues for at least six years and each played in at least 100 games or more during their careers.



Arkansas clinched its eighth trip to the College World Series in 2015 after defeating Missouri State in game three of the NCAA Fayetteville Super Regional. Arkansas won 21 of its final 29 games that year to reach its 14th-straight NCAA Tournament. In game two of the Super Regional, fans set a single-game Baum Stadium attendance record (12,167) that still stands today.

win against Wichita State. Arkansas held off the Shockers, 4-3, in the regional final to secure the school's first-ever NCAA Super Regional.

The following weekend, Arkansas dominated No. 12 Florida State in a two-game sweep of the Seminoles televised nationally by ESPN. Razorback fans set a new NCAA record for super regional attendance at an on-campus venue drawing 9,338 on Friday and 10,027 on Saturday. With the 4-2 win in game two, Arkansas clinched its fifth College World Series berth.

During the 2009 regular season, Arkansas earned its first No. 1 ranking and defeated Arizona State in front of a then-Baum-record 11,014 fans in the facility's first matchup between top-ranked teams; the Sun Devils were also ranked No. 1 at the time in other national polls.

That same year, the Hogs swept through the Norman Regional and Tallahassee Super Regional, upsetting national seeds Oklahoma and Florida State, respectively, to earn the program's sixth trip to Omaha.

On college baseball's grandest stage at historic Rosenblatt Stadium, Arkansas split its first two games of the 2009 College World Series, besting Cal State Fullerton and then losing to LSU. The Razorbacks found themselves one out away from elimination against Virginia before Brett Eibner lifted a two-run shot to left field to tie the game. Arkansas went on to win the instant classic, 4-3, in 12 innings, and finished the series in third place.

The Razorbacks reached the College World Series for the third time under Van Horn in 2012 as Arkansas put together a memorable postseason run that saw them down old SWC rivals Rice and Baylor on their home fields. Arkansas opened its tournament run in Houston as it defeated Sam Houston State twice and downed eighth-ranked Rice in a 1-0 shutout.

The next week, Arkansas returned to the state of Texas and faced No. 4 national seed Baylor. After dropping the opener of the Super Regional, Arkansas responded by winning the next two games to punch its ticket to Omaha.

A scoreless game until the top of the 10th inning, Arkansas broke through on Jake Wise's RBI single, scoring Brian Anderson. Randall Fant, Nolan Sanburn, Brandon Moore, Trent Daniel and Colby Suggs combined to shut down the high-powered Baylor offense and send Arkansas to Omaha.

In the College World Series, the Razorbacks opened by winning its first two games,

defeating Kent State, 8-1, in the opener and then downing South Carolina, 2-1, to snap the Gamecocks' 22-game NCAA postseason win streak. Arkansas would finish tied for third in the CWS after eventual-runner up South Carolina defeated the Razorbacks twice.

The 2015 season saw one of the greatest individual performance ever by an Arkansas baseball player as outfielder Andrew Benintendi became the first Razorback to win the Golden Spikes Award, given to the national player of the year. The sophomore wowed the crowds at Baum Stadium as he became just the third player in SEC history to lead the league in home runs (20) and batting average (.376).

With the help of Benintendi, Arkansas had an improbable run culminating in one of the most memorable seasons in Razorback history. Entering April at 14-14, Arkansas went on a tear, going 21-8 in its final 29 games and earned a two-seed in the NCAA Tournament.

Arkansas headed to the Stillwater Regional and cruised through, winning all three games they played. The Hogs won the Regional and won the right to host a Super Regional the following week against national-seed Missouri State.

The Razorbacks split the first two games of the Fayetteville Super Regional setting up a winner-take-all third game. Behind a raucous and stadium-record crowd of 12,167 fans, first team All-SEC closer Zach Jackson took the mound with a one run lead and 11 outs standing between the Razorbacks and Omaha. Jackson retired 11 straight, including a series-ending strikeout that sent Baum Stadium into hysteria and the Razorbacks to the College World Series for the third time in the past seven years.

Arkansas continued its trend of making it to Omaha every three seasons as it returned to the College World Series in 2018, the fifth time under head coach Dave Van Horn and ninth time overall. In turn, the Razorbacks made its deepest run since 1979.

The road to its ninth College World Series was not easy as Arkansas' regular-season schedule was, arguably, the toughest in the nation. The Hogs faced four of the seven other teams (Mississippi State, Florida, Texas, Texas Tech) that made the CWS field and went on to win 35 games at home, never losing a series at Baum Stadium in the process.

For the third time in its history, Arkansas was awarded a national seed (No. 5) for the NCAA Tournament ultimately giving it home field advantage all the way to

the College World Series. The Hogs won three-straight games in the regional and two of three games in the Super Regional against SEC foe, South Carolina to earn the coveted spot in Omaha. The fans responded with the opportunity of having postseason baseball at Baum Stadium, making it the highest attended regional and super regional for 2018.

In Omaha, the Razorbacks won their first three games of the series, defeating Texas, Texas Tech and Florida to earn its first trip to the CWS final since 1979. Arkansas won game one of the final against Oregon State, 4-1, utilizing another stellar pitching performance from junior Blaine Knight, who ended his Razorback career setting the Arkansas single-season record for wins with a perfect 14-0 record. His closer, Matt Cronin, also set the Arkansas single-season saves record (14) in the same game.

Arkansas came within one strike of winning its first national championship in game two against Oregon State, but the Beavers scored three runs in the ninth inning and claimed game three the next day to give Arkansas its second national runner-up trophy in school history.

For the first time in program history, the Razorbacks secured a trip to the College World Series in back-to-back seasons, reaching the promised land in 2019. The Hogs rode a 41-17 overall record and a 20-10 mark in SEC play to a West Division title and a No. 5 National Seed, ensuring the Road to Omaha continued to run through Fayetteville.

In Regional action, Arkansas made light work of Central Connecticut State (11-5) and TCU twice (3-1 & 6-0) to move on to Super Regional play, where a familiar foe awaited them. Arkansas got the privilege of facing Ole Miss for the sixth, seventh & eighth times in 2019, taking games one & three by scores of 11-2 & 14-1 to earn the program's 10th trip to the College World Series.

Despite a shortened season in 2020 due to the COVID-19 pandemic, the Hogs still found ways to make it a memorable one. Arkansas started out 7-0 with sweeps over Eastern Illinois and Gonzaga, including an 11-strikeout performance from Connor Noland on Opening Day. In the series finale against South Alabama, Heston Kjerstad hit the program's first walk-off home run exactly seven years to the day on March 8, 2013. The final game of the season was also a milestone as a wild 10-9 victory over Grand Canyon gave Dave Van Horn his 700th win as head coach of the Razorbacks.



In 2021, the Razorbacks became the fifth team to win both the SEC regular season title and the SEC Tournament title since the league went to the current tournament format in 1996.

Arkansas reached new heights during the 2021 campaign, putting together a historic 50-win year that culminated with both an SEC regular season and conference tournament title. The Razorbacks became one of two SEC teams (Vanderbilt, 2013) in history to win all of their conference series in a season. Arkansas set single-season school records for home runs (109) and strikeouts (657). Pitcher Kevin Kopps turned in one of the most legendary seasons in college baseball history, posting a 12-1 record with 11 saves, 131 strikeouts and a nation-leading 0.90 ERA in 89.2 innings of work to become Arkansas' second Golden Spikes Award winner.

A rich history with legendary players, coaches and games make Arkansas baseball a unique and treasured program. With Baum-Walker Stadium as a backdrop for the Razorbacks' continued competition in the toughest league in the nation, Arkansas baseball promises to bring fans many more great moments for many years to come.





RAZORBACKS FINISH SECOND IN FIRST CWS APPEARANCE

Overall Record: 49-15 | **SWC Record:** 19-5

SWC Finish: 2nd

SWC Tournament Finish: 2nd

College World Series Finish: 2nd

All-America Selections: Ronn Reynolds, C

CWS All-Tournament Team: Marc Brumble, OF

All-SWC Selections: Steve Krueger, LHP; Johnny Ray, 2B; Ronn Reynolds, C; Ed Wallace, 1B

All-SWC Tournament Selections: Marc Brumble, OF; John Hennell, 1B; Johnny Ray, 2B; Ronn Reynolds, C; Scott Tabor, P; Larry Wallace, SS

1979 Roster

Head Coach: Norm DeBriyn

Assistant Coaches: Doug Clark, Tom Hilton, Ban Ormsby

Name	Pos.	Yr.	Hometown (Last School)
Tim Alexander	RHP	So.	Ft. Smith, Ark. (Southside)
Jeff Ash	OF	Jr.	Shawnee Mission, Kan. (North)
Donald Atkins	INF/OF	Fr.	Little Rock, Ark. (Parkview)
Bill Bakewell	RHP	Sr.	Tulsa, Okla. (Hale)
Powell Bowers	2B	Fr.	Mt. Pleasant, Texas (Mt. Pleasant)
Jeff Boyd	RHP	Jr.	Springfield, Mo. (Glendale)
Marc Brumble	OF	Sr.	Tulsa, Okla. (Hale)
Mark Bulgarelli	C	Sr.	Littleton, Colo. (Arapahoe)
Randal Carter	SS/3B	Jr.	Springfield, Mo. (Hillcrest)
Tim Clancy	C/1B	Jr.	Tulsa, Okla. (Bishop Kelley)
Steve Coker	3B	So.	Fayetteville, Ark. (Fayetteville)
Chris Day	LHP	So.	Houston, Texas (Sharpstown)
Rich Erwin	RHP	Sr.	Littleton, Colo. (Littleton)
Kevin Grover	LHP	Fr.	Janesville, Wis. (Craig)
Bill Grubb	INF/OF	Jr.	Tulsa, Okla. (Hale)
Jeff Haun	INF	Fr.	Overland Park, Kan. (South)
John Hennell	1B	Jr.	Ashland, Wis. (Ashland)
Stuart Huchingson	RHP	Fr.	West Memphis, Ark. (West Memphis)
Jeff Huddleston	RHP	So.	Texarkana, Texas (Liberty)
Albert Jiron	SS	Fr.	Lakewood, Colo. (Bear Creek)
Danny Johnson	RHP	Fr.	Pine Bluff, Ark. (Watson Chapel)
Rob Kauffman	3B	Jr.	Tulsa, Okla. (Hale)
Mike Kreyborg	RHP	Fr.	Tulsa, Okla. (Bishop Kelley)
Dave King	OF	Jr.	Elkins, Ark. (Elkins)
Steve Krueger	LHP	Jr.	Topeka, Kan. (West)
Bruce Lahay	LHP	So.	St. Louis, Mo. (Oakville)
Mike Martin	OF	Sr.	Moore, Okla. (Moore)
Dale McDaniel	RHP	Jr.	Kansas City, Mo. (Hickman)
Pat McGurk	RHP	Jr.	Muskogee, Okla. (Muskogee)
Bob McHale	RHP	Jr.	Tobyhanna, Pa. (Pocono)
Kevin McReynolds	OF	Fr.	North Little Rock, Ark. (Sylvan Hills)
Kevin Radford	2B	Jr.	Tulsa, Okla. (Memorial)
Johnny Ray	2B	Sr.	Chouteau, Okla. (Chouteau)
Ronn Reynolds	C	Jr.	Wichita, Kan. (Southeast)
Rickey Riddley	OF	Jr.	Hot Springs, Ark. (Hot Springs)
Billy Schock	RHP	Fr.	Deer Park, Texas (Deer Park)
John Stanley	LHP	Jr.	Little Rock, Ark. (Hall)
Scott Tabor	RHP	Fr.	Little Rock, Ark. (McClellan)
Ed Wallace	LHP	Sr.	Florissant, Mo. (McClure)
Larry Wallace	2B/SS	Sr.	Pine Bluff, Ark. (Pine Bluff)
Manual Warrior	RHP	Sr.	Sapulpa, Okla. (Kellyville)
Ron Waymire	RHP	Jr.	Tulsa, Okla. (Cascia Hall)
Andy White	RHP	So.	Newport, Ark. (Newport)
Luis Zambrana	OF	So.	Carolina, Puerto Rico




1979 Results

Date	Result	Opponent	Location
2/23	W, 7-1	William Jewell	Fayetteville
2/23	W, 13-2	William Jewell	Fayetteville
2/27	W, 5-0	Missouri Southern	Fayetteville
2/27	W, 3-2	Missouri Southern	Fayetteville
3/2	W, 2-0	Texas*	Fayetteville
3/3	L, 3-2	Texas*	Fayetteville
3/3	L, 1-0	Texas*	Fayetteville
3/4	L, 3-2	Southern Illinois	Fayetteville
3/4	L, 18-5	Southern Illinois	Fayetteville
3/5	W, 5-0	Southwest Baptist	Fayetteville
3/5	W, 9-2	Southwest Baptist	Fayetteville
3/6	W, 4-1	Tulsa	Fayetteville
3/6	W, 8-1	Tulsa	Fayetteville
3/9	W, 6-3	Rice*	Houston, Texas
3/10	W, 7-2	Rice*	Houston, Texas
3/10	W, 12-3	Rice*	Houston, Texas
3/16	W, 12-1	Baylor*	Fayetteville
3/17	W, 5-1	Baylor*	Fayetteville
3/17	L, 4-0	Baylor*	Fayetteville
3/19	W, 13-0	Missouri Western	Fayetteville
3/19	W, 7-6 (11)	Missouri Western	Fayetteville
3/23	W, 7-1	TCU*	Fort Worth, Texas
3/24	W, 10-1	TCU*	Fort Worth, Texas
3/24	W, 9-4	TCU*	Fort Worth, Texas
3/26	W, 6-2	Eastern Michigan	Fayetteville
3/26	W, 1-0	Eastern Michigan	Fayetteville
3/27	W, 7-4	Iowa	Fayetteville
3/27	W, 6-0	Eastern Michigan	Fayetteville
3/30	W, 3-1	SMU*	Fayetteville
3/31	W, 3-1	SMU*	Fayetteville
3/31	W, 9-2	SMU*	Fayetteville
4/3	W, 5-1	SMS	Fayetteville
4/3	W, 4-3	SMS	Fayetteville
4/6	L, 9-8	Texas Tech*	Lubbock, Texas
4/7	W, 6-2	Texas Tech*	Lubbock, Texas
4/7	W, 12-9	Texas Tech*	Lubbock, Texas
4/13	W, 4-0	South Dakota	Fayetteville
4/13	W, 7-0	South Dakota	Fayetteville
4/14	W, 7-1	South Dakota	Fayetteville
4/14	W, 8-1	South Dakota	Fayetteville
4/17	L, 5-2	Oral Roberts	Tulsa, Okla.
4/20	W, 5-3	Houston*	Fayetteville
4/21	W, 3-0	Houston*	Fayetteville
4/21	W, 11-10 (8)	Houston*	Fayetteville
4/27	L, 6-0	Texas A&M*	College Station, Texas
4/28	W, 2-0 (11)	Texas A&M*	College Station, Texas
4/28	W, 9-1	Texas A&M*	College Station, Texas
4/30	L, 9-8	Missouri Southern	Joplin, Mo.
4/30	W, 6-5	Missouri Southern	Joplin, Mo.
5/4	L, 7-6	Wichita State	Wichita, Kan.
5/4	L, 5-4	Wichita State	Wichita, Kan.
5/12	W, 6-1	Baylor!	Austin, Texas
5/13	L, 6-2	Texas!	Austin, Texas
5/14	W, 6-2	Texas A&M!	Austin, Texas
5/14	L, 12-6	Texas!	Austin, Texas
5/25	W, 12-11	George Washington+	Tallahassee, Fla.
5/26	W, 9-1	Florida+	Tallahassee, Fla.
5/26	W, 8-6	Delaware+	Tallahassee, Fla.
5/27	W, 4-3	Delaware+	Tallahassee, Fla.
6/1	W, 5-4	Pepperdine#	Omaha, Neb.
6/3	W, 10-3	Arizona#	Omaha, Neb.
6/5	W, 9-4	Texas#	Omaha, Neb.
6/6	L, 13-10	Cal State Fullerton#	Omaha, Neb.
6/8	L, 2-1	Cal State Fullerton#	Omaha, Neb.

* - SWC Game; ! - SWC Tournament; + - NCAA East Regional;

- College World Series



RAZORBACKS WIN 51 GAMES, FINISH THIRD AT CWS

Overall Record: 51-15 | **SWC Record:** 13-7

SWC Finish: 3rd

SWC Tournament Finish: 1st

College World Series Finish: 3rd

All-America Selections: Mike Loggins, OF

CWS All-Tournament Team: Jeff King, 3B; Ralph Kraus, OF

All-SWC Selections: Tim Deitz, P; Fred Farwell, P; Jeff King, 3B; Mike Loggins, OF;

Norm Roberts, OF

All-SWC Tournament Selections: Tim Deitz, P; Fred Farwell, P; Jeff King, 3B; Mike Loggins, OF;

Dave Patterson, 1B (MVP); Norm Roberts, OF; Doyle Wilson, C

1985 Roster

Head Coach: Norm DeBrynn

Assistant Coaches: Doug Clark, Dave Jorn, Rex Dickerson (GA), Rude Garcia (GA),

Dave Van Horn (GA)

Name	Pos.	Yr.	Hometown (Last School)
Joe Blair	2B	Fr.	Orlando, Fla. (Bishop)
Kevin Campbell	RHP	So.	Des Arc, Ark. (Des Arc)
Dera Clark	RHP	So.	Artesia, N.M. (Artesia)
Steve Clements	OF	Sr.	Vancouver, British Columbia (S. Idaho JC)
Jay Cleveland	RHP	So.	Amarillo, Texas (UTEP)
Tim Deitz	RHP	Jr.	Tulsa, Okla. (Hale)
Joe DiLeo	INF	Fr.	Scranton, Pa. (Central)
Bobby Joe Edmonds	OF	So.	St. Louis, Mo. (Luthern North)
Fred Farwell	LHP	Jr.	Nashua, N.H. (Crowder JC)
Fred Faust	RHP	Jr.	Fayetteville, Ark. (Fayetteville)
David Ferrell	2B	Jr.	West Fork, Ark. (Northark JC)
Chris Flake	OF	Fr.	North Little Rock, Ark. (Northeast)
Rob Gee	LHP	Jr.	North Little Rock, Ark. (Westark JC)
Ray Harris	LHP	Fr.	Jacksonville, Ark. (Jacksonville)
Jim Hartman	OF	Fr.	Bedford, Texas (Trinity)
Keith Helton	LHP	So.	North Little Rock, Ark. (Ole Main)
Howard Hilton	RHP	Sr.	Oxnard, Calif. (Oxnard JC)
Rick Huntze	RHP	Sr.	Tulsa, Okla. (Bacone JC)
Mark Jackson	OF	Jr.	North Little Rock, Ark. (Northeast)
Joe Jakoncuk	1B	Fr.	Cabot, Ark. (Cabot)
Kevin Kee	RHP	Fr.	Wichita Falls, Texas (Hirschi)
Keith Kerns	2B	Jr.	Salina, Okla. (Bacone JC)
Jeff King	3B	So.	Colorado Springs, Colo. (Rampart)
Ralph Kraus	1B/OF	Jr.	Plano, Texas (Plano)
Jim Kremers	INF	Fr.	North Little Rock, Ark. (Catholic)
Mike Loggins	OF	Jr.	Crossett, Ark. (Crossett)
Chris Lusker	C	Jr.	Pittsburg, Kan. (Labette JC)
Ron Meilleur	RHP	Fr.	Winnipeg, Canada (Winnipeg)
Gary Murphy	RHP	Jr.	Hazleton, Pa. (Luzerne JC)
Greg Murtha	C	Fr.	Little Rock, Ark. (Westark JC)
David Patterson	INF	Jr.	Ventura, Calif. (Ventura JC)
Tony Peters	C	Jr.	Nicholson, Pa. (Lackawanna)
Pat Rice	RHP	Jr.	Colorado Springs, Colo. (Academy)
Derrick Richardson	INF	Sr.	Fort Smith, Ark. (Northside)
Norm Roberts	OF	Sr.	Texarkana, Texas (Texas)
Ellis Roby	SS	Jr.	North Little Rock, Ark. (Ole Main)
Doyle Wilson	C	Jr.	Chandler, Ariz. (Mesa JC)



1985 Results

Date	Result	Opponent	Location
2/9	L, 5-2	Miami (Fla.)	Coral Gables, Fla.
2/9	L, 2-1	Miami (Fla.)	Coral Gables, Fla.
2/10	L, 4-0	Miami (Fla.)	Coral Gables, Fla.
2/16	W, 4-0	Oklahoma City	Fayetteville
2/16	W, 20-13	Oklahoma City	Fayetteville
2/17	W, 5-2	Oklahoma City	Fayetteville
2/22	W, 5-1	Kansas State	Fayetteville
2/25	W, 12-1	Missouri Southern	Fayetteville
2/25	W, 8-3	Missouri Southern	Fayetteville
3/1	W, 15-4	Lubbock Christian	Fayetteville
3/2	W, 15-1	Lubbock Christian	Fayetteville
3/2	W, 4-1	Lubbock Christian	Fayetteville
3/3	W, 11-3	Northwest Missouri State	Fayetteville
3/4	W, 18-8	Northeast Missouri State	Fayetteville
3/5	W, 15-6	Southeast Oklahoma State	Fayetteville
3/8	W, 9-7	Indiana State	Fayetteville
3/9	W, 7-2	Indiana State	Fayetteville
3/9	W, 3-1	Indiana State	Fayetteville
3/17	W, 8-4	Rice*	Houston, Texas
3/17	L, 13-2	Rice*	Houston, Texas
3/18	W, 10-0	Missouri Western	Fayetteville
3/18	W, 4-0	Missouri Western	Fayetteville
3/19	W, 4-3	School of the Ozarks	Fayetteville
3/19	W, 6-0	School of the Ozarks	Fayetteville
3/22	W, 5-4	Texas*	Fayetteville
3/23	W, 2-1	Texas*	Fayetteville
3/23	L, 13-3	Texas*	Fayetteville
3/26	L, 3-1	Oklahoma State	Stillwater, Okla.
3/29	L, 6-2	Texas A&M*	College Station, Texas
3/31	W, 6-4	Texas A&M*	College Station, Texas
3/31	W, 15-4	Texas A&M*	College Station, Texas
4/2	L, 6-14	Oklahoma State	Fayetteville
4/5	W, 16-12	Houston*	Fayetteville
4/6	W, 5-4	Houston*	Fayetteville
4/6	L, 10-9	Houston*	Fayetteville
4/12	W, 14-4	Texas Tech*	Lubbock, Texas
4/13	W, 14-11	Texas Tech*	Lubbock, Texas
4/13	W, 22-5	Texas Tech*	Lubbock, Texas
4/16	W, 6-5	SMS	Fayetteville
4/19	W, 19-7	TCU*	Fort Worth, Texas
4/20	L, 4-3	TCU*	Fort Worth, Texas
4/20	W, 12-6	TCU*	Fort Worth, Texas
4/26	L, 7-6	Baylor*	Fayetteville
4/27	W, 5-4	Baylor*	Fayetteville
4/27	L, 11-8	Baylor*	Fayetteville
4/30	L, 16-2	Mississippi State	Greenville, Miss.
5/1	W, 13-1	Mississippi State	Little Rock, Ark.
5/3	W, 10-4	Kansas	Fayetteville
5/4	W, 6-5	Kansas	Fayetteville
5/4	W, 6-2	Kansas	Fayetteville
5/6	W, 14-4	Oklahoma Christian	Fayetteville
5/9	W, 6-4	Oral Roberts	Fayetteville
5/10	W, 5-1	Oral Roberts	Fayetteville
5/11	W, 9-5	Oral Roberts	Tulsa, Okla.
5/15	W, 11-2	Louisiana-Lafayette!	Fayetteville
5/17	W, 6-4	Baylor!	Fayetteville
5/18	W, 9-5	Texas!	Fayetteville
5/19	W, 10-6	Texas!	Fayetteville
5/23	W, 20-13	Eastern Kentucky+	Tallahassee, Fla.
5/24	W, 13-9	George Mason+	Tallahassee, Fla.
5/25	W, 7-6	Florida State+	Tallahassee, Fla.
5/26	W, 7-5	Georgia Tech+	Tallahassee, Fla.
5/31	W, 1-0	South Carolina#	Omaha, Neb.
6/3	L, 5-4	Mississippi State#	Omaha, Neb.
6/6	W, 10-4	Stanford#	Omaha, Neb.
6/8	L, 8-7	Texas#	Omaha, Neb.

* - SWC Game; ! - SWC Tournament; + - NCAA South II Regional; # - College World Series



RAZORBACKS MAKE 3RD CWS APPEARANCE, FINISH 5TH

Overall Record: 51-16 | SWC Record: 17-4

SWC Finish: 2nd

SWC Tournament Finish: 2nd

College World Series Finish: 5th

All-America Selections: Andy Skeels, C

CWS All-Tournament Team: None

All-SWC Selections: Bobby Edwards, P; Tim Peters, P; Andy Skeels, C

All-SWC Tournament Selections: Andy Skeels, C

1987 Roster

Head Coach: Norm DeBriyn

Assistant Coaches: Doug Clark, Dave Jorn, Dave Van Horn (GA), Jerry Pufall (GA)

Name	Pos.	Yr.	Hometown (Last School)
Jim Anderson	C/OF	Fr.	St. Louis, Mo. (Lindbergh)
Bob Bailey	INF	Fr.	Newport, Ark. (Newport)
Randy Bobb	1B	Jr.	Broken Arrow, Okla. (Broken Arrow)
Jim Calhoon	INF	Fr.	Jacksonville, Ark. (Jacksonville)
Dan Campbell	OF	Jr.	Palos Verdes, Calif. (L.A. Harbor JC)
Kyle Caple	C	Fr.	Plano, Texas (Plano)
Bubba Carpenter	OF/LHP	Fr.	Winslow, Ark. (West Fork)
John Cebuhar	LHP	Jr.	Tulsa, Okla. (East Oklahoma JC)
Jay Cleveland	RHP	Sr.	Amarillo, Texas (UTEP)
Stan Click	OF	Jr.	Crossett, Ark. (Garden City JC)
Greg D'Alexander	3B	Fr.	Allen Park, Mich. (Cabrini)
Bob Edwards	RHP	Jr.	Salt Lake City, Utah (Coll. of S. Idaho)
Troy Eklund	1B/OF	So.	Kansas City, Mo. (Parkhill)
Dennis Fletcher	RHP	So.	Farmington, Ark. (Farmington)
Shawn Gore	1B/OF	Fr.	West Fork, Ark. (Farmington)
Bill Gunger	OF	So.	Auburn, N.Y. (Quinnipiac College)
Ray Harris	LHP	Jr.	Jacksonville, Ark. (Jacksonville)
Keith Helton	LHP	Sr.	North Little Rock, Ark. (Ole Main)
Mickey House	OF	So.	DeKalb, Texas (Texarkana JC)
Greg King	INF	Fr.	Lenexa, Kan. (Shawnee Mission South)
Jim Kremers	C/OF	Jr.	North Little Rock, Ark. (Catholic)
Allen Lester	LHP	Fr.	Fort Smith, Ark. (Southside)
Rod Moore	OF	Sr.	Oklahoma City, Okla. (Seminole JC)
Mike Oquist	RHP	Fr.	LaJunta, Colo. (LaJunta)
Tim Peters	RHP	Sr.	Portland, Ore. (Coll. of S. Idaho)
Tony Peters	C	Sr.	Nicholson, Pa. (Lackawana JC)
Jim Phillips	1B	Jr.	Texarkana, Texas (Seminole JC)
Scott Pose	INF	So.	West Des Moines, Iowa (Iowa West CC)
Ken Reese	INF	Jr.	Texarkana, Texas (Panola JC)
Tim Sherrill	LHP	Sr.	Harrison, Ark. (North Arkansas CC)
Britt Shoptaw	RHP	Fr.	Little Rock, Ark. (McClellan)
Mike Sisco	SS	Sr.	Des Peres, Mo. (Merramec JC)
Andy Skeels	C/OF	Sr.	Thousand Oaks, Calif. (Oxnard JC)
Don Thomas	3B/OF	So.	Pine Bluff, Ark. (Dollarway)
Kendall Trainor	OF	So.	Fredonia, Kan. (Fredonia)
Spencer Wilkinson	RHP	Jr.	Muskogee, Okla. (Connors State CC)
Kelly Zane	INF	Jr.	Wichita, Kan. (Butler County CC)

1987 Results

Date	Result	Opponent	Location
2/14	W, 3-1	Memphis	Memphis, Tenn.
2/14	T, 2-2	Memphis	Memphis, Tenn.
2/21	W, 21-5	Memphis	Fayetteville
2/22	W, 14-7	Memphis	Fayetteville
2/23	W, 4-3	Missouri Southern	Fayetteville
2/23	W, 13-10	Missouri Southern	Fayetteville
2/25	L, 6-4	Hawaii Pacific	Honolulu, Hawaii
2/26	W, 10-7	Hawaii Pacific	Honolulu, Hawaii
2/27	L, 8-4	Hawaii	Honolulu, Hawaii
2/28	L, 6-5 (10)	Hawaii	Honolulu, Hawaii
3/1	W, 9-7 (10)	Hawaii	Honolulu, Hawaii
3/2	W, 7-4	Hawaii	Honolulu, Hawaii
3/6	L, 4-3	Kansas State	Fayetteville
3/7	W, 12-7	Kansas State	Fayetteville
3/8	W, 13-4	North Texas	Fayetteville
3/9	W, 13-3	Lubbock Christian	Fayetteville
3/10	W, 20-10	St. Louis	Fayetteville
3/11	W, 9-0	St. Louis	Fayetteville
3/11	W, 15-5	St. Louis	Fayetteville
3/13	W, 10-3	Northern Iowa	Fayetteville
3/14	W, 8-3	Western Kentucky	Fayetteville
3/15	W, 5-2	Western Kentucky	Fayetteville
3/15	L, 11-5	Washington State	Fayetteville
3/20	W, 17-10	Texas A&M*	College Station, Texas
3/21	W, 8-2	Texas A&M*	College Station, Texas
3/21	W, 7-3	Texas A&M*	College Station, Texas
3/25	L, 8-1	Oklahoma State	Stillwater, Okla.
3/27	L, 4-3	Houston*	Fayetteville
3/28	W, 10-3	Houston*	Fayetteville
3/28	W, 12-6	Houston*	Fayetteville
3/31	W, 11-2	Missouri-St. Louis	Fayetteville
3/31	W, 14-2	Missouri-St. Louis	Fayetteville
4/3	W, 2-0	Texas Tech*	Lubbock, Texas
4/4	W, 8-6	Texas Tech*	Lubbock, Texas
4/4	W, 9-0	Texas Tech*	Lubbock, Texas
4/7	W, 16-2	Evangel	Fayetteville
4/10	W, 9-7	TCU*	Fort Worth, Texas
4/11	L, 7-6	TCU*	Fort Worth, Texas
4/11	W, 13-7	TCU*	Fort Worth, Texas
4/15	W, 12-11	Oklahoma	Fayetteville
4/17	W, 5-3	Baylor*	Fayetteville
4/18	W, 8-0	Baylor*	Fayetteville
4/18	W, 6-5	Baylor*	Fayetteville
4/20	W, 12-1	School of the Ozarks	Fayetteville
4/21	W, 9-8	Oklahoma State	Fayetteville
4/24	W, 4-3	Rice*	Houston, Texas
4/25	W, 5-1	Rice*	Houston, Texas
4/25	W, 3-0	Rice*	Houston, Texas
4/28	W, 14-10	Southeast Oklahoma State	Fayetteville
4/29	W, 20-5	Missouri Southern	Fayetteville
5/1	L, 9-5	Texas*	Fayetteville
5/2	W, 9-3	Texas*	Fayetteville
5/2	L, 4-1	Texas*	Fayetteville
5/7	W, 14-4	Oral Roberts	Fayetteville
5/8	W, 17-5	Oral Roberts	Fayetteville
5/10	L, 10-2	Oral Roberts	Tulsa, Okla.
5/10	L, 12-11 (10)	Missouri	Columbia, Mo.
5/15	W, 4-3	Texas A&M!	Austin, Texas
5/17	L, 10-3	Texas!	Austin, Texas
5/17	W, 14-9	Houston!	Austin, Texas
5/18	L, 3-2	Texas!	Austin, Texas
5/22	W, 10-7	Middle Tennessee+	Huntsville, Ala.
5/22	W, 7-2	West Virginia+	Huntsville, Ala.
5/23	W, 6-5 (10)	Clemson+	Huntsville, Ala.
5/24	W, 4-2	Clemson+	Huntsville, Ala.
5/30	L, 13-6	Texas#	Omaha, Neb.
5/31	W, 5-4	Georgia#	Omaha, Neb.
6/3	L, 5-2	LSU#	Omaha, Neb.

* - SWC Game; ! - SWC Tournament; + - NCAA South I Regional; # - College World Series



ARKANSAS MAKES THIRD CWS IN FIVE YEARS, FINISH 4TH

Overall Record: 51-16 | **SWC Record:** 17-4

SWC Finish: T-1st

SWC Tournament Finish: 2nd

College World Series Finish: 5th

All-America Selections: Troy Eklund, OF

CWS All-Tournament Team: None

All-SWC Selections: Bubba Carpenter, 1B/OF; Greg D'Alexander, 3B; Troy Eklund, OF;

Mike Oquist, P; Scott Pose, OF; Phillip Stidham, P; Mark Swope, P

All-SWC Tournament Selections: None

1989 Roster

Head Coach: Norm DeBryen

Assistant Coaches: Doug Clark, John Luedtke, Abraham Flores (GA), Rod Moore (GA), Shannon Rhea (GA)


Name	Pos.	Yr.	Hometown (Last School)
Bill Abbott	RHP	Jr.	Springfield, Mo. (Labette CC)
Doug Bennett	RHP	Fr.	Springfield, Mo. (Hillcrest)
Brent Birch	LHP	Fr.	North Little Rock, Ark. (Northeast)
Greg Boyd	C	Jr.	Paragould, Ark. (Three Rivers JC)
Chris Bryan	LHP	So.	Pine Bluff, Ark. (Pine Bluff)
Jim Calhoon	INF	Jr.	Jacksonville, Ark. (Jacksonville)
Bubba Carpenter	INF/OF	So.	Brentwood, Ark. (West Fork)
Jay Carpenter	INF/OF	Jr.	Brentwood, Ark. (Arkansas Tech)
Brian Cook	RHP	Fr.	Tulsa, Okla. (Memorial)
Greg D'Alexander	3B	Jr.	Allen Park, Mich. (Cabrini)
Charles Downey	SS	Fr.	League City, Texas (Dickinson)
Troy Eklund	OF	Sr.	Kansas City, Kan. (Park Hill)
Scott Epps	SS	Fr.	Jenks, Okla. (Jenks)
Haden Etheridge	OF	So.	North Little Rock, Ark. (Northeast)
Dennis Fletcher	RHP	Sr.	Farmington, Ark. (Farmington)
Tony Gilmore	C	Jr.	Tulsa, Okla. (Eastern Oklahoma JC)
Juju Harshaw	C/OF	Fr.	North Little Rock, Ark. (Northeast)
Glen Ray Hines	1B/3B	So.	Houston, Texas (Rice)
Todd Hobson	OF	Fr.	Indianapolis, Ind. (Lawrence North)
Dan Hreha	INF	Fr.	Brooklyn Center, Minn. (Park Center)
Cole Hyson	RHP	Jr.	Durango, Colo. (Eastern Utah)
Brett Kemohah	C/OF	Fr.	Vinita, Okla. (Vinita)
Greyson Liles	1B/OF	Fr.	Houston, Texas (Bellaire)
Ron Moore	OF	So.	Oklahoma City, Okla. (Murray State JC)
Mike Oquist	RHP	Jr.	LaJunta, Colo. (LaJunta)
Scott Osmon	RHP	Sr.	Mountain Home, Ark. (North Ark CC)
Kirk Piskor	C	Fr.	Plano, Texas (Plano East)
Scott Pose	OF	Sr.	West Des Moines, Iowa (Iowa West JC)
Peter Raether	RHP	Fr.	Edina, Minn. (Edina)
Phillip Stidham	RHP	Fr.	Tulsa, Okla. (Nathan Hale)
Rod Stillwell	SS	Sr.	Thousand Oaks, Calif. (Moorpark JC)
Mark Swope	RHP	So.	Spring Hill, Kan. (Spring Hill)
Jim Tejcek	RHP	Jr.	San Diego, Calif. (Southern Idaho)
Don Thomas	OF	Sr.	Pine Bluff, Ark. (Dollarway)
Tim Thomas	2B	So.	St. Paul, Minn. (Iowa Western JC)



1989 Results

Date	Result	Opponent	Location
2/19	W, 5-1	Wichita State	Fayetteville
2/24	W, 6-2	Missouri Southern	Fayetteville
2/25	W, 3-2	Kansas	Fayetteville
2/25	W, 7-0	Kansas	Fayetteville
2/26	W, 18-4	Kansas	Fayetteville
2/28	W, 8-4	Kentucky	Lakeland, Fla.
3/1	W, 2-1	Penn State	Lakeland, Fla.
3/1	L, 6-2	Kentucky	Lakeland, Fla.
3/2	L, 6-2	Western Michigan	Lakeland, Fla.
3/3	W, 8-2	Eckerd	Lakeland, Fla.
3/4	W, 15-0	Western Michigan	Lakeland, Fla.
3/10	W, 1-0	Iowa State	Fayetteville
3/11	W, 9-4	Iowa State	Fayetteville
3/12	W, 4-1	Nebraska	Fayetteville
3/13	W, 9-1	Stephen F. Austin	Fayetteville
3/14	W, 13-4	Wisconsin-Osh Kosh	Fayetteville
3/15	W, 9-4	Wisconsin-Osh Kosh	Fayetteville
3/17	W, 3-2	Northwestern State	Shreveport, La.
3/18	L, 10-2	Oklahoma State	Shreveport, La.
3/19	L, 8-4	Louisiana-Lafayette	Shreveport, La.
3/20	W, 14-4	Northern Iowa	Fayetteville
3/21	W, 12-1	Southwest Baptist	Fayetteville
3/22	W, 14-5	School of the Ozarks	Fayetteville
3/22	W, 10-0	School of the Ozarks	Fayetteville
3/24	W, 10-1	Houston*	Fayetteville
3/25	W, 3-0	Houston*	Fayetteville
3/25	W, 8-3	Houston*	Fayetteville
3/27	W, 11-3	St. Olaf	Fayetteville
3/31	W, 12-0	Texas Tech*	Lubbock, Texas
4/1	W, 3-2	Texas Tech*	Lubbock, Texas
4/1	W, 6-5	Texas Tech*	Lubbock, Texas
4/4	W, 10-4	Oklahoma State	Stillwater, Okla.
4/5	W, 6-4	Evangel	Fayetteville
4/7	W, 5-4	TCU*	Fort Worth, Texas
4/8	W, 8-6	TCU*	Fort Worth, Texas
4/8	W, 11-3	TCU*	Fort Worth, Texas
4/9	W, 11-1	Southeastern (Okla.) State	Fayetteville
4/10	L, 10-8	Dallas Baptist	Fayetteville
4/11	W, 7-4	Missouri	Columbia, Mo.
4/14	W, 8-4	Baylor*	Fayetteville
4/15	W, 9-1	Baylor*	Fayetteville
4/15	W, 10-3	Baylor*	Fayetteville
4/19	W, 9-8	Northeastern (Okla.) State	Fayetteville
4/21	W, 10-2	Rice*	Houston, Texas
4/22	L, 3-1	Rice*	Houston, Texas
4/22	W, 8-4	Rice*	Houston, Texas
4/26	L, 3-2	Oklahoma	Fayetteville
4/28	L, 5-4	Texas*	Fayetteville
4/29	W, 8-4	Texas*	Fayetteville
4/29	W, 14-7	Texas*	Fayetteville
4/30	W, 9-4	Kansas State	Fayetteville
5/1	L, 7-2	Kansas State	Fayetteville
5/5	W, 11-9 (16)	Texas A&M*	College Station, Texas
5/6	L, 3-2	Texas A&M*	College Station, Texas
5/7	L, 9-0	Texas A&M*	College Station, Texas
5/10	W, 10-6	Oklahoma State	Fayetteville
5/18	L, 8-3	Texas!	College Station, Texas
5/19	W, 5-4	Houston!	College Station, Texas
5/20	L, 9-1	Texas!	College Station, Texas
5/25	L, 7-5	Le Moyne+	Waterbury, Conn.
5/26	W, 8-2	George Washington+	Waterbury, Conn.
5/28	W, 9-2	Illinois+	Waterbury, Conn.
5/29	W, 1-0	Arizona State+	Waterbury, Conn.
5/29	W, 6-5	Le Moyne+	Waterbury, Conn.
6/2	L, 3-1	Wichita State#	Omaha, Neb.
6/4	W, 7-3	North Carolina#	Omaha, Neb.
6/6	L, 8-4	Wichita State#	Omaha, Neb.

* - SWC Game; ! - SWC Tournament; + - NCAA Midwest Regional; # - College World Series



ARKANSAS RETURNS TO OMAHA UNDER DAVE VAN HORN

Overall Record: 45-24 | **SEC Record:** 19-11

SEC Finish: T-1st Overall/1st in Western Division

SEC Tournament Finish: 3rd

College World Series Finish: 7th

All-America Selections: None

CWS All-Tournament Selections: None

All-SEC Selections: Scott Hode, SS

All-SEC Tournament Selections: Jake Dugger, OF

2004 Roster

Head Coach: Dave Van Horn

Assistant Coaches: Matt Deggs, Dave Jorn, Tom Pagnozzi

No.	Name	Pos.	Yr.	Hometown (Last School)
1	Casey Rowlett	INF/OF	Jr.	Jones, Okla. (Jones)
3	Danny Hamblin	3B/1B	Fr.	Rowlett, Texas (Rowlett)
5	Brady Toops	C	Jr.	New London, Minn. (New London)
6	Scott Hode	INF	Jr.	Crystal Lake, Ill. (Crystal Lake)
7	Trey Holloway	LHP	Jr.	Booneville, Ark. (Booneville)
8	Kern Watts	OF	Fr.	Brampton, Ontario (Brampton Centennial)
9	Bubbs Merrill	INF	Sr.	Omaha, Neb. (Millard North)
11	Scott Bridges	INF/OF	Jr.	White Hall, Ark. (White Hall)
12	Devin Day	INF	Jr.	Gilbert, Ariz. (Gilbert)
14	Stephen Robison	OF	Fr.	Tulsa, Okla. (Union)
17	Justin White	RHP	Fr.	Fort Gibson, Okla. (Fort Gibson)
18	Clay Goodwin	1B/3B	Jr.	Benton, Ark. (Benton)
20	Blake Parker	C/1B/OF	Fr.	Fayetteville, Ark. (Fayetteville)
22	Haas Pratt	INF	Sr.	San Diego, Calif. (Rancho Bernardo)
24	Jake Dugger	OF	Fr.	Omaha, Neb. (Millard West)
25	Brett Hagedorn	INF	Sr.	Fort Smith, Ark. (Southside)
27	Caton Hall	RHP	Sr.	McCrory, Ark. (McCrory)
28	Daryl Maday	RHP	Fr.	Bristol, Wis. (Westosha)
30	James Gilbert	LHP	Fr.	Katy, Texas (James E. Taylor)
32	Ryan Lennerton	LHP	So.	Langley, British Columbia (Brookwood)
34	Boyd Goodner	RHP	Sr.	Benton, Ark. (Benton)
35	Brian McLelland	RHP	Fr.	DeQueen, Ark. (DeQueen)
36	Clint Brannon	LHP	Jr.	Bradford, Ark. (Bradford)
37	Jay Sawatski	LHP	Sr.	Little Rock, Ark. (Pulaski Academy)
38	Matt Stallings	RHP	So.	Colleyville, Texas (Missouri)
40	Robby Daniel	RHP	Fr.	Poyen, Ark. (Poyen)
41	Knox McCorquodale	C/1B	Fr.	Orange, Texas (Little Cypress)
43	Joe Skinner	LHP	Fr.	Grand Rapids, Mich. (South Christian)
45	Charley Boyce	RHP	So.	Broken Arrow, Okla. (Tulsa Union)
47	Josh Smith	RHP	So.	Lake Havasu City, Ariz. (Lake Havasu)
48	Jason Deere	C/OF	So.	Conway, Ark. (Conway)



2004 Results

Date	Result	Opponent	Location
2/13	W, 2-0	Louisiana Tech	Fayetteville
2/14	W, 22-2	Louisiana Tech	Fayetteville
2/15	W, 13-2	Louisiana Tech	Fayetteville
2/20	W, 14-7	St. John's	Fayetteville
2/21	W, 6-5	St. John's	Fayetteville
2/22	W, 14-3	St. John's	Fayetteville
2/24	W, 7-1	McNeese State	Fayetteville
2/25	W, 7-2	McNeese State	Fayetteville
2/27	L, 3-1	New Mexico	College Station, Texas
2/27	L, 7-5	Texas A&M	College Station, Texas
2/28	W, 13-3	New Mexico	College Station, Texas
2/28	W, 6-4	Texas A&M	College Station, Texas
2/29	L, 9-7	Texas A&M	College Station, Texas
2/29	W, 5-2	New Mexico	College Station, Texas
3/6	L, 4-1	Texas-Pan American	Edinburg, Texas
3/7	L, 11-4	Texas-Pan American	Edinburg, Texas
3/12	W, 4-3	Illinois-Chicago	Fayetteville
3/14	L, 9-1	Illinois-Chicago	Fayetteville
3/16	W, 10-9	Centenary	Fayetteville
3/17	W, 15-3	Centenary	Fayetteville
3/19	L, 11-1	Florida*	Gainesville, Fla.
3/20	W, 8-2	Florida*	Gainesville, Fla.
3/21	L, 7-6 (10)	Florida*	Gainesville, Fla.
3/26	W, 5-3	South Carolina*	Fayetteville
3/27	W, 5-4	South Carolina*	Fayetteville
3/28	L, 10-2	South Carolina*	Fayetteville
3/30	W, 10-4	Wichita State	Fayetteville
4/2	L, 6-3	Alabama*	Fayetteville
4/3	W, 7-2	Alabama*	Fayetteville
4/4	W, 11-6	Alabama*	Fayetteville
4/6	L, 6-5 (16)	SMS	Fayetteville
4/9	W, 11-8	LSU*	Baton Rouge, La.
4/10	W, 11-10	LSU*	Baton Rouge, La.
4/11	W, 7-5	LSU*	Baton Rouge, La.
4/13	L, 6-4	Oral Roberts	Fayetteville
4/16	W, 6-3	Vanderbilt*	Nashville, Tenn.
4/17	W, 9-4	Vanderbilt*	Nashville, Tenn.
4/18	L, 14-8	Vanderbilt*	Nashville, Tenn.
4/20	W, 5-2	Oklahoma State	Fayetteville
4/23	W, 9-4	Kentucky*	Fayetteville
4/24	W, 5-4	Kentucky*	Fayetteville
4/25	W, 11-10	Kentucky*	Fayetteville
4/27	W, 8-4	Oral Roberts	Tulsa, Okla.
4/30	L, 9-3	Tennessee*	Fayetteville
5/1	W, 4-1	Tennessee*	Fayetteville
5/2	W, 5-3	Tennessee*	Fayetteville
5/7	L, 1-0	Ole Miss*	Oxford, Miss.
5/8	W, 3-1	Ole Miss*	Oxford, Miss.
5/9	L, 5-3	Ole Miss*	Oxford, Miss.
5/11	W, 13-2	Texas-Pan American	Fayetteville
5/15	L, 3-2	Mississippi State*	Starkville, Miss.
5/16	L, 5-4	Mississippi State*	Starkville, Miss.
5/16	W, 4-2	Mississippi State*	Starkville, Miss.
5/21	W, 9-7	Auburn*	Fayetteville
5/22	L, 7-4	Auburn*	Fayetteville
5/23	W, 15-3	Auburn*	Fayetteville
5/26	L, 8-6	Tennessee!	Hoover, Ala.
5/27	W, 4-3	Ole Miss!	Hoover, Ala.
5/28	W, 4-1	Tennessee!	Hoover, Ala.
5/29	L, 3-2	South Carolina!	Hoover, Ala.
6/4	W, 4-1	Le Moyne+	Fayetteville
6/5	L, 4-1	Wichita State+	Fayetteville
6/5	W, 10-7	Missouri+	Fayetteville
6/6	W, 11-9	Wichita State+	Fayetteville
6/6	W, 4-3	Wichita State+	Fayetteville
6/11	W, 7-5	Florida State\$	Fayetteville
6/12	W, 4-2	Florida State\$	Fayetteville
6/18	L, 13-2	Texas#	Omaha, Neb.
6/19	L, 7-2	Arizona#	Omaha, Neb.

* - SEC; ! - SEC Tournament; + - NCAA Fayetteville Regional;

\$ - NCAA Fayetteville Super Regional; # - College World Series



POSTSEASON PUSH LEADS ARKANSAS TO SIXTH CWS

Overall Record: 41-24 | **SEC Record:** 14-15

SEC Finish: 7th Overall/4th in Western Division

SEC Tournament Finish: 3rd

College World Series Finish: 3rd

All-America Selections: Zack Cox, INF/RHP (Freshman)

CWS All-Tournament Selections: None

All-SEC Selections: None

All-SEC Tournament Selections: Bo Bigham, INF; Zack Cox, INF; Ben Tschepikow, INF

2009 Roster

Head Coach: Dave Van Horn

Assistant Coaches: Todd Butler, Dave Jorn, Chris Curry

No.	Name	Pos.	Yr.	Hometown (Last School)
1	Ben Tschepikow	INF	Sr.	Fayetteville, Ark. (Fayetteville HS)
3	Scott Lyons	INF	Sr.	Covina, Calif. (Mt. San Antonio [Calif.] JC)
5	Seth Gardner	OF	Fr.	Dallas, Texas (Highland Park HS)
6	Ryan Cisterna	C	Sr.	Gilbert, Ariz. (Chandler-Gilbert [Ariz.] JC)
7	Zack Cox	INF/RHP	Fr.	Louisville, Ky. (Pleasure Ridge Park HS)
8	Chase Leavitt	OF	Sr.	St. George, Utah (Dixie College/CCSN)
9	Jacob House	OF/INF	So.	Mansfield, Texas (Timberview HS)
10	Kendall Wehrle	INF/RHP	Fr.	Papillion, Neb. (Papillion-La Vista South HS)
11	Jonathan Perlman	INF	Fr.	Dallas, Texas (Highland Park HS)
12	Bo Bigham	INF	Fr.	Texarkana, Ark. (Arkansas HS)
14	Jarrold McKinney	OF	Fr.	Hughes Springs, Texas (Hughes Springs HS)
15	T.J. Forrest	RHP	Jr.	Bossier City, La. (Bossier Parish CC)
16	Travis Sample	OF	So.	Dallas, Texas (Howard JC)
17	Andy Wilkins	INF	So.	Broken Arrow, Okla. (Broken Arrow HS)
18	Tim Carver	INF	Fr.	Fayetteville, Ark. (Fayetteville HS)
19	Tom Hauskey	C	Jr.	Springdale, Ark. (Springdale HS)
20	Zac Russell	C	Fr.	Bulverde, Texas (Smithson Valley HS)
21	Kyle Atkins	OF	Fr.	DeQueen, Ark. (DeQueen HS)
24	Brett Eibner	OF/RHP	So.	Houston, Texas (The Woodlands HS)
25	Collin Kuhn	OF/INF	Fr.	Beaver Dam, Wis. (Beaver Dam HS)
27	James McCann	C	Fr.	Santa Barbara, Calif. (Dos Pueblos HS)
29	Dallas Keuchel	LHP	Jr.	Tulsa, Okla. (Bishop Kelley HS)
30	Justin Wells	RHP	Sr.	Bryant, Ark. (Texarkana College)
32	Mike Bolsinger	RHP	Jr.	McKinney, Texas (Grayson [Texas] CC)
33	Drew Smyly	LHP	Fr.	Little Rock, Ark. (Central HS)
34	Jeremy Heatley	RHP	Jr.	Breckenridge, Texas (North Lake College)
35	Christian Kowalchuk	LHP	Jr.	Saskatoon, Saskatchewan (Seward CC)
36	Scott Limbocker	LHP	So.	Overland Park, Kan. (Blue Valley North HS)
37	Trevor Cousineau	LHP	Fr.	Davison, Mich. (Davison HS)
38	Bryan Bigham	RHP	Jr.	Allen, Texas (Navarro College)
42	James Mahler	RHP	So.	Sandy, Utah (Jordan HS)
44	Andrew Darr	OF/INF	Sr.	Gilbert, Ariz. (Chandler-Gilbert [Ariz.] JC)
45	Sam Murphy	RHP	So.	Omaha, Neb. (Westside HS)
47	Geoffrey Davenport	LHP	Fr.	Ft. Worth, Texas (Paschal HS)
48	Zack Hall	LHP	Fr.	Springdale, Ark. (Har-Ber HS)
49	Stephen Richards	LHP	Jr.	Plano, Texas (Plano East HS)



2009 Results

Date	Result	Opponent	Location
2/20	W, 4-2	Washington State-1	Fayetteville
	W, 7-5	Washington State-2	Fayetteville
2/22	W, 4-3	Washington State	Fayetteville
2/24	L, 9-3	Kansas	Fayetteville
2/25	W, 9-8	Kansas	Fayetteville
2/27	W, 8-7	Western Illinois	Fayetteville
3/3	W, 7-3	Valparaiso	Fayetteville
3/4	W, 9-6	Valparaiso	Fayetteville
3/6	W, 5-4	California	Fayetteville
3/7	L, 12-6	California	Fayetteville
3/8	W, 13-3	California	Fayetteville
3/10	L, 8-3	at Centenary	Shreveport, La.
3/13	W, 11-4	#18 Florida*	Fayetteville
3/14	W, 8-4	#18 Florida*	Fayetteville
3/15	W, 4-2	#18 Florida*	Fayetteville
3/17	W, 7-3	Nebraska	Fayetteville
3/18	L, 7-4	Nebraska	Fayetteville
3/20	W, 3-2	at Auburn*	Auburn, Ala.
3/21	W, 10-6	at Auburn*	Auburn, Ala.
3/22	W, 12-6	at Auburn*	Auburn, Ala.
3/25	W, 10-0	Missouri State	Fayetteville
3/27	W, 20-9	Mississippi State*	Fayetteville
3/29	W, 5-1	Mississippi State-1*	Fayetteville
	L, 12-4	Mississippi State-2*	Fayetteville
3/31	W, 2-0	at Missouri State	Springfield, Mo.
4/3	W, 6-4	at South Carolina*	Columbia, S.C.
4/4	L, 9-1	at South Carolina*	Columbia, S.C.
4/5	W, 7-4	at South Carolina*	Columbia, S.C.
4/7	W, 7-3	#1 Arizona State	Fayetteville
4/8	W, 8-7	#1 Arizona State	Fayetteville
4/10	L, 9-0	Vanderbilt*	Fayetteville
4/11	L, 13-6	Vanderbilt*	Fayetteville
4/14	L, 3-2	Louisiana-Monroe	Fayetteville
4/15	W, 10-9	Louisiana-Monroe	Fayetteville
4/17	L, 4-3	at #1 Georgia*	Athens, Ga.
4/18	L, 4-3	at #1 Georgia*	Athens, Ga.
4/19	W, 2-0	at #1 Georgia*	Athens, Ga.
4/21	W, 9-6	at Oral Roberts	Tulsa, Okla.
4/24	W, 9-3	at Tennessee*	Knoxville, Tenn.
4/25	L, 5-4	at Tennessee*	Knoxville, Tenn.
4/26	W, 15-8	at Tennessee*	Knoxville, Tenn.
4/28	W, 8-7	#9 Oklahoma	Fayetteville
5/2	W, 11-4	#4 LSU-1*	Fayetteville
	L, 5-0	#4 LSU-2*	Fayetteville
5/3	L, 4-3	#4 LSU*	Fayetteville
5/8	L, 2-1	at #21 Alabama*	Tuscaloosa, Ala.
5/9	L, 8-6	at #21 Alabama*	Tuscaloosa, Ala.
5/10	L, 6-5	at #21 Alabama*	Tuscaloosa, Ala.
5/12	W, 3-2	Oral Roberts	Fayetteville
5/14	L, 7-5	#9 Ole Miss*	Fayetteville
5/15	L, 9-3	#9 Ole Miss*	Fayetteville
5/16	L, 16-3	#9 Ole Miss*	Fayetteville
5/20	W, 8-5	vs. #9 Florida!	Hoover, Ala.
5/21	L, 2-1	vs. #21 Georgia!	Hoover, Ala.
5/22	W, 10-7	vs. #9 Florida!	Hoover, Ala.
5/23	L, 11-1	vs. Vanderbilt!	Hoover, Ala.
5/29	W, 10-3	vs. #24 Washington State+	Norman, Okla.
5/30	W, 17-6	at #9 Oklahoma+	Norman, Okla.
5/31	W, 11-0	at #9 Oklahoma+	Norman, Okla.
6/5	W, 7-2	at #5 Florida State\$	Tallahassee, Fla.
6/6	W, 9-8	at #5 Florida State\$	Tallahassee, Fla.
6/13	W, 10-6	vs. #3 Cal State Fullerton#	Omaha, Neb.
6/15	L, 9-1	vs. #1 LSU#	Omaha, Neb.
6/17	W, 4-3	vs. #6 Virginia#	Omaha, Neb.
6/19	L, 14-5	vs. #1 LSU#	Omaha, Neb.

* - SEC; ! - SEC Tournament; + - NCAA Norman Regional

\$ - NCAA Tallahassee Super Regional; # - College World Series



STRONG PITCHING, TIMELY HITTING LEAD TO SEVENTH CWS

Overall Record: 46-22 | **SEC Record:** 16-14

SEC Finish: T-5th Overall/T-2nd in Western Division

SEC Tournament Finish: T-9th

College World Series Finish: T-3rd

All-America Selections: Matt Reynolds, 3B

CWS All-Tournament Selections: None

All-SEC Selections: Bo Bigham, 2B; Dominic Ficociello, 1B; Matt Reynolds, 3B

All-SEC Tournament Selections: None

2012 Roster

Head Coach: Dave Van Horn

Assistant Coaches: Todd Butler, Dave Jorn, Brian Walker, Matt Willard

No.	Name	Pos.	Yr.	Hometown (Last School)
1	Brian Anderson	INF	Fr.	Edmond, Okla. (Deer Creek HS)
3	Jacob Mahan	INF	Jr.	Camarillo, Calif. (Oxnard College)
4	Jacob Morris	OF/RHP	So.	Coppell, Texas (Coppell HS)
5	Matt Reynolds	INF	Jr.	Tulsa, Okla. (Bishop Kelley HS)
6	Jimmy Bosco	OF	So.	Granite Bay, Calif. (California)
7	David Masters	INF	Fr.	Lake St. Louis, Mo. (Timberland HS)
8	Tyler Spoon	INF/OF	Fr.	Van Buren, Ark. (Van Buren HS)
9	Derrick Bleeker	OF/RHP	Jr.	Longmont, Colo. (Howard JC)
10	Joe Serrano	INF	Fr.	Tucson, Ariz. (Salpointe Catholic HS)
12	Bo Bigham	INF	Sr.	Texarkana, Ark. (Arkansas HS)
13	Michael Gunn	OF/LHP	Fr.	Wilson, Ark. (Christian Brothers HS)
14	John Clay Reeves	C	Fr.	Monroe, La. (Neville HS)
15	Nolan Sanburn	RHP	So.	Kokomo, Ind. (Kokomo HS)
16	Sam Bates	OF	Sr.	Cabot, Ark. (Crowder JC)
17	Barrett Astin	RHP	So.	Forrest City, Ark. (Forrest City HS)
18	Tim Carver	INF	Sr.	Fayetteville, Ark. (Fayetteville HS)
19	Jake Wise	C	So.	Houston, Texas (Cypress Falls HS)
20	Matt Vinson	OF	Jr.	Alma, Ark. (Alma HS)
24	DJ Baxendale	RHP	Jr.	Jacksonville, Ark. (Sylvan Hills HS)
25	Dominic Ficociello	INF	So.	Fullerton, Calif. (Fullerton Union HS)
27	Jean Ramirez	C	Fr.	Ft. Worth, Texas (Boswell HS)
28	Conor Costello	OF/RHP	Fr.	Edmond, Okla. (Santa Fe HS)
30	Brandon Moore	RHP	So.	Van Buren, Ark. (Van Buren HS)
32	Randall Fant	LHP	Jr.	Texarkana, Texas (Texas HS)
33	Greg Milhorn	RHP	Fr.	Texarkana, Ark. (Arkansas HS)
34	Colby Suggs	RHP	So.	Sulphur Springs, Texas (Sulphur Springs HS)
35	Mark Reyes	LHP	Fr.	Hot Springs Village, Ark. (Jessieville HS)
36	Jeff Harvill	LHP	So.	Keithville, La. (Evangel Christian Academy)
37	Trent Daniel	LHP	Jr.	Bryant, Ark. (Arkansas-Fort Smith)
39	Chris Oliver	RHP	Fr.	Farmington, Ark. (Shiloh Christian HS)
45	Landon Simpson	RHP	Fr.	Magnolia, Ark. (Magnolia HS)
47	Tyler Wright	LHP	Jr.	Houston, Texas (San Jacinto CC)
51	Cade Lynch	LHP	Jr.	Jonesboro, Ark. (Panola JC)
55	Ryne Stanek	RHP	So.	Overland Park, Kan. (Blue Valley HS)



2012 Results

Date	Result	Opponent	Location
2/17	W, 11-5	Villanova	Fayetteville
2/18	W, 13-1	Villanova	Fayetteville
2/19	W, 17-1	Villanova	Fayetteville
2/21	W, 8-7	Northwestern State	Fayetteville
2/22	W, 6-2	Northwestern State	Fayetteville
2/24	W, 7-3	Valparaiso	Fayetteville
2/25	W, 4-3	Valparaiso	Fayetteville
2/26	L, 10-9 (10)	Valparaiso	Fayetteville
2/28	W, 5-0	BYU	Fayetteville
2/29	W, 8-1	BYU	Fayetteville
3/2	W, 3-1	vs. Texas Tech	Houston, Texas
3/3	L, 4-1	vs. Houston	Houston, Texas
3/4	W, 7-3	vs. #21 Texas	Houston, Texas
3/9	W, 4-0	Binghamton	Fayetteville
3/10	W, 5-3	Binghamton	Fayetteville
3/10	W, 6-0	Binghamton	Fayetteville
3/13	W, 1-0	Gonzaga	Fayetteville
3/14	W, 5-3	Gonzaga	Fayetteville
3/16	W, 4-3 (12)	Alabama*	Fayetteville
3/17	W, 8-4	Alabama*	Fayetteville
3/18	W, 7-4	Alabama*	Fayetteville
3/21	W, 10-2	Nevada	Fayetteville
3/23	L, 11-2	at Mississippi State*	Starkville, Miss.
3/24	W, 8-0	at Mississippi State*	Starkville, Miss.
3/25	W, 8-5 (11)	at Mississippi State*	Starkville, Miss.
3/30	L, 10-6	at #15 LSU*	Baton Rouge, La.
3/31	L, 2-1	at #15 LSU*	Baton Rouge, La.
4/1	L, 3-2 (11)	at #15 LSU*	Baton Rouge, La.
4/6	L, 4-2	Georgia*	Fayetteville
4/7	W, 8-3	Georgia*	Fayetteville
4/8	W, 8-0	Georgia*	Fayetteville
4/10	L, 4-0	at Oklahoma	Norman, Okla.
4/13	W, 8-7	#3 Kentucky*	Fayetteville
4/14	L, 5-4	#3 Kentucky-1*	Fayetteville
	L, 2-1	#3 Kentucky-2*	Fayetteville
4/17	W, 8-3	Stephen F. Austin-1	Fayetteville
	W, 4-3	Stephen F. Austin-2	Fayetteville
4/20	L, 8-2	at #22 Ole Miss*	Oxford, Miss.
4/21	L, 1-0	at #22 Ole Miss*	Oxford, Miss.
4/22	W, 11-3	at #22 Ole Miss*	Oxford, Miss.
4/24	W, 6-1	Oral Roberts	Fayetteville
4/27	L, 3-2	at #5 Florida*	Gainesville, Fla.
4/28	W, 5-1	at #5 Florida*	Gainesville, Fla.
4/29	W, 3-1 (10)	at #5 Florida*	Gainesville, Fla.
5/1	W, 6-3	Missouri	Fayetteville
5/2	W, 2-0	Missouri	Fayetteville
5/4	L, 8-6 (10)	#5 South Carolina*	Fayetteville
5/5	W, 7-6	#5 South Carolina*	Fayetteville
5/6	L, 10-7	#5 South Carolina*	Fayetteville
5/10	L, 3-2 (10)	Auburn*	Fayetteville
5/11	W, 5-4	Auburn*	Fayetteville
5/12	L, 12-5	Auburn*	Fayetteville
5/15	W, 6-5 (10)	Louisiana Tech	N. Little Rock, Ark.
5/17	W, 8-0	at Tennessee*	Knoxville, Tenn.
5/18	W, 10-3	at Tennessee*	Knoxville, Tenn.
5/19	W, 8-2	at Tennessee*	Knoxville, Tenn.
5/22	L, 9-1	vs. #24 Mississippi State!	Hoover, Ala.
5/23	L, 2-0	vs. Ole Miss!	Hoover, Ala.
6/1	W, 5-4	vs. Sam Houston State+	Houston, Texas
6/2	W, 1-0	at Rice+	Houston, Texas
6/3	W, 5-1	at Sam Houston State+	Houston, Texas
6/9	L, 8-1	at #4 Baylor\$	Waco, Texas
6/10	W, 5-4	at #4 Baylor\$	Waco, Texas
6/11	W, 1-0 (10)	at #4 Baylor\$	Waco, Texas
6/16	W, 8-1	vs. Kent State#	Omaha, Neb.
6/18	W, 2-1	vs. #7 South Carolina#	Omaha, Neb.
6/21	L, 2-0	vs. #7 South Carolina#	Omaha, Neb.
6/22	L, 3-2	vs. #7 South Carolina#	Omaha, Neb.

* - SEC; ! - SEC Tournament; + - NCAA Houston Regional;

\$ - NCAA Waco Super Regional; # - College World Series



BIG SECOND HALF LEADS TO EIGHTH CWS APPEARANCE

Overall Record: 40-25 | **SEC Record:** 17-12

SEC Finish: 5th Overall/3rd in Western Division

SEC Tournament Finish: 5th

College World Series Finish: 7th

All-America Selections: Andrew Benintendi, OF; Keaton McKinney, RHP (Freshman)

CWS All-Tournament Selections: None

SEC Player of the Year: Andrew Benintendi, OF

Golden Spikes Award: Andrew Benintendi, OF

All-SEC Selections: Andrew Benintendi, OF; Zach Jackson, RHP;

Keaton McKinney, RHP (Freshman); Bobby Wernes, 3B (Defense)

All-SEC Tournament Selections: None

2015 Roster

Head Coach: Dave Van Horn

Assistant Coaches: Tony Vitello, Dave Jorn, Christian Kowalchuck, Tim Carver, Jake Wise

No.	Name	Pos.	Yr.	Hometown (Last School)
1	Rick Nomura	INF	Jr.	Waipahu, Hawaii (Alvin CC)
3	Michael Bernal	INF	Jr.	El Paso, Texas (New Mexico JC)
5	Brett McAfee	INF	Jr.	Longview, Texas (Panola JC)
6	Blake Wiggins	INF/C	Fr.	Little Rock, Ark. (Pulaski Academy)
7	Bobby Wernes	INF	Jr.	Overland Park, Kan. (Neosho CC)
8	Tyler Spoon	OF/INF	Jr.	Van Buren, Ark. (Van Buren HS)
9	Clark Egan	OF/INF	So.	Appleton, Wis. (Appleton North HS)
10	Joe Serrano	OF	Sr.	Tucson, Ariz. (Salpointe Catholic HS)
11	Keaton McKinney	RHP/1B	Fr.	Ankeny, Iowa (Centennial HS)
12	Max Hogan	INF	Jr.	Belton, Texas (McLennan CC)
13	Josh Alberius	RHP	So.	Little Rock, Ark. (Little Rock Christian Academy)
14	Matt Campbell	INF	Jr.	Chesapeake, Va. (McLennan CC)
16	Andrew Benintendi	OF	So.	Cincinnati, Ohio (Madeira HS)
17	Luke Bonfield	OF	Fr.	Skillman, N.J. (IMG Academy)
20	Carson Shaddy	C/OF	Fr.	Fayetteville, Ark. (Fayetteville HS)
21	Trey Killian	RHP	Jr.	Mountain Home, Ark. (Mountain Home HS)
24	Chad Spanberger	C/1B	Fr.	Granite City, Ill. (Granite City HS)
25	Dominic Taccolini	RHP	So.	Sugar Land, Texas (Kempner HS)
26	Jack Benninghoff	OF	Fr.	Overland Park, Kan. (Rockhurst HS)
27	Tucker Pennell	C	Jr.	Georgetown, Texas (Temple JC)
28	James Teague	RHP	So.	Bartlesville, Okla. (Bartlesville HS)
29	Cullen Gassaway	INF	Jr.	Bedford, Texas (Blinn JC)
30	Jacob Stone	RHP	Sr.	Fort Worth, Texas (Weatherford JC)
32	Zach Jackson	RHP	So.	Berryhill, Okla. (Berryhill HS)
33	Krisjon Wilkerson	OF	Sr.	Bay St. Louis, Miss. (Pearl River CC)
34	Parker Sanburn	RHP	Fr.	Kokomo, Ind. (Kokomo HS)
35	Jackson Lowery	RHP	Sr.	Little Rock, Ark. (Meridian CC)
36	Cannon Chadwick	RHP	So.	Paris, Texas (Paris JC)
38	Lance Phillips	RHP	Sr.	Nacogdoches, Texas (Bossier Parish CC)
39	Kyle Pate	LHP	Fr.	Fayetteville, Ark. (Fayetteville HS)
40	Kevin Silky	INF	Fr.	Dublin, Calif. (Dublin HS)
41	Darien Simms	OF	Fr.	Spring, Texas (Northland Christian HS)
44	Alex Gosser	C	So.	North Little Rock, Ark. (North Little Rock HS)
48	Jonah Patten	RHP	Fr.	Indianapolis, Ind. (Norwell HS)
49	Ryan Fant	LHP	Fr.	Texarkana, Texas (Texas HS)



2015 Results

Date	Result	Opponent	Location
2/13	W, 11-4	North Dakota	Fayetteville
2/14	W, 13-2	North Dakota	Fayetteville
2/14	W, 12-1	North Dakota	Fayetteville
2/20	L, 9-5	vs. #22 UCF	Mobile, Ala.
2/21	W, 7-0	at South Alabama	Mobile, Ala.
2/22	L, 13-6	vs. #13 Maryland	Mobile, Ala.
3/2	W, 4-1	Eastern Illinois	Fayetteville
3/2	W, 8-1	Eastern Illinois	Fayetteville
3/3	W, 7-0	Eastern Illinois	Fayetteville
3/6	W, 2-1	Loyola Marymount	Fayetteville
3/7	W, 13-7	Loyola Marymount	Fayetteville
3/8	L, 9-0	Loyola Marymount	Fayetteville
3/10	L, 6-2	Gonzaga	Fayetteville
3/11	L, 15-5	Gonzaga	Fayetteville
3/14	L, 8-7 (12)	at #5 Vanderbilt-1*	Nashville, Tenn.
	L, 9-1	at #5 Vanderbilt-2*	Nashville, Tenn.
3/15	L, 1-0	at #5 Vanderbilt*	Nashville, Tenn.
3/17	W, 4-3	Southeast Missouri St.	Fayetteville
3/18	L, 12-11	Southeast Missouri St.	Fayetteville
3/19	W, 5-1	#1 LSU*	Fayetteville
3/20	L, 16-3	#1 LSU*	Fayetteville
3/21	L, 7-4	#1 LSU*	Fayetteville
3/24	L, 5-4	Memphis	N. Little Rock, Ark.
3/25	W, 7-3	at Memphis	Memphis, Tenn.
3/26	W, 10-3	Ole Miss*	Fayetteville
3/27	L, 5-4	Ole Miss*	Fayetteville
3/28	W, 5-2	Ole Miss*	Fayetteville
3/31	L, 2-0	Missouri State	Fayetteville
4/3	W, 10-7	at Auburn*	Auburn, Ala.
4/4	L, 3-2	at Auburn*	Auburn, Ala.
4/5	W, 6-4	at Auburn*	Auburn, Ala.
4/7	W, 8-1	Miss. Valley State	Fayetteville
4/8	W, 14-0	Miss. Valley State	Fayetteville
4/10	W, 5-3	Kentucky*	Fayetteville
4/11	L, 16-4	Kentucky*	Fayetteville
4/12	W, 7-3	Kentucky*	Fayetteville
4/14	W, 8-2	Stephen F. Austin	Fayetteville
4/15	W, 15-3	Stephen F. Austin	Fayetteville
4/18	L, 16-3	at #1 Texas A&M-1*	College Station, Texas
	W, 9-8	at #1 Texas A&M-2*	College Station, Texas
4/19	W, 8-2	at #1 Texas A&M*	College Station, Texas
4/24	W, 7-6	Mississippi State*	Fayetteville
4/25	W, 6-1	Mississippi State*	Fayetteville
4/26	L, 2-1	Mississippi State*	Fayetteville
4/30	W, 5-1	at Alabama*	Tuscaloosa, Ala.
5/1	W, 8-4	at Alabama*	Tuscaloosa, Ala.
5/2	W, 4-0	at Alabama*	Tuscaloosa, Ala.
5/8	L, 5-4	Tennessee*	Fayetteville
5/10	W, 5-2	Tennessee*	Fayetteville
5/12	W, 6-2	at Creighton	Omaha, Neb.
5/14	L, 10-1	at Georgia*	Athens, Ga.
5/15	W, 9-0	at Georgia*	Athens, Ga.
5/16	W, 8-1	at Georgia*	Athens, Ga.
5/19	W, 2-1	vs. Tennessee!	Hoover, Ala.
5/20	W, 7-6	vs. Florida!	Hoover, Ala.
5/21	L, 10-5	vs. LSU!	Hoover, Ala.
5/22	L, 10-0	vs. Florida!	Hoover, Ala.
5/29	W, 8-6	vs. Oral Roberts+	Stillwater, Okla.
5/30	W, 7-5	at #11 Oklahoma St.+	Stillwater, Okla.
5/31	W, 4-3	vs. St. John's+	Stillwater, Okla.
6/5	W, 18-4	#9 Missouri State\$	Fayetteville
6/6	L, 3-1	#9 Missouri State\$	Fayetteville
6/7	W, 3-2	#9 Missouri State\$	Fayetteville
6/13	L, 5-3	vs. Virginia#	Omaha, Neb.
6/15	L, 4-3	vs. Miami#	Omaha, Neb.

* - SEC; ! - SEC Tournament; + - NCAA Stillwater Regional;

\$ - NCAA Fayetteville Super Regional; # - College World Series



EXPERIENCE LEADS HOGS TO NINTH CWS; RUNNER-UP FINISH

Overall Record: 48-21 | **SEC Record:** 18-12

SEC Finish: T-2nd Overall/ T-1st in Western Division

SEC Tournament Finish: T-3rd

College World Series Finish: Runner-up

All-America Selections: Blaine Knight, RHP; Carson Shaddy, INF; Casey Martin, INF (Freshman); Heston Kjerstad, OF (Freshman)

CWS All-Tournament Selections: Jared Gates, 1B; Casey Martin, 3B; Dominic Fletcher, OF; Heston Kjerstad, OF; Blaine Knight, RHP

SEC Freshman of the Year: Heston Kjerstad, OF

All-SEC Selections: Heston Kjerstad, OF; Carson Shaddy, INF; Eric Cole, OF; Blaine Knight, RHP; Casey Martin, INF; Grant Koch, C (Defense); Dominic Fletcher, OF (Defense)

All-SEC Tournament Selections: Casey Martin, INF

2018 Roster

Head Coach: Dave Van Horn

Assistant Coaches: Wes Johnson, Nate Thompson, Craig Parry, Colby Suggs, Jake Arledge


No.	Name	Pos.	Yr.	Hometown (Last School)
3	Jared Gates	INF	Sr.	Wichita, Kan. (Iowa West. CC)
4	Bryce Bonnin	RHP	Fr.	Mont Belvieu, Texas (Barbers Hill HS)
5	Jacob Nesbit	INF	Fr.	Coppell, Texas (Coppell HS)
6	Hunter Wilson	INF	R-Jr.	Spiro, Okla. (Eastern OK St. JC)
7	Jack Kenley	INF	So.	Germantown, Tenn. (Houston HS)
8	Eric Cole	OF	Jr.	Southlake, Texas (Southlake Carroll HS)
9	Jax Blggers	INF	Jr.	Missouri City, Texas (Cisco JC)
10	Easton Murrell	INF	Fr.	Prosper, Texas (Prosper HS)
11	Keaton McKinney	RHP	R-Jr.	Ankeny, Iowa (Centennial HS)
12	Casey Opitz	C/INF	Fr.	Centennial, Colo. (Heritage HS)
13	Jordan McFarland	INF	So.	Waterloo, Ill. (Waterloo HS)
14	Cole Turney	OF	Fr.	Richmond, Texas (Fort Bend Travis HS)
15	Casey Martin	INF	Fr.	Lonoke, Ark. (Lonoke HS)
16	Blaine Knight	RHP	Jr.	Bryant, Ark. (Bryant HS)
17	Luke Bonfield	OF	Sr.	Skillman, N.J. (IMG Academy)
18	Heston Kjerstad	OF	Fr.	Amarillo, Texas (Randall HS)
19	Brady Disher	C/INF	Fr.	Trophy Club, Texas (Byron Nelson HS)
20	Carson Shaddy	INF	R-Sr.	Fayetteville, Ark. (Fayetteville HS)
21	Kacey Murphy	LHP	Jr.	Rogers, Ark. (Rogers Heritage HS)
22	Ben McClain	OF	Fr.	Lee's Summit, Mo. (Lee's Summit West HS)
24	Dominic Fletcher	OF	So.	Cypress, Calif. (Cypress HS)
26	Ryan Drake	INF	Fr.	Grapevine, Texas (Grapevine HS)
27	Evan Lee	LHP/OF	So.	Bryant, Ark. (Bryant HS)
28	Kole Ramage	RHP	Fr.	Southlake, Texas (Southlake Carroll HS)
29	Angus Denton	RHP	So.	Beebe, Ark. (Beebe HS)
31	Caleb Bolden	RHP	Fr.	Texarkana, Texas (Pleasant Grove HS)
32	Matt Cronin	LHP	So.	Navarre, Fla. (Navarre HS)
33	Grant Koch	C	Jr.	Fayetteville, Ark. (Fayetteville HS)
34	Jake Reindl	RHP	Jr.	Fayetteville, Ark. (Shiloh Christian)
35	Jacob Kostyshock	RHP	So.	O'Fallon, Mo. (Francis Howell HS)
37	Weston Rogers	LHP	Jr.	Springdale, Ark. (Har-Ber HS)
44	Derek Ripp	INF	Fr.	Olathe, Kan. (St. James Academy HS)
45	Kevin Kopps	RHP	R-So.	Sugar Land, Texas (George Ranch HS)
46	Barrett Loseke	RHP	Jr.	Tulsa, Okla. (Jenks HS)
47	Hunter Milligan	LHP	Fr.	Greenbrier, Ark. (Greenbrier HS)
48	Zack Plunkett	C	R-Jr.	Hurst, Texas (TCU)
55	Isaiah Campbell	RHP	R-So.	Olathe, Kan. (Olathe South HS)
57	Cody Scroggins	RHP	R-So.	Bentonville, Ark. (Bentonville HS)
88	Zebulon Vermillion	RHP	Fr.	Prairie Village, Kan. (Shawnee Mission East)
99	Jackson Rutledge	RHP	Fr.	St. Louis, Mo. (Rockwood Summit HS)



2018 Results

Date	Result	Opponent	Location
2/16	W, 14-2	Bucknell	Fayetteville
2/17	W, 32-4	Bucknell	Fayetteville
2/18	W, 3-1	Bucknell	Fayetteville
2/21	W, 1-0	vs. Arizona@	San Diego, Calif.
2/23	L, 4-3	vs. Cal Poly^	San Diego, Calif.
2/24	W, 5-2	at San Diego State^	San Diego, Calif.
2/25	L, 7-6	at San Diego^	San Diego, Calif.
2/28	W, 18-1	Dayton	Fayetteville
3/1	W, 11-0	Dayton	Fayetteville
3/2	W, 4-0	USC	Fayetteville
3/3	L, 3-1	USC	Fayetteville
3/4	W, 7-6 (8)	USC	Fayetteville
3/9	W, 7-2	Kent State-1	Fayetteville
	L, 10-4	Kent State-2	Fayetteville
3/11	W, 11-4	Kent State	Fayetteville
3/13	W, 13-4	Texas	Fayetteville
3/14	W, 7-5	Texas	Fayetteville
3/16	W, 9-4	#4 Kentucky*	Fayetteville
3/17	W, 14-2	#4 Kentucky-1*	Fayetteville
	W, 16-9	#4 Kentucky-2*	Fayetteville
3/21	L, 6-3	at Charlotte	Charlotte, N.C.
3/23	W, 6-3	at #2 Florida*	Gainesville, Fla.
3/24	L, 17-2	at #2 Florida*	Gainesville, Fla.
3/25	L, 5-4	at #2 Florida*	Gainesville, Fla.
3/27	W, 8-7	at Memphis-	Memphis, Tenn.
3/29	W, 6-4	at #4 Ole Miss*	Oxford, Miss.
3/30	L, 5-4	at #4 Ole Miss*	Oxford, Miss.
3/31	L, 11-10	at #4 Ole Miss*	Oxford, Miss.
4/3	W, 10-9 (10)	ULM	Fayetteville
4/4	W, 4-0	ULM	Fayetteville
4/6	W, 3-1	#13 Auburn*	Fayetteville
4/7	W, 13-2	#13 Auburn*	Fayetteville
4/8	W, 5-4	#13 Auburn*	Fayetteville
4/10	W, 7-6	Grambling State&	North Little Rock, Ark.
4/12	L, 3-2	South Carolina*	Fayetteville
4/14	W, 2-0	South Carolina-1*	Fayetteville
	W, 3-0	South Carolina-2*	Fayetteville
4/17	W, 11-7	Missouri State	Fayetteville
4/20	L, 6-5	at Mississippi State*	Starkville, Miss.
4/21	L, 5-3	at Mississippi State-1*	Starkville, Miss.
	L, 7-5	at Mississippi State-2*	Starkville, Miss.
4/24	W, 5-1	#4 Texas Tech	Fayetteville
4/27	W, 7-3	Alabama*	Fayetteville
4/28	W, 7-4	Alabama*	Fayetteville
4/29	W, 9-7	Alabama*	Fayetteville
5/4	W, 5-4	at LSU*	Baton Rouge, La.
5/5	L, 6-4	at LSU*	Baton Rouge, La.
5/6	L, 7-5	at LSU*	Baton Rouge, La.
5/11	W, 9-3	#21 Texas A&M*	Fayetteville
5/12	W, 3-1	#21 Texas A&M*	Fayetteville
5/13	W, 6-3	#21 Texas A&M*	Fayetteville
5/17	W, 8-6	at #13 Georgia*	Athens, Ga.
5/18	L, 8-7 (10)	at #13 Georgia*	Athens, Ga.
5/19	L, 3-2	at #13 Georgia*	Athens, Ga.
5/23	W, 13-8	vs. South Carolina\$	Hoover, Ala.
5/25	W, 8-2	vs. Florida\$	Hoover, Ala.
5/26	L, 2-1	vs. LSU\$	Hoover, Ala.
6/1	W, 10-2	Oral Roberts!	Fayetteville
6/2	W, 10-2	Southern Miss!	Fayetteville
6/3	W, 4-3	Dallas Baptist!	Fayetteville
6/9	W, 9-3	South Carolina%	Fayetteville
6/10	L, 8-5	South Carolina%	Fayetteville
6/11	W, 14-4	South Carolina%	Fayetteville
6/17	W, 11-5	Texas+	Omaha, Neb.
6/20	W, 7-4	Texas Tech+	Omaha, Neb.
6/22	W, 5-2	Florida+	Omaha, Neb.
6/26	W, 4-1	Oregon State+	Omaha, Neb.
6/27	L, 5-3	Oregon State+	Omaha, Neb.
6/28	L, 5-0	Oregon State+	Omaha, Neb.

@ - Tony Gwynn Stadium; ^ - Tony Gwynn Legacy Tournament; * - SEC; -- AutoZone Park
 & - Dickey-Stephens Park; \$ - SEC Tournament; ! - NCAA Fayetteville Regional;
 % - NCAA Fayetteville Super Regional; + - College World Series



HOGS MAKE BACK-TO-BACK TRIPS TO OMAHA FOR FIRST TIME

Overall Record: 46-20 | **SEC Record:** 20-10

SEC Finish: T-2nd Overall/ T-1st in Western Division

SEC Tournament Finish: T-5th

College World Series Finish: T-7th

All-America Selections: Isaiah Campbell, RHP; Matt Cronin, RHP; Jack Kenley, INF; Connor Noland, RHP (Freshman)

All-SEC Selections: Trevor Ezell, 1B; Casey Martin, SS; Dominic Fletcher, OF; Heston Kjerstad, OF; Matt Goodheart, DH/UT; Matt Cronin, RP; Patrick Wicklander, SP (Freshman); Connor Noland, SP (Freshman); Christian Franklin, OF (Freshman); Trevor Ezell, 1B (Defense); Dominic Fletcher, OF (Defense).

All-SEC Tournament Selections: Matt Goodheart, DH

2019 Roster

Head Coach: Dave Van Horn

Assistant Coaches: Nate Thompson, Matt Hobbs, Taylor Smart

No.	Name	Pos.	Yr.	Hometown (Last School)
3	Zack Gregory	INF	Fr.	Keller, Texas (Timber Creek HS)
4	Trevor Ezell	INF	R-Sr.	Bryant, Ark. (SE Missouri State)
5	Jacob Nesbit	INF	R-Fr.	Coppell, Texas (Coppell HS)
7	Jack Kenley	INF	Jr.	Germantown, Tenn. (Houston HS)
8	Jordan McFarland	INF	Jr.	Waterloo, Ill. (Waterloo HS)
10	Matt Goodheart	INF/OF	So.	Magnolia, Ark. (San Jacinto CC)
12	Casey Opitz	C/INF	So.	Centennial, Colo. (Heritage HS)
13	Connor Noland	RHP	Fr.	Greenwood, Ark. (Greenwood HS)
14	Caleb Denny	INF	Fr.	Owasso, Okla. (Owasso HS)
15	Casey Martin	INF	So.	Lonoke, Ark. (Lonoke HS)
16	Andrew Stanley	C	Fr.	Searcy, Ark. (IMG Academy)
17	Trey Harris	OF	Fr.	Little Rock, Ark. (LR Christian Academy)
18	Heston Kjerstad	OF	So.	Amarillo, Texas (Randall HS)
19	Coby Boulware	INF	So.	Anthem, Ariz. (TCU)
20	Elijah Trest	RHP	Fr.	White Oak, Texas (White Oak HS)
21	Jacob Burton	RHP	Fr.	Diana, Texas (New Diana HS)
22	Curtis Washington Jr.	OF/INF	Fr.	West Memphis, Ark. (Academies of West Memphis HS)
24	Dominic Fletcher	OF	Jr.	Cypress, Calif. (Cypress HS)
25	Christian Franklin	OF	Fr.	Overland Park, Kan. (Rockhurst HS)
26	Travis Hester	RHP	Fr.	College Station, Texas (College Station HS)
27	Dillon Lfrieri	OF/INF	Fr.	Wilton, Ct. (Wilton HS)
28	Kole Ramage	RHP	So.	Southlake, Texas (Southlake Carroll HS)
29	Angus Denton	RHP	R-So.	Beebe, Ark. (Beebe HS)
31	Caleb Bolden	RHP	So.	Texarkana, Texas (Pleasant Grove HS)
32	Matt Cronin	LHP	Jr.	Navarre, Fla. (Navarre HS)
33	Patrick Wicklander	LHP	Fr.	San Jose, Calif. (Valley Christian HS)
34	Steven Sanchez	LHP	Fr.	Mundelein, Ill. (Mundelein HS)
35	Jacob Kostyshock	RHP	Jr.	O'Fallon, Mo. (Francis Howell HS)
37	Caden Monke	LHP	Fr.	Mt. Olive, Ill. (Mt. Olive HS)
39	Evan Taylor	LHP	Fr.	Florence, Ala. (Florence HS)
44	Collin Taylor	RHP	R-So.	Florence, Ala. (Walters State CC)
45	Kevin Kopps	RHP	R-Jr.	Sugar Land, Texas (George Ranch HS)
46	Carter Sells	RHP	Fr.	Brentwood, Tenn. (Ravenwood HS)
48	Zack Plunkett	C	R-Jr.	Hurst, Texas (TCU)
49	Liam Henry	LHP	Fr.	Kansas City, Mo. (Park Hill HS)
54	Will Barker	RHP	Fr.	Sherwood, Ark. (Pulaski Academy)
55	Isaiah Campbell	RHP	R-Jr.	Olathe, Kan. (Olathe South HS)
57	Cody Scroggins	RHP	R-Jr.	Bentonville, Ark. (Bentonville HS)
88	Zebulon Vermillion	RHP	So.	Prairie Village, Kan. (Shawnee Mission East)



2019 Results

Date	Result	Opponent	Location
2/16	W, 15-7	Eastern Illinois-2	Fayetteville
	W, 12-3	Eastern Illinois-2	Fayetteville
2/17	W, 3-2	Eastern Illinois	Fayetteville
2/21	W, 6-3	at USC	Los Angeles, Calif.
2/22	W, 8-6	at USC	Los Angeles, Calif.
2/23	WL, 6-4 (10)	at USC	Los Angeles, Calif.
2/27	W, 10-3	Memphis	Fayetteville
3/1	W, 3-1	Stony Brook-1	Fayetteville
	W, 4-3	Stony Brook-2	Fayetteville
3/2	W, 15-7	Stony Brook	Fayetteville
3/6	W, 9-2	Charlotte	Fayetteville
3/8	W, 4-2	Louisiana Tech	Fayetteville
3/9	L, 12-7	Louisiana Tech	Fayetteville
3/10	W, 11-0	Louisiana Tech	Fayetteville
3/12	W, 8-0	Western Illinois	Fayetteville
3/13	W, 11-1 (8)	Western Illinois	Fayetteville
3/15	W, 2-0	Missouri*	Fayetteville
3/16	W, 4-3	Missouri*	Fayetteville
3/17	W, 3-2	Missouri*	Fayetteville
3/19	W, 11-4	at #9 Texas	Austin, Texas
3/20	L, 7-6	at #9 Texas	Austin, Texas
3/22	W, 12-3	at Alabama*	Tuscaloosa, Ala.
3/23	L, 10-0	at Alabama*	Tuscaloosa, Ala.
3/24	W, 10-2	at Alabama*	Tuscaloosa, Ala.
3/26	W, 8-2	at Missouri State	Springfield, Mo.
3/29	W, 5-3	#21 Ole Miss*	Fayetteville
3/30	L, 4-3	#21 Ole Miss*	Fayetteville
3/31	L, 10-5	#21 Ole Miss*	Fayetteville
4/2	L, 17-7	Little Rock	Fayetteville
4/5	L, 6-3	at #15 Auburn-1*	Auburn, Ala.
	W, 9-6 (15)	at #15 Auburn-2*	Auburn, Ala.
4/6	W, 8-0	at #15 Auburn*	Auburn, Ala.
4/9	W, 15-8	Oral Roberts	Fayetteville
4/12	L, 3-2	at #6 Vanderbilt*	Nashville, Tenn.
4/13	L, 12-2	at #6 Vanderbilt*	Nashville, Tenn.
4/14	W, 14-12	at #6 Vanderbilt*	Nashville, Tenn.
4/16	W, 16-4 (7)	Arkansas-Pine Bluff	Fayetteville
4/18	W, 5-3	#2 Mississippi State*	Fayetteville
4/19	W, 12-5	#2 Mississippi State*	Fayetteville
4/20	W, 10-2	#2 Mississippi State*	Fayetteville
4/23	W, 19-2	Northwestern State	Fayetteville
4/24	L, 10-7	Northwestern State	Fayetteville
4/26	W, 11-9	#18 Tennessee*	Fayetteville
4/27	W, 15-3	#18 Tennessee*	Fayetteville
4/28	W, 4-3 (10)	#18 Tennessee*	Fayetteville
4/30	W, 17-3	Grambling State&	North Little Rock, Ark.
5/3	W, 5-2	at Kentucky*	Lexington, Ky.
5/5	W, 9-1	at Kentucky-1*	Lexington, Ky.
5/5	L, 4-3	at Kentucky-2*	Lexington, Ky.
5/9	W, 14-4	#15 LSU*	Fayetteville
5/10	W, 11-6	#15 LSU*	Fayetteville
5/11	L, 3-2	#15 LSU*	Fayetteville
5/16	W, 7-3	at #17 Texas A&M*	College Station, Texas
5/17	L, 6-2	at #17 Texas A&M*	College Station, Texas
5/18	L, 6-1	at #17 Texas A&M*	College Station, Texas
5/22	W, 5-3	vs. Ole Miss\$	Hoover, Ala.
5/23	L, 3-1	vs. Georgia\$	Hoover, Ala.
5/24	L, 3-2	vs. Ole Miss\$	Hoover, Ala.
5/31	W, 11-5	Central Connecticut State!	Fayetteville
6/1	W, 3-1	TCU!	Fayetteville
6/2	W, 6-0	TCU!	Fayetteville
6/8	W, 11-2	Ole Miss%	Fayetteville
6/9	L, 13-5	Ole Miss%	Fayetteville
6/10	W, 14-1	Ole Miss%	Fayetteville
6/15	L, 1-0	Florida State+	Omaha, Neb.
6/17	L, 5-4	Texas Tech+	Omaha, Neb.

* - SEC; & - Dickey-Stephens Park; \$ - SEC Tournament;

! - NCAA Fayetteville Regional; % - NCAA Fayetteville Super Regional; + - College World Series



|| ROAD TO OMAHA

NCAA Tournament (92-72, .561)

Regional Record:	63-42 (.600)
Super Regional Record:	14-10 (.583)
CWS Record:	15-20 (.429)

2021 Fayetteville Super Regional (1-2)

Baum-Walker Stadium • Fayetteville, Ark.	
NC State	W 21-2
NC State	L 6-5
NC State	L 3-2

2021 Fayetteville Regional (3-1)

Baum-Walker Stadium • Fayetteville, Ark.	
NJIT	W 13-8
Nebraska	W 5-1
Nebraska	L 5-3
Nebraska	W 6-2

2019 College World Series (0-2)

TD Ameritrade Park • Omaha, Neb.	
Florida State	L 1-0
Texas Tech	L 5-4

2019 Fayetteville Super Regional (2-1)

Baum-Walker Stadium • Fayetteville, Ark.	
Ole Miss	W 11-2
Ole Miss	L 13-5
Ole Miss	W 14-1

2019 Fayetteville Regional (3-0)

Baum-Walker Stadium • Fayetteville, Ark.	
Central Connecticut St.	W 11-5
TCU	W 3-1
TCU	W 6-0

2018 College World Series (4-2)

TD Ameritrade Park • Omaha, Neb.	
Texas	W 11-5
Texas Tech	W 7-4
Florida	W 5-2
Oregon State	W 4-1
Oregon State	L 5-3
Oregon State	L 5-0

2018 Fayetteville Super Regional (2-1)

Baum Stadium • Fayetteville, Ark.	
South Carolina	W 9-3
South Carolina	L 8-5
South Carolina	W 14-4

2018 Fayetteville Regional (3-0)

Baum Stadium • Fayetteville, Ark.	
Oral Roberts	W 10-2
Southern Miss	W 10-2
Dallas Baptist	W 4-3

2017 Fayetteville Regional (3-2)

Baum Stadium • Fayetteville, Ark.	
Oral Roberts	W 3-0
Missouri State	L 5-4
Oral Roberts	W 4-3
Missouri State	W 11-10
Missouri State	L 3-2

2015 College World Series (0-2)

TD Ameritrade Park • Omaha, Neb.	
Virginia	L 5-3
Miami (Fla.)	L 4-3

2015 Fayetteville Super Regional (2-1)

Baum Stadium • Fayetteville, Ark.	
Missouri State	W 18-4
Missouri State	L 3-1
Missouri State	W 3-2

2015 Stillwater Regional (3-0)

Allie P. Reynolds Stadium • Stillwater, Okla.	
Oral Roberts	W 8-6
Oklahoma State	W 7-5
St. John's	W 4-3

2014 Charlottesville Regional (2-2)

Davenport Field • Charlottesville, Va.	
Liberty	W 3-2
Virginia	L 3-0
Bucknell	W 10-0
Virginia	L 9-2

2013 Manhattan Regional (2-2)

Tointon Stadium • Manhattan, Kan.	
Bryant	L 4-1
Wichita State	W 3-1
Bryant	W 12-3
Kansas State	L 4-3

2012 College World Series (2-2)

T.D. Ameritrade Park • Omaha, Neb.	
Kent State	W 8-1
South Carolina	W 2-1
South Carolina	L 2-0
South Carolina	L 3-2

2012 Waco Super Regional (2-1)

Baylor Ballpark • Waco, Texas	
Baylor	L 8-1
Baylor	W 5-4
Baylor	W 1-0 (10)

2012 Houston Regional (3-0)

Reckling Park • Houston, Texas	
Sam Houston State	W 5-4
Rice	W 1-0
Sam Houston State	W 5-1

2011 Tempe Regional (2-2)

Packard Stadium • Tempe, Ariz.	
Charlotte	L 3-2
New Mexico	W 3-0
Charlotte	W 11-3
Arizona State	L 13-4

2010 Tempe Super Regional (0-2)

Packard Stadium • Tempe, Ariz.	
Arizona State	L 7-6 (12)
Arizona State	L 7-5 (12)

2010 Fayetteville Regional (3-1)

Baum Stadium • Fayetteville, Ark.	
Grambling State	W 19-7
Washington State	W 6-4
Washington State	L 10-7
Washington State	W 7-2

2009 College World Series (2-2)

Rosenblatt Stadium • Omaha, Neb.	
Cal State Fullerton	W 10-6
LSU	L 9-1
Virginia	W 4-3 (12)
LSU	L 14-5

2009 Tallahassee Super Regional (2-0)

Howser Stadium • Tallahassee, Fla.	
Florida State	W 7-2
Florida State	W 9-8

2009 Norman Regional (3-0)

Mitchell Park • Norman, Okla.	
Washington State	W 10-3
Oklahoma	W 17-6
Oklahoma	W 11-0

2008 Stanford Regional (0-2)

Klein Field • Palo Alto, Calif.	
Pepperdine	L 4-3
Stanford	L 5-1

2007 Fayetteville Regional (2-2)

Baum Stadium • Fayetteville, Ark.	
Albany	W 9-0
Oklahoma State	L 14-3
Creighton	W 6-0
Oklahoma State	L 7-6

2006 Fayetteville Regional (1-2)

Baum Stadium • Fayetteville, Ark.	
Oral Roberts	L 4-3 (11)
Princeton	W 6-2
Oklahoma State	L 6-5

2005 Austin Regional (2-2)

Disch-Falk Field • Austin, Texas	
Miami (Ohio)	W 9-5
Texas	W 9-2
Texas	L 19-8
Texas	L 5-2

2004 College World Series (0-2)

Rosenblatt Stadium • Omaha, Neb.	
Texas	L 13-2
Arizona	L 7-2

2004 Fayetteville Super Regional (2-0)

Baum Stadium • Fayetteville, Ark.	
Florida State	W 7-5
Florida State	W 4-2

2004 Fayetteville Regional (4-1)

Baum Stadium • Fayetteville, Ark.	
Le Moyne	W 4-1
Wichita State	L 4-3
Missouri	W 10-7
Wichita State	W 11-9
Wichita State	W 4-3

2003 Austin Regional (1-2)

Disch-Falk Field • Austin, Texas	
Lamar	L 3-2
Bucknell	W 10-7
Lamar	L 7-6

2002 Clemson Super Regional (1-2)

Kingsmore Stadium • Clemson, S.C.	
Clemson	W 9-6
Clemson	L 8-7
Clemson	L 7-4

2002 Wichita Regional (3-0)

Eck Stadium • Wichita, Kan.	
Oklahoma	W 8-5
Oral Roberts	W 7-6
Oral Roberts	W 11-6

1999 Fayetteville Regional (1-2)

Baum Stadium • Fayetteville, Ark.	
Delaware	W 10-6
SMS	L 9-8 (10)
Clemson	L 12-4

1998 Midwest Regional (1-2)

Eck Stadium • Wichita, Kan.	
Arizona State	L 8-4
Wichita State	W 3-2 (11)
Georgia Tech	L 2-0



1996 Central II Regional (0-2)

Dan Law Field • Lubbock, Texas		
Oklahoma State	L	6-5
Southern California	L	15-5

1995 Midwest I Regional (0-2)

Eck Stadium • Wichita, Kan.		
Stanford	L	10-3
Texas Tech	L	14-10

1990 Midwest Regional (0-2)

Eck Stadium • Wichita, Kan.		
Fordham	L	8-5
Wichita State	L	7-6

1989 College World Series (1-2)

Rosenblatt Stadium • Omaha, Neb.		
Wichita State	L	3-2
North Carolina	W	7-3
Wichita State	L	8-4

1989 Northeast Regional (4-1)

Municipal Stadium • Waterbury, Conn.		
Le Moyne	L	7-5
George Washington	W	8-2
Illinois	W	9-2
Arizona State	W	1-0
Le Moyne	W	6-5

1988 Midwest Regional (0-2)

Allie P. Reynolds Stadium • Stillwater, Okla.		
Loyola-Marymount	L	8-3
Oklahoma State	L	13-7

1987 College World Series (1-2)

Rosenblatt Stadium • Omaha, Neb.		
Texas	L	13-6
Georgia	W	5-4
LSU	L	5-2

1987 NCAA South I Regional (4-0)

Joe W. Davies Stadium • Huntsville, Ala.		
Middle Tenn. State	W	10-7
West Virginia	W	7-2
Clemson	W	6-5 (10)
Clemson	W	4-2

1986 NCAA Midwest Regional (1-2)

Allie P. Reynolds Stadium • Stillwater, Okla.		
Oregon State	W	4-3
Stanford	L	2-0
Oregon State	L	1-0

1985 College World Series (2-2)

Rosenblatt Stadium • Omaha, Neb.		
South Carolina	W	1-0
Mississippi State	L	5-4
Stanford	W	10-4
Texas	L	8-7

1985 South II Regional (4-0)

Seminole Stadium • Tallahassee, Fla.		
Eastern Kentucky	W	20-13
George Mason	W	13-9
Florida State	W	7-6
Georgia Tech	W	7-5

1983 Midwest Regional (0-2)

Allie P. Reynolds Stadium • Stillwater, Okla.		
Oral Roberts	L	7-6
Wichita State	L	6-3



All-American catcher Ronn Reynolds was a pivotal piece in leading Arkansas to its first College World Series appearance in 1979 and a runner-up finish. Reynolds led the offense by hitting .347 and driving in 42 runs. He was a unanimous All-SWC selection and made the SWC All-Tournament team.

1980 Midwest Regional (1-2)

J.L. Johnson Stadium • Tulsa, Okla.		
Oral Roberts	W	3-2
Missouri	L	6-0
California	L	7-1

1979 East Regional (4-0)

Seminole Stadium • Tallahassee, Fla.		
George Washington	W	12-11
Florida	W	9-1
Delaware	W	8-6
Delaware	W	4-3

1979 College World Series (3-2)

Rosenblatt Stadium • Omaha, Neb.		
Pepperdine	W	5-4
Arizona	W	10-3
Texas	W	9-4
Cal State Fullerton	L	13-10
Cal State Fullerton	L	2-1

1973 NCAA District VI (0-2)

Arlington Stadium • Arlington, Texas		
Trinity	L	6-0
Texas-Pan American	L	4-2



|| CONFERENCE TOURNAMENT HISTORY

SEC Tournament (38-42)

2021 SEC Tournament (4-0)

Hoover Metropolitan Stadium • Hoover, Ala.			
Georgia	W	11-2	
Vanderbilt	W	6-4	
Ole Miss	W	3-2	
Tennessee	W	7-2	

2019 SEC Tournament (1-2)

Hoover Metropolitan Stadium • Hoover, Ala.			
Ole Miss	W	5-3	
Georgia	L	3-1	
Ole Miss	L	3-2	

2018 SEC Tournament (2-1)

Hoover Metropolitan Stadium • Hoover, Ala.			
South Carolina	W	13-8	
Florida	W	8-2	
LSU	L	2-1	

2017 SEC Tournament (3-2)

Hoover Metropolitan Stadium • Hoover, Ala.			
Mississippi State	L	4-3	
Auburn	W	12-0 (7)	
Mississippi State	W	9-2	
Florida	W	16-0 (7)	
LSU	L	4-2	

2015 SEC Tournament (2-2)

Hoover Metropolitan Stadium • Hoover, Ala.			
Tennessee	W	2-1	
Florida	W	7-6	
LSU	L	10-5	
Florida	L	10-0	

2014 SEC Tournament (3-2)

Hoover Metropolitan Stadium • Hoover, Ala.			
Texas A&M	W	4-0	
Ole Miss	W	2-1	
LSU	L	7-2	
Ole Miss	W	8-7	
LSU	L	11-1	

2013 SEC Tournament (2-1)

Hoover Metropolitan Stadium • Hoover, Ala.			
Ole Miss	W	2-1 (10)	
LSU	W	4-1	
LSU	L	3-1	

2012 SEC Tournament (0-2)

Regions Park • Hoover, Ala.			
Mississippi State	L	9-1	
Ole Miss	L	2-0	

2011 SEC Tournament (2-2)

Regions Park • Hoover, Ala.			
Alabama	L	7-4	
Mississippi State	W	7-2	
Alabama	W	4-1	
Vanderbilt	L	3-2	

2010 SEC Tournament (0-2)

Regions Park • Hoover, Ala.			
Vanderbilt	L	2-0	
Florida	L	5-4	

2009 SEC Tournament (2-2)

Regions Park • Hoover, Ala.			
Florida	W	8-5	
Georgia	L	2-1	
Florida	W	10-7	
Vanderbilt	L	11-1	

2007 SEC Tournament (3-1)

Regions Park • Hoover, Ala.			
Alabama	W	6-0	
South Carolina	W	6-0	
South Carolina	W	3-2	
Vanderbilt	L	7-4	

2006 SEC Tournament (0-2)

Hoover Metropolitan Stadium • Hoover, Ala.			
Ole Miss	L	9-4	
Alabama	L	4-3	

2005 SEC Tournament (0-2)

Hoover Metropolitan Stadium • Hoover, Ala.			
Florida	L	9-8	
Alabama	L	5-4	

2004 SEC Tournament (2-2)

Hoover Metropolitan Stadium • Hoover, Ala.			
Tennessee	L	8-6	
Ole Miss	W	4-3	
Tennessee	W	4-1	
South Carolina	L	3-2	

2003 SEC Tournament (0-2)

Hoover Metropolitan Stadium • Hoover, Ala.			
LSU	L	5-4	
Ole Miss	L	8-7	

2002 SEC Tournament (1-2)

Hoover Metropolitan Stadium • Hoover, Ala.			
South Carolina	L	10-1	
Auburn	W	8-5	
South Carolina	L	6-2	

1999 SEC Tournament (4-2)

Hoover Metropolitan Stadium • Hoover, Ala.			
Kentucky	W	6-4	
Auburn	L	3-2 (11)	
LSU	W	9-8	
Auburn	W	9-5	
Auburn	W	9-6	
Alabama	L	9-3	

1998 SEC Tournament (3-1)

Hoover Metropolitan Stadium • Hoover, Ala.			
LSU	W	8-4	
Mississippi State	W	10-3	
Mississippi State	W	7-3	
Auburn	L	7-5	

1997 SEC Tournament (0-1)

Golden Park • Columbus, Ga.			
Auburn	L	7-3	

1996 SEC Tournament (0-1)

Hoover Metropolitan Stadium • Hoover, Ala.			
Kentucky	L	7-5	

1995 SEC W. Div. Tournament (2-2)

Dudy Noble Field • Starkville, Miss.			
Ole Miss	W	5-2	
Alabama	W	5-2	
Alabama	L	8-7	
LSU	L	7-6	

1994 SEC W. Div. Tournament (0-2)

Swayze Field • Oxford, Miss.			
Auburn	L	3-1 (17)	
LSU	L	5-2	

1993 SEC W. Div. Tournament (1-2)

Alex Box Stadium • Baton Rouge, La.			
Mississippi State	W	5-2	
Auburn	L	3-1	
LSU	L	13-7	

1992 SEC Tournament (1-2)

Superdome • New Orleans, La.			
South Carolina	W	8-6	
LSU	L	8-1	
South Carolina	L	9-5	

SWC Tournament (18-25)

1990 SWC Tournament (1-2)

Disch-Falk Field • Austin, Texas			
Rice	W	7-5	
Texas	L	11-4	
Houston	L	7-1	

1989 SWC Tournament (1-2)

Olsen Field • College Station, Texas			
Texas	L	8-3	
Houston	W	5-4	
Texas	L	9-1	

1988 SWC Tournament (0-2)

George Cole Field • Fayetteville, Ark.			
Texas A&M	L	4-3	
Texas	L	7-1	

1987 SWC Tournament (2-2)

Disch-Falk Field • Austin, Texas			
Texas A&M	W	4-3	
Texas	L	10-3	
Houston	W	14-9	
Texas	L	3-2	

1986 SWC Tournament (0-1)

Olsen Field • College Station, Texas			
Texas A&M	L	4-0	

1985 SWC Tournament (3-0)

George Cole Field • Fayetteville, Ark.			
Baylor	W	6-4	
Texas	W	9-5	
Texas	W	10-6	

1984 SWC Tournament (0-2)

Disch-Falk Field • Austin, Texas			
Texas	L	8-1	
Rice	L	8-1	

1983 SWC Tournament (3-2)

Disch-Falk Field • Austin, Texas			
Houston	W	4-3	
Texas	L	9-2	
Houston	W	9-7	
Texas	W	5-4	
Texas	L	14-0	

1982 SWC Tournament (1-2)

Olsen Field • College Station, Texas			
Houston	W	9-6	
Texas	L	8-0	
Houston	L	9-8	

1981 SWC Tournament (2-2)

Disch-Falk Field • Austin, Texas			
Houston	L	7-2	
Rice	W	5-4	
Houston	W	9-3	
Texas	L	11-1	

1980 SWC Tournament (3-2)

Olsen Field • College Station, Texas			
Texas A&M	W	19-10	
Texas	L	6-4	
Texas Tech	W	6-5	
Texas	W	8-7	
Texas	L	9-4	

1979 SWC Tournament (2-2)

Disch-Falk Field • Austin, Texas			
Baylor	W	6-1	
Texas	L	6-2	
Texas A&M	W	6-2	
Texas	L	12-6	

1978 SWC Tournament (0-2)


Disch-Falk Field • Austin, Texas			
Baylor	L	1-0	
Texas A&M	L	5-0	

1977 SWC Tournament (0-2)

Disch-Falk Field • Austin, Texas			
Texas A&M	L	5-2	
Texas	L	8-1	




ALL-AMERICANS (31) ||



Tim Lollar
P/DH - 1978




Ronn Reynolds
C - 1979




Steve Krueger
LHP - 1980




Kevin McReynolds
OF - 1980, 81



Jeff King
3B - 1985, 86




Mike Loggins
OF - 1985




Ralph Kraus
OF - 1986




Andy Skeels
C - 1987




Troy Eklund
OF - 1989



Greg D'Alexander
3B - 1990




Phillip Stidham
RHP - 1990, 91



Kenderick Moore
2B - 1996




Ryan Lundquist
OF - 1997



David Walling
RHP - 1998, 99




Charlie Isaacson
RHP - 1999



Nick Schmidt
LHP - 2006, 07



Jess Todd
RHP - 2007



Zack Cox
INF - 2010



Brett Eibner
OF/RHP - 2010




Matt Reynolds
INF - 2012




Ryne Stanek
RHP - 2013



Andrew Benintendi
OF - 2015



Blaine Knight
RHP - 2018



Carson Shaddy
INF - 2018




Isaiah Campbell
RHP - 2019



Matt Cronin
RHP - 2019



Jack Kenley
INF - 2019



Heston Kjerstad
OF - 2020



Christian Franklin
OF - 2021




Kevin Kopps
RHP - 2021




Patrick Wicklander
LHP - 2021


FRESHMAN ALL-AMERICANS (24)



Jeff King
3B - 1984



Phillip Stidham
RHP - 1989



Matt Carnes
RHP - 1995



Matt Erickson
3B - 1995



Brian Kirby
OF - 1998



Charlie Isaacson
RHP - 1999



Jake Dugger
OF - 2004



Danny Hamblin
DH - 2004



Nick Schmidt
LHP - 2005



Shaun Seibert
RHP - 2005



James Ewing
2B - 2006



Brett Eibner
OF/RHP - 2008



Zack Cox
3B - 2009



Barrett Astin
RHP - 2011




Dominic Ficociello
INF - 2011



Nolan Sanburn
RHP - 2011



Tyler Spoon
OF - 2013



Keaton McKinney
RHP - 2015



Dominic Fletcher
CF - 2017



Heston Kjerstad
OF - 2018




Casey Martin
INF - 2018




Connor Noland
RHP - 2019




Robert Moore
INF - 2020, 2021




Cayden Wallace
OF - 2021




Allen Williams
INF - 1992 (2nd)
1994 (2nd)




Ty Bilderback
OF - 1995 (1st)




Kit Pellow
DH - 1995 (1st)




Matt Carnes
RHP - 1996 (2nd),
1997 (2nd)



Matt Erickson
3B - 1996 (2nd)
1997 (1st)




Kenderick Moore
2B - 1996 (1st)



Jeremy Jackson
OF - 1997 (1st)




Ryan Lundquist
OF - 1997 (1st),
1998 (2nd)



David Walling
RHP - 1998 (1st),
1999 (2nd)



Charlie Isaacson
RHP - 1999 (1st)



Rodney Nye
3B - 1999 (2nd)



Ryan Fox
OF - 2003 (1st)



Scott Hode
SS - 2004 (2nd)




Clint Arnold
OF - 2005 (Fr.)



Nick Schmidt
LHP - 2005 (Fr.),
2006 (1st), 2007 (1st)



Jake Dugger
OF - 2006 (2nd)



Dallas Keuchel
LHP - 2007 (Fr.)



Jess Todd
RHP - 2007 (1st)



Logan Forsythe
3B - 2008 (1st)



Zack Cox
INF - 2010 (1st)



Brett Eibner
OF/RHP - 2010 (2nd)



Drew Smyly
LHP - 2010 (2nd)



DJ Baxendale
RHP - 2011 (2nd)



Dominic Ficociello
INF - 2011 (Fr., Def.),
2012 (Def.)



Bo Bigham
INF - 2012 (2nd)



Matt Reynolds
INF - 2012 (1st)



Brian Anderson
OF - 2013 (2nd)



Ryne Stanek
RHP - 2013 (1st)



Andrew Benintendi
OF - 2014 (Fr.),
2015 (1st)




Eric Fisher
1B - 2014 (2nd, Def.)



Jake Wise
C - 2014 (Def.)



Zach Jackson
RHP - 2015 (1st)



Keaton McKinney
RHP - 2015 (Fr.)



Bobby Wernes
3B - 2015 (Def.)



Jax Biggers
SS - 2017 (2nd)




Dominic Fletcher
CF - 2017 (Fr.),
2018 (Def.),
2019 (2nd, Def.)



Grant Koch
C - 2017 (1st),
2018 (Def.)



Eric Cole
OF - 2018 (2nd)



Heston Kjerstad
OF - 2018 (2nd, Fr.),
2019 (2nd)



Blaine Knight
RHP - 2018 (2nd)



Casey Martin
INF - 2018 (2nd, Fr.),
2019 (2nd)



Carson Shaddy
INF - 2018 (1st)



Matt Cronin
RP - 2019 (2nd)



Trevor Ezell
1B - 2019 (2nd, Def.)



Christian Franklin
OF - 2019 (Fr.),
2021 (2nd, Def.)



Matt Goodheart
DH/UT - 2019 (2nd),
2021 (1st)



Connor Noland
SP - 2019 (Fr.)




Patrick Wicklander
SP - 2019 (Fr.),
2021 (2nd)



Kevin Kopps
RP - 2021 (1st, Def.)



Robert Moore
2B - 2021 (1st, Def., New.)



Peyton Palette
P - 2021 (Newcomer)



Cayden Wallace
OF - 2021 (Fr.)

All-SWC Selections

Player, Pos.	Year(s)
Marc Brumble, OF	1977
Kevin Campbell, RHP	1984
Bubba Carpenter, 1B/OF	1989-91
Charlie Corbell, RHP	1982
Greg D'Alexander, 3B	1989-90
Billy Dees, 1B	1982-83
Tim Deitz, RHP	1985
Bobby Edwards, RHP	1987-88
Troy Eklund, OF	1988-89
Fred Farwell, RHP	1985
Tony Gilmore, C	1990
Jeff Hemm, C	1978
John Hennell, 1B	1981
Mark Johnson, OF	1990-91
Jeff King, 3B	1985-86
Ralph Kraus, OF	1986
Steve Krueger, LHP	1979-80
Mike Loggins, OF	1984-85
Tim Lollar, LHP/DH	1978
Scott Loseke, OF	1983
Kevin McReynolds, OF	1980-81
Bill Montgomery, OF	1976
Mike Oquist, RHP	1989
Tom Pagnozzi, C	1983
Steve Parker, RHP	1986
Dave Patterson, 1B	1986
Tim Peters, RHP	1987
Kirk Piskor, C/OF	1991
Scott Pose, OF	1989
Johnny Ray, 2B	1978-79
Ronn Reynolds, C	1979
Norm Roberts, OF	1983, 85

Kenny Rogers, 3B	1981
Andy Skeels, C	1987
Phillip Stidham, RHP	1989-91
Mark Swope, RHP	1989-90
Scott Tabor, RHP	1981-82
Tim Thomas, 2B	1990
Dave Van Horn, 2B	1982
Ed Wallace, 1B	1979
Larry Wallace, SS	1979
Doyle Wilson, C	1986

SWC All-Tournament Selections

Player, Pos.	Year(s)
Marc Brumble, OF	1979
Bubba Carpenter, 1B	1990
Don Carter, OF	1981
Randell Carter, 2B	1980
Charlie Corbell, P	1983
Tim Deitz, P	1985
Fred Farwell, P	1985
Jeff Hemm, C	1977
John Hennell, 1B	1979-81
Jeff Houck, OF	1990
Jeff King, 3B	1984, 1985
Ralph Kraus, OF	1986
Mike Loggins, OF	1985
Scott Loseke, OF	1982, 1983
Kevin McReynolds, OF	1980 (MVP)
Dave Patterson, 1B	1985 (MVP)
Kirk Piskor, OF	1990
Johnny Ray, 2B	1979
Ronn Reynolds, C	1979, 1980
Norm Roberts, OF	1983, 1985
Mike Robinson, OF	1982

Kenny Rogers, 3B	1981
Andy Skeels, C	1987
Scott Tabor, P	1979
Reggie Thomas, DH/OF	1980, 1981
Dave Van Horn, 2B	1982
Reggie Thomas, DH/OF	1980, 1981
Dave Van Horn, 2B	1982
Larry Wallace, SS	1979
Doyle Wilson, C	1985


SEC All-Tournament Selections

Player, Pos.	Year(s)
Jalen Battles, SS	2021 (MVP)
Bo Bigham, 2B	2009
Luke Bonfield, OF/DH	2017
Mark Burnett, 2B	1999
Brent Caldwell, C	1998
Matt Carnes, RHP	1995
Cody Clark, C	2002
Casey Coon, OF	2007
Zack Cox, 3B	2009
Jake Dugger, OF	2004
Scott Epps, C	1992
Matt Goodheart, DH/UT	2019
Danny Hamblin, 1B	2007
Joe Jester, SS	1998, 1999
Kevin Kopps, RHP	2021
Casey Martin, 3B	2018
James McCann, C	2011
Kenderick Moore, 1B/OF	1994, 99
Kacey Murphy, LHP	2017
Rodney Nye, 1B	1998, 1999 (MVP)
Nick Pitts, OF	2003
Kyle Robinson, OF	2011

Nick Schmidt, LHP	2007
David Skeels, C	1995
Chad Spanberger, 1B	2017 (MVP)
Tyler Spoon, OF	2013
Ryne Stanek, RHP	2013
Jess Todd, RHP	2007
Ben Tschepikow, SS	2009
Matt Vinson, OF	2013
Jack Welsh, OF	1998

CWS All-Tournament Selections

Player, Pos.	Year(s)
Marc Brumble, OF	1979
Dominic Fletcher, CF	2018
Jared Gates, 1B	2018
Jeff King, 3B	1985
Heston Kjerstad, LF	2018
Blaine Knight, RHP	2018
Ralph Kraus, OF	1985
Steve Krueger, LHP	1979
Casey Martin, 3B	2018
Kevin McReynolds, OF	1979
Larry Wallace, SS	1979



Outfielder Kevin McReynolds earned the distinction as one of the greatest Razorbacks of all time after his three years in Fayetteville. McReynolds was named an All-American and All-SWC player in 1980 and 1981. He was a member of Arkansas' first College World Series team in 1979 and went on to have a productive MLB career, playing 12 seasons combined between the San Diego Padres, New York Mets and Kansas City Royals.

ANDREW BENINTENDI

2015 GOLDEN SPIKES AWARD WINNER

2015 DICK HOWSER TROPHY WINNER

2015 SEC PLAYER OF THE YEAR

2015 SEC MALE ATHLETE OF THE YEAR


BATTING AVERAGE: .376

ON-BASE PERCENTAGE: .488


SLUGGING PERCENTAGE: .717

HOME RUNS: 20

RUNS BATTED IN: 57



USA
BASEBALL



CHARACTER

The Dick Howser Trophy™

Awarded to America's Outstanding Collegiate Baseball Player
Selected by the National Collegiate Baseball Writers Association
Founded by the St. Petersburg Area Chamber of Commerce® - 1987

KEVIN KOPPS

2021 GOLDEN SPIKES AWARD WINNER

2021 DICK HOWSER TROPHY WINNER

2021 SEC PITCHER OF THE YEAR

2021 NCBWA STOPPER OF THE YEAR

12-1 WITH 11 SAVES IN 89.2 INNINGS

SCHOOL RECORD 0.90 ERA

131 STRIKEOUTS



A || MLB DRAFT (243)

Key: Players selected in the June first-year player draft unless otherwise noted. Following the 1987 season there has only been one draft (June Draft). The first MLB Draft was held in 1965. Prior to 1965, players just signed professional contracts once their collegiate careers were over.

\$ - Selected in January draft

% - Selected in June secondary draft

* - Played or plays in the Major Leagues

^ - Returned to school

First-Round Razorbacks

Year	Player	Team	Rd (Pick)
1981	Kevin McReynolds, OF	Padres	1st (6)
1986	Jeff King, SS/3B	Pirates	1st (1)
1999	David Walling, RHP	Yankees	1st (27)
2007	Nick Schmidt, LHP	Padres	1st (23)
2008	Logan Forsythe, 3B	Padres	1st (46)
2010	Zack Cox, 3B	Cardinals	1st (25)
2013	Ryne Stanek, RHP	Rays	1st (29)
2015	Andrew Benintendi, OF	Red Sox	1st (7)
2020	Heston Kjerstad, OF	Orioles	1st (2)

1965 (1)

Bill Gray, OF	Twins	37th (665)
---------------	-------	------------

1973 (4)

Keith Cochran, 2B	Cardinals	33rd (683)
Thurman Smith, OF	Cardinals	45th (733)
Tommy Neal, OF	Cardinals	47th (737)
Stephen Ballard, 1B	Cardinals	48th (739)

1975 (1)

Richard Miller, P	Astros	15th (350)
-------------------	--------	------------

1976 (1)

Byron Ormsby, SS	Red Sox	16th (382)
------------------	---------	------------

1977 (1)

Tim Lollar, LHP**	Indians	5th (115)
-------------------	---------	-----------

1978 (3)

Tim Lollar, LHP*	Yankees	4th (104)
Arvis Harper, OF	Astros	14th (349)
Bill Bakewell, RHP^	Reds	28th (657)

1979 (2)

Ronn Reynolds, C**	White Sox	5th (109)
Johnny Ray, 2B*	Astros	12th (294)

1980 (5)

Steve Krueger, LHP	Mariners	4th (84)
Ronn Reynolds, C*	Mets	5th (105)
John Hennell, 1B^	Mets	15th (365)
Randall Carter, 2B	Rangers	19th (482)
Todd Zacher, 3B^	Dodgers	28th (684)

1981 (7)

Kevin McReynolds, OF*	Padres	1st (6)
Reggie Thomas, OF	Tigers	8th (197)
Scott Tabor, RHP^	Braves	12th (296)
Don Carter, OF	Expos	12th (302)
John Hennell, 1B	Padres	13th (316)
Todd Zacher, 3B	Giants	23rd (579)
Ed Vidmar, P	White Sox	32nd (770)

1982 (5)

Chris Shaddy, SS	Blue Jays	8th (186)
Dave Van Horn, 2B	Braves	10th (245)
Scott Tabor, RHP	Tigers	11th (282)
Ed Myers, RHP	Athletics	12th (313)
Scott Glanz, P	Angels	13th (321)

1983 (5)

Mike Robinson, OF	Cardinals	5th (130)
Tom Pagnozzi, C*	Cardinals	8th (208)
Scott Loseke, OF	Reds	11th (264)
Charlie Corbell, RHP	Giants	21st (534)
Bobby Joe Edmonds, OF%	Cardinals	3rd (55)

1984 (4)

Brett Harrison, SS	Cardinals	4th (87)
Jim Ward, 2B	Dodgers	5th (129)
Mark Berry, C	Reds	6th (137)
Derrick Richardson, 3B%^	Cubs	2nd (39)

1985 (10)

Mike Loggins, OF	Royals	3rd (71)
Ellis Roby, 2B	Braves	5th (120)
Tim Deitz, RHP	Reds	6th (136)
Mark Jackson, INF/OF	Cardinals	8th (202)
Norm Roberts, OF	Orioles	8th (203)
Fred Farwell, LHP	Dodgers	10th (246)
Gary Murphy, RHP	Astros	14th (352)
Gary Curtis, SS	Reds	20th (500)
Derrick Richardson, INF	Phillies	21st (538)
Howard Hilton, RHP*	Cardinals	22nd (566)

1986 (7)

Jeff King, SS/3B*	Pirates	1st (1)
Kevin Campbell, RHP*	Dodgers	5th (120)
Doyle Wilson, C	Indians	10th (239)
Ralph Kraus, OF	Yankees	10th (262)
Steve Parker, LHP	Cubs	12th (298)
Dave Patterson, 1B	Giants	14th (344)
Bob Chadwick, P%	Brewers	6th (92)

1987 (8)

Andy Skeels, C	Padres	7th (172)
Jim Kremers, 3B/OF**	Reds	8th (206)
Keith Helton, LHP	Mariners	14th (344)
Spencer Wilkinson, RHP	Rangers	14th (362)
Ray Harris, LHP^	Angels	14th (368)
Tim Sherrill, LHP*	Cardinals	18th (461)
Mike Sisco, SS	Mariners	20th (500)
John Cebuhar, LHP^	Reds	22nd (569)

1988 (4)

Jim Kremers, C*	Braves	2nd (33)
John Cebuhar, LHP	Cardinals	14th (366)
Ray Harris, LHP	Athletics	22nd (567)
Troy Eklund, OF^	Indians	35th (891)

1989 (7)

Cole Hyson, RHP	Astros	9th (228)
Mike Oquist, RHP*	Orioles	13th (321)
Troy Eklund, OF	Rangers	25th (637)
Dennis Fletcher, P	Cardinals	28th (716)
Greg D'Alexander, 3B/C^	Orioles	31st (789)
Scott Pose, OF*	Reds	34th (885)
Rod Stillwell, SS	Royals	60th (1,417)

1990 (3)

Tony Gilmore, C	Astros	8th (218)
Phil Stidham, RHP**	Braves	11th (282)
Mark Swope, RHP	Twins	11th (293)

1991 (4)

Doug Bennett, RHP	Dodgers	5th (144)
Phil Stidham, RHP*	Tigers	15th (401)
Mark Johnson, OF	Royals	17th (445)
Brian Dennison, LHP	Brewers	23rd (599)

1992 (1)

Allen Williams, 3B	Red Sox	46th (1,290)
--------------------	---------	--------------

1993 (3)

Tom Czanstowski, RHP	Astros	26th (728)
Ryan Whitaker, RHP	Athletics	27th (769)
Kortney Paul, C^	Cardinals	48th (1,332)

1994 (4)

Bob Hughes, OF	Expos	18th (504)
Doyle Preston, 3B/1B	Reds	35th (968)
Scott Cunningham, RHP	Cardinals	37th (1,034)
Todd Abbott, RHP^	Indians	38th (1,053)

1995 (6)

Jeff Parsons, SS	Mets	5th (133)
Alan Mahaffey, LHP	Twins	16th (436)
Tim Mosley, RHP	Cubs	27th (756)
Ty Bilderback, OF	Angels	31st (844)
Chris Clark, OF^	Tigers	35th (966)
Todd Abbott, RHP	Athletics	44th (1,212)

1996 (4)

Jason Stephens, RHP	Angels	9th (265)
Kit Pellow, OF*	Royals	22nd (649)
Richie Nye, RHP	Twins	23rd (667)
Barry Lunney Jr., LHP^	Twins	45th (1,316)

1997 (6)

Matt Carnes, RHP	Twins	7th (213)
Matt Erickson, 3B*	Marlins	7th (216)
Jeremy Jackson, OF	Rockies	8th (252)
Chris Clark, OF	Marlins	34th (1,026)
Dan Wright, RHP**	Braves	46th (1,359)
Jason McConnell, 2B	Twins	48th (1,384)

1998 (2)

Ryan Lundquist, OF^	Twins	10th (289)
Eric Hinske, 3B*	Cubs	17th (496)



Jeff King was selected with the No. 1 overall pick of the 1986 MLB Draft by the Pittsburgh Pirates, going on to play 11 seasons with the Pirates and Kansas City Royals. He is one of nine Razorbacks to be drafted in the first round.

1999 (7)

David Walling, RHP	Yankees	1st (27)
Dan Wright, RHP*	White Sox	2nd (64)
Rodney Nye, 3B	Mets	7th (226)
Joe Jester, INF	Giants	7th (228)
Ryan Lundquist, OF	Reds	8th (248)
Kevin Vent, RHP	Giants	8th (258)
Mark Burnett, 2B	Reds	20th (608)

2000 (3)

Cliff Lee, LHP*	Expos	4th (104)
Matt Riethmaier, RHP	Phillies	5th (145)
Brad Bohannon, RHP	White Sox	28th (832)

2001 (3)

Wes McCrotty, LHP	Marlins	23rd (692)
Brian Kirby, C	Indians	31st (937)
Charlie Isaacson, RHP^	Cubs	34th (1,008)

2002 (2)

Charlie Isaacson, RHP	Yankees	29th (876)
Gary Hogan, RHP	Rangers	32nd (952)

2003 (4)

Scott Roehl, RHP	Indians	10th (288)
Andrew Wishy, OF	Rangers	12th (346)
Jarrett Gardner, RHP	Red Sox	19th (564)
Ryan Fox, OF	Rockies	21st (617)

2004 (5)

Jay Sawatski, LHP	Twins	8th (241)
Brady Toops, C	Cardinals	10th (300)
Haas Pratt, 1B	Athletics	30th (907)
Clint Brannon, LHP	Rangers	34th (1,011)
Adam Burton, C	Cardinals	38th (1,140)

2005 (3)

Scott Bridges	Giants	8th (278)
Scott Hode, SS	Cubs	24th (730)
Casey Rowlett, OF/INF	Cardinals	32nd (980)

2006 (5)

Danny Hamblin, 1B^	Athletics	9th (278)
Craig Gentry, OF*	Rangers	10th (298)
Blake Parker, C*	Cubs	16th (479)
Devin Collis, LHP	Rockies	26th (768)
Daryl Maday, RHP	Giants	30th (896)

2007 (9)

Nick Schmidt, LHP	Padres	1st (23)
Duke Welker, RHP*	Pirates	2nd (68)
Jess Todd, RHP*	Cardinals	2nd (82)
Danny Hamblin, 1B/3B	Athletics	10th (330)
Chris Rhoads, RHP	Phillies	28th (863)
Brian Walker, C	Angels	29th (898)
Jacob Julius, OF	Orioles	33rd (997)
Jake Dugger, OF	Nationals	49th (1,417)
Matt Willard, SS	Indians	49th (1,423)

2008 (4)

Logan Forsythe, 3B*	Padres	1st (46)
Cliff Springston, LHP	Rangers	11th (333)
Jeff Nutt, C	Yankees	25th (770)
Aaron Murphree, OF	Padres	27th (825)

2009 (6)

Dallas Keuchel, LHP*	Astros	7th (221)
Stephen Richards, LHP	Marlins	8th (248)
Scott Lyons, INF	Royals	15th (452)
Ben Tschepikow, INF	Royals	17th (512)
Mike Bolsinger, RHP^	Athletics	33rd (993)
Ryan Cisterna, C	Angels	34th (1,041)

2010 (8)

Zack Cox, 3B	Cardinals	1st (25)
Brett Eibner, CF*	Royals	2nd (54)
Drew Smyly, LHP*	Tigers	2nd (68)
Andy Wilkins, 1B*	White Sox	5th (158)
Mike Bolsinger, RHP*	Diamondbacks	15th (451)
Collin Kuhn, LF^	Tigers	15th (463)
Jordan Pratt, RHP	Tigers	16th (493)
Jeremy Heatley, RHP	Marlins	22nd (677)



Heston Kjerstad was taken with the No. 2 overall pick of the 2020 MLB Draft by the Baltimore Orioles, becoming the second-highest draft selection in Razorback history.

2011 (6)

James McCann, C*	Tigers	2nd (76)
Collin Kuhn, OF	White Sox	17th (531)
Trent Daniel, LHP^	Tigers	23rd (707)
Kyle Robinson, OF	White Sox	28th (861)
Jarrod McKinney, OF	Astros	31st (940)
Geoffrey Davenport, LHP	Indians	43rd (1,298)

2012 (8)

Matt Reynolds, INF*	Mets	2nd (71)
Nolan Sanburn, RHP	Athletics	2nd (74)
DJ Baxendale, RHP	Twins	10th (310)
Tim Carver, INF	Phillies	19th (608)
Sam Bates, OF	Royals	28th (893)
Randall Fant, LHP^	Indians	29th (893)
Derrick Bleeker, OF/RHP	Orioles	37th (1,122)
Jacob Morris, OF^	Indians	37th (1,133)

2013 (11)

Ryne Stanek, RHP*	Rays	1st (29)
Colby Suggs, RHP	Marlins	2nd (73)
Barrett Astin, RHP*	Brewers	3rd (90)
Dominic Ficociello, INF	Tigers	12th (366)
Trent Daniel, LHP	Rockies	17th (499)
Brandon Moore, RHP	Brewers	17th (512)
Jacob Morris, OF	White Sox	24th (723)
Tyler Wright, LHP	Mariners	26th (777)
Randall Fant, LHP	Astros	29th (857)
Eric Fisher, INF^	Marlins	30th (892)
Matt Vinson, OF	Diamondbacks	37th (1,110)

2014 (6)

Brian Anderson, INF*	Marlins	3rd (76)
Chris Oliver, RHP	Phillies	4th (112)
Jalen Beeks, LHP*	Red Sox	12th (314)
Michael Gunn, RHP	Red Sox	16th (494)
Eric Fisher, 1B	Marlins	17th (497)
Tyler Spoon, OF^	Athletics	36th (1,092)

2015 (4)

Andrew Benintendi, OF*	Red Sox	1st (7)
Trey Killian, RHP	Rockies	9th (257)
Bobby Wernes, INF	Astros	30th (889)
Tyler Spoon, OF	Red Sox	35th (1,041)

2016 (6)

Zach Jackson, RHP	Blue Jays	3rd (102)
Clark Eagan, OF	Pirates	9th (285)
Dominic Taccolini, RHP^	Blue Jays	16th (492)
Michael Bernal, SS	Giants	29th (876)

Doug Willey, RHP	Angels	32nd (966)
James Teague, RHP	Orioles	37th (1,111)

2017 (6)

Trevor Stephan, RHP*	Yankees	3rd (92)
Chad Spanberger, INF	Rockies	6th (176)
Cannon Chadwick, RHP	Mets	9th (277)
Dominic Taccolini, RHP	Padres	10th (288)
Blaine Knight, RHP^	Rangers	29th (884)
Josh Alberio, RHP	Marlins	36th (1,079)

2018 (11)

Blaine Knight, RHP	Orioles	3rd (87)
Eric Cole, OF	Royals	4th (122)
Grant Koch, C	Pirates	5th (144)
Jax Biggers, INF	Rangers	8th (239)
Carson Shaddy, INF	Nationals	10th (311)
Kacey Murphy, LHP	Tigers	11th (315)
Evan Lee, LHP	Nationals	15th (461)
Barrett Loseke, RHP	Yankees	17th (517)
Jake Reindl, RHP	Cubs	17th (518)
Isaiah Campbell, RHP^	Angels	24th (721)
Zack Plunkett, C^	Diamondbacks	37th (1,119)

2019 (7)

Dominic Fletcher, OF	Diamondbacks	CBB (75)
Isaiah Campbell, RHP	Mariners	CBB (76)
Matt Cronin, RHP	Nationals	4th (123)
Jack Kenley, INF	Tigers	8th (232)
Jacob Kostyshock, RHP	Rockies	8th (249)
Cody Scroggins, RHP	Red Sox	9th (287)
Zack Plunkett, RHP	Dodgers	20th (611)

2020 (2)

Heston Kjerstad, OF	Orioles	1st (2)
Casey Martin, INF	Phillies	3rd (87)

2021 (9)

Kevin Kopps, RHP	Padres	3rd (99)
Christian Franklin, OF	Cubs	4th (123)
Ryan Costeiu, RHP	Angels	7th (201)
Casey Opitz, C	Cubs	8th (244)
Patrick Wicklander, LHP	Rays	8th (251)
Lael Lockhart, LHP	Dodgers	9th (282)
Caden Monke, LHP	Royals	14th (409)
Elijah Trest, RHP^	Rockies	19th (560)
Charlie Welch, C	Mariners	19th (564)

60

Former Arkansas players have made an appearance in Major League Baseball, starting with Chuck Tompkins in 1912.

DRAFT STREAK

Arkansas has had at least one player selected in each of the past 46 MLB drafts, dating back to 1975. In the 2018 MLB Draft, Arkansas tied the school record with 11 players selected, marking the third time (1985 & 2013) it has had double-figure players taken in a single draft.

SMYLY WINS WORLD SERIES WITH ATLANTA

Little Rock, Ark., native and former Razorback pitcher Drew Smyly became a World Series champion with the Atlanta Braves in 2021. Smyly is the fifth former Razorback to win a World Series title, joining Dick Hughes (1967 - St. Louis), Eric Hinske (2007 - Boston; 2009 - New York Yankees), Dallas Keuchel (2017 - Houston) and Andrew Benintendi (2018 - Boston).

STEPHAN MAKES MAJOR LEAGUE DEBUT

Pitcher Trevor Stephan became the 60th former Razorback to make his MLB debut when he pitched one scoreless inning with two strikeouts in relief for the Cleveland Indians against the Detroit Tigers on April 3, 2021. Stephan finished his rookie campaign with a 3-1 record and a 4.41 ERA in 63.1 innings of work out of the bullpen.

BEST OF THE BEST

Kevin McReynolds leads all #ProHogs with 211 career home runs, while Johnny Ray owns a career-best 1,502 hits. 2008 American League Cy Young Award winner Cliff Lee holds nearly every pitching record, including 143 wins and 1,824 strikeouts in 2,156.2 innings.

#PROHOGS AT THE PLATE

Name	Yrs	From	To	ASG	G	PA	AB	R	H	2B	3B	HR	RBI	SB	CS	BB	SO	BA	OBP	SLG	OPS	Yrs at Ark
Brian Anderson	5	2017	2021	0	433	1778	1566	206	412	90	7	49	205	12	5	164	402	.263	.347	.423	.770	2012-14
Andrew Benintendi	6	2016	2021	0	619	2642	2330	342	638	146	15	68	333	61	22	257	497	.274	.347	.437	.784	2014-15
Bud Bloomfield	2	1963	1964	0	8	7	7	1	1	0	0	0	0	0	0	0	0	.143	.143	.143	.286	1955-56
Bubba Carpenter	1	2000	2000	0	15	31	27	4	6	0	0	3	5	0	0	4	13	.222	.323	.556	.878	1988-91
Cody Clark	1	2013	2013	0	16	40	38	1	4	1	0	0	0	0	0	1	15	.105	.128	.132	.260	2001-02
Chuck Corgan	2	1925	1927	0	33	113	104	7	23	2	1	0	1	0	0	7	13	.221	.270	.260	.530	1922-25
Al Cypert (Boyd)	1	1914	1914	0	1	1	1	0	0	0	0	0	0	0	0	0	1	.000	.000	.000	.000	1912
Brett Eibner	2	2016	2017	0	87	244	220	24	42	10	1	8	28	0	2	21	67	.191	.263	.355	.618	2008-10
Babe Ellison	5	1916	1920	0	135	395	348	32	75	13	4	1	39	9	1	30	55	.216	.282	.284	.566	1914-16
Matt Erickson	1	2004	2004	0	4	6	6	0	1	0	0	0	0	0	0	0	1	.167	.167	.167	.333	1995-97
Logan Forsythe	10	2011	2020	0	970	3540	3120	389	762	150	13	71	307	42	16	343	757	.244	.326	.369	.695	2006-08
Craig Gentry	10	2009	2018	0	601	1402	1242	180	325	47	14	7	104	94	20	102	250	.262	.339	.339	.672	2005-06
Eric Hinske	12	2002	2013	0	1387	4310	3797	549	947	240	18	137	522	61	21	452	949	.249	.332	.430	.762	1996-98
Randy Jackson	10	1950	1959	2	955	3549	3203	412	835	115	44	103	415	36	16	281	382	.261	.320	.421	.741	1944
Skeeter Kell	1	1952	1952	0	75	236	213	24	47	8	3	0	17	5	1	14	18	.221	.275	.286	.561	1948-51
Jeff King	11	1989	1999	0	1201	4812	4262	600	1091	222	18	154	709	75	32	442	584	.256	.324	.425	.749	1984-86
Jimmy Kremers	1	1990	1990	0	29	79	73	7	8	1	1	1	2	0	0	6	27	.110	.177	.192	.369	1985-88
James McCann	8	2014	2021	1	722	2657	2447	246	603	99	10	75	298	8	9	161	688	.246	.299	.387	.686	2009-11
Kevin McReynolds	12	1983	1994	0	1502	6039	5423	727	1439	284	35	211	807	93	32	522	707	.265	.328	.447	.775	1979-81
Tom Pagnozzi	12	1987	1998	1	927	3142	2896	247	733	153	11	44	320	18	21	189	450	.253	.299	.359	.658	1983
Kit Pellow	3	2002	2004	0	99	227	202	27	52	9	2	4	19	2	1	17	68	.257	.335	.381	.716	1995-96
Scott Pose	4	1993	2000	0	202	353	313	52	75	7	1	0	21	9	6	38	50	.240	.321	.268	.589	1987-89
Johnny Ray	10	1981	1990	1	1353	5664	5188	604	1502	294	36	53	594	80	49	353	329	.290	.333	.391	.724	1978-79
Matt Reynolds	4	2016	2020	0	130	251	226	25	48	9	2	4	19	0	2	19	82	.212	.282	.323	.605	2010-12
Ronn Reynolds	6	1982	1990	0	143	381	356	22	67	12	0	4	21	0	1	18	96	.188	.228	.256	.483	1979-80
John Vann	1	1913	1913	0	1	1	1	0	0	0	0	0	0	0	0	0	1	.000	.000	.000	.000	1910
Andy Wilkins	2	2014	2016	0	43	72	67	5	9	3	0	1	5	1	0	5	32	.134	.194	.224	.418	2008-10
Roy Wood	3	1913	1915	0	119	362	333	33	77	12	4	1	20	7	11	16	47	.231	.285	.300	.585	1912-13

#PROHOGS ON THE MOUND

Name	Yrs	From	To	ASG	W	L	W-L%	ERA	G	GS	GF	CG	SHO	SV	IP	H	R	ER	HR	BB	IBB	SO	HBP	BK	WP	BF	Yrs at Ark
Darrel Akerfelds	5	1986	1991	0	9	10	.474	5.08	125	13	33	1	0	3	233.2	216	146	132	36	127	16	129	13	1	21	1047	1981-82
Barrett Astin	1	2017	2017	0	0	0	--	6.75	6	0	1	0	0	0	8.0	9	6	6	2	7	0	2	2	0	0	41	2011-13
Jalen Beeks	3	2018	2020	0	12	5	.706	4.54	59	4	8	0	0	2	174.1	188	96	88	19	68	1	157	12	0	5	768	2013-14
Sid Benton	1	1922	1922	0	0	0	--	--	1	0	0	0	0	0	0.0	0	0	0	0	0	0	0	0	0	0	2	1912
Mike Bolsinger	4	2014	2017	0	8	19	.296	4.92	48	41	2	0	0	0	230.2	251	138	126	34	98	5	210	6	2	9	1022	2008-10
Kevin Campbell	5	1991	1995	0	4	3	.571	4.55	77	5	18	0	0	1	138.1	127	72	70	11	80	4	83	3	0	5	604	1984-86
Brett Eibner	1	2020	2020	0	0	0	--	13.50	3	0	2	0	0	0	3.1	7	7	5	2	4	1	4	0	0	1	21	2008-10
Gerald Hannahs	4	1976	1979	0	3	7	.300	5.07	16	12	2	0	0	1	71.0	76	51	40	11	42	1	42	0	0	7	326	1971-74
Howard Hilton	1	1990	1990	0	0	0	--	0.00	2	0	1	0	0	0	3.0	2	0	0	0	3	0	2	0	0	0	14	1984-85
Dick Hughes	3	1966	1968	0	20	9	.690	2.79	68	34	17	13	4	8	307.0	221	101	95	29	76	12	230	7	2	8	1205	1957-58
Lefty Jamerson	1	1924	1924	0	0	0	--	18.00	1	0	1	0	0	0	1.0	1	2	2	0	3	--	0	0	0	0	7	1919-21
Dallas Keuchel	10	2012	2021	2	99	82	.547	3.77	254	243	2	12	4	0	1527.1	1500	691	640	158	458	9	1173	37	0	55	6401	2007-09
Les Lancaster	7	1987	1993	0	41	28	.594	4.05	323	39	110	3	1	22	703.2	715	345	317	60	261	45	408	11	14	28	3032	1982-84
Cliff Lee	13	2002	2014	4	143	91	.611	3.52	328	324	1	29	12	0	2156.2	2116	923	843	223	464	12	1824	50	2	41	8917	2000
Dixie Leverett	5	1922	1929	0	29	34	.460	4.51	122	77	30	33	4	7	637.0	725	374	319	25	221		193	17	5	11	2838	1914
Tim Lollar	7	1980	1986	0	47	52	.475	4.27	199	131	20	9	4	4	906.0	841	459	430	93	480	21	600	17	12	47	3941	1977-78
Mike Oquist	7	1993	1999	0	25	31	.446	5.46	133	79	13	1	0	0	555.0	623	348	337	73	243	19	351	21	0	14	2492	1987-89
Blake Parker	9	2012	2021	0	16	11	.593	3.47	350	3	129	0	0	34	345.1	301	144	133	50	113	6	383	13	0	20	1436	2004-06
Robert Person	9	1995	2003	0	51	42	.548	4.64	206	135	26	4	2	9	897.1	813	496	463	129	438	12	773	35	3	39	3896	1988
Pat Rice	1	1991	1991	0	1	1	.500	3.00	7	2	0	0	0	0	21.0	18	10	7	3	10	1	12	1	0	0	91	1984-86
Tim Sherrill	2	1990	1991	0	0	0	--	7.71	18	0	5	0	0	0	18.2	30	18	16	2	6	1	7	2	0	2	92	1986-87
Drew Smyly	8	2012	2021	0	46	39	.541	4.13	217	134	12	1	1	3	837.1	802	416	389	138	266	9	831	11	1	41	3521	2009-10
Ryne Stanek	5	2017	2021	0	5	12	.294	3.84	224	56	42	0	0	3	241.2	189	115	103	36	123	10	293	6	0	20	1023	2011-13
Trevor Stephan	1	2021	2021	0	3	1	.750	4.41	43	0	13	0	0	1	63.1	58	32	31	15	31	1	75	3	0	0	282	2017
Phil Stidham	1	1994	1994	0	0	0	--	24.92	5	0	0	0	0	0	4.1	12	12	12	3	4	1	4	0	0	0	26	1989-91
Jess Todd	2	2009	2010	0	0	1	.000	7.62	25	0	8	0	0	0	28.1	43	24	24	4	12	1	29	0	0	2	139	2007
Chuck Tompkins	1	1912	1912	0	0	0	--	0.00	1	0	1	0	0	0	3.0	5	1	0	0	--	1	0	0	0	0	14	1909-11
Matt Wagner	1	1996	1996	0	3	5	.375	6.86	15	14	0	1	0	0	80.0	91	62	61	15	38	2	41	3	0	0	364	1991-92
Jim E. Walkup	6	1934	1939	0	16	38	.296	6.74	116	53	34	11	1	1	462.1	614	381	346	49	260	--	134	5	1	20	2195	1928-29



Zack Cox earned All-America nods during both of his seasons (2009, 2010) with the Razorbacks.

A

Abbott, Todd	1994, '95
Abbott, Williams Lewis	1970
Abramczyk, John Paul	1959, '60, '61
Achenback, C.H.	1913
Adamiak, Mark	2020
Adams, Blake	2020, '21
Adams, Harold Eugene	1948, '49
Aikman, Bruce Lynn	1951
Akerfelds, Darrel	1981, '82
Alberius, Josh	2014, '15, '16, '17
Alexander, George Baker	1958
Alexander, John	1949
Alexander, Otto	1908
Alexander, Tim	1978
Allen, Joe	1911
Anderson, Brian	2012, '13, '14
Anderson, Pat	1977, '78
Andree, James M.	1972, '73, '74
Arledge, Jake	2016, '17
Arnold, Charles	1965
Arnold, Clint	2005, '06
Asbill, Teddy	1976, '77
Ash, Jeff	1979, '80
Astin, Barrett	2011, '12, '13
Atha, Larry D.	1979, '80, '81
Atkins, Donald	1979, '80, '81
Atkins, Howard Cullin Jr.	1966
Atkins, Kyle	2010, '11
Austell, Tom	1903
Austin, Cole	2020
Ayers, James	1926

B

Baber, Oscar	1910, '11, '12
Backham, David C.	1972, '73
Bailey, Kenneth	1966
Baker, J.P.	1929
Baker, Terry Lee	1967, '68
Bakewell, Bill	1977, '78, '79
Ballard, Keach	1982
Ballard, Stephen D.	1972, '73
Balay, John	1949, '50, '51
Bane, James Harrison	1963, '64
Barksdale, Ronald Douglas	1964, '65
Barr, Brandon	2007
Barton, Larry	1982, '83
Bates, Ethan	2021
Bates, Sam	2011, '12
Battles, Jalen	2021
Baxendale, Blake	2014
Baxendale, DJ	2010, '11, '12
Beckemeyer, Lyle	1992, '93
Beeks, Jalen	2013, '14
Benard, Joe	1905, '06
Benberg, John	1982
Benintendi, Andrew	2014, '15
Bennett, Dick	1925
Bennett, Doug	1989, '90, '91
Bennett, George	1927
Bennett, J.G.	1921, '22
Benninghoff, Jack	2016
Benton, Sid	1912
Bernal, Michael	2014, '15, '16
Berry, Layne	2001, '02
Berry, Mark	1983, '84
Bertotti, Mike	1984
Biggers, Jax	2017, '18
Bigham, Bo	2009, '10, '11, '12
Bigham, Bryan	2009
Bilderback, Ty	1992, '93, '94, '95
Birch, Brent	1990, '91, '92, '93
Birel, William George	1967, '68

Bishop, William E.	1969, '70
Black, Dave	1903
Black, H.	1912
Black, John	1919, '20, '21
Black, Neeley	1905
Blackburn, W.D.	1929
Blackwood, Jerry Don	1968, '69, '70
Blagg, Billy Justin	1950, '52, '53
Blair	1906
Bleeker, Derrick	2010, '12
Block, Dave	1903, '05
Bloomfield, Bud	1955, '56
Blum, Greg	1999, 2000
Bobb, Randy	1987, '88
Boever, David	1988
Bogan, Charles	1954, '55
Bohannon, Brad	1999, 2000
Bohart, G.T.	1905, '06
Bolden, Caleb	2018, '20, '21
Bollman, Brett	2005
Bolsinger, Mike	2008, '09, '10
Bond, Brock	2005
Bone, George Thomas	1955, '56
Bone, Jim	1961, '62, '63
Bonfield, Luke	2015, '16, '17, '18
Bonnin, Bryce	2018
Booker, P.	1903
Bosco, Jimmy	2012
Boyce, Charley	2003, '04, '05, '06
Bowden, William P.	1952, '53, '54
Bowen, Luther	1994, '96
Bradbury, Ralph	1974, '75, '76, '77
Bradford, Hollis	1922
Bradford, James	1976, '77
Bradley, Eugene Alford	1953
Bradley, Keith	1995, '96
Brail, Rick	1991
Brannon, Clint	2000, '03, '04
Brazil, Ernest	1919
Bredden, Bill	1969, '70, '71
Brenton, Gene Thomas	1963, '64, '65
Brewer, Dale	1928, '29
Brewer, Timothy	1973, '74
Bridges, Scott	2002, '03, '04, '05
Briggs, Oscar	1899, 1902
Brocaill, Scott	1991, '92, '93, '94
Broadway, Barry	1980
Brown, Charles Arthur	1952
Brown, Dale	1977
Brown, Dan	1990, '91
Brown, John	1924, '25
Brown, Silas Christian	1949, '50, '51
Broyles, Franco	2011
Brumble, Marc	1976, '77, '78
Bryan, Chris	1988, '89
Bryan, Lemuel	1902, '03
Buchanan, F.E.	1908
Buckley, S.S.	1913
Buckley, Virgil	1912
Bulgarelli, Mark	1976, '77, '78, '79
Bull, Scott	1972, '76
Bumpers, Mike	1992
Burch, Matt	2017
Burgess, John	1986
Burnett, Mark	1998, '99
Burton, Jacob	2019, '20
Burton, P.O.	1898

C

Caldwell, Brent	1997, '98
Caldwell, Robert	1947
Calhoon, Jim	1987, '88, '89
Callaway, Jerry	1978
Campbell, Dan	1987

Campbell, Isaiah	2016, '18, '19
Campbell, Kevin	1984, '85, '86
Campbell, Mike	1968
Cagle, Donald Lee	1963, '64, '65
Carlton, Jerry	1960, '61, '62
Carnes, Matt	1995, '96, '97
Carpenter, Bubba	1988, '89, '90, '91
Carpenter, Jay	1988, '89, '90
Carpenter, Preston	1954, '55, '56
Carr, J.F.	1898
Carson, Randall	1976, '77
Carter, Don	1981
Carter, Harry	1947
Carter, Marl D.	1962, '63
Carter, Randall	1979, '80
Carver, Tim	2009, '10, '11, '12
Catron, Austin	2016
Cebuhar, John	1987, '88
Cecil	1905
Center, Jerry	1976
Chadwick, Bob	1986
Chadwick, Cannon	2015, '16, '17
Charlton, Aaron	1993
Childress, Robert M.	1956, '57
Chipman, Marvin	1926, '27
Christian, Carroll	1923, '24
Christian, O.	1898
Cisterna, Ryan	2008, '09
Clancy, Tim	1978, '79, '80
Clark, Cody	2001, '02
Clark, Chris	1993, '94, '95, '97
Clark, Dera	1984
Clark, Kyle	1997, '98
Clark, M.D.	1898
Clayton, Walker B.	1923
Clements, Charles M.	1972
Clements, Steve	1984, '85
Clinkenbeard, Bob	1981
Cloninger, Chris	1996
Cobb, David	1994
Cochran, Keith	1971, '72, '73
Cole, Eric	2016, '17, '18
Cole, George Sr.	1926, '27, '28
Cole, John Conway Jr.	1951
Cole, Kenneth	1908
Coleman, Walter C.	1972, '73, '74
Collis, Devin	2005, '06
Conner, Michael	2001, '02
Conway, George	1902
Cook, Brian	1990, '91, '92, '93
Cook, Damon Lee	1966
Cook, Joe	1908, '09
Coon, Casey	2007, '08
Coppock, Mark	1990, '91
Corbell, Charlie	1982, '83
Corgan, Chuck	1922, '23, '24, '25
Costeiu, Ryan	2021
Costello, Conor	2012
Cotton, Delano Talbert	1962, '63
Cox, Evan	2007, '08
Cox, Harold Earl	1948, '49
Cox, Zack	2009, '10
Coyle, Norman	1910, '11
Craig, Charles	1924
Crawford, C.	1929
Crawford, Rick	1982
Creekmore, Stephen W.	1910, '11
Cronin, Matt	2017, '18, '19
Crossett, Scott	1998, '99, 2000, '01
Crouse, Cliff	2000, '01, '02
Crossdale, E.W.	1913
Cunard, Craig	1981
Cunningham, Scott	1993, '94
Curtis, Gary	1983
Cusack, Thomas	1953, '54, '55
Cypert, Boyd	1912
Czanstowski, Tom	1992, '93

D

D'Alexander, Greg	1987, '88, '89, '90
D'Amico, Joe	1992, '93
Dahl, Anthony	2016
Dailey, Randy	1971, '72
Daly, Cory	1995
Daniel, Trent	2011, '12, '13
Darr, Andrew	2008, '09
Davenport, Geoffrey	2009, '10, '11
Davis, Joe	1991
Davis, Matt	1998
Davis, Menar	1912
Davis, Mike	1910, '11, '12
Dawson, Bill	1988
Day, Chris	1978
Day, Devin	2004
DeBriyn, Marty	1997
Deason, Jesse Wayne	1956
Deere, Jason	2004
Dees, Billy	1981, '82
Deitz, Tim	1983, '84, '85
Dellasega, Joe	1980



All-SEC shortstop Scott Hode played four years at Arkansas and was a career .282 hitter across 210 games.

Dennison, Brian	1991
Denton, Marshall	2017, '19, '20
Dickinson, Wallace	1924, '25
DiLeo, Joe	1985, '86
Dipper, Wayne	1968
Dodd, Rob	1990
Donathan, Jeff	1926, '27, '28
Dorothy, William N.	1969, '70
Dougherty, Harry K.	1947, '48
Douglas, Hall	1928, '29
Dowell, O.	1903
Downey, Charles	1990
DuBose, Dave	1976, '77
Dudley, Kirk	1981, '82
Dugger, Jake	2004, '05, '06, '07
Duka, Michael	1953
Dunlap, Tyrie	1974

E	
Eagan, Clark	2014, '15, '16
Eason, Alcuin	1903
East, Jack	1920, '21
Edmonds, Bobby Joe	1986
Edwards, Bobby	1987, '88
Edwards, Delmar Butch	1965, '66, '67
Eibner, Brett	2008, '09, '10
Eklund, Troy	1986, '87, '88, '89
Elliot, Lynn Blaine	1961, '62, '63
Ellis, Scott	1996, '97, '98
Ellison, Babe	1914, '15, '16
Epps, Scott	1989, '90, '91, '92
Erickson, Matt	1995, '96, '97
Erwin, Richard	1976, '77, '78, '79
Erwin, Wally	1979
Etheridge, Haden	1988, '89, '90, '91
Ewing, James	2006
Ezell, Trevor	2019

F	
Falwell, Chris	2014
Fanning, Chris	1991
Fant, Randall	2010, '11, '12, '13
Farris, Jordan	2013
Farwell, Fred	1985
Faust, Fred	1983
Feeny, Chris	1995
Ferguson, Rick	1981, '82
Fernell, David	1984
Ficociello, Dominic	2011, '12, '13
Fields, James E.	1970
Fincher, L.J.	1921
Fischel, Frank James	1949, '50, '51, '52
Fishback, Herbert	1897
Fisher, Eric	2011, '13, '14

Fisher, Joe	1994
Fisk, Gregory Michael	1967
Fleming, P.A.	1898
Fletcher, Dennis	1986, '87, '88, '89
Fletcher, Dominic	2017, '18, '19
Fletcher, Jeff	1999, 2000, '01, '02
Flowers, Jeromy	1998
Forrest, T.J.	2009, '10
Forsythe, Logan	2006, '07, '08
Foster, Herbert R.	1957
Foster, Pat Duane	1959, '60, '61
Foster, Rodney	1992
Foster, Virgil Lynn	1966
Foundren, Price	1927, '28, '29
Fox, Ryan	2001, '02, '03
Franklin, Christian	2019, '20, '21
Franks, Lance	1996, '97
Freeman, Wallace Britton	1964, '65
Fry, Jeff	1993
Fulmer, Doyle	1928
Fuqua, Jason	2010

G	
Gaffney, W.C.	1919, '20, '21
Garcia, Rudy	1982, '83, '84
Gardner, Jarrett	2002, '03
Garrett, John Doyle Jr.	1956
Garrison, Johnny	1950
Gassaway, Cullen	2015, '16
Gates, Jared	2017, '18
Gatling, Tom	1908
Geis, Clarence	1928
Gentry, Aaron	1994
Gentry, Craig	2005, '06
Geren, J.M.	1913
Gessner, Tom	1998
Gilbert, James	2004, '05, '06, '07
Giles, Danny	1997, '98
Gilleland, Greg	1998, '99
Gilmore, Kale	1991, '92
Gilmore, Tony	1989, '90
Glanz, Scott	1980, '81, '82
Glaze, Thomas Arthur	1958, '59
Glynn, Josh	2002
Gonring, Doug	1981
Goodheart, Matt	2019, '20, '21
Goodner, Boyd	2003, '04
Goodwin, Clay	2002, '03, '04, '05
Gorman, Henry F.	1981
Gosser, Alex	2014, '15, '16, '17
Grant, Dale	1986
Graves, Aaron	2001, '02
Gray, Evan	2021
Gray, William Lewis	1963, '64, '65

Green, Doyle	1974, '76
Gregory, Zack	2020, '21
Grubb, Bill	1979
Gunn, Michael	2012, '13, '14

H	
Haaser, Steven L.	1972, '73
Hadley, Ray C.	1925, '27, '28
Hagedorn, Brad	1997, '98, '99, '00
Hagedorn, Brett	2001, '02, '03, '04
Haizlip, Ralph	1926, '27, '28
Hall, Caton	2003, '04
Hall, H.C.	1959, '60
Hall, Zack	2010, '11
Hamblin, Danny	2004, '05, '06, '07
Hamilton, Jim	1994
Hancock, Doy	1924, '25
Hannahs, Gerald	1971, '72, '73, '74
Hargroves, Willie	1977, '78
Harper, Arvis	1976, '77, '78
Harper, Bland Robert	1965
Harris, Gary	1990
Harris, Kyle	1992, '93, '94
Harris, Ray	1985, '86, '87, '88
Harris, Trey	2019
Harris, Ty	2016
Harrison, Brett	1983, '84
Hart, Hunter	2016
Hartman, Jim	1985
Harvill, Jeff	2011
Hatfield, Kenneth Wahl	1963, '64, '65
Hauskey, Thomas	2007, '08, '09, '10
Haynie, Arnold Augustus	1962, '63, '64
Haynie, Bracey	1922, '23
Hays, Ben	2011
Heather, Scott	1997, '98
Heatley, Jeremy	2009, '10
Heiss, Brenden	2017
Hellbusch, Isaac	2013
Helton, Keith	1984, '85, '86, '87
Hemm, Jeff	1975, '76, '77, '78
Hemm, Warren	1975, '76
Henderson, DeMatt	1899, 1900, '01
Hendricks, Charles Lowber	1947, '48
Hendey, Waldersee	1921
Hennell, John	1978, '79, '80, '81
Hennesey	1911
Henson, James W.	1972
Henry, Liam	2019
Henry, Thomas Walter	1967

Hernandez, Darin	1986
Hester, Bart	1998, '99, 2000
Hicks, Quazar	1994
Highfill, H.H.	1912
Hill, Thomas Jasper Jr.	1964
Hill, Travis	2007, '08
Hilton, Howard	1984, '85
Hindman, Randy	1982
Hinds, Hubert	1919, '20
Hines, Glen Ray	1989
Hinske, Eric	1996, '97, '98
Hinton, Percy	1911, '12, '13
Hobson, Edward Louis	1957, '58, '59
Hobson, Todd	1989, '90
Hode, Scott	2002, '03, '04, '05
Hoefler, Jeff	2000, '01
Hogan, Gary Jr.	2000, '01, '02
Hogan, Max	2015
Hollensworth, Chris	2005, '06
Holloway, Max Marvin	1958, '59, '60
Holloway, Trey	2004, '05, '06
Holt, Henry Cecil	1912
Hom	1906, '09
Hon, Jackson	1925
Hopkins, Thomas Hugh	1966, '67, '68
Horn, Jack	1908
Horne, David Buford	1959, '61
Horton, Donald Clyn	1956, '57, '58
Horton, Ralph H.	unknown
Hotchkiss, Henry	1910
Houck, Jeff	1990, '91, '92, '93
House, Herbert Claude	1967, '68
House, Jacob	2008, '09
Howard, Fred	1970
Hreha, Dan	1989, '90, '92
Hrozek, Wayne	2006, '07
Huchingson, Stuart	1979, '80, '81
Huddleston, Jeff	1978, '79, '80
Hughes, Bob	1993, '94
Hughes, Howard (Dick)	1957, '58
Hunt, Claude Ruse	1957
Huntze, Rick	1983, '84, '85
Hum, David	2006
Hurley, Scott	1998, '99
Hyatt, Robert F	1905, '06, '08
Hyson, Cole	1989

I	
Isaacson, Charlie	1999, 2000, '01, '02



Logan Forsythe played three years at Arkansas before he was drafted by the San Diego Padres in 2008.



Dallas Keuchel, who earned SEC All-Freshman honors in 2007, won the AL Cy Young Award in 2015.

J		
Jackson, Jeremy		1997
Jackson, Mark	1983, '84, '85	
Jackson, Randy		1944
Jackson, Zach	2014, '15, '16	
Jacobs, Robert	1924, '26	
Jamerson, Charles (Lefty)	1919, '20, '21	
Jamerson, D.C.		1922
Jameson, Jasen		1994
Jay, Jim Wilbur	1963, '64	
Jenkins, John		1973
Jennings, Archie Winthrop		1966
Jester, Joe	1997, '98, '99	
Johnson, Charles		1965
Johnson, Danny		1980
Johnson, Mark	1990, '91	
Jones, Ben	1943, '44	
Jones, Donald Gilbert	1956, '57	
Jones, Gary		1982
Jones, Mark A.	1969, '70	
Jones, Randall E.	1972, '73, '74	
Jones, Sean	2007, '08	
Joiner		1902
Julius, Jacob		2007

K		
Kauffman, Rob	1977, '78, '79, '80	
Kearns, Walter Lewis	1951, '52, '53	
Kee, Kevin	1985, '86	
Keeter, Daniel R.		1970
Keith, Charles		1908
Kell, Skeeter	1948, '49, '50, '51	
Kelly, E.L.		1897
Kemp, Jarrell R.		1921
Kenley, Jack	2017, '18, '19	
Kent, Elmore	1922, '23	
Kerns, Keith		1985
Kerr, John Herman	1958, '59, '60	
Keuchel, Dallas	2007, '08, '09	
Kilgallen, Richard	1947, '48, '49	
Killian, Trey	2013, '14, '15	
Kindle, Judd		2003
King, Bryan		2000
King, C.H.		1922
King, Cyrus	1923, '24, '25	
King, Dave		1979
King, Jeff	1984, '85, '86	
Kirby, Brian	1998, '99, 2000, '01	
Kirk, Scott		1978
Kirkland, Mike	1973, '74	
Kizer, Roland	1919, '20	
Kjerstad, Heston	2018, '19, '20	
Klein, Mike		1994
Kline, Richard	1964, '65	
Knight, Blaine	2016, '17, '18	
Koch, Grant	2016, '17, '18	
Kopps, Kevin	2017, '19, '20, '21	
Korbal, Kendall		2008
Kostyshock, Jacob	2017, '18, '19	
Kowalchuk, Christian	2009, '10	
Kraus, Ralph	1983, '84, '85, '86	
Kreder, Monk		2010
Kregal, Horace		1927
Kremers, Jim	1985, '86, '87, '88	
Kretschmar, James Joseph	1955, '56	
Kreyborg, Mike		1979
Krueger, Steve	1979, '80	
Kuhn, Collin	2009, '10, '11	

L		
Lacey, Shaun	1977, '78	
Lahay, Bruce		1978
Laird, Tony	1983, '84	
Lamberth, John		1973

Lambeth, Dan	1982, '84	
Lancaster, Les	1982, '83, '84	
Land, Lee		2005
Leach, Aaron		1998
Leach, Dylan	2021	
Leavitt, Chase	2008, '09	
Lee, Cliff		2000
Lee, Evan	2017, '18	
Lenox, Greg		1971
Lennerton, Ryan		2004
Leraris, Justin	2001, '02	
Leuppe, Ed	1981, '82, '83	
Leverette, Dixie		1914
Leverette, Edward Vault	1898, 1905	
Ley, Stan	1971, '72	
Lidell, Finessee	1909, '10	
Liles, Greyson	1989, '90, '91	
Limbocker, Scott	2007, '09	
Lindsey, James Edgar	1964, '65	
Linebarrier, Bobby Joe		1951
Lipsmeyer, David		1978
Little, Blake	1990, '91	
Lockhart, Lael		2021
Loggins, Mike	1983, '84, '85	
Lollar, Tim	1977, '78	
Long, Frances Jones	1952, '53, '54	
Long, Gordon	1947, '48, '49	
Longonitti, Henry P.		1947
Longoria, Keith	1981, '82	
Loseke, Barrett	2016, '17, '18	
Loseke, Scott	1982, '83	
Lowery, Jackson	2014, '15	
Lubker, Herman		1947
Lundquist, Dennis	1974, '75	
Lundquist, Ryan	1996, '97, '98, '99	
Lundquist, Tim	1976, '77	
Lunney, Barry Jr.	1993, '94, '95, '97	
Lusker, Chris		1985
Lutes, Charles, Russell		1953
Lyles, Robert Earl		1956
Lyles, Tigger		2001
Lynch, Cade	2011, '12, '13	
Lyon, Earl		1926
Lyons, Scott	2008, '09	
Lyons, W.A.	1922, '23	

M		
Maday, Daryl	2004, '05, '06	
Magness, James Edward	1963, '64	
Magre, Matthew	2021	
Mahaffey, Alan		1995
Mahan, Jacob	2012, '13	
Mahler, James		2008
Manatt, Jared	1999, 2000	
Marshall, David	1969, '70, '71	
Marquardt, John Henry	2005, '06	
Martin, Casey	2018, '19, '20	
Martin, E.G.		1898
Martin, Mike	1978, '79	
Masanda, Daren	1994, '95, '96	
Mason, Donald	1965, '66	
Masters, David		2012
Matheson, Derek	1996, '97, '98, '99	
Matthews, Bryce		2020
Matthews, Walter Ray	1954, '55, '56	
McAfee, Brett	2013, '14, '15	
McAllister, Leslie Edward	1967, '69	
McAlvain, Jarred		1996
McCann, James	2009, '10, '11	
McCaughy, Floyd	1960, '61	
McClain, Mark	1976, '77	
McClure, Dave	1980, '81	
McConnell, Jason	1995, '96, '97	
McConnell, Kirk	2002, '03	
McCorquodale, Knox		2005
McCowan		1902

McCrotty, Wes	1998, '99, 2000	
McCullough, William Glenn		1923
McDaniel, Dale		1979
McDaniel, Larry L.		1972
McDaniel, Travis	1997, '98, '99, 2000	
McEntire, Will	2020	
McGaha, Mel	1947, '48	
McGehee, Mel	1945, '47, '48	
McGurk, Pat		1980
McFarland, Jordan	2017, '18, '19	
McHale, Robert	1979, '80	
McHan, Lamar	1952, '53	
McKenzie, James Horace		1961
McKinney, Jarrod	2009, '10, '11	
McKinney, Keaton	2015, '16, '18	
McKissack, Stephen Louis		1967
McLelland, Brian	2004, '05, '06, '07	
McNemer, Phil	1908, '09	
McNiel, Donald	1975, '76, '77	
McReynolds, Kevin	1979, '80, '81	
McShane, Mickey Paul	1964, '65	
Mercado, Jose Egarido		1951
Merrill, Bubbs		2004
Merryman, Josh	2000, '01, '02, '03	
Methvin, Garrett		2010
Milburn, Frank H.	1923, '24	
Milford, Clinton G.	1909, '10, '11	
Miller, Donald L.	1950, '51	
Miller, Grady	1908, '09, '10, '11	
Miller, John	1983, '84	
Miller, Ray		1995
Miller, Richard L.	1972, '73, '74	
Milligan, Hunter		2018
Milwee, F.B.		1913
Mitchell, Bruce	1971, '72, '73, '74	
Mitchell, S.D.		1921
Mobbs, Jimmy		2003
Monke, Caden	2019, '20, '21	
Mont, Theodore Jr.	1961, '62, '63	
Montgomery, Bill	1975, '76	
Moody, Billy Joe		1962
Moore, Brandon	2011, '12, '13	
Moore, Kenderick	1993, '94, '95, '96	
Moore, Robert	2020, '21	
Moore, Rod	1986, '87	
Moore, Ron	1989, '90, '91	
Mooty, James Wesley		1958
Moriarty, Mike	1996, '97, '98, 2000	
Morris, Jacob	2011, '12, '13	
Morris, William T.	1972, '73	
Morris, Zack	2020, '21	
Mosley, Tim		1995
Muldoon, Allen Mike		1967
Mulhollen, Danny Byron	1962, '63, '64	

Mulvaney, Brad	1994, '95, '96	
Murphree, Aaron	2007, '08	
Murphy, Bill		1974
Murphy, Gary	1984, '85	
Murphy, Jon		2000
Murphy, Kacey	2016, '17, '18	
Murphy, Sam	2008, '09, '10	
Murrell, Easton		2018
Muse, Preston		1926
Myers, Ed	1981, '82	

N		
Nauman, John	1971, '73	
Neal, Tommy A.	1972, '73	
Nelson, Peyton		2000
Nesbit, Jacob	2019, '20, '21	
Newland, Josh		2000
Newman, Willie		1988
Newton, C.B. Jr.	1958, '59	
Nix, Bobby		1965
Nix, Lowell Edsel	1952, '53, '54	
Noland, Connor	2019, '20, '21	
Nomura, Rick	2015, '16	
Norcott, A.	1912, '13	
Norton, Delbert		1902
Nosari, Eldon Joe	1958, '59, '60	
Nutt, Jeff	2007, '08	
Nye, Elmer Lloyd		1967
Nye, Richie		1996
Nye, Rodney	1998, '99	

O		
Odom, Tony		1982
Oliver, Chris	2012, '13, '14	
Oliver, Thomas P.		1929
Opitz, Casey	2018, '19, '20, '21	
Oquist, Mike	1987, '88, '89	
Ormsby, Ban		1976
Osborn, Donald Jr.		1965
Osmon, Scott		1989
Overbey, Rogers	1955, '56, '57	

P		
Pagnozzi, Tom		1983
Palen, Mike	1992, '93	
Palette, Peyton	2020, '21	
Parker, Blake	2004, '05, '06	
Parker, Steve		1986
Parsons, Jeff	1993, '94, '95	
Pate, Kyle		2015
Patten, Jonah		2015
Patterson, Dave	1985, '86	
Paul, Kortney	1991, '93	



|| ALL-TIME LETTERMEN

Paulsen, Larry	1970, '71, '72, '73
Payne, Buck	1916
Peace, John	1971
Pearson, Jeffrey Lynn	1964, '65, '66
Pellow, Kit	1995, '96
Pennell, Tucker	2015, '16
Perdue, Monroe	1922
Person, Robert	1988
Peters, Darrell	1959, '60
Peters, Tim	1986, '87
Peters, Tony	1986
Phelan, Brian	1996, '97
Phillip, Alex	2014
Phillips, Jimmy	1987
Phillips, Lance	2014, '15
Pierce, Chad	2008
Piskor, Kirk	1989, '90, '91
Pittman, Donald	1898
Pitts, Nick	2000, '01, '02, '03
Pleimann, Miller	2021
Plunkett, Zack	2018, '19
Poche, Colin	2013, '14
Pogue, Doug	1974
Pohle, Ike	1998, '99
Pomeroy, Kyler	2002, '03
Porter, A.W.	1926
Porter, Tom	1947, '48, '49
Pose, Scott	1987, '88, '89
Potts, Thomas	1898
Powell, David	1982, '83
Pratt, Haas	2003, '04
Pratt, Jordan	2010
Preston, Doyle	1993, '94
Pridemore, Harold C.	1951
Pryor, Michael Scott	1968, '69, '70, '71
Pryor, Shap Hanner	1952, '53
Ptak, V. James	1919, '20
Pufall, Ed	1974, '75
Pugh, Dennis	1973, '74
Pyle, Jason	2003

Q	
Quarnstrom, Rob	1995, '96, '97, '98

R	
Raether, Pete	1989, '91
Ragland, H.S.	1902
Ramage, Kole	2018, '19, '20, '21
Ramirez, Jean	2013
Rankin, Jeremy	2000, '01
Ray, Johnny	1978, '79
Rayder, Jan Wayne	1955, '56, '57
Raynor, Arthur	1927, '28, '29
Reagan, Stephen Earl	1967, '68
Reese, Ken	1987, '88
Reeves, John Clay	2012
Reindl, Jake	2016, '17, '18
Renfro, Elza	1924
Reves, Arch	1905
Reyes, Mark	2012
Reynolds, Matt	2010, '11, '12
Reynolds, Ronn	1979, '80
Rhoades, Barton R.	1972
Rhoads, Chris	2006, '07
Rhodes, Dave	1977, '78
Rice, Jacob	2011
Rice, Pat	1984, '85, '86
Richards, Stephen	2007, '08, '09
Richardson, Bryant	1994
Richardson, Derrick	1984, '85
Richmond, Jonathan	2001, '02, '03
Riethmaier, Matt	1998, '99, 2000
Riley, Justin	2000
Rinehart, Jimmy Jarrell	1951, '52

Robbins	1905
Roberts, Derek	1998
Roberts, Norm	1982, '83, '84, '85
Robertson, O. Leland	1920, '22, '23
Robinson, Kyle	2010, '11
Robinson, Mike	1981, '82, '83
Robison, Stephen	2004, '05, '06, '07
Roby, Ellis	1983, '84, '85
Rock, Mike	1981, '82, '83
Rodriguez, Jordan	2016
Roehl, Scott	2001, '02, '03
Rogers, Brian	1994, '95, '96, '97
Rogers, Kenny	1980, '81
Rogers, Marty	1980, '81
Rogers, Ted Don	1957
Rogers, Weston	2016, '17, '18
Rogerson, J.B.	1920, '21
Roller, Robert Michael	1966
Rose, Glen	1927, '28
Rosson, Sam	1926
Rowlett, Casey	2004, '05
Rucker, Charles	1925
Rucker, Garrett	2014
Rucker, Jeff	1924, '25, '26
Rucker, Paul	1934, '35
Ruckerman, Charles	1923, '24, '25
Ruder, Russ	1981
Russell, Zac	2010
Rutledge, Jackson	2018

S	
Sample, Charles	1910
Sample, Travis	2009, '10
Sanburn, Nolan	2011, '12
Sanburn, Parker	2015
Sawatski, Jay	2003, '04
Sayles, Rickey	1964
Schalchlin, George W.	1912
Schaufele, Louis J.	1949, '50, '51
Schmidt, Nick	2005, '06, '07
Schoonover, Wear	1929
Schrantz, Jeff	1981, '83
Schwanke, Willie	2013
Scott, H.A.	1969, '70, '71
Scott, John T.	1902
Scroggins, Cody	2016, '17, '18, '19
Secrist, Brad	2007
Seibert, Shaun	2005, '06, '07, '08
Sells, Carter	2019
Serrano, Joe	2012, '13, '14, '15
Seward, Tim	1981, '82
Shaddy, Carson	2015, '16, '17, '18
Shaddy, Chris	1980, '81, '82
Shawgo, Jack Edwin	1949, '50
Sheredy, Kevin	1994, '95
Sherrill, Tim	1986, '87
Shock, Billy	1980
Simms, Darien	2016
Shoptaw, Britt	1988
Simpson, Landon	2013, '14
Sisco, Mike	1986, '87
Skeels, Andy	1986, '87
Skeels, David	1992, '93, '94, '95
Skinner, Joe	2004
Slavens, Brady	2021
Slembariski, Ron	1983
Smalling, Tim	2007, '08
Smith, Austin	1925
Smith, C.S.	1913
Smith, Cullen	2021
Smith, Don Roy	1956, '57, '58
Smith, James Howard	1950, '51, '52
Smith, Jarrette Dean	1950
Smith, Josh	2005, '06

Smith, Thurman Jr.	1970, '72, '73
Smyly, Drew	2009, '10
Smyor, C.P.	1898
Snowden, Greg	1973, '74
Soden, James Paul	1962, '63, '64
Spanberger, Chad	2015, '16, '17
Spence, Jeff	1977, '78
Spence, Thad Burke	1948
Spikes, James L.	1920, '21, '24
Spoon, Tyler	2013, '14, '15
Springston, Cliff	2008
Stafford, Joe Herman	1965, '66, '67
Stall, Carl	1992, '93
Stallings, Matt	2004
Standley, Billy Glenn	1967, '68, '69
Stanek, Ryne	2011, '12, '13
Stanley, J.H.	1905
Stanley, John	1979, '80
Stanley, Tom	1903, '06
Starkey, Chuck	1980
Starks, Gabriel	2021
Stephan, Trevor	2017
Stephens, Bob	1976
Stephens, G.K.	1898
Stephens, Jason	1996
Stricklin, Clayborne Jr.	1968, '69
Stidham, Phillip	1989, '90, '91
Stillwell, Rod	1988, '89
Stinson, Ryan	1992, '93
Stoakes, Sid	1909, '10
Stolzer, Robert	1957, '58
Stone, Jacob	2014, '15
Stout, S.R.	1911, '12, '13
St. Pierre, Robert	1953
Suggs, Colby	2011, '12, '13
Sutton, Mark	1976
Swope, Mark	1988, '89, '90

T	
Tabor, Scott	1979, '80, '81, '82
Taccolini, Domic	2014, '15, '16, '17
Taft, Steve	1990, '91, '93, '94
Talbot, Jeremy	1996
Tamez, Dominic	2020
Taylor, Collin	2019
Taylor, Evan	2019, '20, '21
Teague, James	2014, '15, '16
Tejcek, Jim	1989
Thomas	1902
Thomas, Don	1986, '87, '88, '89
Thomas, Everett William	1956, '57, '58
Thomas, O.C.	1912
Thomas, Reggie	1980, '81
Thomas, Richard	1992
Thomas, Tim	1989, '90, '92

Thomason, Dewey Jr.	1947, '48, '49, '50
Thomason, Joe Henry	1954, '55, '56
Thompson, Burl	1929
Thompson, Clark	1908
Thompson, Gerald	1978
Thompson, Henry	1976, '77, '78
Thorne, Matt	2000
Tidwell, Chad	1995, '96
Tiffée, Ronald C.	1966, '67, '68
Tisher, Mitch	2000
Todd, Jess	2007
Tole, Heston	2021
Tollett, Cason	2020
Tompkins, Chuck	1909, '10, '11
Toops, Brady	2002, '03, '04
Trainor, Kendall	1986, '87, '88
Trapp, Charles	1930
Trest, Elijah	2019, '20, '21
Trigg, J.W.	1903
Trigg, Tom	1905
Trimble, Claud	1928, '29
Triplett, Gerald	1903
Troglin, Mike	1990
Tschepikow, Ben	2005, '07, '08, '09
Tucker, Jeff	1992
Turney, Cole	2018
Tyra, John	1966, '67, '68


V	
Van Every, Lynn	1986
Van Horn, Dave	1982
Vann, John S.	1910
Vaske, Terry	1992
Vent, Kevin	1998
Verhage, Terry	1968, '69, '70, '71
Vermillion, Zebulon	2018, '19, '20, '21
Vidmar, Ed	1980, '81
Villanueva, Eddie	1971
Vincenheller, G. Aston	1898, '1902
Vincent, Farrell	1971
Vinson, Matt	2010, '11, '12, '13

W	
Wachter, Scott	1980, '81
Wagner, Matt	1991, '92
Wales, Ted	1970, '71, '72
Walker, Brian	2005, '06, '07
Walker, Brian	1992
Walker, Clint	1996
Walker, Doug	1991
Walker, Johnny	1975
Walkup, Jim	1928, '29
Wallace, Cayden	2021
Wallace, Ed	1978, '79
Wallace, George	1922



Drew Smyly was selected by the Detroit Tigers in the second round of the 2010 MLB Draft.

Wallace, Larry	1976, '77, '78, '79
Walling, David	1998, '99
Wanger, Fred	1969, '70
Ward, Jim	1982, '83, '84
Warram, James	1925
Warrior, Manual	1978, '79
Washburn, Kyle	2000, '01
Washington Jr., Curtis	2019, '20
Washington, Fredy Lee	1968
Watkins, David	1992
Watkins, James	1902
Watts, Kern	2004
Watson, J.T.	1905, '06, '08
Watson, John R.	1905, '06
Watson, Michael	1976
Weatherford, Luke	2001, '02
Weaver, Gary Francis	1960, '61, '62
Webb, Braydon	2020, '21
Webb, Richard	1981
Weckel, Wilfin R.	1973
Wehrle, Kendall	2009
Welch, Charlie	2021
Welker, Brad (Duke)	2007
Wells, Justin	2008, '09
Wells, S.R.	1912
Welsh, Jack	1997, '98, '99, 2000
Wernes, Bobby	2014, '15
Westerside, Kenneth	1967
Westphal, Robbie	1954, '55
Wheller, Jerry Thomas	1961, '62
Whillock, Jack	1962, '63, '64
Whitaker, Ryan	1991, '92, '93
White, Justin	2004
White, Zac	2021
Whitekiller, Jerel	1998
Wicklander, Patrick	2019, '20, '21
Wiggins, Blake	2015
Wiggins, Jaxon	2021
Wild, Michael	2006
Wilkerson, Krisjon	2014, '15
Wilkerson, Lyle Allen Jr.	1952, '53, '54
Wilkinson, Spencer	1987
Wilkins, Andy	2008, '09, '10
Wilkins, Charles	1925, '26
Willard, Matt	2006, '07
Willey, Doug	2016
Williams, Allen	1991, '92, '93, '94
Williams, Alvin Lee	1947, '48
Williams, Chris	2003
Williams, Darrell Dean	1960, '61, '62
Williams, David Lee	1968, '69, '70, '71
Williams, Jarrell	1959, '60, '61
Williams, Jaxon	2017
Williams, L.J.	1919, '20, '21
Williams, Michael	1973, '74
Williams, Paul	1968, '69, '70, '71
Williams, Paul X	1927, '28, '29
Williams, Reggie	1995, '96
Williams, Robert James	1949, '50, '51
Willis, Billy Don	1967, '68
Wimot, J.C.	1898
Wilmoth, John Alan	1968
Wilson, Andy	1996
Wilson, Doyle	1985, '86
Wilson, Gary	1982
Wilson, Hunter	2017, '18
Wilson, Joe Bill	1954
Wilson, Roger	1988
Wilson, Tommy	1909, '10, '11
Wise, Jake	2011, '12, '13, '14
Wishy, Andrew	2001, '02, '03
Wofford, Tim	1982, '83
Wohlgemuth, Nate	2021
Wood, David	1974



Catcher Jake Wise earned four letters with the Razorbacks and was named an SEC All-Defensive player in 2014 after throwing out 20 base stealers.

Wood, Roy	1912, '13
Woodruff, Jim	1970
Woodruff, Patrick	2002
Woods, Jeremy	1995, '96
Woods, Scott	2001, '02
Workman, Richie	1993, '94, '95, '96
Wright, A.E.	1909
Wright, Dan	1997, '98, '99
Wright, Myron Ernest	1964, '65, '66
Wright, Tyler	2012, '13
Wyles, Bill	1970, '71

Y

Yost, Matt	2003
Young, Clint	1910, '11
Young, Donald	1948
Youngblood, Jon	2000

Z

Zacher, Todd	1980, 81
Zambrana, Luis	1979, 80
Zane, Kelly	1987, 88

* Current players in bold



TEAM RECORDS

BATTING

Batting Average

Rank	Total (H/AB)	Year/Games
1.	.341 (723/2118)	1997 / 56
2.	.334 (593/1775)	1984 / 56
3.	.326 (740/2273)	1987 / 68
4.	.325 (548/1995)	1990 / 62
5.	.321 (704/2192)	1985 / 66
6.	.316 (666/2110)	1998 / 59
7.	.313 (655/2123)	1996 / 59
8.	.312 (525/1681)	1982 / 57
9.	.312 (533/1707)	1981 / 52
10.	.309 (240/777)	1973 / 28

At Bats

Game: 67, Texas A&M - 5/5/89

Rank	Total	Year / Games	Avg./Gm
1.	2402	2004 / 69	34.81
2.	2347	2018 / 69	34.01
3.	2339	1999 / 65	35.98
4.	2279	2019 / 66	34.53
5.	2276	2010 / 64	35.56
6.	2273	1987 / 68	33.43
7.	2247	2012 / 68	33.04
8.	2233	1989 / 67	33.33
9.	2207	2009 / 65	33.95
10.	2203	2007 / 64	34.42

Runs

Inning: 14, Saint Louis (1st) - 4/7/10

Game: 33, Southwest Baptist - 3/21/84

Rank	Total	Year / Games	Avg./Gm
1.	589	1997 / 56	10.52
2.	575	1987 / 68	8.46
3.	543	1985 / 66	8.23
4.	529	1999 / 65	8.14
5.	498	1998 / 59	8.44
6.	491	2019 / 66	7.44
8.	483	2021 / 63	7.67
8.	482	2018 / 69	6.99
	482	1988 / 62	7.77
10.	481	2010 / 64	7.52
	481	2007 / 64	7.52

Hits

Game: 32, Southwest Baptist - 3/21/84

Rank	Total	Year / Games	Avg./Gm
1.	740	1987 / 68	10.88
2.	723	1997 / 56	12.91
3.	705	1999 / 65	10.85
4.	704	1985 / 66	10.66
5.	697	2010 / 64	10.89
	697	2004 / 69	10.10
7.	695	2018 / 69	10.07
8.	686	1989 / 67	10.24
9.	679	2019 / 66	10.29
10.	666	1998 / 59	11.29

Doubles

Game: 11, Texas Tech - 4/13/85

Rank	Total	Year / Games	Avg./Gm
1.	172	1987 / 68	2.53
2.	168	1997 / 56	3.00
3.	153	1999 / 65	2.35
4.	142	2019 / 66	2.15
		1998 / 59	2.41
	142	1989 / 67	2.12
7.	139	1985 / 66	2.11
8.	135	2007 / 64	2.11
9.	133	2005 / 61	2.18
10.	130	2010 / 64	2.03

Triples

Game: 5, 3x, last vs. Memphis - 2/20/87

Rank	Total	Year / Games	Avg./Gm
1.	40	1979 / 64	.325
2.	38	1994 / 57	.667
	38	1987 / 68	.559
	38	1983 / 65	.585
5.	35	1989 / 67	.522
	35	1980 / 66	.530
7.	34	1993 / 59	.576
	34	1990 / 62	.548
	34	1984 / 56	.607
	34	1985 / 66	.515

Home Runs

Game: 9, Grambling State - 6/4/10

Rank	Total	Year / Games	Avg./Gm
1.	109	2021 / 63	1.7
2.	98	2018 / 69	1.42
3.	92	2010 / 64	1.44
4.	88	2019 / 66	1.33
5.	84	1999 / 65	1.29
6.	83	2017 / 64	1.30
7.	80	2009 / 65	1.23
	80	1997 / 56	1.43
9.	77	2008 / 58	1.32
10.	75	2007 / 64	1.17

RBI

Game: 30, 3x, last vs. Bucknell - 2/17/18

Rank	Total	Year / Games	Avg./Gm
1.	525	1997 / 56	9.38
2.	498	1987 / 68	7.32
3.	473	1999 / 65	7.28
4.	470	1985 / 66	7.12
5.	459	1998 / 59	7.78
6.	458	2019 / 66	6.94
7.	452	2018 / 69	6.55
8.	449	2010 / 64	7.01
9.	433	2021 / 63	6.87
	433	2007 / 64	6.77

Walks

Game: 19, vs. Alabama A&M - 3/12/13

Rank	Total	Year / Games	Avg./Gm
1.	361	1985 / 66	5.47
2.	360	2021 / 63	5.71
3.	355	1987 / 68	5.22
4.	325	1999 / 65	5.00
5.	324	2018 / 69	4.70
6.	321	2019 / 66	4.86
7.	309	1990 / 62	4.98
8.	304	2004 / 69	4.41
9.	301	1988 / 62	4.85
10.	290	1989 / 67	4.33
	290	1983 / 65	4.46



Arkansas set a team record with nine home runs in its 19-7 win over Grambling State in the 2010 NCAA Fayetteville Regional, including a career-high three homers from Brett Eibner.

Total Bases

Rank	Total	Year / Games	Avg./Gm
1.	1198	1987 / 68	17.62
2.	1189	1997 / 56	21.23
3.	1133	1985 / 66	17.17
4.	1125	2010 / 64	17.58
5.	1124	1999 / 65	17.29
6.	1115	2019 / 66	16.89
7.	1114	2018 / 69	16.14
8.	1047	1998 / 59	17.75
9.	1012	1989 / 67	15.10
10.	1009	2021 / 63	16.02

Strikeouts

Game: 25, Auburn - 5/19/94

Rank	Total	Year / Games	Avg./Gm
1.	581	2019 / 66	8.80
2.	567	2021 / 63	9.00
3.	518	2009 / 65	7.97
4.	511	2018 / 69	7.41
5.	482	2007 / 64	7.53
6.	463	2017 / 64	7.23
7.	462	2002 / 63	7.33
8.	454	2006 / 60	7.57
9.	451	2004 / 69	6.54
10.	445	2012 / 68	6.54

Stolen Bases

Game: 12, Central Missouri State - 2/28/92

Rank	Total	Year / Games	Avg./Gm
1.	155	1983 / 65	2.38
2.	142	1982 / 57	2.49
3.	136	1999 / 65	2.09
4.	133	1995 / 61	2.18
5.	123	1987 / 68	1.81
6.	122	2011 / 62	1.97
7.	119	1994 / 57	2.09
8.	117	1990 / 62	1.89
9.	115	1993 / 59	1.95
	115	1989 / 67	1.72

Slugging Percentage

Rank	Total	Year / Games
1.	.561	1997 / 56
2.	.527	1987 / 68
3.	.517	1985 / 66
4.	.504	1984 / 56
5.	.496	1998 / 59
6.	.494	2010 / 64
7.	.489	2019 / 66
8.	.488	1988 / 62
9.	.486	1990 / 62
10.	.485	1986 / 60

Sacrifice Hits

Rank	Total	Year / Games
1.	56	2011 / 62
2.	54	2014 / 54
3.	52	2013 / 61
4.	48	2012 / 68
	48	2004 / 69
6.	45	1995 / 61
	45	1982 / 57
8.	44	1987 / 68
9.	43	2009 / 65
10.	42	1976 / 47



Arkansas set a school record for home runs in a single season when, hitting 109 long balls during the 2021 season. Infielder Robert Moore led the team with 16 homers and was one of six Razorbacks to hit 10 or more home runs during the year.

Sacrifice Flies

Rank	Total	Year / Games
1.	42	2018 / 69
	42	1995 / 61
3.	40	1986 / 60
4.	37	1991 / 62
	37	1989 / 67
6.	36	2014 / 65
	36	2021 / 63
8.	34	2007 / 64
	34	2004 / 69
10.	32	2005 / 61
	32	1988 / 62

Hit By Pitch

Rank	Total	Year / Games
1.	107	2007 / 64
2.	94	2003 / 57
3.	93	2010 / 64
4.	90	1999 / 65
5.	89	2002 / 63
6.	85	2014 / 65
7.	74	2005 / 61
8.	72	2000 / 64
9.	70	2021 / 63
10.	69	2018 / 69

PITCHING

Innings Pitched

Game: 17.0, Auburn - 5/19/94

Rank	Total	Year / Games
1.	621.1	2004 / 69
2.	613.0	2012 / 68
3.	603.1	2018 / 69
4.	581.2	2019 / 66
5.	580.0	2009 / 65
6.	578.0	1999 / 65
7.	576.0	1989 / 67
8.	575.1	2014 / 68
9.	574.2	2010 / 64
10.	570.2	2015 / 65

ERA (Lowest)

Rank	Total	Year / Games
1.	1.89	2013 / 61
2.	2.63	2014 / 65
3.	2.74	1976 / 47
4.	2.83	2012 / 68
5.	2.84	1977 / 51
6.	2.96	1971 / 41
7.	3.00	1982 / 57
	3.00	1968 / 28
9.	3.02	1979 / 64
10.	3.18	1973 / 31

ERA (Highest)

Rank	Total	Year / Games
1.	6.27	2000 / 54
2.	6.20	1997 / 56
3.	5.90	1992 / 57
4.	5.43	1988 / 62
5.	5.28	1998 / 59
6.	5.12	1999 / 65
7.	5.05	1994 / 57
8.	5.00	2016 / 55
9.	4.92	2008 / 58
10.	4.75	1995 / 61

Strikeouts

Game: 18, 5x, last at Ole Miss (4/10/21)

Rank	Total	Year / Games	Avg./Gm
1.	657	2021 / 63	10.43
2.	619	2017 / 64	9.67
	619	2018 / 69	8.97
4.	615	2019 / 66	9.32
5.	565	2007 / 64	8.83
6.	554	1999 / 65	8.63
7.	551	2010 / 64	8.61
8.	534	2012 / 68	7.85
9.	511	2009 / 65	7.86
10.	506	1995 / 61	8.49

Walks

Game: 15, Alabama - 4/29/18

Rank	Total	Year / Games	Avg./Gm
1.	315	1987 / 68	5.00
2.	314	1988 / 62	5.56
3.	297	1999 / 65	4.62
4.	295	1994 / 57	5.13
5.	290	1985 / 66	4.78
6.	287	1980 / 66	5.16
7.	282	2015 / 65	4.34
8.	275	1979 / 64	4.91
9.	264	1995 / 61	4.43
10.	263	2000 / 54	4.97

Runs Allowed

Game: 25, Oklahoma State - 1948

Rank	Total	Year / Games	Avg./Gm
1.	416	2000 / 54	7.86
2.	405	1997 / 56	7.44
3.	397	1999 / 65	6.18
4.	366	1998 / 59	6.33
5.	363	2009 / 65	5.58
6.	355	1994 / 57	6.18
7.	353	1992 / 57	6.60
8.	348	1988 / 62	6.16
9.	344	2008 / 58	5.93
	344	1987 / 68	5.46

Earned Runs Allowed

Rank	Total	Year / Games	Avg./Gm
1.	338	1997 / 56	6.21
2.	332	2000 / 54	6.27
3.	329	1999 / 65	5.12
4.	316	1992 / 67	5.90
5.	307	1988 / 62	5.43
6.	305	1998 / 57	5.28
7.	301	2009 / 65	4.63
8.	290	1994 / 57	5.05
9.	288	2019 / 66	4.36
10.	283	2008 / 58	4.88
	283	1995 / 61	4.75

Hits Allowed

Rank	Total	Year / Games	Avg./Gm
1.	686	2004 / 69	9.93
2.	624	2002 / 63	9.94
3.	595	2009 / 65	9.15
4.	590	1987 / 68	9.36
5.	581	1997 / 56	10.67
6.	579	1999 / 65	9.02
7.	568	2000 / 54	10.73
8.	567	1985 / 66	9.34
9.	562	1994 / 57	9.78
10.	558	2010 / 64	8.72

Complete Games

Rank	Total	Year / Games
1.	34	1980 / 66
2.	32	1979 / 64
3.	30	1982 / 57
4.	29	1974 / 43
5.	27	1976 / 47
6.	21	1981 / 52
7.	18	1973 / 31
8.	16	1984 / 56
9.	15	1992 / 57
	15	1970 / 32

Consecutive Shutouts

Season: 4 - 1980 (March 15-16 - 2 DHs)

Shutouts

Rank	Total	Year / Games
1.	13	1977 / 51
2.	10	2014 / 65
	10	2012 / 68
4.	9	1980 / 66
	9	1979 / 64
	9	1978 / 44
	9	1976 / 47
8.	8	2013 / 61
	8	1986 / 60
10.	7	2007 / 64
	7	2017 / 64

Saves

Rank	Total	Year / Games
1.	26	2018 / 69
2.	20	2021 / 63
	20	2011 / 62
4.	19	2013 / 61
	19	2006 / 60
6.	17	2012 / 68
	17	1989 / 67
8.	16	2009 / 65
	16	2004 / 69
	16	1987 / 68
11.	15	2019 / 66
	15	2015 / 65
	15	1995 / 61
	15	1990 / 62



The 2013 Arkansas pitching staff finished the season with a school-record 1.89 team ERA, led by Ryne Stanek's 1.39 ERA, which ranks as the fourth-lowest single-season ERA in school history.



Arkansas' pitching staff set a single-season school record with 657 strikeouts in 2021. Golden Spikes Award winner and Dick Howser Trophy winner Kevin Kopps led all Razorback pitchers with 131 strikeouts, third most by an Arkansas hurler in a season.

TEAM FIELDING

Percentage**Season:** .980 - 2021**Assists****Game:** 24, 2x, last at Auburn - 4/5/19**Season:** 746 - 2012**Putouts****Game:** 51, Auburn - 5/19/94**Season:** 1839 - 2012**Errors****Game:** 7, 4x, last vs. Louisiana Tech - 3/20/01**Season:** 115 - 1983**Double Plays****Game:** 5, at South Alabama - 2/21/15**Season:** 77 - 1985**Triple Plays****Game:** 1, 3x

1B Dominic Ficociello to SS Tim Carver at Mississippi State, 3/25/12;

2B Mark Burnett to SS Joe Jester to 1B Rodney Nye vs. Auburn (SEC Tournament), 5/17/98;

2B Brett Harrison to SS Jim Ward to 1B Ralph Kraus vs. Texas (1983 SWC Tournament)

TEAM MISCELLANEOUS

Longest Game, innings

17 innings, Auburn - 5/19/94

Longest Game, time

6:00, vs No. 21 Missouri State (NCAA Regional) - 6/4/17

Most Runs, combined**Game:** 40, Arkansas 32, Saint Louis 8 - 4/7/10**Most Runners Left on Base****Game:** 19, vs. Tennessee - 4/20/02**Most Wins****Season:** 51 - 1985, 1987, 1989**Most Losses****Season:** 30 - 2000**Most Consecutive Wins**

18 - 2/7/96-3/5/96

Most Consecutive Losses

13 - 4/30/16-5/21/16

Most Consecutive SEC Wins

10 - 3/21/99-4/11/99

Most Consecutive SEC Losses

18 - 3/12/00-4/28/00

Most Wins to Start Season

18 - 2/7/96-3/5/96

Most SEC Wins

22 - 1999, 2021

Most SEC Losses

23 - 2016

ATTENDANCE

Home Game**Regular season (Tickets sold):**

12,589 vs. Mississippi State - 4/25/15

Regular season (Actual):

11,103 vs. LSU - 4/9/11

Home Series**Regular season (Tickets sold):**

32,800 vs. Tennessee (three dates) - 4/26/19-4/28/19

Regular season (Actual):

29,931 vs. LSU (three dates) - 5/4/07 - 5/6/07

Home Total Season**Tickets sold:** 348,775 (40 dates) - 2019**Actual:** 244,182 (39 dates) - 2018**Home Average Season****Tickets sold:** 8,719 (40 dates) - 2019**Actual:** 7,419 (34 dates) - 2018**NCAA Postseason Home Game**

12,167 vs. Missouri State - 6/6/15

(NCAA Fayetteville Super Regional)

All Games

26,155 vs. Florida State - 6/15/19

(College World Series Game 1, Omaha, Neb.)



Arkansas has finished in the top five nationally in attendance for over a decade, including 2015 when the Razorbacks ranked second nationally with an average attendance of 7,817 fans per game. The 2015 season saw the largest crowd in Baum Stadium history with 12,589 tickets sold against Mississippi State on April 25 and the largest postseason crowd in Baum Stadium history with 12,167 fans against Missouri State for Game 2 of the NCAA Fayetteville Super Regional on June 6.



|| TEAM RECORDS

INDIVIDUAL BATTING

Games

Season: 69, Heston Kjerstad, Eric Cole, Dominic Fletcher - 2018

Career: 246, Danny Hamblin - 2004-07

Batting Average

Season (min. 95 AB): .429, Zack Cox - 2010

Career (min. 300 AB): .377, Matt Erickson - 1995-97

At Bats

Game: 9, Scott Pose, Greg D'Alexander vs. Texas A&M - 5/5/89

Season: 283, Casey Martin - 2019

Career: 940, Danny Hamblin - 2004-07

Runs

Game: 6, Trevor Ezell vs. Grambling State - 4/30/19

Jeremy Jackson vs. Northeastern (Okla.) State - 4/16/97;

Todd Zacher vs. Western Michigan - 2/28/81

Season: 87, Eric Hinske - 1997

Career: 241, Ryan Lundquist - 1996-99

Hits

Game: 6, Jeremy Jackson vs. Northeastern (Okla.) State - 4/16/97;

Jason McConnell vs. Vanderbilt - 3/16/97;

Kenderick Moore vs. Alabama - 5/20/95;

Jeff King vs. Houston - 4/14/84

Season: 102, Zack Cox - 2010

Career: 288, Ryan Lundquist - 1996-99

Doubles

Game: 4, Rodney Nye vs. Louisiana Tech - 3/31/98

Season: 28, Jim Kremers - 1987

Career: 68, Ryan Lundquist - 1996-99

Triples

Game: 2, by many; last by Bobby Wernes vs. North Dakota - 2/14/15

Season: 12, Troy Eklund - 1989; Johnny Ray - 1979

Career: 20, Ty Bilderback - 1992-95

Home Runs

Game: 3, Chad Spanberger vs. Auburn - 5/25/17;

Brett Eibner vs. Grambling State - 6/4/10;

Tim Smalling at Ole Miss - 4/26/08;

Aaron Murphree vs. Siena - 3/7/08;

Danny Hamblin vs. Oral Roberts - 4/12/05;

Rodney Nye at South Carolina - 5/16/99;

Ryan Lundquist vs. Central Missouri State - 3/4/97;

Scott Epps vs. SMS - 4/30/92;

Kevin McReynolds vs. TCU - 4/27/80;

Greg Snowden vs. Rice - 1974

Season: 24, Ryan Lundquist - 1997

Career: 57, Danny Hamblin - 2004-07

RBI

Game: 9, Ryan Lundquist vs. Central Missouri State - 3/4/97

Season: 82, Jeff King - 1985

Career: 232, Ryan Lundquist - 1996-99

Walks

Game: 5, Jake Dugger vs. Alabama - 5/5/06;

Jim Kremers vs. Northwest Missouri State - 3/4/85

Season: 68, Scott Loseke - 1983

Career: 163, Jake Dugger - 2004-07

Strikeouts

Game: 5, Ty Bilderback, Jeff Parsons vs. Auburn - 5/19/94;

Heston Kjerstad at LSU - 5/5/08

Season: 79, Casey Martin - 2019

Career: 235, Danny Hamblin - 2004-07



Danny Hamblin holds the Arkansas career records for home runs (57) and games played (246).

Stolen Bases

Game: 4, four times; last by Logan Forsythe vs. Ole Miss - 5/19/07

Season: 42, Scott Loseke - 1983

Career: 95, Kenderick Moore - 1992-96

Total Bases

Game: 15, Ryan Lundquist vs. Central Missouri St. - 3/4/97

Season: 190, Ryan Lundquist - 1997

Career: 538, Ryan Lundquist - 1996-99

Extra-Base Hits

Game: 4, Brett Eibner vs. Grambling State - 6/4/10;

Andy Wilkins at Oklahoma - 5/30/09;

Danny Hamblin at Oral Roberts - 4/12/05;

Rodney Nye vs. Louisiana Tech - 3/31/98;

Ryan Lundquist vs. Central Missouri St. - 3/4/97;

Greg D'Alexander vs. Indiana State - 4/1/90;

Kirk Piskor vs. Wis.-Oshkosh - 3/19/90;

Ralph Kraus vs. TCU - 4/19/85

Season: 50, Andy Skeels - 1987

Career: 131, Ryan Lundquist - 1996-99

Slugging Percentage

Season (min. 150 AB): .819, Ryan Lundquist - 1997

Career (min. 300 AB): .694, Jeff King - 1984-86

Hit By Pitch

Game: 3, Collin Kuhn vs. Georgia - 4/18/10

Judd Kindle vs. Kansas St. - 3/10/03;

Jack Welsh vs. Florida - 3/25/00, vs. Centenary - 3/1/00

Season: 25, Collin Kuhn - 2010

Career: 53, Collin Kuhn - 2009-11

Sacrifice Hits

Game: 2, by many; last by Jacob Nesbit vs. EIU - 2/17/19

Season: 15, Joe Serrano - 2013

Career: 36, Jeff Houck - 1990-93

Sacrifice Flies

Game: 2, 15 times; last by Brady Slavens vs. UAPB - 4/13/21

Season: 12, Greg D'Alexander - 1989

Career: 20, Greg D'Alexander - 1987-90

INDIVIDUAL PITCHING

Wins

Season: 14, Blaine Knight - 2018

Career: 34, Scott Tabor - 1979-82

Appearances

Season: 36, Phillip Stidham - 1989, 1991

Career: 105, Phillip Stidham - 1989-91

Innings Pitched

Game: 11.2, Charlie Corbell vs. Rice - 1983

Season: 124.0, Nick Schmidt - 2007; Rich Erwin - 1979

Career: 383.1, Charley Boyce - 2003-06

Strikeouts

Game: 17, Jess Todd vs. South Carolina - 5/24/07

Season: 155, David Walling - 1999

Career: 345, Nick Schmidt - 2005-07

Walks

Game: 9, John Cebuhar vs. Missouri - 4/27/88;

Steve Parker vs. Rice - 3/15/86

Season: 73, John Cebuhar - 1987

Career: 165, Barry Lunney - 1993-97

ERA

Season (min. 45 IP): 0.90, Kevin Kopps - 2021

Career (min. 100 IP): 1.62, Phillip Stidham - 1989-91

Saves

Season: 14, Matt Cronin - 2018

Career: 33, Phillip Stidham - 1989-91

Games Started

Season: 20, DJ Baxendale - 2012

Career: 55, Charley Boyce - 2003-06

Complete Games

Season: 11, Steve Krueger - 1979, 1980

Career: 28, Scott Tabor - 1979-82

INDIVIDUAL FIELDING

Putouts

Game: 20, Trevor Ezell at Auburn - 4/5/19
 Andy Wilkins vs. Washington St. - 5/29/09
Season: 627, Dominic Ficociello - 2012
Career: 1,301, Danny Hamblin - 2004-07

Assists

Game: 10, 2x, last - Bo Bigham vs. Vanderbilt - 3/26/11
Season, infielder: 197, Tim Carver - 2012
Season, outfielder: 11, Jay Carpenter - 1988
 11, Tyler Spoon - 2014
Career: 539, Tim Thomas - 1989-92

Errors

Game: 4, Chris Shaddy vs. TCU - 4/27/80
Season: 28, Jason McConnell - 1996
Career: 57, Allen Williams - 1991-94

INDIVIDUAL MISCELLANEOUS

Longest Hit Streak

30 games, Randy Bobb - 1987

Consecutive Hits

10, Craig Gentry - 2005

Consecutive Steals

37, Chris Clark - 1994-97

Fewest Strikeouts (min. 200 AB)

6, Keith Longoria (202 AB) - 1982

Consecutive Strikeouts (start of game)

9, Jess Todd - vs. South Carolina - 5/24/07

Consecutive Strikeouts (multiple games)

11, Kevin Kopps - at South Carolina (1; 4/22/21), at South Carolina (6; 4/23/21), at LSU (4; 4/30/21)

Consecutive Batters Retired

28, Kevin Kopps vs. Texas A&M (6; 4/17), at South Carolina (9; 4/22), at South Carolina (6; 4/23), at LSU (7; 4/30) - 2021
 20, Richie Nye vs. Iowa State - 1996
 Tim Deitz vs. Texas A&M - 1983

Consecutive Scoreless Innings Pitched

29.0, David Walling - 1998

Fewest Walks (season, min. 30 IP)

5, Marshall Denton (30.0 IP - 2019)
 5, Jarrett Gardner (93.1 IP - 2003)

Fewest Hits (season, min. 30 IP)

12, Bill Bakewell (31 IP), 1977

Fewest Runs (season, min. 30 IP)

4, Michael Gunn (36.2 IP) - 2014

Fewest Earned Runs (season, min. 30 IP)

3, Michael Gunn (36.2 IP) - 2014

Most Defeats (season)

10, Charley Boyce - 2005

Longest Relief Appearance

9.0 IP, Les Lancaster vs. Oral Roberts - 5/9/82



Craig Gentry patrolled the Razorbacks' outfield in 2005 and 2006. He set the Arkansas record for most consecutive hits with 10 in 2005.



DJ Baxendale set the Arkansas single-season record with 20 starts in the 2012 season.

Best Win Pct. by Pitcher (min. 10 decisions)

1.000, Blaine Knight (14-0) - 2018
 1.000, Steve Krueger (13-0) - 1980



|| CAREER BATTING RECORDS

GAMES PLAYED

Gms	Player	Years
1. 246	Danny Hamblin	2004-07
2. 242	Kenderick Moore	1992-96
3. 239	Jake Dugger	2004-07
4. 236	Jeff Houck	1990-93
5. 234	Don Thomas	1986-89
6. 232	Ryan Lundquist	1996-99
7. 228	Brian Kirby	1998-01
8. 226	Ralph Kraus	1983-86
9. 223	Greg D'Alexander	1987-90
223	Troy Eklund	1986-89

BATTING AVG (MIN. 300 AB)

AVG	Player	Years
1. .377	Matt Erickson	1995-97
2. .373	Dave Patterson	1985-86
3. .372	Jeff King	1984-86
4. .358	Andy Skeels	1986-87
5. .356	Randy Bobb	1987-88
6. .355	Zack Cox	2009-10
7. .350	Jeff Hoefler	2000-01
8. .349	Mark Johnson	1990-91
9. .348	Ryan Hinske	1996-98
10. .343	Heston Kjerstad	2018-20
.343	Scott Loseke	1982-83

AT BATS

AB	Player	Years
1. 940	Danny Hamblin	2004-07
2. 880	Kenderick Moore	1992-96
3. 874	Ryan Lundquist	1996-99
4. 863	Jake Dugger	2004-07
5. 776	Scott Hode	2002-05
6. 770	Jeff Houck	1990-93
7. 769	Allen Williams	1991-94
8. 766	Brian Kirby	1998-01
9. 759	Jack Welsh	1997-00
10. 756	Bo Bigham	2009-12
756	Tim Carver	2009-12

HITS

Hits	Player	Years
1. 288	Ryan Lundquist	1996-99
2. 284	Danny Hamblin	2004-07
3. 282	Kenderick Moore	1992-96
4. 260	Matt Erickson	1995-97
5. 247	Allen Williams	1991-94
6. 245	Ralph Kraus	1983-86
7. 243	Greg D'Alexander	1987-90
8. 242	Jake Dugger	2004-07
9. 237	Jeff King	1984-86
10. 229	Jack Welsh	1997-00

SINGLES

1B	Player	Years
1. 209	Kenderick Moore	1992-96
2. 183	Matt Erickson	1995-97
3. 176	Jeff Houck	1990-93
4. 174	Bo Bigham	2009-12
5. 165	Joe Serrano	2012-15
165	Jack Welsh	1997-00
7. 163	Danny Hamblin	2004-07
8. 162	Jake Dugger	2004-07
9. 161	Tim Carver	2009-12
10. 157	Ben Tschepikow	2005-09
157	Clay Goodwin	2002-05
157	Ryan Lundquist	1996-99

DOUBLES

2B	Player	Years
1. 68	Ryan Lundquist	1996-99
2. 62	Matt Erickson	1995-97
3. 61	Danny Hamblin	2004-07
4. 60	Allen Williams	1991-94
5. 58	Brian Kirby	1998-01
58	Jim Kremers	1985-88
58	Ralph Kraus	1983-86
8. 56	Greg D'Alexander	1987-90
56	Jeff King	1984-86
10. 55	Eric Hinske	1996-98
55	John Hennell	1978-81

TRIPLES

3B	Player	Years
1. 20	Ty Bilderback	1992-95
2. 19	Allen Williams	1991-94
3. 18	Norm Roberts	1982-85
4. 17	Troy Eklund	1986-89
17	Ralph Kraus	1983-86
6. 15	Jason McConnell	1995-97
7. 14	Scott Epps	1989-92
14	Kevin McReynolds	1979-81
14	Johnny Ray	1978-79
10. 13	Kenderick Moore	1992-96
13	Bubba Carpenter	1988-91
13	John Hennell	1978-81

HOME RUNS

HR	Player	Years
1. 57	Danny Hamblin	2004-07
2. 56	Ryan Lundquist	1996-99
3. 42	Brett Eibner	2008-10
42	Andy Wilkins	2008-10
42	Jeff King	1984-86
6. 39	Brian Kirby	1998-01
7. 35	Heston Kjerstad	2018-20
35	Rodney Nye	1998-99
35	Greg D'Alexander	1987-90
10. 34	Jake Dugger	2004-07

SLUGGING PCT. (MIN. 300 AB)

SLG	Player	Years
1. .695	Jeff King	1984-86
2. .681	Andy Skeels	1986-87
3. .642	Kevin McReynolds	1979-81
4. .632	Rodney Nye	1998-99
5. .616	Ryan Lundquist	1996-99
6. .608	Eric Hinske	1996-98
7. .590	Heston Kjerstad	2018-20
8. .589	Andy Wilkins	2008-10
9. .587	Brett Eibner	2008-10
.587	Norm Roberts	1982-85
10. .586	Zack Cox	2009-10

RUNS

Runs	Player	Years
1. 241	Ryan Lundquist	1996-99
2. 212	Jack Welsh	1997-00
3. 204	Kenderick Moore	1992-96
4. 202	Danny Hamblin	2004-07
5. 193	Allen Williams	1991-94
6. 188	Matt Erickson	1995-97
7. 182	Jake Dugger	2004-07
182	Troy Eklund	1986-89
9. 178	Eric Hinske	1996-98
178	Jeff King	1984-86

RBI

RBI	Player	Years
1. 233	Ryan Lundquist	1996-99
2. 219	Danny Hamblin	2004-07
3. 204	Jeff King	1984-86
4. 184	Greg D'Alexander	1987-90
5. 180	Troy Eklund	1986-89
6. 173	Eric Hinske	1996-98
173	Jim Kremers	1985-88
8. 165	Andy Wilkins	2008-10
165	Brian Kirby	1998-01
10. 159	Jake Dugger	2004-07

TOTAL BASES

TB	Player	Years
1. 538	Ryan Lundquist	1996-99
2. 522	Danny Hamblin	2004-07
3. 443	Jeff King	1984-86
4. 416	Greg D'Alexander	1987-90
5. 400	Kenderick Moore	1992-96
400	Ralph Kraus	1983-86
7. 399	Allen Williams	1991-94
8. 394	Jake Dugger	2004-07
9. 388	Brian Kirby	1998-01
10. 386	Troy Eklund	1986-89

EXTRA-BASE HITS

EBH	Player	Years
1. 131	Ryan Lundquist	1996-99
2. 121	Danny Hamblin	2004-07
3. 110	Jeff King	1984-86
4. 98	Brian Kirby	1998-01
5. 97	Allen Williams	1991-94
97	Greg D'Alexander	1987-90
7. 96	Ralph Kraus	1983-86
8. 93	Troy Eklund	1986-89
9. 91	Eric Hinske	1996-98
10. 88	Jim Kremers	1985-88

STOLEN BASES

SB	Player	Years
1. 95	Kenderick Moore	1992-96
2. 72	Scott Bridges	2002-05
3. 71	Allen Williams	1991-94
4. 68	Scott Pose	1987-89
5. 65	Jeff Houck	1990-93
6. 63	Jeff Parsons	1993-95
7. 57	Scott Loseke	1982-83
8. 50	Collin Kuhn	2009-11
50	Scott Bridges	2002-05
50	Jack Welsh	1997-00

WALKS

BB	Player	Years
1. 163	Jake Dugger	2004-07
2. 156	Tim Thomas	1989-92
3. 129	Allen Williams	1991-94
4. 121	Danny Hamblin	2004-07
121	Bubba Carpenter	1988-91
6. 120	Jeff Houck	1990-93
7. 114	Luke Bonfield	2015-18
8. 112	Andy Wilkins	2008-10
9. 110	Scott Pose	1987-89
10. 106	Jeff Parsons	1993-95

STRIKEOUTS

K	Player	Years
1. 235	Danny Hamblin	2004-07
2. 224	Brian Kirby	1998-01
3. 211	Jake Dugger	2004-07
4. 202	Carson Shaddy	2015-18
5. 168	Ryan Lundquist	1996-99
6. 161	Brett Eibner	2008-10
7. 158	Christian Franklin	2019-21
8. 157	Casey Martin	2018-20
9. 151	Matt Vinson	2010-13
151	Ryan Fox	2001-03

SACRIFICE HITS

SH	Player	Years
1. 36	Jeff Houck	1990-93
2. 32	Joe Serrano	2012-15
3. 24	Tim Carver	2009-12
4. 22	Scott Hode	2002-05
5. 18	Jacob Morris	2011-13
18	Scott Bridges	2002-05
18	Tim Thomas	1989-92
18	Don Thomas	1986-89
9. 17	James McCann	2009-11
17	Allen Williams	1991-94

SACRIFICE FLIES

SF	Player	Years
1. 20	Greg D'Alexander	1987-90
2. 18	Jeff King	1984-86
3. 16	Danny Hamblin	2004-07
4. 15	Kenderick Moore	1992-96
15	Allen Williams	1991-94
6. 13	Jack Welsh	1997-00
13	Troy Eklund	1986-89
8. 12	Dominic Fletcher	2017-19
12	Luke Bonfield	2015-18
12	Dominic Ficociello	2011-13
12	Scott Hode	2002-05
12	Eric Hinske	1996-98
12	Kyle Harris	1992-94

HIT BY PITCH

HBP	Player	Years
1. 53	Collin Kuhn	2009-11
2. 52	Jack Welsh	1997-00
3. 48	Ryan Lundquist	1996-99
4. 34	Kenderick Moore	1992-96
34	Michael Bernal	2014-16
6. 33	Heston Kjerstad	2018-20
33	Joe Jester	1997-99
8. 32	Brady Toops	2002-04
9. 30	Carson Shaddy	2015-18
30	Brian Anderson	2012-14

* Current players in bold

GAMES PLAYED

Gms	Player	Year
1.	69 Heston Kjerstad	2018
	69 Eric Cole	2018
	69 Dominic Fletcher	2018
4.	68 Haas Pratt	2004
	68 Casey Rowlett	2004
6.	67 Tim Carver	2012
	67 Dominic Ficociello	2012
	67 Matt Reynolds	2012
	67 Jake Dugger	2004
	67 Jim Kremers	1987
	67 Andy Skeels	1987
	67 Kelly Zane	1987

BATTING AVG (MIN. 95 AB)

AVG	Player	Year
1.	.429 Zack Cox	2010
2.	.425 Jeremy Jackson	1997
3.	.417 Bill Dorothy	1969
4.	.398 Matt Erickson	1997
5.	.397 Ryan Lundquist	1997
	.397 Ralph Kraus	1986
7.	.393 Jim Kremers	1987
8.	.391 Matt Erickson	1996
9.	.387 Greg D'Alexander	1990
	.387 Dave Patterson	1986

AT BATS

AB	Player	Year
1.	283 Casey Martin	2019
2.	281 Eric Cole	2018
3.	269 Rodney Nye	1999
4.	267 Dominic Fletcher	2018
5.	266 Heston Kjerstad	2019
6.	265 Dominic Fletcher	2019
7.	264 Tim Carver	2012
8.	263 Joe Jester	1999
9.	262 Heston Kjerstad	2018
	262 Ryan Lundquist	1999

HITS

Hits	Player	Year
1.	102 Zack Cox	2010
2.	97 Matt Erickson	1996
3.	94 Matt Erickson	1997
	94 Jeremy Jackson	1997
	94 Jim Kremers	1987
6.	93 Jeff King	1985
7.	92 Ryan Lundquist	1997
8.	91 Andy Skeels	1987
	91 Ralph Kraus	1986
	91 Dave Patterson	1986

SINGLES

1B	Player	Year
1.	78 Zack Cox	2010
2.	68 Matt Erickson	1996
3.	67 Tom Pagnozzi	1983
4.	66 Scott Pose	1989
	66 Dave Patterson	1986
	66 Dave Patterson	1985
7.	64 Jason McConnell	1996
8.	62 Tim Carver	2012
9.	60 Casey Martin	2018
	60 Casey Rowlett	2004
	60 Matt Erickson	1997
	60 Kenderick Moore	1995
	60 Kirk Piskor	1990
	60 Greg D'Alexander	1989

DOUBLES

2B	Player	Year
1.	28 Jim Kremers	1987
2.	27 Eric Hinske	1998
	27 Matt Erickson	1997
	27 Ralph Kraus	1986
5.	26 Jeff King	1985
6.	25 Trevor Ezell	2019
	25 Andrew Wishy	2003
	25 Andy Skeels	1987
9.	24 Dominic Fletcher	2019
	24 Rodney Nye	1998
	24 Matt Erickson	1996
	24 Kelly Zane	1987

TRIPLES

3B	Player	Year
1.	12 Troy Eklund	1989
	12 Johnny Ray	1979
3.	9 Bob Hughes	1994
4.	8 Kirk McConnell	2002
	8 Jeremy Jackson	1997
	8 Scott Loseke	1983
	8 Kevin McReynolds	1979
	8 Stan Ley	1971
	8 David Marshall	1971
10.	7 Jason McConnell	1996
	7 Ty Bilderback	1994
	7 Andy Skeels	1987
	7 Ralph Kraus	1986
	7 Norm Roberts	1985
	7 Chris Shaddy	1981

HOME RUNS

HR	Player	Year
1.	24 Ryan Lundquist	1997
2.	22 Brett Eibner	2010
	22 Danny Hamblin	2007
4.	20 Andrew Benintendi	2015
	20 Chad Spanberger	2017
	20 Rodney Nye	1999
7.	19 Andy Wilkins	2009
	19 Ryan Fox	2003
9.	18 Andy Skeels	1987
10.	17 Heston Kjerstad	2019
	17 Danny Hamblin	2006
	17 Michael Conner	2002
	17 Eric Hinske	1997
	17 Jeff King	1986
	17 Jeff King	1985
	17 Kevin McReynolds	1980

SLUGGING PCT (MIN. 150 AB)

SLG	Player	Year
1.	.819 Ryan Lundquist	1997
2.	.802 Jeff King	1986
3.	.763 Andy Skeels	1987
4.	.734 Ralph Kraus	1986
5.	.723 Kevin McReynolds	1980
6.	.718 Brett Eibner	2010
7.	.717 Andrew Benintendi	2015
8.	.701 Jeremy Jackson	1997
	.701 Jeff King	1985
10.	.689 Greg D'Alexander	1990

RUNS

Runs	Player	Year
1.	87 Eric Hinske	1997
2.	86 Matt Erickson	1997
3.	83 Ryan Lundquist	1997
4.	78 Jason McConnell	1996
5.	76 Joe Jester	1999
6.	72 Trevor Ezell	2019
	72 Dave Patterson	1986
8.	71 Jason McConnell	1997
	71 Scott Loseke	1983
10.	70 Andy Skeels	1987

RBI

RBI	Player	Year
1.	82 Jeff King	1985
2.	78 Rodney Nye	1999
	78 Ryan Lundquist	1997
4.	76 Eric Hinske	1997
	76 Jim Kremers	1987
	76 Andy Skeels	1987
7.	72 Jeremy Jackson	1997
8.	71 Brett Eibner	2010
	71 Casey Coon	2007
	71 Eric Hinske	1998

TOTAL BASES

TB	Player	Year
1.	190 Ryan Lundquist	1997
2.	184 Andy Skeels	1987
3.	178 Jeff King	1985
4.	168 Ralph Kraus	1986
5.	167 Rodney Nye	1999
6.	162 Andrew Benintendi	2015
7.	161 Collin Kuhn	2010
8.	159 Kevin McReynolds	1980
9.	158 Jim Kremers	1987
10.	155 Casey Martin	2019
	155 Brett Eibner	2010
	155 Eric Hinske	1997
	155 Jeremy Jackson	1997

EXTRA-BASE HITS

EBH	Player	Year
1.	50 Andy Skeels	1987
2.	48 Ryan Lundquist	1997
3.	47 Jeff King	1985
4.	46 Ralph Kraus	1986
5.	42 Jim Kremers	1987
	42 Jeff King	1986
7.	40 Casey Martin	2019
8.	39 Brett Eibner	2010
	39 Rodney Nye	1999
	39 Rodney Nye	1998

STOLEN BASES

SB	Player	Year
1.	42 Scott Loseke	1983
2.	35 Joe Jester	1999
	35 Gary Jones	1982
4.	32 Jeff Parsons	1995
5.	29 Kenderick Moore	1996
	29 Allen Williams	1992
7.	28 Ty Bilderback	1995
	28 Scott Pose	1989
9.	27 Jim Ward	1984
10.	26 Kenderick Moore	1995
	26 Mark Johnson	1990
	26 Dan Campbell	1987

WALKS

BB	Player	Year
1.	68 Scott Loseke	1983
2.	58 Gary Jones	1982
3.	57 Jeff King	1986
4.	54 Tim Thomas	1990
5.	53 Mark Burnett	1999
6.	50 Andrew Benintendi	2015
	50 Jake Dugger	2004
8.	49 Chase Leavitt	2009
9.	48 Andy Wilkins	2009
	48 Tim Thomas	1992

STRIKEOUTS

K	Player	Year
1.	79 Casey Martin	2019
2.	78 Christian Franklin	2021
3.	73 Brian Kirby	1999
4.	69 Danny Hamblin	2007
5.	66 Christian Franklin	2019
6.	65 Heston Kjerstad	2019
	65 Zack Cox	2009
8.	64 Brady Slavens	2021
	64 Casey Martin	2018
10.	63 Carson Shaddy	2018

SACRIFICE HITS

SH	Player	Year
1.	15 Joe Serrano	2013
2.	11 Jeff Houck	1992
3.	10 Tim Carver	2012
	10 Jacob Morris	2012
	10 Jeff Houck	1993
	10 Ron Moore	1987
7.	9 Brady Toops	2004
	9 Matt Erickson	1995
	9 David Williams	1971
10.	8 Matt Reynolds	2011
	8 Jake Arledge	2017
	8 Collin Kuhn	2009
	8 Kenderick Moore	1995
	8 Jeff Parsons	1994
	8 Jeff Houck	1991
	8 Tim Thomas	1990
	8 Don Thomas	1988
	8 Dan Lambeth	1982

SACRIFICE FLIES

SF	Player	Year
1.	12 Greg D'Alexander	1989
2.	9 Eric Hinske	1997
3.	8 Robert Moore	2021
	8 Jacob Nesbit	2019
	8 Brian Anderson	2014
	8 Jack Welsh	1999
7.	7 Heston Kjerstad	2018
	7 Jax Biggers	2018
	7 Luke Bonfield	2017
	7 Tyler Spoon	2015
	7 Scott Hode	2004
	7 Allen Williams	1994
	7 Kyle Harris	1992
	7 Jeff King	1986
	7 Doyle Wilson	1985
	7 Kevin McReynolds	1979

HIT BY PITCH

HBP	Player	Year
1.	25 Collin Kuhn	2010
2.	22 Joe Jester	1999
3.	21 Casey Coon	2007
4.	18 Heston Kjerstad	2018
	18 Michael Bernal	2014
	18 Michael Conner	2002
	18 Jack Welsh	2000
7.	17 Brady Toops	2004
8.	16 Collin Kuhn	2011
	16 Jack Welsh	1998
10.	15 Brian Anderson	2014
	15 Ryan Fox	2003
	15 Jack Welsh	1999

* Current players in bold

APPEARANCES

APP	Player	Years
1.	105 Phillip Stidham	1989-91
2.	92 Kevin Kopps	2017-2021
3.	87 Charley Boyce	2003-06
4.	82 Rob Quarnstrom	1995-98
5.	78 Josh Merryman	2000-03
6.	77 Barrett Astin	2011-13
7.	71 Josh Alberius	2014-17
	71 Brandon Moore	2011-13
	71 Wes McCrotty	1998-01
10.	69 Dominic Taccolini	2014-17
	69 Trent Daniel	2011-13
	69 Zach Jackson	2014-16

VICTORIES

Wins	Player	Years
1.	34 Scott Tabor	1979-82
2.	30 Charley Boyce	2003-06
3.	28 Nick Schmidt	2005-07
4.	26 Dennis Fletcher	1986-89
5.	25 Brian Cook	1990-93
6.	24 Blaine Knight	2016-18
	24 Matt Carnes	1995-97
8.	23 Doug Bennett	1989-91
	23 Kevin Campbell	1984-86
	23 Steve Krueger	1979-80
	23 Rich Erwin	1976-79

SAVES

Saves	Player	Years
1.	33 Phillip Stidham	1989-91
2.	27 Matt Cronin	2017-19
3.	15 Barrett Astin	2011-13
	15 Bill Bakewell	1977-79
5.	14 Tim Deitz	1983-85
6.	13 Kevin Kopps	2017-21
	13 Colby Suggs	2011-13
	13 Stephen Richards	2007-09
	13 Les Lancaster	1982-84
10.	12 Tim Peters	1986-87

COMPLETE GAMES

CG	Player	Years
1.	28 Scott Tabor	1979-82
2.	22 Steve Krueger	1979-80
3.	18 Terry Verhage	1968-71
4.	16 Kevin Campbell	1984-86
5.	15 Matt Carnes	1995-97
6.	14 Rich Erwin	1976-79
	14 Mark McClain	1976-77
	14 Larry Paulsen	1970-73
9.	13 Charlie Corbell	1982-83
10.	10 Brian Cook	1990-93
	10 Warren Hemm	1975-76

GAMES STARTED

GS	Player	Years
1.	55 Charley Boyce	2003-06
2.	52 Nick Schmidt	2005-07
3.	49 Randall Fant	2010-13
4.	46 Kevin Campbell	1984-86
	46 Scott Tabor	1979-82
6.	45 Ryne Stanek	2011-13
7.	44 Dennis Fletcher	1986-89
8.	43 Charlie Isaacson	1999-02
9.	42 Blaine Knight	2016-18
	42 Barry Lunney Jr.	1993-97
	42 Brent Birch	1990-93
	42 Brian Cook	1990-93

INNINGS PITCHED

IP	Player	Years
1.	383.1 Charley Boyce	2003-06
2.	368.0 Scott Tabor	1979-82
3.	340.1 Nick Schmidt	2005-07
4.	306.0 Matt Carnes	1995-97
5.	301.2 Kevin Campbell	1984-86
6.	278.0 Charlie Isaacson	1999-02
7.	272.2 Brent Birch	1990-93
8.	265.0 Rich Erwin	1976-79
9.	261.2 Ray Harris	1985-88
10.	260.0 Brian Cook	1990-93

STRIKEOUTS

K	Player	Years
1.	345 Nick Schmidt	2005-07
2.	301 Matt Carnes	1995-97
3.	283 David Walling	1998-99
4.	261 Scott Tabor	1979-82
5.	244 Blaine Knight	2016-18
6.	232 Kevin Kopps	2017-21
7.	229 Charley Boyce	2003-06
8.	225 Gerald Hannahs	1971-74
9.	224 Isaiah Campbell	2016-19
10.	223 Mike Oquist	1987-89

WALKS

BB	Player	Years
1.	165 Barry Lunney Jr.	1993-97
2.	164 Kevin Campbell	1984-86
3.	161 Dennis Fletcher	1986-89
4.	158 Scott Tabor	1979-82
5.	141 John Cebuhar	1987-88
6.	140 Nick Schmidt	2005-07
7.	129 Matt Carnes	1995-97
8.	122 Charlie Isaacson	1999-02
9.	119 Butch Hopkins	1967-69
10.	118 Scott Brocail	1991-94


ERA (MIN. 100 IP)

ERA	Player	Years
1.	1.62 Phillip Stidham	1989-91
2.	1.66 Steve Krueger	1979-80
3.	2.05 Jalen Beeks	2013-14
4.	2.11 Barrett Astin	2011-13
5.	2.17 Tim Lollar	1977-78
6.	2.28 Zach Jackson	2014-15
7.	2.35 David Rhodes	1977-78
8.	2.55 Ryne Stanek	2011-13
9.	2.59 Kevin Kopps	2017-21
10.	2.64 Chris Oliver	2012-14

* Current players in bold



Charley Boyce is the Razorbacks' all-time leader in innings pitched and starts.



Dominic Taccolini, Matt Cronin and Josh Alberius combined for the 13th no-hitter in school history against Auburn in the quarterfinals of the SEC Tournament on May 25, 2017. Alberius closed the game out over the final two innings after Taccolini started the game (2.0 IP) and Cronin threw the middle innings (3.0 IP).

ARKANSAS NO-HITTERS

Player	Opponent	Score	Date
*Rich Erwin	Missouri Southern	0-0	3/12/76
David Rhodes	Northeastern (Okla.) State	2-0	3/1/77
Scott Glanz	North Dakota State	10-1	3/17/82
Tim Deitz	Texas A&M	3-0	4/2/83
#Fred Faust	Southwest Baptist	21-0	3/21/84
+Steve Parker	Texas A&M	10-0	3/29/86
Dennis Fletcher, Tim Sherrill, Tim Peters	St. Louis	9-0	3/11/87
Brian Cook, Brian Dennison	Evangel	10-0	4/2/91
Todd Abbott	Vanderbilt	6-0	4/1/94
Richie Nye	Iowa State	14-0	3/1/96
+Scott Roehl	Kansas State	2-0	3/20/01
Nick Schmidt, Brian McLelland, Devin Collis	Oklahoma State	3-0	2/11/06
+Dominic Taccolini, Matt Cronin, Josh Alberius	Auburn (SEC Tournament)	12-0	5/25/17

* - 10.2 IP; # - 5.0 IP; + - 7.0 IP

APPEARANCES

APP	Player	Year
1. 36	Phillip Stidham	1991
36	Phillip Stidham	1989
3. 34	Tim Deitz	1985
4. 33	Kevin Kopps	2021
33	Devin Collis	2006
33	Phillip Stidham	1990
33	Bobby Edwards	1987
8. 32	Barrett Astin	2012
32	Boyd Goodner	2004
32	Les Lancaster	1983

VICTORIES

Wins	Player	Year
1. 14	Blaine Knight	2018
2. 13	Steve Krueger	1980
13	Rich Erwin	1979
4. 12	Kevin Kopps	2021
12	Isaiah Campbell	2019
6. 11	Nick Schmidt	2007
11	Charley Boyce	2005
11	Bobby Edwards	1988
11	John Cebuhar	1987
11	Fred Farwell	1985
11	Scott Tabor	1981

SAVES

Sv	Player	Year
1. 14	Matt Cronin	2018
2. 13	Colby Suggs	2013
3. 12	Matt Cronin	2019
12	Phillip Stidham	1989
12	Tim Deitz	1985
6. 11	Kevin Kopps	2021
11	Barrett Astin	2012
11	Phillip Stidham	1990
9. 10	Phillip Stidham	1991
10. 9	Zach Jackson	2015
9	Stephen Richards	2009
9	Devin Collis	2006
9	Jason Stephens	1996

COMPLETE GAMES

CG	Player	Year
1. 11	Steve Krueger	1980
11	Steve Krueger	1979
3. 10	Scott Tabor	1981
10	Rich Erwin	1979
10	Larry Paulsen	1972
6. 8	Mark McClain	1976
7. 7	Charlie Corbell	1982
7	Warren Hemm	1976
9. 6	Eight others	

GAMES STARTED

GS	Player	Year
1. 20	DJ Baxendale	2012
2. 19	Connor Noland	2019
19	Blaine Knight	2018
19	Charley Boyce	2004
19	Clint Brannon	2004
6. 18	Isaiah Campbell	2019
18	Keaton McKinney	2015
18	Nick Schmidt	2007
18	Duke Welker	2007
18	John Cebuhar	1987
18	Kevin Campbell	1985
18	Fred Farwell	1985

INNINGS PITCHED

IP	Player	Year
1. 124.0	Nick Schmidt	2007
124.0	Rich Erwin	1979
3. 122.1	Charley Boyce	2005
4. 121.1	David Walling	1999
5. 120.2	Fred Farwell	1985
6. 118.1	Isaiah Campbell	2019
7. 117.0	Nick Schmidt	2007
117.0	Matt Carnes	1996
9. 116.2	Nick Schmidt	2006
116.2	Scott Cunningham	1994

STRIKEOUTS

K	Player	Year
1. 155	David Walling	1999
2. 145	Nick Schmidt	2006
3. 131	Kevin Kopps	2021
4. 128	Jess Todd	2007
128	David Walling	1998
6. 125	Isaiah Campbell	2019
7. 120	Trevor Stephan	2017
8. 114	Drew Smyly	2010
9. 111	Nick Schmidt	2007
111	Matt Carnes	1995

WALKS

BB	Player	Year
1. 73	John Cebuhar	1987
2. 71	Kevin Campbell	1985
3. 68	John Cebuhar	1988
4. 65	Barry Lunney Jr.	1994
5. 58	Scott Cunningham	1994
58	Dennis Fletcher	1988
7. 55	Darrel Akerfelds	1982
55	Scott Tabor	1979
9. 53	Charlie Isaacson	1999
53	Stuart Huchingson	1980

ERA (MIN. 45 IP)

ERA	Player	Year
1. 0.90	Kevin Kopps	2021
2. 0.95	Phillip Stidham	1990
3. 1.20	Phillip Stidham	1991
4. 1.39	Ryne Stanek	2013
5. 1.49	Tim Brewer	1973
6. 1.50	Boyd Goodner	2004
7. 1.58	DJ Baxendale	2011
8. 1.59	Steve Krueger	1980
9. 1.73	Steve Krueger	1979
10. 1.79	Barrett Astin	2013

* Current players in bold



Matt Cronin set the Arkansas single-season record with 14 saves during the 2018 season.

FRESHMAN RECORDS

HITTING

Games Played

69	Heston Kjerstad	2018
67	Casey Martin	2018
67	Jake Dugger	2004

Batting Average

.383	Jeff King	1984
.345	Casey Martin	2018

At Bats

262	Heston Kjerstad	2018
253	Danny Hamblin	2004
252	Casey Martin	2018

Hits

87	Casey Martin	2018
87	Heston Kjerstad	2018

Doubles

19	Danny Hamblin	2004
16	Heston Kjerstad	2018

Triples

8	Kevin McReynolds	1979
---	------------------	------

Home Runs

14	Cayden Wallace	2021
14	Heston Kjerstad	2018
13	Casey Martin	2018
13	Zack Cox	2009
12	Dominic Fletcher	2017

Runs

65	Heston Kjerstad	2018
53	Danny Hamblin	2004
53	Jeff Houck	1990
52	Cayden Wallace	2021

RBI

58	Heston Kjerstad	2018
55	Jeff King	1984

Stolen Bases

23	Jeff Houck	1990
----	------------	------

Total Bases

145	Heston Kjerstad	2018
140	Casey Martin	2018
122	Danny Hamblin	2004
120	Cayden Wallace	2021

Walks

50	Jake Dugger	2004
----	-------------	------

Strikeouts

65	Zack Cox	2009
----	----------	------

Sacrifice Hits

9	Matt Erickson	1995
---	---------------	------

Sacrifice Flies

7	Heston Kjerstad	2018
7	Kyle Harris	1992
7	Kevin McReynolds	1979

Hit by Pitch

18	Heston Kjerstad	2018
12	Ryan Lundquist	1996

PITCHING

Wins

10	Scott Tabor	1979
----	-------------	------

ERA (min: 45 IP)

1.93	Gerald Hannahs	1971
------	----------------	------

Innings Pitched

99.2	Nick Schmidt	2005
99.2	Charlie Isaacson	1999

Appearances

36	Phillip Stidham	1989
----	-----------------	------

Saves

12	Phillip Stidham	1989
----	-----------------	------

Complete Games

5	Kevin Campbell	1984
---	----------------	------

Starts

19	Connor Noland	2019
----	---------------	------

Strikeouts

111	Matt Carnes	1995
-----	-------------	------

Walks

55	Scott Tabor	1979
----	-------------	------

A || YEAR-BY-YEAR RESULTS

Year	Overall				Conference			Coach
	W	L	T	Pct.	W	L	Pct.	
1897	2	4	0	.333				None Appointed
1901	5	1	0	.833				None Appointed
1902	2	7	0	.222				None Appointed
1903	6	2	0	.750				None Appointed
1905	5	4	0	.556				None Appointed
1908	18	5	0	.783				Hugo Bezdek
1909	12	5	0	.705				Hugo Bezdek
1910	12	8	0	.600				Hugo Bezdek
1911	9	5	0	.791				Hugo Bezdek
1912	7	8	0	.467				Hugo Bezdek
1913	13	6	0	.684				Hugo Bezdek
1914	14	5	0	.737				E.T. Pickering
1915	19	7	0	.731				E.T. Pickering
1916	10	5	0	.667				T.T. McConnell
1919	5	3	0	.625				Claude Watts
1920	3	3	0	.500				Claude Watts
1922	0	6	0	.000	0	6	.000	Norman Coyle
1923	5	11	0	.313	2	5	.286	Francis Schmidt
1924	3	11	0	.214	0	8	.000	Francis Schmidt
1925	5	11	0	.313	1	11	.083	Francis Schmidt
1926	4	13	0	.235	1	10	.091	Francis Schmidt
1927	8	5	0	.615				Francis Schmidt
1928	7	6	0	.538				Francis Schmidt
1929	6	7	0	.461				Francis Schmidt
(Baseball discontinued 1930-46)								
1947	4	8	0	.333				Deke Brackett
1948	12	9	0	.571				Deke Brackett
1949	7	5	0	.538				Deke Brackett
1950	6	6	0	.500				Bill Ferrell
1951	10	7	0	.588				Bill Ferrell
1952	6	9	0	.400				Bill Ferrell
1953	7	11	0	.388				Bill Ferrell
1954	5	16	0	.238				Bill Ferrell
1955	11	11	0	.500				Bill Ferrell
1956	14	6	0	.700				Bill Ferrell
1957	6	7	0	.462				Bill Ferrell
1958	8	10	0	.444				Bill Ferrell
1959	6	8	0	.429				Bill Ferrell
1960	14	9	0	.609				Bill Ferrell
1961	9	8	0	.529				Bill Ferrell
1962	13	7	0	.650				Bill Ferrell
1963	13	10	0	.565				Bill Ferrell
1964	8	10	0	.444				Bill Ferrell
1965	3	14	0	.176				Bill Ferrell
1966	4	16	0	.200				Wayne Robbins
1967	15	14	0	.517				Wayne Robbins
1968	13	11	0	.541				Wayne Robbins
1969	18	10	0	.643				Wayne Robbins
1970	19	13	0	.594				Norm DeBriyn
1971	23	18	1	.560				Norm DeBriyn
1972	16	16	0	.500				Norm DeBriyn
1973	23	7	1	.758				Norm DeBriyn
1974	22	21	0	.512	9	15	.375	Norm DeBriyn
1975	20	22	0	.476	8	14	.364	Norm DeBriyn
1976	31	15	1	.670	12	12	.500	Norm DeBriyn
1977	33	18	0	.647	14	10	.583	Norm DeBriyn
1978	31	13	0	.705	18	6	.750	Norm DeBriyn
1979	49	15	0	.766	19	5	.792	Norm DeBriyn
1980	44	22	0	.667	15	8	.652	Norm DeBriyn
1981	31	21	0	.596	12	9	.571	Norm DeBriyn
1982	40	15	2	.719	13	8	.619	Norm DeBriyn
1983	44	21	0	.677	13	8	.619	Norm DeBriyn
1984	40	16	0	.714	12	9	.571	Norm DeBriyn
1985	51	15	0	.773	13	7	.650	Norm DeBriyn
1986	43	17	0	.717	15	6	.714	Norm DeBriyn
1987	51	16	1	.757	17	4	.810	Norm DeBriyn
1988	39	23	0	.629	12	9	.571	Norm DeBriyn
1989	51	16	0	.761	17	4	.810	Norm DeBriyn
1990	47	15	0	.758	16	5	.762	Norm DeBriyn
1991	40	22	0	.645	10	11	.476	Norm DeBriyn
1992	31	26	0	.544	10	13	.436	Norm DeBriyn
1993	33	26	0	.559	11	16	.407	Norm DeBriyn

Year	Overall				Conference			Coach
	W	L	T	Pct.	W	L	Pct.	
1994	30	27	0	.526	13	13	.500	Norm DeBriyn
1995	38	23	0	.623	13	15	.448	Norm DeBriyn
1996	39	20	0	.661	15	15	.500	Norm DeBriyn
1997	36	20	0	.643	15	14	.517	Norm DeBriyn
1998	38	21	0	.644	13	14	.481	Norm DeBriyn
1999	42	23	0	.646	22	8	.733	Norm DeBriyn
2000	24	30	0	.444	8	20	.286	Norm DeBriyn
2001	27	29	0	.482	11	19	.367	Norm DeBriyn
2002	35	28	0	.556	13	14	.481	Norm DeBriyn
2003	35	22	0	.614	14	16	.467	Dave Van Horn
2004	45	24	0	.652	19	11	.633	Dave Van Horn
2005	39	22	0	.639	13	17	.433	Dave Van Horn
2006	39	21	0	.650	18	12	.600	Dave Van Horn
2007	43	21	0	.672	18	12	.600	Dave Van Horn
2008	34	24	0	.586	14	15	.483	Dave Van Horn
2009	41	24	0	.631	14	15	.483	Dave Van Horn
2010	43	21	0	.672	18	12	.600	Dave Van Horn
2011	40	22	0	.645	15	15	.500	Dave Van Horn
2012	46	22	0	.676	16	14	.533	Dave Van Horn
2013	39	22	0	.639	18	11	.621	Dave Van Horn
2014	40	25	0	.615	16	14	.533	Dave Van Horn
2015	40	25	0	.615	17	12	.586	Dave Van Horn
2016	26	29	0	.473	7	23	.233	Dave Van Horn
2017	45	19	0	.703	18	11	.621	Dave Van Horn
2018	48	21	0	.696	18	12	.600	Dave Van Horn
2019	46	20	0	.697	20	10	.667	Dave Van Horn
2020	11	5	0	.688	0	0	--	Dave Van Horn
2021	50	13	0	.794	22	8	.733	Dave Van Horn

Team Records - Season

All-Time Record/Seasons:	2,303-1,422-6 (.618)/99
All-Time Conference Record/Seasons:	Southeastern Conference - 439-401 (.523)/29
	Southwest Conference - 249-190 (.567)/23
	Total Conference Record - 688-591 (.538)/52

Razorback All-Time Head Coaching Records

Coach	W	L	T	Pct.	Tenure (Yrs.)
None	20	18	0	.527	1897-1905 (9)
Hugo Bezdek	81	37	0	.704	1908-13 (6)
E.T. Pickering	23	12	0	.657	1914-15 (2)
T.T. McConnell	10	5	0	.667	1916 (1)
Claude Watts	8	6	0	.571	1919-20 (2)
Norman Coyle	0	6	0	.000	1922 (0)
Francis Schmidt	38	64	0	.373	1923-29 (7)
Deke Brackett	23	22	0	.511	1947-49 (3)
Bill Ferrell	139	149	0	.483	1950-65 (16)
Wayne Robbins	50	51	0	.495	1966-69 (4)
Norm DeBriyn	1,161	650	6	.640	1970-2002 (33)
Dave Van Horn	750	402	0	.651	2003-Present (19)
Totals	2,303	1,422	6	.618	



SEC legend Norm DeBriyn (1,161 wins) and current head coach Dave Van Horn (750 wins) have combined for 1,991 of Arkansas' 2,303 total wins in program history.

RECORD BY DATE ||



February

Day	W-L	Win %	Home	Away	Neu.
2	1-0	1.000	0-0	1-0	0-0
3	0-1	.000	0-0	0-1	0-0
4	2-0	1.000	1-0	1-0	0-0
5	1-0	1.000	1-0	0-0	0-0
6	1-0	1.000	1-0	0-0	0-0
7	1-0	1.000	1-0	0-0	0-0
8	0-0	.000	0-0	0-0	0-0
9	2-3	.400	1-0	1-3	0-0
10	4-3	.571	1-0	2-3	1-0
11	10-1	.909	5-0	4-1	1-0
12	5-2	.714	4-0	0-2	1-0
13	7-3	.700	5-1	2-1	0-1
14	12-11	.857	9-0	2-0-1	1-1
15	12-3	.800	9-1	2-1	1-1
16	14-4	.778	12-1	2-2	0-1
17	17-2	.895	13-1	3-1	1-0
18	16-3	.842	12-2	2-1	2-0
19	17-5	.773	16-2	1-3	0-0
20	15-4	.789	12-2	2-0	1-2
21	20-2	.909	14-2	3-0	3-0
22	22-5	.815	20-2	1-2	1-1
23	19-5	.792	18-2	1-2	0-1
24	16-5	.762	14-4	2-1	0-0
25	23-6	.793	22-2	0-4	1-0
26	13-8	.619	11-4	1-3	1-1
27	20-7	.741	17-3	2-2	1-2
28	19-6	.760	11-0	2-2	6-4
29	7-2	.778	3-0	1-1	3-1
Totals	296-81-1	.784	233-29	38-36-1	25-16

March

Day	W-L	Win %	Home	Away	Neu.
1	20-13	.606	12-5	3-5	5-3
2	26-9	.743	18-3	3-3	5-3
3	11-11	.500	7-4	1-3	3-4
4	22-6	.786	16-2	3-3	3-1
5	23-6	.793	19-2	4-4	0-0
6	22-10	.688	16-6	4-3	2-1
7	18-9	.667	17-2	0-5	1-2
8	23-5-1	.793	21-2-1	1-3	1-0
9	20-17	.541	18-10	2-7	0-0
10	33-6	.846	28-4	5-2	0-0
11	21-6	.778	19-3	2-3	0-0
12	18-12-1	.583	14-6-1	3-6	1-0
13	30-5	.857	26-2	4-1	0-2
14	26-10	.722	22-2	1-8	3-0
15	23-14	.622	21-6	0-7	2-1
16	30-5	.857	22-2	7-2	1-1
17	31-12	.721	20-5	7-7	4-0
18	20-12	.625	11-6	8-5	1-1
19	22-15-1	.592	13-3-1	8-10	1-2
20	22-13	.629	11-3	10-9	1-1
21	29-13	.690	19-5	10-8	0-0
22	26-13	.667	15-6	10-7	1-0
23	25-14	.641	15-3	10-11	0-0
24	17-12	.586	8-6	9-5	0-1
25	31-13	.705	25-6	4-8	1-0
26	23-13-1	.635	17-9-1	5-3	1-1
27	28-13	.683	19-5	7-3	1-6
28	22-14	.611	14-5	7-4	1-5
29	13-19	.406	9-6	4-11	0-2
30	16-16	.500	12-5	4-11	0-0
31	26-10	.722	14-6	10-4	2-0
Totals	714-348-4	.672	518-139-4	155-172	41-37

April

Day	W-L	Win %	Home	Away	Neu.
1	21-16	.568	11-4	10-10	0-2
2	16-15	.516	6-7	10-7	0-1
3	24-10	.706	13-2	11-7	0-1
4	19-17	.528	10-10	9-7	0-0
5	25-13	.658	18-3	7-10	0-0
6	21-16	.568	16-10	5-6	0-0
7	25-7	.781	19-3	6-4	0-0
8	23-13	.639	20-9	3-4	0-0
9	24-10	.706	19-4	5-6	0-0
10	15-16	.484	9-8	6-8	0-0
11	22-12	.647	11-4	11-8	0-0
12	13-18	.419	9-4	4-14	0-0
13	25-12	.676	18-6	7-6	0-0
14	24-14	.632	18-8	5-6	1-0
15	26-11	.703	18-3	8-8	0-0
16	17-14	.548	9-5	8-9	0-0
17	24-10	.706	16-2	8-8	0-0
18	21-13	.618	13-2	8-11	0-0
19	24-14	.632	8-6	16-7	0-1
20	20-15	.571	16-4	2-11	2-0
21	20-19	.513	14-5	5-14	1-0
22	15-15	.500	3-4	12-11	0-0
23	22-17	.564	13-5	9-11	0-1
24	20-12	.625	9-7	11-3	0-2
25	15-15	.500	7-2	6-13	2-0
26	15-16	.484	9-5	6-10	0-1
27	23-15	.605	7-4	15-11	1-0
28	17-11	.607	10-4	7-6	0-1
29	22-6	.786	15-1	6-3	1-2
30	23-9	.719	16-4	7-4	0-1
Totals	621-401	.607	380-145	233-243	8-13

May

Day	W-L	Win %	Home	Away	Neu.
1	11-14	.444	6-11	4-3	1-0
2	12-15	.444	9-9	3-6	0-0
3	13-7	.650	8-3	5-4	0-0
4	13-13	.500	10-7	3-6	0-0
5	12-8	.600	6-5	6-3	0-0
6	13-6	.684	11-3	2-3	0-0
7	12-7	.632	7-1	5-6	0-0
8	8-16	.333	5-4	3-10	0-2
9	13-8	.619	8-1	3-7	2-0
10	10-9	.526	7-3	3-5	0-1
11	12-9	.571	8-4	3-5	1-0
12	18-5	.783	7-1	10-2	1-2
13	8-13	.381	3-4	2-7	3-2
14	10-14	.417	3-5	4-7	3-2
15	14-14	.500	4-5	7-5	3-4
16	8-11	.421	0-3	6-7	2-1
17	12-5	.706	5-2	4-2	3-1
18	6-10	.375	3-2	2-7	1-1
19	9-8	.529	4-2	1-4	4-2
20	7-9	.438	2-3	1-2	4-4
21	8-8	.500	5-2	1-1	2-5
22	12-8	.600	1-2	3-1	8-5
23	8-9	.471	1-0	0-0	7-9
24	3-7	.300	0-0	0-0	3-7
25	4-7	.364	0-0	1-0	3-7
26	8-6	.571	0-0	0-1	8-5
27	5-6	.455	0-0	0-0	5-6
28	3-5	.429	1-0	0-1	2-4
29	5-3	.625	1-2	0-0	4-1
30	4-3	.571	1-0	1-0	2-3
31	7-4	.636	1-0	0-2	6-2
Totals	288-267	.519	127-84	83-107	78-76

June

Day	W-L	Win %	Home	Away	Neu.
1	8-1	.889	3-0	0-1	5-0
2	6-4	.600	3-2	1-1	2-1
3	6-5	.545	3-2	0-0	3-3
4	7-2	.778	4-2	1-0	2-0
5	7-4	.636	4-2	1-2	2-0
6	4-6	.400	2-3	1-1	1-2
7	4-0	1.000	3-0	1-0	0-0
8	1-3	.250	1-0	0-1	0-2
9	1-3	.250	1-1	0-2	0-0
10	2-1	.667	1-1	1-0	0-0
11	4-0	1.000	3-0	1-0	0-0
12	1-2	.333	1-1	0-1	0-0
13	1-3	.250	0-1	0-1	1-1
14	0-0	.000	0-0	0-0	0-0
15	0-3	.000	0-0	0-0	0-3
16	1-0	1.000	0-0	0-0	1-0
17	2-1	.667	0-0	0-0	2-1
18	1-1	.500	0-0	0-0	1-1
19	0-2	.000	0-0	0-0	0-2
20	1-0	1.000	0-0	0-0	1-0
21	0-1	.000	0-0	0-0	0-1
22	1-1	.500	0-0	0-0	1-1
23	0-0	.000	0-0	0-0	0-0
24	0-0	.000	0-0	0-0	0-0
25	0-0	.000	0-0	0-0	0-0
26	1-0	1.000	0-0	0-0	1-0
27	0-1	.000	0-0	0-0	0-1
28	0-1	.000	0-0	0-0	0-1
Totals	59-45	.567	29-15	7-10	23-20

*Bold indicates 2022 game date



Chad Spanberger hit nine home runs and drove in 18 runs during May of 2017, propelling Arkansas to host an NCAA Regional.



Tim Carver got off to a red-hot start in 2012, hitting .462 in February with 12 hits, eight runs scored and nine runs batted in.



Haas Pratt caught fire in April of 2004, hitting .351 with 27 hits, nine doubles and 21 RBI to spark the Hogs' College World Series run.



Joe Serrano had a June to remember in 2012, hitting .444 with 12 hits to lead Arkansas to the College World Series.

Year	G	AB	R	H	Avg.	2B	3B	HR	RBI	TB	Slg.%	BB	HBP	SO	SB	SF	SH	E
1968	24	739	146	215	.291	41	9	8	124	290	.403	125	10	118	37	-	17	-
1969	28	841	171	252	.300	44	7	23	145	379	.451	127	-	141	38	-	-	-
1970	32	890	193	247	.278	31	13	14	142	346	.389	138	7	154	49	-	30	-
1971	41	1166	221	320	.274	53	22	17	180	468	.401	142	12	183	66	-	30	-
1972	34	963	140	242	.251	32	16	11	116	339	.352	100	7	173	33	-	25	-
1973	28	777	167	240	.309	31	7	18	140	339	.436	124	8	117	50	-	11	-
1974	43	1256	209	335	.266	49	7	27	175	456	.363	157	12	216	42	-	28	55
1975	42	1193	186	297	.249	49	16	4	143	400	.335	169	17	183	51	-	24	75
1976	47	1382	226	379	.274	55	16	21	195	529	.383	194	9	194	72	-	42	-
1977	51	1459	225	356	.244	51	14	20	194	495	.339	191	20	246	79	13	14	-
1978	44	1288	235	347	.269	52	21	22	194	507	.394	224	13	173	89	14	11	60
1979	64	1978	393	600	.303	115	40	47	351	936	.473	246	22	245	75	28	23	91
1980	66	2023	408	624	.308	107	35	57	357	972	.480	221	14	268	78	22	11	108
1981	52	1707	398	533	.312	96	25	38	351	793	.465	236	9	251	69	26	22	73
1982	57	1681	349	525	.312	69	26	21	286	709	.422	223	13	218	142	30	45	74
1983	65	2079	437	618	.297	112	38	31	367	899	.432	290	28	345	155	26	20	115
1984	56	1775	439	593	.334	100	34	45	373	896	.504	247	32	230	103	30	25	88
1985	66	2192	543	704	.321	139	34	74	470	1133	.517	361	25	356	95	24	25	90
1986	60	1988	457	613	.308	123	33	54	416	964	.485	279	25	303	77	40	26	84
1987	68	2273	575	740	.326	172	38	70	498	1198	.527	355	23	348	123	31	44	96
1988	62	2019	482	610	.302	125	29	64	417	985	.488	301	31	309	100	32	28	67
1989	67	2233	466	686	.307	142	35	38	405	1012	.453	290	32	327	115	37	30	64
1990	62	1995	437	548	.325	115	34	46	394	969	.486	309	39	276	117	19	28	75
1991	62	1979	392	547	.276	103	31	37	329	823	.416	237	45	289	73	37	34	79
1992	57	1878	399	542	.289	101	30	29	347	790	.421	280	40	331	112	29	38	64
1993	59	1917	379	548	.286	106	34	26	326	797	.416	261	32	335	115	20	35	84
1994	57	2094	420	629	.300	119	38	36	357	932	.445	234	35	400	119	25	30	110
1995	61	2110	407	642	.304	106	34	34	342	918	.435	196	49	352	133	42	45	99
1996	59	2123	477	655	.313	127	31	38	420	968	.456	252	61	323	94	21	21	109
1997	56	2118	589	723	.341	168	29	80	525	1189	.561	236	50	355	90	27	14	91
1998	59	2110	498	666	.316	142	13	71	459	1047	.496	251	68	374	64	31	25	87
1999	65	2339	529	705	.301	153	7	84	473	1124	.481	325	90	441	136	27	33	88
2000	54	1904	381	550	.289	119	12	35	332	798	.419	229	72	358	66	26	32	101
2001	56	1954	353	570	.292	105	15	45	318	840	.430	207	61	357	73	19	32	101
2002	63	2187	399	608	.278	104	15	51	354	895	.409	241	89	462	63	21	37	80
2003	57	1994	377	574	.288	125	14	53	347	886	.444	206	94	370	43	16	38	89
2004	69	2402	446	697	.290	126	11	53	389	1004	.418	304	68	451	112	34	48	111
2005	61	2119	400	643	.303	133	10	53	368	955	.451	214	74	386	108	32	33	87
2006	60	2057	380	584	.284	118	11	64	336	916	.445	272	58	454	82	19	39	90
2007	64	2203	481	634	.288	135	7	75	433	1008	.458	288	107	482	68	34	38	85
2008	58	2004	418	582	.290	106	11	77	373	941	.470	270	59	439	61	21	40	75
2009	65	2207	412	603	.273	112	13	80	373	981	.444	279	59	518	67	15	43	82
2010	64	2276	481	697	.306	130	11	92	449	1125	.494	261	93	423	73	25	23	87
2011	62	2015	324	544	.270	100	16	38	293	790	.392	198	59	441	122	29	56	76
2012	68	2247	351	608	.271	119	9	39	319	862	.384	245	62	445	68	31	48	80
2013	61	2015	298	524	.260	75	12	27	270	704	.349	242	36	378	49	27	52	87
2014	65	2101	323	552	.263	92	9	28	294	746	.355	219	85	397	56	36	54	73
2015	65	2164	387	623	.288	107	18	53	343	925	.427	273	57	418	55	31	29	63
2016	55	1870	324	515	.275	90	13	49	288	778	.416	222	39	413	40	24	26	63
2017	64	2194	422	627	.286	97	13	83	385	999	.455	258	63	463	27	24	25	55
2018	69	2347	482	695	.296	115	5	98	452	1114	.475	324	69	511	39	42	21	68
2019	66	2279	491	679	.298	142	15	88	458	1115	.489	321	56	581	81	30	27	67
2020	16	565	118	175	.310	33	2	21	111	275	.487	78	15	146	17	7	4	15
2021	63	2094	483	560	.267	100	11	109	433	1009	.482	360	70	567	44	36	10	45


Numbers in **Bold** indicate school records



Rodney Nye set the then-school record for at-bats in a single season with 269 in 1999 when he hit .320 with 11 home runs.



Eric Hinske cracked 30 homers and 91 extra-base hits during his time at Arkansas, continuing his success in his 16-year MLB playing career.



Andy Wilkins hit 15 home runs in 2010 and played a large part in the Razorbacks setting a then-single-season record with 92 home runs.

Year	G	W-L	Pct.	IP	H	R	ER	ERA	BB	SO	CG	SHO	SV
1967	29	15-14	.517	213.1	215	143	109	4.60	137	214	13	2	-
1968	24	13-11	.541	-	-	-	-	-	-	-	-	1	-
1969	28	18-10	.643	210.0	166	95	70	3.00	114	200	13	3	-
1970	32	19-13	.594	228.0	239	132	94	3.71	106	210	15	5	-
1971	41	23-17	.561	298.0	261	157	98	2.96	108	262	-	4	-
1972	34	16-18	.471	248.0	221	137	100	3.63	110	227	13	5	-
1973	31	23-7	.758	204.0	197	105	72	3.18	107	175	18	5	-
1974	43	22-21	.512	330.2	341	287	162	4.41	174	281	29	3	-
1975	42	20-22	.476	310.1	317	188	139	4.03	206	231	11	3	-
1976	47	31-15	.674	361.1	314	147	110	2.74	131	254	27	9	-
1977	51	33-18	.647	390.1	303	153	123	2.84	170	308	14	13	-
1978	44	31-13	.705	343.1	282	178	132	3.46	190	320	11	9	6
1979	64	49-15	.766	503.0	401	215	169	3.02	275	341	32	9	7
1980	66	44-22	.667	500.2	450	286	209	3.76	287	340	34	9	5
1981	52	31-21	.596	414.1	389	255	205	4.45	235	265	21	5	4
1982	57	40-15	.603	447.1	335	201	149	3.00	254	349	30	6	4
1983	65	44-21	.698	526.2	527	322	240	4.10	238	286	10	4	11
1984	56	40-16	.714	444.2	430	253	199	4.03	224	312	16	5	12
1985	66	51-15	.773	546.1	567	332	277	4.56	290	361	14	5	14
1986	60	43-17	.717	501.0	447	250	205	3.68	242	358	14	8	10
1987	68	51-16	.757	567.1	590	344	281	4.46	315	496	7	5	16
1988	62	39-23	.629	508.2	489	348	307	5.43	314	401	14	5	9
1989	67	51-16	.761	576.0	504	255	216	3.38	249	495	12	6	17
1990	62	47-15	.758	520.0	513	255	210	3.63	208	390	10	2	15
1991	62	40-22	.645	518.2	472	268	207	3.59	240	387	3	3	13
1992	57	31-26	.544	481.2	539	353	316	5.90	226	317	15	5	3
1993	59	33-26	.559	500.1	501	288	239	4.30	222	432	6	2	9
1994	57	30-27	.526	517.1	562	355	290	5.05	295	377	7	3	9
1995	61	38-23	.623	536.1	547	337	283	4.75	264	506	10	2	15
1996	59	39-20	.661	522.0	504	305	243	4.19	206	434	10	3	12
1997	56	36-20	.643	491.0	581	405	338	6.20	248	414	3	1	9
1998	59	38-21	.644	520.1	551	366	305	5.28	208	480	4	2	14
1999	65	42-23	.646	578.0	579	397	329	5.12	297	554	6	0	11
2000	54	24-30	.444	476.1	568	416	332	6.27	263	365	1	1	12
2001	56	27-29	.482	490.2	490	325	253	4.64	209	403	2	3	10
2002	63	35-28	.556	565.0	624	336	277	4.41	181	378	2	2	14
2003	57	35-22	.614	513.2	557	293	233	4.08	111	383	3	0	10
2004	69	45-24	.652	621.1	686	339	267	3.87	186	448	3	1	16
2005	61	39-22	.639	540.1	552	300	243	4.05	196	371	3	2	13
2006	60	39-21	.650	536.0	519	273	217	3.64	169	453	1	1	19
2007	64	43-21	.672	569.0	532	294	249	3.94	219	565	7	5	12
2008	58	34-24	.586	518.0	550	344	283	4.92	220	445	2	1	9
2009	65	41-24	.631	580.0	595	363	301	4.67	245	511	1	4	16
2010	64	43-21	.672	574.2	558	297	251	3.93	189	551	2	2	13
2011	62	40-22	.645	542.2	474	222	193	3.20	204	447	2	6	20
2012	68	46-22	.676	613.0	513	231	193	2.83	224	534	0	10	17
2013	61	39-22	.639	547.1	413	166	115	1.89	195	477	1	8	19
2014	65	40-25	.615	575.1	440	206	168	2.63	210	435	6	10	14
2015	65	40-25	.615	570.2	543	304	259	4.08	282	484	2	5	15
2016	55	26-29	.473	484.0	503	317	269	5.00	238	452	2	4	9
2017	64	45-19	.703	564.0	486	254	226	3.61	207	619	2	7	14
2018	69	48-21	.696	603.1	530	290	238	3.55	228	619	0	6	26
2019	66	46-20	.697	581.2	485	288	252	3.90	238	615	0	5	15
2020	16	11-5	.688	142.0	129	71	38	3.68	51	143	0	1	3
2021	63	50-13	.794	558.0	467	257	234	3.77	218	657	0	5	20


Numbers in **Bold** indicate school records



Cliff Lee posted a 4-3 record in 2000 with the Razorbacks and went on to win the American League Cy Young Award in 2008.



Blaine Knight went 14-0 in 2018, setting the program's single-season wins record. He was the only pitcher in the nation with a 14-0 record.



Matt Carnes recorded 301 strikeouts and 24 wins during his three-year career at Arkansas.



|| YEAR-BY-YEAR LEADERS

HITTING (Min. 2.5 AB per game)

Batting Average

Year	AVG	Player
1952	.308	Lyle Wilkerson
1953	.394	Lamar McHan
1954	.333	Preston Carpenter
1955	.359	Joe Thompson
1956	.386	Joe Kretschmar
1957	.400	L. Drummonds
1958	.369	L. Drummonds
1959	.320	Pat Foster
1960	.341	Jerry Carlton
	.341	Pat Foster
1961	.375	Jerry Carlton
1962	.382	Jerry Carlton
1963	.371	Jim Jay
1964	.383	Mike Haynie
1965	.322	Bill Gray
1966	.292	Ronnie Tiffie
1967	.341	Fredy Washington
1968	.352	Mike Pryor
1969	.417	Bill Dorothy
1970	.342	Mike Pryor
1971	.326	David Marshall
1972	.327	Stan Ley
1973	.395	Keith Cochran
1974	.372	John Jenkins
1975	.358	Wally Erwin
1976	.350	Bill Montgomery
1977	.301	Arvis Harper
1978	.356	Tim Lollar
1979	.357	Ed Wallace
1980	.386	Kevin McReynolds
1981	.378	Billy Dees
1982	.367	Dave Van Horn
1983	.362	Tom Pagnozzi
1984	.383	Jeff King
1985	.366	Jeff King
1986	.397	Ralph Kraus
1987	.393	Jim Kremers
1988	.337	Randy Bobb
1989	.383	Scott Pose
1990	.387	Greg D'Alexander
1991	.354	Mark Johnson
1992	.335	Scott Epps
1993	.335	Allen Williams
1994	.353	Kyle Harris
1995	.371	Ty Bilderback
1996	.391	Matt Erickson
1997	.425	Jeremy Jackson
1998	.365	Eric Hinske
1999	.338	Joe Jester
2000	.356	Scott Crossett
2001	.357	Jeff Hoefler
2002	.316	Scott Bridges
2003	.332	Clay Goodwin
2004	.319	Clay Goodwin
2005	.341	Danny Hamblin
2006	.326	Craig Gentry
2007	.347	Logan Forsythe
2008	.366	Chase Leavitt
2009	.319	Andy Wilkins
2010	.429	Zack Cox
2011	.335	Dominic Ficiocello
2012	.323	Matt Reynolds
2013	.325	Brian Anderson
2014	.328	Brian Anderson
2015	.376	Andrew Benintendi
2016	.332	Carson Shaddy
2017	.338	Jax Biggers
2018	.345	Casey Martin
2019	.345	Matt Goodheart
2020	.448*	Heston Kjerstad
2021	.284	Brady Slavens

At Bats

Year	AB	Player
1967	102	Randy Marshall
1968	76	Bill Brill
1969	104	Mike Pryor
1970	98	Fred Wanger
1971	141	Stan Ley
	141	David Marshall
1972	110	Stan Ley
1973	95	Thurman Smith
1974	137	Doug Pogue
1975	134	Ralph Bradbury
1976	171	Ralph Bradbury
1977	187	Ralph Bradbury
1978	154	Johnny Ray
1979	235	Johnny Ray
1980	220	Kevin McReynolds
1981	196	Billy Dees
1982	202	Keith Longoria
1983	250	Brett Harrison
1984	196	Jeff King
1985	254	Jeff King
1986	235	Dave Patterson
1987	241	Andy Skeels
1988	215	Jim Kremers
1989	242	Greg D'Alexander
1990	247	Kirk Piskor
1991	226	Mark Johnson
1992	229	Allen Williams
1993	212	Allen Williams
1994	243	Kenderick Moore

1995	252	Kenderick Moore
1996	255	Jason McConnell
1997	251	Jason McConnell
1998	233	Eric Hinske
1999	269	Rodney Nye
2000	203	Brian Kirby
2001	202	Brian Kirby
2002	224	Michael Conner
2003	232	Haas Pratt
2004	258	Haas Pratt
2005	224	Clay Goodwin
2006	235	Danny Hamblin
2007	232	Danny Hamblin
2008	224	Tim Smalling
2009	241	Scott Lyons
2010	259	Collin Kuhn
2011	237	Bo Bigham
2012	264	Tim Carver
2013	236	Tyler Spoon
2014	241	Brian Anderson
2015	245	Tyler Spoon
2016	211	Carson Shaddy
2017	248	Luke Bonfield
2018	267	Dominic Fletcher
2019	283	Casey Martin
2020*	67	Heston Kjerstad
2021	240	Cayden Wallace

Runs

Year	Runs	Player
1967	31	Fredy Washington
1968	20	Fredy Washington
1969	26	Mike Pryor
1970	27	H.A. Scott
1971	38	David Marshall
1972	22	Stan Ley
1973	23	Thurman Smith
1974	27	Dennis Lundquist
1975	30	Wally Erwin
1976	31	Bill Montgomery
1977	27	Arvis Harper
	27	Tim Lollar
1978	27	Shaun Lacey
	27	Johnny Ray
1979	55	Johnny Ray
1980	57	Kevin McReynolds
1981	45	Todd Zacher
1982	65	Gary Jones
1983	71	Scott Loseke
1984	52	Brett Harrison
1985	64	Jeff King
1986	72	Dave Patterson
1987	70	Andy Skeels
1988	54	Troy Eklund
1989	62	Troy Eklund
1990	56	Kirk Piskor
1991	69	Mark Johnson
1992	50	Allen Williams
1993	59	Allen Williams
1994	58	Allen Williams
1995	61	Ty Bilderback
1996	78	Jason McConnell
1997	87	Eric Hinske
1998	65	Jack Welsh
1999	76	Joe Jester
2000	66	Jack Welsh
2001	39	Michael Conner
2002	52	Michael Conner
2003	50	Ryan Fox
2004	53	Danny Hamblin
2005	44	Danny Hamblin
2006	46	Danny Hamblin
2007	59	Danny Hamblin
2008	60	Chase Leavitt
2009	54	Ben Tschepikow
2010	67	Zack Cox
2011	44	Collin Kuhn
2012	48	Matt Reynolds
2013	47	Brian Anderson
2014	45	Andrew Benintendi
2015	62	Andrew Benintendi
2016	41	Carson Shaddy
	41	Rick Nomura
2017	54	Chad Spanberger
2018	65	Heston Kjerstad
2019	72	Trevor Ezell
2020*	21	Christian Franklin
2021	59	Robert Moore

Hits

Year	Hits	Player
1967	31	Fredy Washington
1968	25	Mike Pryor
1969	40	Bill Dorothy
1970	33	Fred Wanger
1971	46	David Marshall
1972	36	Stan Ley
1973	30	Keith Cochran
1974	48	John Jenkins
1975	43	Wally Erwin
1976	31	Bill Montgomery
1977	44	Arvis Harper
1978	47	Johnny Ray
1979	77	Johnny Ray
1980	85	Kevin McReynolds
1981	74	Billy Dees
1982	65	Keith Longoria
1983	88	Tom Pagnozzi

1984	75	Jeff King
1985	93	Jeff King
1986	91	Ralph Kraus
	91	Dave Patterson
1987	94	Jim Kremers
1988	70	Randy Bobb
1989	86	Greg D'Alexander
1990	89	Kirk Piskor
1991	80	Mark Johnson
1992	73	Scott Epps
	73	Allen Williams
1993	71	Allen Williams
1994	76	Bob Hughes
1995	80	Kenderick Moore
1996	97	Matt Erickson
1997	94	Matt Erickson
	94	Jeremy Jackson
1998	85	Eric Hinske
1999	89	Joe Jester
2000	67	Scott Crossett
2001	61	Jeff Hoefler
2002	64	Michael Conner
2003	72	Haas Pratt
2004	80	Haas Pratt
2005	75	Danny Hamblin
2006	68	Danny Hamblin
2007	78	Logan Forsythe
2008	65	Logan Forsythe
2009	76	Ben Tschepikow
2010	102	Zack Cox
2011	75	Dominic Ficiocello
2012	79	Tim Carver
2013	68	Brian Anderson
	68	Tyler Spoon
2014	79	Brian Anderson
2015	85	Andrew Benintendi
2016	70	Carson Shaddy
2017	73	Chad Spanberger
2018	88	Eric Cole
2019	87	Heston Kjerstad
2020*	30	Heston Kjerstad
2021	67	Cayden Wallace

RBI

Year	RBI	Player
1967	21	Bill Brill
1968	16	Fredy Washington
1969	27	H.A. Scott
1970	30	Fred Howard
1971	29	H.A. Scott
1972	17	Stephen Ballard
1973	19	Stephen Ballard
	19	Tommy Neal
1974	28	Dennis Lundquist
1975	23	Bill Montgomery
1976	35	Bill Montgomery
1977	30	Marc Brumble
1978	28	Arvis Harper
1979	47	Johnny Ray
1980	57	Kevin McReynolds
1981	50	John Hennell
1982	39	Mike Robinson
1983	50	Tom Pagnozzi
1984	55	Jeff King
1985	82	Jeff King
1986	67	Jeff King
1987	76	Jim Kremers
	76	Andy Skeels
1988	62	Jim Kremers
1989	66	Greg D'Alexander
1990	65	Greg D'Alexander
1991	51	Mark Johnson
1992	49	Allen Williams
1993	43	Bob Hughes
1994	62	Bob Hughes
1995	55	Kit Pellow
1996	66	Kit Pellow
1997	78	Ryan Lundquist
1998	71	Eric Hinske
1999	78	Rodney Nye
2000	46	Kyle Washburn
2001	38	Kyle Washburn
2002	53	Ryan Fox
2003	50	Andrew Wishy
2004	52	Haas Pratt
2005	49	Danny Hamblin
2006	68	Danny Hamblin
2007	71	Casey Coon
2008	48	Brett Elbner
2009	58	Andy Wilkins
2010	71	Brett Elbner
2011	50	Dominic Ficiocello
2012	45	Matt Reynolds
2013	49	Tyler Spoon
2014	51	Brian Anderson
2015	57	Andrew Benintendi
2016	39	Luke Bonfield
2017	67	Chad Spanberger
2018	58	Heston Kjerstad
2019	61	Dominic Fletcher
2020*	20	Heston Kjerstad
2021	63	Brady Slavens

Doubles

Year	2B	Player
1967	6	Ronnie Tiffie
	6	Fredy Washington
1968	9	Bill Brill
1969	10	Fred Wanger
1970	7	H.A. Scott
	7	Fred Wanger
1971	12	Stan Ley
1972	9	Stan Ley
1973	7	Keith Cochran
1974	8	Dennis Lundquist
	8	Doug Pogue
1975	9	Dennis Lundquist
1976	13	Jeff Hemm
1977	10	Tim Lollar
1978	8	Johnny Ray
1979	17	Marc Brumble
1980	21	John Hennell
1981	18	Billy Dees
	18	John Hennell
1982	10	Mike Robinson
	10	Chris Shaddy
1983	16	Tom Pagnozzi
1984	15	Jim Ward
1985	26	Jeff King
1986	27	Ralph Kraus
1987	28	Jim Kremers
1988	20	Jim Kremers
1989	16	Troy Eklund
1990	18	Greg D'Alexander
	18	Tim Thomas
1991	21	Mark Johnson
1992	17	Allen Williams
1993	21	Allen Williams
1994	19	Bob Hughes
1995	16	Kit Pellow
1996	24	Matt Erickson
1997	27	Matt Erickson
1998	27	Eric Hinske
1999	20	Joe Jester
	20	Ryan Lundquist
2000	20	Greg Blum
2001	16	Brian Kirby
2002	14	Ryan Fox
2003	25	Andrew Wishy
2004	19	Danny Hamblin
2005	19	Danny Hamblin
2006	18	Chris Hollensworth
2007	16	Logan Forsythe
	16	Jeff Nutt
2008	15	Ben Tschepikow
2009	18	Andy Wilkins
2010	18	Collin Kuhn
2011	15	Dominic Ficiocello
2012	20	Bill Reynolds
2013	12	Brian Anderson
2014	16	Eric Fisher
2015	20	Tyler Spoon
2016	14	Rick Nomura
2017	14	Jax Biggers
	14	Grant Koch
2018	16	Heston Kjerstad
	16	Dominic Fletcher
2019	25	Trevor Ezell
2020*	6	Casey Opitz
2021	15	Christian Franklin

Triples

Year	3B	Player
1967	2	Ronnie Tiffie
1968	3	Randy Marshall
1969	3	H.A. Scott
1970	5	Freddy Howard
1971	8	Stan Ley
	8	David Marshall
1972	5	Stan Ley
1973	2	Tommy Neal
	2	Greg Snowden
1974	2	John Jenkins
	2	Mike Kirkland
	2	Greg Snowden
1975	6	Wally Erwin
1976	4	Ralph Bradbury
1977	5	Arvis Harper
1978	6	Arvis Harper
1979	12	Johnny Ray
1980	6	Kevin McReynolds
1981	7	Chris Shaddy
1982	6	Gary Jones
1983	8	Scott Loseke
1984	5	Norm Roberts
1985	7	Norm Roberts
1986	7	Ralph Kraus
1987	7	Andy Skeels
1988	6	Scott Pose
1989	12	Troy Eklund
1990	6	Scott Epps
1991	6	Bubba Carpenter
	6	Mark Johnson
1992	6	Allen Williams
1993	6	Allen Williams
1994	9	Bob Hughes
1995	6	Ty Bilderback
1996	7	Jason McConnell
1997	8	Jeremy Jackson
1998	3	Brent Caldwell



1999	3	Jack Welsh
2000	3	Jeff Hoefler
	3	Kyle Washburn
2001	2	Ryan Fox
	2	Kyle Washburn
	2	Andrew Wishy
2002	8	Kirk McConnell
2003	3	Scott Bridges
	3	Clay Goodwin
2004	3	Jake Dugger
	3	Scott Hode
2005	2	Clay Goodwin
	2	Casey Rowlett
2006	3	Craig Gentry
2007	2	Logan Forsythe
	2	Brad Secrist
2008	3	Ben Tschepikow
2009	4	Ben Tschepikow
2010	4	Collin Kuhn
2011	4	Kyle Robinson
2012	3	Derrick Bleeker
	3	Jacob Morris
2013	5	Brian Anderson
2014	3	Brian Anderson
2015	6	Bobby Wernes
2016	3	Jake Arledge
2017	4	Jax Biggers
2018	2	Carson Shaddy
2019	4	Jack Kenley
	4	Casey Martin
2020*	1	Christian Franklin
	1	Casey Opitz
2021	3	Robert Moore
	3	Brady Slavens

Home Runs

Year	HR	Player
1967	4	Bill Brill
1968	3	Randy Marshall
1969	8	Mike Pryor
1970	3	Bill Dorothy
	3	Mark Jones
	3	H.A. Scott
1971	6	Greg Palka
	6	H.A. Scott
1972	4	Barton Rhoades
1973	4	Mike Kirkland
1974	5	John Jenkins
1975	1	James Andree
	1	Jeff Hemm
	1	Dennis Lundquist
	1	Doug Pogue
1976	5	Bill Montgomery
1977	6	Marc Brumble
1978	6	Tim Lollar
1979	8	John Hennell
	8	Kevin McReynolds
1980	17	Kevin McReynolds
1981	10	Reggie Thomas
1982	6	Gary Jones
1983	6	Mike Robinson
1984	8	Jeff King
	8	Tony Laird
1985	17	Jeff King
1986	17	Jeff King
1987	18	Andy Skeels
1988	13	Greg D'Alexander
1989	9	Troy Eklund
1990	14	Greg D'Alexander
1991	7	Kirk Piskor
1992	10	Scott Epps
1993	7	Allen Williams
1994	6	Steve Taft
	6	Allen Williams
1995	12	Kit Pellow
1996	9	Kenderick Moore
1997	24	Ryan Lundquist
1998	15	Rodney Nye
1999	20	Rodney Nye
2000	9	Brian Kirby
2001	9	Michael Conner
	9	Brian Kirby
2002	17	Michael Conner
2003	19	Ryan Fox
2004	8	Jake Dugger
	8	Danny Hamblin
	8	Haas Pratt
2005	10	Danny Hamblin
2006	17	Danny Hamblin
2007	22	Danny Hamblin
2008	14	Aaron Murphree
2009	19	Andy Wilkins
2010	22	Brett Eibner
2011	10	Kyle Robinson
2012	7	Matt Reynolds
2013	4	Brian Anderson
	4	Tyler Spoon
2014	9	Eric Fisher
2015	20	Andrew Benintendi
2016	8	Carson Shaddy
	8	Michael Bernal
	8	Luke Bonfield
2017	20	Chad Spanberger
2018	14	Heston Kjerstad
	14	Casey Martin
2019	17	Heston Kjerstad
2020*	6	Heston Kjerstad
2021	16	Robert Moore

Stolen Bases

Year	SB	Player
1967	6	Terry Baker
1968	12	Fredy Washington
1969	10	Mike Pryor
1970	16	David Marshall
1971	15	H.A. Scott
1972	6	Keith Cochran
	6	Stan Ley
	6	Bruce Mitchell
	6	Thurman Smith
1973	10	Thurman Smith
1974	9	James Andree
1975	18	Wally Erwin
1976	13	Michael Watson
1977	17	Hank Thompson
1978	24	Shaun Lacey
1979	19	Larry Wallace
1980	20	Todd Zacher
1981	20	Don Carter
	20	Todd Zacher
1982	35	Gary Jones
1983	42	Scott Loke
1984	27	Jim Ward
1985	15	Mike Loggins
1986	17	Darin Hernandez
1987	26	Dan Campbell
1988	20	Scott Pose
1989	28	Scott Pose
1990	26	Mark Johnson
1991	23	Mark Johnson
1992	29	Allen Williams
1993	18	Allen Williams
1994	24	Kenderick Moore
1995	32	Jeff Parsons
1996	29	Kenderick Moore
1997	21	Jason McConnell
1998	19	Eric Hinske
1999	35	Joe Jester
2000	19	Jack Welsh
2001	13	Michael Conner
2002	13	Scott Bridges
2003	13	Scott Bridges
2004	24	Scott Bridges
2005	22	Scott Tabor
2006	16	Craig Gentry
2007	18	Logan Forsythe
2008	11	Logan Forsythe
2009	17	Ben Tschepikow
2010	17	Collin Kuhn
2011	24	Tim Carver
2012	16	Matt Reynolds
2013	8	Matt Vinson
2014	17	Andrew Benintendi
2015	24	Andrew Benintendi
2016	7	Jake Arledge
2017	7	Jake Arledge
2018	8	Casey Martin
2019	19	Trevor Ezell
2020*	6	Casey Martin
2021	11	Christian Franklin

PITCHING (min. 20% team games)

Year	Wins	Player
1967	8	Butch Hopkins
1968	3	Joe Fair
	3	Stephan Reagan
1969	7	Jerry Blackwood
1970	6	Terry Verhage
	6	Bill Wyles
1971	7	Terry Verhage
1972	6	Larry Paulsen
1973	5	Tim Brewer
	5	Larry Paulsen
1974	5	Gerald Hannahs
	5	Dennis Pugh
1975	5	Warren Hemm
	5	Richard Miller
1976	8	Warren Hemm
1977	8	Mark McClain
1978	6	Tim Lollar
1979	13	Rich Erwin
1980	13	Steve Krueger
1981	11	Scott Tabor
1982	7	Ed Myers
1983	10	Charlie Corbell
1984	8	Kevin Campbell
1985	11	Fred Farwell
1986	9	John Cebuhar
1987	11	John Cebuhar
1988	11	Bobby Edwards
1989	10	Dennis Fletcher
	10	Mike Oquist
1990	10	Doug Bennett
1991	6	Doug Bennett
	6	Brian Cook
1992	8	Scott Brocail
1993	9	Brian Cook
1994	8	Scott Cunningham
1995	9	Alan Mahaffey
1996	10	Matt Carnes
1997	7	Matt Carnes
	7	Lance Franks
1998	10	David Walling

1999	10	David Walling
2000	4	Gary Hogan Jr.
	4	Cliff Lee
2001	4	Scott Roehl
2002	7	Charlie Isaacson
2003	8	Scott Roehl
2004	10	Charley Boyce
	10	Jay Sawatski
2005	11	Charley Boyce
2006	9	Nick Schmidt
2007	11	Nick Schmidt
2008	5	Cliff Springston
2009	9	Dallas Keuchel
2010	9	Drew Smyly
2011	10	DJ Baxendale
2012	8	DJ Baxendale
	8	Ryne Stanek
2013	10	Ryne Stanek
2014	9	Chris Oliver
2015	7	Jackson Lowery
2016	5	Dominic Taccolini
2017	8	Blaine Knight
2018	14	Blaine Knight
2019	12	Isaiah Campbell
2020*	2	Connor Noland
	2	Patrick Wicklander
2021	12	Kevin Kopps

ERA

Year	ERA	Player
1967	3.48	John Tyra
1968		not available
1969	2.08	Jerry Blackwood
1970	2.67	Freddy Howard
1971	1.79	Gerald Hannahs
1972	2.23	Larry Paulsen
1973	1.91	Tim Brewer
1974	3.16	Gerald Hannahs
1975	3.28	Richard Miller
1976	2.23	Rich Erwin
1977	1.16	Bill Bakewell
1978	1.37	Bill Bakewell
1979	1.73	Steve Krueger
1980	1.40	John Stanley
1981	2.38	Scott Tabor
1982	2.59	Scott Tabor
1983	2.88	Charlie Corbell
1984	2.36	Dera Clark
1985	2.53	Tim Dietz
1986	2.30	Steve Parker
1987	2.73	Dennis Fletcher
1988	4.42	Bobby Edwards
1989	2.68	Phillip Stidham
1990	0.95	Phillip Stidham
1991	1.20	Phillip Stidham
1992	3.08	Lyle Beckemeyer
1993	2.88	Brian Cook
1994	3.08	Scott Brocail
1995	2.20	Rob Quarnstrom
1996	2.14	Brian Rogers
1997	4.52	Lance Franks
1998	2.77	Kevin Vent
1999	3.16	Charlie Isaacson
2000	4.25	Jeremy Rankin
2001	2.32	Scott Woods
2002	2.62	Scott Woods
2003	2.67	Boyd Goodner
2004	1.50	Boyd Goodner
2005	2.80	Nick Schmidt
2006	2.77	Shaun Seibert
2007	2.69	Nick Schmidt
2008	3.90	Cliff Springston
2009	2.19	Stephen Richards
2010	2.11	Christian Kowalchuk
2011	1.58	DJ Baxendale
2012	1.38	Colby Suggs
2013	1.39	Ryne Stanek
2014	0.74	Michael Gunn
2015	2.10	Zach Jackson
2016	2.98	Blaine Knight
2017	2.00	Matt Cronin
2018	2.68	Barrett Loseke
2019	1.86	Matt Cronin
2020*	0.00	Zebulon Vermillion
2021	0.90	Kevin Kopps

Innings Pitched

Year	IP	Player
1967	68.2	Butch Hopkins
1968		not available
1969	66.0	Butch Hopkins
1970	76.0	Terry Verhage
1971	75.0	Terry Verhage
1972	84.2	Larry Paulsen
1973	48.0	Larry Paulsen
1974	68.1	Gerald Hannahs
1975	74.0	Richard Miller
1976	90.0	Warren Hemm
1977	76.2	Mark McClain
1978	79.1	David Rhodes
1979	124.0	Rich Erwin
1980	96.0	Steve Krueger
1981	109.2	Scott Tabor
1982	80.2	Charlie Corbell
1983	115.2	Charlie Corbell
1984	86.1	Kevin Campbell
1985	120.2	Fred Farwell
1986	101.2	Kevin Campbell

1987	115.2	John Cebuhar
1988	93.2	Bobby Edwards
1989	109.0	Mike Oquist
1990	96.0	Doug Bennett
1991	60.0	Phillip Stidham
1992	92.2	Scott Brocail
1993	97.0	Brent Birch
1994	116.1	Scott Cunningham
1995	100.0	Alan Mahaffey
1996	117.0	Matt Carnes
1997	96.1	Matt Carnes
1998	103.1	David Walling
1999	121.1	David Walling
2000	65.0	Gary Hogan Jr.
2001	82.0	Charlie Isaacson
2002	90.1	Charlie Isaacson
2003	93.1	Jarrett Gardner
2004	115.1	Charley Boyce
2005	122.1	Charley Boyce
2006	116.2	Nick Schmidt
2007	124.0	Nick Schmidt
2008	87.2	Cliff Springston
2009	108.0	Dallas Keuchel
2010	103.0	Drew Smyly
2011	85.1	DJ Baxendale
2012	107.0	DJ Baxendale
2013	97.1	Ryne Stanek
2014	94.0	Trey Killian
2015	87.0	Trey Killian
	87.0	Keaton McKinney
2016	72.0	Dominic Taccolini
2017	91.0	Trevor Stephan
2018	112.1	Blaine Knight
2019	118.1	Isaiah Campbell
2020*	18.0	Connor Noland
2021	89.2	Kevin Kopps

Strikeouts

Year	SO	Player
1967	91	Butch Hopkins
1968		not available
1969	65	Butch Hopkins
1970	59	Terry Verhage
1971	55	Terry Verhage
1972	78	Larry Paulsen
1973	48	Larry Paulsen
1974	83	Gerald Hannahs
1975	75	Richard Miller
1976	66	Warren Hemm
1977	53	David Rhodes
1978	73	David Rhodes
1979	75	Rich Erwin
1980	74	Steve Krueger
1981	65	Scott Tabor
1982	76	Darrell Akerfelds
1983	51	Les Lancaster
1984	61	Kevin Campbell
1985	90	Fred Farwell
1986	72	Kevin Campbell
1987	106	John Cebuhar
1988	76	Bobby Edwards
1989	93	Mike Oquist
1990	86	Doug Bennett
1991	56	Matt Wagner
1992	63	Scott Brocail
1993	84	Brent Birch
1994	87	Scott Cunningham
1995	111	Matt Carnes
1996	105	Matt Carnes
1997	85	Matt Carnes
1998	128	David Walling
1999	155	David Walling
2000	77	Cliff Lee
2001	63	Charlie Isaacson
2002	62	Gary Hogan, Jr.
2003	59	Charley Boyce
2004	86	Jay Sawatski
2005	89	Nick Schmidt
2006	145	Nick Schmidt
2007	128	Jess Todd
2008	76	Justin Wells
2009	79	Mike Bolsinger
2010	114	Drew Smyly
2011	77	DJ Baxendale
2012	96	DJ Baxendale
2013	79	Ryne Stanek
2014	68	Jalen Beeks
2015	89	Zach Jackson
2016	66	Zach Jackson
2017	120	Trevor Stephan
2018	102	Blaine Knight
2019	125	Isaiah Campbell
2020*	19	Connor Noland
2021	131	Kevin Kopps

Bold denotes Arkansas modern-era record (since 1967).

* Season suspended due to COVID-19 pandemic



|| ARKANSAS VS. ALL OPPONENTS

Opponent	G	W	L	Win%	^UA	^OPP	Home	Away	Neu.
Abilene Christian	2	2	0	1.000	15	4	2-0	0-0	0-0
Air Force	2	1	1	.500	18	2	0-0	0-0	1-1
Alabama	94	45	49	.479	513	530	26-19	16-25	3-5
Alabama A&M	2	2	0	1.000	33	2	2-0	0-0	0-0
Albany	1	1	0	1.000	9	0	1-0	0-0	0-0
Alcorn State	3	3	0	1.000	23	6	3-0	0-0	0-0
American Christian	4	1	3	.250	3	9	1-3	0-0	0-0
Appalachian State	3	3	0	1.000	27	11	3-0	0-0	0-0
Arizona	7	3	4	.429	34	31	0-0	1-2	2-2
Arizona State	11	3	8	.273	47	64	2-0	0-5	1-3
Arkansas-Pine Bluff	3	3	0	1.000	54	9	3-0	0-0	0-0
Arkansas State	1	1	0	1.000	8	4	1-0	0-0	0-0
Auburn	96	48	48	.500	581	579	26-19	18-24	4-5
Baker	8	7	1	.875	65	18	7-1	0-0	0-0
Ball State	3	2	1	.667	21	10	2-1	0-0	0-0
Baylor	67	38	29	.567	388	320	22-7	14-19	2-3
Belhaven	3	2	1	.667	10	11	0-0	2-1	0-0
Benedictine	1	1	0	1.000	9	0	1-0	0-0	0-0
Binghamton	3	3	0	1.000	15	3	3-0	0-0	0-0
Bryant	5	4	1	.800	40	21	3-0	0-0	1-1
Bucknell	5	5	0	1.000	69	14	3-0	0-0	2-0
Buena Vista	22	14	8	.636	149	111	13-8	0-0	1-0
BYU	3	2	1	.667	18	7	2-0	0-0	0-1
California	9	4	5	.444	45	46	2-1	2-3	0-1
Cal Poly	1	0	1	.000	3	4	0-0	0-0	0-1
Cal State Fullerton	4	1	3	.250	26	27	0-0	0-0	1-3
Cal State Northridge	3	3	0	1.000	22	12	3-0	0-0	0-0
Carthage*	2	1	0	.750	10	3	1-0	0-0	0-0
Centenary	40	32	8	.800	363	181	20-4	12-4	0-0
Central Connecticut St.	1	1	0	1.000	11	5	1-0	0-0	0-0
Central Michigan	5	5	0	1.000	30	12	5-0	0-0	0-0
Central Missouri	9	9	0	1.000	89	38	9-0	0-0	0-0
Central Oklahoma	1	1	0	1.000	6	2	1-0	0-0	0-0
Charlotte	4	2	2	.500	25	14	1-0	0-1	1-1
Clemson	6	3	3	.500	34	40	0-1	1-2	2-0
Coastal Carolina	3	1	2	.333	16	22	1-2	0-0	0-0
Colorado	2	2	0	1.000	25	4	2-0	0-0	0-0
Creighton	15	10	5	.667	78	46	5-1	5-4	0-0
Dallas Baptist	19	12	7	.632	131	98	10-5	1-0	1-2
Dayton	2	2	0	1.000	29	1	2-0	0-0	0-0
Delaware	3	3	0	1.000	22	15	1-0	0-0	2-0
Delaware State	3	3	0	1.000	24	2	3-0	0-0	0-0
Delta State	5	2	3	.400	27	38	0-0	2-3	0-0
Drake	6	5	1	.833	39	27	5-1	0-0	0-0
Eastern Illinois	34	32	2	.941	312	85	32-2	0-0	0-0
Eastern Kentucky	1	1	0	1.000	20	13	0-0	0-0	1-0
Eastern Michigan	15	14	1	.933	104	48	7-0	0-0	7-1
East Texas Baptist	2	0	2	.000	1	6	0-0	0-2	0-0
Eckerd	1	1	0	1.000	8	2	0-0	0-0	1-0
Emporia State	13	8	5	.615	109	91	5-1	2-4	1-0
Evangel	20	20	0	1.000	166	33	12-0	8-0	0-0
Evansville	11	9	2	.818	78	42	9-2	0-0	0-0
Florida	67	35	32	.522	375	331	16-11	12-18	7-3
Florida Southern	3	2	1	.667	21	9	0-0	2-1	0-0
Florida State	6	5	1	.833	34	24	2-0	3-0	0-1
Fordham	1	0	1	.000	5	8	0-0	0-0	0-1
Fresno State	1	1	0	1.000	6	4	0-0	1-0	0-0
George Mason	2	2	0	1.000	17	10	0-0	0-0	2-0
George Washington	3	3	0	1.000	25	14	0-0	0-0	3-0
Georgia	62	37	25	.597	406	300	22-8	13-15	2-2
Georgia Tech	3	1	2	.333	9	10	0-0	0-0	1-2
Gonzaga	12	7	5	.583	61	65	6-3	0-1	1-1
Grambling	7	7	0	1.000	72	25	7-0	0-0	0-0
Grand Canyon	4	4	0	1.000	33	13	4-0	0-0	0-0
Hawaii	8	4	4	.500	51	46	0-0	4-4	0-0
Hawaii Pacific	4	3	1	.750	31	19	0-0	3-1	0-0
Houston	65	38	27	.585	383	315	17-7	14-16	7-4
Illinois	3	3	0	1.000	33	12	2-0	0-0	1-0
Illinois State	7	5	2	.714	73	41	5-2	0-0	0-0
Indiana	2	1	1	.500	8	16	1-0	0-0	0-1
Indiana State	15	11	4	.733	89	68	9-3	2-1	0-0
Iowa	2	2	0	1.000	33	10	1-0	0-0	1-0
Iowa State	11	11	0	1.000	116	34	11-0	0-0	0-0
Kansas	48	36	12	.750	352	215	33-9	3-3	0-0
Kansas State	50	30	20	.600	347	243	28-14	0-5	2-1
Kent State	4	3	1	.750	30	17	2-1	0-0	1-0
Kentucky	70	44	26	.629	493	384	23-10	19-14	2-2
Lamar	8	5	3	.625	57	46	5-1	0-0	0-2
Le Moyne	3	2	1	.667	15	13	1-0	0-0	1-1
Liberty	1	1	0	1.000	3	2	0-0	0-0	1-0
Lincoln	2	2	0	1.000	18	2	2-0	0-0	0-0
Little Rock	3	2	1	.667	24	22	2-1	0-0	0-0
Long Beach State	13	6	7	.461	73	83	4-3	2-4	0-0
Louisiana College	1	0	1	.000	5	12	0-0	0-1	0-0
Louisiana	5	1	4	.200	22	32	1-0	0-2	0-2
Louisiana Tech	34	27	7	.794	268	143	13-2	9-4	5-1
Loyola (La.)	2	0	2	.000	11	20	0-0	0-2	0-0
Loyola Marymount	4	2	2	.500	18	25	2-1	0-0	0-1
LSU	111	36	75	.324	549	757	18-25	14-37	4-13
Lubbock Christian	4	4	0	1.000	47	9	4-0	0-0	0-0
Luther	4	4	0	1.000	34	9	4-0	0-0	0-0
Maine	1	1	0	1.000	14	0	0-0	0-0	0-1
Maryland	1	0	1	.000	6	13	0-0	0-0	0-1
Memphis*	42	28	13	.679	240	176	15-4	12-7	1-2
Miami (Fla.)	5	0	5	.000	8	23	0-0	0-3	0-2
Miami (Ohio)	6	6	0	1.000	23	13	5-0	0-0	1-0
Mankato State	4	3	1	.750	11	11	3-1	0-0	0-0
McNeese State	9	6	3	.667	53	42	4-3	2-0	0-0
Middle Tennessee	1	1	0	1.000	10	7	0-0	0-0	1-0
Minnesota	10	7	3	.700	59	53	4-0	2-2	1-1
Mississippi College	4	2	2	.500	20	10	0-0	2-2	0-0
Mississippi State	108	52	56	.482	633	635	25-18	19-29	8-9
Miss. Valley State	10	10	0	1.000	104	10	8-0	0-0	2-0
Missouri	35	21	14	.600	199	226	11-4	9-6	1-4
Missouri Southern*	46	44	1	.967	471	145	43-0	1-1	0-0
Missouri State	81	55	26	.679	533	384	36-13	19-12	0-1
Missouri-St. Louis	2	2	0	1.000	25	4	2-0	0-0	0-0
Missouri Valley	1	1	0	1.000	7	1	1-0	0-0	0-0
Missouri Western	18	17	1	.944	157	37	17-1	0-0	0-0
Morningside	2	1	1	.500	41	17	1-1	0-0	0-0
Murray State	5	5	0	1.000	36	17	5-0	0-0	0-0
Navy	2	2	0	1.000	14	5	0-0	0-0	2-0
Nebraska	24	12	12	.500	125	120	10-8	1-3	1-1

Opponent	G	W	L	Win%	^UA	^OPP	Home	Away	Neu.
Nebraska-Kearney	2	1	1	.500	5	4	1-1	0-0	0-0
Nevada	1	1	0	1.000	10	2	1-0	0-0	0-0
NUIT	1	1	0	1.00	13	8	1-0	0-0	0-0
New Mexico	8	6	2	.750	43	25	3-1	0-0	3-1
New Mexico State	2	2	0	1.000	16	7	0-0	1-0	1-0
New Orleans	5	3	2	.600	30	18	3-0	0-1	0-1
Nicholls State	1	0	1	.000	3	5	0-0	0-1	0-0
North Carolina	1	1	0	1.000	7	3	0-0	0-0	1-0
North Carolina State	3	1	2	.333	28	11	1-2	0-0	0-0
North Dakota	3	3	0	1.000	36	7	3-0	0-0	0-0
North Dakota State	2	2	0	1.000	20	3	2-0	0-0	0-0
Northeastern State	27	25	2	.926	219	77	25-2	0-0	0-0
Northern Colorado	8	7	1	.875	61	28	7-1	0-0	0-0
Northern Illinois	3	3	0	1.000	34	10	3-0	0-0	0-0
Northern Iowa	5	5	0	1.000	62	9	5-0	0-0	0-0
North Texas	11	11	0	1.000	110	15	11-0	0-0	0-0
Northwestern State	21	18	3	.857	161	91	10-2	5-1	3-0
Northwest Mo. State*	11	9	1	.864	79	43	9-1	0-0	0-0
Northwood Institute	1	1	0	1.000	9	1	1-0	0-0	0-0
Notre Dame	3	2	1	.667	16	13	1-0	0-0	1-1
Ohio State	1	1	0	1.000	8	6	0-0	0-0	1-0
Oklahoma	27	14	13	.519	160	137	6-3	7-9	1-1
Oklahoma Baptist	9	6	3	.667	45	40	4-2	2-1	0-0
Oklahoma Christian	1	1	0	1.000	14	4	1-0	0-0	0-0
Oklahoma City	24	23	1	.958	217	82	15-0	8-1	0-0
Oklahoma State	43	18	25	.419	245	296	9-9	7-10	2-6
Ole Miss	103	54	49	.524	616	553	24-22	23-22	7-5
Omaha	2	0	2	.000	10	15	0-2	0-0	0-0
Oral Roberts	105	70	35	.667	718	482	39-14	28-20	3-1
Oregon State	5	3	3	.500	16	19	0-0	0-0	3-3
Pacific	1	0	1	.000	3	4	0-0	0-0	0-1
Pacific Lutheran	1	1	0	1.000	8	1	0-0	0-0	1-0
Penn State	1	1	0	1.000	2	1	0-0	0-0	1-0
Pepperdine	2	1	1	.500	8	8	0-0	0-0	1-1
Pittsburg State	15	15	0	1.000	111	27	11-0	4-0	0-0
Princeton	1	1	0	1.000	6	2	1-0	0-0	0-0
Rice*	61	42	18	.697	337	220	23-4-1	16-11	3-3
Rhode Island	3	2	1	.667	8	7	2-1	0-0	0-0
Saint Louis	9	9	0	1.000	127	46	8-0	1-0	0-0
Sam Houston State	2	2	0	1.000	10	5	0-0	0-0	2-0
San Diego	1	0	1	.000	6	7	0-0	0-1	0-0
San Diego State	10	9	1	.900	59	27	4-0	4-1	1-0
San Francisco	1	0	1	.000	1	2	0-0	0-0	0-1
San Jose State	2	2	0	1.000	19	12	0-0	2-0	0-0
Santa Clara	1	1	0	1.000	10	3	0-0	0-0	1-0
School of the Ozarks	9	8	1	.889	81	24	8-1	0-0	0-0
Siena	3	3	0	1.000	41	11	3-0	0-0	0-0
SMU	26	22	4	.846	135	71	11-1	11-4	0-0
South Alabama	8	5	3	.625	57	32	3-3	2-0	0-0
South Carolina	79	44	35	.557	459	440	22-12	16-17	6-6
South Dakota	6	6	0	1.000	48	6	6-0	0-0	0-0
South Dakota State	4	3	1	.750	56	10	3-1	0-0	0-0
SE Missouri State	15	10	5	.667	100	67	10-5	0-0	0-0
SE Oklahoma State	2	6	0	1.000	78	41	6-0	0-0	0-0
Southern California	7	4	3	.571	35	39	2-1	2-1	0-1
Southern Illinois	9	3	6	.333	28	54	3-6	0-0	0-0
SIU-Edwardsville	2	1	1	.500	9	8	1-1	0-0	0-0
Southern Miss	13	5	8	.385	73	89	3-1	2-7	0-0
Southwest Baptist	18	18	0	1.000	244	45	18-0	0-0	0-0
SW (Okla.) State	4	1	3	.250	15	21	1-3	0-0	0-0
Stanford	4	1	3	.250	14	21	0-0	0-1	1-2
St. Cloud State*	3	2	0	.833	34	30	2-0-1	0-0	0-0
St. Edwards	2	1	1	.500	15	14	0-0	0-1	1-0
Stephen F. Austin	7	7	0	1.000	66	21	6-0	0-0	1-0
St. John's	4	4	0	1.000	38	18	3-0	0-0	1-0
St. Mary's (Texas)	4	2	2	.500	13	8	0-0	2-2	0-0
St. Olaf	2	2	0	1.000	15	3	2-0	0-0	0-0
Stony Brook	3	3	0	1.000	22	11	3-0	0-0	0-0
TCU	67	48	19	.716	427	322	27-2	19-17	2-0
Tennessee	67	39	28	.582	439	358	19-10	16-17	4-1
Texas	89	33	56	.371	394	574	14-15	14-29	5-12
Texas A&M	89	45	44	.506	463	446	21-21	21-21	3-2
Texas-Arlington	8	7	1	.875	53	20	0-0	4-1	3-0
Texas Lutheran	3	1	2	.333	12	14	0-0	1-1	0-1
Texas-Pan American	20	5	15	.250	71	100	1-0	4-11	0-4
Texas-San Antonio	13	10	3	.769	103	53	4-1	6-2	0-0
Texas State	1	1	0	1.000	6	5	1-0	0-0	0-0
Texas Tech	62	47	15	.758	504	326	22-6	20-7	5-2
Texas Wesleyan	7	6	1	.857	60	34	6-1	0-0	0-0
Trinity	4	2	2	.500	21	36	0-0	2-1	0-1
Troy	6	5	1	.833	64	31	3-0	2-1	0-0
Truman State	2	2	0	1.000	28	13	1-0	0-0	1-0
Tulane	3	2	1	.666	13	3	0-0	1-1	1-0
Tulsa	41	20	21	.488	221	211	13-7	7-14	0-0
UCA	1	1	0	1.00	21	8	1-0	0-0	0-0
UCF	1	0	1	.000	5	9	0-0	0-0	0-1
UCLA	2	0	2	.000	7	11	0-2	0-0	0-0
UIC	8	7	1	.875	63	35	7-1	0-0	0-0
ULM	19	12	7	.632	128	93	7-1	5-5	0-1
Union	4	1	3	.250	11	18	1-1	0-2	0-0
UNLV	5	1	4	.250	30	36	1-1	0-3	0-0
Upper Iowa	3	2	1	.667	16	17	2-1	0-0	0-0
Utah	3	3	0	1.000	18	7	3-0	0-0	0-0
UT Martin	1	1	0	1.000	6	2	1-0	0-0	0-0
Valparaiso	4	3	1	.750	27	19	3-1	0-0	0-0
Vanderbilt	62	33	29	.532	357	334	18-11	14-13	1-5
Villanova	3	3	0	1.000	41	7	3-0	0-0	0-0
Virginia	4	1	3	.250	9	20	0-0	0-2	1-1
Washington	1	0	1	.000	2	5	0-0	0-0	0-1
Washington State	10	7	3	.700	55	48	5-2	0-0	2-1
Western Illinois	12	11	1	.917	94	36	11-1	0-0	0-0
Western Kentucky	2	2	0	1.000	13	5	2-0	0-0	0-0
Western Michigan	9	7	2	.778	99	54	2-0	0-0	5-2
West Texas State	2	0	2	.000	7	9	0-0	0-0	0-2
West Virginia	1	1	0	1.000	7	2	0-0	0-0	1-0
Wichita State	43	21	22	.488	214	227	13-2	7-17	1-3
William Carey	1	0	1	.000	0	1	0-0	0-1	0-0
William Jewell	13	10	3	.769	79	37	10-3	0-0	0-0
Wisconsin	9	8	1	.889	72	12	7-1	0-0	1-0
Wisconsin-Milwaukee	9	9	0	1.000	103	32	9-0	0-0	0-0
Wisconsin-Osh Kosh	10	9	1	.900	88	31	9-1	0-0	0-0
Wright State	3	3	0	1.000	21	11	3-0	0-0	0-0
Yankton	5	5	0	1.000	26	11	5-0	0-0	0-0



ABILENE CHRISTIAN

Overall Series Record: 2-0
Record in Fayetteville, Ark.: 2-0

DATE	SITE	W/L	SCORE
4/6/71	Fayetteville, Ark.	W	4-3
4/6/71	Fayetteville, Ark.	W	11-1

AIR FORCE

Overall Series Record: 1-1
Record at Neutral Sites: 1-1

DATE	SITE	W/L	SCORE
3/26/68	San Antonio, Texas	L	1-0
2/15/02	Arlington, Texas	W	18-1

ALABAMA

Overall Series Record: 45-49
Record in Fayetteville, Ark.: 26-19
Record in Tuscaloosa, Ala.: 16-25
Record at Neutral Sites: 3-5

DATE	SITE	W/L	SCORE
5/2/92	Fayetteville, Ark.	L	11-2
5/2/92	Fayetteville, Ark.	L	4-3
5/3/92	Fayetteville, Ark.	W	7-3
5/8/93	Tuscaloosa, Ala.	L	4-2
5/8/93	Tuscaloosa, Ala.	W	8-1
5/9/93	Tuscaloosa, Ala.	L	10-1
5/6/94	Fayetteville, Ark.	W	6-5
5/7/94	Fayetteville, Ark.	W	14-6
5/8/94	Fayetteville, Ark.	W	7-3
5/5/95	Tuscaloosa, Ala.	W	12-4
5/6/95	Tuscaloosa, Ala.	W	9-3
5/7/95	Tuscaloosa, Ala.	L	7-4
5/19/95	Starkville, Miss.!	W	5-2
5/20/95	Starkville, Miss.!	L	8-7
5/3/96	Fayetteville, Ark.	W	9-3
5/4/96	Fayetteville, Ark.	L	7-3
5/5/96	Fayetteville, Ark.	L	3-2
4/25/97	Tuscaloosa, Ala.	L	11-10
4/26/97	Tuscaloosa, Ala.	L	13-2
4/3/98	Fayetteville, Ark.	W	11-8
4/4/98	Fayetteville, Ark.	L	9-1
4/5/98	Fayetteville, Ark.	L	5-3
4/23/99	Tuscaloosa, Ala.	L	8-3
4/24/99	Tuscaloosa, Ala.	L	15-8
4/25/99	Tuscaloosa, Ala.	L	9-8
5/23/99	Hoover, Ala.!	L	9-3
4/14/00	Fayetteville, Ark.	L	6-5
4/15/00	Fayetteville, Ark.	L	8-7
4/16/00	Fayetteville, Ark.	L	9-8
5/11/01	Tuscaloosa, Ala.	L	11-6
5/12/01	Tuscaloosa, Ala.	L	10-9
5/13/01	Tuscaloosa, Ala.	L	8-6
3/22/02	Fayetteville, Ark.	L	9-5
3/23/02	Fayetteville, Ark.	W	10-0
3/24/02	Fayetteville, Ark.	L	4-1
4/25/03	Tuscaloosa, Ala.	L	10-2
4/26/03	Tuscaloosa, Ala.	L	6-3
4/27/03	Tuscaloosa, Ala.	L	14-2
4/2/04	Fayetteville, Ark.	L	6-3
4/3/04	Fayetteville, Ark.	W	7-2
4/4/04	Fayetteville, Ark.	W	11-6
5/13/05	Tuscaloosa, Ala.	W	5-4
5/14/05	Tuscaloosa, Ala.	L	5-2
5/15/05	Tuscaloosa, Ala.	W	3-2
5/26/05	Hoover, Ala.!	L	5-4
5/5/06	Fayetteville, Ark.	W	4-3 (11)
5/6/06	Fayetteville, Ark.	W	13-6
5/7/06	Fayetteville, Ark.	W	5-3
5/25/06	Hoover, Ala.!	L	4-3
5/11/07	Tuscaloosa, Ala.	L	10-0
5/12/07	Tuscaloosa, Ala.	W	12-5
5/13/07	Tuscaloosa, Ala.	L	9-5
5/23/07	Hoover, Ala.!	W	6-0
5/2/08	Fayetteville, Ark.	L	11-7
5/3/08	Fayetteville, Ark.	L	11-6
5/4/08	Fayetteville, Ark.	W	5-4
5/8/09	Tuscaloosa, Ala.	L	2-1
5/9/09	Tuscaloosa, Ala.	L	8-6
5/10/09	Tuscaloosa, Ala.	L	6-5
3/26/10	Fayetteville, Ark.	W	9-8
3/27/10	Fayetteville, Ark.	W	4-3
3/28/10	Fayetteville, Ark.	W	10-5
4/1/11	Tuscaloosa, Ala.	L	5-3
4/2/11	Tuscaloosa, Ala.	L	5-3
4/3/11	Tuscaloosa, Ala.	W	4-3
5/25/11	Hoover, Ala.!	L	7-4
5/27/11	Hoover, Ala.!	W	4-1

3/16/12	Fayetteville, Ark.	W	4-3 (12)
3/17/12	Fayetteville, Ark.	W	8-4
3/18/12	Fayetteville, Ark.	W	7-4
4/4/13	Tuscaloosa, Ala.	W	3-1
4/5/13	Tuscaloosa, Ala.	W	6-0
4/6/13	Tuscaloosa, Ala.	L	5-0
3/21/14	Fayetteville, Ark.	L	17-9
3/22/14	Fayetteville, Ark.	W	2-1
3/23/14	Fayetteville, Ark.	W	1-0
4/30/15	Tuscaloosa, Ala.	W	5-1
5/1/15	Tuscaloosa, Ala.	W	8-4
5/2/15	Tuscaloosa, Ala.	W	4-0
5/13/16	Fayetteville, Ark.	L	8-6
5/14/16	Fayetteville, Ark.	L	10-4
5/15/16	Fayetteville, Ark.	L	7-4
3/31/17	Tuscaloosa, Ala.	W	7-1
4/1/17	Tuscaloosa, Ala.	L	7-1
4/2/17	Tuscaloosa, Ala.	W	8-5
4/27/18	Fayetteville, Ark.	W	7-3
4/28/18	Fayetteville, Ark.	W	7-4
4/29/18	Fayetteville, Ark.	W	9-7
3/22/19	Tuscaloosa, Ala.	W	12-3
3/23/19	Tuscaloosa, Ala.	L	10-0
3/24/19	Tuscaloosa, Ala.	W	10-2
3/19/21	Fayetteville, Ark.	L	16-1
3/20/21	Fayetteville, Ark.	W	9-1
3/21/21	Fayetteville, Ark.	W	3-1

ALABAMA A&M

Overall Series Record: 2-0
Record in Fayetteville, Ark.: 2-0

DATE	SITE	W/L	SCORE
3/12/13	Fayetteville, Ark.	W	20-2
3/13/13	Fayetteville, Ark.	W	13-0

ALBANY

Overall Series Record: 1-0
Record in Fayetteville, Ark.: 1-0

DATE	SITE	W/L	SCORE
6/1/07	Fayetteville, Ark.+	W	9-0

ALCORN STATE

Overall Series Record: 3-0
Record in Fayetteville, Ark.: 3-0

DATE	SITE	W/L	SCORE
4/16/08	Fayetteville, Ark.	W	9-1
3/14/17	Fayetteville, Ark.	W	3-2
3/15/17	Fayetteville, Ark.	W	11-3

AMERICAN CHRISTIAN

Overall Series Record: 1-3
Record in Fayetteville, Ark.: 1-3

DATE	SITE	W/L	SCORE
4/21/75	Fayetteville, Ark.	L	6-0
4/21/75	Fayetteville, Ark.	L	2-1
4/27/76	Fayetteville, Ark.	W	2-0
4/27/76	Fayetteville, Ark.	L	1-0

APPALACHIAN STATE

Overall Series Record: 3-0
Record in Fayetteville, Ark.: 3-0

DATE	SITE	W/L	SCORE
2/14/14	Fayetteville, Ark.	W	12-2
2/15/14	Fayetteville, Ark.	W	7-6
2/16/14	Fayetteville, Ark.	W	8-3

ARIZONA

Overall Series Record: 3-4
Record in Tucson, Ariz.: 1-2
Record at Neutral Sites: 2-2

DATE	SITE	W/L	SCORE
6/3/79	Omaha, Neb.+	W	10-3
2/18/88	Tucson, Ariz.	L	12-11
2/19/88	Tucson, Ariz.	L	4-3
2/20/88	Tucson, Ariz.	W	7-2
6/19/04	Omaha, Neb.+	L	7-2
3/3/17	Frisco, Texas	L	3-0
2/21/18	San Diego, Calif.	W	1-0

ARIZONA STATE

Overall Series Record: 3-8
Record in Fayetteville, Ark.: 2-0
Record in Tempe, Ariz.: 0-5
Record at Neutral Sites: 1-3

DATE	SITE	W/L	SCORE
5/29/89	Waterbury, Conn.+	W	1-0
5/21/98	Wichita, Kan.+	L	8-4
3/11/08	Tempe, Ariz.	L	6-5
3/12/08	Tempe, Ariz.	L	7-4
4/7/09	Fayetteville, Ark.	W	7-3
4/8/09	Fayetteville, Ark.	W	8-7
6/12/10	Tempe, Ariz.+	L	7-6 (12)
6/13/10	Tempe, Ariz.+	L	7-5 (12)
6/5/11	Tempe, Ariz.+	L	13-4
2/28/13	Surprise, Ariz.	L	3-2
3/2/13	Surprise, Ariz.	L	3-1

ARKANSAS-PINE BLUFF

Overall Series Record: 3-0
Record in Fayetteville, Ark.: 3-0

DATE	SITE	W/L	SCORE
4/16/19	Fayetteville, Ark.	W	16-4 (7)
4/13/21	Fayetteville, Ark.	W	12-4
4/14/21	Fayetteville, Ark.	W	26-1 (7)

ARKANSAS STATE

Overall Series Record: 1-0
Record in Fayetteville, Ark.: 1-0

DATE	SITE	W/L	SCORE
5/11/21	Fayetteville, Ark.	W	8-4

AUBURN

Overall Series Record: 48-48
Record in Fayetteville, Ark.: 26-19
Record in Auburn, Ala.: 18-24
Record at Neutral Sites: 4-5

DATE	SITE	W/L	SCORE
4/11/92	Fayetteville, Ark.	W	9-7
4/11/92	Fayetteville, Ark.	W	4-1
4/12/92	Fayetteville, Ark.	L	14-4
4/17/93	Auburn, Ala.	W	8-7
4/17/93	Auburn, Ala.	L	6-1
4/18/93	Auburn, Ala.	L	8-3
5/21/93	Baton Rouge, La.!	L	3-1
4/15/94	Fayetteville, Ark.	W	7-6
4/16/94	Fayetteville, Ark.	L	6-3
4/17/94	Fayetteville, Ark.	W	10-0
5/19/94	Oxford, Miss.!	L	3-1
4/14/95	Auburn, Ala.	L	7-1
4/15/95	Auburn, Ala.	L	3-1
4/16/95	Auburn, Ala.	L	11-7
4/13/96	Fayetteville, Ark.	W	9-2
4/13/96	Fayetteville, Ark.	W	9-6
4/14/96	Fayetteville, Ark.	L	4-2
4/18/97	Auburn, Ala.	L	11-4
4/19/97	Auburn, Ala.	W	9-5
4/20/97	Auburn, Ala.	L	12-3
5/14/97	Columbus, Ga.!	L	7-3
4/10/98	Fayetteville, Ark.	L	11-2
4/11/98	Fayetteville, Ark.	L	6-5
4/12/98	Fayetteville, Ark.	W	4-2
5/17/98	Hoover, Ala.!	L	7-5
3/12/99	Auburn, Ala.	L	11-4
3/13/99	Auburn, Ala.	W	20-9
3/14/99	Auburn, Ala.	L	13-12
5/20/99	Hoover, Ala.!	L	3-2 (11)
5/22/99	Hoover, Ala.!	W	9-5
5/22/99	Hoover, Ala.!	W	9-6
3/17/00	Fayetteville, Ark.	L	11-6
3/18/00	Fayetteville, Ark.	L	10-7
3/19/00	Fayetteville, Ark.	L	21-11
4/13/01	Auburn, Ala.	L	10-1
4/14/01	Auburn, Ala.	L	11-4
4/15/01	Auburn, Ala.	L	10-5
5/17/02	Fayetteville, Ark.	W	18-5
5/18/02	Fayetteville, Ark.	L	7-3
5/19/02	Fayetteville, Ark.	W	4-1
5/23/02	Hoover, Ala.!	W	7-3
4/18/03	Auburn, Ala.	W	9-7
4/19/03	Auburn, Ala.	W	11-6
4/20/03	Auburn, Ala.	L	5-2
5/21/04	Fayetteville, Ark.	W	9-7
5/22/04	Fayetteville, Ark.	L	7-4
5/23/04	Fayetteville, Ark.	W	15-3
4/1/05	Auburn, Ala.	L	5-1



II SERIES HISTORY

4/2/05	Auburn, Ala.	L	8-7
4/3/05	Auburn, Ala.	W	8-6
5/18/06	Fayetteville, Ark.	W	6-3
5/19/06	Fayetteville, Ark.	W	10-5
5/20/06	Fayetteville, Ark.	W	11-2
4/27/07	Auburn, Ala.	W	12-1
4/28/07	Auburn, Ala.	L	11-9
4/29/07	Auburn, Ala.	W	8-1
4/4/08	Fayetteville, Ark.	L	5-2
4/5/08	Fayetteville, Ark.	W	5-4
4/6/08	Fayetteville, Ark.	L	12-10 (10)
3/20/09	Auburn, Ala.	W	3-2
3/21/09	Auburn, Ala.	W	10-6
3/22/09	Auburn, Ala.	W	12-6
4/30/10	Fayetteville, Ark.	W	9-4
5/1/10	Fayetteville, Ark.	L	8-7
5/2/10	Fayetteville, Ark.	L	13-2
3/18/11	Auburn, Ala.	W	6-5 (11)
3/19/11	Auburn, Ala.	L	9-5
3/20/11	Auburn, Ala.	L	8-7
5/10/12	Fayetteville, Ark.	L	3-2 (10)
5/11/12	Fayetteville, Ark.	W	5-4
5/12/12	Fayetteville, Ark.	L	12-5
5/16/13	Auburn, Ala.	L	3-0
5/17/13	Auburn, Ala.	W	1-0
5/18/13	Auburn, Ala.	L	11-6
4/25/14	Fayetteville, Ark.	L	2-1
4/26/14	Fayetteville, Ark.	W	4-3 (10)
4/26/14	Fayetteville, Ark.	L	7-2
4/3/15	Auburn, Ala.	W	10-7
4/4/15	Auburn, Ala.	L	3-2
4/5/15	Auburn, Ala.	W	6-4
3/25/16	Fayetteville, Ark.	W	3-2
3/26/16	Fayetteville, Ark.	W	14-7
3/27/16	Fayetteville, Ark.	W	3-1
4/21/17	Auburn, Ala.	L	15-2
4/22/17	Auburn, Ala.	W	7-3
4/23/17	Auburn, Ala.	L	11-6
5/25/17	Hoover, Ala.!	W	12-0 (7)
4/6/18	Fayetteville, Ark.	W	2-1
4/7/18	Fayetteville, Ark.	W	13-2
4/8/18	Fayetteville, Ark.	W	5-4
4/5/19	Auburn, Ala.	L	6-3
4/5/19	Auburn, Ala.	W	9-6 (15)
4/6/19	Auburn, Ala.	W	8-0
4/1/21	Fayetteville, Ark.	L	2-1
4/2/21	Fayetteville, Ark.	W	6-5
4/3/21	Fayetteville, Ark.	W	6-5 (10)

BAKER

Overall Series Record: 7-1
Record in Fayetteville, Ark.: 7-1

DATE	SITE	W/L	SCORE
3/17/75	Fayetteville, Ark.	W	3-2
3/17/75	Fayetteville, Ark.	L	2-0
3/10/76	Fayetteville, Ark.	W	11-0
3/11/76	Fayetteville, Ark.	W	9-7
3/7/77	Fayetteville, Ark.	W	6-0
3/7/77	Fayetteville, Ark.	W	11-1
3/13/80	Fayetteville, Ark.	W	16-2
3/13/80	Fayetteville, Ark.	W	9-4

BALL STATE

Overall Series Record: 2-1
Record in Fayetteville, Ark.: 2-1

DATE	SITE	W/L	SCORE
2/19/10	Fayetteville, Ark.	W	10-2
2/20/10	Fayetteville, Ark.	L	5-2
2/21/10	Fayetteville, Ark.	W	9-3

BAYLOR

Overall Series Record: 38-29
Record in Fayetteville, Ark.: 22-7
Record in Waco, Texas: 14-19
Record at Neutral Sites: 2-3

DATE	SITE	W/L	SCORE
4/14/60	Monroe, La.	W	8-0
4/6/61	Waco, Texas	L	16-2
4/6/61	Waco, Texas	L	5-1
4/19/62	Monroe, La.	L	5-0
3/21/66	Waco, Texas	L	13-7
3/8/74	Waco, Texas	L	7-6
3/9/74	Waco, Texas	L	7-2
3/9/74	Waco, Texas	L	9-0
3/7/75	Fayetteville, Ark.	L	11-2
3/8/75	Fayetteville, Ark.	W	5-4
3/8/75	Fayetteville, Ark.	W	7-4

4/9/76	Waco, Texas	L	5-0
4/10/76	Waco, Texas	L	2-0
4/10/76	Waco, Texas	L	5-2
4/8/77	Fayetteville, Ark.	L	5-3
4/9/77	Fayetteville, Ark.	W	5-2
4/9/77	Fayetteville, Ark.	W	6-1
3/17/78	Waco, Texas	L	12-11
3/18/78	Waco, Texas	W	7-6
3/18/78	Waco, Texas	L	9-8
5/12/78	Austin, Texas!	L	1-0
3/16/79	Fayetteville, Ark.	W	12-1
3/17/79	Fayetteville, Ark.	W	5-1
3/17/79	Fayetteville, Ark.	L	4-0
5/12/79	Austin, Texas!	W	6-1
4/18/80	Waco, Texas	L	2-1
4/19/80	Waco, Texas	W	3-2
4/19/80	Waco, Texas	W	7-6
3/20/81	Fayetteville, Ark.	W	11-3
3/21/81	Fayetteville, Ark.	W	3-1
3/21/81	Fayetteville, Ark.	W	12-0
3/19/82	Waco, Texas	W	8-2
3/20/82	Waco, Texas	W	8-7
3/20/82	Waco, Texas	L	5-4 (10)
3/11/83	Fayetteville, Ark.	W	8-5
3/12/83	Fayetteville, Ark.	W	5-3
3/12/83	Fayetteville, Ark.	L	3-2
3/16/84	Waco, Texas	W	10-9
3/17/84	Waco, Texas	L	8-7
3/17/84	Waco, Texas	W	10-3
4/26/85	Fayetteville, Ark.	L	7-6
4/27/85	Fayetteville, Ark.	W	5-4
4/27/85	Fayetteville, Ark.	L	11-8
5/17/85	Fayetteville, Ark.!	W	6-4
4/25/86	Waco, Texas	L	10-8
4/26/86	Waco, Texas	L	6-4
4/26/86	Waco, Texas	W	10-7
4/17/87	Fayetteville, Ark.	W	5-3
4/18/87	Fayetteville, Ark.	W	8-0
4/18/87	Fayetteville, Ark.	W	6-5
4/22/88	Waco, Texas	W	4-2
4/23/88	Waco, Texas	L	7-5
4/23/88	Waco, Texas	W	11-10
4/14/89	Fayetteville, Ark.	W	8-4
4/15/89	Fayetteville, Ark.	W	9-1
4/15/89	Fayetteville, Ark.	W	10-3
4/13/90	Waco, Texas	W	13-3
4/14/90	Waco, Texas	L	2-1
4/14/90	Waco, Texas	W	3-2
4/19/91	Fayetteville, Ark.	W	13-5
4/20/91	Fayetteville, Ark.	W	7-6
4/20/91	Fayetteville, Ark.	L	7-6
3/10/98	Fayetteville, Ark.	W	9-1
6/9/12	Waco, Texas+	L	8-1
6/10/12	Waco, Texas+	W	5-4
6/11/12	Waco, Texas+	W	1-0 (10)
3/1/20	Houston, Texas	L	3-2

BELHAVEN

Overall Series Record: 2-1
Record in Jackson, Miss.: 2-1

DATE	SITE	W/L	SCORE
3/25/69	Jackson, Miss.	L	7-2
3/26/69	Jackson, Miss.	W	4-2
3/27/69	Jackson, Miss.	W	4-2

BENEDICTINE

Overall Series Record: 1-0
Record in Fayetteville, Ark.: 1-0

DATE	SITE	W/L	SCORE
3/9/88	Fayetteville, Ark.	W	9-0

BINGHAMTON

Overall Series Record: 3-0
Record in Fayetteville, Ark.: 3-0

DATE	SITE	W/L	SCORE
3/9/12	Fayetteville, Ark.	W	4-0
3/10/12	Fayetteville, Ark.	W	5-3
3/11/12	Fayetteville, Ark.	W	6-0

BRYANT

Overall Series Record: 4-1
Record in Fayetteville, Ark.: 3-0
Record at Neutral Sites: 1-1

DATE	SITE	W/L	SCORE
5/31/13	Manhattan, Kan.+	L	4-1
6/2/13	Manhattan, Kan.+	W	12-3

2/24/17	Fayetteville, Ark.	W	11-8
2/25/17	Fayetteville, Ark.	W	13-7
2/26/17	Fayetteville, Ark.	W	16-6

BUCKNELL

Overall Series Record: 5-0
Record in Fayetteville, Ark.: 3-0
Record at Neutral Sites: 2-0

DATE	SITE	W/L	SCORE
5/31/03	Austin, Texas+	W	10-7
6/1/14	Charlottesville, Va.+	W	10-0
2/16/18	Fayetteville, Ark.	W	14-2
2/17/18	Fayetteville, Ark.	W	32-4
2/18/18	Fayetteville, Ark.	W	3-1

BUENA VISTA

Overall Series Record: 14-8
Record in Fayetteville, Ark.: 13-8
Record at Neutral Sites: 1-0

DATE	SITE	W/L	SCORE
1960	Fayetteville, Ark.	W	10-4
1960	Fayetteville, Ark.	L	3-1
3/27/61	Fayetteville, Ark.	L	10-6
3/29/61	Fayetteville, Ark.	W	2-0
3/26/62	Fayetteville, Ark.	L	8-4
3/27/62	Fayetteville, Ark.	L	8-7
3/28/62	Fayetteville, Ark.	W	5-4
3/25/63	Fayetteville, Ark.	W	9-1
3/25/63	Fayetteville, Ark.	W	8-7
3/26/63	Fayetteville, Ark.	W	11-10
3/23/64	Fayetteville, Ark.	L	6-5
3/24/64	Fayetteville, Ark.	L	16-13
3/31/66	Fayetteville, Ark.	L	3-0
4/1/66	Fayetteville, Ark.	W	16-13
3/21/67	Fayetteville, Ark.	W	6-1
3/21/67	Fayetteville, Ark.	W	4-3
3/22/67	Fayetteville, Ark.	L	6-3
4/1/69	Fayetteville, Ark.	W	16-4
4/1/69	Fayetteville, Ark.	W	14-1
3/25/71	Fayetteville, Ark.	W	5-1
3/25/71	Fayetteville, Ark.	W	3-2
3/31/72	Tulsa, Okla.	W	1-0

BYU

Overall Series Record: 2-1
Record in Fayetteville, Ark.: 2-0
Record at Neutral Sites: 0-1

DATE	SITE	W/L	SCORE
3/13/90	Fresno, Calif.	L	6-5
2/28/12	Fayetteville, Ark.	W	5-0
2/29/12	Fayetteville, Ark.	W	8-1

CALIFORNIA

Overall Series Record: 4-5
Record in Fayetteville, Ark.: 2-1
Record in Berkeley, Calif.: 2-3
Record at Neutral Sites: 0-1

DATE	SITE	W/L	SCORE
5/24/80	Tulsa, Okla.+	L	7-1
3/6/09	Fayetteville, Ark.	W	5-4 (10)
3/7/09	Fayetteville, Ark.	L	12-6
3/8/09	Fayetteville, Ark.	W	13-3
3/5/10	Berkeley, Calif.	W	7-3
3/6/10	Berkeley, Calif.	W	9-5
3/7/10	Berkeley, Calif.	L	6-0
3/9/14	Berkeley, Calif.	L	4-3
3/9/14	Berkeley, Calif.	L	2-1

CAL POLY

Overall Series Record: 0-1
Record at Neutral Sites: 0-1

DATE	SITE	W/L	SCORE
2/23/18	San Diego, Calif.	L	4-3

CAL STATE FULLERTON

Overall Series Record: 1-3
Record at Neutral Sites: 1-3

DATE	SITE	W/L	SCORE
6/6/79	Omaha, Neb.+	L	13-10
6/8/79	Omaha, Neb.+	L	2-1
3/7/93	Minneapolis, Minn.	L	6-5
6/13/09	Omaha, Neb.+	W	10-6



CAL STATE NORTHRIDGE

Overall Series Record: 3-0
Record in Fayetteville, Ark.: 3-0

DATE	SITE	W/L	SCORE
3/10/06	Fayetteville, Ark.	W	6-5
3/11/06	Fayetteville, Ark.	W	8-1
3/12/06	Fayetteville, Ark.	W	8-6

CARTHAGE

Overall Series Record: 1-0-1
Record in Fayetteville, Ark.: 1-0-1

DATE	SITE	W/L	SCORE
1971	Fayetteville, Ark.	W	8-1
1971	Fayetteville, Ark.	T	2-2

CENTENARY

Overall Series Record: 32-8
Record in Fayetteville, Ark.: 20-4
Record in Shreveport, La.: 12-4

DATE	SITE	W/L	SCORE
1960	Shreveport, La.	L	13-12
1960	Shreveport, La.	L	3-2
4/14/61	Fayetteville, Ark.	W	10-2
4/27/62	Shreveport, La.	W	6-2
4/28/62	Shreveport, La.	W	7-2
4/8/63	Fayetteville, Ark.	L	7-6
4/9/63	Fayetteville, Ark.	W	3-2
4/3/64	Shreveport, La.	W	8-4
4/4/64	Shreveport, La.	L	8-7
4/10/65	Fayetteville, Ark.	L	10-7
4/10/65	Fayetteville, Ark.	L	8-4
4/16/66	Shreveport, La.	W	4-2
4/16/66	Shreveport, La.	W	3-2
4/1/80	Fayetteville, Ark.	W	2-1
4/1/80	Fayetteville, Ark.	W	7-5
3/20/88	Shreveport, La.	W	12-2
4/8/90	Fayetteville, Ark.	W	9-5
3/17/91	Shreveport, La.	W	7-3
4/21/92	Fayetteville, Ark.	W	9-8 (10)
3/5/94	Fayetteville, Ark.	W	11-5
3/6/94	Fayetteville, Ark.	W	13-1
3/31/99	Fayetteville, Ark.	W	18-2
2/29/00	Fayetteville, Ark.	W	7-6 (10)
3/1/00	Fayetteville, Ark.	W	21-9
3/21/01	Shreveport, La.	W	5-0
3/26/02	Fayetteville, Ark.	W	16-4
3/27/02	Fayetteville, Ark.	W	10-2
3/19/03	Shreveport, La.	W	14-9
3/16/04	Fayetteville, Ark.	W	10-9
3/17/04	Fayetteville, Ark.	W	15-3
3/22/05	Shreveport, La.	W	10-1
3/23/05	Shreveport, La.	W	14-1
3/21/06	Fayetteville, Ark.	W	10-2
3/22/06	Fayetteville, Ark.	W	8-5
3/21/07	Shreveport, La.	W	16-14
3/25/08	Fayetteville, Ark.	W	9-0
3/26/08	Fayetteville, Ark.	L	5-1
3/10/09	Shreveport, La.	L	8-3
3/30/10	Fayetteville, Ark.	W	18-2
3/31/10	Fayetteville, Ark.	W	9-4

CENTRAL CONNECTICUT STATE

Overall Series Record: 1-0
Record in Fayetteville, Ark.: 1-0

DATE	SITE	W/L	SCORE
5/31/19	Fayetteville, Ark.+	W	11-5

CENTRAL MICHIGAN

Overall Series Record: 5-0
Record in Fayetteville, Ark.: 5-0

DATE	SITE	W/L	SCORE
3/24/98	Fayetteville, Ark.	W	4-2
3/25/98	Fayetteville, Ark.	W	7-2
2/19/16	Fayetteville, Ark.	W	6-1
2/20/16	Fayetteville, Ark.	W	9-4
2/21/16	Fayetteville, Ark.	W	4-3

CENTRAL MISSOURI

Overall Series Record: 9-0
Record in Fayetteville, Ark.: 9-0

DATE	SITE	W/L	SCORE
4/29/64	Fayetteville, Ark.	W	7-5
4/29/64	Fayetteville, Ark.	W	10-9
3/15/83	Fayetteville, Ark.	W	7-5

3/15/83	Fayetteville, Ark.	W	5-0
3/16/83	Fayetteville, Ark.	W	12-3
3/16/83	Fayetteville, Ark.	W	8-1
2/28/92	Fayetteville, Ark.	W	9-1
3/8/95	Fayetteville, Ark.	W	9-8
3/4/97	Fayetteville, Ark.	W	22-6

CENTRAL OKLAHOMA

Overall Series Record: 1-0
Record in Fayetteville, Ark.: 1-0

DATE	SITE	W/L	SCORE
4/8/91	Fayetteville, Ark.	W	6-2

CHARLOTTE

Overall Series Record: 2-2
Record in Fayetteville, Ark.: 1-0
Record in Charlotte, N.C.: 0-1
Record at Neutral Sites: 1-1

DATE	SITE	W/L	SCORE
6/3/11	Tempe, Ariz.+	L	3-2
6/5/11	Tempe, Ariz.+	W	11-3
3/21/18	Charlotte, N.C.	L	6-3
3/6/19	Fayetteville, Ark.	W	9-2

CLEMSON

Overall Series Record: 3-3
Record in Fayetteville, Ark.: 0-1
Record in Clemson, S.C.: 1-2
Record at Neutral Sites: 2-0

DATE	SITE	W/L	SCORE
5/23/87	Huntsville, Ala.+	W	6-5 (10)
5/24/87	Huntsville, Ala.+	W	4-2
5/29/99	Fayetteville, Ark.+	L	12-4
6/7/02	Clemson, S.C.+	W	9-6
6/8/02	Clemson, S.C.+	L	8-7
6/9/02	Clemson, S.C.+	L	7-4

COASTAL CAROLINA

Overall Series Record: 1-2
Record in Fayetteville, Ark.: 1-2

DATE	SITE	W/L	SCORE
5/20/83	Fayetteville, Ark.	L	5-3
5/21/83	Fayetteville, Ark.	L	13-7
5/21/83	Fayetteville, Ark.	W	6-4

COLORADO

Overall Series Record: 2-0
Record in Fayetteville, Ark.: 2-0

DATE	SITE	W/L	SCORE
1960	Fayetteville, Ark.	W	17-2
1960	Fayetteville, Ark.	W	8-2

CREIGHTON

Overall Series Record: 10-5
Record in Fayetteville, Ark.: 5-1
Record in Omaha, Neb.: 5-4

DATE	SITE	W/L	SCORE
5/7/71	Omaha, Neb.	L	6-4
5/7/71	Omaha, Neb.	W	2-0
5/8/71	Omaha, Neb.	L	3-2
5/8/71	Omaha, Neb.	L	2-1
4/27/73	Omaha, Neb.	W	5-1
4/27/73	Omaha, Neb.	W	11-2
4/28/73	Omaha, Neb.	W	3-1
4/28/73	Omaha, Neb.	L	6-2
3/6/74	Fayetteville, Ark.	L	12-1
3/6/74	Fayetteville, Ark.	W	12-4
3/13/77	Fayetteville, Ark.	W	8-0
2/11/03	Fayetteville, Ark.	W	9-5
6/3/07	Fayetteville, Ark.+	W	6-0
5/12/15	Omaha, Neb.	W	6-2
4/19/16	Fayetteville, Ark.	W	6-2

DALLAS BAPTIST

Overall Series Record: 12-7
Record in Fayetteville, Ark.: 10-5
Record in Dallas, Texas: 1-0
Record at Neutral Sites: 1-2

DATE	SITE	W/L	SCORE
4/30/82	Fayetteville, Ark.	W	4-2
4/30/82	Fayetteville, Ark.	W	6-1
5/1/82	Fayetteville, Ark.	L	3-1
5/1/82	Fayetteville, Ark.	W	7-2

4/29/83	Fort Smith, Ark.	L	19-9
4/30/83	Fayetteville, Ark.	W	8-4
4/30/83	Fayetteville, Ark.	W	8-7
3/19/84	Fayetteville, Ark.	W	8-2
3/20/84	Fayetteville, Ark.	L	6-3
3/20/84	Fayetteville, Ark.	W	3-0
3/28/88	Fayetteville, Ark.	L	9-6
4/10/89	Fayetteville, Ark.	L	10-8
4/16/90	Fayetteville, Ark.	W	10-6
4/22/91	Fayetteville, Ark.	L	7-4
4/23/92	Fayetteville, Ark.	W	13-3
2/14/99	Lafayette, La.	L	10-8
2/11/05	Dallas, Texas	W	13-3
2/12/05	Arlington, Texas	W	8-1
6/3/18	Fayetteville, Ark.+	W	4-3

DAYTON

Overall Series Record: 2-0
Record in Fayetteville, Ark.: 2-0

DATE	SITE	W/L	SCORE
2/28/18	Fayetteville, Ark.	W	18-1
3/1/18	Fayetteville, Ark.	W	11-0

DELAWARE

Overall Series Record: 3-0
Record in Fayetteville, Ark.: 1-0
Record at Neutral Sites: 2-0

DATE	SITE	W/L	SCORE
5/26/79	Tallahassee, Fla.+	W	8-6
5/27/79	Tallahassee, Fla.+	W	4-3
5/28/99	Fayetteville, Ark.+	W	10-6

DELAWARE STATE

Overall Series Record: 3-0
Record in Fayetteville, Ark.: 3-0

DATE	SITE	W/L	SCORE
2/18/11	Fayetteville, Ark.	W	5-0
2/19/11	Fayetteville, Ark.	W	9-2
2/20/11	Fayetteville, Ark.	W	10-0

DELTA STATE

Overall Series Record: 2-3
Record in Cleveland, Miss.: 2-3

DATE	SITE	W/L	SCORE
4/19/63	Cleveland, Miss.	W	5-2
4/20/63	Cleveland, Miss.	L	10-2
4/21/65	Cleveland, Miss.	L	5-1
4/22/65	Cleveland, Miss.	L	12-7
4/17/67	Cleveland, Miss.	W	12-9

DRAKE

Overall Series Record: 5-1
Record in Fayetteville, Ark.: 5-1

DATE	SITE	W/L	SCORE
3/17/71	Fayetteville, Ark.	W	6-2
3/17/71	Fayetteville, Ark.	L	7-6
3/18/72	Fayetteville, Ark.	W	9-4
3/18/72	Fayetteville, Ark.	W	4-2
3/22/73	Fayetteville, Ark.	W	11-10
3/22/73	Fayetteville, Ark.	W	3-2

EASTERN ILLINOIS

Overall Series Record: 32-2
Record in Fayetteville, Ark.: 32-2

DATE	SITE	W/L	SCORE
3/22/84	Fayetteville, Ark.	W	6-0
3/22/84	Fayetteville, Ark.	W	16-2
3/13/93	Fayetteville, Ark.	W	8-3
3/14/93	Fayetteville, Ark.	W	8-7
3/14/93	Fayetteville, Ark.	W	7-1
2/20/98	Fayetteville, Ark.	W	16-0
2/21/98	Fayetteville, Ark.	L	5-4
2/22/98	Fayetteville, Ark.	W	8-1
2/26/99	Fayetteville, Ark.	W	8-3
2/27/99	Fayetteville, Ark.	W	17-2
2/28/99	Fayetteville, Ark.	W	10-3
2/23/01	Fayetteville, Ark.	W	6-2
2/25/01	Fayetteville, Ark.	W	10-4
2/25/01	Fayetteville, Ark.	W	17-4
2/14/03	Fayetteville, Ark.	W	5-1
2/15/03	Fayetteville, Ark.	W	17-3
3/11/05	Fayetteville, Ark.	W	17-2
3/12/05	Fayetteville, Ark.	W	12-1
3/13/05	Fayetteville, Ark.	W	6-0

A II SERIES HISTORY

2/21/14	Fayetteville, Ark.	W	6-2
2/22/14	Fayetteville, Ark.	W	8-3
2/23/14	Fayetteville, Ark.	W	8-3
3/2/15	Fayetteville, Ark.	W	4-1
3/2/15	Fayetteville, Ark.	W	8-1
3/3/15	Fayetteville, Ark.	W	7-0
3/4/16	Fayetteville, Ark.	W	5-2
3/5/16	Fayetteville, Ark.	L	10-8
3/6/16	Fayetteville, Ark.	W	3-2
2/16/19	Fayetteville, Ark.	W	15-7
2/16/19	Fayetteville, Ark.	W	12-3
2/17/19	Fayetteville, Ark.	W	3-2
2/14/20	Fayetteville, Ark.	W	5-1
2/15/20	Fayetteville, Ark.	W	10-1
2/16/20	Fayetteville, Ark.	W	12-3

EASTERN KENTUCKY

Overall Series Record: 1-0
Record at Neutral Sites: 1-0

DATE	SITE	W/L	SCORE
5/23/85	Tallahassee, Fla.+	W	20-13

EASTERN MICHIGAN

Overall Series Record: 14-1
Record in Fayetteville, Ark.: 7-0
Record at Neutral Sites: 7-1

DATE	SITE	W/L	SCORE
3/23/77	Fayetteville, Ark.	W	4-3
3/23/77	Fayetteville, Ark.	W	8-1
3/26/79	Fayetteville, Ark.	W	6-2
3/26/79	Fayetteville, Ark.	W	1-0
3/27/79	Fayetteville, Ark.	W	6-0
3/1/81	Lakeland, Fla.	W	17-10
3/3/81	Lakeland, Fla.	L	7-5
3/6/81	Lakeland, Fla.	W	6-2
3/6/81	Lakeland, Fla.	W	9-8
2/25/84	Lakeland, Fla.	W	3-2
2/29/84	Lakeland, Fla.	W	8-1
3/2/84	Lakeland, Fla.	W	4-1
3/16/90	Fresno, Calif.	W	6-4
3/11/91	Fayetteville, Ark.	W	6-5
3/12/91	Fayetteville, Ark.	W	12-4

EAST TEXAS BAPTIST

Overall Series Record: 0-2
Record in Marshall, Texas: 0-2

DATE	SITE	W/L	SCORE
3/23/68	Marshall, Texas	L	4-0
3/23/68	Marshall, Texas	L	2-1

ECKERD

Overall Series Record: 1-0
Record at Neutral Sites: 1-0

DATE	SITE	W/L	SCORE
3/3/89	Lakeland, Fla.	W	8-2

EMPORIA STATE

Overall Series Record: 8-5
Record in Fayetteville, Ark.: 5-1
Record in Emporia, Kan.: 2-4
Record at Neutral Sites: 1-0

DATE	SITE	W/L	SCORE
1960	Fayetteville, Ark.	W	19-11
1960	Fayetteville, Ark.	W	11-4
4/19/61	Emporia, Kan.	L	4-2
4/20/61	Chanute, Kan.	W	15-10
4/13/62	Fayetteville, Ark.	W	6-2
4/14/62	Fayetteville, Ark.	W	12-3
4/3/63	Emporia, Kan.	W	12-8
4/3/63	Emporia, Kan.	L	18-2
4/13/64	Fayetteville, Ark.	W	8-3
4/13/64	Fayetteville, Ark.	L	10-6
4/6/65	Emporia, Kan.	L	8-4
1967	Emporia, Kan.	W	8-5
1967	Emporia, Kan.	L	5-4

EVANGEL

Overall Series Record: 20-0
Record in Fayetteville, Ark.: 12-0
Record in Springfield, Mo.: 8-0

DATE	SITE	W/L	SCORE
1968	Fayetteville, Ark.	W	3-1
1968	Fayetteville, Ark.	W	2-1
5/3/69	Springfield, Mo.	W	3-0

5/3/69	Springfield, Mo.	W	18-0
5/12/70	Springfield, Mo.	W	10-0
5/12/70	Springfield, Mo.	W	6-0
5/5/71	Springfield, Mo.	W	12-1
5/5/71	Springfield, Mo.	W	13-0
1973	Fayetteville, Ark.	W	5-4
1973	Fayetteville, Ark.	W	11-0
4/15/74	Springfield, Mo.	W	6-4
4/15/74	Springfield, Mo.	W	5-3
3/16/82	Fayetteville, Ark.	W	5-1
3/16/82	Fayetteville, Ark.	W	4-1
4/7/87	Fayetteville, Ark.	W	16-2
4/5/88	Fayetteville, Ark.	W	13-8
4/5/89	Fayetteville, Ark.	W	6-4
3/27/90	Fayetteville, Ark.	W	8-3
4/2/91	Fayetteville, Ark.	W	10-0
3/30/92	Fayetteville, Ark.	W	10-0

EVANSVILLE

Overall Series Record: 9-2
Record in Fayetteville, Ark.: 9-2

DATE	SITE	W/L	SCORE
3/23/86	Fayetteville, Ark.	W	18-8
3/24/86	Fayetteville, Ark.	W	4-0
3/25/86	Fayetteville, Ark.	W	9-8
2/24/95	Fayetteville, Ark.	W	8-5
2/25/95	Fayetteville, Ark.	W	6-5
2/26/95	Fayetteville, Ark.	L	3-2
3/6/01	Fayetteville, Ark.	L	4-1
3/7/01	Fayetteville, Ark.	W	5-1
2/22/13	Fayetteville, Ark.	W	10-4
2/23/13	Fayetteville, Ark.	W	5-2
2/24/13	Fayetteville, Ark.	W	10-2

FLORIDA

Overall Series Record: 35-32
Record in Fayetteville, Ark.: 16-11
Record in Gainesville, Fla.: 12-18
Record at Neutral Sites: 7-3

DATE	SITE	W/L	SCORE
5/26/79	Tallahassee, Fla.+	W	9-1
4/8/94	Gainesville, Fla.	L	5-2
4/9/94	Gainesville, Fla.	L	8-7
4/10/94	Gainesville, Fla.	L	3-2 (11)
4/7/95	Fayetteville, Ark.	W	5-4
4/8/95	Fayetteville, Ark.	W	13-5
4/9/95	Fayetteville, Ark.	L	5-2
5/1/98	Fayetteville, Ark.	L	7-6
5/2/98	Fayetteville, Ark.	L	13-9
5/3/98	Fayetteville, Ark.	W	4-3
4/2/99	Gainesville, Fla.	W	8-1
4/3/99	Gainesville, Fla.	W	6-5
4/4/99	Gainesville, Fla.	W	10-5
3/24/00	Fayetteville, Ark.	L	8-7 (11)
3/25/00	Fayetteville, Ark.	L	8-7 (10)
3/26/00	Fayetteville, Ark.	L	7-4
3/23/01	Gainesville, Fla.	L	7-4
3/24/01	Gainesville, Fla.	L	8-4
3/25/01	Gainesville, Fla.	L	4-1
3/19/04	Gainesville, Fla.	L	11-1
3/20/04	Gainesville, Fla.	W	8-2
3/21/04	Gainesville, Fla.	L	7-6 (10)
5/6/05	Fayetteville, Ark.	W	4-1
5/7/05	Fayetteville, Ark.	W	3-2 (10)
5/8/05	Fayetteville, Ark.	L	11-10
5/25/05	Hoover, Ala.!	L	9-8
3/17/06	Gainesville, Fla.	L	6-3
3/18/06	Gainesville, Fla.	W	4-2
3/19/06	Gainesville, Fla.	L	8-7
4/14/07	Fayetteville, Ark.	W	14-3
4/14/07	Fayetteville, Ark.	W	7-1
4/15/07	Fayetteville, Ark.	W	10-7
4/11/08	Gainesville, Fla.	W	2-1
4/12/08	Gainesville, Fla.	L	6-1
4/13/08	Gainesville, Fla.	W	10-4
3/13/09	Fayetteville, Ark.	W	11-4
3/14/09	Fayetteville, Ark.	W	8-4
3/15/09	Fayetteville, Ark.	W	4-2
5/20/09	Hoover, Ala.!	W	8-5
5/22/09	Hoover, Ala.!	W	10-7
4/23/10	Gainesville, Fla.	W	8-3
4/24/10	Gainesville, Fla.	L	8-2
4/25/10	Gainesville, Fla.	L	2-1
5/27/10	Hoover, Ala.!	L	5-4
5/5/11	Fayetteville, Ark.	W	4-3
5/6/11	Fayetteville, Ark.	W	5-3
5/7/11	Fayetteville, Ark.	L	5-3
4/27/12	Gainesville, Fla.	L	3-2

4/28/12	Gainesville, Fla.	W	5-1
4/29/12	Gainesville, Fla.	W	3-1 (10)
4/14/14	Gainesville, Fla.	L	2-1
4/15/14	Gainesville, Fla.	L	1-0
3/16/14	Gainesville, Fla.	W	9-3
5/20/15	Hoover, Ala.!	W	7-6
5/22/15	Hoover, Ala.!	L	10-0
4/14/16	Fayetteville, Ark.	L	12-8
4/15/16	Fayetteville, Ark.	L	9-2
4/16/16	Fayetteville, Ark.	L	8-2
5/27/17	Hoover, Ala.!	W	16-0 (7)
3/23/18	Gainesville, Fla.	W	6-3
3/24/18	Gainesville, Fla.	L	17-2
3/25/18	Gainesville, Fla.	L	5-4
5/25/18	Hoover, Ala.!	W	8-2
6/22/18	Omaha, Neb.+	W	5-2
5/20/21	Fayetteville, Ark.	W	6-1
5/21/21	Fayetteville, Ark.	W	4-3
5/22/21	Fayetteville, Ark.	W	9-3

FLORIDA SOUTHERN

Overall Series Record: 2-1
Record in Lakeland, Fla.: 2-1

DATE	SITE	W/L	SCORE
3/4/81	Lakeland, Fla.	L	5-3
3/5/81	Lakeland, Fla.	W	13-3
3/1/84	Lakeland, Fla.	W	5-1

FLORIDA STATE

Overall Series Record: 5-1
Record in Fayetteville, Ark.: 2-0
Record in Tallahassee, Fla.: 3-0
Record at Neutral Sites: 0-1

DATE	SITE	W/L	SCORE
5/25/85	Tallahassee, Fla.+	W	7-6
6/11/04	Fayetteville, Ark.+	W	7-5
6/12/04	Fayetteville, Ark.+	W	4-2
6/5/09	Tallahassee, Fla.+	W	7-2
6/6/09	Tallahassee, Fla.+	W	9-8
6/15/19	Omaha, Neb.+	L	1-0

FORDHAM

Overall Series Record: 0-1
Record at Neutral Sites: 0-1

DATE	SITE	W/L	SCORE
5/25/90	Wichita, Kan.+	L	8-5

FRESNO STATE

Overall Series Record: 1-0
Record in Fresno, Calif.: 1-0

DATE	SITE	W/L	SCORE
3/17/90	Fresno, Calif.	W	6-4

GEORGE MASON

Overall Series Record: 2-0
Record at Neutral Sites: 2-0

DATE	SITE	W/L	SCORE
5/24/85	Tallahassee, Fla.+	W	13-9
2/10/06	Mobile, Ala.	W	4-1

GEORGE WASHINGTON

Overall Series Record: 3-0
Record at Neutral Sites: 3-0

DATE	SITE	W/L	SCORE
5/25/79	Tallahassee, Fla.+	W	12-11
5/26/89	Waterbury, Conn.+	W	8-2
3/12/90	Fresno, Calif.	W	5-1

GEORGIA

Overall Series Record: 37-25
Record in Fayetteville, Ark.: 22-8
Record in Athens, Ga.: 13-15
Record at Neutral Sites: 2-2

DATE	SITE	W/L	SCORE
5/31/87	Omaha, Neb.+	W	5-4
3/21/92	Athens, Ga.	W	1-0
3/21/92	Athens, Ga.	W	5-3
3/27/93	Fayetteville, Ark.	W	7-2
3/27/93	Fayetteville, Ark.	W	11-1
3/28/93	Fayetteville, Ark.	W	5-4 (10)
4/5/96	Athens, Ga.	L	7-3
4/6/96	Athens, Ga.	W	4-3
4/7/96	Athens, Ga.	L	7-6



4/5/97	Fayetteville, Ark.	W	11-2
4/5/97	Fayetteville, Ark.	W	15-6
4/6/97	Fayetteville, Ark.	W	17-8
4/21/00	Athens, Ga.	L	10-2
4/22/00	Athens, Ga.	L	14-8
4/23/00	Athens, Ga.	L	15-5
3/16/01	Fayetteville, Ark.	W	8-5
3/17/01	Fayetteville, Ark.	W	20-3
3/18/01	Fayetteville, Ark.	L	7-6
3/15/02	Athens, Ga.	L	10-3
3/16/02	Athens, Ga.	L	8-4
3/17/02	Athens, Ga.	W	16-12 (10)
4/4/03	Fayetteville, Ark.	W	9-4
4/5/03	Fayetteville, Ark.	W	14-3
4/6/03	Fayetteville, Ark.	L	10-4
3/24/06	Fayetteville, Ark.	L	2-0
3/25/06	Fayetteville, Ark.	L	8-7
3/26/06	Fayetteville, Ark.	W	5-4 (10)
4/20/07	Athens, Ga.	L	6-1
4/21/07	Athens, Ga.	W	7-6 (10)
4/22/07	Athens, Ga.	W	9-3
3/14/08	Fayetteville, Ark.	W	5-1
3/15/08	Fayetteville, Ark.	L	15-11
3/16/08	Fayetteville, Ark.	L	13-2
4/17/09	Athens, Ga.	L	4-3
4/18/09	Athens, Ga.	L	4-3
4/19/09	Athens, Ga.	W	2-0
5/21/09	Hoover, Ala.!	L	2-1 (10)
4/16/10	Fayetteville, Ark.	W	10-2
4/17/10	Fayetteville, Ark.	W	10-2
4/18/10	Fayetteville, Ark.	W	13-5
4/29/11	Athens, Ga.	W	10-4
4/30/11	Athens, Ga.	L	3-0
5/1/11	Athens, Ga.	L	6-5
4/6/12	Fayetteville, Ark.	L	4-2
4/7/12	Fayetteville, Ark.	W	8-3
4/8/12	Fayetteville, Ark.	W	8-0
4/26/13	Athens, Ga.	W	2-0
4/27/13	Athens, Ga.	W	2-1
5/14/15	Athens, Ga.	L	10-1
5/15/15	Athens, Ga.	W	9-0
5/16/15	Athens, Ga.	W	8-1
4/13/17	Fayetteville, Ark.	W	14-4
4/14/17	Fayetteville, Ark.	W	5-4 (10)
4/15/17	Fayetteville, Ark.	W	11-3
5/17/18	Athens, Ga.	W	8-6
5/18/18	Athens, Ga.	L	8-7 (10)
5/19/18	Athens, Ga.	L	3-2
5/23/19	Hoover, Ala.!	L	3-1
5/7/21	Fayetteville, Ark.	W	3-0
5/8/21	Fayetteville, Ark.	L	7-3
5/9/21	Fayetteville, Ark.	W	5-3
5/26/21	Hoover, Ala.!	W	11-2

GEORGIA TECH

Overall Series Record: 1-2
Record at Neutral Sites: 1-2

DATE	SITE	W/L	SCORE
5/26/85	Tallahassee, Fla.+	W	7-5
3/6/93	Minneapolis, Minn.	L	3-2
5/23/98	Wichita, Kan.+	L	2-0

GONZAGA

Overall Series Record: 7-5
Record in Fayetteville, Ark.: 6-3
Record in Seattle, Wash.: 0-1
Record at Neutral Sites: 1-1

DATE	SITE	W/L	SCORE
3/14/90	Fresno, Calif.	W	7-4
3/12/92	Seattle, Wash.	L	6-1
3/13/12	Fayetteville, Ark.	W	1-0
3/14/12	Fayetteville, Ark.	W	5-3
3/1/13	Surprise, Ariz.	L	3-0
3/10/15	Fayetteville, Ark.	L	6-2
3/11/15	Fayetteville, Ark.	L	15-5
3/9/16	Fayetteville, Ark.	L	15-10
2/20/20	Fayetteville, Ark.	W	7-5
2/21/20	Fayetteville, Ark.	W	9-3
2/22/20	Fayetteville, Ark.	W	5-0
2/23/20	Fayetteville, Ark.	W	9-5

GRAMBLING STATE

Overall Series Record: 7-0
Record in Fayetteville, Ark.: 6-0
Record in North Little Rock, Ark.: 1-0

DATE	SITE	W/L	SCORE
6/4/10	Fayetteville, Ark.+	W	19-7

3/18/14	Fayetteville, Ark.	W	4-3
3/19/14	Fayetteville, Ark.	W	8-0
3/15/16	Fayetteville, Ark.	W	14-4
3/16/16	Fayetteville, Ark.	W	3-2
4/10/18	North Little Rock, Ark.	W	7-6
4/30/19	Fayetteville, Ark.	W	17-3

GRAND CANYON

Overall Series Record: 4-0
Record in Fayetteville, Ark.: 4-0

DATE	SITE	W/L	SCORE
4/5/17	Fayetteville, Ark.	W	11-2
4/5/17	Fayetteville, Ark.	W	6-1
3/10/20	Fayetteville, Ark.	W	6-1
3/11/20	Fayetteville, Ark.	W	10-9

HAWAII

Overall Series Record: 4-4
Record in Honolulu, Hawaii: 4-4

DATE	SITE	W/L	SCORE
2/27/87	Honolulu, Hawaii	L	8-4
2/28/87	Honolulu, Hawaii	L	6-5 (10)
3/1/87	Honolulu, Hawaii	W	9-7 (10)
3/2/87	Honolulu, Hawaii	W	7-4
3/1/90	Honolulu, Hawaii	L	9-3
3/2/90	Honolulu, Hawaii	W	17-9
3/2/90	Honolulu, Hawaii	L	2-1
3/2/06	Honolulu, Hawaii	W	5-1

HAWAII PACIFIC

Overall Series Record: 3-1
Record in Honolulu, Hawaii: 3-1

DATE	SITE	W/L	SCORE
2/25/87	Honolulu, Hawaii	L	6-4
2/26/87	Honolulu, Hawaii	W	10-7
2/27/91	Honolulu, Hawaii	W	12-2
2/28/91	Honolulu, Hawaii	W	5-4

HOUSTON

Overall Series Record: 38-27
Record in Fayetteville, Ark.: 17-7
Record in Houston, Texas: 14-16
Record at Neutral Sites: 7-4

DATE	SITE	W/L	SCORE
4/27/74	Houston, Texas	L	8-0
4/27/74	Houston, Texas	L	6-5
4/27/74	Houston, Texas	L	8-3
4/25/75	Houston, Texas	W	5-1
4/26/75	Houston, Texas	W	3-0
4/26/75	Houston, Texas	L	10-3
3/5/76	Houston, Texas	L	9-4
3/6/76	Houston, Texas	L	1-0
3/6/76	Houston, Texas	L	3-2
3/4/77	Fayetteville, Ark.	W	5-3
3/5/77	Fayetteville, Ark.	W	2-0
3/5/77	Fayetteville, Ark.	L	5-0
4/21/78	Houston, Texas	W	6-5
4/22/78	Houston, Texas	W	5-1
4/22/78	Houston, Texas	L	14-4
4/20/79	Fayetteville, Ark.	W	5-3
4/21/79	Fayetteville, Ark.	W	3-0
4/21/79	Fayetteville, Ark.	W	11-10 (8)
3/21/80	Houston, Texas	W	13-6
3/22/80	Houston, Texas	W	4-2
3/22/80	Houston, Texas	L	11-6
4/17/81	Fayetteville, Ark.	L	5-3
4/18/81	Fayetteville, Ark.	W	15-4
4/18/81	Fayetteville, Ark.	W	2-1
5/15/81	Austin, Texas!	L	7-2
5/17/81	Austin, Texas!	W	9-3
4/16/82	Houston, Texas	L	7-3
4/17/82	Houston, Texas	L	2-0
4/17/82	Houston, Texas	W	1-0 (10)
5/14/82	College Station, Texas!	W	9-6
5/16/82	College Station, Texas!	L	9-8
4/10/83	Fayetteville, Ark.	W	1-0
4/10/83	Fayetteville, Ark.	L	12-8
4/11/83	Fayetteville, Ark.	W	9-1
5/13/83	Austin, Texas!	W	4-3
5/15/83	Austin, Texas!	W	9-7
4/14/84	Houston, Texas	L	6-5
4/14/84	Houston, Texas	W	17-4
4/15/84	Houston, Texas	L	4-3
4/5/85	Fayetteville, Ark.	W	16-12
4/6/85	Fayetteville, Ark.	W	5-4
4/6/85	Fayetteville, Ark.	L	10-9

4/4/86	Houston, Texas	W	15-6
4/5/86	Houston, Texas	W	3-2
4/5/86	Houston, Texas	W	10-6
3/27/87	Fayetteville, Ark.	L	4-3
3/28/87	Fayetteville, Ark.	W	10-3
3/28/87	Fayetteville, Ark.	W	12-6
5/17/87	Austin, Texas!	W	14-9
4/1/88	Houston, Texas	L	8-2
4/2/88	Houston, Texas	W	16-7
4/2/88	Houston, Texas	L	6-5 (10)
3/24/89	Fayetteville, Ark.	W	10-1
3/25/89	Fayetteville, Ark.	W	3-0
3/25/89	Fayetteville, Ark.	W	8-3
5/19/89	College Station, Texas!	W	5-4
3/23/90	Houston, Texas	W	6-1
3/24/90	Houston, Texas	W	6-4
3/24/90	Houston, Texas	L	6-0
5/19/90	Austin, Texas!	L	7-1
3/29/91	Fayetteville, Ark.	L	4-3
3/30/91	Fayetteville, Ark.	W	6-2
3/30/91	Fayetteville, Ark.	L	6-5
3/3/12	Houston, Texas	L	4-1
2/27/17	Houston, Texas	W	12-3

ILLINOIS

Overall Series Record: 3-0
Record in Fayetteville, Ark.: 2-0
Record at Neutral Sites: 1-0

DATE	SITE	W/L	SCORE
3/13/84	Fayetteville, Ark.	W	18-5
3/14/84	Fayetteville, Ark.	W	6-5
5/28/89	Waterbury, Conn.+	W	9-2

ILLINOIS STATE

Overall Series Record: 5-2
Record in Fayetteville, Ark.: 5-2

DATE	SITE	W/L	SCORE
3/6/92	Fayetteville, Ark.	W	14-3
3/7/92	Fayetteville, Ark.	W	6-5 (10)
3/8/92	Fayetteville, Ark.	W	15-4
2/23/07	Fayetteville, Ark.	W	12-1
2/24/07	Fayetteville, Ark.	L	12-10
2/25/07	Fayetteville, Ark.	W	9-8 (10)
3/3/20	Fayetteville, Ark.	L	8-7

INDIANA

Overall Series Record: 1-1
Record in Fayetteville, Ark.: 1-0
Record at Neutral Sites: 0-1

DATE	SITE	W/L	SCORE
3/28/67	San Antonio, Texas	L	13-3
3/21/82	Fayetteville, Ark.	W	5-3

INDIANA STATE

Overall Series Record: 11-4
Record in Fayetteville, Ark.: 9-3
Record in Terre Haute, Ind.: 2-1

DATE	SITE	W/L	SCORE
3/10/84	Fayetteville, Ark.	W	3-2
3/10/84	Fayetteville, Ark.	W	7-3
3/11/84	Fayetteville, Ark.	W	6-3
3/8/85	Fayetteville, Ark.	W	9-7
3/9/85	Fayetteville, Ark.	W	7-2
3/9/85	Fayetteville, Ark.	W	3-1
3/9/86	Fayetteville, Ark.	L	5-1
3/9/86	Fayetteville, Ark.	W	2-1
3/10/86	Fayetteville, Ark.	W	12-3
3/12/88	Fayetteville, Ark.	L	11-9
3/12/88	Fayetteville, Ark.	L	13-9
4/1/90	Fayetteville, Ark.	W	4-2
4/26/91	Terre Haute, Ind.	L	7-3
4/27/91	Terre Haute, Ind.	W	6-5
4/27/91	Terre Haute, Ind.	W	8-3

IOWA

Overall Series Record: 2-0
Record in Fayetteville, Ark.: 1-0
Record at Neutral Sites: 1-0

DATE	SITE	W/L	SCORE
3/27/79	Fayetteville, Ark.	W	7-4
2/14/97	Arlington, Texas	W	26-6



II SERIES HISTORY

IOWA STATE

Overall Series Record: 11-0
Record in Fayetteville, Ark.: 11-0

DATE	SITE	W/L	SCORE
3/14/77	Fayetteville, Ark.	W	4-1
3/14/77	Fayetteville, Ark.	W	2-0
3/16/86	Fayetteville, Ark.	W	4-0
3/10/89	Fayetteville, Ark.	W	1-0
3/11/89	Fayetteville, Ark.	W	9-4
3/1/96	Fayetteville, Ark.	W	14-0
3/2/96	Fayetteville, Ark.	W	21-5
3/3/96	Fayetteville, Ark.	W	12-2
3/10/97	Fayetteville, Ark.	W	21-11
2/20/99	Fayetteville, Ark.	W	10-4
2/21/99	Fayetteville, Ark.	W	18-7

KANSAS

Overall Series Record: 36-12
Record in Fayetteville, Ark.: 33-9
Record in Lawrence, Kan.: 3-3

DATE	SITE	W/L	SCORE
3/28/60	Fayetteville, Ark.	W	11-6
3/29/60	Fayetteville, Ark.	W	18-0
4/1/63	Lawrence, Kan.	W	15-7
4/2/63	Lawrence, Kan.	L	9-1
5/3/85	Fayetteville, Ark.	W	10-4
5/4/85	Fayetteville, Ark.	W	6-5
5/4/85	Fayetteville, Ark.	W	6-2
2/27/88	Fayetteville, Ark.	W	12-3
2/27/88	Fayetteville, Ark.	W	19-4
2/28/88	Fayetteville, Ark.	W	5-3
2/25/89	Fayetteville, Ark.	W	3-2
2/25/89	Fayetteville, Ark.	W	7-0
2/26/89	Fayetteville, Ark.	W	18-4
2/24/90	Fayetteville, Ark.	L	10-4
2/25/90	Fayetteville, Ark.	W	3-2
2/22/91	Fayetteville, Ark.	W	8-1
2/23/91	Fayetteville, Ark.	W	6-5
2/24/91	Fayetteville, Ark.	W	17-3
2/21/92	Fayetteville, Ark.	W	13-5
2/22/92	Fayetteville, Ark.	L	7-4
2/23/92	Fayetteville, Ark.	L	4-1
3/17/92	Lawrence, Kan.	L	6-5
2/27/93	Fayetteville, Ark.	L	3-1
2/27/93	Fayetteville, Ark.	W	6-4
2/28/93	Fayetteville, Ark.	W	9-2
2/18/94	Fayetteville, Ark.	L	5-3
2/19/94	Fayetteville, Ark.	L	4-2
2/20/94	Fayetteville, Ark.	W	5-3
2/17/95	Fayetteville, Ark.	W	12-10
2/18/95	Fayetteville, Ark.	W	8-2
2/19/95	Fayetteville, Ark.	W	8-6
3/18/96	Lawrence, Kan.	L	8-3
3/18/97	Fayetteville, Ark.	W	8-5
3/19/97	Fayetteville, Ark.	L	8-2
3/18/98	Lawrence, Kan.	W	12-7
3/23/99	Fayetteville, Ark.	W	7-6
3/24/99	Fayetteville, Ark.	L	9-6
3/22/00	Lawrence, Kan.	W	10-3
3/27/01	Fayetteville, Ark.	W	6-5
3/11/03	Fayetteville, Ark.	W	2-1
3/9/07	Fayetteville, Ark.	W	8-7
3/10/07	Fayetteville, Ark.	W	4-0
3/11/07	Fayetteville, Ark.	W	5-2
2/27/08	Fayetteville, Ark.	W	2-1
2/24/09	Fayetteville, Ark.	L	9-3
2/25/09	Fayetteville, Ark.	W	9-8 (10)
3/2/10	Fayetteville, Ark.	W	15-3
3/15/11	Fayetteville, Ark.	W	4-2

KANSAS STATE

Overall Series Record: 30-20
Record in Fayetteville, Ark.: 28-14
Record in Manhattan, Kan.: 0-5
Record at Neutral Sites: 2-1

DATE	SITE	W/L	SCORE
4/4/66	Fayetteville, Ark.	L	12-3
4/4/66	Fayetteville, Ark.	L	6-2
5/8/67	Manhattan, Kan.	L	13-2
5/8/67	Manhattan, Kan.	L	3-2
4/26/69	Fayetteville, Ark.	W	10-6
4/26/69	Fayetteville, Ark.	L	6-4
3/14/73	Fayetteville, Ark.	W	9-7
3/14/73	Fayetteville, Ark.	W	8-2
3/12/74	Fayetteville, Ark.	L	2-1
3/12/74	Fayetteville, Ark.	L	2-1
3/1/75	Fayetteville, Ark.	L	3-0

3/1/75	Fayetteville, Ark.	W	6-1
3/2/75	Fayetteville, Ark.	L	5-4
3/2/75	Fayetteville, Ark.	W	11-1
3/14/80	Fayetteville, Ark.	W	8-4
3/14/80	Fayetteville, Ark.	W	8-3
3/13/83	Fayetteville, Ark.	W	12-1
2/22/85	Fayetteville, Ark.	W	5-1
2/20/86	Fayetteville, Ark.	L	8-7
3/6/87	Fayetteville, Ark.	L	4-3
3/7/87	Fayetteville, Ark.	W	12-7
3/4/88	Fayetteville, Ark.	W	8-7
3/5/88	Fayetteville, Ark.	W	9-5
4/30/89	Fayetteville, Ark.	W	9-4
5/1/89	Fayetteville, Ark.	L	7-2
2/17/90	Fayetteville, Ark.	W	2-1
2/17/90	Fayetteville, Ark.	W	5-1
2/18/90	Fayetteville, Ark.	L	5-4
2/16/91	Fayetteville, Ark.	L	6-0
2/16/91	Fayetteville, Ark.	W	3-2
2/17/91	Fayetteville, Ark.	W	3-2 (10)
2/15/92	Fayetteville, Ark.	L	18-13
2/15/92	Fayetteville, Ark.	W	13-0
2/16/92	Fayetteville, Ark.	W	19-9
3/16/92	Manhattan, Kan.	L	11-7
2/21/93	Fayetteville, Ark.	W	10-1
2/25/94	Fayetteville, Ark.	W	22-4
2/26/94	Fayetteville, Ark.	L	11-10
2/27/94	Fayetteville, Ark.	W	4-1
2/23/96	Fayetteville, Ark.	W	7-6 (10)
2/24/96	Fayetteville, Ark.	W	9-5
2/25/96	Fayetteville, Ark.	W	11-3
2/15/97	Arlington, Texas	L	7-6
3/20/01	Shreveport, La.	W	2-0
3/7/03	Manhattan, Kan.	L	9-8
3/9/03	Fayetteville, Ark.	W	12-4
3/10/03	Fayetteville, Ark.	W	4-3
3/10/03	Fayetteville, Ark.	W	18-5
6/2/13	Manhattan, Kan.+	L	4-3
4/25/17	Kansas City, Mo.	W	6-5

KENT STATE

Overall Series Record: 3-1
Record in Fayetteville, Ark.: 2-1
Record at Neutral Sites: 1-0

DATE	SITE	W/L	SCORE
6/16/12	Omaha, Neb.+	W	8-1
3/9/18	Fayetteville, Ark.	W	7-2
3/9/18	Fayetteville, Ark.	L	10-4
3/11/18	Fayetteville, Ark.	W	11-4

KENTUCKY

Overall Series Record: 44-26
Record in Fayetteville, Ark.: 23-10
Record in Lexington, Ky.: 19-14
Record at Neutral Sites: 2-2

DATE	SITE	W/L	SCORE
2/28/89	Lakeland, Fla.	W	8-4
3/1/89	Lakeland, Fla.	L	6-2
4/4/92	Lexington, Ky.	L	14-6
4/4/92	Lexington, Ky.	W	10-9
4/5/92	Lexington, Ky.	L	10-7
4/9/93	Fayetteville, Ark.	W	1-0
4/10/93	Fayetteville, Ark.	L	9-3
4/10/93	Fayetteville, Ark.	W	8-4
3/23/96	Lexington, Ky.	W	16-9
3/23/96	Lexington, Ky.	L	6-5
3/24/96	Lexington, Ky.	W	7-5
5/15/96	Birmingham, Ala.!	L	7-5
3/21/97	Fayetteville, Ark.	L	11-5
3/22/97	Fayetteville, Ark.	W	9-8 (10)
3/23/97	Fayetteville, Ark.	W	11-4
4/24/98	Lexington, Ky.	W	17-1
4/25/98	Lexington, Ky.	L	15-5
4/26/98	Lexington, Ky.	L	4-3
4/9/99	Fayetteville, Ark.	W	15-2
4/10/99	Fayetteville, Ark.	W	10-1
4/11/99	Fayetteville, Ark.	W	9-5
5/19/99	Hoover, Ala.!	W	6-4
4/28/00	Fayetteville, Ark.	L	7-6
4/29/00	Fayetteville, Ark.	W	12-10
4/30/00	Fayetteville, Ark.	W	8-5
4/27/01	Lexington, Ky.	L	5-4
4/28/01	Lexington, Ky.	W	16-11
4/29/01	Lexington, Ky.	W	9-5
5/3/02	Fayetteville, Ark.	W	5-1
5/4/02	Fayetteville, Ark.	L	5-2
5/5/02	Fayetteville, Ark.	L	1-0
3/28/03	Lexington, Ky.	W	9-2

3/29/03	Lexington, Ky.	W	2-1
3/30/03	Lexington, Ky.	W	10-9
4/23/04	Fayetteville, Ark.	W	9-4
4/24/04	Fayetteville, Ark.	W	5-4
4/25/04	Fayetteville, Ark.	W	11-10
4/30/05	Lexington, Ky.	W	8-5
4/30/05	Lexington, Ky.	L	11-8
5/1/05	Lexington, Ky.	L	7-1
4/14/06	Fayetteville, Ark.	W	10-9
4/15/06	Fayetteville, Ark.	W	10-6
4/16/06	Fayetteville, Ark.	L	7-5
3/16/07	Lexington, Ky.	W	10-2
3/17/07	Lexington, Ky.	L	7-5
3/18/07	Lexington, Ky.	W	14-5
4/2/10	Fayetteville, Ark.	L	12-8
4/3/10	Fayetteville, Ark.	W	10-1
4/4/10	Fayetteville, Ark.	W	17-16
4/23/11	Lexington, Ky.	L	3-2
4/23/11	Lexington, Ky.	L	3-1
4/24/11	Lexington, Ky.	W	5-1 (6)
4/13/12	Fayetteville, Ark.	W	8-7
4/14/12	Fayetteville, Ark.	L	5-4
4/14/12	Fayetteville, Ark.	L	2-1
5/3/13	Lexington, Ky.	W	2-1
5/4/13	Lexington, Ky.	W	5-3
5/4/13	Lexington, Ky.	L	4-3
4/10/15	Fayetteville, Ark.	W	5-3
4/11/15	Fayetteville, Ark.	L	16-4
4/12/15	Fayetteville, Ark.	W	7-3
4/22/16	Lexington, Ky.	W	1-0
4/23/16	Lexington, Ky.	W	2-0
4/23/16	Lexington, Ky.	L	5-4
3/16/18	Fayetteville, Ark.	W	9-4
3/17/18	Fayetteville, Ark.	W	14-2
3/17/18	Fayetteville, Ark.	W	16-9
5/3/19	Lexington, Ky.	W	5-2
5/5/19	Lexington, Ky.	W	9-1 (7)
5/5/19	Lexington, Ky.	L	4-3 (7)

LAMAR

Overall Series Record: 5-3
Record in Fayetteville, Ark.: 5-1
Record at Neutral Sites: 0-2

DATE	SITE	W/L	SCORE
3/25/74	Fayetteville, Ark.	W	5-4
3/27/91	Fayetteville, Ark.	W	14-2
3/28/91	Fayetteville, Ark.	W	6-5
5/12/93	Fayetteville, Ark.	W	5-1
5/13/93	Fayetteville, Ark.	W	12-10
5/13/93	Fayetteville, Ark.	L	14-7
5/30/03	Austin, Texas+	L	3-2
5/31/03	Austin, Texas+	L	7-6 (11)

LE MOYNE

Overall Series Record: 2-1
Record in Fayetteville, Ark.: 1-0
Record at Neutral Sites: 1-1

DATE	SITE	W/L	SCORE
5/25/89	Waterbury, Conn.+	L	7-5
5/29/89	Waterbury, Conn.+	W	6-5
6/4/04	Fayetteville, Ark.+	W	4-1

LIBERTY

Overall Series Record: 1-0
Record at Neutral Sites: 1-0

DATE	SITE	W/L	SCORE
5/30/14	Charlottesville, Va.+	W	3-2

LINCOLN

Overall Series Record: 2-0
Record in Fayetteville, Ark.: 2-0

DATE	SITE	W/L	SCORE
3/8/72	Fayetteville, Ark.	W	8-2
3/8/72	Fayetteville, Ark.	W	10-0

LITTLE ROCK

Overall Series Record: 2-1
Record in Fayetteville, Ark.: 2-1

DATE	SITE	W/L	SCORE
4/2/19	Fayetteville, Ark.	L	17-7
4/6/21	Fayetteville, Ark.	W	7-2
4/7/21	Fayetteville, Ark.	W	10-3



LONG BEACH STATE

Overall Series Record: 6-7
Record in Fayetteville, Ark.: 4-3
Record in Long Beach, Calif.: 2-4

DATE	SITE	W/L	SCORE
4/7/98	Fayetteville, Ark.	W	5-3
4/8/98	Fayetteville, Ark.	W	12-9
3/5/99	Long Beach, Calif.	L	5-4 (12)
3/6/99	Long Beach, Calif.	W	11-4
3/7/99	Long Beach, Calif.	L	8-0
2/25/00	Fayetteville, Ark.	L	9-8
2/26/00	Fayetteville, Ark.	L	16-3
2/27/00	Fayetteville, Ark.	L	8-6
2/17/01	Fayetteville, Ark.	W	12-4
2/18/01	Fayetteville, Ark.	W	6-3
2/22/02	Long Beach, Calif.	L	7-1
2/23/02	Long Beach, Calif.	L	4-0
2/24/02	Long Beach, Calif.	W	5-3

LOUISIANA COLLEGE

Overall Series Record: 0-1
Record in Pineville, La.: 0-1

DATE	SITE	W/L	SCORE
1960	Pineville, La.	L	12-5

LOUISIANA

Overall Series Record: 1-4
Record in Fayetteville, Ark.: 1-0
Record in Lafayette, La.: 0-2
Record at Neutral Sites: 0-2

DATE	SITE	W/L	SCORE
5/15/85	Fayetteville, Ark.	W	11-2
2/26/86	Lafayette, La.	L	5-3
3/19/89	Shreveport, La.	L	8-4
3/16/91	Shreveport, La.	L	11-2
2/12/99	Lafayette, La.	L	6-2

LOUISIANA TECH

Overall Series Record: 27-7
Record in Fayetteville, Ark.: 13-2
Record in Ruston, La.: 9-4
Record at Neutral Sites: 5-1

DATE	SITE	W/L	SCORE
2/27/86	Ruston, La.	W	12-2
3/18/88	Shreveport, La.	W	4-2
3/21/90	Fayetteville, Ark.	W	6-3
3/21/90	Fayetteville, Ark.	W	4-1
4/9/97	Fayetteville, Ark.	W	8-0
4/9/97	Fayetteville, Ark.	W	3-2
3/31/98	Fayetteville, Ark.	W	19-8
3/16/99	Ruston, La.	W	10-3
3/20/01	Shreveport, La.	L	12-1
3/19/03	Shreveport, La.	W	19-7
2/13/04	Fayetteville, Ark.	W	2-0
2/14/04	Fayetteville, Ark.	W	22-2
2/15/04	Fayetteville, Ark.	W	13-2
2/18/05	Ruston, La.	W	5-2
2/19/05	Ruston, La.	L	10-8
2/20/05	Ruston, La.	W	9-4
2/24/06	Fayetteville, Ark.	W	10-9
2/24/06	Fayetteville, Ark.	W	13-2
2/25/06	Fayetteville, Ark.	W	10-2
2/2/07	Ruston, La.	W	4-2
2/3/07	Ruston, La.	L	9-2
2/4/07	Ruston, La.	W	6-2
2/29/08	College Station, Texas	W	9-8
5/11/10	North Little Rock, Ark.	W	5-4 (10)
5/15/12	North Little Rock, Ark.	W	6-5 (10)
3/2/16	Fayetteville, Ark.	L	3-2
2/28/17	Ruston, La.	L	4-3
3/1/17	Ruston, La.	W	13-10
3/8/19	Fayetteville, Ark.	W	4-2
3/9/19	Fayetteville, Ark.	L	12-7
3/10/19	Fayetteville, Ark.	W	11-0
3/12/21	Ruston, La.	W	9-7 (10)
3/13/21	Ruston, La.	W	8-1
3/14/21	Ruston, La.	L	2-0

LOYOLA (LA.)

Overall Series Record: 0-2
Record in New Orleans, La.: 0-2

DATE	SITE	W/L	SCORE
1960	New Orleans, La.	L	11-6
1960	New Orleans, La.	L	9-5

LOYOLA MARYMOUNT

Overall Series Record: 2-2
Record at Home: 2-1
Record at Neutral Sites: 0-1

DATE	SITE	W/L	SCORE
5/27/88	Stillwater, Okla.+	L	8-3
3/6/15	Fayetteville, Ark.	W	2-1
3/7/15	Fayetteville, Ark.	W	13-7
3/8/15	Fayetteville, Ark.	L	9-0

LSU

Overall Series Record: 36-75
Record in Fayetteville, Ark.: 18-25
Record in Baton Rouge, La.: 14-37
Record at Neutral Sites: 4-13

DATE	SITE	W/L	SCORE
1960	Fayetteville, Ark.	L	5-1
1960	Baton Rouge, La.	W	11-5
4/15/63	Baton Rouge, La.	L	10-5
4/16/63	Baton Rouge, La.	L	10-2
2/22/86	Baton Rouge, La.	L	8-7
2/23/86	Baton Rouge, La.	W	7-6
6/3/87	Omaha, Neb.+	L	5-2
4/18/92	Baton Rouge, La.	L	12-2
4/18/92	Baton Rouge, La.	L	12-4
4/19/92	Baton Rouge, La.	L	8-4
5/14/93	New Orleans, La.!	L	8-1
4/24/93	Fayetteville, Ark.	L	3-0
4/24/93	Fayetteville, Ark.	L	4-2
4/25/93	Fayetteville, Ark.	L	8-2
5/22/93	Baton Rouge, La.!	L	13-7
4/23/94	Baton Rouge, La.	L	11-3
4/23/94	Baton Rouge, La.	L	16-4
4/24/94	Baton Rouge, La.	W	6-5
5/20/94	Oxford, Miss.!	L	6-4
4/21/95	Fayetteville, Ark.	L	10-3
4/23/95	Fayetteville, Ark.	L	13-7
4/23/95	Fayetteville, Ark.	W	5-3
5/21/95	Starkville, Miss.!	L	7-6
4/19/96	Baton Rouge, La.	W	3-2
4/20/96	Baton Rouge, La.	L	11-4
4/21/96	Baton Rouge, La.	L	9-4
5/2/97	Fayetteville, Ark.	L	13-8
5/3/97	Fayetteville, Ark.	L	11-5
5/4/97	Fayetteville, Ark.	W	16-1
2/28/98	New Orleans, La.	W	6-5 (10)
3/20/98	Baton Rouge, La.	L	9-5
3/21/98	Baton Rouge, La.	L	6-3
3/22/98	Baton Rouge, La.	L	27-6
5/13/98	Hoover, Ala.!	W	8-4
3/19/99	Fayetteville, Ark.	W	11-4
3/20/99	Fayetteville, Ark.	L	10-4
3/21/99	Fayetteville, Ark.	W	7-6
5/21/99	Hoover, Ala.!	W	9-8
4/7/00	Baton Rouge, La.	L	12-3
4/8/00	Baton Rouge, La.	L	12-5
4/9/00	Baton Rouge, La.	L	17-11
5/4/01	Fayetteville, Ark.	W	8-1
5/5/01	Fayetteville, Ark.	W	5-4
5/6/01	Fayetteville, Ark.	W	4-3
4/26/02	Baton Rouge, La.	L	3-0
4/27/02	Baton Rouge, La.	L	8-0
4/28/02	Baton Rouge, La.	L	13-5
5/16/03	Fayetteville, Ark.	L	11-3
5/17/03	Fayetteville, Ark.	W	6-5 (10)
5/18/03	Fayetteville, Ark.	L	6-2
5/22/03	Hoover, Ala.!	L	5-4
4/9/04	Baton Rouge, La.	W	11-8
4/10/04	Baton Rouge, La.	W	11-10
4/11/04	Baton Rouge, La.	W	7-5
4/22/05	Fayetteville, Ark.	L	10-7
4/23/05	Fayetteville, Ark.	L	7-0
4/24/05	Fayetteville, Ark.	L	6-0
4/28/06	Baton Rouge, La.	L	7-6
4/29/06	Baton Rouge, La.	W	4-2
4/30/06	Baton Rouge, La.	L	7-5
5/4/07	Fayetteville, Ark.	L	6-5
5/5/07	Fayetteville, Ark.	W	5-0
5/6/07	Fayetteville, Ark.	L	5-3
3/21/08	Baton Rouge, La.	L	8-7 (11)
3/22/08	Baton Rouge, La.	W	14-13 (10)
3/23/08	Baton Rouge, La.	L	4-2
5/2/09	Fayetteville, Ark.	W	11-4
5/2/09	Fayetteville, Ark.	L	5-0
5/3/09	Fayetteville, Ark.	L	4-3
6/15/09	Omaha, Neb.+	L	9-1
6/19/09	Omaha, Neb.+	L	14-5
3/19/10	Baton Rouge, La.	W	6-3

3/20/10	Baton Rouge, La.	L	8-7
3/21/10	Baton Rouge, La.	L	5-1
4/8/11	Fayetteville, Ark.	W	2-0
4/9/11	Fayetteville, Ark.	W	4-3
4/10/11	Fayetteville, Ark.	W	5-4
3/30/12	Baton Rouge, La.	L	10-6
3/31/12	Baton Rouge, La.	L	2-1
4/1/12	Baton Rouge, La.	L	3-2 (11)
4/12/13	Fayetteville, Ark.	L	6-2
4/13/13	Fayetteville, Ark.	W	8-3
4/14/13	Fayetteville, Ark.	L	5-3 (10)
5/23/13	Hoover, Ala.!	W	4-1
5/25/13	Hoover, Ala.!	L	3-1
4/11/14	Baton Rouge, La.	L	10-7
4/12/14	Baton Rouge, La.	L	5-3
4/13/14	Baton Rouge, La.	W	10-4
5/22/14	Hoover, Ala.!	L	7-2
5/24/14	Hoover, Ala.!	L	11-1
3/19/15	Fayetteville, Ark.	W	5-1
3/20/15	Fayetteville, Ark.	L	16-3
3/21/15	Fayetteville, Ark.	L	7-4
5/21/15	Hoover, Ala.!	L	10-5
5/6/16	Baton Rouge, La.	L	5-4
5/7/16	Baton Rouge, La.	L	10-9 (10)
5/8/16	Baton Rouge, La.	L	7-1
4/7/17	Fayetteville, Ark.	W	9-3
4/8/17	Fayetteville, Ark.	L	10-8
4/9/17	Fayetteville, Ark.	L	2-0
5/27/17	Hoover, Ala.!	L	4-2
5/4/18	Baton Rouge, La.	W	5-4
5/5/18	Baton Rouge, La.	L	6-4
5/6/18	Baton Rouge, La.	L	7-5
5/26/18	Hoover, Ala.!	L	2-1
5/9/19	Fayetteville, Ark.	W	14-4
5/10/19	Fayetteville, Ark.	W	11-6
5/11/19	Fayetteville, Ark.	L	3-2
4/30/21	Baton Rouge, La.	W	7-0
5/1/21	Baton Rouge, La.	W	17-10
5/1/21	Baton Rouge, La.	L	5-4

LUBBOCK CHRISTIAN

Overall Series Record: 4-0
Record in Fayetteville, Ark.: 4-0

DATE	SITE	W/L	SCORE
3/1/85	Fayetteville, Ark.	W	15-4
3/2/85	Fayetteville, Ark.	W	15-1
3/2/85	Fayetteville, Ark.	W	4-1
3/9/87	Fayetteville, Ark.	W	13-3

LUTHER

Overall Series Record: 4-0
Record in Fayetteville, Ark.: 4-0

DATE	SITE	W/L	SCORE
3/22/76	Fayetteville, Ark.	W	6-5
3/22/76	Fayetteville, Ark.	W	13-3
3/20/78	Fayetteville, Ark.	W	5-1
3/20/78	Fayetteville, Ark.	W	10-0

MAINE

Overall Series Record: 1-0
Record at Neutral Sites: 1-0

DATE	SITE	W/L	SCORE
3/15/90	Fresno, Calif.	W	14-0

MANKATO STATE

Overall Series Record: 3-1
Record in Fayetteville, Ark.: 3-1

DATE	SITE	W/L	SCORE
3/18/74	Fayetteville, Ark.	W	4-2
3/18/74	Fayetteville, Ark.	L	9-3
3/23/76	Fayetteville, Ark.	W	2-0
3/23/76	Fayetteville, Ark.	W	2-0

MARYLAND

Overall Series Record: 0-1
Record at Neutral Sites: 0-1

DATE	SITE	W/L	SCORE
2/22/15	Mobile, Ala.	L	13-6



II SERIES HISTORY

MCNEESE STATE

Overall Series Record: 6-3

Record in Fayetteville, Ark.: 4-3

Record in Lake Charles, La.: 2-0

DATE	SITE	W/L	SCORE
3/8/02	Fayetteville, Ark.	W	5-2
3/9/02	Fayetteville, Ark.	L	14-9
3/10/02	Fayetteville, Ark.	L	4-1
2/24/04	Fayetteville, Ark.	W	7-1
2/25/04	Fayetteville, Ark.	W	7-2
3/23/10	Lake Charles, La.	W	3-2
3/24/10	Lake Charles, La.	W	7-6
3/1/11	Fayetteville, Ark.	L	8-6
3/2/11	Fayetteville, Ark.	W	8-3

MEMPHIS

Overall Series Record: 28-13-1

Record in Fayetteville, Ark.: 13-3

Record in Memphis, Tenn.: 12-7-1

Record in North Little Rock, Ark.: 2-1

Record at Neutral Sites: 1-2

DATE	SITE	W/L	SCORE
3/27/64	Little Rock, Ark.	L	5-3
3/28/64	Little Rock, Ark.	L	13-6
3/30/64	Memphis, Tenn.	L	6-0
3/31/64	Memphis, Tenn.	W	4-0
4/23/65	Fayetteville, Ark.	L	6-4
4/23/65	Fayetteville, Ark.	W	4-2
4/9/66	Memphis, Tenn.	L	9-8
4/9/66	Memphis, Tenn.	L	6-1
4/15/67	Memphis, Tenn.	L	8-1
4/15/67	Memphis, Tenn.	W	4-0
4/15/68	Fayetteville, Ark.	L	7-4
4/15/68	Fayetteville, Ark.	W	13-7
4/12/69	Memphis, Tenn.	L	6-0
4/12/69	Memphis, Tenn.	W	10-3
5/2/70	Memphis, Tenn.	W	7-6
5/2/70	Memphis, Tenn.	W	7-3
4/24/71	Fayetteville, Ark.	W	6-5
4/24/71	Fayetteville, Ark.	W	4-3
4/14/73	Fayetteville, Ark.	W	1-0
4/14/73	Fayetteville, Ark.	L	3-0
3/1/86	Little Rock, Ark.	W	6-2
2/14/87	Memphis, Tenn.	W	3-1
2/14/87	Memphis, Tenn.	T	2-2
2/21/87	Fayetteville, Ark.	W	21-5
2/22/87	Fayetteville, Ark.	W	14-7
3/15/93	Memphis, Tenn.	L	6-3
3/17/93	Memphis, Tenn.	L	8-7
3/16/94	Fayetteville, Ark.	W	7-1
3/17/94	Fayetteville, Ark.	W	6-3
5/15/95	Memphis, Tenn.	W	1-0
2/23/03	Memphis, Tenn.	W	10-9
3/22/11	North Little Rock, Ark.	W	7-2
3/23/11	Memphis, Tenn.	W	7-3
3/24/15	North Little Rock, Ark.	L	5-4
3/25/15	Memphis, Tenn.	W	7-3
4/6/16	Memphis, Tenn.	W	12-4
4/18/17	Fayetteville, Ark.	W	16-7
4/19/17	North Little Rock, Ark.	W	2-0
3/27/18	Memphis, Tenn.	W	8-7
2/27/19	Fayetteville, Ark.	W	10-3
3/23/21	Fayetteville, Ark.	W	14-1
3/24/21	Fayetteville, Ark.	W	9-4

MIAMI (FLA.)

Overall Series Record: 0-5

Record in Coral Gables, Fla.: 0-3

Record at Neutral Sites: 0-2

DATE	SITE	W/L	SCORE
2/9/85	Coral Gables, Fla.	L	5-2
2/9/85	Coral Gables, Fla.	L	2-1
2/10/85	Coral Gables, Fla.	L	4-0
3/4/01	Minneapolis, Minn.	L	8-2
6/15/15	Omaha, Neb.+	L	4-3

MIAMI (OHIO)

Overall Series Record: 6-0

Record in Fayetteville, Ark.: 5-0

Record at Neutral Sites: 1-0

DATE	SITE	W/L	SCORE
3/4/00	Fayetteville, Ark.	W	15-5
3/5/00	Fayetteville, Ark.	W	5-1
6/3/05	Austin, Texas+	W	9-5
2/17/17	Fayetteville, Ark.	W	7-0
2/18/17	Fayetteville, Ark.	W	5-1

2/19/17	Fayetteville, Ark.	W	11-1
---------	--------------------	---	------

MIDDLE TENNESSEE

Overall Series Record: 1-0

Record at Neutral Sites: 1-0

DATE	SITE	W/L	SCORE
5/22/87	Huntsville, Ala.+	W	10-7

MINNESOTA

Overall Series Record: 7-3

Record in Fayetteville, Ark.: 4-0

Record in Minneapolis, Minn.: 2-2

Record at Neutral Sites: 1-1

DATE	SITE	W/L	SCORE
3/28/70	San Antonio, Texas	L	10-1
3/28/70	San Antonio, Texas	W	8-7
4/3/83	Fayetteville, Ark.	W	8-5
3/5/93	Minneapolis, Minn.	W	11-4
3/2/01	Minneapolis, Minn.	L	6-0
2/25/05	Fayetteville, Ark.	W	5-4
2/26/05	Fayetteville, Ark.	W	12-3
2/27/05	Fayetteville, Ark.	W	4-3
3/4/07	Minneapolis, Minn.	W	5-1
3/4/07	Minneapolis, Minn.	L	10-5

MISSISSIPPI COLLEGE

Overall Series Record: 2-2

Record in Clinton, Miss.: 2-2

DATE	SITE	W/L	SCORE
4/17/63	Clinton, Miss.	W	7-3
4/18/63	Clinton, Miss.	L	3-0
3/22/69	Clinton, Miss.	W	13-3
3/24/69	Clinton, Miss.	L	1-0

MISSISSIPPI STATE

Overall Series Record: 52-56

Record in Fayetteville, Ark.: 22-18

Record in Starkville, Miss.: 19-29

Record at Neutral Sites: 8-9

DATE	SITE	W/L	SCORE
1960	Fayetteville, Ark.	L	3-2
4/11/66	Starkville, Miss.	L	9-3
4/12/66	Starkville, Miss.	L	18-0
4/12/68	Starkville, Miss.	L	19-11
5/4/70	Starkville, Miss.	L	6-0
5/4/70	Starkville, Miss.	L	1-0
4/23/80	Greenville, Miss.	L	7-6 (11)
4/29/81	Greenville, Miss.	L	11-6
4/28/82	Greenville, Miss.	L	8-7
4/26/83	Greenville, Miss.	L	9-2
4/27/83	Helena, Ark.	W	5-3
4/24/84	Greenville, Miss.	L	9-8
4/25/84	Little Rock, Ark.	W	10-9 (10)
4/30/85	Greenville, Miss.	L	16-2
5/1/85	Little Rock, Ark.	W	13-1
6/3/85	Omaha, Neb.+	L	5-4
4/25/92	Starkville, Miss.	L	2-0
4/25/92	Starkville, Miss.	L	3-2
4/26/92	Starkville, Miss.	L	7-6
5/1/93	Fayetteville, Ark.	L	5-3
5/1/93	Fayetteville, Ark.	L	6-4
5/2/93	Fayetteville, Ark.	W	8-3
5/20/93	Baton Rouge, La.!	W	5-2
4/29/94	Starkville, Miss.	L	10-9
4/30/94	Starkville, Miss.	W	12-11
5/1/94	Starkville, Miss.	W	14-4
4/28/95	Fayetteville, Ark.	W	16-1
4/29/95	Fayetteville, Ark.	W	10-9
4/30/95	Fayetteville, Ark.	W	12-7
4/26/96	Starkville, Miss.	L	8-6
4/27/96	Starkville, Miss.	W	6-2
4/28/96	Starkville, Miss.	L	10-6
5/9/97	Fayetteville, Ark.	W	8-5
5/10/97	Fayetteville, Ark.	L	13-5
5/11/97	Fayetteville, Ark.	L	17-10
5/8/98	Starkville, Miss.	W	14-10 (10)
5/9/98	Starkville, Miss.	L	17-3
5/10/98	Starkville, Miss.	W	8-3
5/14/98	Hoover, Ala.!	W	10-3
5/16/98	Hoover, Ala.!	W	7-3
4/30/99	Fayetteville, Ark.	W	6-4
5/1/99	Fayetteville, Ark.	W	7-4
5/2/99	Fayetteville, Ark.	W	7-5
3/31/00	Starkville, Miss.	L	3-2
3/30/01	Fayetteville, Ark.	W	6-5
3/31/01	Fayetteville, Ark.	L	9-3

4/1/01	Fayetteville, Ark.	L	10-2
4/12/02	Starkville, Miss.	L	17-4
4/13/02	Starkville, Miss.	W	7-3
4/14/02	Starkville, Miss.	L	6-4
3/21/03	Fayetteville, Ark.	L	4-3 (10)
3/22/03	Fayetteville, Ark.	L	8-3
3/23/03	Fayetteville, Ark.	L	5-1
5/15/04	Starkville, Miss.	L	3-2
5/16/04	Starkville, Miss.	L	5-4
5/16/04	Starkville, Miss.	W	4-2
3/25/05	Fayetteville, Ark.	L	5-3
3/26/05	Fayetteville, Ark.	L	13-4
3/27/05	Fayetteville, Ark.	W	10-5
4/22/06	Starkville, Miss.	W	6-2
4/22/06	Starkville, Miss.	L	9-8
4/23/06	Starkville, Miss.	W	6-4
4/6/07	Fayetteville, Ark.	L	11-9
4/7/07	Fayetteville, Ark.	L	2-1
4/8/07	Fayetteville, Ark.	W	9-3
5/15/08	Starkville, Miss.	L	6-5
5/16/08	Starkville, Miss.	L	6-5
5/17/08	Starkville, Miss.	W	15-10
3/27/09	Fayetteville, Ark.	W	20-9
3/29/09	Fayetteville, Ark.	W	5-1
3/29/09	Fayetteville, Ark.	L	12-4
4/9/10	Starkville, Miss.	W	8-3
4/10/10	Starkville, Miss.	W	8-5
4/11/10	Starkville, Miss.	W	13-3
4/15/11	Fayetteville, Ark.	W	6-5
4/16/11	Fayetteville, Ark.	W	6-1
4/17/11	Fayetteville, Ark.	L	5-3
5/26/11	Hoover, Ala.!	W	7-2
3/23/12	Starkville, Miss.	L	11-2
3/24/12	Starkville, Miss.	W	8-0
3/25/12	Starkville, Miss.	W	8-5 (11)
5/22/12	Hoover, Ala.!	L	9-1
3/29/13	Fayetteville, Ark.	W	5-4
3/30/13	Fayetteville, Ark.	L	4-1
3/31/13	Fayetteville, Ark.	W	3-1
3/29/14	Starkville, Miss.	W	4-0
3/29/14	Starkville, Miss.	L	5-1
3/30/14	Starkville, Miss.	L	5-1
4/24/15	Fayetteville, Ark.	W	7-6
4/25/15	Fayetteville, Ark.	W	6-1
4/26/15	Fayetteville, Ark.	L	2-1
5/19/16	Starkville, Miss.	L	7-0
5/20/16	Starkville, Miss.	L	5-1
5/21/16	Starkville, Miss.	L	9-4
3/17/17	Fayetteville, Ark.	W	3-1
3/18/17	Fayetteville, Ark.	W	5-4
3/19/17	Fayetteville, Ark.	W	6-1
5/25/17	Hoover, Ala.!	L	4-3
5/26/17	Hoover, Ala.!	W	9-2
4/20/18	Starkville, Miss.	L	6-5
4/21/18	Starkville, Miss.	L	5-3
4/21/18	Starkville, Miss.	L	7-5
4/18/19	Fayetteville, Ark.	W	5-3
4/19/19	Fayetteville, Ark.	W	12-5
4/20/19	Fayetteville, Ark.	W	10-2
3/26/21	Starkville, Miss.	W	8-2
3/27/21	Starkville, Miss.	W	11-5
3/28/21	Starkville, Miss.	W	6-4

MISSISSIPPI VALLEY STATE

Overall Series Record: 10-0

Record in Fayetteville, Ark.: 8-0

Record at Neutral Sites: 2-0

DATE	SITE	W/L	SCORE
5/12/08	Fayetteville, Ark.	W	12-3
3/26/13	Fayetteville, Ark.	W	6-0
3/27/13	North Little Rock, Ark.	W	2-1
3/25/14	Fayetteville, Ark.	W	6-0
3/25/14	Fayetteville, Ark.	W	12-1
3/26/14	North Little Rock, Ark.	W	3-0
4/7/15	Fayetteville, Ark.	W	8-1
4/8/15	Fayetteville, Ark.	W	14-0
2/23/16	Fayetteville, Ark.	W	21-4
2/24/16	Fayetteville, Ark.	W	20-0

MISSOURI

Overall Series Record: 21-14

Record in Fayetteville, Ark.: 11-4

Record in Columbia, Mo.: 9-6

Record at Neutral Sites: 1-4

DATE	SITE	W/L	SCORE
1960	Fayetteville, Ark.	L	21-8
1960	Fayetteville, Ark.	W	9-8
4/3/62	Columbia, Mo.	L	15-7

4/4/62	Columbia, Mo.	L	10-4
3/30/63	Fayetteville, Ark.	L	10-6
3/30/63	Fayetteville, Ark.	W	6-5
3/27/68	San Antonio, Texas	L	8-4
3/22/72	Columbia, Mo.	W	9-6
3/22/72	Columbia, Mo.	L	3-1
5/23/80	Tulsa, Okla.+	L	6-0
3/2/81	Lakeland, Fla.	W	7-5
3/3/81	Lakeland, Fla.	L	8-6
2/27/84	Lakeland, Fla.	L	4-0
5/10/87	Columbia, Mo.	L	12-11 (10)
4/27/88	Fayetteville, Ark.	W	8-6
4/11/89	Columbia, Mo.	W	7-4
4/16/91	Columbia, Mo.	L	11-3
4/1/97	Fayetteville, Ark.	W	4-3
4/15/97	Columbia, Mo.	W	8-6
3/19/02	Columbia, Mo.	W	11-10
6/5/04	Fayetteville, Ark.+	W	10-7
5/1/12	Fayetteville, Ark.	W	6-3
5/2/12	Fayetteville, Ark.	W	2-0
5/15/14	Columbia, Mo.	W	9-4
5/16/14	Columbia, Mo.	W	4-0
5/17/14	Columbia, Mo.	W	7-5 (10)
4/1/16	Fayetteville, Ark.	W	7-6
4/2/16	Fayetteville, Ark.	L	8-5
4/3/16	Fayetteville, Ark.	L	10-1
3/24/17	Columbia, Mo.	W	9-2
3/25/17	Columbia, Mo.	L	7-2
3/26/17	Columbia, Mo.	W	9-8
3/15/19	Fayetteville, Ark.	W	2-0
3/16/19	Fayetteville, Ark.	W	4-3
3/17/19	Fayetteville, Ark.	W	3-2

MISSOURI SOUTHERN

Overall Series Record: 44-1-1
Record in Fayetteville, Ark.: 43-0-1
Record in Joplin, Mo.: 1-1

DATE	SITE	W/L	SCORE
3/12/76	Fayetteville, Ark.	W	7-0
3/12/76	Fayetteville, Ark.	T	0-0 (12)
3/9/77	Fayetteville, Ark.	W	6-0
3/9/77	Fayetteville, Ark.	W	7-6
2/17/78	Fayetteville, Ark.	W	5-3
2/17/78	Fayetteville, Ark.	W	6-0
2/27/79	Fayetteville, Ark.	W	5-0
2/27/79	Fayetteville, Ark.	W	3-2
1979	Joplin, Mo.	L	9-8
1979	Joplin, Mo.	W	6-5
2/22/80	Fayetteville, Ark.	W	15-0
2/22/80	Fayetteville, Ark.	W	7-0
2/24/81	Fayetteville, Ark.	W	8-2
2/24/81	Fayetteville, Ark.	W	7-4
2/20/82	Fayetteville, Ark.	W	7-2
2/20/82	Fayetteville, Ark.	W	14-2
2/25/83	Fayetteville, Ark.	W	11-3
2/25/83	Fayetteville, Ark.	W	8-6
4/9/84	Fayetteville, Ark.	W	12-1
2/25/85	Fayetteville, Ark.	W	12-1
2/25/85	Fayetteville, Ark.	W	8-3
4/30/86	Fayetteville, Ark.	W	4-1
2/23/87	Fayetteville, Ark.	W	4-3
2/23/87	Fayetteville, Ark.	W	13-10
4/29/87	Fayetteville, Ark.	W	20-5
2/13/88	Fayetteville, Ark.	W	12-4
2/14/88	Fayetteville, Ark.	W	17-5
2/24/89	Fayetteville, Ark.	W	6-2
2/16/90	Fayetteville, Ark.	W	12-6
2/15/91	Fayetteville, Ark.	W	7-5
2/14/92	Fayetteville, Ark.	W	12-1
2/13/93	Fayetteville, Ark.	W	17-1
2/14/93	Fayetteville, Ark.	W	10-5
3/2/94	Fayetteville, Ark.	W	10-3
2/10/95	Fayetteville, Ark.	W	5-4
2/7/96	Fayetteville, Ark.	W	15-2
4/16/96	Fayetteville, Ark.	W	4-2
2/11/97	Fayetteville, Ark.	W	24-1
4/2/97	Fayetteville, Ark.	W	12-8
2/11/98	Fayetteville, Ark.	W	24-5
4/21/98	Fayetteville, Ark.	W	11-2
2/6/99	Fayetteville, Ark.	W	7-6
2/5/00	Fayetteville, Ark.	W	18-5
2/4/01	Fayetteville, Ark.	W	25-6
2/11/02	Fayetteville, Ark.	W	13-1
4/29/03	Fayetteville, Ark.	W	7-3

MISSOURI STATE

Overall Series Record: 55-26
Record in Fayetteville, Ark.: 36-13
Record in Springfield, Mo.: 19-12
Record at Neutral Sites: 0-1

DATE	SITE	W/L	SCORE
3/26/66	Fayetteville, Ark.	W	7-5
4/22/67	Springfield, Mo.	L	6-5
4/22/67	Springfield, Mo.	L	4-3
1968	Springfield, Mo.	W	12-9
5/6/69	Fayetteville, Ark.	W	3-2
5/6/69	Fayetteville, Ark.	L	2-0
4/18/70	Springfield, Mo.	W	6-4
4/13/71	Fayetteville, Ark.	W	6-2
4/13/71	Fayetteville, Ark.	L	3-2
4/18/72	Springfield, Mo.	L	7-2
4/18/72	Springfield, Mo.	W	8-7
1973	Fayetteville, Ark.	W	7-5
1973	Fayetteville, Ark.	W	13-4
4/9/74	Springfield, Mo.	W	9-5
4/9/74	Springfield, Mo.	W	10-8
4/6/76	Fayetteville, Ark.	W	11-3
4/6/76	Fayetteville, Ark.	W	8-5
4/5/77	Fayetteville, Ark.	W	4-3
4/5/77	Fayetteville, Ark.	W	6-3
4/5/78	Springfield, Mo.	L	15-4
4/5/78	Springfield, Mo.	W	3-2
4/3/79	Fayetteville, Ark.	W	5-1
4/3/79	Fayetteville, Ark.	W	4-3
4/27/81	Fayetteville, Ark.	W	6-4
4/27/81	Fayetteville, Ark.	L	4-3
4/20/82	Fayetteville, Ark.	W	9-8
4/20/82	Fayetteville, Ark.	W	6-2
4/19/83	Springfield, Mo.	W	6-3
4/19/83	Springfield, Mo.	L	3-2
4/17/84	Fayetteville, Ark.	W	9-5
4/17/84	Fayetteville, Ark.	W	5-1
4/16/85	Fayetteville, Ark.	W	6-5
4/8/86	Fayetteville, Ark.	W	6-2
5/10/88	Springfield, Mo.	L	9-5
3/2/90	Fayetteville, Ark.	W	12-11
4/18/90	Fayetteville, Ark.	W	7-2
4/24/91	Fayetteville, Ark.	W	1-0
4/30/91	Springfield, Mo.	L	6-4
3/4/92	Fayetteville, Ark.	W	15-8
4/30/92	Springfield, Mo.	W	12-10
3/24/93	Fayetteville, Ark.	W	8-4
4/28/93	Springfield, Mo.	L	11-10
4/19/94	Springfield, Mo.	W	16-7
2/21/96	Springfield, Mo.	W	6-0
2/24/98	Fayetteville, Ark.	L	4-2
3/2/99	Springfield, Mo.	L	9-3
5/29/99	Fayetteville, Ark.+	L	9-8 (10)
5/2/00	Fayetteville, Ark.	W	7-2
4/3/01	Springfield, Mo.	L	10-9
2/16/02	Arlington, Texas	L	3-2
3/5/02	Fayetteville, Ark.	W	10-1
4/3/02	Springfield, Mo.	W	7-4
5/1/02	Fayetteville, Ark.	L	10-7
3/25/03	Fayetteville, Ark.	W	5-4
4/6/04	Fayetteville, Ark.	L	6-5 (16)
4/13/05	Fayetteville, Ark.	W	14-5
4/19/05	Springfield, Mo.	W	9-4
4/4/06	Fayetteville, Ark.	L	10-5
4/11/06	Springfield, Mo.	L	4-2
4/11/07	Fayetteville, Ark.	W	2-0
4/18/07	Springfield, Mo.	W	16-2
4/1/08	Springfield, Mo.	W	7-6 (10)
4/30/08	Fayetteville, Ark.	W	14-6
3/25/09	Fayetteville, Ark.	W	10-0
3/31/09	Springfield, Mo.	W	2-0
4/28/10	Fayetteville, Ark.	W	5-4
4/12/11	Springfield, Mo.	W	2-1
4/30/13	Fayetteville, Ark.	W	6-3
4/29/14	Springfield, Mo.	W	4-1
3/31/15	Fayetteville, Ark.	L	2-0
6/5/15	Fayetteville, Ark.+	W	18-4
6/6/15	Fayetteville, Ark.+	L	3-1
6/7/15	Fayetteville, Ark.+	W	3-2
5/3/16	Springfield, Mo.	L	14-6
5/17/16	Fayetteville, Ark.	L	8-2
4/11/17	Springfield, Mo.	W	12-4
6/3/17	Fayetteville, Ark.+	L	5-4
6/4/17	Fayetteville, Ark.+	W	11-10
6/5/17	Fayetteville, Ark.+	L	3-2
4/17/18	Fayetteville, Ark.	W	11-7
3/26/19	Springfield, Mo.	W	8-2

MISSOURI-ST. LOUIS

Overall Series Record: 2-0
Record in Fayetteville, Ark.: 2-0

DATE	SITE	W/L	SCORE
3/31/87	Fayetteville, Ark.	W	11-2
3/31/87	Fayetteville, Ark.	W	14-2

MISSOURI VALLEY

Overall Series Record: 1-0
Record in Fayetteville, Ark.: 1-0

DATE	SITE	W/L	SCORE
2/27/02	Fayetteville, Ark.	W	7-1

MISSOURI WESTERN

Overall Series Record: 17-1
Record in Fayetteville, Ark.: 17-1

DATE	SITE	W/L	SCORE
4/7/72	Fayetteville, Ark.	W	8-5
4/7/72	Fayetteville, Ark.	W	4-3
3/5/74	Fayetteville, Ark.	W	4-0
3/5/74	Fayetteville, Ark.	W	5-2
3/21/78	Fayetteville, Ark.	W	6-3
3/21/78	Fayetteville, Ark.	L	9-8
3/19/79	Fayetteville, Ark.	W	13-0
3/19/79	Fayetteville, Ark.	W	7-6 (11)
3/16/81	Fayetteville, Ark.	W	15-2
3/16/81	Fayetteville, Ark.	W	10-0
3/14/82	Fayetteville, Ark.	W	11-1
3/15/82	Fayetteville, Ark.	W	11-0
3/15/82	Fayetteville, Ark.	W	7-0
3/14/83	Fayetteville, Ark.	W	9-4
3/14/83	Fayetteville, Ark.	W	13-2
3/18/85	Fayetteville, Ark.	W	10-0
3/18/85	Fayetteville, Ark.	W	4-0
3/11/86	Fayetteville, Ark.	W	12-0

MORNINGSIDE

Overall Series Record: 1-1
Record in Fayetteville, Ark.: 1-1

DATE	SITE	W/L	SCORE
4/5/68	Fayetteville, Ark.	L	13-12
4/6/68	Fayetteville, Ark.	W	29-4

MURRAY STATE

Overall Series Record: 5-0
Record in Fayetteville, Ark.: 5-0

DATE	SITE	W/L	SCORE
5/2/86	Fayetteville, Ark.	W	9-3
5/3/86	Fayetteville, Ark.	W	3-2
3/5/21	Fayetteville, Ark.	W	7-6
3/6/21	Fayetteville, Ark.	W	11-6
3/7/21	Fayetteville, Ark.	W	6-0

NAVY

Overall Series Record: 2-0
Record at Neutral Sites: 2-0

DATE	SITE	W/L	SCORE
2/28/97	Millington, Texas	W	6-4
2/21/03	Memphis, Tenn.	W	8-1

NEBRASKA

Overall Series Record: 12-12
Record in Fayetteville, Ark.: 10-8
Record in Lincoln, Neb.: 1-3
Record at Neutral Sites: 1-1

DATE	SITE	W/L	SCORE
3/24/75	Fayetteville, Ark.	W	15-6
3/24/75	Fayetteville, Ark.	W	10-4
3/25/75	Fayetteville, Ark.	L	5-4
3/25/75	Fayetteville, Ark.	W	4-2
3/13/88	Fayetteville, Ark.	W	7-4
3/13/88	Fayetteville, Ark.	L	8-5
3/12/89	Fayetteville, Ark.	W	4-1
3/6/91	Fayetteville, Ark.	W	4-3
3/6/91	Fayetteville, Ark.	L	5-3
2/20/00	Arlington, Texas	L	13-2
3/14/00	Fayetteville, Ark.	L	10-4
3/15/00	Fayetteville, Ark.	L	10-3
3/18/08	Lincoln, Neb.	L	6-1
3/19/08	Lincoln, Neb.	W	9-4
3/17/09	Fayetteville, Ark.	W	7-3
3/18/09	Fayetteville, Ark.	L	7-4
4/16/13	Lincoln, Neb.	L	3-0



II SERIES HISTORY

4/16/13	Lincoln, Neb.	L	4-2
4/1/14	Fayetteville, Ark.	W	4-3
4/2/14	Fayetteville, Ark.	L	6-4
3/4/17	Frisco, Texas	W	15-5
6/5/21	Fayetteville, Ark.+	W	5-1
6/6/21	Fayetteville, Ark.+	L	5-3
6/7/21	Fayetteville, Ark.+	W	6-2

NEBRASKA-KEARNEY

Overall Series Record: 1-1
Record in Fayetteville, Ark.: 1-1

DATE	SITE	W/L	SCORE
4/4/70	Fayetteville, Ark.	W	5-0
4/4/70	Fayetteville, Ark.	L	4-0

NEVADA

Overall Series Record: 1-0
Record in Fayetteville, Ark.: 1-0

DATE	SITE	W/L	SCORE
3/21/12	Fayetteville, Ark.	W	10-2

NJIT

Overall Series Record: 1-0
Record in Fayetteville, Ark.: 1-0

DATE	SITE	W/L	SCORE
6/4/21	Fayetteville, Ark.+	W	13-8

NEW MEXICO

Overall Series Record: 6-2
Record in Fayetteville, Ark.: 3-1
Record at Neutral Sites: 3-1

DATE	SITE	W/L	SCORE
2/27/04	College Station, Texas	L	3-1
2/28/04	College Station, Texas	W	13-3
2/29/04	College Station, Texas	W	5-2
4/13/10	Fayetteville, Ark.	W	4-3 (11)
4/14/10	Fayetteville, Ark.	W	5-4
6/4/11	Tempe, Ariz.+	W	3-0
4/9/13	Fayetteville, Ark.	L	3-0
4/9/13	Fayetteville, Ark.	W	4-3

NEW MEXICO STATE

Overall Series Record: 2-0
Record in Las Cruces, N.M.: 1-0
Record at Neutral Sites: 1-0

DATE	SITE	W/L	SCORE
3/17/73	Las Cruces, N.M.	W	8-4
3/14/91	Shreveport, La.	W	8-3

NEW ORLEANS

Overall Series Record: 3-2
Record in Fayetteville, Ark: 3-0
Record in New Orleans, La.: 0-1
Record at Neutral Sites: 0-1

DATE	SITE	W/L	SCORE
3/15/91	Shreveport, La.	L	3-2
3/1/98	New Orleans, La.	L	13-6
2/19/13	Fayetteville, Ark.	W	14-0 (7)
2/19/13	Fayetteville, Ark.	W	3-0
3/22/17	Fayetteville, Ark.	W	5-2

NICHOLLS STATE

Overall Series Record: 0-1
Record in Thibodaux, La.: 0-1

DATE	SITE	W/L	SCORE
2/25/86	Thibodaux, La.	L	5-3

NORTH CAROLINA

Overall Series Record: 1-0
Record at Neutral Sites: 1-0

DATE	SITE	W/L	SCORE
6/4/89	Omaha, Neb.+	W	7-3

NORTH CAROLINA STATE

Overall Series Record: 1-2
Record in Fayetteville, Ark.: 1-2

DATE	SITE	W/L	SCORE
6/11/21	Fayetteville, Ark.+	W	21-2
6/12/21	Fayetteville, Ark.+	L	6-5
6/13/21	Fayetteville, Ark.+	L	3-2

NORTH DAKOTA

Overall Series Record: 3-0
Record in Fayetteville, Ark.: 3-0

DATE	SITE	W/L	SCORE
2/13/15	Fayetteville, Ark.	W	11-4
2/14/15	Fayetteville, Ark.	W	13-2
2/14/15	Fayetteville, Ark.	W	12-1

NORTH DAKOTA STATE

Overall Series Record: 2-0
Record in Fayetteville, Ark.: 2-0

DATE	SITE	W/L	SCORE
3/17/82	Fayetteville, Ark.	W	10-2
3/17/82	Fayetteville, Ark.	W	10-1

NORTHEASTERN (OKLA.) STATE

Overall Series Record: 25-2
Record in Fayetteville, Ark.: 25-2

DATE	SITE	W/L	SCORE
1972	Fayetteville, Ark.	L	5-4
1972	Fayetteville, Ark.	W	2-0
3/2/74	Fayetteville, Ark.	W	8-4
3/2/74	Fayetteville, Ark.	W	4-1
3/4/75	Fayetteville, Ark.	W	7-6
3/4/75	Fayetteville, Ark.	W	8-6
4/3/75	Fayetteville, Ark.	W	9-2
4/3/75	Fayetteville, Ark.	W	4-0
2/28/76	Fayetteville, Ark.	W	2-0
2/28/76	Fayetteville, Ark.	W	7-6
2/19/77	Fayetteville, Ark.	W	11-2
2/19/77	Fayetteville, Ark.	W	5-0
3/2/77	Fayetteville, Ark.	W	11-0
2/26/82	Fayetteville, Ark.	W	5-0
2/26/82	Fayetteville, Ark.	W	7-1
2/22/83	Fayetteville, Ark.	W	19-3
4/21/86	Fayetteville, Ark.	W	15-4
4/19/89	Fayetteville, Ark.	W	9-8
4/17/90	Fayetteville, Ark.	W	12-5
2/12/91	Fayetteville, Ark.	W	6-2
4/14/92	Fayetteville, Ark.	W	6-5
3/25/93	Fayetteville, Ark.	W	5-2
4/21/93	Fayetteville, Ark.	L	9-7
4/27/94	Fayetteville, Ark.	W	4-0
3/29/95	Fayetteville, Ark.	W	11-0
5/1/96	Fayetteville, Ark.	W	7-3
4/16/97	Fayetteville, Ark.	W	24-3

NORTHERN COLORADO

Overall Series Record: 7-1
Record in Fayetteville, Ark.: 7-1

DATE	SITE	W/L	SCORE
4/5/05	Fayetteville, Ark.	W	9-3
4/6/05	Fayetteville, Ark.	W	7-4
4/18/06	Fayetteville, Ark.	W	2-1
4/19/06	Fayetteville, Ark.	L	4-2
4/3/07	Fayetteville, Ark.	W	14-6
4/4/07	Fayetteville, Ark.	W	9-7
4/22/08	Fayetteville, Ark.	W	9-2
4/23/08	Fayetteville, Ark.	W	9-1

NORTHERN ILLINOIS

Overall Series Record: 3-0
Record in Fayetteville, Ark.: 3-0

DATE	SITE	W/L	SCORE
3/20/93	Fayetteville, Ark.	W	12-2
3/21/93	Fayetteville, Ark.	W	11-3
3/21/93	Fayetteville, Ark.	W	11-5

NORTHERN IOWA

Overall Series Record: 5-0
Record in Fayetteville, Ark.: 5-0

DATE	SITE	W/L	SCORE
3/13/87	Fayetteville, Ark.	W	10-3
3/21/88	Fayetteville, Ark.	W	6-0
3/22/88	Fayetteville, Ark.	W	17-0
3/22/88	Fayetteville, Ark.	W	15-2
3/20/89	Fayetteville, Ark.	W	14-4

NORTH TEXAS

Overall Series Record: 11-0
Record in Fayetteville, Ark.: 11-0

DATE	SITE	W/L	SCORE
4/13/78	Fayetteville, Ark.	W	4-0

4/13/78	Fayetteville, Ark.	W	12-0
4/14/78	Fayetteville, Ark.	W	9-0
4/14/78	Fayetteville, Ark.	W	6-0
2/15/86	Fayetteville, Ark.	W	10-0
2/15/86	Fayetteville, Ark.	W	9-0
2/16/86	Fayetteville, Ark.	W	26-1
3/8/87	Fayetteville, Ark.	W	13-4
3/6/88	Fayetteville, Ark.	W	10-1
3/7/88	Fayetteville, Ark.	W	5-4
3/7/88	Fayetteville, Ark.	W	6-5

NORTHWESTERN STATE

Overall Series Record: 18-3
Record in Fayetteville, Ark.: 10-2
Record in Natchitoches, La.: 5-1
Record at Neutral Sites: 3-0

DATE	SITE	W/L	SCORE
1960	Natchitoches, La.	W	4-3
4/20/62	Monroe, La.	W	13-8
4/21/62	Monroe, La.	W	8-4
4/25/62	Natchitoches, La.	L	4-2
4/26/62	Natchitoches, La.	W	2-1
3/17/89	Shreveport, La.	W	3-2
2/29/92	Fayetteville, Ark.	W	6-5 (11)
2/29/92	Fayetteville, Ark.	W	7-2
5/2/95	Fayetteville, Ark.	W	5-2
2/16/96	Natchitoches, La.	W	13-6
2/17/96	Natchitoches, La.	W	14-5
2/18/96	Natchitoches, La.	W	10-5
3/25/97	Fayetteville, Ark.	W	5-4
3/26/97	Fayetteville, Ark.	W	13-8
2/27/01	Fayetteville, Ark.	L	8-4
2/21/12	Fayetteville, Ark.	W	8-7
2/22/12	Fayetteville, Ark.	W	6-2
4/22/14	Fayetteville, Ark.	W	8-1
4/22/14	Fayetteville, Ark.	W	15-3
4/23/19	Fayetteville, Ark.	W	19-2 (8)
4/24/19	Fayetteville, Ark.	L	10-7

NORTHWEST MISSOURI STATE

Overall Series Record: 9-1-1
Record in Fayetteville, Ark.: 9-1-1

DATE	SITE	W/L	SCORE
3/6/78	Fayetteville, Ark.	W	7-6
3/6/78	Fayetteville, Ark.	L	4-2
3/10/80	Fayetteville, Ark.	W	11-6
3/10/80	Fayetteville, Ark.	W	7-1
3/7/82	Fayetteville, Ark.	W	3-1
3/7/82	Fayetteville, Ark.	W	4-1
3/8/82	Fayetteville, Ark.	W	3-0
3/8/82	Fayetteville, Ark.	T	7-7
3/3/85	Fayetteville, Ark.	W	11-3
3/8/90	Fayetteville, Ark.	W	17-9
3/13/91	Fayetteville, Ark.	W	7-5

NORTHWOOD INSTITUTE

Overall Series Record: 1-0
Record in Fayetteville, Ark.: 1-0

DATE	SITE	W/L	SCORE
3/4/90	Fayetteville, Ark.	W	9-1

NOTRE DAME

Overall Series Record: 2-1
Record in Fayetteville, Ark.: 1-0
Record at Neutral Sites: 1-1

DATE	SITE	W/L	SCORE
3/17/73	Las Cruces, N.M.	W	6-5
3/17/83	Fayetteville, Ark.	W	5-0
2/28/97	Millington, Texas	L	8-5

OHIO STATE

Overall Series Record: 1-0
Record at Neutral Sites: 1-0

DATE	SITE	W/L	SCORE
3/2/08	College Station, Texas	W	8-6

OKLAHOMA

Overall Series Record: 14-13
Record in Fayetteville, Ark.: 6-3
Record in Norman, Okla.: 7-9
Record at Neutral Sites: 1-1

DATE	SITE	W/L	SCORE
5/11/70	Fayetteville, Ark.	L	2-1
5/11/70	Fayetteville, Ark.	W	5-2



5/2/72	Norman, Okla.	L	3-2
5/2/72	Norman, Okla.	L	4-3
4/11/77	Norman, Okla.	W	5-2
4/11/77	Norman, Okla.	L	4-3
3/5/83	Norman, Okla.	L	11-4
3/5/83	Norman, Okla.	W	14-3
3/6/83	Norman, Okla.	W	7-2
4/15/87	Fayetteville, Ark.	W	12-11
4/12/88	Norman, Okla.	L	11-3
4/26/89	Fayetteville, Ark.	L	3-2
3/20/91	Norman, Okla.	W	11-2
3/23/93	Fayetteville, Ark.	W	8-0
4/6/94	Norman, Okla.	L	11-2
2/27/96	Fayetteville, Ark.	W	9-8
4/10/01	Norman, Okla.	W	5-4
3/12/02	Norman, Okla.	L	7-1
4/9/02	Fayetteville, Ark.	W	9-6
5/31/02	Wichita, Kan.+	W	8-5
4/28/09	Fayetteville, Ark.	W	8-7 (10)
5/30/09	Norman, Okla.+	W	17-6
5/31/09	Norman, Okla.+	W	11-0
5/18/10	Norman, Okla.	L	5-2
4/10/12	Norman, Okla.	L	4-0
2/28/20	Houston, Texas	L	6-3
3/16/21	Fayetteville, Ark.	L	8-5

OKLAHOMA BAPTIST

Overall Series Record: 6-3

Record in Fayetteville, Ark.: 4-2

Record in Shawnee, Okla.: 2-1

DATE	SITE	W/L	SCORE
4/29/67	Fayetteville, Ark.	W	2-1
4/29/67	Fayetteville, Ark.	W	6-0
4/22/68	Fayetteville, Ark.	L	12-0
4/22/68	Fayetteville, Ark.	W	4-3
4/18/69	Shawnee, Okla.	W	5-2
4/13/70	Fayetteville, Ark.	W	9-6
4/13/70	Fayetteville, Ark.	L	9-4
3/20/71	Shawnee, Okla.	W	13-3
3/20/71	Shawnee, Okla.	L	4-2

OKLAHOMA CHRISTIAN

Overall Series Record: 1-0

Record in Fayetteville, Ark.: 1-0

DATE	SITE	W/L	SCORE
5/6/85	Fayetteville, Ark.	W	14-4

OKLAHOMA CITY

Overall Series Record: 23-1

Record in Fayetteville, Ark.: 15-0

Record in Oklahoma City, Okla.: 8-1

DATE	SITE	W/L	SCORE
4/7/61	Oklahoma City, Okla.	W	9-2
4/9/68	Fayetteville, Ark.	W	12-3
4/19/69	Oklahoma City, Okla.	W	2-0
4/21/70	Fayetteville, Ark.	W	9-4
4/21/70	Fayetteville, Ark.	W	9-3
4/19/71	Oklahoma City, Okla.	W	11-0
4/19/71	Oklahoma City, Okla.	W	13-1
1973	Oklahoma City, Okla.	W	6-1
1973	Oklahoma City, Okla.	W	10-0
4/21/73	Fayetteville, Ark.	W	8-2
4/21/73	Fayetteville, Ark.	W	3-2
4/2/74	Oklahoma City, Okla.	L	5-4
4/2/74	Oklahoma City, Okla.	W	9-0
3/6/83	Oklahoma City, Okla.	W	13-4
2/16/85	Fayetteville, Ark.	W	4-0
2/16/85	Fayetteville, Ark.	W	20-13
2/17/85	Fayetteville, Ark.	W	5-2
2/13/96	Fayetteville, Ark.	W	11-9
2/19/97	Fayetteville, Ark.	W	14-6
3/4/98	Fayetteville, Ark.	W	9-6
2/23/99	Fayetteville, Ark.	W	10-8
2/22/00	Fayetteville, Ark.	W	7-3
2/21/01	Fayetteville, Ark.	W	14-4
2/12/02	Fayetteville, Ark.	W	5-4

OKLAHOMA STATE

Overall Series Record: 18-25

Record in Fayetteville, Ark.: 9-9

Record in Stillwater, Okla.: 7-10

Record at Neutral Sites: 2-6

DATE	SITE	W/L	SCORE
4/15/70	Fayetteville, Ark.	W	5-3
4/15/70	Fayetteville, Ark.	W	3-1
4/21/71	Stillwater, Okla.	L	6-4

4/21/71	Stillwater, Okla.	L	7-4
4/29/80	Tulsa, Okla.	W	7-6
2/21/81	Fayetteville, Ark.	L	5-4 (11)
3/26/85	Stillwater, Okla.	L	3-1
4/2/85	Fayetteville, Ark.	L	14-6
4/1/86	Fayetteville, Ark.	L	11-9
4/15/86	Stillwater, Okla.	L	8-7
3/25/87	Stillwater, Okla.	L	8-1
4/21/87	Fayetteville, Ark.	W	9-8
3/19/88	Shreveport, La.	L	5-4
4/11/88	Stillwater, Okla.	W	6-5
5/28/88	Stillwater, Okla.+	L	13-7
3/18/89	Shreveport, La.	L	10-2
4/4/89	Stillwater, Okla.	W	10-4
5/10/89	Fayetteville, Ark.	W	10-6
4/24/90	Stillwater, Okla.	W	7-5
3/19/91	Stillwater, Okla.	L	9-5
4/9/91	Fayetteville, Ark.	W	9-4
3/31/92	Fayetteville, Ark.	L	7-4
4/19/93	Fayetteville, Ark.	W	4-1
4/26/93	Stillwater, Okla.	L	4-1
3/15/94	Fayetteville, Ark.	W	10-5
3/23/94	Stillwater, Okla.	W	13-9
3/20/95	Stillwater, Okla.	L	18-6
3/22/95	Fayetteville, Ark.	L	22-9
5/23/96	Lubbock, Texas+	L	6-5
4/1/98	Tulsa, Okla.	L	7-3
3/21/00	Stillwater, Okla.	W	10-8
3/28/00	Fayetteville, Ark.	L	2-1
4/24/01	Tulsa, Okla.	L	6-5
4/20/04	Fayetteville, Ark.	W	5-2
3/8/05	Stillwater, Okla.	W	11-7
2/11/06	Mobile, Ala.	W	3-0
6/4/06	Fayetteville, Ark.+	L	6-5
6/2/07	Fayetteville, Ark.+	L	14-3
6/3/07	Fayetteville, Ark.+	L	7-6
5/30/15	Stillwater, Okla.+	W	7-5
3/29/16	Stillwater, Okla.	L	5-4
4/26/16	Fayetteville, Ark.	W	7-6
3/5/17	Frisco, Texas	L	8-3

OLE MISS

Overall Series Record: 54-49

Record in Fayetteville, Ark.: 24-22

Record in Oxford, Miss.: 23-22

Record at Neutral Sites: 7-5

DATE	SITE	W/L	SCORE
4/11/82	Fayetteville, Ark.	W	7-2
5/9/92	Fayetteville, Ark.	L	8-4
5/9/92	Fayetteville, Ark.	W	15-3
5/10/92	Fayetteville, Ark.	W	10-0
5/15/93	Oxford, Miss.	W	8-7
5/15/93	Oxford, Miss.	W	5-1
5/16/93	Oxford, Miss.	L	3-1
5/13/94	Fayetteville, Ark.	L	12-6
5/14/94	Fayetteville, Ark.	L	7-2
5/15/94	Fayetteville, Ark.	W	8-5
5/12/95	Oxford, Miss.	L	3-1
5/13/95	Oxford, Miss.	L	11-2
5/14/95	Oxford, Miss.	W	5-4
5/18/95	Starkville, Miss.!	W	5-2
5/10/96	Oxford, Miss.	W	18-4
5/11/96	Oxford, Miss.	L	3-2
5/12/96	Oxford, Miss.	W	8-3
4/11/97	Fayetteville, Ark.	W	14-13 (10)
4/12/97	Fayetteville, Ark.	W	12-7
4/13/97	Fayetteville, Ark.	W	8-6
3/27/98	Oxford, Miss.	W	12-10
3/28/98	Oxford, Miss.	W	16-8
3/29/98	Oxford, Miss.	L	13-10
5/7/99	Fayetteville, Ark.	W	8-1
5/8/99	Fayetteville, Ark.	W	9-4
5/9/99	Fayetteville, Ark.	W	7-4
5/12/00	Oxford, Miss.	W	6-1
5/13/00	Oxford, Miss.	L	12-5
5/14/00	Oxford, Miss.	W	8-1
4/6/01	Fayetteville, Ark.	W	3-2
4/7/01	Fayetteville, Ark.	L	11-6
4/8/01	Fayetteville, Ark.	W	10-3
5/10/02	Oxford, Miss.	W	5-4
5/11/02	Oxford, Miss.	W	11-5
5/12/02	Oxford, Miss.	W	10-8
5/2/03	Fayetteville, Ark.	L	5-2
5/3/03	Fayetteville, Ark.	W	7-6
5/4/03	Fayetteville, Ark.	W	6-3
5/23/03	Hoover, Ala.!	L	8-7 (11)
5/7/04	Oxford, Miss.	L	1-0
4/8/04	Oxford, Miss.	W	3-1
5/9/04	Oxford, Miss.	L	5-3

5/27/04	Hoover, Ala.!	W	4-3
5/20/05	Fayetteville, Ark.	L	5-3
5/21/05	Fayetteville, Ark.	L	10-2
5/22/05	Fayetteville, Ark.	L	9-1
5/12/06	Oxford, Miss.	W	12-3
5/13/06	Oxford, Miss.	L	7-3
5/14/06	Oxford, Miss.	L	5-4
5/24/06	Hoover, Ala.!	L	9-4
3/2/07	Minneapolis, Minn.	L	5-4
5/17/07	Fayetteville, Ark.	L	5-4
5/18/07	Fayetteville, Ark.	W	4-3 (10)
5/19/07	Fayetteville, Ark.	L	5-0
4/25/08	Oxford, Miss.	L	12-4
4/26/08	Oxford, Miss.	W	13-11 (10)
4/27/08	Oxford, Miss.	W	12-4
5/14/09	Fayetteville, Ark.	L	7-5
5/15/09	Fayetteville, Ark.	L	9-3
5/16/09	Fayetteville, Ark.	L	16-3
5/7/10	Oxford, Miss.	W	11-4
5/8/10	Oxford, Miss.	L	3-2
5/9/10	Oxford, Miss.	W	7-0
5/19/11	Fayetteville, Ark.	L	2-1
5/21/11	Fayetteville, Ark.	W	2-0
5/21/11	Fayetteville, Ark.	W	5-3
4/21/12	Oxford, Miss.	L	8-2
4/21/12	Oxford, Miss.	L	1-0
4/22/12	Oxford, Miss.	W	11-3
5/23/12	Hoover, Ala.!	L	2-0
3/15/13	Fayetteville, Ark.	L	7-1
3/16/13	Fayetteville, Ark.	W	10-1
3/17/13	Fayetteville, Ark.	L	6-4 (13)
5/22/13	Hoover, Ala.!	W	2-1 (10)
5/2/14	Oxford, Miss.	L	3-2
5/3/14	Oxford, Miss.	L	7-4
5/4/14	Oxford, Miss.	W	11-1
5/21/14	Hoover, Ala.!	W	2-1
5/23/14	Hoover, Ala.!	W	8-7
3/26/15	Fayetteville, Ark.	W	10-3
3/27/15	Fayetteville, Ark.	L	5-4
3/28/15	Fayetteville, Ark.	W	5-2
4/8/16	Oxford, Miss.	L	7-3
4/9/16	Oxford, Miss.	L	14-9
4/10/16	Oxford, Miss.	L	8-7
4/27/17	Fayetteville, Ark.	L	9-1
4/28/17	Fayetteville, Ark.	L	4-1
4/28/17	Fayetteville, Ark.	W	7-4
3/29/18	Oxford, Miss.	W	6-4
3/30/18	Oxford, Miss.	L	5-4
3/31/18	Oxford, Miss.	L	11-10
3/29/19	Fayetteville, Ark.	W	5-3
3/30/19	Fayetteville, Ark.	L	4-3
3/31/19	Fayetteville, Ark.	L	17-7
5/22/19	Hoover, Ala.!	W	5-3
5/24/19	Hoover, Ala.!	L	3-2
6/8/19	Fayetteville, Ark.+	W	11-2
6/9/19	Fayetteville, Ark.+	L	13-5
6/10/19	Fayetteville, Ark.+	W	14-1
4/10/21	Oxford, Miss.	W	7-3
4/10/21	Oxford, Miss.	L	13-6
4/11/21	Oxford, Miss.	W	18-14
5/29/21	Hoover, Ala.!	W	3-2

OMAHA

Overall Series Record: 0-2

Record in Fayetteville, Ark.: 0-2

DATE	SITE	W/L	SCORE
4/13/65	Fayetteville, Ark.	L	9-7
4/13/65	Fayetteville, Ark.	L	6-3

ORAL ROBERTS

Overall Series Record: 70-35

Record in Fayetteville, Ark.: 39-14

Record in Tulsa, Okla.: 28-20

Record at Neutral Sites: 3-1

DATE	SITE	W/L	SCORE
4/29/70	Fayetteville, Ark.	W	7-0
4/29/70	Fayetteville, Ark.	W	8-0
4/27/71	Tulsa, Okla.	W	6-1
4/27/71	Tulsa, Okla.	L	6-4
5/4/71	Fayetteville, Ark.	W	12-11
5/4/71	Fayetteville, Ark.	L	5-2
3/25/72	Tulsa, Okla.	L	8-4
3/25/72	Tulsa, Okla.	W	2-1
1973	Tulsa, Okla.	W	5-4
1973	Tulsa, Okla.	L	2-0
3/27/74	Tulsa, Okla.	W	1-0
3/27/74	Tulsa, Okla.	L	1-0
4/15/75	Fayetteville, Ark.	W	5-1

A II SERIES HISTORY

4/15/75	Fayetteville, Ark.	W	4-2
3/30/76	Tulsa, Okla.	W	6-5
3/30/76	Tulsa, Okla.	L	6-3
2/22/77	Fayetteville, Ark.	W	7-0
2/22/77	Fayetteville, Ark.	L	2-0
4/17/79	Tulsa, Okla.	L	5-2
3/11/80	Fayetteville, Ark.	L	7-3
3/11/80	Fayetteville, Ark.	L	5-0
5/3/80	Tulsa, Okla.	W	4-2
5/22/80	Tulsa, Okla.+	W	3-2
3/10/81	Fayetteville, Ark.	L	6-3
3/10/81	Fayetteville, Ark.	L	11-6
5/1/81	Tulsa, Okla.	W	8-6
5/2/81	Tulsa, Okla.	L	5-1
5/2/81	Tulsa, Okla.	L	8-2
5/8/82	Fayetteville, Ark.	W	10-3
5/8/82	Fayetteville, Ark.	L	9-1
5/9/82	Tulsa, Okla.	L	9-4
5/9/82	Tulsa, Okla.	W	10-4
5/6/83	Fayetteville, Ark.	W	6-3
5/6/83	Fayetteville, Ark.	W	11-3
5/7/83	Tulsa, Okla.	L	8-3
5/7/83	Tulsa, Okla.	W	4-1
5/26/83	Stillwater, Okla.+	L	7-6
5/4/84	Fayetteville, Ark.	W	13-1
5/4/84	Fayetteville, Ark.	W	12-4
5/5/84	Tulsa, Okla.	L	9-8
5/5/84	Tulsa, Okla.	W	3-1
5/9/85	Fayetteville, Ark.	W	6-4
5/10/85	Fayetteville, Ark.	W	5-1
5/11/85	Fayetteville, Ark.	W	9-5
5/8/86	Fayetteville, Ark.	W	7-5
5/9/86	Tulsa, Okla.	W	15-6
5/12/86	Tulsa, Okla.	W	9-8 (12)
5/7/87	Fayetteville, Ark.	W	14-4
5/8/87	Fayetteville, Ark.	W	17-5
5/10/87	Tulsa, Okla.	L	10-2
5/15/88	Fayetteville, Ark.	W	18-7
5/16/88	Tulsa, Okla.	L	11-3
4/23/90	Fayetteville, Ark.	W	10-3
2/21/91	Fayetteville, Ark.	W	2-1
3/25/92	Fayetteville, Ark.	L	5-3
3/31/93	Fayetteville, Ark.	W	13-5
4/20/93	Tulsa, Okla.	W	16-1
3/30/94	Tulsa, Okla.	L	8-7
3/31/94	Fayetteville, Ark.	W	7-4
4/12/94	Tulsa, Okla.	L	3-1
4/20/94	Fayetteville, Ark.	L	12-2
3/21/95	Tulsa, Okla.	W	7-0
4/4/95	Tulsa, Okla.	W	8-2 (11)
4/25/95	Tulsa, Okla.	L	5-0
4/26/95	Fayetteville, Ark.	W	9-1
2/20/96	Fayetteville, Ark.	W	19-7
4/2/96	Tulsa, Okla.	W	3-2
4/10/96	Tulsa, Okla.	L	8-7 (10)
4/24/96	Fayetteville, Ark.	W	18-5
4/22/97	Tulsa, Okla.	W	11-6
4/23/97	Fayetteville, Ark.	W	15-5
4/15/98	Fayetteville, Ark.	W	19-7
4/22/98	Tulsa, Okla.	W	8-5
4/14/99	Tulsa, Okla.	W	15-6
4/21/99	Fayetteville, Ark.	L	12-5
4/11/00	Tulsa, Okla.	W	5-4
4/18/00	Fayetteville, Ark.	L	8-4
4/17/01	Tulsa, Okla.	W	4-2
5/1/01	Fayetteville, Ark.	W	10-0
4/16/02	Tulsa, Okla.	W	14-0
4/30/02	Fayetteville, Ark.	W	6-3
6/1/02	Wichita, Kan.+	W	7-6
6/2/02	Wichita, Kan.+	W	11-6
4/1/03	Fayetteville, Ark.	W	9-3
4/15/03	Tulsa, Okla.	W	8-2
4/13/04	Fayetteville, Ark.	L	6-4
4/27/04	Tulsa, Okla.	W	8-4
4/12/05	Tulsa, Okla.	W	15-8
4/26/05	Fayetteville, Ark.	W	5-2
5/2/06	Tulsa, Okla.	L	5-4
6/2/06	Fayetteville, Ark.+	L	4-3 (11)
3/13/07	Fayetteville, Ark.	W	10-2
3/27/07	Tulsa, Okla.	L	5-3
4/8/08	Fayetteville, Ark.	L	9-4
4/15/08	Tulsa, Okla.	L	12-2
4/21/09	Tulsa, Okla.	W	9-6
5/12/09	Fayetteville, Ark.	W	3-2
4/20/10	Fayetteville, Ark.	W	9-5
4/19/11	Tulsa, Okla.	W	6-5
4/24/12	Fayetteville, Ark.	W	6-1
5/29/15	Stillwater, Okla.+	W	8-6
6/2/17	Fayetteville, Ark.+	W	3-0
6/4/17	Fayetteville, Ark.+	W	4-3

6/1/18	Fayetteville, Ark.+	W	10-2
4/9/19	Fayetteville, Ark.	W	15-8

OREGON STATE

Overall Series Record: 3-3
Record at Neutral Sites: 3-3

DATE	SITE	W/L	SCORE
5/22/86	Stillwater, Okla.+	W	4-3
5/24/86	Stillwater, Okla.+	L	1-0
3/17/95	San Jose, Calif.	W	5-4
6/26/18	Omaha, Neb.+	W	4-1
6/27/18	Omaha, Neb.+	L	5-3
6/28/18	Omaha, Neb.+	L	5-0

PACIFIC

Overall Series Record: 0-1
Record at Neutral Sites: 0-1

DATE	SITE	W/L	SCORE
3/3/13	Surprise, Ariz.	L	4-3

PACIFIC LUTHERAN

Overall Series Record: 1-0
Record at Neutral Sites: 1-0

DATE	SITE	W/L	SCORE
3/15/92	Seattle, Wash.	W	8-1

PENN STATE

Overall Series Record: 1-0
Record at Neutral Sites: 1-0

DATE	SITE	W/L	SCORE
3/1/89	Lakeland, Fla.	W	2-1

PEPPERDINE

Overall Series Record: 1-1
Record at Neutral Sites: 1-1

DATE	SITE	W/L	SCORE
6/1/79	Omaha, Neb.+	W	5-4
5/30/08	Palo Alto, Calif.+	L	4-3

PITTSBURG STATE

Overall Series Record: 15-0
Record in Fayetteville, Ark.: 11-0
Record in Pittsburg, Kan.: 4-0

DATE	SITE	W/L	SCORE
4/7/62	Fayetteville, Ark.	W	5-1
4/7/62	Fayetteville, Ark.	W	11-3
4/30/63	Pittsburg, Kan.	W	9-4
4/30/63	Pittsburg, Kan.	W	2-1
1967	Fayetteville, Ark.	W	8-1
1967	Fayetteville, Ark.	W	6-2
4/27/68	Pittsburg, Kan.	W	8-4
4/27/68	Pittsburg, Kan.	W	3-0
4/17/71	Fayetteville, Ark.	W	6-0
4/17/71	Fayetteville, Ark.	W	11-1
4/11/72	Fayetteville, Ark.	W	5-0
4/11/72	Fayetteville, Ark.	W	9-0
3/5/96	Fayetteville, Ark.	W	10-5
2/18/98	Fayetteville, Ark.	W	13-4
4/17/02	Fayetteville, Ark.	W	5-1

PRINCETON

Overall Series Record: 1-0
Record in Fayetteville, Ark.: 1-0

DATE	SITE	W/L	SCORE
6/3/06	Fayetteville, Ark.+	W	6-2

RHODE ISLAND

Overall Series Record: 2-1
Record in Fayetteville, Ark.: 2-1

DATE	SITE	W/L	SCORE
3/10/17	Fayetteville, Ark.	W	5-2
3/10/17	Fayetteville, Ark.	W	3-2
3/12/17	Fayetteville, Ark.	L	3-0

RICE

Overall Series Record: 42-18-1
Record in Fayetteville, Ark.: 23-4-1
Record in Houston, Texas: 16-11
Record at Neutral Sites: 3-3

DATE	SITE	W/L	SCORE
4/2/71	Edinburg, Texas	L	5-2

4/3/71	Edinburg, Texas	L	4-3
4/6/74	Fayetteville, Ark.	L	6-5
4/6/74	Fayetteville, Ark.	W	6-3
4/6/74	Fayetteville, Ark.	W	9-7
4/4/75	Houston, Texas	W	5-0
4/5/75	Houston, Texas	L	5-1
4/5/75	Houston, Texas	L	9-0
4/16/76	Fayetteville, Ark.	W	4-1
4/17/76	Fayetteville, Ark.	W	4-1
4/17/76	Fayetteville, Ark.	W	1-0
4/15/77	Houston, Texas	L	8-3
4/16/77	Houston, Texas	W	7-1
4/16/77	Houston, Texas	W	9-4
3/10/78	Fayetteville, Ark.	W	6-0
3/11/78	Fayetteville, Ark.	W	1-0
3/11/78	Fayetteville, Ark.	W	6-0
3/9/79	Houston, Texas	W	6-3
3/10/79	Houston, Texas	W	7-2
3/10/79	Houston, Texas	W	12-3
4/11/80	Fayetteville, Ark.	W	14-6
4/12/80	Fayetteville, Ark.	W	5-2
4/12/80	Fayetteville, Ark.	L	9-8
3/27/81	Houston, Texas	W	3-2
3/28/81	Houston, Texas	L	5-4
3/28/81	Houston, Texas	L	4-3
5/16/81	Austin, Texas!	W	5-4
3/26/82	Fayetteville, Ark.	T	4-4 (11)
3/27/82	Fayetteville, Ark.	W	2-1
3/27/82	Fayetteville, Ark.	W	17-2
3/28/82	Fayetteville, Ark.	W	6-1
3/19/83	Houston, Texas	L	6-1
3/19/83	Houston, Texas	L	3-2 (12)
3/20/83	Houston, Texas	W	7-4 (10)
3/25/84	Fayetteville, Ark.	W	5-3
3/25/84	Fayetteville, Ark.	W	6-3
3/26/84	Fayetteville, Ark.	L	7-2
5/12/84	Austin, Texas!	L	8-1
3/17/85	Houston, Texas	W	8-4
3/17/85	Houston, Texas	L	13-2
3/15/86	Fayetteville, Ark.	W	6-0
3/15/86	Fayetteville, Ark.	W	10-5
3/15/86	Fayetteville, Ark.	W	15-7
4/24/87	Houston, Texas	W	4-3
4/25/87	Houston, Texas	W	5-1
4/25/87	Houston, Texas	W	3-0
5/13/88	Fayetteville, Ark.	W	6-1
5/14/88	Fayetteville, Ark.	W	10-1
5/14/88	Fayetteville, Ark.	W	9-8
4/21/89	Houston, Texas	W	10-2
4/22/89	Houston, Texas	L	3-1
4/22/89	Houston, Texas	W	8-4
4/20/90	Fayetteville, Ark.	W	9-1
4/21/90	Fayetteville, Ark.	L	2-1 (11)
4/21/90	Fayetteville, Ark.	W	6-5
5/17/90	Austin, Texas!	W	7-5
3/8/91	Houston, Texas	L	4-3
3/9/91	Houston, Texas	W	8-4
3/9/91	Houston, Texas	L	9-8
6/2/12	Houston, Texas+	W	1-0
2/26/16	Houston, Texas	W	5-2

SAINT LOUIS

Overall Series Record: 9-0
Record in Fayetteville, Ark.: 8-0
Record in St. Louis, Mo.: 1-0

DATE	SITE	W/L	SCORE
3/10/87	Fayetteville, Ark.	W	20-10
3/11/87	Fayetteville, Ark.	W	9-0
3/11/87	Fayetteville, Ark.	W	15-5
3/3/90	Fayetteville, Ark.	W	14-4
3/3/90	Fayetteville, Ark.	W	10-7
3/7/00	Fayetteville, Ark.	W	7-4
3/8/00	Fayetteville, Ark.	W	14-4
3/20/02	St. Louis, Mo.	W	6-4
4/7/10	Fayetteville, Ark.	W	32-8

SAM HOUSTON STATE

Overall Series Record: 2-0
Record at Neutral Sites: 2-0

DATE	SITE	W/L	SCORE
6/1/12	Houston, Texas+	W	5-4
6/3/12	Houston, Texas+	W	5-1



SAN DIEGO

Overall Series Record: 0-1
Record in San Diego, Calif.: 0-1

DATE	SITE	W/L	SCORE
2/25/18	San Diego, Calif.	L	7-6

SAN DIEGO STATE

Overall Series Record: 9-1
Record in Fayetteville, Ark.: 4-0
Record in San Diego, Calif.: 4-1
Record at Neutral Sites: 1-0

DATE	SITE	W/L	SCORE
3/3/01	Minneapolis, Minn.	W	6-4
3/10/11	San Diego, Calif.	W	12-4
3/11/11	San Diego, Calif.	W	11-6
3/12/11	San Diego, Calif.	L	3-2
3/13/11	San Diego, Calif.	W	5-2
3/7/13	Fayetteville, Ark.	W	2-0
3/8/13	Fayetteville, Ark.	W	4-3
3/9/13	Fayetteville, Ark.	W	8-2
3/9/13	Fayetteville, Ark.	W	4-1
2/24/18	San Diego, Calif.	W	5-2

SAN FRANCISCO

Overall Series Record: 0-1
Record at Neutral Sites: 0-1

DATE	SITE	W/L	SCORE
3/7/14	Berkeley, Calif.	L	2-1

SAN JOSE STATE

Overall Series Record: 2-0
Record in San Jose, Calif.: 2-0

DATE	SITE	W/L	SCORE
3/18/95	San Jose, Calif.	W	12-8
3/19/95	San Jose, Calif.	W	7-4

SANTA CLARA

Overall Series Record: 1-0
Record at Neutral Sites: 1-0

DATE	SITE	W/L	SCORE
3/17/95	San Jose, Calif.	W	10-3

SCHOOL OF THE OZARKS

Overall Series Record: 8-1
Record in Fayetteville, Ark.: 8-1

DATE	SITE	W/L	SCORE
3/23/84	Fayetteville, Ark.	W	6-2
3/19/85	Fayetteville, Ark.	W	4-3
3/19/85	Fayetteville, Ark.	W	6-0
4/20/87	Fayetteville, Ark.	W	12-1
3/22/89	Fayetteville, Ark.	W	14-5
3/22/89	Fayetteville, Ark.	W	10-0
4/4/90	Fayetteville, Ark.	L	5-1
2/19/91	Fayetteville, Ark.	W	15-5
3/26/92	Fayetteville, Ark.	W	13-3

SIENA

Overall Series Record: 3-0
Record in Fayetteville, Ark.: 3-0

DATE	SITE	W/L	SCORE
3/7/08	Fayetteville, Ark.	W	14-5
3/8/08	Fayetteville, Ark.	W	17-2
3/9/08	Fayetteville, Ark.	W	10-4

SMU

Overall Series Record: 22-4
Record in Fayetteville, Ark.: 11-0
Record in Dallas, Texas: 11-4

DATE	SITE	W/L	SCORE
4/4/61	Dallas, Texas	L	7-1
4/5/61	Dallas, Texas	W	11-7
4/4/67	Fayetteville, Ark.	W	4-1
4/4/67	Fayetteville, Ark.	W	8-7
4/22/69	Dallas, Texas	L	8-3
1973	Dallas, Texas	W	3-1
1973	Dallas, Texas	W	4-3
3/15/74	Fayetteville, Ark.	W	4-2
3/16/74	Fayetteville, Ark.	W	11-3
3/16/74	Fayetteville, Ark.	W	6-2
1975	Dallas, Texas	W	4-1
3/26/76	Dallas, Texas	W	17-2
3/27/76	Dallas, Texas	W	10-1

3/27/76	Dallas, Texas	W	2-1
3/25/77	Fayetteville, Ark.	W	1-0
3/26/77	Fayetteville, Ark.	W	4-1
3/26/77	Fayetteville, Ark.	W	3-1
3/31/78	Dallas, Texas	W	5-2
4/1/78	Dallas, Texas	W	9-2
4/1/78	Dallas, Texas	W	6-4
3/30/79	Fayetteville, Ark.	W	3-1
3/31/79	Fayetteville, Ark.	W	3-1
3/31/79	Fayetteville, Ark.	W	9-2
2/29/80	Dallas, Texas	W	2-0
3/1/80	Dallas, Texas	L	2-1
3/1/80	Dallas, Texas	L	9-1

SOUTH ALABAMA

Overall Series Record: 5-3
Record in Fayetteville, Ark.: 3-3
Record in Mobile, Ala.: 2-0

DATE	SITE	W/L	SCORE
2/12/06	Mobile, Ala.	W	8-7
2/28/14	Fayetteville, Ark.	W	2-1
3/1/14	Fayetteville, Ark.	L	2-1
3/1/14	Fayetteville, Ark.	L	5-3
2/21/15	Mobile, Ala.	W	7-0
3/6/20	Fayetteville, Ark.	L	13-6
3/7/20	Fayetteville, Ark.	W	15-2
3/8/20	Fayetteville, Ark.	W	5-3

SOUTH CAROLINA

Overall Series Record: 44-35
Record in Fayetteville, Ark.: 22-12
Record in Columbia, S.C.: 16-17
Record at Neutral Sites: 6-6

DATE	SITE	W/L	SCORE
5/31/85	Omaha, Neb.+	W	1-0
3/28/92	Fayetteville, Ark.	W	8-3
3/28/92	Fayetteville, Ark.	W	7-2
3/29/92	Fayetteville, Ark.	L	20-11
5/13/92	New Orleans, La.!	W	8-6
5/15/92	New Orleans, La.!	L	9-5
4/3/93	Columbia, S.C.	L	18-11
4/3/93	Columbia, S.C.	L	8-1
4/4/93	Columbia, S.C.	L	5-3
3/29/96	Fayetteville, Ark.	W	8-1
3/30/96	Fayetteville, Ark.	W	2-1
3/31/96	Fayetteville, Ark.	L	13-2
3/28/97	Columbia, S.C.	W	11-8
3/29/97	Columbia, S.C.	L	14-9
3/30/97	Columbia, S.C.	W	30-7
3/6/98	Fayetteville, Ark.	W	11-1
3/8/98	Fayetteville, Ark.	W	17-16
5/14/99	Columbia, S.C.	W	8-2
5/15/99	Columbia, S.C.	L	16-6
5/16/99	Columbia, S.C.	W	13-5
5/5/00	Fayetteville, Ark.	L	8-2
5/6/00	Fayetteville, Ark.	W	11-10
5/7/00	Fayetteville, Ark.	W	9-3
3/9/01	Columbia, S.C.	L	16-5
3/10/01	Columbia, S.C.	L	7-4
3/11/01	Columbia, S.C.	L	9-3
4/5/02	Fayetteville, Ark.	W	7-4
4/6/02	Fayetteville, Ark.	W	8-7 (15)
5/22/02	Hoover, Ala.!	L	10-1
5/24/02	Hoover, Ala.!	L	4-1
3/14/03	Columbia, S.C.	L	7-2
3/16/03	Columbia, S.C.	W	2-1
3/16/03	Columbia, S.C.	W	4-1
3/26/04	Fayetteville, Ark.	W	5-3
3/27/04	Fayetteville, Ark.	W	5-4
3/28/04	Fayetteville, Ark.	L	10-2
5/29/04	Hoover, Ala.!	L	3-2
3/18/05	Columbia, S.C.	W	9-1
3/19/05	Columbia, S.C.	L	12-3
3/20/05	Columbia, S.C.	W	5-3
5/24/07	Hoover, Ala.!	W	6-0
5/26/07	Hoover, Ala.!	W	3-2
5/9/08	Fayetteville, Ark.	W	12-11
5/10/08	Fayetteville, Ark.	W	6-3
5/11/08	Fayetteville, Ark.	W	4-2
4/3/09	Columbia, S.C.	W	6-4
4/4/09	Columbia, S.C.	L	9-1
4/5/09	Columbia, S.C.	W	7-4
5/14/10	Fayetteville, Ark.	L	3-2
5/15/10	Fayetteville, Ark.	L	5-0
5/16/10	Fayetteville, Ark.	L	5-3
5/13/11	Columbia, S.C.	W	6-2
5/14/11	Columbia, S.C.	L	6-5
5/15/11	Columbia, S.C.	L	7-1

5/4/12	Fayetteville, Ark.	L	8-6 (10)
5/5/12	Fayetteville, Ark.	W	7-6
5/6/12	Fayetteville, Ark.	L	10-7
6/18/12	Omaha, Neb.+	W	2-1
6/21/12	Omaha, Neb.+	L	2-0
6/22/12	Omaha, Neb.+	L	3-2
3/22/13	Columbia, S.C.	W	15-3
3/23/13	Columbia, S.C.	W	4-2
3/24/13	Columbia, S.C.	W	5-3 (11)
4/4/14	Fayetteville, Ark.	L	2-1
4/4/14	Fayetteville, Ark.	W	4-1
4/5/14	Fayetteville, Ark.	W	7-0
3/18/16	Columbia, S.C.	L	10-6
3/19/16	Columbia, S.C.	L	6-2
3/20/16	Columbia, S.C.	L	8-6
4/12/18	Fayetteville, Ark.	L	3-2
4/14/18	Fayetteville, Ark.	W	2-0
4/14/18	Fayetteville, Ark.	W	3-0
5/23/18	Hoover, Ala.!	W	13-8
6/9/18	Fayetteville, Ark.+	W	9-3
6/10/18	Fayetteville, Ark.+	L	8-5
6/11/18	Fayetteville, Ark.+	W	14-4
4/22/21	Columbia, S.C.	W	6-1
4/23/21	Columbia, S.C.	L	6-2
4/23/21	Columbia, S.C.	W	5-1

SOUTH DAKOTA

Overall Series Record: 6-0
Record in Fayetteville, Ala.: 6-0

DATE	SITE	W/L	SCORE
4/13/79	Fayetteville, Ark.	W	4-0
4/13/79	Fayetteville, Ark.	W	7-0
4/14/79	Fayetteville, Ark.	W	7-1
4/14/79	Fayetteville, Ark.	W	8-1
3/9/82	Fayetteville, Ark.	W	12-4
3/9/82	Fayetteville, Ark.	W	10-0

SOUTH DAKOTA STATE

Overall Series Record: 3-1
Record in Fayetteville, Ark.: 3-1

DATE	SITE	W/L	SCORE
3/5/08	Fayetteville, Ark.	W	13-1
3/5/08	Fayetteville, Ark.	W	20-4
3/9/10	Fayetteville, Ark.	L	3-2
3/10/10	Fayetteville, Ark.	W	21-2

SOUTEAST MISSOURI STATE

Overall Series Record: 10-5
Record in Fayetteville, Ark.: 10-5

DATE	SITE	W/L	SCORE
4/12/95	Fayetteville, Ark.	W	10-6
3/26/96	Fayetteville, Ark.	W	8-3
2/11/00	Fayetteville, Ark.	W	4-3
2/12/00	Fayetteville, Ark.	W	3-1
2/13/00	Fayetteville, Ark.	L	8-7
5/14/02	Fayetteville, Ark.	L	5-1
5/15/02	Fayetteville, Ark.	L	5-4
5/3/11	Fayetteville, Ark.	W	10-0
5/4/11	Fayetteville, Ark.	L	5-6
3/17/15	Fayetteville, Ark.	W	4-3
3/18/15	Fayetteville, Ark.	L	12-11
2/25/21	Fayetteville, Ark.	W	6-5 (10)
2/26/21	Fayetteville, Ark.	W	7-3
2/27/21	Fayetteville, Ark.	W	9-3
2/28/21	Fayetteville, Ark.	W	11-4 (5)

SOUTEAST OKLAHOMA STATE

Overall Series Record: 6-0
Record in Fayetteville, Ark.: 6-0

DATE	SITE	W/L	SCORE
3/5/85	Fayetteville, Ark.	W	15-6
4/28/87	Fayetteville, Ark.	W	14-10
4/25/88	Fayetteville, Ark.	W	10-5
4/26/88	Fayetteville, Ark.	W	15-13
4/9/89	Fayetteville, Ark.	W	11-1
3/4/94	Fayetteville, Ark.	W	13-6

SOUTHERN CALIFORNIA

Overall Series Record: 4-3
Record in Fayetteville, Ark.: 2-1
Record in Los Angeles, Calif.: 2-1
Record at Neutral Sites: 0-1

DATE	SITE	W/L	SCORE
5/24/96	Lubbock, Texas+	L	15-5
3/2/18	Fayetteville, Ark.	W	4-0



II SERIES HISTORY

3/3/18	Fayetteville, Ark.	L	3-1
3/4/18	Fayetteville, Ark.	W	7-6 (8 inn.)
2/21/19	Los Angeles, Calif.	W	6-3
2/22/19	Los Angeles, Calif.	W	8-6
2/23/19	Los Angeles, Calif.	L	6-4 (10 inn.)

SOUTHERN ILLINOIS

Overall Series Record: 3-6
Record in Fayetteville, Ark.: 3-6

DATE	SITE	W/L	SCORE
5/5/66	Fayetteville, Ark.	L	7-0
3/4/79	Fayetteville, Ark.	L	3-2
3/4/79	Fayetteville, Ark.	L	18-5
3/9/80	Fayetteville, Ark.	W	6-5
3/9/80	Fayetteville, Ark.	L	8-4
3/2/82	Fayetteville, Ark.	L	3-0
3/2/82	Fayetteville, Ark.	W	2-1
3/1/83	Fayetteville, Ark.	L	7-3
3/1/83	Fayetteville, Ark.	W	6-2

SIU-EDWARDSVILLE

Overall Series Record: 1-1
Record in Fayetteville, Ark.: 1-1

DATE	SITE	W/L	SCORE
3/29/76	Fayetteville, Ark.	L	5-2
3/29/76	Fayetteville, Ark.	W	7-3

SOUTHERN MISS

Overall Series Record: 5-8
Record in Fayetteville, Ark.: 3-1
Record in Hattiesburg, Miss.: 2-7

DATE	SITE	W/L	SCORE
4/12/63	Hattiesburg, Miss.	L	5-4
4/13/63	Hattiesburg, Miss.	L	4-0
4/16/65	Hattiesburg, Miss.	L	4-1
4/17/65	Hattiesburg, Miss.	L	15-9
4/13/66	Hattiesburg, Miss.	L	13-0
4/14/66	Hattiesburg, Miss.	L	19-0
3/11/94	Fayetteville, Ark.	W	4-2
3/12/94	Fayetteville, Ark.	W	16-9
3/13/94	Fayetteville, Ark.	L	9-8 (10)
3/10/95	Hattiesburg, Miss.	W	10-1
3/11/95	Hattiesburg, Miss.	L	4-3 (12)
3/12/95	Hattiesburg, Miss.	W	8-2
6/2/18	Fayetteville, Ark.+	W	10-2

SOUTHWEST BAPTIST

Overall Series Record: 18-0
Record in Fayetteville, Ark.: 18-0

DATE	SITE	W/L	SCORE
3/13/76	Fayetteville, Ark.	W	9-1
3/13/76	Fayetteville, Ark.	W	6-1
3/5/79	Fayetteville, Ark.	W	5-0
3/5/79	Fayetteville, Ark.	W	9-2
3/12/80	Fayetteville, Ark.	W	10-3
3/12/80	Fayetteville, Ark.	W	11-1
3/17/81	Fayetteville, Ark.	W	20-9
3/17/81	Fayetteville, Ark.	W	8-3
2/26/83	Fayetteville, Ark.	W	10-1
2/26/83	Fayetteville, Ark.	W	8-2
3/21/84	Fayetteville, Ark.	W	21-0
3/21/84	Fayetteville, Ark.	W	33-4
4/18/88	Fayetteville, Ark.	W	16-3
3/21/89	Fayetteville, Ark.	W	12-1
2/22/93	Fayetteville, Ark.	W	21-5
2/22/94	Fayetteville, Ark.	W	15-6
2/21/95	Fayetteville, Ark.	W	10-1
2/23/98	Fayetteville, Ark.	W	20-2

SOUTHWESTERN (OKLA.) STATE

Overall Series Record: 1-3
Record in Fayetteville, Ark.: 1-3

DATE	SITE	W/L	SCORE
4/6/72	Fayetteville, Ark.	L	6-2
4/8/75	Fayetteville, Ark.	L	8-7
4/8/75	Fayetteville, Ark.	L	7-4
3/1/77	Fayetteville, Ark.	W	2-0

STANFORD

Overall Series Record: 1-3
Record in Palo Alto, Calif.: 0-1
Record at Neutral Sites: 1-2

DATE	SITE	W/L	SCORE
6/6/85	Omaha, Neb.+	W	10-4

5/24/86	Stillwater, Okla.+	L	1-0
5/27/95	Wichita, Kan.+	L	10-3
5/31/08	Palo Alto, Calif.+	L	5-1

ST. CLOUD STATE

Overall Series Record: 2-0-1
Record in Fayetteville, Ark.: 2-0-1

DATE	SITE	W/L	SCORE
1971	Fayetteville, Ark.	W	8-7
3/20/72	Fayetteville, Ark.	W	9-6
3/19/73	Fayetteville, Ark.	T	17-17

ST. EDWARDS

Overall Series Record: 1-1
Record in Austin, Texas: 0-1
Record at Neutral Sites: 1-0

DATE	SITE	W/L	SCORE
3/31/67	San Antonio, Texas	W	8-6
1970	Austin, Texas	L	8-7

ST. JOHN'S

Overall Series Record: 4-0
Record in Fayetteville, Ark.: 3-0
Record at Neutral Sites: 1-0

DATE	SITE	W/L	SCORE
2/20/04	Fayetteville, Ark.	W	14-7
2/21/04	Fayetteville, Ark.	W	6-5
2/22/04	Fayetteville, Ark.	W	14-3
5/31/15	Stillwater, Okla.+	W	4-3

ST. MARY'S (TEXAS)

Overall Series Record: 2-2
Record in San Antonio, Texas: 2-2

DATE	SITE	W/L	SCORE
3/25/68	San Antonio, Texas	W	3-2
1970	San Antonio, Texas	W	8-1
3/26/70	San Antonio, Texas	L	1-0
3/29/71	San Antonio, Texas	L	4-2

ST. OLAF

Overall Series Record: 2-0
Record in Fayetteville, Texas: 2-0

DATE	SITE	W/L	SCORE
3/27/73	Fayetteville, Ark.	W	4-0
3/27/89	Fayetteville, Ark.	W	11-3

STEPHEN F. AUSTIN

Overall Series Record: 7-0
Record in Fayetteville, Ark.: 6-0
Record at Neutral Sites: 1-0

DATE	SITE	W/L	SCORE
3/13/89	Fayetteville, Ark.	W	9-1
2/18/06	Edinburg, Texas	W	15-7
4/17/12	Fayetteville, Ark.	W	8-3
4/17/12	Fayetteville, Ark.	W	4-3
4/15/14	Fayetteville, Ark.	W	7-2
4/14/15	Fayetteville, Ark.	W	8-2
4/15/15	Fayetteville, Ark.	W	15-3

STONY BROOK

Overall Series Record: 3-0
Record in Fayetteville, Ark.: 3-0

DATE	SITE	W/L	SCORE
3/1/19	Fayetteville, Ark.	W	3-1
3/1/19	Fayetteville, Ark.	W	4-3
3/2/19	Fayetteville, Ark.	W	15-7

TCU

Overall Series Record: 48-19
Record in Fayetteville, Ark.: 27-2
Record in Fort Worth, Texas: 19-17
Record at Neutral Sites: 2-0

DATE	SITE	W/L	SCORE
4/3/61	Fort Worth, Texas	W	7-4
3/22/66	Fort Worth, Texas	L	9-3
4/21/69	Fort Worth, Texas	L	14-13
4/12/74	Fort Worth, Texas	L	8-2
4/13/74	Fort Worth, Texas	L	6-5
4/13/74	Fort Worth, Texas	L	5-3
4/11/75	Fort Worth, Texas	L	9-8
4/12/75	Fort Worth, Texas	L	13-1
4/12/75	Fort Worth, Texas	L	4-2

4/2/76	Fayetteville, Ark.	W	7-5
4/3/76	Fayetteville, Ark.	L	6-5
4/3/76	Fayetteville, Ark.	W	7-6
4/1/77	Fort Worth, Texas	L	5-2
4/2/77	Fort Worth, Texas	W	3-0
4/2/77	Fort Worth, Texas	W	6-5
3/24/78	Fayetteville, Ark.	W	6-3
3/25/78	Fayetteville, Ark.	W	4-3
3/25/78	Fayetteville, Ark.	W	7-2
3/23/79	Fort Worth, Texas	W	7-1
3/24/79	Fort Worth, Texas	W	10-1
3/24/79	Fort Worth, Texas	W	9-4
4/25/80	Fayetteville, Ark.	W	5-1
4/26/80	Fayetteville, Ark.	W	3-2
4/26/80	Fayetteville, Ark.	W	18-17
3/13/81	Fort Worth, Texas	W	4-1
3/14/81	Fort Worth, Texas	L	6-5
3/14/81	Fort Worth, Texas	L	6-5
3/13/82	Fayetteville, Ark.	W	3-1
3/13/82	Fayetteville, Ark.	W	2-1
3/13/82	Fayetteville, Ark.	W	8-4
4/23/83	Fort Worth, Texas	W	4-3
4/23/83	Fort Worth, Texas	W	10-5
4/24/83	Fort Worth, Texas	W	9-3
4/28/84	Fayetteville, Ark.	W	6-5
4/28/84	Fayetteville, Ark.	W	8-5
4/29/84	Fayetteville, Ark.	W	6-5 (10)
4/19/85	Fort Worth, Texas	W	19-7
4/20/85	Fort Worth, Texas	L	4-3
4/20/85	Fort Worth, Texas	W	12-6
4/18/86	Fayetteville, Ark.	W	13-3
4/20/86	Fayetteville, Ark.	W	7-6
4/20/86	Fayetteville, Ark.	W	6-5 (10)
4/10/87	Fort Worth, Texas	W	9-7
4/11/87	Fort Worth, Texas	L	7-6
4/11/87	Fort Worth, Texas	W	13-7
4/15/88	Fayetteville, Ark.	W	3-2
4/16/88	Fayetteville, Ark.	L	3-1
4/16/88	Fayetteville, Ark.	W	3-2
4/7/89	Fort Worth, Texas	W	5-4
4/8/89	Fort Worth, Texas	W	8-6
4/8/89	Fort Worth, Texas	W	11-3
4/6/90	Fayetteville, Ark.	W	10-3
4/7/90	Fayetteville, Ark.	W	4-3
4/7/90	Fayetteville, Ark.	W	7-3
4/12/91	Fort Worth, Texas	L	4-1
4/13/91	Fort Worth, Texas	W	12-2
4/14/91	Fort Worth, Texas	W	12-6
2/11/94	Fort Worth, Texas	L	7-3
2/12/94	Fort Worth, Texas	L	21-4
2/13/94	Fort Worth, Texas	L	6-4 (13)
3/4/95	Fayetteville, Ark.	W	9-7
3/5/95	Fayetteville, Ark.	W	8-4
3/5/95	Fayetteville, Ark.	W	3-2
2/17/06	Edinburg, Texas	W	5-2
6/1/19	Fayetteville, Ark.+	W	3-1
6/2/19	Fayetteville, Ark.+	W	6-0
2/22/21	Arlington, Texas	W	4-1

TENNESSEE

Overall Series Record: 39-28
Record in Fayetteville, Ark.: 19-10
Record in Knoxville, Tenn.: 16-17
Record at Neutral Sites: 4-1

DATE	SITE	W/L	SCORE
3/14/92	Seattle, Wash.	W	1-0
3/25/94	Fayetteville, Ark.	L	8-4
3/26/94	Fayetteville, Ark.	L	12-11 (10)
3/27/94	Fayetteville, Ark.	W	17-11
3/24/95	Knoxville, Tenn.	L	7-0
3/25/95	Knoxville, Tenn.	L	5-4 (12)
3/26/95	Knoxville, Tenn.	L	5-4
3/9/96	Fayetteville, Ark.	L	9-3
3/9/96	Fayetteville, Ark.	L	4-3
3/10/96	Fayetteville, Ark.	W	15-3
3/7/97	Knoxville, Tenn.	L	5-3
3/8/97	Knoxville, Tenn.	L	13-10
3/9/97	Knoxville, Tenn.	L	13-12
4/17/98	Knoxville, Tenn.	W	11-8
3/26/99	Fayetteville, Ark.	W	10-6
3/27/99	Fayetteville, Ark.	W	7-3
3/28/99	Fayetteville, Ark.	W	13-12
3/10/00	Knoxville, Tenn.	W	10-5
3/11/00	Knoxville, Tenn.	W	14-5
3/12/00	Knoxville, Tenn.	L	14-0
4/20/01	Knoxville, Tenn.	L	8-7
4/21/01	Knoxville, Tenn.	L	6-3
4/22/01	Knoxville, Tenn.	W	14-1
4/19/02	Fayetteville, Ark.	L	14-9



4/20/02	Fayetteville, Ark.	W	7-6 (12)
4/21/02	Fayetteville, Ark.	W	9-2
5/9/03	Knoxville, Tenn.	L	1-0 (12)
5/10/03	Knoxville, Tenn.	L	8-1
5/11/03	Knoxville, Tenn.	L	4-3 (11)
4/30/04	Fayetteville, Ark.	L	9-3
5/1/04	Fayetteville, Ark.	W	4-1
5/2/04	Fayetteville, Ark.	W	5-3
5/26/04	Hoover, Ala.!	L	8-6
5/28/04	Hoover, Ala.!	W	4-1
4/15/05	Knoxville, Tenn.	W	4-1
4/16/05	Knoxville, Tenn.	L	8-2
4/17/05	Knoxville, Tenn.	L	4-3
3/31/06	Fayetteville, Ark.	W	6-1
4/1/06	Fayetteville, Ark.	L	11-6
4/2/06	Fayetteville, Ark.	W	13-11
3/30/07	Knoxville, Tenn.	W	6-2
3/31/07	Knoxville, Tenn.	W	4-3
4/1/07	Knoxville, Tenn.	W	11-7
4/18/08	Fayetteville, Ark.	W	5-4
4/19/08	Fayetteville, Ark.	W	5-4 (10)
4/20/08	Fayetteville, Ark.	L	7-6 (10)
4/24/09	Knoxville, Tenn.	W	9-3
4/25/09	Knoxville, Tenn.	L	5-4
4/26/09	Knoxville, Tenn.	W	15-8
5/17/12	Knoxville, Tenn.	W	8-0
5/18/12	Knoxville, Tenn.	W	10-3
5/19/12	Knoxville, Tenn.	W	8-2
5/10/13	Fayetteville, Ark.	L	8-3
5/11/13	Fayetteville, Ark.	W	11-1
5/12/13	Fayetteville, Ark.	W	10-2
5/8/15	Fayetteville, Ark.	L	5-4
5/10/15	Fayetteville, Ark.	W	5-2
5/19/15	Hoover, Ala.!	W	2-1
5/4/17	Knoxville, Tenn.	L	5-4
5/6/17	Knoxville, Tenn.	W	2-0
4/26/19	Fayetteville, Ark.	W	11-9
4/27/19	Fayetteville, Ark.	W	15-3
4/28/19	Fayetteville, Ark.	W	4-3 (10)
5/14/21	Knoxville, Tenn.	W	6-5
5/15/21	Knoxville, Tenn.	L	8-7
5/16/21	Knoxville, Tenn.	W	3-2
5/30/21	Hoover, Ala.!	W	7-2

TEXAS

Overall Series Record: 33-56
Record in Fayetteville, Ark.: 14-15
Record in Austin, Texas: 14-29
Record at Neutral Sites: 4-12

DATE	SITE	W/L	SCORE
3/29/74	Fayetteville, Ark.	L	19-4
3/30/74	Fayetteville, Ark.	L	3-2
3/30/74	Fayetteville, Ark.	W	8-5
3/29/75	Austin, Texas	L	6-1
3/29/75	Austin, Texas	L	5-1
3/29/75	Austin, Texas	L	3-2
4/23/76	Austin, Texas	L	10-1
4/24/76	Austin, Texas	L	6-3
4/24/76	Austin, Texas	W	5-2
4/22/77	Fayetteville, Ark.	L	5-1
4/23/77	Fayetteville, Ark.	L	7-1
4/23/77	Fayetteville, Ark.	W	1-0
5/14/77	Austin, Texas!	L	8-1
3/3/78	Austin, Texas	W	5-4
3/4/78	Austin, Texas	W	2-1
3/4/78	Austin, Texas	L	8-3
3/2/79	Fayetteville, Ark.	W	2-0
3/3/79	Fayetteville, Ark.	L	3-2
3/3/79	Fayetteville, Ark.	L	1-0
5/13/79	Austin, Texas!	L	6-2
5/14/79	Austin, Texas!	L	12-6
6/5/79	Omaha, Neb.+	W	9-4
4/4/80	Austin, Texas	W	2-1
4/5/80	Austin, Texas	L	15-3
4/5/80	Austin, Texas	W	8-6
5/8/80	College Station, Texas!	L	6-4
5/9/80	College Station, Texas!	W	8-7
5/10/80	College Station, Texas!	L	9-4
4/3/81	Fayetteville, Ark.	W	7-0
4/4/81	Fayetteville, Ark.	L	5-4
4/4/81	Fayetteville, Ark.	L	8-6
5/18/81	Austin, Texas!	L	11-1
4/2/82	Austin, Texas	W	8-1
4/3/82	Austin, Texas	L	11-5
4/3/82	Austin, Texas	L	5-2
5/15/82	College Station, Texas!	L	8-0
3/27/83	Little Rock, Ark.	L	9-4
3/27/83	Little Rock, Ark.	L	6-1
3/27/83	Little Rock, Ark.	L	11-9

5/14/83	Austin, Texas!	L	9-2
5/15/83	Austin, Texas!	W	5-4
5/16/83	Austin, Texas!	L	14-0
3/30/84	Austin, Texas	L	5-2
3/31/84	Austin, Texas	L	7-5
3/31/84	Austin, Texas	W	13-4
5/11/84	Austin, Texas!	L	8-1
3/22/85	Fayetteville, Ark.	W	5-4
3/23/85	Fayetteville, Ark.	W	2-1
3/23/85	Fayetteville, Ark.	L	13-3
5/18/85	Fayetteville, Ark.!	W	9-5
5/19/85	Fayetteville, Ark.!	W	10-6
6/8/85	Omaha, Neb.+	L	8-7
3/21/86	Austin, Texas	L	8-0
3/22/86	Austin, Texas	W	3-0
3/22/86	Austin, Texas	L	12-3
5/1/87	Fayetteville, Ark.	L	9-5
5/2/87	Fayetteville, Ark.	W	9-3
5/2/87	Fayetteville, Ark.	L	4-1
5/17/87	Austin, Texas!	L	10-3
5/18/87	Austin, Texas!	L	3-2
5/30/87	Omaha, Neb.+	L	13-6
5/7/88	Austin, Texas	W	5-0
5/8/88	Austin, Texas	L	8-1
5/8/88	Austin, Texas	L	15-2
5/20/88	Fayetteville, Ark.!	L	7-1
4/28/89	Fayetteville, Ark.	L	5-4
4/29/89	Fayetteville, Ark.	W	8-4
4/29/89	Fayetteville, Ark.	W	14-7
5/18/89	College Station, Texas!	L	8-3
5/20/89	College Station, Texas!	L	9-1
4/27/90	Austin, Texas	W	13-11
4/28/90	Austin, Texas	L	4-3
4/28/90	Austin, Texas	W	6-5
5/18/90	Austin, Texas!	L	11-4
5/3/91	Fayetteville, Ark.	L	4-2
5/4/91	Fayetteville, Ark.	L	3-2
5/4/91	Fayetteville, Ark.	W	4-2
6/18/04	Omaha, Neb.+	L	13-2
6/4/05	Austin, Texas+	W	9-2
6/5/05	Austin, Texas+	L	19-8
6/6/05	Austin, Texas+	L	5-2
3/4/12	Houston, Texas	W	7-3
3/13/18	Fayetteville, Ark.	W	13-4
3/14/18	Fayetteville, Ark.	W	7-5
6/17/18	Omaha, Neb.+	W	11-5
3/19/19	Austin, Texas	W	11-4
3/20/19	Austin, Texas	L	7-6
2/29/20	Houston, Texas	L	8-7
4/21/21	Arlington, Texas	W	4-0

TEXAS A&M

Overall Series Record: 45-44
Record in Fayetteville, Ark.: 21-21
Record in College Station, Texas: 21-21
Record at Neutral Sites: 3-2

DATE	SITE	W/L	SCORE
3/22/74	College Station, Texas	L	5-2
3/23/74	College Station, Texas	L	15-1
3/23/74	College Station, Texas	L	15-0
3/21/75	Fayetteville, Ark.	W	4-1
3/22/75	Fayetteville, Ark.	L	3-2
3/22/75	Fayetteville, Ark.	L	5-0
4/30/76	Fayetteville, Ark.	L	7-6
5/1/76	Fayetteville, Ark.	L	3-1
5/1/76	Fayetteville, Ark.	L	7-5
2/25/77	College Station, Texas	L	6-0
2/26/77	College Station, Texas	L	4-3
2/26/77	College Station, Texas	L	4-0
5/13/77	Austin, Texas!	L	5-2
4/28/78	Fayetteville, Ark.	L	6-1
4/29/78	Fayetteville, Ark.	L	5-0
4/29/78	Fayetteville, Ark.	W	6-5
5/13/78	Austin, Texas!	L	5-0
4/27/79	College Station, Texas	L	6-0
4/28/79	College Station, Texas	W	2-0 (11)
4/28/79	College Station, Texas	W	9-1
5/14/79	Austin, Texas!	W	6-2
3/28/80	Fayetteville, Ark.	W	4-2
3/28/80	Fayetteville, Ark.	L	8-5
5/7/80	College Station, Texas!	W	19-10
4/10/81	College Station, Texas	W	4-0
4/11/81	College Station, Texas	L	9-2
4/11/81	College Station, Texas	W	19-6
4/9/82	Fayetteville, Ark.	W	6-5
4/10/82	Fayetteville, Ark.	L	5-2
4/10/82	Fayetteville, Ark.	W	16-9
4/1/83	College Station, Texas	W	10-8
4/2/83	College Station, Texas	W	3-0

4/2/83	College Station, Texas	W	10-9
4/6/84	Fayetteville, Ark.	L	10-8
4/7/84	Fayetteville, Ark.	W	1-0
4/7/84	Fayetteville, Ark.	W	4-0
3/29/85	College Station, Texas	L	6-2
3/31/85	College Station, Texas	W	6-4
3/31/85	College Station, Texas	W	15-4
3/28/86	Fayetteville, Ark.	L	6-0
3/29/86	Fayetteville, Ark.	W	10-0
3/29/86	Fayetteville, Ark.	L	5-2
5/16/86	College Station, Texas!	L	4-0
3/20/87	College Station, Texas	W	17-10
3/21/87	College Station, Texas	W	8-2
3/21/87	College Station, Texas	W	7-3
5/15/87	Austin, Texas!	W	4-3
3/25/88	Fayetteville, Ark.	W	5-0
3/26/88	Fayetteville, Ark.	L	6-1
3/26/88	Fayetteville, Ark.	L	8-6
5/19/88	Fayetteville, Ark.!	L	4-3
5/5/89	College Station, Texas	W	11-9 (16)
5/6/89	College Station, Texas	L	3-2
5/7/89	College Station, Texas	L	9-0
5/5/90	Fayetteville, Ark.	L	4-3
5/5/90	Fayetteville, Ark.	W	6-2
5/6/90	Fayetteville, Ark.	W	13-4
3/22/91	College Station, Texas	L	9-3
3/23/91	College Station, Texas	L	2-0
3/23/91	College Station, Texas	W	7-4
2/27/04	College Station, Texas	L	7-5
2/28/04	College Station, Texas	W	6-4
2/29/04	College Station, Texas	L	9-7
3/1/08	College Station, Texas	L	15-7
4/19/13	Fayetteville, Ark.	L	5-3
4/20/13	Fayetteville, Ark.	W	12-2
4/21/13	Fayetteville, Ark.	W	2-1
5/9/14	Fayetteville, Ark.	W	3-2
5/10/14	Fayetteville, Ark.	W	7-3
5/11/14	Fayetteville, Ark.	L	6-5 (10)
5/20/14	Hoover, Ala.!	W	4-0
4/18/15	College Station, Texas	L	13-6
4/18/15	College Station, Texas	W	9-8
4/19/15	College Station, Texas	W	8-2
4/30/16	Fayetteville, Ark.	W	9-5
4/30/16	Fayetteville, Ark.	L	11-8
5/1/16	Fayetteville, Ark.	L	6-2
5/18/17	College Station, Texas	W	6-4 (10)
5/19/17	College Station, Texas	L	5-2
5/20/17	College Station, Texas	W	8-0
5/11/18	Fayetteville, Ark.	W	9-3
5/12/18	Fayetteville, Ark.	W	3-1
5/13/18	Fayetteville, Ark.	W	6-3
5/16/19	College Station, Texas	W	7-3
5/17/19	College Station, Texas	L	6-2
5/18/19	College Station, Texas	L	6-1
4/17/21	Fayetteville, Ark.	W	13-0
4/17/21	Fayetteville, Ark.	W	2-1 (10)
4/18/21	Fayetteville, Ark.	L	11-10

TEXAS-ARLINGTON

Overall Series Record: 7-1
Record in Arlington, Texas: 4-1
Record at Neutral Sites: 3-0

DATE	SITE	W/L	SCORE
2/16/97	Arlington, Texas	W	11-1
2/19/00	Arlington, Texas	L	8-5
2/17/02	Arlington, Texas	W	7-1
2/13/05	Arlington, Texas	W	2-1
2/13/05	Arlington, Texas	W	4-1 (12)
3/1/06	Honolulu, Hawaii	W	12-4
3/3/06	Honolulu, Hawaii	W	5-3
3/4/06	Honolulu, Hawaii	W	7-1

TEXAS LUTHERAN

Overall Series Record: 1-2
Record in Seguin, Texas: 1-1
Record at Neutral Sites: 0-1

DATE	SITE	W/L	SCORE
3/27/67	San Antonio, Texas	L	2-1
3/25/70	Seguin, Texas	L	11-5
3/31/71	Seguin, Texas	W	6-1

A || SERIES HISTORY

TEXAS-PAN AMERICAN

Overall Series Record: 5-15
Record in Fayetteville, Ark.: 1-0
Record in Edinburg, Texas: 4-11
Record at Neutral Sites: 0-4

DATE	SITE	W/L	SCORE
3/28/67	San Antonio, Texas	L	4-0
3/29/67	San Antonio, Texas	L	10-4
3/29/67	San Antonio, Texas	L	2-1
3/28/68	Edinburg, Texas	L	7-2
3/29/68	Edinburg, Texas	L	10-5
3/23/70	Edinburg, Texas	L	8-6
3/28/70	Edinburg, Texas	W	4-3
4/1/71	Edinburg, Texas	L	10-0
4/1/71	Edinburg, Texas	L	5-0
5/28/73	Arlington, Texas+	L	4-2
2/15/80	Edinburg, Texas	W	9-3
2/15/80	Edinburg, Texas	L	2-0
2/16/80	Edinburg, Texas	L	3-1
2/16/80	Edinburg, Texas	L	5-0
2/17/80	Edinburg, Texas	W	4-2
2/17/80	Edinburg, Texas	L	3-2
3/6/04	Edinburg, Texas	L	4-1
3/7/04	Edinburg, Texas	L	11-4
5/11/04	Fayetteville, Ark.	W	13-2
2/19/06	Edinburg, Texas	W	13-2

TEXAS-SAN ANTONIO

Overall Series Record: 10-3
Record in Fayetteville, Ark.: 4-1
Record in San Antonio, Texas: 6-2

DATE	SITE	W/L	SCORE
2/10/96	San Antonio, Texas	W	9-6
2/10/96	San Antonio, Texas	W	10-7
2/11/96	San Antonio, Texas	W	18-1
2/22/97	Fayetteville, Ark.	W	8-4
2/22/97	Fayetteville, Ark.	W	13-5
2/23/97	Fayetteville, Ark.	L	7-2
2/14/98	San Antonio, Texas	W	4-1
2/15/98	San Antonio, Texas	W	10-5
2/19/99	Fayetteville, Ark.	W	12-2
2/21/99	Fayetteville, Ark.	W	5-3
2/9/01	San Antonio, Texas	L	7-6
2/10/01	San Antonio, Texas	L	4-2
2/11/01	San Antonio, Texas	W	4-1

TEXAS STATE

Overall Series Record: 1-0
Record in Fayetteville, Ark.: 1-0

DATE	SITE	W/L	SCORE
4/6/11	Fayetteville, Ark.	W	6-5

TEXAS TECH

Overall Series Record: 47-15
Record in Fayetteville, Ark.: 22-6
Record in Lubbock, Texas: 20-7
Record at Neutral Sites: 5-2

DATE	SITE	W/L	SCORE
4/19/74	Fayetteville, Ark.	W	9-3
4/20/74	Fayetteville, Ark.	W	15-6
4/20/74	Fayetteville, Ark.	W	7-6
4/18/75	Lubbock, Texas	W	6-4
4/19/75	Lubbock, Texas	L	14-5
4/19/75	Lubbock, Texas	L	13-11
3/19/76	Fayetteville, Ark.	W	5-4
3/20/76	Fayetteville, Ark.	W	4-3
3/20/76	Fayetteville, Ark.	W	10-2
3/18/77	Lubbock, Texas	W	13-10
3/19/77	Lubbock, Texas	L	7-4
3/19/77	Lubbock, Texas	W	14-7
4/7/78	Fayetteville, Ark.	W	6-1
4/8/78	Fayetteville, Ark.	W	13-2
4/8/78	Fayetteville, Ark.	W	2-1
4/6/79	Lubbock, Texas	L	9-8
4/7/79	Lubbock, Texas	W	6-2
4/7/79	Lubbock, Texas	W	12-9
3/7/80	Fayetteville, Ark.	W	2-1
3/8/80	Fayetteville, Ark.	L	5-3
3/8/80	Fayetteville, Ark.	W	9-2
5/9/80	College Station, Texas!	W	6-5
4/24/81	Lubbock, Texas	W	13-4
4/25/81	Lubbock, Texas	W	8-5
4/25/81	Lubbock, Texas	L	7-5
4/23/82	Fayetteville, Ark.	W	7-6
4/24/82	Fayetteville, Ark.	L	4-3
4/24/82	Fayetteville, Ark.	L	11-8

4/16/83	Lubbock, Texas	W	7-1
4/16/83	Lubbock, Texas	W	8-7
4/17/83	Lubbock, Texas	L	9-10
4/20/84	Fayetteville, Ark.	L	8-6
4/21/84	Fayetteville, Ark.	L	9-8
4/21/84	Fayetteville, Ark.	W	9-7
4/12/85	Lubbock, Texas	W	14-4
4/13/85	Lubbock, Texas	W	14-11
4/13/85	Lubbock, Texas	W	22-5
4/11/86	Fayetteville, Ark.	W	20-3
4/12/86	Fayetteville, Ark.	W	9-4
4/12/86	Fayetteville, Ark.	W	8-3
4/3/87	Lubbock, Texas	W	2-0
4/4/87	Lubbock, Texas	W	8-6
4/4/87	Lubbock, Texas	W	9-0
4/8/88	Fayetteville, Ark.	W	7-6 (10)
4/9/88	Fayetteville, Ark.	L	11-8
4/9/88	Fayetteville, Ark.	W	5-4
3/31/89	Lubbock, Texas	W	12-0
4/1/89	Lubbock, Texas	W	3-2
4/1/89	Lubbock, Texas	W	6-5
3/30/90	Fayetteville, Ark.	W	6-5
3/31/90	Fayetteville, Ark.	W	7-6
3/31/90	Fayetteville, Ark.	W	12-4
4/5/91	Lubbock, Texas	L	4-1
4/6/91	Lubbock, Texas	W	18-10
4/6/91	Lubbock, Texas	W	6-2
5/28/95	Wichita, Kan.+	L	14-10
3/2/12	Houston, Texas	W	3-1
2/28/16	Houston, Texas	W	10-6
4/24/18	Fayetteville, Ark.	W	5-1
6/20/18	Omaha, Neb.+	W	7-4
6/17/19	Omaha, Neb.+	L	5-4
2/20/21	Arlington, Texas	W	13-9

TEXAS WESLEYAN

Overall Series Record: 6-1
Record in Fayetteville, Ark.: 6-1

DATE	SITE	W/L	SCORE
2/18/83	Fayetteville, Ark.	W	8-7
2/19/83	Fayetteville, Ark.	L	2-0
2/19/83	Fayetteville, Ark.	W	11-5
2/17/84	Fayetteville, Ark.	W	6-2
2/18/84	Fayetteville, Ark.	W	9-8
2/18/84	Fayetteville, Ark.	W	13-5
3/23/88	Fayetteville, Ark.	W	13-5

TRINITY

Overall Series Record: 2-2
Record in San Antonio, Texas: 2-1
Record at Neutral Sites: 0-1

DATE	SITE	W/L	SCORE
4/1/67	San Antonio, Texas	W	11-9
3/30/68	San Antonio, Texas	L	19-7
3/29/71	San Antonio, Texas	W	3-2
5/27/73	Arlington, Texas+	L	6-0

TROY

Overall Series Record: 5-1
Record in Fayetteville, Ark.: 3-0
Record in Troy, Ala.: 2-1

DATE	SITE	W/L	SCORE
2/9/07	Troy, Ala.	W	13-1
2/10/07	Troy, Ala.	L	13-8
2/11/07	Troy, Ala.	W	16-2
2/26/10	Fayetteville, Ark.	W	10-1
2/27/10	Fayetteville, Ark.	W	10-8
2/28/10	Fayetteville, Ark.	W	7-6

TRUMAN STATE

Overall Series Record: 2-0
Record in Fayetteville, Ark.: 1-0
Record at Neutral Sites: 1-0

DATE	SITE	W/L	SCORE
1970	San Antonio, Texas	W	10-5
3/4/85	Fayetteville, Ark.	W	18-8

TULANE

Overall Series Record: 2-1
Record in New Orleans, La.: 1-1
Record at Neutral Sites: 1-0

DATE	SITE	W/L	SCORE
2/24/86	New Orleans, La.	L	3-0
2/27/98	New Orleans, La.	W	9-0
3/8/14	Berkeley, Calif.	W	4-0

TULSA

Overall Series Record: 20-21
Record in Fayetteville, Ark.: 13-7
Record in Tulsa, Okla.: 7-14

DATE	SITE	W/L	SCORE
3/28/61	Tulsa, Okla.	W	9-6
3/28/61	Tulsa, Okla.	L	8-2
4/25/61	Fayetteville, Ark.	W	12-2
4/25/61	Fayetteville, Ark.	W	12-3
4/23/63	Fayetteville, Ark.	W	3-1
4/23/63	Fayetteville, Ark.	W	9-4
4/10/64	Fayetteville, Ark.	W	9-4
4/10/64	Fayetteville, Ark.	L	6-4
4/24/64	Tulsa, Okla.	W	18-9
4/24/64	Tulsa, Okla.	W	16-5
4/27/65	Tulsa, Okla.	L	5-4
4/27/65	Tulsa, Okla.	W	7-1
4/19/66	Tulsa, Okla.	L	12-6
4/19/66	Tulsa, Okla.	L	14-4
4/11/70	Tulsa, Okla.	L	8-7
3/3/71	Tulsa, Okla.	L	4-3
3/3/71	Tulsa, Okla.	L	18-2
1972	Fayetteville, Ark.	L	15-3
1972	Fayetteville, Ark.	L	4-3
3/30/72	Tulsa, Okla.	L	3-2
4/1/72	Tulsa, Okla.	L	3-0
4/2/72	Tulsa, Okla.	L	5-3
3/18/73	Tulsa, Okla.	L	10-0
4/24/73	Fayetteville, Ark.	W	2-0
4/24/73	Fayetteville, Ark.	L	7-2
3/15/76	Fayetteville, Ark.	W	1-0
3/15/76	Fayetteville, Ark.	W	1-0
3/15/77	Tulsa, Okla.	L	2-1
3/15/77	Tulsa, Okla.	L	6-4
4/19/77	Fayetteville, Ark.	L	6-3
4/19/77	Fayetteville, Ark.	L	6-1
2/25/78	Fayetteville, Ark.	W	9-4
2/25/78	Fayetteville, Ark.	L	10-0
4/25/78	Tulsa, Okla.	W	8-6
5/3/78	Tulsa, Okla.	L	3-2
3/6/79	Fayetteville, Ark.	W	4-1
3/6/79	Fayetteville, Ark.	W	8-1
2/23/80	Fayetteville, Ark.	W	10-0
2/23/80	Fayetteville, Ark.	W	12-0
4/15/80	Tulsa, Okla.	W	8-3
4/15/80	Tulsa, Okla.	W	17-6

UCA

Overall Series Record: 1-0
Record in Fayetteville, Ark.: 1-0

DATE	SITE	W/L	SCORE
3/30/21	Fayetteville, Ark.	W	21-8

UCF

Overall Series Record: 0-1
Record at Neutral Sites.: 0-1

DATE	SITE	W/L	SCORE
2/20/15	Mobile, Ala.	L	9-5

UCLA

Overall Series Record: 0-2
Record in Fayetteville, Ark.: 0-2

DATE	SITE	W/L	SCORE
4/6/99	Fayetteville, Ark.	L	6-3
4/7/99	Fayetteville, Ark.	L	5-4

UIC

Overall Series Record: 7-1
Record in Fayetteville, Ark.: 7-1

DATE	SITE	W/L	SCORE
3/1/03	Fayetteville, Ark.	W	8-7 (11)
3/1/03	Fayetteville, Ark.	W	6-4
3/2/03	Fayetteville, Ark.	W	13-2
3/12/04	Fayetteville, Ark.	W	4-3
3/14/04	Fayetteville, Ark.	L	9-1
3/3/05	Fayetteville, Ark.	W	7-4
3/5/05	Fayetteville, Ark.	W	15-4
3/6/05	Fayetteville, Ark.	W	9-2



ULM
 Overall Series Record: 12-7
 Record in Fayetteville, Ark.: 6-1
 Record in Monroe, La.: 5-5
 Record in North Little Rock, Ark.: 1-0
 Record at Neutral Sites: 0-1

DATE	SITE	W/L	SCORE
1960	Monroe, La.	W	11-8
4/20/62	Monroe, La.	L	3-2
4/21/62	Monroe, La.	W	5-4
4/23/62	Monroe, La.	W	10-7
4/23/62	Monroe, La.	W	6-1
4/1/64	Monroe, La.	L	1-0
4/2/64	Monroe, La.	L	7-5
4/20/65	Monroe, La.	L	11-10
4/20/65	Monroe, La.	L	2-1
2/9/97	Fayetteville, Ark.	W	10-6
2/13/99	Lafayette, La.	L	8-6
3/17/99	Monroe, La.	W	10-8
4/14/09	Fayetteville, Ark.	L	3-2
4/15/09	Fayetteville, Ark.	W	10-9 (10)
4/12/16	North Little Rock, Ark.	W	3-1
3/7/17	Fayetteville, Ark.	W	12-3
3/8/17	Fayetteville, Ark.	W	11-2
4/3/18	Fayetteville, Ark.	W	10-9 (10)
4/4/18	Fayetteville, Ark.	W	4-0

UNION
 Overall Series Record: 1-3
 Record in Fayetteville, Ark.: 1-1
 Record in Jackson, Tenn.: 0-2

DATE	SITE	W/L	SCORE
5/15/71	Fayetteville, Ark.	W	5-2
5/15/71	Fayetteville, Ark.	L	6-2
4/22/72	Jackson, Tenn.	L	4-2
4/22/72	Jackson, Tenn.	L	6-2

UNLV
 Overall Series Record: 1-4
 Record in Fayetteville, Ark.: 1-1
 Record in Las Vegas, Nev.: 0-3

DATE	SITE	W/L	SCORE
3/19/94	Las Vegas, Nev.	L	9-3
3/20/94	Las Vegas, Nev.	L	7-4 (11)
3/21/94	Las Vegas, Nev.	L	8-7
4/8/14	Fayetteville, Ark.	L	10-7
4/9/14	Fayetteville, Ark.	W	9-2

UPPER IOWA
 Overall Series Record: 2-1
 Record in Fayetteville, Ark.: 2-1

DATE	SITE	W/L	SCORE
4/5/69	Fayetteville, Ark.	L	12-5
4/5/69	Fayetteville, Ark.	W	7-4
4/5/69	Fayetteville, Ark.	W	4-1

UTAH
 Overall Series Record: 3-0
 Record in Fayetteville, Ark.: 3-0

DATE	SITE	W/L	SCORE
2/25/11	Fayetteville, Ark.	W	3-2
2/26/11	Fayetteville, Ark.	W	5-4
2/27/11	Fayetteville, Ark.	W	10-1

UT MARTIN
 Overall Series Record: 1-0
 Record in Fayetteville, Ark.: 1-0

DATE	SITE	W/L	SCORE
5/17/11	Fayetteville, Ark.	W	6-2

VALPARAISO
 Overall Series Record: 3-1
 Record in Fayetteville, Ark.: 3-1

DATE	SITE	W/L	SCORE
3/3/09	Fayetteville, Ark.	W	7-3
2/24/12	Fayetteville, Ark.	W	7-3
2/25/12	Fayetteville, Ark.	W	4-3
2/26/12	Fayetteville, Ark.	L	9-10 (10)

VANDERBILT
 Overall Series Record: 33-29
 Record in Fayetteville, Ark.: 18-11
 Record in Nashville, Tenn.: 14-13
 Record at Neutral Sites: 1-5

DATE	SITE	W/L	SCORE
5/8/70	Covington, Tenn.	L	9-6
4/1/94	Nashville, Tenn.	W	6-0
4/2/94	Nashville, Tenn.	W	12-7
4/3/94	Nashville, Tenn.	W	7-5
3/31/95	Fayetteville, Ark.	W	10-7
4/1/95	Fayetteville, Ark.	W	15-5
4/2/95	Fayetteville, Ark.	L	7-6 (10)
3/15/96	Fayetteville, Ark.	L	5-2
3/16/96	Fayetteville, Ark.	W	6-3
3/17/96	Fayetteville, Ark.	W	16-11
3/14/97	Nashville, Tenn.	W	13-4
3/15/97	Nashville, Tenn.	L	13-10 (12)
3/16/97	Nashville, Tenn.	W	18-5
3/13/98	Fayetteville, Ark.	W	5-3
3/14/98	Fayetteville, Ark.	W	10-4
3/15/98	Fayetteville, Ark.	L	9-4
4/16/99	Nashville, Tenn.	L	6-5
4/17/99	Nashville, Tenn.	W	5-2
4/18/99	Nashville, Tenn.	W	10-7
3/30/02	Nashville, Tenn.	L	4-3
4/11/03	Fayetteville, Ark.	L	6-4
4/12/03	Fayetteville, Ark.	W	17-7
4/13/03	Fayetteville, Ark.	W	8-5
4/16/04	Nashville, Tenn.	W	6-3
4/17/04	Nashville, Tenn.	W	9-4
4/18/04	Nashville, Tenn.	L	14-8
4/8/05	Fayetteville, Ark.	W	6-5
4/9/05	Fayetteville, Ark.	W	5-4 (10)
4/10/05	Fayetteville, Ark.	W	3-0
4/7/06	Nashville, Tenn.	L	7-1
4/8/06	Nashville, Tenn.	W	5-3
4/9/06	Nashville, Tenn.	W	4-3
3/23/07	Fayetteville, Ark.	W	8-7 (10)
3/24/07	Fayetteville, Ark.	L	6-3
3/25/07	Fayetteville, Ark.	W	8-3
5/27/07	Hoover, Ala.!	L	7-4
3/29/08	Nashville, Tenn.	L	6-5 (12)
3/30/08	Nashville, Tenn.	L	6-2
4/10/09	Fayetteville, Ark.	L	9-0
4/11/09	Fayetteville, Ark.	L	13-6
5/23/09	Hoover, Ala.!	L	11-1 (7)
5/20/10	Nashville, Tenn.	L	4-3
5/21/10	Nashville, Tenn.	W	4-3
5/22/10	Nashville, Tenn.	W	7-5
5/26/10	Hoover, Ala.!	L	2-0
3/25/11	Fayetteville, Ark.	W	2-1
3/26/11	Fayetteville, Ark.	L	4-1
3/27/11	Fayetteville, Ark.	L	2-1
5/28/11	Hoover, Ala.!	L	3-2
4/18/14	Fayetteville, Ark.	W	6-2
4/19/14	Fayetteville, Ark.	L	2-1
4/20/14	Fayetteville, Ark.	W	3-1
3/14/15	Nashville, Tenn.	L	8-7 (12)
3/14/15	Nashville, Tenn.	L	9-1
3/15/15	Nashville, Tenn.	L	1-0
5/12/17	Fayetteville, Ark.	W	4-3
5/13/17	Fayetteville, Ark.	L	6-2
5/14/17	Fayetteville, Ark.	W	7-1
4/12/19	Nashville, Tenn.	L	3-2
4/13/19	Nashville, Tenn.	L	12-2
4/14/19	Nashville, Tenn.	W	14-12
5/27/21	Hoover, Ala.!	W	6-4

VILLANOVA
 Overall Series Record: 3-0
 Record in Fayetteville, Ark.: 3-0

DATE	SITE	W/L	SCORE
2/17/12	Fayetteville, Ark.	W	11-5
2/18/12	Fayetteville, Ark.	W	13-1
2/19/12	Fayetteville, Ark.	W	17-1

VIRGINIA
 Overall Series Record: 1-3
 Record in Charlottesville, Va.: 0-2
 Record at Neutral Sites: 1-1

DATE	SITE	W/L	SCORE
6/17/09	Omaha, Neb.+	W	4-3 (12)
5/31/14	Charlottesville, Va.+	L	3-0
6/1/14	Charlottesville, Va.+	L	9-2
6/13/15	Omaha, Neb.+	L	5-3

WASHINGTON
 Overall Series Record: 0-1
 Record at Neutral Sites: 0-1

DATE	SITE	W/L	SCORE
2/28/06	Honolulu, Hawaii	L	5-2

WASHINGTON STATE
 Overall Series Record: 7-3
 Record in Fayetteville, Ark.: 5-2
 Record at Neutral Sites: 2-1

DATE	SITE	W/L	SCORE
3/15/87	Fayetteville, Ark.	L	11-5
3/13/92	Seattle, Wash.	L	8-4
2/18/00	Arlington, Texas	W	1-0
2/20/09	Fayetteville, Ark.	W	4-2
2/20/09	Fayetteville, Ark.	W	7-5 (10)
2/22/09	Fayetteville, Ark.	W	4-3
5/29/09	Norman, Okla.+	W	10-3
6/5/10	Fayetteville, Ark.+	W	6-4
6/6/10	Fayetteville, Ark.+	L	10-7
6/7/10	Fayetteville, Ark.+	W	7-2

WESTERN ILLINOIS
 Overall Series Record: 11-1
 Record in Fayetteville, Ark.: 11-1

DATE	SITE	W/L	SCORE
3/17/86	Fayetteville, Ark.	W	12-5
3/18/86	Fayetteville, Ark.	W	7-2
5/19/08	Fayetteville, Ark.	W	12-6
2/27/09	Fayetteville, Ark.	W	8-7 (10)
2/15/13	Fayetteville, Ark.	W	9-1
2/16/13	Fayetteville, Ark.	W	7-2
2/17/13	Fayetteville, Ark.	L	7-5
3/11/16	Fayetteville, Ark.	W	3-2
3/12/16	Fayetteville, Ark.	W	9-3
3/13/16	Fayetteville, Ark.	W	3-0
3/12/19	Fayetteville, Ark.	W	8-0
3/13/19	Fayetteville, Ark.	W	11-1 (8)

WESTERN KENTUCKY
 Overall Series Record: 2-0
 Record in Fayetteville, Ark.: 2-0

DATE	SITE	W/L	SCORE
3/14/87	Fayetteville, Ark.	W	8-3
3/15/87	Fayetteville, Ark.	W	5-2

WESTERN MICHIGAN
 Overall Series Record: 7-2
 Record in Fayetteville, Ark.: 2-0
 Record at Neutral Sites: 5-2

DATE	SITE	W/L	SCORE
2/28/81	Lakeland, Fla.	W	25-5
3/7/81	Lakeland, Fla.	W	15-11
2/26/84	Lakeland, Fla.	L	15-10
3/1/84	Lakeland, Fla.	W	13-8
3/2/84	Lakeland, Fla.	W	9-4
3/2/89	Lakeland, Fla.	L	6-2
3/4/89	Lakeland, Fla.	W	15-0
3/4/03	Fayetteville, Ark.	W	6-2
3/5/03	Fayetteville, Ark.	W	4-3

WEST TEXAS STATE
 Overall Series Record: 0-2
 Record at Neutral Sites: 0-2

DATE	SITE	W/L	SCORE
3/28/72	Tulsa, Okla.	L	5-4
4/1/72	Tulsa, Okla.	L	4-3

WEST VIRGINIA
 Overall Series Record: 1-0
 Record at Neutral Sites: 1-0

DATE	SITE	W/L	SCORE
5/22/87	Huntsville, Ala.+	W	7-2

WICHITA STATE
 Overall Series Record: 21-22
 Record in Fayetteville, Ark.: 13-2
 Record in Wichita, Kan.: 7-17
 Record at Neutral Sites: 1-3

DATE	SITE	W/L	SCORE
1960	Fayetteville, Ark.	W	7-6
1960	Fayetteville, Ark.	W	9-5



II SERIES HISTORY

4/17/61	Wichita, Kan.	L	7-2
4/18/61	Wichita, Kan.	L	5-4
4/7/65	Wichita, Kan.	W	3-0
4/7/65	Wichita, Kan.	L	2-0
5/9/67	Wichita, Kan.	L	6-3
1979	Wichita, Kan.	L	7-6
1979	Wichita, Kan.	L	5-4
5/4/80	Wichita, Kan.	L	6-2
5/4/80	Wichita, Kan.	L	14-0
5/27/83	Stillwater, Okla.+	L	6-3
3/8/86	Fayetteville, Ark.	W	6-5 (10)
5/11/86	Wichita, Kan.	W	12-3
2/19/89	Fayetteville, Ark.	W	5-1
6/2/89	Omaha, Neb.+	L	3-1
6/6/89	Omaha, Neb.+	L	8-4
5/12/90	Wichita, Kan.	W	6-4
5/13/90	Wichita, Kan.	L	3-0
5/26/90	Wichita, Kan.+	L	7-6
5/11/91	Fayetteville, Ark.	W	10-1
5/12/91	Fayetteville, Ark.	W	6-5
4/7/92	Wichita, Kan.	W	5-4
4/8/92	Wichita, Kan.	L	22-4
3/30/93	Fayetteville, Ark.	W	4-3
4/5/93	Wichita, Kan.	L	9-1
4/5/95	Wichita, Kan.	L	5-1
3/13/96	Fayetteville, Ark.	W	5-0
4/29/97	Wichita, Kan.	L	9-7 (10)
4/28/98	Fayetteville, Ark.	W	16-5
5/22/98	Wichita, Kan.+	W	3-2 (11)
4/27/99	Wichita, Kan.	L	5-4 (14)
4/25/00	Wichita, Kan.	W	15-14
3/13/01	Wichita, Kan.	L	5-0
4/23/02	Fayetteville, Ark.	L	3-2
4/22/03	Wichita, Kan.	L	6-5 (10)
3/30/04	Fayetteville, Ark.	W	10-4
6/5/04	Fayetteville, Ark.+	L	4-1
6/6/04	Fayetteville, Ark.+	W	11-9
6/6/04	Fayetteville, Ark.+	W	4-3
3/28/06	Wichita, Kan.	W	4-3 (11)
4/25/07	Fayetteville, Ark.	W	10-2
6/1/13	Manhattan, Kan.+	W	3-1

WILLIAM CAREY

Overall Series Record: 0-1
Record in Hattiesburg, Miss.: 0-1

DATE	SITE	W/L	SCORE
1969	Hattiesburg, Miss.	L	1-0

WILLIAM JEWELL

Overall Series Record: 10-3
Record in Fayetteville, Ark.: 10-3

DATE	SITE	W/L	SCORE
4/8/67	Fayetteville, Ark.	W	8-5
4/8/67	Fayetteville, Ark.	L	8-2
4/30/69	Fayetteville, Ark.	W	12-1
4/30/69	Fayetteville, Ark.	L	4-0
4/8/70	Fayetteville, Ark.	W	7-2
4/8/70	Fayetteville, Ark.	L	3-2
3/10/72	Fayetteville, Ark.	W	12-4
3/11/72	Fayetteville, Ark.	W	3-2
3/14/76	Fayetteville, Ark.	W	6-4
3/10/77	Fayetteville, Ark.	W	5-1
3/10/77	Fayetteville, Ark.	W	2-0
2/23/79	Fayetteville, Ark.	W	7-1
2/23/79	Fayetteville, Ark.	W	13-2

WISCONSIN

Overall Series Record: 8-1
Record in Fayetteville, Ark.: 7-1
Record at Neutral Sites: 1-0

DATE	SITE	W/L	SCORE
3/25/67	San Antonio, Texas	W	5-3
3/15/80	Fayetteville, Ark.	W	9-0
3/15/80	Fayetteville, Ark.	W	3-0
3/16/80	Fayetteville, Ark.	W	9-0
3/16/80	Fayetteville, Ark.	W	9-0
3/9/90	Fayetteville, Ark.	W	8-1
3/9/90	Fayetteville, Ark.	L	6-4
3/10/90	Fayetteville, Ark.	W	9-0
3/10/90	Fayetteville, Ark.	W	16-2

WISCONSIN-MILWAUKEE

Overall Series Record: 9-0
Record in Fayetteville, Ark.: 9-0

DATE	SITE	W/L	SCORE
2/18/07	Fayetteville, Ark.	W	8-3

2/18/07	Fayetteville, Ark.	W	28-2
2/19/07	Fayetteville, Ark.	W	8-1
3/12/10	Fayetteville, Ark.	W	14-6
3/13/10	Fayetteville, Ark.	W	7-0
3/14/10	Fayetteville, Ark.	W	3-2 (10)
3/4/11	Fayetteville, Ark.	W	15-6
3/5/11	Fayetteville, Ark.	W	13-9
3/6/11	Fayetteville, Ark.	W	7-3

WISCONSIN-OSH KOSH

Overall Series Record: 9-1
Record in Fayetteville, Ark.: 9-1

DATE	SITE	W/L	SCORE
3/19/86	Fayetteville, Ark.	W	14-3
3/19/86	Fayetteville, Ark.	W	4-3
3/16/88	Fayetteville, Ark.	W	16-3
3/14/89	Fayetteville, Ark.	W	13-4
3/15/89	Fayetteville, Ark.	W	9-4
3/19/90	Fayetteville, Ark.	W	7-5
3/20/90	Fayetteville, Ark.	W	13-2
3/18/91	Fayetteville, Ark.	W	3-0
3/18/92	Fayetteville, Ark.	L	3-2
3/15/95	Fayetteville, Ark.	W	7-4

WRIGHT STATE

Overall Series Record: 3-0
Record in Fayetteville, Ark.: 3-0


DATE	SITE	W/L	SCORE
2/22/08	Fayetteville, Ark.	W	9-4
2/23/08	Fayetteville, Ark.	W	5-4
2/24/08	Fayetteville, Ark.	W	7-3

YANKTON

Overall Series Record: 5-0
Record in Fayetteville, Ark.: 5-0

DATE	SITE	W/L	SCORE
1968	Fayetteville, Ark.	W	4-3
1968	Fayetteville, Ark.	W	7-2
1968	Fayetteville, Ark.	W	4-3
4/8/69	Fayetteville, Ark.	W	5-2
4/8/69	Fayetteville, Ark.	W	6-1

*! - Conference Tournament Game
+ - NCAA Tournament Game
Records since the 1960 season*



Bill 'Groundhog' Ferrell coached at Arkansas from 1950-65 and compiled a 139-149 record.

1960 (14-9) Bill Ferrell

Date	Result	Opponent	Location
	W, 7-6	Wichita State	Fayetteville
	W, 9-5	Wichita State	Fayetteville
3/28	W, 11-6	Kansas	Fayetteville
3/29	W, 18-0	Kansas	Fayetteville
	W, 19-11	Emporia State	Fayetteville
	W, 11-4	Emporia State	Fayetteville
	L, 8-21	Missouri	Fayetteville
	W, 9-8	Missouri	Fayetteville
	W, 10-4	Buena Vista	Fayetteville
	L, 1-3	Buena Vista	Fayetteville
	W, 17-2	Colorado	Fayetteville
	W, 8-2	Colorado	Fayetteville
4/14	W, 8-0	Baylor	Monroe, La.
	L, 1-5	LSU	Fayetteville
	W, 4-3	Northwestern St.	Natchitoches, La.
	L, 2-3	Mississippi State	Fayetteville
	W, 11-8	Louisiana-Monroe	Monroe, La.
	L, 6-11	Loyola (La.)	New Orleans, La.
	L, 5-9	Loyola (La.)	New Orleans, La.
	W, 11-5	LSU	Baton Rouge, La.
	L, 5-12	Louisiana College	Pineville, La.
	L, 12-13	Centenary	Shreveport, La.
	L, 2-3	Centenary	Shreveport, La.

1961 (9-8) Bill Ferrell

Date	Result	Opponent	Location
3/27	L, 6-10	Buena Vista	Fayetteville
3/28	W, 9-6	Tulsa	Tulsa, Okla.
3/28	L, 2-8	Tulsa	Tulsa, Okla.
3/29	W, 2-0	Buena Vista	Fayetteville
4/3	W, 7-4	TCU	Fort Worth, Texas
4/4	L, 1-7	SMU	Dallas, Texas
4/5	W, 11-7	SMU	Dallas, Texas
4/6	L, 2-16	Baylor	Waco, Texas
4/6	L, 1-5	Baylor	Waco, Texas
4/7	W, 9-2	Oklahoma City	Oklahoma City, Okla.
4/14	W, 10-2	Centenary	Fayetteville
4/17	L, 2-7	Wichita State	Wichita, Kan.
4/18	L, 4-5	Wichita State	Wichita, Kan.
4/19	L, 2-4	Emporia State	Emporia, Kan.
4/20	W, 15-10	Emporia State	Chanute, Kan.
4/25	W, 12-2	Tulsa	Fayetteville
4/25	W, 12-3	Tulsa	Fayetteville

1962 (13-7) Bill Ferrell

Date	Result	Opponent	Location
3/26	L, 4-8	Buena Vista	Fayetteville
3/27	L, 7-8	Buena Vista	Fayetteville
3/28	W, 5-4	Buena Vista	Fayetteville
4/3	L, 7-15	Missouri	Columbia, Mo.
4/4	L, 4-10	Missouri	Columbia, Mo.
4/7	W, 5-1	Pittsburg State	Fayetteville
4/7	W, 11-3	Pittsburg State	Fayetteville
4/13	W, 6-2	Emporia State	Fayetteville
4/14	W, 12-3	Emporia State	Fayetteville
4/19	L, 0-5	Baylor	Monroe, La.
4/20	L, 2-3	Louisiana-Monroe	Monroe, La.
4/20	W, 13-8	Northwestern State	Monroe, La.
4/21	W, 5-4	Louisiana-Monroe	Monroe, La.
4/21	W, 8-4	Northwestern State	Monroe, La.
4/23	W, 10-7	Louisiana-Monroe	Monroe, La.
4/23	W, 6-1	Louisiana-Monroe	Monroe, La.
4/25	L, 2-4	Northwestern St.	Natchitoches, La.
4/26	W, 2-1	Northwestern St.	Natchitoches, La.
4/27	W, 6-2	Centenary	Shreveport, La.
4/28	W, 7-2	Centenary	Shreveport, La.

1963 (13-10) Bill Ferrell

Date	Result	Opponent	Location
3/25	W, 9-1	Buena Vista	Fayetteville
3/25	W, 8-7	Buena Vista	Fayetteville
3/26	W, 11-10	Buena Vista	Fayetteville

3/30	L, 6-10	Missouri	Fayetteville
3/30	W, 6-5	Missouri	Fayetteville
4/1	W, 15-7	Kansas	Lawrence, Kan.
4/2	L, 1-9	Kansas	Lawrence, Kan.
4/3	W, 12-8	Emporia State	Emporia, Kan.
4/3	L, 2-18	Emporia State	Emporia, Kan.
4/8	L, 6-7	Centenary	Fayetteville
4/9	W, 3-2	Centenary	Fayetteville
4/12	L, 4-5	Southern Miss.	Hattiesburg, Miss.
4/13	L, 0-4	Southern Miss.	Hattiesburg, Miss.
4/15	L, 5-10	LSU	Baton Rouge, La.
4/16	L, 2-10	LSU	Baton Rouge, La.
4/17	W, 7-3	Miss. College	Clinton, Miss.
4/18	L, 0-3	Miss. College	Clinton, Miss.
4/19	W, 5-2	Delta State	Cleveland, Miss.
4/20	L, 2-10	Delta State	Cleveland, Miss.
4/23	W, 3-1	Tulsa	Fayetteville
4/23	W, 9-4	Tulsa	Fayetteville
4/30	W, 9-4	Pittsburg State	Pittsburg, Kan.
4/30	W, 2-1	Pittsburg State	Pittsburg, Kan.

1964 (8-10) Bill Ferrell

Date	Result	Opponent	Location
3/23	L, 5-6	Buena Vista	Fayetteville
3/24	L, 13-16	Buena Vista	Fayetteville
3/27	L, 3-5	Memphis	Little Rock, Ark.
3/28	L, 6-13	Memphis	Little Rock, Ark.
3/30	L, 0-6	Memphis	Memphis, Tenn.
3/31	W, 4-0	Memphis	Memphis, Tenn.
4/1	L, 0-1	Louisiana-Monroe	Monroe, La.
4/2	L, 5-7	Louisiana-Monroe	Monroe, La.
4/3	W, 8-4	Centenary	Shreveport, La.
4/4	L, 7-8	Centenary	Shreveport, La.
4/10	W, 9-4	Tulsa	Fayetteville
4/10	L, 4-6	Tulsa	Fayetteville
4/13	W, 8-3	Emporia State	Fayetteville
4/13	L, 6-10	Emporia State	Fayetteville
4/24	W, 18-9	Tulsa	Tulsa, Okla.
4/24	W, 16-5	Tulsa	Tulsa, Okla.
4/29	W, 7-5	Central Missouri St.	Fayetteville
4/29	W, 10-9	Central Missouri St.	Fayetteville

1965 (3-14) Bill Ferrell

Date	Result	Opponent	Location
4/6	L, 4-8	Emporia State	Emporia, Kan.
4/7	W, 3-0	Wichita State	Wichita, Kan.
4/7	L, 0-2	Wichita State	Wichita, Kan.
4/10	L, 7-10	Centenary	Fayetteville
4/10	L, 4-8	Centenary	Fayetteville
4/13	L, 7-9	Omaha	Fayetteville
4/13	L, 3-6	Omaha	Fayetteville
4/16	L, 1-4	Southern Miss	Hattiesburg, Miss.
4/17	L, 9-15	Southern Miss	Hattiesburg, Miss.
4/20	L, 10-11	Louisiana-Monroe	Monroe, La.
4/20	L, 1-2	Louisiana-Monroe	Monroe, La.
4/21	L, 1-5	Delta State	Cleveland, Miss.
4/22	L, 7-12	Delta State	Cleveland, Miss.
4/23	L, 4-6	Memphis	Fayetteville
4/23	W, 4-2	Memphis	Fayetteville
4/27	L, 4-5	Tulsa	Tulsa, Okla.
4/27	W, 7-1	Tulsa	Tulsa, Okla.

1966 (4-16) Wayne Robbins

Date	Result	Opponent	Location
3/21	L, 7-13	Baylor	Waco, Texas
3/22	L, 3-9	TCU	Fort Worth, Texas
3/26	W, 7-5	SMS	Fayetteville
3/31	L, 0-3	Buena Vista	Fayetteville
4/1	W, 16-13	Buena Vista	Fayetteville
4/4	L, 3-12	Kansas State	Fayetteville
4/4	L, 2-6	Kansas State	Fayetteville
4/9	L, 8-9	Memphis	Memphis, Tenn.
4/9	L, 1-6	Memphis	Memphis, Tenn.
4/11	L, 3-9	Mississippi State	Starkville, Miss.
4/12	L, 0-18	Mississippi State	Starkville, Miss.
4/13	L, 0-13	Southern Miss	Hattiesburg, Miss.
4/14	L, 0-19	Southern Miss	Hattiesburg, Miss.
4/16	W, 4-2	Centenary	Shreveport, La.
4/16	W, 3-2	Centenary	Shreveport, La.
4/19	L, 6-12	Tulsa	Tulsa, Okla.
4/19	L, 4-14	Tulsa	Tulsa, Okla.
5/5	L, 0-7	Southern Illinois	Fayetteville

1967 (15-14) Wayne Robbins

Date	Result	Opponent	Location
3/21	W, 6-1	Buena Vista	Fayetteville
3/21	W, 4-3	Buena Vista	Fayetteville
3/22	L, 3-6	Buena Vista	Fayetteville
3/25	W, 5-3	Wisconsin	San Antonio, Texas
3/27	L, 1-2	Texas Lutheran	San Antonio, Texas
3/28	L, 3-13	Indiana	San Antonio, Texas
3/28	L, 0-4	Texas-Pan American	San Antonio, Texas
3/29	L, 4-10	Texas-Pan American	San Antonio, Texas
3/29	L, 1-2	Texas-Pan American	San Antonio, Texas
3/31	W, 8-6	St. Edwards	San Antonio, Texas

4/1	W, 11-9	Trinity	San Antonio, Texas
4/4	W, 4-1	SMU	Fayetteville
4/4	W, 8-7	SMU	Fayetteville
4/8	W, 8-5	William Jewell	Fayetteville
4/8	L, 2-8	William Jewell	Fayetteville
4/15	L, 1-8	Memphis	Memphis, Tenn.
4/15	W, 4-0	Memphis	Memphis, Tenn.
4/17	W, 12-9	Delta State	Cleveland, Miss.
	W, 8-1	Pittsburg State	Fayetteville
	W, 6-2	Pittsburg State	Fayetteville
4/22	L, 5-6	SMS	Springfield, Mo.
4/22	L, 3-4	SMS	Springfield, Mo.
4/29	W, 2-1	Oklahoma Baptist	Fayetteville
4/29	W, 6-0	Oklahoma Baptist	Fayetteville
5/8	L, 2-13	Kansas State	Manhattan, Kan.
5/8	L, 2-3	Kansas State	Manhattan, Kan.
5/9	L, 3-6	Wichita State	Wichita, Kan.
	W, 8-5	Emporia State	Emporia, Kan.
	L, 4-5	Emporia State	Emporia, Kan.

1968 (13-11) Wayne Robbins

Date	Result	Opponent	Location
3/23	L, 0-4	East Texas Baptist	Marshall, Texas
3/23	L, 1-2	East Texas Baptist	Marshall, Texas
3/25	W, 3-2	St. Mary's (Texas)	San Antonio
3/26	L, 0-1	Air Force	San Antonio
3/27	L, 4-8	Missouri	San Antonio
3/28	L, 2-7	Texas-Pan Am.	Edinburg, Texas
3/29	L, 5-10	Texas-Pan Am.	Edinburg, Texas
3/30	L, 7-19	Trinity	San Antonio, Texas
4/5	L, 12-13	Morningside	Fayetteville
4/6	W, 29-4	Morningside	Fayetteville
	W, 4-3	Yankton	Fayetteville
	W, 7-2	Yankton	Fayetteville
4/9	W, 12-3	Oklahoma City	Fayetteville
	W, 4-3	Yankton	Fayetteville
4/12	L, 11-19	Mississippi State	Starkville, Miss.
4/15	L, 4-7	Memphis	Fayetteville
4/15	W, 13-7	Memphis	Fayetteville
4/22	L, 0-12	Oklahoma Baptist	Fayetteville
4/22	W, 4-3	Oklahoma Baptist	Fayetteville
4/27	W, 8-4	Pittsburg State	Pittsburg, Kan.
4/27	W, 3-0	Pittsburg State	Pittsburg, Kan.
	W, 12-9	SMS	Springfield, Mo.
	W, 3-1	Evangel	Fayetteville
	W, 2-1	Evangel	Fayetteville

1969 (18-10) Wayne Robbins

Date	Result	Opponent	Location
3/22	W, 13-3	Mississippi College	Clinton, Miss.
3/24	L, 0-1	Mississippi College	Clinton, Miss.
3/25	L, 2-7	Belhaven	Jackson, Miss.
3/26	W, 4-2	Belhaven	Jackson, Miss.
3/27	W, 4-2	Belhaven	Jackson, Miss.
	L, 0-1	William Carey	Hattiesburg, Miss.
4/1	W, 16-4	Buena Vista	Fayetteville
4/1	W, 14-1	Buena Vista	Fayetteville
4/5	L, 5-12	Upper Iowa	Fayetteville
4/5	W, 7-4	Upper Iowa	Fayetteville
4/5	W, 4-1	Upper Iowa	Fayetteville
4/8	W, 5-2	Yankton	Fayetteville
4/8	W, 6-1	Yankton	Fayetteville
4/12	L, 0-6	Memphis	Memphis, Tenn.
4/12	W, 10-3	Memphis	Memphis, Tenn.
4/18	W, 5-2	Okla. Baptist	Shawnee, Okla.
4/19	W, 2-0	Oklahoma City	Oklahoma City
4/21	L, 13-14	TCU	Fort Worth, Texas
4/22	L, 3-8	SMU	Dallas, Texas
4/26	W, 10-6	Kansas State	Fayetteville
4/26	L, 4-6	Kansas State	Fayetteville
4/30	W, 12-1	William Jewell	Fayetteville
4/30	L, 0-4	William Jewell	Fayetteville
5/3	W, 3-0	Evangel	Springfield, Mo.
5/3	W, 18-0	Evangel	Springfield, Mo.
5/6	W, 3-2	SMS	Fayetteville
5/6	L, 0-2	SMS	Fayetteville

1970 (19-13) Norm DeBrynn

Date	Result	Opponent	Location
W, 8-1		St. Mary's (Tx)	San Antonio
3/23	L, 6-8	Texas-Pan Am.	Edinburg, Texas
	L, 7-8	St. Edwards	Austin, Texas
	W, 10-5	NE Missouri St	San Antonio
3/25	L, 5-11	Texas Lutheran	Seguin, Texas
3/26	L, 0-1	St. Mary's (Texas)	San Antonio
3/28	L, 1-10	Minnesota	San Antonio, Texas
3/28	W, 8-7	Minnesota	San Antonio, Texas
3/28	W, 4-3	Texas-Pan Am.	Edinburg, Texas
4/4	W, 5-0	Nebraska-Kearney	Fayetteville
4/4	L, 0-4	Nebraska-Kearney	Fayetteville
4/8	W, 7-2	William Jewell	Fayetteville
4/8	L, 2-3	William Jewell	Fayetteville
4/11	L, 7-8	Tulsa	Tulsa, Okla.
4/13	W, 9-6	Oklahoma Baptist	Fayetteville
4/13	L, 4-9	Oklahoma Baptist	Fayetteville
4/15	W, 5-3	Oklahoma State	Fayetteville
4/15	W, 3-1	Oklahoma State	Fayetteville



Norm DeBrynn took over the Razorbacks in 1970 and built the program into a national power during his 33 years at the helm, winning a school-record 1,161 games.

4/18	W, 6-4	SMS	Springfield, Mo.
4/21	W, 9-4	Oklahoma City	Fayetteville
4/21	W, 9-3	Oklahoma City	Fayetteville
4/29	W, 7-0	Oral Roberts	Fayetteville
4/29	W, 8-0	Oral Roberts	Fayetteville
5/2	W, 7-6	Memphis	Memphis, Tenn.
5/2	W, 7-3	Memphis	Memphis, Tenn.
5/4	L, 0-6	Mississippi State	Starkville, Miss.
5/4	L, 0-1	Mississippi State	Starkville, Miss.
5/8	L, 6-9	Vanderbilt	Covington, Tenn.
5/11	L, 1-2	Oklahoma	Fayetteville
5/11	W, 5-2	Oklahoma	Fayetteville
5/12	W, 10-0	Evangel	Springfield, Mo.
5/12	W, 6-0	Evangel	Springfield, Mo.

1971 (23-18) Norm DeBrynn

Date	Result	Opponent	Location
3/3	L, 3-4	Tulsa	Tulsa, Okla.
3/3	L, 2-18	Tulsa	Tulsa, Okla.
3/17	W, 6-2	Drake	Fayetteville
3/17	L, 6-7	Drake	Fayetteville
3/20	W, 13-3	Okla. Baptist	Shawnee, Okla.
3/20	L, 2-4	Okla. Baptist	Shawnee, Okla.
	W, 8-7	St. Cloud State	Fayetteville
3/25	W, 5-1	Buena Vista	Fayetteville
3/25	W, 5-2	Buena Vista	Fayetteville
3/29	W, 3-2	Trinity	San Antonio, Texas
3/29	L, 2-4	St. Mary's (Texas)	San Antonio, Texas
3/31	W, 6-1	Texas Lutheran	Seguin, Texas
4/1	L, 0-10	Texas-Pan Am.	Edinburg, Texas
4/1	L, 0-5	Texas-Pan Am.	Edinburg, Texas
4/2	L, 2-5	Rice	Edinburg, Texas
4/3	L, 3-4	Rice	Edinburg, Texas
4/6	W, 4-3	Abeline Christian	Fayetteville
4/6	W, 11-1	Abeline Christian	Fayetteville
	W, 8-1	Carthage	Fayetteville
	T, 2-2	Carthage	Fayetteville
4/13	W, 6-2	SMS	Fayetteville
4/13	L, 2-3	SMS	Fayetteville
4/17	W, 6-0	Pittsburg State	Fayetteville
4/17	W, 11-1	Pittsburg State	Fayetteville
4/19	W, 11-0	Oklahoma City	Oklahoma City
4/19	W, 13-1	Oklahoma City	Oklahoma City
4/21	L, 4-6	Oklahoma St.	Stillwater, Okla.
4/21	L, 4-7	Oklahoma St.	Stillwater, Okla.
4/24	W, 6-5	Memphis	Fayetteville
4/24	W, 4-3	Memphis	Fayetteville
4/27	W, 6-1	Oral Roberts	Tulsa, Okla.
4/27	L, 4-6	Oral Roberts	Tulsa, Okla.
5/4	W, 12-11	Oral Roberts	Fayetteville
5/4	L, 2-5	Oral Roberts	Fayetteville
5/5	W, 12-1	Evangel	Springfield, Mo.
5/5	W, 13-0	Evangel	Springfield, Mo.
5/7	L, 4-6	Creighton	Omaha, Neb.
5/7	W, 2-0	Creighton	Omaha, Neb.
5/8	L, 2-3	Creighton	Omaha, Neb.
5/8	L, 1-2	Creighton	Omaha, Neb.
5/15	W, 5-2	Union	Fayetteville
5/15	L, 2-6	Union	Fayetteville



|| ALL-TIME RESULTS

3/28	L, 4-5	West Texas State	Tulsa, Okla.
3/30	L, 2-3	Tulsa	Tulsa, Okla.
3/31	W, 1-0	Buena Vista	Tulsa, Okla.
4/1	L, 0-3	Tulsa	Tulsa, Okla.
4/1	L, 3-4	West Texas State	Tulsa, Okla.
4/2	L, 3-5	Tulsa	Tulsa, Okla.
4/6	L, 2-6	Southwestern St.	Fayetteville
4/7	W, 8-5	Missouri Western	Fayetteville
4/7	W, 4-3	Missouri Western	Fayetteville
4/11	W, 5-0	Pittsburg State	Fayetteville
4/11	W, 9-0	Pittsburg State	Fayetteville
4/18	L, 2-7	SMS	Springfield, Mo.
4/18	W, 8-7	SMS	Springfield, Mo.
4/22	L, 2-4	Union	Jackson, Tenn.
4/22	L, 2-6	Union	Jackson, Tenn.
5/2	L, 2-3	Oklahoma	Norman, Okla.
5/2	L, 3-4	Oklahoma	Norman, Okla.

1973 (23-7) Norm DeBriyn

Date	Result	Opponent	Location
	W, 3-1	SMU	Dallas, Texas
	W, 4-3	SMU	Dallas, Texas
3/14	W, 9-7	Kansas State	Fayetteville
3/14	W, 8-2	Kansas State	Fayetteville
3/17	W, 6-5	Notre Dame	Las Cruces, N.M.
3/17	W, 8-4	New Mexico St.	Las Cruces, N.M.
3/18	L, 0-10	Tulsa	Tulsa, Okla.
3/19	T, 17-17	St. Cloud State	Fayetteville
3/22	W, 11-10	Drake	Fayetteville
3/22	W, 3-2	Drake	Fayetteville
3/27	W, 4-0	St. Olaf	Fayetteville
	W, 6-1	Oklahoma City	Oklahoma City, Okla.
	W, 10-0	Oklahoma City	Oklahoma City, Okla.
	W, 7-5	SMS	Fayetteville
	W, 13-4	SMS	Fayetteville
4/14	W, 1-0	Memphis	Fayetteville
4/14	L, 0-3	Memphis	Fayetteville
	W, 5-4	Evangel	Fayetteville
	W, 11-0	Evangel	Fayetteville
	W, 5-4	Oral Roberts	Tulsa, Okla.
	L, 0-2	Oral Roberts	Tulsa, Okla.
4/21	W, 8-2	Oklahoma City	Fayetteville
4/21	W, 3-2	Oklahoma City	Fayetteville
4/24	W, 2-0	Tulsa	Fayetteville
4/24	L, 2-7	Tulsa	Fayetteville
4/27	W, 5-1	Creighton	Omaha, Neb.
4/27	W, 11-2	Creighton	Omaha, Neb.
4/28	W, 3-1	Creighton	Omaha, Neb.
4/28	L, 2-6	Creighton	Omaha, Neb.
5/27	L, 0-6	Trinity+	Arlington, Texas
5/28	L, 2-4	Texas-Pan Am+	Arlington, Texas

+ - NCAA District VI Tournament

1974 (22-21; 9-15 7th SWC) Norm DeBriyn

Date	Result	Opponent	Location
3/2	W, 8-4	Northeastern (Okla.) St	Fayetteville
3/2	W, 4-1	Northeastern (Okla.) St	Fayetteville
3/5	W, 4-0	Missouri Western	Fayetteville
3/5	W, 5-2	Missouri Western	Fayetteville
3/6	L, 1-12	Creighton	Fayetteville
3/6	W, 12-4	Creighton	Fayetteville
3/8	L, 6-7	Baylor*	Waco, Texas
3/9	L, 2-7	Baylor*	Waco, Texas
3/9	L, 0-9	Baylor*	Waco, Texas
3/12	L, 1-2	Kansas State	Fayetteville
3/12	L, 1-2	Kansas State	Fayetteville
3/15	W, 4-2	SMU*	Fayetteville
3/16	W, 11-3	SMU*	Fayetteville
3/16	W, 6-2	SMU*	Fayetteville
3/18	W, 4-2	Mankato State	Fayetteville
3/18	L, 3-9	Mankato State	Fayetteville
3/22	L, 2-5	Texas A&M*	College Station
3/23	L, 1-15	Texas A&M*	College Station
3/23	L, 0-15	Texas A&M*	College Station
3/25	W, 5-4	Lamar	Fayetteville
3/27	W, 1-0	Oral Roberts	Tulsa, Okla.
3/27	L, 0-1	Oral Roberts	Tulsa, Okla.
3/29	L, 4-19	Texas*	Fayetteville
3/30	L, 2-3	Texas*	Fayetteville
3/30	W, 8-5	Texas*	Fayetteville
4/2	L, 4-5	Oklahoma City	Oklahoma City
4/2	W, 9-0	Oklahoma City	Oklahoma City
4/6	L, 5-6	Rice*	Fayetteville
4/6	W, 6-3	Rice*	Fayetteville
4/6	W, 9-7	Rice*	Fayetteville
4/9	W, 9-5	SMS	Springfield, Mo.
4/9	W, 10-8	SMS	Springfield, Mo.
4/12	L, 2-8	TCU*	Fort Worth, Texas
4/13	L, 5-6	TCU*	Fort Worth, Texas
4/13	L, 3-5	TCU*	Fort Worth, Texas
4/15	W, 6-4	Evangel	Springfield, Mo.
4/15	W, 5-3	Evangel	Springfield, Mo.
4/19	W, 9-3	Texas Tech*	Fayetteville
4/20	W, 15-6	Texas Tech*	Fayetteville
4/20	W, 7-6	Texas Tech*	Fayetteville
4/27	L, 0-8	Houston*	Houston, Texas
4/27	L, 5-6	Houston*	Houston, Texas
4/27	L, 3-8	Houston*	Houston, Texas

* - SWC Game

1975 (20-22; 8-14 7th SWC) Norm DeBriyn

Date	Result	Opponent	Location
3/1	L, 0-3	Kansas State	Fayetteville
3/1	W, 6-1	Kansas State	Fayetteville
3/2	L, 4-5	Kansas State	Fayetteville
3/2	W, 11-1	Kansas State	Fayetteville
3/4	W, 7-6	Northeastern St.	Fayetteville
3/4	W, 8-6	Northeastern St.	Fayetteville
3/7	L, 2-11	Baylor*	Fayetteville
3/8	W, 5-4	Baylor*	Fayetteville
3/8	W, 7-4	Baylor*	Fayetteville
	W, 4-1	SMU*	Dallas, Texas
3/17	W, 3-2	Baker	Fayetteville
3/17	L, 0-2	Baker	Fayetteville
3/21	W, 4-1	Texas A&M*	Fayetteville
3/22	L, 2-3	Texas A&M*	Fayetteville
3/22	L, 0-5	Texas A&M*	Fayetteville
3/24	W, 15-6	Nebraska	Fayetteville
3/24	W, 10-4	Nebraska	Fayetteville
3/25	L, 4-5	Nebraska	Fayetteville
3/25	W, 4-2	Nebraska	Fayetteville
3/29	L, 1-6	Texas*	Austin, Texas
3/29	L, 1-5	Texas*	Austin, Texas
3/29	L, 2-3	Texas*	Austin, Texas
3/3	W, 9-2	Northeastern St.	Fayetteville
3/3	W, 4-0	Northeastern St.	Fayetteville
4/4	W, 5-0	Rice*	Houston, Texas
4/5	L, 1-5	Rice*	Houston, Texas
4/5	L, 0-9	Rice*	Houston, Texas
4/8	L, 7-8	Southwestern St.	Fayetteville
4/8	L, 4-7	Southwestern St.	Fayetteville
4/11	L, 8-9	TCU*	Fort Worth, Texas
4/12	L, 1-13	TCU*	Fort Worth, Texas
4/12	L, 2-4	TCU*	Fort Worth, Texas
4/15	W, 5-1	Oral Roberts	Fayetteville
4/15	W, 4-2	Oral Roberts	Fayetteville
4/18	W, 6-4	Texas Tech*	Lubbock, Texas
4/19	L, 5-14	Texas Tech*	Lubbock, Texas
4/19	L, 11-13	Texas Tech*	Lubbock, Texas
4/21	L, 0-6	American Christian	Fayetteville
4/21	L, 1-2	American Christian	Fayetteville
4/25	W, 5-1	Houston*	Houston, Texas
4/26	W, 3-0	Houston*	Houston, Texas
4/26	L, 3-10	Houston*	Houston, Texas

* - SWC Game

1976 (31-15-1; 12-12 5th SWC) Norm DeBriyn

Date	Result	Opponent	Location
2/28	W, 2-0	Northeastern (Okla.) St	Fayetteville
2/28	W, 7-6	Northeastern (Okla.) St	Fayetteville
3/5	L, 4-9	Houston*	Houston, Texas
3/6	L, 0-1	Houston*	Houston, Texas
3/6	L, 2-3	Houston*	Houston, Texas
3/10	W, 11-0	Baker	Fayetteville
3/11	W, 9-7	Baker	Fayetteville
3/12	W, 7-0	Missouri Southern	Fayetteville
3/12	T, 0-0 (12)	Missouri Southern	Fayetteville
3/13	W, 9-1	Southwest Baptist	Fayetteville
3/13	W, 6-1	Southwest Baptist	Fayetteville
3/14	W, 6-4	William Jewell	Fayetteville
3/15	W, 1-0	Tulsa	Fayetteville
3/15	W, 1-0	Tulsa	Fayetteville
3/19	W, 5-4	Texas Tech*	Fayetteville
3/20	W, 4-3	Texas Tech*	Fayetteville
3/20	W, 10-2	Texas Tech*	Fayetteville
3/22	W, 6-5	Luther	Fayetteville
3/22	W, 13-3	Luther	Fayetteville
3/23	W, 2-0	Mankato State	Fayetteville
3/23	W, 2-0	Mankato State	Fayetteville
3/26	W, 17-2	SMU*	Dallas, Texas
3/27	W, 10-1	SMU*	Dallas, Texas
3/27	W, 2-1	SMU*	Dallas, Texas
3/29	L, 2-5	Illinois-Edwardsville	Fayetteville
3/29	W, 7-3	Illinois-Edwardsville	Fayetteville
3/30	W, 6-5	Oral Roberts	Tulsa, Okla.
3/30	L, 3-6	Oral Roberts	Tulsa, Okla.
4/2	W, 7-5	TCU*	Fayetteville
4/3	L, 5-6	TCU*	Fayetteville
4/3	W, 7-6	TCU*	Fayetteville
4/6	W, 11-3	SMS	Fayetteville
4/6	W, 8-5	SMS	Fayetteville
4/9	L, 0-5	Baylor*	Waco, Texas
4/10	L, 0-2	Baylor*	Waco, Texas
4/10	L, 2-5	Baylor*	Waco, Texas
4/16	W, 4-1	Rice*	Fayetteville
4/17	W, 4-1	Rice*	Fayetteville
4/17	W, 1-0	Rice*	Fayetteville
4/23	L, 1-10	Texas*	Austin, Texas
4/24	L, 3-6	Texas*	Austin, Texas
4/24	W, 5-2	Texas*	Austin, Texas
4/27	W, 2-0	American Christian	Fayetteville
4/27	L, 0-1	American Christian	Fayetteville
4/30	L, 6-7	Texas A&M*	Fayetteville
5/1	L, 1-3	Texas A&M*	Fayetteville
5/1	L, 5-7	Texas A&M*	Fayetteville

* - SWC Game

S - Game called after 12 innings

1977 (33-18; 14-10 4th SWC) Norm DeBriyn

Date	Result	Opponent	Location
2/19	W, 11-2	Northeastern (Okla.) St	Fayetteville
2/19	W, 5-0	Northeastern (Okla.) St	Fayetteville
2/22	W, 7-0	Oral Roberts	Fayetteville
2/22	L, 0-2	Oral Roberts	Fayetteville
2/25	L, 0-6	Texas A&M*	College Station, Texas
2/26	L, 3-4	Texas A&M*	College Station, Texas
2/26	L, 0-4	Texas A&M*	College Station, Texas
3/1	W, 2-0	Southwestern St.	Fayetteville
3/2	W, 11-0	Northeastern St.	Fayetteville
3/4	W, 5-3	Houston*	Fayetteville
3/5	W, 2-0	Houston*	Fayetteville
3/5	L, 0-5	Houston*	Fayetteville
3/7	W, 6-0	Baker	Fayetteville
3/7	W, 11-1	Baker	Fayetteville
3/9	W, 6-0	Missouri Southern	Fayetteville
3/9	W, 7-6	Missouri Southern	Fayetteville
3/10	W, 5-1	William Jewell	Fayetteville
3/10	W, 2-0	William Jewell	Fayetteville
3/13	W, 8-0	Creighton	Fayetteville
3/14	W, 4-1	Iowa State	Fayetteville
3/14	W, 2-0	Iowa State	Fayetteville
3/15	L, 1-2	Tulsa	Tulsa, Okla.
3/15	L, 4-6	Tulsa	Tulsa, Okla.
3/18	W, 13-10	Texas Tech*	Lubbock, Texas
3/19	L, 4-7	Texas Tech*	Lubbock, Texas
3/19	W, 14-7	Texas Tech*	Lubbock, Texas
3/23	W, 4-3	Eastern Michigan	Fayetteville
3/23	W, 8-1	Eastern Michigan	Fayetteville
3/25	W, 1-0	SMU*	Fayetteville
3/26	W, 4-1	SMU*	Fayetteville
3/26	W, 3-1	SMU*	Fayetteville
4/1	L, 2-5	TCU*	Fort Worth, Texas
4/2	W, 3-0	TCU*	Fort Worth, Texas
4/2	W, 6-5	TCU*	Fort Worth, Texas
4/5	W, 4-3	SMS	Fayetteville
4/5	W, 6-3	SMS	Fayetteville
4/8	L, 3-5	Baylor*	Fayetteville
4/9	W, 5-2	Baylor*	Fayetteville
4/9	W, 6-1	Baylor*	Fayetteville
4/11	W, 5-2	Oklahoma	Norman, Okla.
4/11	L, 3-4	Oklahoma	Norman, Okla.
4/15	L, 3-8	Rice*	Houston, Texas
4/16	W, 7-1	Rice*	Houston, Texas
4/16	W, 9-4	Rice*	Houston, Texas
4/19	L, 3-6	Tulsa	Fayetteville
4/19	L, 1-6	Tulsa	Fayetteville
4/22	L, 1-5	Texas*	Fayetteville
4/23	L, 1-7	Texas*	Fayetteville
4/23	W, 1-0	Texas*	Fayetteville
5/13	L, 2-5	Texas A&M!	Austin, Texas
5/14	L, 1-8	Texas!	Austin, Texas

* - SWC Game

I - SWC Tournament

1978 (31-13; 18-6 2nd SWC) Norm DeBriyn

Date	Result	Opponent	Location
2/17	W, 5-3	Missouri Southern	Fayetteville
2/17	W, 6-0	Missouri Southern	Fayetteville
2/25	W, 9-4	Tulsa	Fayetteville
2/25	L, 0-10	Tulsa	Fayetteville
3/3	W, 5-4	Texas*	Austin, Texas
3/4	W, 2-1	Texas*	Austin, Texas
3/4	L, 3-18	Texas*	Austin, Texas
3/6	W, 7-6	Northwestern Mo. St.	Fayetteville
3/6	L, 2-4	Northwestern Mo. St.	Fayetteville
3/10	W, 6-0	Rice*	Fayetteville
3/11	W, 1-0	Rice*	Fayetteville
3/11	W, 6-0	Rice*	Fayetteville
3/17	L, 11-12	Baylor*	Waco, Texas
3/18	W, 7-6	Baylor*	Waco, Texas
3/18	L, 8-9	Baylor*	Waco, Texas
3/20	W, 5-1	Luther	Fayetteville
3/20	W, 10-0	Luther	Fayetteville
3/21	W, 6-3	Missouri Western	Fayetteville
3/21	L, 8-9	Missouri Western	Fayetteville
3/24	W, 6-3	TCU*	Fayetteville
3/25	W, 4-3	TCU*	Fayetteville
3/25	W, 7-2	TCU*	Fayetteville
3/31	W, 5-2	SMU*	Dallas, Texas
4/1	W, 9-2	SMU*	Dallas, Texas

4/1	W, 6-4	SMU*	Dallas, Texas
4/5	L, 4-15	SMS	Springfield, Mo.
4/5	W, 3-2	SMS	Springfield, Mo.
4/7	W, 6-1	Texas Tech*	Fayetteville
4/8	W, 13-2	Texas Tech*	Fayetteville
4/8	W, 2-1	Texas Tech*	Fayetteville
4/13	W, 4-0	North Texas	Fayetteville
4/13	W, 12-0	North Texas	Fayetteville
4/14	W, 9-0	North Texas	Fayetteville
4/14	W, 6-0	North Texas	Fayetteville
4/21	W, 6-5	Houston*	Houston, Texas
4/22	W, 5-1	Houston*	Houston, Texas
4/22	L, 4-14	Houston*	Houston, Texas
4/25	W, 8-6	Tulsa	Tulsa, Okla.
4/28	L, 1-6	Texas A&M*	Fayetteville
4/29	L, 0-5	Texas A&M*	Fayetteville
4/29	W, 6-5	Texas A&M*	Fayetteville
5/3	L, 2-3	Tulsa	Tulsa, Okla.
5/12	L, 0-1	Baylor!	Austin, Texas
5/13	L, 0-5	Texas A&M!	Austin, Texas

* - SWC Game

I - SWC Tournament

1979 (49-15; 19-5 2nd SWC) Norm DeBriyn

Date	Result	Opponent	Location
2/23	W, 7-1	William Jewell	Fayetteville
2/23	W, 13-2	William Jewell	Fayetteville
2/27	W, 5-0	Missouri Southern	Fayette

6/1	W, 5-4	Pepperdine#	Omaha, Neb.
6/3	W, 10-3	Arizona#	Omaha, Neb.
6/5	W, 9-4	Texas#	Omaha, Neb.
6/6	L, 10-13	Cal St. Fullerton#	Omaha, Neb.
6/8	L, 1-2	Cal St. Fullerton#	Omaha, Neb.

* - SWC Game

I - SWC Tournament

+ - NCAA East Regional

- College World Series

1980 (44-22; 15-8 3rd SWC) Norm DeBriyn

Date	Result	Opponent	Location
2/15	W, 9-3	Texas-Pan Am	Edinburg, Texas
2/15	L, 0-2	Texas-Pan Am	Edinburg, Texas
2/16	L, 1-3	Texas-Pan Am	Edinburg, Texas
2/16	L, 0-5	Texas-Pan Am	Edinburg, Texas
2/17	W, 4-2	Texas-Pan Am	Edinburg, Texas
2/17	L, 2-3	Texas-Pan Am	Edinburg, Texas
2/22	W, 15-0	Missouri Southern	Fayetteville
2/22	W, 7-0	Missouri Southern	Fayetteville
2/23	W, 10-0	Tulsa	Fayetteville
2/23	W, 12-0	Tulsa	Fayetteville
2/29	W, 2-0	SMU*	Dallas, Texas
3/1	L, 1-2	SMU*	Dallas, Texas
3/1	L, 1-9	SMU*	Dallas, Texas
3/7	W, 2-1	Texas Tech*	Fayetteville
3/8	L, 3-5	Texas Tech*	Fayetteville
3/8	W, 9-2	Texas Tech*	Fayetteville
3/9	W, 6-5	Southern Illinois	Fayetteville
3/9	L, 4-8	Southern Illinois	Fayetteville
3/10	W, 11-6	Northwestern Mo. St.	Fayetteville
3/10	W, 7-1	Northwestern Mo. St.	Fayetteville
3/11	L, 3-7	Oral Roberts	Fayetteville
3/11	L, 0-5	Oral Roberts	Fayetteville
3/12	W, 10-3	Southwest Baptist	Fayetteville
3/12	W, 11-1	Southwest Baptist	Fayetteville
3/13	W, 16-2	Baker	Fayetteville
3/13	W, 9-4	Baker	Fayetteville
3/14	W, 8-4	Kansas State	Fayetteville
3/14	W, 8-3	Kansas State	Fayetteville
3/15	W, 9-0	Wisconsin	Fayetteville
3/15	W, 3-0	Wisconsin	Fayetteville
3/16	W, 9-0	Wisconsin	Fayetteville
3/16	W, 9-0	Wisconsin	Fayetteville
3/21	W, 13-6	Houston*	Houston, Texas
3/22	W, 4-2	Houston*	Houston, Texas
3/22	L, 6-11	Houston*	Houston, Texas
3/28	W, 4-2	Texas A&M*	Fayetteville
3/28	L, 5-8	Texas A&M*	Fayetteville
4/1	W, 2-1	Centenary	Fayetteville
4/1	W, 7-5	Centenary	Fayetteville
4/4	W, 2-1	Texas*	Austin, Texas
4/5	L, 3-15	Texas*	Austin, Texas
4/5	W, 8-6	Texas*	Austin, Texas
4/11	W, 14-6	Rice*	Fayetteville
4/12	W, 5-2	Rice*	Fayetteville
4/12	L, 8-9	Rice*	Fayetteville
4/15	W, 8-3	Tulsa	Tulsa, Okla.
4/15	W, 17-6	Tulsa	Tulsa, Okla.
4/18	L, 1-2	Baylor*	Waco, Texas
4/19	W, 3-2	Baylor*	Waco, Texas
4/19	W, 7-6	Baylor*	Waco, Texas
4/23	L, 6-7 (II)	Mississippi St.	Greenville, Miss.
4/25	W, 5-1	TCU*	Fayetteville
4/26	W, 3-2	TCU*	Fayetteville
4/26	W, 18-17	TCU*	Fayetteville
4/29	W, 7-6	Oklahoma State	Tulsa, Okla.
5/3	W, 4-2	Oral Roberts	Tulsa, Okla.
5/4	L, 2-6	Wichita State	Wichita, Kan.
5/4	L, 0-14	Wichita State	Wichita, Kan.
5/7	W, 19-10	Texas A&M!	College Station, Texas
5/8	L, 4-6	Texas!	College Station, Texas
5/9	W, 6-5	Texas Tech!	College Station, Texas
5/9	W, 8-7	Texas!	College Station, Texas
5/10	L, 4-9	Texas!	College Station, Texas
5/22	W, 3-2	Oral Roberts+	Tulsa, Okla.
5/23	L, 0-6	Missouri+	Tulsa, Okla.
5/24	L, 1-7	California+	Tulsa, Okla.

* - SWC Game

I - SWC Tournament

+ - NCAA Midwest Regional



Kevin McReynolds was the Southwest Conference's first triple crown winner in 1980.

1981 (31-21; 12-9 2nd SWC) Norm DeBriyn

Date	Result	Opponent	Location
2/21	L, 4-5 (II)	Oklahoma State	Fayetteville
2/24	W, 8-2	Missouri Southern	Fayetteville
2/24	W, 7-4	Missouri Southern	Fayetteville
2/28	W, 25-5	Western Michigan	Lakeland, Fla.
3/1	W, 17-10	Eastern Michigan	Lakeland, Fla.
3/2	W, 7-5	Missouri	Lakeland, Fla.
3/3	L, 5-7	Eastern Michigan	Lakeland, Fla.
3/3	L, 6-8	Missouri	Lakeland, Fla.
3/4	L, 3-5	Florida Southern	Lakeland, Fla.
3/5	W, 13-3	Florida Southern	Lakeland, Fla.
3/6	W, 6-2	Eastern Michigan	Lakeland, Fla.
3/6	W, 9-8	Eastern Michigan	Lakeland, Fla.
3/7	W, 15-11	Western Michigan	Lakeland, Fla.
3/10	L, 3-6	Oral Roberts	Fayetteville
3/10	L, 6-11	Oral Roberts	Fayetteville
3/13	W, 4-1	TCU*	Fort Worth, Texas
3/14	L, 5-6	TCU*	Fort Worth, Texas
3/14	L, 5-6	TCU*	Fort Worth, Texas
3/16	W, 15-2	Missouri Western	Fayetteville
3/16	W, 10-0	Missouri Western	Fayetteville
3/17	W, 20-9	Southwest Baptist	Fayetteville
3/17	W, 8-3	Southwest Baptist	Fayetteville
3/20	W, 11-3	Baylor*	Fayetteville
3/21	W, 3-1	Baylor*	Fayetteville
3/21	W, 12-0	Baylor*	Fayetteville
3/27	W, 4-2	Rice*	Houston, Texas
3/28	L, 3-5	Rice*	Houston, Texas
3/28	L, 3-4	Rice*	Houston, Texas
4/3	W, 7-0	Texas*	Fayetteville
4/4	L, 4-5	Texas*	Fayetteville
4/4	L, 6-8	Texas*	Fayetteville
4/10	W, 4-0	Texas A&M*	College Station, Texas
4/11	L, 2-9	Texas A&M*	College Station, Texas
4/11	W, 19-6	Texas A&M*	College Station, Texas
4/17	L, 3-5	Houston*	Fayetteville
4/18	W, 15-4	Houston*	Fayetteville
4/18	W, 2-1	Houston*	Fayetteville
4/24	W, 13-4	Texas Tech*	Lubbock, Texas
4/25	W, 8-5	Texas Tech*	Lubbock, Texas
4/25	L, 5-7	Texas Tech*	Lubbock, Texas
4/27	W, 6-4	SMS	Fayetteville
4/27	L, 3-4	SMS	Fayetteville
4/29	L, 6-11	Mississippi St.	Greenville, Miss.
5/1	W, 8-6	Oral Roberts	Tulsa, Okla.
5/2	L, 1-5	Oral Roberts	Tulsa, Okla.
5/2	L, 2-8	Oral Roberts	Tulsa, Okla.
5/15	L, 2-7	Houston!	Austin, Texas
5/16	W, 5-4	Rice!	Austin, Texas
5/17	W, 9-3	Houston!	Austin, Texas
5/18	L, 1-11	Texas!	Austin, Texas

* - SWC Game

I - SWC Tournament

1982 (40-15-2; 13-8 3rd SWC) Norm DeBriyn

Date	Result	Opponent	Location
2/20	W, 7-2	Missouri Southern	Fayetteville
2/20	W, 14-2	Missouri Southern	Fayetteville
2/26	W, 5-0	Northeastern (Okla.) St.	Fayetteville
2/26	W, 7-1	Northeastern (Okla.) St.	Fayetteville
3/2	L, 0-3	Southern Illinois	Fayetteville
3/2	W, 2-1	Southern Illinois	Fayetteville
3/7	W, 3-1	Northwest Missouri St.	Fayetteville
3/7	W, 4-1	Northwest Missouri St.	Fayetteville
3/8	W, 3-0	Northwest Missouri St.	Fayetteville
3/8	T, 7-7	Northwest Missouri St.	Fayetteville
3/9	W, 12-4	South Dakota	Fayetteville
3/9	W, 10-0	South Dakota	Fayetteville
3/13	W, 1-1	TCU*	Fayetteville
3/13	W, 2-1	TCU*	Fayetteville
3/13	W, 8-4	TCU*	Fayetteville
3/14	W, 11-1	Missouri Western	Fayetteville
3/15	W, 11-0	Missouri Western	Fayetteville
3/15	W, 7-0	Missouri Western	Fayetteville
3/16	W, 5-1	Evangel	Fayetteville
3/16	W, 4-1	Evangel	Fayetteville
3/17	W, 10-2	North Dakota State	Fayetteville
3/17	W, 10-1	North Dakota State	Fayetteville
3/19	W, 8-2	Baylor*	Waco, Texas
3/20	W, 8-7	Baylor*	Waco, Texas
3/20	L, 4-5 (IO)	Baylor*	Waco, Texas
3/21	W, 5-3	Indiana	Fayetteville
3/26	T, 4-4 (II)	Rice*	Fayetteville
3/27	W, 2-1	Rice*	Fayetteville
3/27	W, 17-2	Rice*	Fayetteville
3/28	W, 6-1	Rice*	Fayetteville
4/2	W, 8-1	Texas*	Austin, Texas
4/3	L, 5-11	Texas*	Austin, Texas
4/3	L, 2-5	Texas*	Austin, Texas
4/9	W, 6-5	Texas A&M*	Fayetteville
4/10	L, 2-5	Texas A&M*	Fayetteville
4/10	W, 16-9	Texas A&M*	Fayetteville
4/11	W, 7-2	Ole Miss	Fayetteville
4/16	L, 3-7	Houston*	Houston, Texas
4/17	L, 0-2	Houston*	Houston, Texas
4/17	W, 1-0 (IO)	Houston*	Houston, Texas
4/20	W, 9-8	SMS	Fayetteville

4/20	W, 6-2	SMS	Fayetteville
4/23	W, 7-6	Texas Tech*	Fayetteville
4/24	L, 3-4	Texas Tech*	Fayetteville
4/24	L, 8-11	Texas Tech*	Fayetteville
4/28	L, 7-8	Mississippi St.	Greenville, Miss.
4/30	W, 4-2	Dallas Baptist	Fayetteville
4/30	W, 6-1	Dallas Baptist	Fayetteville
5/1	L, 1-3	Dallas Baptist	Fayetteville
5/1	W, 7-2	Dallas Baptist	Fayetteville
5/8	W, 10-3	Oral Roberts	Fayetteville
5/8	L, 1-9	Oral Roberts	Fayetteville
5/9	L, 4-9	Oral Roberts	Tulsa, Okla.
5/9	W, 10-4	Oral Roberts	Tulsa, Okla.
5/14	W, 9-6	Houston!	College Station, Texas
5/15	L, 0-8	Texas!	College Station, Texas
5/16	L, 8-9	Houston!	College Station, Texas

* - SWC Game

I - SWC Tournament

1983 (44-21; 13-8 2nd SWC) Norm DeBriyn

Date	Result	Opponent	Location
2/18	W, 8-7	Texas Wesleyan	Fayetteville
2/19	L, 0-2	Texas Wesleyan	Fayetteville
2/19	W, 11-5	Texas Wesleyan	Fayetteville
2/22	W, 19-3	Northeastern (Okla.) St.	Fayetteville
2/25	W, 11-3	Missouri Southern	Fayetteville
2/25	W, 8-6	Missouri Southern	Fayetteville
2/26	W, 10-1	Southwest Baptist	Fayetteville
2/26	W, 8-2	Southwest Baptist	Fayetteville
3/1	L, 3-7	Southern Illinois	Fayetteville
3/1	W, 6-2	Southern Illinois	Fayetteville
3/5	L, 4-11	Oklahoma	Norman, Okla.
3/5	W, 14-3	Oklahoma	Norman, Okla.
3/6	W, 13-4	Oklahoma City	Oklahoma City, Okla.
3/6	W, 7-2	Oklahoma	Norman, Okla.
3/11	W, 8-5	Baylor*	Fayetteville
3/12	W, 5-3	Baylor*	Fayetteville
3/12	L, 2-3	Baylor*	Fayetteville
3/13	W, 12-1	Kansas State	Fayetteville
3/14	W, 9-4	Missouri Western	Fayetteville
3/14	W, 13-2	Missouri Western	Fayetteville
3/15	W, 7-5	Central Mo. State	Fayetteville
3/15	W, 5-0	Central Mo. State	Fayetteville
3/16	W, 12-3	Central Mo. State	Fayetteville
3/16	W, 8-1	Central Mo. State	Fayetteville
3/17	W, 5-0	Notre Dame	Fayetteville
3/19	L, 1-6	Rice*	Houston, Texas
3/19	L, 2-3 (I2)	Rice*	Houston, Texas
3/20	W, 7-4 (IO)	Rice*	Houston, Texas
3/27	L, 4-9	Texas*	Little Rock, Ark.
3/27	L, 1-6	Texas*	Little Rock, Ark.
3/27	L, 9-11	Texas*	Little Rock, Ark.
4/1	W, 10-8	Texas A&M*	College Station, Texas
4/2	W, 3-0	Texas A&M*	College Station, Texas
4/2	W, 10-9	Texas A&M*	College Station, Texas
4/3	W, 8-5	Minnesota	Fayetteville
4/10	W, 1-0	Houston*	Fayetteville
4/10	L, 8-12	Houston*	Fayetteville
4/11	W, 9-1	Houston*	Fayetteville
4/16	W, 7-1	Texas Tech*	Lubbock, Texas
4/16	W, 8-7	Texas Tech*	Lubbock, Texas
4/17	L, 9-10	Texas Tech*	Lubbock, Texas
4/19	W, 6-3	SMS	Springfield, Mo.
4/19	L, 2-3	SMS	Springfield, Mo.
4/23	W, 4-3	TCU*	Fort Worth, Texas
4/23	W, 10-5	TCU*	Fort Worth, Texas
4/24	W, 9-3	TCU*	Fort Worth, Texas
4/26	L, 2-9	Mississippi St.	Greenville, Miss.
4/27	W, 5-3	Mississippi State	Helena, Ark.
4/29	L, 9-19	Dallas Baptist	Fort Smith, Ark.
4/30	W, 8-4	Dallas Baptist	Fayetteville
4/30	W, 8-7	Dallas Baptist	Fayetteville
5/6	W, 6-3	Oral Roberts	Fayetteville
5/6	W, 11-3	Oral Roberts	Fayetteville
5/7	L, 3-8	Oral Roberts	Tulsa, Okla.
5/7	W, 4-1	Oral Roberts	Tulsa, Okla.
5/13	W, 4-3	Houston!	Austin, Texas
5/14	L, 2-9	Texas!	Austin, Texas
5/15	W, 9-7	Houston!	Austin, Texas
5/15	W, 5-4	Texas!	Austin, Texas
5/16	L, 0-14	Texas!	Austin, Texas
5/20	L, 3-5	Coastal Carolina	Fayetteville
5/21	L, 7-13	Coastal Carolina	Fayetteville
5/21	W, 6-4	Coastal Carolina	Fayetteville
5/26	L, 6-7	Oral Roberts+	Stillwater, Okla.
5/27	L, 3-6	Wichita State+	Stillwater, Okla.

* - SWC Game


I - SWC Tournament

+ - NCAA Midwest Regional

1984 (40-16; 12-9 4th SWC) Norm DeBriyn

Date	Result	Opponent	Location
2/17	W, 6-2	Texas Wesleyan	Fayetteville
2/18	W, 9-8	Texas Wesleyan	Fayetteville
2/18	W, 13-5	Texas Wesleyan	Fayetteville
2/25	W, 3-2	Eastern Michigan	Lakeland, Fla.
2/26	L, 10-15	Western Michigan	Lakeland, Fla.
2/27	L, 0-4	Missouri	Lakeland, Fla.
2/29	W, 8-1	Eastern Michigan	Lakeland, Fla.

3/1	W, 13-8	Western Michigan	Lakeland, Fla.
3/1	W, 5-1	Florida Southern	Lakeland, Fla.
3/2	W, 9-4	Western Michigan	Lakeland, Fla.
3/2	W, 4-1	Eastern Michigan	Lakeland, Fla.
3/10	W, 3-2	Indiana State	Fayetteville
3/10	W, 7-3	Indiana State	Fayetteville
3/11	W, 6-3	Indiana State	Fayetteville
3/13	W, 18-5	Illinois	Fayetteville
3/14	W, 6-5	Illinois	Fayetteville
3/16	W, 10-9	Baylor*	Waco, Texas
3/17	L, 7-8	Baylor*	Waco, Texas
3/17	W, 10-3	Baylor*	Waco, Texas
3/19	W, 8-2	Dallas Baptist	Fayetteville
3/20	L, 3-6	Dallas Baptist	Fayetteville
3/20	W, 3-0	Dallas Baptist	Fayetteville
3/21	W, 21-0	Southwest Baptist	Fayetteville
3/21	W, 33-4	Southwest Baptist	Fayetteville
3/22	W, 6-0	Eastern Illinois	Fayetteville
3/22	W, 16-2	Eastern Illinois	Fayetteville
3/23	W, 6-2	School of Ozarks	Fayetteville
3/25	W, 5-3	Rice*	Fayetteville
3/25	W, 6-3	Rice*	Fayetteville
3/26	L, 2-5	Rice*	Fayetteville
3/30	L, 2-7	Texas*	Austin, Texas
3/31	L, 5-7	Texas*	Austin, Texas
3/31	W, 13-4	Texas*	Austin, Texas
4/6	L, 10-10	Texas A&M*	Fayetteville
4/7	W, 1-0	Texas A&M*	Fayetteville
4/7	W, 4-0	Texas A&M*	Fayetteville
4/9	W, 12-1	Missouri Southern	Fayetteville
4/14	L, 5-6	Houston*	Houston, Texas
4/14	W, 17-4	Houston*	Houston, Texas
4/15	L, 3-4	Houston*	Houston, Texas
4/17	W, 9-5	SMS	Fayetteville
4/17	W, 5-1	SMS	Fayetteville
4/20	L, 6-8	Texas Tech*	Fayetteville
4/21	L, 8-9	Texas Tech*	Fayetteville
4/21	W, 9-7	Texas Tech*	Fayetteville
4/24	L, 8-9	Mississippi St.	Greenville, Miss.
4/25	W, 10-9 (10)	Mississippi St.	Little Rock, Ark.
4/28	W, 6-5	TCU*	Fayetteville
4/28	W, 8-5	TCU*	Fayetteville
4/29	W, 6-5 (10)	TCU*	Fayetteville
5/4	W, 13-1	Oral Roberts	Fayetteville
5/4	W, 12-4	Oral Roberts	Fayetteville
5/5	L, 8-9	Oral Roberts	Tulsa, Okla.
5/5	W, 3-1	Oral Roberts	Tulsa, Okla.
5/11	L, 1-8	Texas!	Austin, Texas
5/12	L, 1-8	Rice!	Austin, Texas



Jeff King was the heart of a dangerous Razorback lineup in the mid-1980s, finishing his career as the all-time leader in home runs, runs batted in, runs scored and total bases.

5/3	W, 10-4	Kansas	Fayetteville
5/4	W, 6-5	Kansas	Fayetteville
5/4	W, 6-2	Kansas	Fayetteville
5/6	W, 14-4	Oklahoma Christian	Fayetteville
5/9	W, 6-4	Oral Roberts	Fayetteville
5/10	W, 5-1	Oral Roberts	Fayetteville
5/11	W, 9-5	Oral Roberts	Tulsa, Okla.
5/15	W, 11-2	Louisiana-Lafayette	Fayetteville
5/17	W, 6-4	Baylor	Fayetteville
5/18	W, 9-5	Texas!	Fayetteville
5/19	W, 10-6	Texas!	Fayetteville
5/23	W, 20-13	Eastern Kentucky+	Tallahassee, Fla.
5/24	W, 13-9	George Mason+	Tallahassee, Fla.
5/25	W, 7-6	Florida State+	Tallahassee, Fla.
5/26	W, 7-5	Georgia Tech+	Tallahassee, Fla.
5/31	W, 1-0	South Carolina#	Omaha, Neb.
6/3	L, 4-5	Mississippi State#	Omaha, Neb.
6/6	W, 10-4	Stanford#	Omaha, Neb.
6/8	L, 7-8	Texas#	Omaha, Neb.

* - SWC Game

! - SWC Tournament

++ - NCAA South II Regional

- College World Series

1986 (43-17; 15-6 3rd SWC) Norm DeBriyn

Date	Result	Opponent	Location
2/15	W, 10-0	North Texas	Fayetteville
2/15	W, 9-0	North Texas	Fayetteville
2/16	W, 26-1	North Texas	Fayetteville
2/20	L, 7-8	Kansas State	Fayetteville
2/22	L, 7-8	LSU	Baton Rouge, La.
2/23	W, 7-6	LSU	Baton Rouge, La.
2/24	L, 0-3	Tulane	New Orleans, La.
2/25	L, 3-5	Nicholls State	Thibodaux, La.
2/26	L, 3-5	La-Lafayette	Lafayette, La.
2/27	W, 12-2	Louisiana Tech	Ruston, La.
3/1	W, 6-2	Memphis	Little Rock, Ark.
3/8	W, 6-5 (10)	Wichita State	Fayetteville
3/9	L, 1-5	Indiana State	Fayetteville
3/9	W, 2-1	Indiana State	Fayetteville
3/10	W, 12-3	Indiana State	Fayetteville
3/11	W, 12-0	Missouri Western	Fayetteville
3/15	W, 6-0	Rice*	Fayetteville
3/15	W, 10-5	Rice*	Fayetteville
3/15	W, 15-7	Rice*	Fayetteville
3/16	W, 4-0	Iowa State	Fayetteville
3/17	W, 12-5	Western Illinois	Fayetteville
3/18	W, 7-2	Western Illinois	Fayetteville
3/19	W, 14-3	Wisconsin-Osh Kosh	Fayetteville
3/19	W, 4-3	Wisconsin-Osh Kosh	Fayetteville
3/21	L, 0-8	Texas*	Austin, Texas
3/22	W, 3-0	Texas*	Austin, Texas
3/22	L, 3-12	Texas*	Austin, Texas
3/23	W, 18-8	Evansville	Fayetteville
3/24	W, 4-0	Evansville	Fayetteville
3/25	W, 9-8	Evansville	Fayetteville
3/28	L, 0-6	Texas A&M*	Fayetteville
3/29	W, 10-0	Texas A&M*	Fayetteville
3/29	L, 2-5	Texas A&M*	Fayetteville
4/1	L, 9-11	Oklahoma State	Fayetteville
4/4	W, 15-6	Houston*	Houston, Texas
4/5	W, 3-2	Houston*	Houston, Texas
4/5	W, 10-6	Houston*	Houston, Texas
4/8	W, 6-2	SMS	Fayetteville
4/11	W, 20-3	Texas Tech*	Fayetteville
4/12	W, 9-4	Texas Tech*	Fayetteville
4/12	W, 8-3	Texas Tech*	Fayetteville
4/15	L, 7-8	Oklahoma State	Stillwater, Okla.
4/18	W, 13-3	TCU*	Fayetteville
4/20	W, 7-6	TCU*	Fayetteville
4/20	W, 6-5 (10)	TCU*	Fayetteville
4/21	W, 15-4	Northeastern (Okla.) St.	Fayetteville
4/25	L, 8-10	Baylor*	Waco, Texas
4/26	L, 4-6	Baylor*	Waco, Texas
4/26	W, 10-7	Baylor*	Waco, Texas

4/30	W, 4-1	Missouri Southern	Fayetteville
5/2	W, 9-3	Murray State	Fayetteville
5/3	W, 3-2	Murray State	Fayetteville
5/8	W, 7-5	Oral Roberts	Fayetteville
5/9	W, 15-6	Oral Roberts	Tulsa, Okla.
5/11	W, 12-3	Wichita State	Wichita, Kan.
5/12	W, 9-8 (12)	Oral Roberts	Tulsa, Okla.
5/16	L, 0-4	Texas A&M!	College Station, Texas
5/22	W, 4-3	Oregon State+	Stillwater, Okla.
5/23	L, 0-2	Stanford+	Stillwater, Okla.
5/24	L, 0-1	Oregon State+	Stillwater, Okla.

* - SWC Game

! - SWC Tournament

++ - NCAA Midwest Regional

1987 (51-16-1; 17-4 2nd SWC) Norm DeBriyn

Date	Result	Opponent	Location
2/14	W, 3-1	Memphis	Memphis, Tenn.
2/14	T, 2-2	Memphis	Memphis, Tenn.
2/21	W, 21-5	Memphis	Fayetteville
2/22	W, 14-7	Memphis	Fayetteville
2/23	W, 4-3	Missouri Southern	Fayetteville
2/23	W, 13-10	Missouri Southern	Fayetteville
2/25	L, 4-6	Hawaii Pacific	Honolulu, Hawaii
2/26	W, 10-7	Hawaii Pacific	Honolulu, Hawaii
2/27	L, 4-8	Hawaii	Honolulu, Hawaii
2/28	L, 5-6 (10)	Hawaii	Honolulu, Hawaii
3/1	W, 9-7 (10)	Hawaii	Honolulu, Hawaii
3/2	W, 7-4	Hawaii	Honolulu, Hawaii
3/6	L, 3-4	Kansas State	Fayetteville
3/7	W, 12-7	Kansas State	Fayetteville
3/8	W, 13-4	North Texas	Fayetteville
3/9	W, 13-3	Lubbock Christian	Fayetteville
3/10	W, 20-10	Saint Louis	Fayetteville
3/11	W, 9-0	Saint Louis	Fayetteville
3/11	W, 15-5	Saint Louis	Fayetteville
3/13	W, 10-3	Northern Iowa	Fayetteville
3/14	W, 8-3	Western Kentucky	Fayetteville
3/15	W, 5-2	Western Kentucky	Fayetteville
3/15	L, 5-11	Washington State	Fayetteville
3/20	W, 17-10	Texas A&M*	College Station, Texas
3/21	W, 8-2	Texas A&M*	College Station, Texas
3/21	W, 7-3	Texas A&M*	College Station, Texas
3/25	L, 1-8	Oklahoma State	Stillwater, Okla.
3/27	L, 3-4	Houston*	Fayetteville
3/28	W, 10-3	Houston*	Fayetteville
3/28	W, 12-6	Houston*	Fayetteville
3/31	W, 11-2	Missouri-St. Louis	Fayetteville
3/31	W, 14-2	Missouri-St. Louis	Fayetteville
4/3	W, 2-0	Texas Tech*	Lubbock, Texas
4/4	W, 8-6	Texas Tech*	Lubbock, Texas
4/4	W, 9-0	Texas Tech*	Lubbock, Texas
4/7	W, 16-2	Evangel	Fayetteville
4/10	W, 9-7	TCU*	Fort Worth, Texas
4/11	L, 6-7	TCU*	Fort Worth, Texas
4/11	W, 13-7	TCU*	Fort Worth, Texas
4/15	W, 12-11	Oklahoma	Fayetteville
4/17	W, 5-3	Baylor*	Fayetteville
4/18	W, 8-0	Baylor*	Fayetteville
4/18	W, 6-5	Baylor*	Fayetteville
4/20	W, 12-1	School of Ozarks	Fayetteville
4/21	W, 9-8	Oklahoma State	Fayetteville
4/24	W, 4-3	Rice*	Houston, Texas
4/25	W, 5-1	Rice*	Houston, Texas
4/25	W, 3-0	Rice*	Houston, Texas
4/28	W, 14-10	Southwest Okla. State	Fayetteville
4/29	W, 20-5	Missouri Southern	Fayetteville
5/1	L, 5-9	Texas*	Fayetteville
5/2	W, 9-3	Texas*	Fayetteville
5/2	L, 1-4	Texas*	Fayetteville
5/7	W, 14-4	Oral Roberts	Fayetteville
5/8	W, 17-5	Oral Roberts	Fayetteville
5/10	L, 2-10	Oral Roberts	Tulsa, Okla.
5/10	L, 11-12 (10)	Missouri	Columbia, Mo.
5/15	W, 4-3	Texas A&M!	Austin, Texas
5/17	L, 3-10	Texas!	Austin, Texas
5/17	W, 14-9	Houston!	Austin, Texas
5/18	L, 2-3	Texas!	Austin, Texas
5/22	W, 10-7	Middle Tenn.+	Huntsville, Ala.
5/22	W, 7-2	West Virginia+	Huntsville, Ala.
5/23	W, 6-5 (10)	Clemson+	Huntsville, Ala.
5/24	W, 4-2	Clemson+	Huntsville, Ala.
5/30	L, 6-13	Texas#	Omaha, Neb.
5/31	W, 5-4	Georgia#	Omaha, Neb.
6/3	L, 2-5	LSU#	Omaha, Neb.

* - SWC Game

! - SWC Tournament

++ - NCAA South I Regional

- College World Series

1989 (51-16; 17-4 T-1st SWC) Norm DeBriyn

Date	Result	Opponent	Location
2/19	W, 5-1	Wichita State	Fayetteville
2/24	W, 6-2	Missouri Southern	Fayetteville
2/25	W, 3-2	Kansas	Fayetteville
2/25	W, 7-0	Kansas	Fayetteville
2/26	W, 18-4	Kansas	Fayetteville
2/28	W, 8-4	Kentucky	Lakeland, Fla.
3/1	W, 2-1	Penn State	Lakeland, Fla.
3/1	L, 2-6	Kentucky	Lakeland, Fla.
3/2	L, 2-6	Western Michigan	Lakeland, Fla.
3/3	W, 8-2	Eckerd	Lakeland, Fla.
3/4	W, 15-0	Western Michigan	Lakeland, Fla.
3/10	W, 1-0	Iowa State	Fayetteville
3/11	W, 9-4	Iowa State	Fayetteville
3/12	W, 4-1	Nebraska	Fayetteville
3/13	W, 9-1	Stephen F. Austin	Fayetteville
3/14	W, 13-4	Wisconsin-Osh Kosh	Fayetteville
3/15	W, 9-4	Wisconsin-Osh Kosh	Fayetteville
3/17	W, 3-2	Northwestern St.	Shreveport, La.
3/18	L, 2-10	Oklahoma State	Shreveport, La.
3/19	L, 4-8	La-Lafayette	Shreveport, La.
3/20	W, 14-4	Northern Iowa	Fayetteville
3/21	W, 12-1	Southwest Baptist	Fayetteville
3/22	W, 14-5	School of Ozarks	Fayetteville
3/22	W, 10-0	School of Ozarks	Fayetteville
3/24	W, 10-1	Houston*	Fayetteville
3/25	W, 3-0	Houston*	Fayetteville
3/25	W, 8-3	Houston*	Fayetteville
3/27	W, 11-3	St. Olaf	Fayetteville
3/31	W, 12-0	Texas Tech*	Lubbock, Texas
4/1	W, 3-2	Texas Tech*	Lubbock, Texas
4/1	W, 6-5	Texas Tech*	Lubbock, Texas
4/4	W, 10-4	Oklahoma State	Stillwater, Okla.
4/5	W, 6-4	Evangel	Fayetteville
4/7	W, 5-4	TCU*	Fort Worth, Texas
4/8	W, 8-6	TCU*	Fort Worth, Texas
4/8	W, 11-3	TCU*	Fort Worth, Texas
4/9	W, 11-1	Southeastern (Okla.) St.	Fayetteville
4/10	L, 8-10	Dallas Baptist	Fayetteville
4/11	W, 7-4	Missouri	Columbia, Mo.
4/14	W, 8-4	Baylor*	Fayetteville

4/15	W, 9-1	Baylor*	Fayetteville
4/15	W, 10-3	Baylor*	Fayetteville
4/19	W, 9-8	Northeastern (Okla.) St.	Fayetteville
4/21	W, 10-2	Rice*	Houston, Texas
4/22	L, 1-3	Rice*	Houston, Texas
4/22	W, 8-4	Rice*	Houston, Texas
4/26	L, 2-3	Oklahoma	Fayetteville
4/28	L, 4-5	Texas*	Fayetteville
4/29	W, 8-4	Texas*	Fayetteville
4/29	W, 14-7	Texas*	Fayetteville
4/30	W, 9-4	Kansas State	Fayetteville
5/1	L, 2-7	Kansas State	Fayetteville
5/5	W, 11-9 (16)	Texas A&M*	College Station, Texas
5/6	L, 2-3	Texas A&M*	College Station, Texas
5/7	L, 0-9	Texas A&M*	College Station, Texas
5/10	W, 10-6	Oklahoma State	Fayetteville
5/18	L, 3-8	Texas!	College Station, Texas
5/19	W, 5-4	Houston!	College Station, Texas
5/20	L, 1-9	Texas!	College Station, Texas
5/25	L, 5-7	Le Moyne+	Waterbury, Conn.
5/26	W, 8-2	George Wa.+	Waterbury, Conn.
5/28	W, 9-2	Illinois+	Waterbury, Conn.
5/29	W, 1-0	Arizona St.+	Waterbury, Conn.
5/29	W, 6-5	Le Moyne+	Waterbury, Conn.
6/2	L, 1-3	Wichita State#	Omaha, Neb.
6/4	W, 7-3	North Carolina#	Omaha, Neb.
6/6	L, 4-8	Wichita State#	Omaha, Neb.

* - SWC Game

! - SWC Tournament

++ - NCAA Midwest Regional

- College World Series

1990 (47-15; 16-5 1st SWC) Norm DeBriyn

Date	Result	Opponent	Location
2/16	W, 12-6	Missouri Southern	Fayetteville
2/17	W, 2-1	Kansas State	Fayetteville
2/17	W, 5-1	Kansas State	Fayetteville
2/18	L, 4-5	Kansas State	Fayetteville
2/24	L, 4-10	Kansas	Fayetteville
2/25	W, 3-2	Kansas	Fayetteville
3/2	W, 12-11	SMS	Fayetteville
3/3	W, 14-4	Saint Louis	Fayetteville
3/3	W, 10-7	Saint Louis	Fayetteville
3/4	W, 9-1	Northwood Inst.	Fayetteville
3/8	W, 17-9	Northwest Mo. St.	Fayetteville
3/9	W, 8-1	Wisconsin	Fayetteville
3/9	L, 4-6	Wisconsin	Fayetteville
3/10	W, 9-0	Wisconsin	Fayetteville
3/10	W, 16-2	Wisconsin	Fayetteville
3/12	W, 5-1	George Washington	Fresno, Calif.
3/13	L, 5-6	BYU	Fresno, Calif.
3/14	W, 7-4	Gonzaga	Fresno, Calif.
3/15	W, 14-0	Maine	Fresno, Calif.
3/16	W, 9-2	Eastern Michigan	Fresno, Calif.
3/17	W, 6-4	Fresno State	Fresno, Calif.
3/19	W, 7-5	Wisconsin-Osh Kosh	Fayetteville
3/20	W, 13-2	Wisconsin-Osh Kosh	Fayetteville
3/21	W, 6-3	Louisiana Tech	Fayetteville
3/21	W, 4-1	Louisiana Tech	Fayetteville
3/23	W, 6-1	Houston*	Houston, Texas
3/24	W, 6-4	Houston*	Houston, Texas
3/24	L, 0-6	Houston*	Houston, Texas
3/27	W, 8-3	Evangel	Fayetteville
3/30	W, 6-5	Texas Tech*	Fayetteville
3/31	W, 7-6	Texas Tech*	Fayetteville
3/31	W, 12-4	Texas Tech*	Fayetteville
4/1	W, 4-2	Indiana State	Fayetteville
4/4	L, 1-5	School of Ozarks	Fayetteville
4/6	W, 10-3	TCU*	Fayetteville
4/7	W, 4-3	TCU*	Fayetteville
4/7	W, 7-3	TCU*	Fayetteville
4/8	W, 9-5	Centenary	Fayetteville
4/13	W, 13-3	Baylor*	Waco, Texas
4/14	L, 1-2	Baylor*	Waco, Texas
4/14	W, 3-2	Baylor*	Waco, Texas
4/16	W, 10-6	Dallas Baptist	Fayetteville
4/17	W, 12-5	Northeastern State	Fayetteville
4/18	W, 7-2	SMS	Fayetteville
4/20	W, 9-1	Rice*	Fayetteville
4/21	L, 1-2 (II)	Rice*	Fayetteville
4/21	W, 6-5	Rice*	Fayetteville
4/23	W, 10-3	Oral Roberts	Fayetteville
4/24	W, 7-5	Oklahoma St.	Stillwater, Okla.
4/27	W, 13-11	Texas*	Austin, Texas
4/28	L, 3-4	Texas*	Austin, Texas
4/28	W, 6-5	Texas*	Austin, Texas
5/5	L, 3-4	Texas A&M*	Fayetteville
5/5	W, 6-2	Texas A&M*	Fayetteville
5/6	W, 13-4	Texas A&M*	Fayetteville
5/12	W, 6-4	Wichita State	Wichita, Kan.
5/13	L, 0-3	Wichita State	Wichita, Kan.



Phillip Stidham was dominant for the Razorbacks in the late 1980s and early 1990s. He was a freshman All-American in 1989 and three-time All-SWC selection during his career at Arkansas.

1991 (40-22; 10-11 T-4th SWC) Norm DeBriyn

Date	Result	Opponent	Location
2/12	W, 6-2	Northeastern (Okla.) St	Fayetteville
2/15	W, 7-5	Missouri Southern	Fayetteville
2/16	L, 0-6	Kansas State	Fayetteville
2/16	W, 3-2	Kansas State	Fayetteville
2/17	W, 3-2 (10)	Kansas State	Fayetteville
2/19	W, 15-5	School of Ozarks	Fayetteville
2/21	W, 2-1	Oral Roberts	Fayetteville
2/22	W, 8-1	Kansas	Fayetteville
2/23	W, 6-5	Kansas	Fayetteville
2/24	W, 17-3	Kansas	Fayetteville
2/27	W, 12-2	Hawaii Pacific	Honolulu, Hawaii
2/28	W, 5-4	Hawaii Pacific	Honolulu, Hawaii
3/1	L, 3-9	Hawaii	Honolulu, Hawaii
3/2	W, 17-9	Hawaii	Honolulu, Hawaii
3/2	L, 1-2	Hawaii	Honolulu, Hawaii
3/6	W, 4-3	Nebraska	Fayetteville
3/6	L, 3-5	Nebraska	Fayetteville
3/8	L, 3-4	Rice*	Houston, Texas
3/9	W, 8-4	Rice*	Houston, Texas
3/9	L, 8-9	Rice*	Houston, Texas
3/11	W, 6-5	Eastern Michigan	Fayetteville
3/12	W, 12-4	Eastern Michigan	Fayetteville
3/13	W, 7-5	Northwest Missouri St	Fayetteville
3/14	W, 8-3	New Mexico St.	Shreveport, La
3/15	L, 2-3	New Orleans	Shreveport, La
3/16	L, 2-11	La-Lafayette	Shreveport, La
3/17	W, 7-3	Centenary	Shreveport, La
3/18	W, 3-0	Wisconsin-Osh Kosh	Fayetteville
3/19	L, 5-9	Oklahoma State	Stillwater, Okla
3/20	W, 11-2	Oklahoma	Norman, Okla
3/22	L, 3-9	Texas A&M*	College Station, Texas
3/23	L, 0-2	Texas A&M*	College Station, Texas
3/23	W, 7-4	Texas A&M*	College Station, Texas
3/27	W, 14-2	Lamar	Fayetteville
3/28	W, 6-5	Lamar	Fayetteville
3/29	L, 3-4	Houston*	Fayetteville
3/30	W, 6-2	Houston*	Fayetteville
3/30	L, 5-6	Houston*	Fayetteville
4/2	W, 10-0	Evangel	Fayetteville
4/5	L, 1-4	Texas Tech*	Lubbock, Texas
4/6	W, 18-10	Texas Tech*	Lubbock, Texas
4/6	W, 6-2	Texas Tech*	Lubbock, Texas
4/8	W, 6-2	Central Oklahoma	Fayetteville
4/9	W, 9-4	Oklahoma State	Fayetteville
4/12	L, 1-4	TCU*	Fort Worth, Texas
4/13	W, 12-2	TCU*	Fort Worth, Texas
4/14	W, 12-6	TCU*	Fort Worth, Texas
4/16	L, 3-11	Missouri	Columbia, Mo.
4/19	W, 13-5	Baylor*	Fayetteville
4/20	W, 7-6	Baylor*	Fayetteville
4/20	L, 6-7	Baylor*	Fayetteville
4/22	L, 4-7	Dallas Baptist	Fayetteville
4/24	W, 1-0	SMS	Fayetteville
4/26	L, 3-7	Indiana State	Terre Haute, Ind.
4/27	W, 6-5	Indiana State	Terre Haute, Ind.
4/27	W, 8-3	Indiana State	Terre Haute, Ind.
4/30	L, 4-6	SMS	Springfield, Mo.
5/3	L, 2-4	Texas*	Fayetteville
5/4	L, 2-3	Texas*	Fayetteville
5/4	W, 4-2	Texas*	Fayetteville
5/11	W, 10-1	Wichita State	Fayetteville
5/12	W, 6-5	Wichita State	Fayetteville

* - SWC Game

1992 (31-26; 10-13 3rd SEC West) Norm DeBriyn

Date	Result	Opponent	Location
2/14	W, 12-1	Missouri Southern	Fayetteville
2/15	L, 13-18	Kansas State	Fayetteville
2/15	W, 13-0	Kansas State	Fayetteville

2/16	W, 19-9	Kansas State	Fayetteville
2/21	W, 13-5	Kansas	Fayetteville
2/22	L, 4-7	Kansas	Fayetteville
2/23	L, 1-4	Kansas	Fayetteville
2/28	W, 9-1	Central Missouri St	Fayetteville
2/29	W, 6-5 (11)	Northwestern State	Fayetteville
3/1	W, 7-2	Northwestern State	Fayetteville
3/4	W, 15-8	SMS	Fayetteville
3/6	W, 14-3	Illinois State	Fayetteville
3/7	W, 6-5 (10)	Illinois State	Fayetteville
3/8	W, 15-4	Illinois State	Fayetteville
3/12	L, 1-6	Gonzaga	Seattle, Wash.
3/13	L, 4-8	Washington State	Seattle, Wash.
3/14	W, 1-0	Tennessee	Seattle, Wash.
3/15	W, 8-1	Pacific Lutheran	Seattle, Wash.
3/16	L, 7-11	Kansas State	Manhattan, Kan.
3/17	L, 5-6	Kansas	Lawrence, Kan.
3/18	L, 2-3	Wisconsin-Osh Kosh	Fayetteville
3/21	W, 10-0	Georgia*	Athens, Ga.
3/21	W, 5-3	Georgia*	Athens, Ga.
3/25	L, 3-5	Oral Roberts	Fayetteville
3/26	W, 13-3	School of Ozarks	Fayetteville
3/28	W, 8-3	South Carolina*	Fayetteville
3/28	W, 7-2	South Carolina*	Fayetteville
3/29	L, 11-20	South Carolina*	Fayetteville
3/30	W, 10-0	Evangel	Fayetteville
3/31	L, 4-7	Oklahoma State	Fayetteville
4/4	L, 6-14	Kentucky*	Lexington, Ky.
4/4	W, 10-9	Kentucky*	Lexington, Ky.
4/5	L, 7-10	Kentucky*	Lexington, Ky.
4/7	W, 5-4	Wichita State	Wichita, Kan.
4/8	L, 4-22	Wichita State	Wichita, Kan.
4/11	W, 9-7	Auburn*	Fayetteville
4/11	W, 4-1	Auburn*	Fayetteville
4/12	L, 4-14	Auburn*	Fayetteville
4/14	W, 6-5	Northeastern St.	Fayetteville
4/18	L, 2-12	LSU*	Baton Rouge, La.
4/18	L, 4-12	LSU*	Baton Rouge, La.
4/19	L, 4-8	LSU*	Baton Rouge, La.
4/21	W, 9-8 (10)	Centenary	Fayetteville
4/23	W, 13-3	Dallas Baptist	Fayetteville
4/25	L, 0-2	Mississippi State*	Starkville, Miss.
4/25	L, 2-3	Mississippi St.*	Starkville, Miss.
4/26	L, 6-7	Mississippi St.*	Starkville, Miss.
4/30	W, 12-10	SMS	Springfield, Mo.
5/2	L, 2-11	Alabama*	Fayetteville
5/2	L, 3-4	Alabama*	Fayetteville
5/3	W, 7-3	Alabama*	Fayetteville
5/9	L, 4-8	Ole Miss*	Fayetteville
5/9	W, 15-3	Ole Miss*	Fayetteville
5/10	W, 10-0	Ole Miss*	Fayetteville
5/13	W, 8-6	S. Carolina!	New Orleans, La.
5/14	L, 1-8	LSU!	New Orleans, La.
5/15	L, 5-9	S. Carolina!	New Orleans, La.

* - SEC Game
I - SEC Tournament

1993 (33-26; 11-16 4th SEC West) Norm DeBriyn

Date	Result	Opponent	Location
2/13	W, 17-1	Missouri Southern	Fayetteville
2/14	W, 10-5	Missouri Southern	Fayetteville
2/21	W, 10-1	Kansas State	Fayetteville
2/22	W, 21-5	Southwest Baptist	Fayetteville
2/27	L, 1-3	Kansas	Fayetteville
2/27	W, 6-4	Kansas	Fayetteville
2/28	W, 9-2	Kansas	Fayetteville
3/5	W, 11-4	Minnesota	Minneapolis, Minn.
3/6	L, 2-3	Ga Tech	Minneapolis, Minn.
3/7	L, 5-6	Cal St Fullerton	Minneapolis, Minn.
3/13	W, 8-3	Eastern Illinois	Fayetteville
3/14	W, 8-7	Eastern Illinois	Fayetteville
3/14	W, 7-1	Eastern Illinois	Fayetteville
3/15	L, 3-6	Memphis	Memphis, Tenn.

3/17	L, 7-8	Memphis	Memphis, Tenn.
3/20	W, 12-2	Northern Illinois	Fayetteville
3/21	W, 11-3	Northern Illinois	Fayetteville
3/21	W, 11-5	Northern Illinois	Fayetteville
3/23	W, 8-0	Oklahoma	Fayetteville
3/24	W, 8-4	SMS	Fayetteville
3/25	W, 5-2	Northeastern St.	Fayetteville
3/27	W, 7-2	Georgia*	Fayetteville
3/27	W, 11-1	Georgia*	Fayetteville
3/28	W, 5-4 (10)	Georgia*	Fayetteville
3/30	W, 4-3	Wichita State	Fayetteville
3/31	W, 13-5	Oral Roberts	Fayetteville
4/3	L, 11-18	South Carolina*	Columbia, S.C.
4/3	L, 1-8	South Carolina*	Columbia, S.C.
4/4	L, 3-5	South Carolina*	Columbia, S.C.
4/5	L, 1-9	Wichita State	Wichita, Kan.
4/9	W, 1-0	Kentucky*	Fayetteville
4/10	L, 3-9	Kentucky*	Fayetteville
4/10	W, 8-4	Kentucky*	Fayetteville
4/17	W, 8-7	Auburn*	Auburn, Ala.
4/17	L, 1-6	Auburn*	Auburn, Ala.
4/18	L, 3-8	Auburn*	Auburn, Ala.
4/19	W, 4-1	Oklahoma State	Fayetteville
4/20	W, 16-1	Oral Roberts	Tulsa, Okla.
4/21	L, 7-9	Northeastern (Okla.) St	Fayetteville
4/24	L, 0-3	LSU*	Fayetteville
4/24	L, 2-4	LSU*	Fayetteville
4/25	L, 2-8	LSU*	Fayetteville
4/26	L, 1-4	Oklahoma State	Stillwater, Okla.
4/28	L, 10-11	SMS	Springfield, Mo.
5/1	L, 3-5	Mississippi State*	Fayetteville
5/1	L, 4-6	Mississippi State*	Fayetteville
5/2	W, 8-3	Mississippi State*	Fayetteville
5/8	L, 2-4	Alabama*	Tuscaloosa, Ala.
5/8	W, 8-1	Alabama*	Tuscaloosa, Ala.
5/9	L, 1-10	Alabama*	Tuscaloosa, Ala.
5/12	W, 5-1	Lamar	Fayetteville
5/13	W, 12-10	Lamar	Fayetteville
5/13	L, 7-14	Lamar	Fayetteville
5/15	W, 8-7	Ole Miss*	Oxford, Miss.
5/15	W, 5-1	Ole Miss*	Oxford, Miss.
5/16	L, 1-3	Ole Miss*	Oxford, Miss.
5/20	W, 5-2	Mississippi St.!	Baton Rouge, La.
5/21	L, 1-3	Auburn!	Baton Rouge, La.
5/22	L, 7-13	LSU!	Baton Rouge, La.

* - SEC Game

I - SEC Tournament

1994 (30-27; 13-13 4th SEC West) Norm DeBriyn

Date	Result	Opponent	Location
2/11	L, 3-7	TCU	Fort Worth, Texas
2/12	L, 4-21	TCU	Fort Worth, Texas
2/13	L, 4-6 (13)	TCU	Fort Worth, Texas
2/18	L, 3-5	Kansas	Fayetteville
2/19	L, 2-4	Kansas	Fayetteville
2/20	W, 5-3	Kansas	Fayetteville
2/22	W, 15-6	Southwest Baptist	Fayetteville
2/25	W, 22-4	Kansas State	Fayetteville
2/26	L, 10-11	Kansas State	Fayetteville
2/27	W, 4-1	Kansas State	Fayetteville
3/2	W, 10-3	Missouri Southern	Fayetteville
3/4	W, 13-6	Southeastern (Okla.) State	Fayetteville
3/5	W, 11-5	Centenary	Fayetteville
3/6	W, 13-1	Centenary	Fayetteville
3/11	W, 4-2	Southern Miss	Fayetteville
3/12	W, 16-9	Southern Miss	Fayetteville
3/13	L, 8-9 (10)	Southern Miss	Fayetteville
3/15	W, 10-5	Oklahoma State	Fayetteville
3/16	W, 7-1	Memphis	Fayetteville
3/17	W, 6-3	Memphis	Fayetteville
3/19	L, 3-9	UNLV	Las Vegas, Nev.
3/20	L, 4-7 (11)	UNLV	Las Vegas, Nev.
3/21	L, 7-8	UNLV	Las Vegas, Nev.
3/23	W, 13-9	Oklahoma State	Stillwater, Okla.
3/25	L, 4-8	Tennessee*	Fayetteville
3/26	L, 11-12 (10)	Tennessee*	Fayetteville
3/27	W, 17-11	Tennessee*	Fayetteville
3/30	L, 7-8	Oral Roberts	Tulsa, Okla.
3/31	W, 7-4	Oral Roberts	Fayetteville
4/1	W, 6-0	Vanderbilt*	Nashville, Tenn.
4/2	W, 12-7	Vanderbilt*	Nashville, Tenn.
4/3	W, 7-5	Vanderbilt*	Nashville, Tenn.
4/6	L, 2-11	Oklahoma	Norman, Okla.
4/8	L, 2-5	Florida*	Gainesville, Fla.
4/9	L, 7-8	Florida*	Gainesville, Fla.
4/10	L, 2-3 (11)	Florida*	Gainesville, Fla.
4/12	L, 1-3	Oral Roberts	Tulsa, Okla.
4/15	W, 7-6	Auburn*	Fayetteville
4/16	L, 3-6	Auburn*	Fayetteville
4/17	W, 10-0	Auburn*	Fayetteville
4/19	W, 16-7	SMS	Springfield, Mo.
4/20	L, 2-12	Oral Roberts	Fayetteville
4/23	L, 3-11	LSU*	Baton Rouge, La.
4/23	L, 4-16	LSU*	Baton Rouge, La.
4/24	W, 6-5	LSU*	Baton Rouge, La.
4/27	W, 4-0	Northeastern (Okla.) State	Fayetteville
4/29	L, 9-10	Mississippi St.*	Starkville, Miss.
4/30	W, 12-11	Mississippi St.*	Starkville, Miss.
5/1	W, 14-4	Mississippi St.*	Starkville, Miss.
5/6	W, 6-5	Alabama*	Fayetteville
5/7	W, 14-6	Alabama*	Fayetteville

5/8	W, 7-3	Alabama*	Fayetteville
5/13	L, 6-12	Ole Miss*	Fayetteville
5/14	L, 2-7	Ole Miss*	Fayetteville
5/15	W, 8-5	Ole Miss*	Fayetteville
5/19	L, 1-3	Auburn!	Oxford, Miss.
5/20	L, 4-6	LSU!	Oxford, Miss.

* - SEC Game

I - SEC Western Division Tournament

1995 (38-23; 13-15 5th SEC West) Norm DeBriyn

Date	Result	Opponent	Location
2/10	W, 5-4	Missouri Southern	Fayetteville
2/17	W, 12-10	Kansas	Fayetteville
2/18	W, 8-2	Kansas	Fayetteville
2/19	W, 8-6	Kansas	Fayetteville
2/21	W, 10-1	Southwest Baptist	Fayetteville
2/24	W, 8-5	Evansville	Fayetteville
2/25	W, 6-5	Evansville	Fayetteville
2/26	L, 2-3	Evansville	Fayetteville
3/4	W, 9-7	TCU	Fayetteville
3/5	W, 8-4	TCU	Fayetteville
3/5	W, 3-2	TCU	Fayetteville
3/8	W, 9-8	Central Missouri St	Fayetteville
3/10	W, 10-1	Southern Miss.	Hattiesburg, Miss.
3/11	L, 3-4 (12)	Southern Miss.	Hattiesburg, Miss.
3/12	W, 8-2	Southern Miss.	Hattiesburg, Miss.
3/15	W, 7-4	Wisconsin-Osh Kosh	Fayetteville
3/17	W, 5-4	Oregon State	San Jose, Calif.
3/17	W, 10-3	Santa Clara	San Jose, Calif.
3/18	W, 12-8	San Jose State	San Jose, Calif.
3/19	W, 7-4	San Jose State	San Jose, Calif.
3/20	L, 6-18	Oklahoma State	Stillwater, Okla.
3/21	W, 7-0	Oral Roberts	Tulsa, Okla.
3/22	L, 9-22	Oklahoma State	Fayetteville
3/24	L, 0-7	Tennessee*	Knoxville, Tenn.
3/25	L, 4-5 (12)	Tennessee*	Knoxville, Tenn.
3/26	L, 4-5	Tennessee*	Knoxville, Tenn.
3/29	W, 11-0	Northeastern (Okla.) St	Fayetteville
3/31	W, 10-7	Vanderbilt*	Fayetteville
4/1	W, 15-5	Vanderbilt*	Fayetteville
4/2	L, 6-7 (10)	Vanderbilt*	Fayetteville
4/4	W, 8-2 (11)	Oral Roberts	Tulsa, Okla.
4/5	L, 1-5	Wichita State	Wichita, Kan.
4/7	W, 5-4	Florida*	Fayetteville
4/8	W, 13-5	Florida*	Fayetteville
4/9	L, 2-5	Florida*	Fayetteville
4/12	W, 10-6	Southeast Mo. St.	Fayetteville
4/14	L, 1-7	Auburn*	Auburn, Ala.
4/15	L, 1-3	Auburn*	Auburn, Ala.
4/16	L, 7-11	Auburn*	Auburn, Ala.
4/21	L, 3-10	LSU*	Fayetteville
4/23	L, 7-13	LSU*	Fayetteville
4/23	W, 5-3	LSU*	Fayetteville

3/10	W, 15-3	Tennessee*	Fayetteville
3/13	W, 5-0	Wichita State	Fayetteville
3/15	L, 2-5	Vanderbilt*	Fayetteville
3/16	W, 6-3	Vanderbilt*	Fayetteville
3/17	W, 16-11	Vanderbilt*	Fayetteville
3/18	L, 3-8	Kansas	Lawrence, Kan.
3/23	W, 16-9	Kentucky*	Lexington, Ky.
3/23	L, 5-6	Kentucky*	Lexington, Ky.
3/24	W, 7-5	Kentucky*	Lexington, Ky.
3/26	W, 8-3	Southeast Mo. St.	Fayetteville
3/29	W, 8-1	South Carolina*	Fayetteville
3/30	W, 2-1	South Carolina*	Fayetteville
3/31	L, 2-13	South Carolina*	Fayetteville
4/2	W, 3-2	Oral Roberts	Tulsa, Okla.
4/5	L, 3-7	Georgia*	Athens, Ga.
4/6	W, 4-3	Georgia*	Athens, Ga.
4/7	L, 6-7	Georgia*	Athens, Ga.
4/10	L, 7-8 (10)	Oral Roberts	Tulsa, Okla.
4/13	W, 9-2	Auburn*	Fayetteville
4/13	W, 9-6	Auburn*	Fayetteville
4/14	L, 2-4	Auburn*	Fayetteville
4/16	W, 4-2	Missouri Southern	Fayetteville
4/19	W, 3-2	LSU*	Baton Rouge, La.
4/20	L, 4-11	LSU*	Baton Rouge, La.
4/21	L, 4-9	LSU*	Baton Rouge, La.
4/24	W, 18-5	Oral Roberts	Fayetteville
4/26	L, 6-8	Mississippi St.*	Starkville, Miss.
4/27	W, 6-2	Mississippi St.*	Starkville, Miss.
4/28	L, 6-10	Mississippi St.*	Starkville, Miss.
5/1	W, 7-3	Northeastern (Okla.) St	Fayetteville
5/3	W, 9-3	Alabama*	Fayetteville
5/4	L, 3-7	Alabama*	Fayetteville
5/5	L, 2-3	Alabama*	Fayetteville
5/10	W, 18-4	Ole Miss*	Oxford, Miss.
5/11	L, 2-3	Ole Miss*	Oxford, Miss.
5/12	W, 8-3	Ole Miss*	Oxford, Miss.
5/15	L, 5-7	Kentucky!	Birmingham, Ala.
5/23	L, 5-6	Oklahoma St.+	Lubbock, Texas
5/24	L, 5-15	Southern Cal+	Lubbock, Texas


* - SEC Game

! - SEC Tournament

+ - NCAA Central II Regional

1997 (36-20; 15-14 5th SEC West) Norm DeBriyn

Date	Result	Opponent	Location
2/9	W, 10-6	Louisiana-Monroe	Fayetteville
2/11	W, 24-1	Missouri Southern	Fayetteville
2/14	W, 26-6	Iowa	Arlington, Texas
2/15	L, 6-7	Kansas State	Arlington, Texas
2/16	W, 11-1	Texas-Arlington	Arlington, Texas
2/19	W, 14-6	Oklahoma City	Fayetteville
2/22	W, 8-4	Texas-San Antonio	Fayetteville
2/22	W, 13-5	Texas-San Antonio	Fayetteville
2/23	L, 2-7	Texas-San Antonio	Fayetteville
2/28	W, 6-4	Navy	Millington, Texas
2/28	L, 5-8	Notre Dame	Millington, Texas
3/4	W, 22-6	Central Mo. State	Fayetteville
3/7	L, 3-5	Tennessee*	Knoxville, Tenn.
3/8	L, 10-13	Tennessee*	Knoxville, Tenn.
3/9	L, 12-13	Tennessee*	Knoxville, Tenn.
3/10	W, 21-11	Iowa State	Fayetteville
3/14	W, 13-4	Vanderbilt*	Nashville, Tenn.
3/15	L, 10-13 (12)	Vanderbilt*	Nashville, Tenn.
3/16	W, 18-5	Vanderbilt*	Nashville, Tenn.
3/18	W, 8-5	Kansas	Fayetteville
3/19	L, 2-8	Kansas	Fayetteville
3/21	L, 5-11	Kentucky*	Fayetteville
3/22	W, 9-8 (10)	Kentucky*	Fayetteville
3/23	W, 11-4	Kentucky*	Fayetteville
3/25	W, 5-4	Northwestern State	Fayetteville
3/26	W, 13-8	Northwestern State	Fayetteville
3/28	W, 11-8	South Carolina*	Columbia, S.C.
3/29	L, 9-14	South Carolina*	Columbia, S.C.
3/30	W, 30-7	South Carolina*	Columbia, S.C.



Ryan Lundquist is Arkansas' single-season home run leader, hitting 24 homers during the 1997 campaign.

4/1	W, 4-3	Missouri	Fayetteville
4/2	W, 12-8	Missouri Southern	Fayetteville
4/5	W, 11-2	Georgia*	Fayetteville
4/5	W, 15-6	Georgia*	Fayetteville
4/6	W, 17-8	Georgia*	Fayetteville
4/9	W, 8-0	Louisiana Tech	Fayetteville
4/9	W, 3-2	Louisiana Tech	Fayetteville
4/11	W, 14-13 (10)	Ole Miss*	Fayetteville
4/12	W, 12-7	Ole Miss*	Fayetteville
4/13	W, 8-6	Ole Miss*	Fayetteville
4/15	W, 8-6	Missouri	Columbia, Mo.
4/16	W, 24-3	Northeastern St.	Fayetteville
4/18	L, 4-11	Auburn*	Auburn, Ala.
4/19	W, 9-5	Auburn*	Auburn, Ala.
4/20	L, 3-12	Auburn*	Auburn, Ala.
4/22	W, 11-6	Oral Roberts	Tulsa, Okla.
4/23	W, 15-5	Oral Roberts	Fayetteville
4/25	L, 10-11	Alabama*	Tuscaloosa, Ala.
4/26	L, 2-13	Alabama*	Tuscaloosa, Ala.
4/29	L, 7-9 (10)	Wichita State	Wichita, Kan.
5/2	L, 8-13	LSU*	Fayetteville
5/3	L, 5-11	LSU*	Fayetteville
5/4	W, 16-1	LSU*	Fayetteville
5/9	W, 8-5	Mississippi State*	Fayetteville
5/10	L, 5-13	Mississippi State*	Fayetteville
5/11	L, 10-17	Mississippi State*	Fayetteville
5/14	L, 3-7	Auburn!	Columbus, Ga.

* - SEC Game

! - SEC Tournament

1998 (38-21; 13-14 5th SEC West) Norm DeBriyn

Date	Result	Opponent	Location
2/11	W, 24-5	Missouri Southern	Fayetteville
2/14	W, 4-1	Texas-San Antonio	San Antonio, Texas
2/15	W, 10-5	Texas-San Antonio	San Antonio, Texas
2/18	W, 13-4	Pittsburg State	Fayetteville
2/20	W, 16-0	Eastern Illinois	Fayetteville
2/21	L, 4-5	Eastern Illinois	Fayetteville
2/22	W, 8-1	Eastern Illinois	Fayetteville
2/23	W, 20-2	Southwest Baptist	Fayetteville
2/24	L, 2-4	SMS	Fayetteville
2/27	W, 9-0	Tulane	New Orleans, La.
2/28	W, 6-5 (10)	LSU	New Orleans, La.
3/1	L, 6-13	New Orleans	New Orleans, La.
3/4	W, 9-6	Oklahoma City	Fayetteville
3/6	W, 11-1	South Carolina*	Fayetteville
3/8	W, 17-16	South Carolina*	Fayetteville
3/10	W, 9-1	Baylor	Fayetteville
3/13	W, 5-3	Vanderbilt*	Fayetteville
3/14	W, 10-4	Vanderbilt*	Fayetteville
3/15	L, 4-9	Vanderbilt*	Fayetteville
3/18	W, 12-7	Kansas	Lawrence, Kan.
3/20	L, 5-9	LSU*	Baton Rouge, La.
3/21	L, 3-6	LSU*	Baton Rouge, La.
3/22	L, 6-27	LSU*	Baton Rouge, La.
3/24	W, 4-2	Central Michigan	Fayetteville
3/25	W, 7-2	Central Michigan	Fayetteville
3/27	W, 12-10	Ole Miss*	Oxford, Miss.
3/28	W, 16-8	Ole Miss*	Oxford, Miss.
3/29	L, 10-13	Ole Miss*	Oxford, Miss.
3/31	W, 19-8	Louisiana Tech	Fayetteville
4/1	L, 3-7	Oklahoma State	Tulsa, Okla.
4/3	W, 11-8	Alabama*	Fayetteville
4/4	L, 1-9	Alabama*	Fayetteville
4/5	L, 3-5	Alabama*	Fayetteville
4/7	W, 5-3	Long Beach State	Fayetteville
4/8	W, 12-9	Long Beach State	Fayetteville
4/10	L, 2-11	Auburn*	Fayetteville
4/11	L, 5-6	Auburn*	Fayetteville
4/12	W, 4-2	Auburn*	Fayetteville
4/15	W, 19-7	Oral Roberts	Fayetteville
4/17	W, 11-8	Tennessee*	Knoxville, Tenn.
4/21	W, 11-2	Missouri Southern	Fayetteville
4/22	W, 8-5	Oral Roberts	Tulsa, Okla.
4/24	W, 17-1	Kentucky*	Lexington, Ky.
4/25	L, 5-15	Kentucky*	Lexington, Ky.
4/26	L, 3-4	Kentucky*	Lexington, Ky.
4/28	W, 16-5	Wichita State	Fayetteville
5/1	L, 6-7	Florida*	Fayetteville
5/2	L, 9-13	Florida*	Fayetteville
5/3	W, 4-3	Florida*	Fayetteville
5/8	W, 14-10 (10)	Mississippi St.*	Starkville, Miss.
5/9	L, 3-17	Mississippi St.*	Starkville, Miss.
5/10	W, 8-3	Mississippi St.*	Starkville, Miss.
5/13	W, 8-4	LSU!	Hoover, Ala.
5/14	W, 10-3	Mississippi State!	Hoover, Ala.
5/16	W, 7-3	Mississippi State!	Hoover, Ala.
5/17	L, 5-7	Auburn!	Hoover, Ala.
5/21	L, 4-8	Arizona State+	Wichita, Kan.
5/22	W, 3-2 (11)	Wichita State+	Wichita, Kan.
5/23	L, 0-2	Georgia Tech+	Wichita, Kan.

* - SEC Game

! - SEC Tournament

+ - NCAA Midwest Regional



Cliff Lee was a fourth-round draft pick in 2000 by the Montreal Expos. The left-hander won the 2008 American League Cy Young Award with the Cleveland Indians and was a four-time All-Star for the Indians and the Philadelphia Phillies.

1999 (42-23; 22-8 SEC Champs) Norm DeBriyn

Date	Result	Opponent	Location
2/6	W, 7-6	Missouri Southern	Fayetteville
2/12	L, 2-6	La-Lafayette	Lafayette, La.
2/13	L, 6-8	Louisiana-Monroe	Lafayette, La.
2/14	L, 8-10	Dallas Baptist	Lafayette, La.
2/19	W, 12-2	Texas-San Antonio	Fayetteville
2/20	W, 10-4	Iowa State	Fayetteville
2/21	W, 5-3	Texas-San Antonio	Fayetteville
2/21	W, 18-7	Iowa State	Fayetteville
2/23	W, 10-8	Oklahoma City	Fayetteville
2/26	W, 8-3	Eastern Illinois	Fayetteville
2/27	W, 17-2	Eastern Illinois	Fayetteville
2/28	W, 10-3	Eastern Illinois	Fayetteville
3/2	L, 3-9	SMS	Springfield, Mo.
3/5	L, 4-5 (12)	Long Beach St.	Long Beach, Calif.
3/6	W, 11-4	Long Beach St.	Long Beach, Calif.
3/7	L, 0-8	Long Beach St.	Long Beach, Calif.
3/12	L, 4-11	Auburn*	Auburn, Ala.
3/13	W, 20-9	Auburn*	Auburn, Ala.
3/14	L, 12-13	Auburn*	Auburn, Ala.
3/16	W, 10-3	Louisiana Tech	Ruston, La.
3/17	W, 10-8	Louisiana-Monroe	Monroe, La.
3/19	W, 11-4	LSU*	Fayetteville
3/20	L, 4-10	LSU*	Fayetteville
3/21	W, 7-6	LSU*	Fayetteville
3/23	W, 7-6	Kansas	Fayetteville
3/24	L, 6-9	Kansas	Fayetteville
3/26	W, 10-6	Tennessee*	Fayetteville
3/27	W, 7-3	Tennessee*	Fayetteville
3/28	W, 13-12	Tennessee*	Fayetteville
3/31	W, 18-2	Centenary	Fayetteville
4/2	W, 8-1	Florida*	Gainesville, Fla.
4/3	W, 6-5	Florida*	Gainesville, Fla.
4/4	W, 10-5	Florida*	Gainesville, Fla.
4/6	L, 3-6	UCLA	Fayetteville
4/7	L, 4-5	UCLA	Fayetteville
4/9	W, 15-2	Kentucky*	Fayetteville
4/10	W, 10-1	Kentucky*	Fayetteville
4/11	W, 9-5	Kentucky*	Fayetteville
4/14	W, 15-6	Oral Roberts	Tulsa, Okla.
4/16	L, 5-6	Vanderbilt*	Nashville, Tenn.
4/17	W, 5-2	Vanderbilt*	Nashville, Tenn.
4/18	W, 10-7	Vanderbilt*	Nashville, Tenn.
4/21	L, 5-12	Oral Roberts	Fayetteville
4/23	L, 3-8	Alabama*	Tuscaloosa, Ala.
4/24	L, 8-15	Alabama*	Tuscaloosa, Ala.
4/25	L, 8-9	Alabama*	Tuscaloosa, Ala.
4/27	L, 4-5 (14)	Wichita State	Wichita, Kan.
4/30	W, 6-4	Mississippi State*	Fayetteville
5/1	W, 7-4	Mississippi State*	Fayetteville
5/2	W, 7-5	Mississippi State*	Fayetteville
5/7	W, 8-1	Ole Miss*	Fayetteville
5/8	W, 9-4	Ole Miss*	Fayetteville
5/9	W, 7-4	Ole Miss*	Fayetteville
5/14	W, 8-2	South Carolina*	Columbia, S.C.
5/15	L, 6-16	South Carolina*	Columbia, S.C.
5/16	W, 13-5	South Carolina*	Columbia, S.C.
5/19	W, 6-4	Kentucky!	Hoover, Ala.
5/20	L, 2-3 (11)	Auburn!	Hoover, Ala.
5/21	W, 9-8	LSU!	Hoover, Ala.
5/22	W, 9-5	Auburn!	Hoover, Ala.
5/23	W, 9-6	Auburn!	Hoover, Ala.
5/28	W, 10-6	Delaware+	Fayetteville
5/29	L, 8-9 (10)	SMS+	Fayetteville
5/29	L, 4-12	Clemson+	Fayetteville

* - SEC Game

! - SEC Tournament

+ - NCAA Fayetteville Regional

2000 (24-30; 8-20 6th SEC West) Norm DeBriyn

Date	Result	Opponent	Location
2/5	W, 18-5	Missouri Southern	Fayetteville
2/11	W, 4-3	Southeast Mo. St	Fayetteville
2/12	W, 3-1	Southeast Mo. St	Fayetteville
2/13	L, 7-8	Southeast Mo. St	Fayetteville
2/18	W, 1-0	Washington St.	Arlington, Texas
2/19	L, 5-8	Texas-Arlington	Arlington, Texas
2/20	L, 2-13	Nebraska	Arlington, Texas
2/22	W, 7-3	Oklahoma City	Fayetteville
2/25	L, 8-9	Long Beach State	Fayetteville
2/26	L, 3-16	Long Beach State	Fayetteville
2/27	L, 6-8	Long Beach State	Fayetteville
2/29	W, 7-6 (10)	Centenary	Fayetteville
3/1	W, 21-9	Centenary	Fayetteville
3/4	W, 15-5	Miami (Ohio)	Fayetteville
3/5	W, 5-1	Miami (Ohio)	Fayetteville
3/7	W, 7-4	Saint Louis	Fayetteville
3/8	W, 14-4	Saint Louis	Fayetteville
3/10	W, 10-5	Tennessee*	Knoxville, Tenn.
3/11	W, 14-5	Tennessee*	Knoxville, Tenn.
3/12	L, 0-14	Tennessee*	Knoxville, Tenn.
3/14	L, 4-10	Nebraska	Fayetteville
3/15	L, 3-10	Nebraska	Fayetteville
3/17	L, 6-11	Auburn*	Fayetteville
3/18	L, 7-10	Auburn*	Fayetteville
3/19	L, 11-21	Auburn*	Fayetteville
3/21	W, 10-8	Oklahoma State	Stillwater, Okla.
3/22	W, 10-3	Kansas	Lawrence, Kan.
3/24	L, 7-8 (11)	Florida*	Fayetteville
3/25	L, 7-8 (10)	Florida*	Fayetteville
3/26	L, 4-7	Florida*	Fayetteville
3/28	L, 1-2	Oklahoma State	Fayetteville
3/31	L, 2-3	Mississippi St.*	Starkville, Miss.
4/7	L, 3-12	LSU*	Baton Rouge, La.
4/8	L, 5-12	LSU*	Baton Rouge, La.
4/9	L, 11-17	LSU*	Baton Rouge, La.
4/11	W, 5-4	Oral Roberts	Tulsa, Okla.
4/14	L, 5-6	Alabama*	Fayetteville
4/15	L, 7-8	Alabama*	Fayetteville
4/16	L, 8-9	Alabama*	Fayetteville
4/18	L, 4-8	Oral Roberts	Fayetteville
4/21	L, 2-10	Georgia*	Athens, Ga.
4/22	L, 8-14	Georgia*	Athens, Ga.
4/23	L, 5-15	Georgia*	Athens, Ga.
4/25	W, 15-14	Wichita State	Wichita, Kan.
4/28	L, 6-7	Kentucky*	Fayetteville
4/29	W, 12-10	Kentucky*	Fayetteville
4/30	W, 8-5	Kentucky*	Fayetteville
5/2	W, 7-2	SMS	Fayetteville
5/5	L, 2-8	South Carolina*	Fayetteville
5/6	W, 11-10	South Carolina*	Fayetteville
5/7	W, 9-3	South Carolina*	Fayetteville
5/12	W, 6-1	Ole Miss*	Oxford, Miss.
5/13	L, 5-12	Ole Miss*	Oxford, Miss.
5/14	W, 8-1	Ole Miss*	Oxford, Miss.

* - SEC Game

2001 (27-29; 11-19 6th SEC West) Norm DeBriyn

3/3	W, 6-4	San Diego St.	Minneapolis, Minn.
3/4	L, 2-8	Miami (Fla.)	Minneapolis, Minn.
3/6	L, 1-4	Evansville	Fayetteville
3/7	W, 5-1	Evansville	Fayetteville
3/9	L, 5-16	South Carolina*	Columbia, S.C.
3/10	L, 4-7	South Carolina*	Columbia, S.C.
3/11	L, 3-9	South Carolina*	Columbia, S.C.
3/13	L, 0-5	Wichita State	Wichita, Kan.
3/16	W, 8-5	Georgia*	Fayetteville
3/17	W, 20-3	Georgia*	Fayetteville
3/18	L, 6-7	Georgia*	Fayetteville
3/20	W, 2-0	Kansas State	Shreveport, La.
3/20	L, 1-12	Louisiana Tech	Shreveport, La.
3/21	W, 5-0	Centenary	Shreveport, La.
3/23	L, 4-7	Florida*	Gainesville, Fla.
3/24	L, 4-8	Florida*	Gainesville, Fla.
3/25	L, 1-4	Florida*	Gainesville, Fla.
3/27	W, 6-5	Kansas	Fayetteville
3/30	W, 6-5	Mississippi State*	Fayetteville
3/31	L, 3-9	Mississippi State*	Fayetteville
4/1	L, 2-10	Mississippi State*	Fayetteville
4/3	L, 9-10	SMS	Springfield, Mo.
4/6	W, 3-2	Ole Miss*	Fayetteville
4/7	L, 6-11	Ole Miss*	Fayetteville
4/8	W, 10-3	Ole Miss*	Fayetteville
4/10	W, 5-4	Oklahoma	Norman, Okla.
4/13	L, 1-10	Auburn*	Auburn, Ala.
4/14	L, 4-11	Auburn*	Auburn, Ala.
4/15	L, 5-10	Auburn*	Auburn, Ala.
4/17	W, 4-2	Oral Roberts	Tulsa, Okla.
4/20	L, 7-8	Tennessee*	Knoxville, Tenn.
4/21	L, 3-6	Tennessee*	Knoxville, Tenn.
4/22	W, 14-1	Tennessee*	Knoxville, Tenn.
4/24	L, 5-6	Oklahoma State	Tulsa, Okla.
4/27	L, 4-5	Kentucky*	Lexington, Ky.
4/28	W, 16-11	Kentucky*	Lexington, Ky.
4/29	W, 9-5	Kentucky*	Lexington, Ky.
5/1	W, 10-0	Oral Roberts	Fayetteville
5/4	W, 8-1	LSU*	Fayetteville
5/5	W, 5-4	LSU*	Fayetteville
5/6	W, 4-3	LSU*	Fayetteville
5/11	L, 6-11	Alabama*	Tuscaloosa, Ala.
5/12	L, 9-10	Alabama*	Tuscaloosa, Ala.
5/13	L, 6-8	Alabama*	Tuscaloosa, Ala.

* - SEC Game

2002 (35-28; 13-14 5th SEC West) Norm DeBriyn

Date	Result	Opponent	Location
2/11	W, 13-1	Missouri Southern	Fayetteville
2/12	W, 5-4	Oklahoma City	Fayetteville
2/15	W, 18-1	Air Force	Arlington, Texas
2/16	L, 2-3	SMS	Arlington, Texas
2/17	W, 7-1	Texas-Arlington	Arlington, Texas
2/22	L, 1-7	Long Beach St.	Long Beach, Calif.
2/23	L, 0-4	Long Beach St.	Long Beach, Calif.
2/24	W, 5-3	Long Beach St.	Long Beach, Calif.
2/27	W, 7-1	Missouri Valley	Fayetteville
3/5	W, 10-1	SMS	Fayetteville
3/8	W, 5-2	McNeese State	Fayetteville
3/9	L, 9-14	McNeese State	Fayetteville
3/10	L, 1-4	McNeese State	Fayetteville
3/12	L, 1-7	Oklahoma	Norman, Okla.
3/15	L, 3-10	Georgia*	Athens, Ga.
3/16	L, 4-8	Georgia*	Athens, Ga.
3/17	W, 16-12 (10)	Georgia*	Athens, Ga.
3/19	W, 11-10	Missouri	Columbia, Mo.
3/20	W, 6-4	Saint Louis	St. Louis, Mo.
3/22	L, 5-9	Alabama*	Fayetteville
3/23	W, 10-0	Alabama*	Fayetteville
3/24	L, 1-4	Alabama*	Fayetteville
3/26	W, 16-4	Centenary	Fayetteville
3/27	W, 10-2	Centenary	Fayetteville
3/30	L, 3-4	Vanderbilt*	Nashville, Tenn.
4/3	W, 7-4	SMS	Springfield, Mo.
4/5	W, 7-4	South Carolina*	Fayetteville
4/6	W, 8-7 (15)	South Carolina*	Fayetteville
4/9	W, 9-6	Oklahoma	Fayetteville
4/12	L, 4-17	Mississippi St.*	Starkville, Miss.



Scott Hode hit .293 with seven home runs and a team-leading 53 RBIs to lead Arkansas to the College World Series in 2004.

4/13	W, 7-3	Mississippi St.*	Starkville, Miss.
4/14	L, 4-6	Mississippi St.*	Starkville, Miss.
4/16	W, 14-0	Oral Roberts	Tulsa, Okla.
4/17	W, 5-1	Pittsburg State	Fayetteville
4/19	L, 9-14	Tennessee*	Fayetteville
4/20	W, 7-6 (12)	Tennessee*	Fayetteville
4/21	W, 9-2	Tennessee*	Fayetteville
4/23	L, 2-3	Wichita State	Fayetteville
4/26	L, 0-3	LSU*	Baton Rouge, La.
4/27	L, 0-8	LSU*	Baton Rouge, La.
4/28	L, 5-13	LSU*	Baton Rouge, La.
4/30	W, 6-3	Oral Roberts	Fayetteville
5/1	L, 7-10	SMS	Fayetteville
5/3	W, 5-1	Kentucky*	Fayetteville
5/4	L, 2-5	Kentucky*	Fayetteville
5/5	L, 0-1	Kentucky*	Fayetteville
5/10	W, 5-4	Ole Miss*	Oxford, Miss.
5/11	W, 11-5	Ole Miss*	Oxford, Miss.
5/12	W, 10-8	Ole Miss*	Oxford, Miss.
5/14	L, 1-5	Southeast Mo. St.	Fayetteville
5/15	L, 4-5	Southeast Mo. St.	Fayetteville
5/17	W, 18-5	Auburn*	Fayetteville
5/18	L, 3-7	Auburn*	Fayetteville
5/19	W, 4-1	Auburn*	Fayetteville
5/22	L, 1-10	South Carolina!	Hoover, Ala.
5/23	W, 7-3	Auburn!	Hoover, Ala.
5/24	L, 1-4	South Carolina!	Hoover, Ala.
5/31	W, 8-5	Oklahoma*	Wichita, Kan.
6/1	W, 7-6	Oral Roberts*	Wichita, Kan.
6/2	W, 11-6	Oral Roberts*	Wichita, Kan.
6/7	W, 9-6	Clemson\$	Clemson, S.C.
6/8	L, 7-8	Clemson\$	Clemson, S.C.
6/9	L, 4-7	Clemson\$	Clemson, S.C.

* - SEC Game

! - SEC Tournament

+ - NCAA Wichita Regional

S - NCAA Clemson Super Regional

2003 (35-22; 14-16 6th SEC West) Dave Van Horn

Date	Result	Opponent	Location
2/11	W, 9-5	Creighton	Fayetteville
2/14	W, 5-1	Eastern Illinois	Fayetteville
2/15	W, 17-3	Eastern Illinois	Fayetteville
2/21	W, 8-1	Navy	Memphis, Tenn.
2/23	W, 10-9	Memphis	Memphis, Tenn.
3/1	W, 8-7 (11)	Illinois-Chicago	Fayetteville
3/1	W, 6-4	Illinois-Chicago	Fayetteville
3/2	W, 13-2	Illinois-Chicago	Fayetteville
3/4	W, 6-2	Western Michigan	Fayetteville
3/5	W, 4-3	Western Michigan	Fayetteville
3/7	L, 8-9	Kansas State	Manhattan, Kan.
3/9	W, 12-4	Kansas State	Fayetteville
3/10	W, 4-3	Kansas State	Fayetteville
3/10	W, 18-5	Kansas State	Fayetteville
3/11	W, 2-1	Kansas	Fayetteville
3/14	L, 2-7	South Carolina*	Columbia, S.C.
3/16	W, 2-1	South Carolina*	Columbia, S.C.
3/16	W, 4-1	South Carolina*	Columbia, S.C.
3/19	W, 14-9	Centenary	Shreveport, La.
3/19	W, 19-7	Louisiana Tech	Shreveport, La.
3/21	L, 3-4 (10)	Mississippi State*	Fayetteville
3/22	L, 3-8	Mississippi State*	Fayetteville
3/23	L, 1-5	Mississippi State*	Fayetteville
3/25	W, 5-4	SMS	Fayetteville
3/28	W, 9-2	Kentucky*	Lexington, Ky.
3/29	W, 2-1	Kentucky*	Lexington, Ky.
3/30	W, 10-9	Kentucky*	Lexington, Ky.
4/1	W, 9-3	Oral Roberts	Fayetteville
4/4	W, 9-4	Georgia*	Fayetteville
4/5	W, 14-3	Georgia*	Fayetteville
4/6	L, 4-10	Georgia*	Fayetteville
4/11	L, 4-6	Vanderbilt*	Fayetteville
4/12	W, 17-7	Vanderbilt*	Fayetteville
4/13	W, 8-5	Vanderbilt*	Fayetteville
4/15	W, 8-2	Oral Roberts	Tulsa, Okla.
4/18	W, 9-7	Auburn*	Auburn, Ala.
4/19	W, 11-6	Auburn*	Auburn, Ala.
4/20	L, 2-5	Auburn*	Auburn, Ala.



Dave Van Horn became the Razorbacks' fourth head coach since 1950 when he was hired prior to the 2003 season. Since taking the helm, Van Horn has led Arkansas to the College World Series in six of his 19 seasons.

4/22	L, 5-6 (10)	Wichita State	Wichita, Kan.
4/25	L, 2-10	Alabama*	Tuscaloosa, Ala.
4/26	L, 3-6	Alabama*	Tuscaloosa, Ala.
4/27	L, 2-14	Alabama*	Tuscaloosa, Ala.
4/29	W, 7-3	Missouri Southern	Fayetteville
5/2	L, 2-5	Ole Miss*	Fayetteville
5/3	W, 7-6	Ole Miss*	Fayetteville
5/4	W, 6-3	Ole Miss*	Fayetteville
5/9	L, 0-1 (12)	Tennessee*	Knoxville, Tenn.
5/10	L, 1-8	Tennessee*	Knoxville, Tenn.
5/11	L, 3-4 (11)	Tennessee*	Knoxville, Tenn.
5/16	L, 3-11	LSU*	Fayetteville
5/17	W, 6-5 (10)	LSU*	Fayetteville
5/18	L, 2-6	LSU*	Fayetteville
5/22	L, 4-5	LSU!	Hoover, Ala.
5/23	L, 7-8 (11)	Ole Miss!	Hoover, Ala.
5/30	L, 2-3	Lamar+	Austin, Texas
5/31	W, 10-7	Bucknell+	Austin, Texas
5/31	L, 6-7 (11)	Lamar+	Austin, Texas

* - SEC Game

! - SEC Tournament

+ - NCAA Austin Regional

2004 (45-24; 19-11 SEC Champs) Dave Van Horn

Date	Result	Opponent	Location
2/13	W, 2-0	Louisiana Tech	Fayetteville
2/14	W, 22-2	Louisiana Tech	Fayetteville
2/15	W, 13-2	Louisiana Tech	Fayetteville
2/20	W, 14-7	St. John's	Fayetteville
2/21	W, 6-5	St. John's	Fayetteville
2/22	W, 14-3	St. John's	Fayetteville
2/24	W, 7-1	McNeese State	Fayetteville
2/25	W, 7-2	McNeese State	Fayetteville
2/27	L, 1-3	New Mexico	College Station, Texas
2/27	L, 5-7	Texas A&M	College Station, Texas
2/28	W, 13-3	New Mexico	College Station, Texas
2/28	W, 6-4	Texas A&M	College Station, Texas
2/29	L, 7-9	Texas A&M	College Station, Texas
2/29	W, 5-2	New Mexico	College Station, Texas
3/6	L, 1-4	Texas-Pan Am	Edinburg, Texas
3/7	L, 4-11	Texas-Pan Am	Edinburg, Texas
3/12	W, 4-3	Illinois-Chicago	Fayetteville
3/14	L, 1-9	Illinois-Chicago	Fayetteville
3/16	W, 10-9	Centenary	Fayetteville
3/17	W, 15-3	Centenary	Fayetteville
3/19	L, 1-1	Florida*	Gainesville, Fla.
3/20	W, 8-2	Florida*	Gainesville, Fla.
3/21	L, 6-7 (10)	Florida*	Gainesville, Fla.
3/26	W, 5-3	South Carolina*	Fayetteville
3/27	W, 5-4	South Carolina*	Fayetteville
3/28	L, 2-10	South Carolina*	Fayetteville
3/30	W, 10-4	Wichita State	Fayetteville
4/2	L, 3-6	Alabama*	Fayetteville
4/3	W, 7-2	Alabama*	Fayetteville
4/4	W, 11-6	Alabama*	Fayetteville
4/6	L, 5-6 (16)	SMS	Fayetteville
4/9	W, 11-8	LSU*	Baton Rouge, La.
4/10	W, 11-10	LSU*	Baton Rouge, La.
4/11	W, 7-5	LSU*	Baton Rouge, La.
4/13	L, 4-6	Oral Roberts	Fayetteville
4/16	W, 6-3	Vanderbilt*	Nashville, Tenn.
4/17	W, 9-4	Vanderbilt*	Nashville, Tenn.
4/18	L, 8-14	Vanderbilt*	Nashville, Tenn.
4/20	W, 5-2	Oklahoma State	Fayetteville
4/23	W, 9-4	Kentucky*	Fayetteville
4/24	W, 5-4	Kentucky*	Fayetteville
4/25	W, 11-10	Kentucky*	Fayetteville
4/27	W, 8-4	Oral Roberts	Tulsa, Okla.
4/30	L, 3-9	Tennessee*	Fayetteville
5/1	W, 4-1	Tennessee*	Fayetteville
5/2	W, 5-3	Tennessee*	Fayetteville
5/7	L, 0-1	Ole Miss*	Oxford, Miss.
5/8	W, 3-1	Ole Miss*	Oxford, Miss.
5/9	L, 3-5	Ole Miss*	Oxford, Miss.
5/11	W, 13-2	Texas-Pan American	Fayetteville

5/15	L, 2-3	Mississippi State*	Starkville, Miss.
5/16	L, 4-5	Mississippi State*	Starkville, Miss.
5/16	W, 4-2	Mississippi State*	Starkville, Miss.
5/21	W, 9-7	Auburn*	Fayetteville
5/22	L, 4-7	Auburn*	Fayetteville
5/23	W, 15-3	Auburn*	Fayetteville
5/26	L, 6-8	Tennessee!	Hoover, Ala.
5/27	W, 4-3	Ole Miss!	Hoover, Ala.
5/28	W, 4-1	Tennessee!	Hoover, Ala.
5/29	L, 2-3	South Carolina!	Hoover, Ala.
6/4	W, 4-1	Le Moyne+	Fayetteville
6/5	L, 1-4	Wichita State+	Fayetteville
6/5	W, 10-7	Missouri+	Fayetteville
6/6	W, 11-9	Wichita State+	Fayetteville
6/6	W, 4-3	Wichita State+	Fayetteville
6/11	W, 7-5	Florida State\$	Fayetteville
6/12	W, 4-2	Florida State\$	Fayetteville
6/18	L, 2-13	Texas#	Omaha, Neb.
6/19	L, 2-7	Arizona#	Omaha, Neb.

* - SEC Game

! - SEC Tournament

+ - NCAA Fayetteville Regional

S - NCAA Fayetteville Super Regional

- College World Series

2005 (39-22; 13-17 T-5th SEC West) Dave Van Horn

Date	Result	Opponent	Location
2/11	W, 13-3	Dallas Baptist	Dallas, Texas
2/12	W, 8-1	Dallas Baptist	Arlington, Texas
2/13	W, 2-1	Texas-Arlington	Arlington, Texas
2/13	W, 4-1 (12)	Texas-Arlington	Arlington, Texas
2/18	W, 5-2	Louisiana Tech	Ruston, La.
2/19	L, 8-10	Louisiana Tech	Ruston, La.
2/20	W, 9-4	Louisiana Tech	Ruston, La.
2/25	W, 5-4	Minnesota	Fayetteville
2/26	W, 12-3	Minnesota	Fayetteville
2/27	W, 4-3	Minnesota	Fayetteville
3/3	W, 7-4	Illinois-Chicago	Fayetteville
3/5	W, 15-4	Illinois-Chicago	Fayetteville
3/6	W, 9-2	Illinois-Chicago	Fayetteville
3/8	W, 11-7	Oklahoma State	Stillwater, Okla.
3/11	W, 17-2	Eastern Illinois	Fayetteville
3/12	W, 12-1	Eastern Illinois	Fayetteville
3/13	W, 6-0	Eastern Illinois	Fayetteville
3/18	W, 9-1	South Carolina*	Columbia, S.C.
3/19	L, 3-12	South Carolina*	Columbia, S.C.
3/20	W, 5-3	South Carolina*	Columbia, S.C.
3/22	W, 10-1	Centenary	Shreveport, La.
3/23	W, 14-1	Centenary	Shreveport, La.
3/25	L, 3-5	Mississippi State*	Fayetteville
3/26	L, 4-13	Mississippi State*	Fayetteville
3/27	W, 10-5	Mississippi State*	Fayetteville
4/1	L, 1-5	Auburn*	Auburn, Ala.
4/2	L, 7-8	Auburn*	Auburn, Ala.
4/3	W, 8-6	Auburn*	Auburn, Ala.
4/5	W, 9-3	Northern Colorado	Fayetteville
4/6	W, 7-4	Northern Colorado	Fayetteville
4/8	W, 6-5	Vanderbilt*	Fayetteville
4/9	W, 5-4 (10)	Vanderbilt*	Fayetteville
4/10	W, 3-0	Vanderbilt*	Fayetteville
4/12	W, 15-8	Oral Roberts	Tulsa, Okla.
4/13	W, 14-5	SMS	Fayetteville
4/15	W, 4-1	Tennessee*	Knoxville, Tenn.
4/16	L, 2-8	Tennessee*	Knoxville, Tenn.
4/17	L, 3-4	Tennessee*	Knoxville, Tenn.
4/19	W, 9-4	SMS	Springfield, Mo.
4/22	L, 7-10	LSU*	Fayetteville
4/23	L, 7-0	LSU*	Fayetteville
4/24	L, 0-6	LSU*	Fayetteville
4/26	W, 5-2	Oral Roberts	Fayetteville
4/30	W, 8-5	Kentucky*	Lexington, Ky.
4/30	L, 8-11	Kentucky*	Lexington, Ky.
5/1	L, 1-17	Kentucky*	Lexington, Ky.
5/6	W, 4-1	Florida*	Fayetteville
5/7	W, 3-2 (10)	Florida*	Fayetteville



|| ALL-TIME RESULTS

5/8	L, 10-11	Florida*	Fayetteville
5/13	W, 5-4	Alabama*	Tuscaloosa, Ala.
5/14	L, 2-5	Alabama*	Tuscaloosa, Ala.
5/15	W, 3-2	Alabama*	Tuscaloosa, Ala.
5/20	L, 3-5	Ole Miss*	Fayetteville
5/21	L, 2-10	Ole Miss*	Fayetteville
5/22	L, 1-9	Ole Miss*	Fayetteville
5/25	L, 8-9	Florida!	Hoover, Ala.
5/26	L, 4-5	Alabama!	Hoover, Ala.
6/3	W, 9-5	Miami (Ohio)+	Austin, Texas
6/4	W, 9-2	Texas+	Austin, Texas
6/5	L, 8-19	Texas+	Austin, Texas
6/6	L, 2-5	Texas+	Austin, Texas

* - SEC Game

! - SEC Tournament

+ - NCAA Austin Regional

2006 (39-21; 18-12 2nd SEC West) Dave Van Horn

Date	Result	Opponent	Location
2/10	W, 4-1	George Mason*	Mobile, Ala.
2/11	W, 3-0	Oklahoma State*	Mobile, Ala.
2/12	W, 8-7	South Alabama*	Mobile, Ala.
2/17	W, 5-2	TCU%	Edinburg, Texas
2/18	W, 15-7	SF Austin%	Edinburg, Texas
2/19	W, 13-2	Texas-Pan Am%	Edinburg, Texas
2/24	W, 10-9	Louisiana Tech	Fayetteville
2/24	W, 13-2	Louisiana Tech	Fayetteville
2/25	W, 10-2	Louisiana Tech	Fayetteville
2/28	L, 2-5	Washington\$	Honolulu, Hawaii
3/1	W, 12-4	Texas-Arlington\$	Honolulu
3/2	W, 5-1	Hawaii\$	Honolulu
3/3	W, 5-3	Texas-Arlington\$	Honolulu
3/4	W, 7-1	Texas-Arlington\$	Honolulu
3/10	W, 6-5	Cal State Northridge	Fayetteville
3/11	W, 8-1	Cal State Northridge	Fayetteville
3/12	W, 8-6	Cal State Northridge	Fayetteville
3/17	L, 3-6	Florida*	Gainesville, Fla.
3/18	W, 4-2	Florida*	Gainesville, Fla.
3/19	L, 7-8	Florida*	Gainesville, Fla.
3/21	W, 10-2	Centenary	Fayetteville
3/22	W, 8-5	Centenary	Fayetteville
3/24	L, 0-2	Georgia*	Fayetteville
3/25	L, 7-8	Georgia*	Fayetteville
3/26	W, 5-4 (10)	Georgia*	Fayetteville
3/28	W, 4-3 (11)	Wichita State	Wichita, Kan.
3/31	W, 6-1	Tennessee*	Fayetteville
4/1	L, 6-11	Tennessee*	Fayetteville
4/2	W, 13-11	Tennessee*	Fayetteville
4/4	L, 5-10	Missouri State	Fayetteville
4/7	L, 1-7	Vanderbilt*	Nashville, Tenn.
4/8	W, 5-3	Vanderbilt*	Nashville, Tenn.
4/9	W, 4-3	Vanderbilt*	Nashville, Tenn.
4/11	L, 2-4	Missouri State	Springfield, Mo.
4/14	W, 10-9	Kentucky*	Fayetteville
4/15	W, 10-6	Kentucky*	Fayetteville
4/16	L, 5-7	Kentucky*	Fayetteville
4/18	W, 2-1	Northern Colorado	Fayetteville
4/19	L, 2-4	Northern Colorado	Fayetteville
4/22	W, 6-2	Mississippi State*	Starkville, Miss.
4/22	L, 8-9	Mississippi State*	Starkville, Miss.
4/23	W, 6-4	Mississippi State*	Starkville, Miss.
4/28	L, 6-7	LSU*	Baton Rouge, La.
4/29	W, 4-2	LSU*	Baton Rouge, La.
4/30	L, 5-7	LSU*	Baton Rouge, La.
5/2	L, 4-5	Oral Roberts	Tulsa, Okla.
5/5	W, 4-3 (11)	Alabama*	Fayetteville
5/6	W, 13-6	Alabama*	Fayetteville
5/7	W, 5-3	Alabama*	Fayetteville
5/12	W, 12-3	Ole Miss*	Oxford, Miss.
5/13	L, 3-7	Ole Miss*	Oxford, Miss.
5/14	L, 4-5	Ole Miss*	Oxford, Miss.
5/18	W, 6-3	Auburn*	Fayetteville

5/19	W, 10-5	Auburn*	Fayetteville
5/20	W, 11-2	Auburn*	Fayetteville
5/24	L, 4-9	Ole Miss!	Hoover, Ala.
5/25	L, 3-4	Alabama!	Hoover, Ala.
6/2	L, 3-4 (11)	Oral Roberts+	Fayetteville
6/3	W, 6-2	Princeton+	Fayetteville
6/4	L, 5-6	Oklahoma State+	Fayetteville

^ - Jaguar Invitational

% - Al Ogletree Classic

\$ - Rainbow Baseball Tournament

* - SEC Game

! - SEC Tournament

+ - NCAA Fayetteville Regional

2007 (43-21; 18-12 1st SEC West) Dave Van Horn

Date	Result	Opponent	Location
2/2	W, 4-2	Louisiana Tech	Ruston, La.
2/3	L, 2-9	Louisiana Tech	Ruston, La.
2/4	W, 6-2	Louisiana Tech	Ruston, La.
2/9	W, 13-1	Troy	Troy, Ala.
2/10	L, 8-13	Troy	Troy, Ala.
2/11	W, 16-2	Troy	Troy, Ala.
2/18	W, 8-3	Wisc.-Milwaukee	Fayetteville
2/18	W, 28-2	Wisc.-Milwaukee	Fayetteville
2/19	W, 8-1	Wisc.-Milwaukee	Fayetteville
2/23	W, 12-1	Illinois State	Fayetteville
2/24	L, 10-12	Illinois State	Fayetteville
2/25	W, 9-8 (10)	Illinois State	Fayetteville
3/2	L, 4-5	Ole Miss*	Minneapolis, Minn.
3/4	W, 5-1	Minnesota*	Minneapolis, Minn.
3/4	L, 5-10	Minnesota*	Minneapolis, Minn.
3/9	W, 8-7	Kansas	Fayetteville
3/10	W, 4-0	Kansas	Fayetteville
3/11	W, 5-2	Kansas	Fayetteville
3/13	W, 10-2	Oral Roberts	Fayetteville
3/16	W, 10-2	Kentucky*	Lexington, Ky.
3/17	L, 5-7	Kentucky*	Lexington, Ky.
3/18	W, 14-5	Kentucky*	Lexington, Ky.
3/21	W, 16-14	Centenary	Shreveport, La.
3/23	W, 8-7 (10)	Vanderbilt	Fayetteville
3/24	L, 3-6	Vanderbilt	Fayetteville
3/25	W, 8-3	Vanderbilt	Fayetteville
3/27	L, 3-5	Oral Roberts	Tulsa, Okla.
3/30	W, 6-2	Tennessee*	Knoxville, Tenn.
3/31	W, 4-3	Tennessee*	Knoxville, Tenn.
4/1	W, 11-7	Tennessee*	Knoxville, Tenn.
4/3	W, 14-6	Northern Colorado	Fayetteville
4/4	W, 9-7	Northern Colorado	Fayetteville
4/6	L, 9-11	Mississippi State*	Fayetteville
4/7	L, 1-2	Mississippi State*	Fayetteville
4/8	W, 9-3	Mississippi State*	Fayetteville
4/11	W, 2-0	Missouri State	Fayetteville
4/14	W, 14-3	Florida*	Fayetteville
4/14	W, 7-1	Florida*	Fayetteville
4/15	W, 10-7	Florida*	Fayetteville
4/18	W, 16-2	Missouri State	Springfield, Mo.
4/20	L, 1-6	Georgia*	Athens, Ga.
4/21	W, 7-6 (10)	Georgia*	Athens, Ga.
4/22	W, 9-3	Georgia*	Athens, Ga.
4/25	W, 10-2	Wichita State	Fayetteville
4/27	W, 12-1	Auburn*	Auburn, Ala.
4/28	L, 9-11	Auburn*	Auburn, Ala.
4/29	W, 8-1	Auburn*	Auburn, Ala.
5/4	L, 5-6	LSU*	Fayetteville
5/5	W, 5-0	LSU*	Fayetteville
5/6	L, 3-5	LSU*	Fayetteville
5/11	L, 0-10	Alabama*	Tuscaloosa, Ala.
5/12	W, 12-5	Alabama*	Tuscaloosa, Ala.
5/13	L, 5-9	Alabama*	Tuscaloosa, Ala.
5/17	L, 4-5	Ole Miss*	Fayetteville
5/18	W, 4-3 (10)	Ole Miss*	Fayetteville
5/19	L, 0-5	Ole Miss*	Fayetteville



Jess Todd was an integral part of Arkansas' stellar pitching staff in 2007. He was one of three Razorback pitchers to be drafted in the first two rounds of the MLB Draft.

5/23	W, 6-0	Alabama!	Hoover, Ala.
5/24	W, 6-0	South Carolina!	Hoover, Ala.
5/26	W, 3-2	South Carolina!	Hoover, Ala.
5/27	L, 4-7	Vanderbilt!	Hoover, Ala.
6/1	W, 9-0	Albany+	Fayetteville
6/2	L, 3-14	Oklahoma State+	Fayetteville
6/3	W, 6-0	Creighton+	Fayetteville
6/3	L, 6-7	Oklahoma State+	Fayetteville

^ - Dairy Queen Classic

* - SEC Game

! - SEC Tournament

+ - NCAA Fayetteville Regional

2008 (34-24; 14-15 4th SEC West) Dave Van Horn

Date	Result	Opponent	Location
2/22	W, 9-4	Wright State	Fayetteville
2/23	W, 5-4	Wright State	Fayetteville
2/24	W, 7-3	Wright State	Fayetteville
2/27	W, 2-1	Kansas	Fayetteville
2/29	W, 9-8	La Tech*	College Station, Texas
3/1	L, 7-15	Texas A&M*	College Station, Texas
3/2	W, 8-6	Ohio State*	College Station, Texas
3/5	W, 13-1	South Dakota State	Fayetteville
3/5	W, 20-4	South Dakota State	Fayetteville
3/7	W, 14-5	Siena	Fayetteville
3/8	W, 17-2	Siena	Fayetteville
3/9	W, 10-4	Siena	Fayetteville
3/11	L, 5-6	Arizona State	Tempe, Ariz.
3/12	L, 4-7	Arizona State	Tempe, Ariz.
3/14	W, 5-1	Georgia*	Fayetteville
3/15	L, 11-15	Georgia*	Fayetteville
3/16	L, 2-13	Georgia*	Fayetteville
3/18	L, 1-6	Nebraska	Lincoln, Neb.
3/19	W, 9-4	Nebraska	Lincoln, Neb.
3/21	L, 7-8 (11)	LSU*	Baton Rouge, La.
3/22	W, 14-13 (10)	LSU*	Baton Rouge, La.
3/23	L, 2-4	LSU*	Baton Rouge, La.
3/25	W, 9-0	Centenary	Fayetteville
3/26	L, 1-5	Centenary	Fayetteville
3/29	L, 5-6 (12)	Vanderbilt*	Nashville, Tenn.
3/30	L, 2-6	Vanderbilt*	Nashville, Tenn.
4/1	W, 7-6 (10)	Missouri State	Springfield, Mo.
4/4	L, 2-5	Auburn*	Fayetteville
4/5	W, 5-4	Auburn*	Fayetteville
4/6	L, 10-12 (10)	Auburn*	Fayetteville
4/8	L, 4-9	Oral Roberts	Fayetteville
4/11	W, 2-1	Florida*	Gainesville, Fla.
4/12	L, 1-6	Florida*	Gainesville, Fla.
4/13	W, 10-4	Florida*	Gainesville, Fla.
4/15	L, 2-12	Oral Roberts	Tulsa, Okla.
4/16	W, 9-1	Alcorn State	Fayetteville
4/18	W, 5-4	Tennessee*	Fayetteville
4/19	W, 5-4 (10)	Tennessee*	Fayetteville
4/20	L, 6-7 (10)	Tennessee*	Fayetteville
4/22	W, 9-2	Northern Colorado	Fayetteville
4/23	W, 9-1	Northern Colorado	Fayetteville
4/25	L, 4-12	Ole Miss*	Oxford, Miss.
4/26	W, 13-11 (10)	Ole Miss*	Oxford, Miss.
4/27	W, 12-4	Ole Miss*	Oxford, Miss.
4/30	W, 14-6	Missouri State	Fayetteville
5/2	L, 7-11	Alabama*	Fayetteville
5/3	L, 6-11	Alabama*	Fayetteville
5/4	W, 5-4	Alabama*	Fayetteville
5/9	W, 12-11	South Carolina*	Fayetteville
5/10	W, 6-3	South Carolina*	Fayetteville
5/11	W, 4-2	South Carolina*	Fayetteville
5/12	W, 12-3	Mississippi Valley St	Fayetteville
5/15	L, 5-6	Mississippi State*	Starkville, Miss.
5/16	L, 5-6	Mississippi State*	Starkville, Miss.
5/17	W, 15-10	Mississippi State*	Starkville, Miss.
5/19	W, 12-6	Western Illinois	Fayetteville

5/30	L, 3-4	Pepperdine+	Palo Alto, Calif.
5/31	L, 1-5	Stanford+	Palo Alto, Calif.

^ - Dominos Pizza Classic

* - SEC Game

+ - NCAA Stanford Regional

2009 (41-24; 14-15 4th SEC West) Dave Van Horn

Date	Result	Opponent	Location
2/20	W, 4-2	Washington State	Fayetteville
2/20	W, 7-5 (10)	Washington State	Fayetteville
2/22	W, 4-3	Washington State	Fayetteville
2/24	L, 3-9	Kansas	Fayetteville
2/25	W, 9-8 (10)	Kansas	Fayetteville
2/27	W, 8-7 (10)	Western Illinois	Fayetteville
3/3	W, 7-3	Valparaiso	Fayetteville
3/6	W, 5-4 (10)	California	Fayetteville
3/7	L, 6-12	California	Fayetteville
3/8	W, 13-3	California	Fayetteville
3/10	L, 3-8	Centenary	Shreveport, La.
3/13	W, 11-4	Florida*	Fayetteville
3/14	W, 8-4	Florida*	Fayetteville
3/15	W, 4-2	Florida*	Fayetteville
3/17	W, 7-3	Nebraska	Fayetteville
3/18	L, 4-7	Nebraska	Fayetteville
3/20	W, 3-2	Auburn*	Auburn, Ala.
3/21	W, 10-6	Auburn*	Auburn, Ala.
3/22	W, 12-6	Auburn*	Auburn, Ala.
3/25	W, 10-0	Missouri State	Fayetteville
3/27	W, 20-9	Mississippi State*	Fayetteville
3/29	W, 5-1	Mississippi State*	Fayetteville
3/29	L, 4-12	Mississippi State*	Fayetteville
3/31	W, 2-0	Missouri State	Springfield, Mo.
4/3	W, 6-4	South Carolina*	Columbia, S.C.
4/4	L, 1-9	South Carolina*	Columbia, S.C.
4/5	W, 7-4	South Carolina*	Columbia, S.C.
4/7	W, 7-3	Arizona State	Fayetteville
4/8	W, 8-7	Arizona State	Fayetteville
4/10	L, 0-9	Vanderbilt*	Fayetteville
4/11	L, 6-13	Vanderbilt*	Fayetteville
4/14	L, 2-3	ULM	Fayetteville
4/15	W, 10-9 (10)	ULM	Fayetteville
4/17	L, 3-4	Georgia*	Athens, Ga.
4/18	L, 3-4	Georgia*	Athens, Ga.
4/19	W, 2-0	Georgia*	Athens, Ga.
4/21	W, 9-6	Oral Roberts	Tulsa, Okla.
4/24	W, 9-3	Tennessee*	Knoxville, Tenn.
4/25	L, 4-5	Tennessee*	Knoxville, Tenn.
4/26	W, 15-8	Tennessee*	Knoxville, Tenn.
4/28	W, 8-7 (10)	Oklahoma	Fayetteville
5/2	W, 11-4	LSU*	Fayetteville
5/2	L, 0-5	LSU*	Fayetteville
5/3	L, 3-4	LSU*	Fayetteville
5/8	L, 1-2	Alabama*	Tuscaloosa, Ala.
5/9	L, 6-8	Alabama*	Tuscaloosa, Ala.
5/10	L, 5-6	Alabama*	Tuscaloosa, Ala.
5/12	W, 3-2	Oral Roberts	Fayetteville
5/14	L, 5-7	Ole Miss*	Fayetteville
5/15	L, 3-9	Ole Miss*	Fayetteville
5/16	L, 3-16	Ole Miss*	Fayetteville
5/20	W, 8-5	Florida!	Hoover, Ala.
5/21	L, 1-2 (10)	Georgia!	Hoover, Ala.
5/22	W, 10-7	Florida!	Hoover, Ala.
5/23	L, 1-11 (7)	Vanderbilt!	Hoover, Ala.
5/29	W, 10-3	Washington St.+	Norman, Okla.
5/30	W, 17-6	Oklahoma*	Norman, Okla.
5/31	W, 11-0	Oklahoma*	Norman, Okla.
6/5	W, 7-2	Florida State\$	Tallahassee, Fla.
6/6	W, 9-8	Florida State\$	Tallahassee, Fla.
6/13	W, 10-6	Cal St. Fullerton#	Omaha, Neb.
6/15	L, 1-9	LSU#	Omaha, Neb.
6/17	W, 4-3 (12)	Virginia#	Omaha, Neb.



In three years at Arkansas, Nick Schmidt went 22-8 with a 2.83 ERA. The southpaw was selected by the San Diego Padres with the No. 23 overall pick in the 2007 MLB Draft.

6/19 L, 5-14 LSU# Omaha, Neb.
 * - SEC Game
 I - SEC Tournament
 +- NCAA Norman Regional
 S - NCAA Tallahassee Super Regional
 # - College World Series

2010 (43-21; 18-12 2nd SEC West) Dave Van Horn

Date	Result	Opponent	Location
2/19	W, 10-2	Ball State	Fayetteville
2/20	L, 2-5	Ball State	Fayetteville
2/21	W, 9-3	Ball State	Fayetteville
2/26	W, 10-1	Troy	Fayetteville
2/27	W, 10-8	Troy	Fayetteville
2/28	W, 7-6	Troy	Fayetteville
3/2	W, 15-3	Kansas	Fayetteville
3/5	W, 7-3	California	Berkeley, Calif.
3/6	W, 9-5	California	Berkeley, Calif.
3/7	L, 0-6	California	Berkeley, Calif.
3/9	L, 2-3	South Dakota State	Fayetteville
3/10	W, 21-2	South Dakota State	Fayetteville
3/12	W, 14-6	Wisc.-Milwaukee	Fayetteville
3/13	W, 7-0	Wisc.-Milwaukee	Fayetteville
3/14	W, 3-2 (10)	Wisc.-Milwaukee	Fayetteville
3/19	W, 6-3	LSU*	Baton Rouge, La.
3/20	L, 7-8	LSU*	Baton Rouge, La.
3/21	L, 1-5	LSU*	Baton Rouge, La.
3/23	W, 3-2	McNeese State	Lake Charles, La.
3/24	W, 7-6	McNeese State	Lake Charles, La.
3/26	W, 9-8	Alabama*	Fayetteville
3/27	W, 4-3	Alabama*	Fayetteville
3/28	W, 10-5	Alabama*	Fayetteville
3/30	W, 18-2	Centenary	Fayetteville
3/31	W, 9-4	Centenary	Fayetteville
4/2	L, 8-12	Kentucky*	Fayetteville
4/3	W, 10-1	Kentucky*	Fayetteville
4/4	W, 17-16	Kentucky*	Fayetteville
4/7	W, 32-8	Saint Louis	Fayetteville
4/9	W, 8-3	Mississippi State*	Starkville, Miss.
4/10	W, 8-5	Mississippi State*	Starkville, Miss.
4/11	W, 13-3	Mississippi State*	Starkville, Miss.
4/13	W, 4-3 (11)	New Mexico	Fayetteville
4/14	W, 5-4	New Mexico	Fayetteville
4/16	W, 10-2	Georgia*	Fayetteville
4/17	W, 10-2	Georgia*	Fayetteville
4/18	W, 13-5	Georgia*	Fayetteville
4/20	W, 9-5	Oral Roberts	Fayetteville
4/23	W, 8-3	Florida*	Gainesville, Fla.
4/24	L, 2-8	Florida*	Gainesville, Fla.
4/25	L, 1-2	Florida*	Gainesville, Fla.
4/28	W, 5-4	Missouri State	Fayetteville
4/30	W, 9-4	Auburn*	Fayetteville
5/1	L, 7-8	Auburn*	Fayetteville
5/2	L, 2-13	Auburn*	Fayetteville
5/7	W, 11-4	Ole Miss*	Oxford, Miss.
5/8	L, 2-3	Ole Miss*	Oxford, Miss.
5/9	W, 7-0	Ole Miss*	Oxford, Miss.
5/11	W, 5-4 (10)	La Tech%	N. Little Rock, Ark.
5/14	L, 2-3	South Carolina*	Fayetteville
5/15	L, 0-5	South Carolina*	Fayetteville
5/16	L, 3-5	South Carolina*	Fayetteville
5/18	L, 2-5	Oklahoma	Norman, Okla.
5/20	L, 3-4	Vanderbilt*	Nashville, Tenn.
5/21	W, 4-3	Vanderbilt*	Nashville, Tenn.
5/22	W, 7-5	Vanderbilt*	Nashville, Tenn.
5/26	L, 0-2	Vanderbilt*	Hoover, Ala.
5/27	L, 4-5	Florida*	Hoover, Ala.
6/4	W, 19-7	Grambling State+	Fayetteville
6/5	W, 6-4	Washington State+	Fayetteville
6/6	L, 7-10	Washington State+	Fayetteville
6/7	W, 7-2	Washington State+	Fayetteville
6/12	L, 6-7 (12)	Arizona State\$	Tempe, Ariz.
6/13	L, 5-7 (12)	Arizona State\$	Tempe, Ariz.

* - SEC Game
 % - Game played at Dickey-Stephens Park
 I - SEC Tournament
 +- NCAA Fayetteville Regional
 S - NCAA Tempe Super Regional

2011 (40-22; 15-15 1st SEC West) Dave Van Horn

Date	Result	Opponent	Location
2/18	W, 5-0	Delaware State	Fayetteville
2/19	W, 9-2	Delaware State	Fayetteville
2/20	W, 10-0	Delaware State	Fayetteville
2/25	W, 3-2	Utah	Fayetteville
2/26	W, 5-4	Utah	Fayetteville
2/27	W, 10-1	Utah	Fayetteville
3/1	L, 6-8	McNeese State	Fayetteville
3/2	W, 8-3	McNeese State	Fayetteville
3/4	W, 15-6	Wisc.-Milwaukee	Fayetteville
3/5	W, 13-9	Wisc.-Milwaukee	Fayetteville
3/6	W, 7-3	Wisc.-Milwaukee	Fayetteville
3/10	W, 12-4	San Diego St.	San Diego, Calif.
3/11	W, 11-6	San Diego St.	San Diego, Calif.
3/12	L, 2-3	San Diego St.	San Diego, Calif.
3/13	W, 5-2	San Diego St.	San Diego, Calif.
3/15	W, 4-2	Kansas	Fayetteville
3/18	W, 6-5 (11)	Auburn*	Auburn, Ala.
3/19	L, 5-9	Auburn*	Auburn, Ala.

3/20	L, 7-8	Auburn*	Auburn, Ala.
3/22	W, 7-2	Memphis%	N. Little Rock, Ark.
3/23	W, 7-3	Memphis	Memphis, Tenn.
3/25	W, 2-1	Vanderbilt*	Fayetteville
3/26	L, 1-4	Vanderbilt*	Fayetteville
3/27	L, 1-2	Vanderbilt*	Fayetteville
4/1	L, 3-5	Alabama*	Tuscaloosa, Ala.
4/2	L, 3-5	Alabama*	Tuscaloosa, Ala.
4/3	W, 4-3	Alabama*	Tuscaloosa, Ala.
4/6	W, 6-5	Texas State	Fayetteville
4/8	W, 2-0	LSU*	Fayetteville
4/9	W, 4-3	LSU*	Fayetteville
4/10	W, 5-4	LSU*	Fayetteville
4/12	W, 2-1	Missouri State	Springfield, Mo.
4/15	W, 6-5	Mississippi State*	Fayetteville
4/16	W, 6-1	Mississippi State*	Fayetteville
4/17	L, 3-5	Mississippi State*	Fayetteville
4/19	W, 6-5	Oral Roberts	Tulsa, Okla.
4/23	L, 2-3	Kentucky*	Lexington, Ky.
4/23	L, 1-3	Kentucky*	Lexington, Ky.
4/24	W, 5-1 (6)	Kentucky*	Lexington, Ky.
4/29	W, 10-4	Georgia*	Athens, Ga.
4/30	L, 0-3	Georgia*	Athens, Ga.
5/1	L, 5-6	Georgia*	Athens, Ga.
5/3	W, 10-0	Southeast Mo. St.	Fayetteville
5/4	L, 5-6	Southeast Mo. St.	Fayetteville
5/5	W, 4-3	Florida*	Fayetteville
5/6	W, 5-3	Florida*	Fayetteville
5/7	L, 3-5	Florida*	Fayetteville
5/13	W, 6-2	South Carolina*	Columbia, S.C.
5/14	L, 5-6	South Carolina*	Columbia, S.C.
5/15	L, 1-7	South Carolina*	Columbia, S.C.
5/17	W, 6-2	UT Martin	Fayetteville
5/19	L, 1-2	Ole Miss*	Fayetteville
5/21	W, 2-0	Ole Miss*	Fayetteville
5/21	W, 5-3	Ole Miss*	Fayetteville
5/25	L, 4-7	Alabama*	Hoover, Ala.
5/26	W, 7-2	Mississippi State*	Hoover, Ala.
5/27	W, 4-1	Alabama*	Hoover, Ala.
5/28	L, 2-3	Vanderbilt*	Hoover, Ala.
6/3	L, 2-3	Charlotte+	Tempe, Ariz.
6/4	W, 3-0	New Mexico+	Tempe, Ariz.
6/5	W, 11-3	Charlotte+	Tempe, Ariz.
6/5	L, 4-13	Arizona State+	Tempe, Ariz.

* - SEC Game
 % - Game played at Dickey-Stephens Park
 I - SEC Tournament
 +- NCAA Tempe Regional

2012 (46-22; 16-14 T-2nd SEC West) Dave Van Horn

Date	Result	Opponent	Location
2/17	W, 11-5	Villanova	Fayetteville
2/18	W, 13-1	Villanova	Fayetteville
2/19	W, 17-1	Villanova	Fayetteville
2/21	W, 8-7	Northwestern State	Fayetteville
2/22	W, 6-2	Northwestern State	Fayetteville
2/24	W, 7-3	Valparaiso	Fayetteville
2/25	W, 4-3	Valparaiso	Fayetteville
2/26	L, 9-10 (10)	Valparaiso	Fayetteville
2/28	W, 5-0	BYU	Fayetteville
2/29	W, 8-1	BYU	Fayetteville
3/2	W, 3-1	Texas Tech*	Houston, Texas
3/3	L, 1-4	Houston*	Houston, Texas
3/4	W, 7-3	Texas*	Houston, Texas
3/9	W, 4-0	Binghamton	Fayetteville
3/10	W, 5-3	Binghamton	Fayetteville
3/10	W, 6-0	Binghamton	Fayetteville
3/13	W, 1-0	Gonzaga	Fayetteville
3/14	W, 5-3	Gonzaga	Fayetteville
3/16	W, 4-3 (12)	Alabama*	Fayetteville
3/17	W, 8-4	Alabama*	Fayetteville
3/18	W, 7-4	Alabama*	Fayetteville
3/21	W, 10-2	Nevada	Fayetteville
3/23	L, 2-11	Mississippi St.*	Starkville, Miss.
3/24	W, 8-0	Mississippi St.*	Starkville, Miss.
3/25	W, 8-5 (11)	Mississippi St.*	Starkville, Miss.
3/30	L, 6-10	LSU*	Baton Rouge, La.
3/31	L, 1-2	LSU*	Baton Rouge, La.
4/1	L, 2-3 (11)	LSU*	Baton Rouge, La.
4/6	L, 2-4	Georgia*	Fayetteville
4/7	W, 8-3	Georgia*	Fayetteville
4/8	W, 8-0	Georgia*	Fayetteville
4/10	L, 0-4	Oklahoma	Norman, Okla.
4/13	W, 8-7	Kentucky*	Fayetteville
4/14	L, 4-5	Kentucky*	Fayetteville
4/14	L, 1-2	Kentucky*	Fayetteville
4/17	W, 8-3	Stephen F. Austin	Fayetteville
4/17	W, 4-3	Stephen F. Austin	Fayetteville
4/21	L, 2-8	Ole Miss*	Oxford, Miss.
4/21	L, 0-1	Ole Miss*	Oxford, Miss.
4/22	W, 11-3	Ole Miss*	Oxford, Miss.
4/24	W, 6-1	Oral Roberts	Fayetteville
4/27	L, 2-3	Florida*	Gainesville, Fla.
4/28	W, 5-1	Florida*	Gainesville, Fla.
4/29	W, 3-1 (10)	Florida*	Gainesville, Fla.
5/1	W, 6-3	Missouri	Fayetteville
5/2	W, 2-0	Missouri	Fayetteville
5/4	L, 6-8 (10)	South Carolina*	Fayetteville
5/5	W, 7-6	South Carolina*	Fayetteville
5/6	L, 7-10	South Carolina*	Fayetteville
5/10	L, 2-3 (10)	Auburn*	Fayetteville



Arkansas advanced to the College World Series for the seventh time in program history in 2012 after winning two of three games over No. 4 Baylor in the Waco Super Regional.

5/11	W, 5-4	Auburn*	Fayetteville
5/12	L, 5-12	Auburn*	Fayetteville
5/15	W, 6-5 (10)	La Tech%	N. Little Rock, Ark.
5/17	W, 8-0	Tennessee*	Knoxville, Tenn.
5/18	W, 10-3	Tennessee*	Knoxville, Tenn.
5/19	W, 8-2	Tennessee*	Knoxville, Tenn.
5/22	L, 1-9	Mississippi State*	Hoover, Ala.
5/23	L, 0-2	Ole Miss*	Hoover, Ala.
6/1	W, 5-4	Sam Houston St+	Houston, Texas
6/2	W, 1-0	Rice+	Houston, Texas
6/3	W, 5-1	Sam Houston St+	Houston, Texas
6/9	L, 1-8	Baylor\$	Waco, Texas
6/10	W, 5-4	Baylor\$	Waco, Texas
6/11	W, 1-0 (10)	Baylor\$	Waco, Texas
6/16	W, 8-1	Kent State#	Omaha, Neb.
6/18	W, 2-1	South Carolina#	Omaha, Neb.
6/21	L, 0-2	South Carolina#	Omaha, Neb.
6/22	L, 2-3	South Carolina#	Omaha, Neb.

^ - Houston College Classic
 * - SEC Game
 % - Game played at Dickey-Stephens Park
 I - SEC Tournament
 +- NCAA Houston Regional
 S - NCAA Waco Super Regional
 # - College World Series

2013 (39-22; 18-11 2nd SEC West) Dave Van Horn

Date	Result	Opponent	Location
2/15	W, 9-1	Western Illinois	Fayetteville
2/16	W, 7-2	Western Illinois	Fayetteville
2/17	L, 5-7	Western Illinois	Fayetteville
2/19	W, 14-0 (7)	New Orleans	Fayetteville
2/19	W, 3-0	New Orleans	Fayetteville
2/22	W, 10-4	Evansville	Fayetteville
2/23	W, 5-2	Evansville	Fayetteville
2/24	W, 10-2	Evansville	Fayetteville
2/28	L, 2-3	vs. Arizona State^	Surprise, Ariz.
3/1	L, 0-3	vs. Gonzaga^	Surprise, Ariz.
3/2	L, 1-3	vs. Arizona State^	Surprise, Ariz.
3/3	L, 3-4	vs. Pacific^	Surprise, Ariz.
3/7	W, 2-0	San Diego State	Fayetteville
3/8	W, 4-3	San Diego State	Fayetteville
3/9	W, 8-2	San Diego State	Fayetteville
3/9	W, 4-1	San Diego State	Fayetteville
3/12	W, 20-2	Alabama A&M	Fayetteville
3/13	W, 13-0	Alabama A&M	Fayetteville
3/15	L, 1-7	Ole Miss*	Fayetteville
3/16	W, 10-1	Ole Miss*	Fayetteville
3/17	L, 4-6 (13)	Ole Miss*	Fayetteville
3/22	W, 15-3	South Carolina*	Columbia, S.C.
3/23	W, 4-2	South Carolina*	Columbia, S.C.
3/24	W, 5-3 (11)	South Carolina*	Columbia, S.C.
3/26	W, 6-0	Miss. Valley St.	Fayetteville
3/27	W, 2-1	Miss. Valley St%	N. Little Rock, Ark.
3/29	W, 5-4	Mississippi St.*	Fayetteville
3/30	L, 1-4	Mississippi St.*	Fayetteville
3/31	W, 3-1	Mississippi St.*	Fayetteville
4/4	W, 3-1	at Alabama*	Tuscaloosa, Ala.
4/5	W, 6-0	at Alabama*	Tuscaloosa, Ala.
4/6	L, 0-5	at Alabama*	Tuscaloosa, Ala.
4/9	L, 0-3	New Mexico	Fayetteville
4/9	W, 4-3	New Mexico	Fayetteville
4/12	L, 2-6	LSU*	Fayetteville
4/13	W, 8-3	LSU*	Fayetteville
4/14	L, 3-5 (10)	LSU*	Fayetteville
4/16	L, 0-3	at Nebraska	Lincoln, Neb.
4/16	L, 2-4	at Nebraska	Lincoln, Neb.
4/19	L, 3-5	Texas A&M*	Fayetteville
4/20	W, 12-2	Texas A&M*	Fayetteville

4/21	W, 2-1	Texas A&M*	Fayetteville
4/26	W, 2-0	at Georgia*	Athens, Ga.
4/27	W, 2-1	at Georgia*	Athens, Ga.
4/30	W, 6-3	Missouri State	Fayetteville
5/3	W, 2-1	at Kentucky*	Lexington, Ky.
5/4	W, 5-3	at Kentucky*	Lexington, Ky.
5/4	L, 3-4	at Kentucky*	Lexington, Ky.
5/10	L, 3-8	Tennessee*	Fayetteville
5/11	W, 11-1	Tennessee*	Fayetteville
5/12	W, 10-2	Tennessee*	Fayetteville
5/16	L, 0-3	at Auburn*	Auburn, Ala.
5/17	W, 1-0	at Auburn*	Auburn, Ala.
5/18	L, 6-11	at Auburn*	Auburn, Ala.
5/22	W, 2-1 (10)	vs. Ole Miss*	Hoover, Ala.
5/23	W, 4-1	vs. LSU*	Hoover, Ala.
5/25	L, 1-3	vs. LSU*	Hoover, Ala.
5/31	L, 1-4	vs. Bryant+	Manhattan, Kan.
6/1	W, 3-1	vs. Wichita St+	Manhattan, Kan.
6/2	W, 12-3	vs. Bryant+	Manhattan, Kan.
6/2	L, 4-4	at Kansas St.+	Manhattan, Kan.

^ - Coca-Cola Classic
 * - SEC Game
 % - Game played at Dickey-Stephens Park
 I - SEC Tournament
 +- NCAA Manhattan Regional

2014 (40-25; 16-14 4th SEC West) Dave Van Horn

Date	Result	Opponent	Location
2/14	W, 12-2	Appalachian St.	Fayetteville
2/15	W, 7-6	Appalachian St.	Fayetteville
2/16	W, 7-3	Appalachian St.	Fayetteville
2/21	W, 6-2	Eastern Illinois	Fayetteville
2/22	W, 8-3	Eastern Illinois	Fayetteville
2/23	W, 8-3	Eastern Illinois	Fayetteville
2/28	W, 12-1	South Alabama	Fayetteville
3/1	L, 1-2	South Alabama	Fayetteville
3/1	L, 3-5	South Alabama	Fayetteville
3/7	L, 1-2	vs. San Francisco^	Berkeley, Calif.
3/8	W, 4-0	vs. Tulane^	Berkeley, Calif.
3/9	L, 3-4	at California^	Berkeley, Calif.
3/9	L, 1-2	at California^	Berkeley, Calif.
3/14	L, 1-2	at Florida*	Gainesville, Fla.
3/15	L, 0-1	at Florida*	Gainesville, Fla.
3/16	W, 9-3	at Florida*	Gainesville, Fla.
3/18	W, 4-3	Grambling St.	Fayetteville
3/19	W, 8-0	Grambling St.	Fayetteville
3/21	L, 9-17	Alabama*	Fayetteville
3/22	W, 2-1	Alabama*	Fayetteville
3/23	W, 1-0	Alabama*	Fayetteville
3/25	W, 6-0	Miss. Valley St.	Fayetteville
3/25	W, 12-1	Miss. Valley St.	Fayetteville
3/26	W, 3-0	vs. Miss. Valley St. %	N. Little Rock
3/29	W, 4-0	at Mississippi St.*	Starkville, Miss.
3/29	L, 1-5	at Mississippi St.*	Starkville, Miss.
3/30	L, 1-5	at Mississippi St.*	Starkville, Miss.
4/1	W, 4-3	Nebraska	Fayetteville
4/2	L, 4-6	Nebraska	Fayetteville
4/4	L, 1-2	South Carolina*	Fayetteville
4/4	W, 4-1	South Carolina*	Fayetteville
4/5	W, 7-0	South Carolina*	Fayetteville
4/8	L, 7-10	UNLV	Fayetteville
4/9	W, 9-2	UNLV	Fayetteville
4/11	L, 3-5	at LSU*	Baton Rouge, La.
4/12	L, 4-5	at LSU*	Baton Rouge, La.
4/13	W, 10-4	at LSU*	Baton Rouge, La.
4/15	W, 7-2	Stephen F. Austin	Fayetteville
4/18	W, 6-2	Vanderbilt*	Fayetteville
4/19	L, 1-2	Vanderbilt*	Fayetteville
4/20	W, 3-1	Vanderbilt*	Fayetteville

A || ALL-TIME RESULTS



The Razorbacks won a thrilling game three in the NCAA Fayetteville Super Regional to advance to the 2015 College World Series - the school's eighth appearance in Omaha.

4/22	W, 8-1	Northwestern St.	Fayetteville
4/23	W, 15-3	Northwestern St.	Fayetteville
4/25	L, 1-2	Auburn*	Fayetteville
4/26	W, 4-3 (10)	Auburn*	Fayetteville
4/26	L, 2-7	Auburn*	Fayetteville
4/29	W, 4-1	at Missouri State	Springfield, Mo.
5/2	L, 2-3	at Ole Miss*	Oxford, Miss.
5/3	L, 4-7	at Ole Miss*	Oxford, Miss.
5/4	W, 11-1	at Ole Miss*	Oxford, Miss.
5/9	W, 3-2	Texas A&M*	Fayetteville
5/10	W, 7-3	Texas A&M*	Fayetteville
5/11	L, 5-6 (10)	Texas A&M*	Fayetteville
5/15	W, 9-4	at Missouri*	Columbia, Mo.
5/16	W, 4-0	at Missouri*	Columbia, Mo.
5/17	W, 7-5 (10)	at Missouri*	Columbia, Mo.
5/20	W, 4-0	vs. Texas A&M!	Hoover, Ala.
5/21	W, 2-1	vs. Ole Miss!	Hoover, Ala.
5/22	L, 2-7	vs. LSU!	Hoover, Ala.
5/23	W, 8-7	vs. Ole Miss!	Hoover, Ala.
5/24	L, 1-11	vs. LSU!	Hoover, Ala.
5/30	W, 3-2	vs. Liberty*	Charlottesville, Va.
5/31	L, 0-3	at Virginia*	Charlottesville, Va.
6/1	W, 10-0	vs. Bucknell+	Charlottesville, Va.
6/1	L, 2-9	at Virginia*	Charlottesville, Va.

^ - Cal Baseball Classic

* - SEC Game

% - Game played at Dickey-Stephens Park

! - SEC Tournament

++ - NCAA Charlottesville Regional

2015 (40-25; 17-12 3rd SEC West) Dave Van Horn

Date	Result	Opponent	Location
2/13	W, 11-4	North Dakota	Fayetteville
2/14	W, 13-2	North Dakota	Fayetteville
2/14	W, 12-1	North Dakota	Fayetteville
2/20	L, 5-9	vs. UCF^	Mobile, Ala.
2/21	W, 7-0	at South Alabama^	Mobile, Ala.
2/22	L, 6-13	vs. Maryland^	Mobile, Ala.
3/2	W, 4-1	Eastern Illinois	Fayetteville
3/2	W, 8-1	Eastern Illinois	Fayetteville
3/3	W, 7-0	Eastern Illinois	Fayetteville
3/6	W, 2-1	Loyola Marymount	Fayetteville
3/7	W, 13-7	Loyola Marymount	Fayetteville
3/8	L, 0-9	Loyola Marymount	Fayetteville
3/10	L, 2-6	Gonzaga	Fayetteville
3/11	L, 5-15	Gonzaga	Fayetteville
3/14	L, 7-8	at Vanderbilt*	Nashville, Tenn.
3/14	L, 1-9	at Vanderbilt*	Nashville, Tenn.
3/15	L, 0-1	at Vanderbilt*	Nashville, Tenn.
3/17	W, 4-3	Southeast Mo. St.	Fayetteville
3/18	L, 11-12	Southeast Mo. St.	Fayetteville
3/19	W, 5-1	LSU*	Fayetteville
3/20	L, 3-16	LSU*	Fayetteville
3/21	L, 4-7	LSU*	Fayetteville
3/24	L, 4-5	vs. Memphis%	N. Little Rock, Ark.
3/25	W, 7-3	at Memphis	Memphis, Tenn.
3/26	W, 10-3	Ole Miss*	Fayetteville
3/27	L, 4-5	Ole Miss*	Fayetteville
3/28	W, 5-2	Ole Miss*	Fayetteville
3/31	L, 0-2	Missouri State	Fayetteville
4/3	W, 10-7	at Auburn*	Auburn, Ala.
4/4	L, 2-3	at Auburn*	Auburn, Ala.
4/5	W, 6-4	at Auburn*	Auburn, Ala.
4/7	W, 8-1	Miss. Valley St.	Fayetteville
4/8	W, 14-0	Miss. Valley St.	Fayetteville
4/10	W, 5-3	Kentucky*	Fayetteville
4/11	L, 4-16	Kentucky*	Fayetteville
4/12	W, 7-3	Kentucky*	Fayetteville
4/14	W, 8-2	Stephen F. Austin	Fayetteville
4/15	W, 15-3	Stephen F. Austin	Fayetteville
4/18	L, 6-13	at Texas A&M* College Station, Texas	
4/18	W, 9-8	at Texas A&M* College Station, Texas	
4/19	W, 8-2	at Texas A&M* College Station, Texas	
4/24	W, 7-6	Mississippi State*	Fayetteville

4/25	W, 6-1	Mississippi State*	Fayetteville
4/26	L, 1-2	Mississippi State*	Fayetteville
4/30	W, 5-1	at Alabama*	Hoover, Ala.
5/1	W, 8-4	at Alabama*	Hoover, Ala.
5/2	W, 4-0	at Alabama*	Hoover, Ala.
5/8	L, 4-5	Tennessee*	Fayetteville
5/10	W, 5-2	Tennessee*	Fayetteville
5/12	W, 6-2	at Creighton	Omaha, Neb.
5/14	L, 1-10	at Georgia*	Athens, Ga.
5/15	W, 9-0	at Georgia*	Athens, Ga.
5/16	W, 8-1	at Georgia*	Athens, Ga.
5/19	W, 2-1	vs. Tennessee!	Hoover, Ala.
5/20	W, 7-6	vs. Florida!	Hoover, Ala.
5/21	L, 5-10	vs. LSU!	Hoover, Ala.
5/22	L, 0-10	vs. Florida!	Hoover, Ala.
5/29	W, 8-6	vs. Oral Roberts+	Stillwater, Okla.
5/30	W, 7-5	at Oklahoma State+	Stillwater, Okla.
5/31	W, 4-3	vs. St. John's+	Stillwater, Okla.
6/5	W, 18-4	Missouri State\$	Fayetteville
6/6	L, 1-3	Missouri State\$	Fayetteville
6/7	W, 3-2	Missouri State\$	Fayetteville
6/13	L, 3-5	vs. Virginia#	Omaha, Neb.
6/15	L, 3-4	vs. Miami#	Omaha, Neb.

^ - South Alabama Tournament

* - SEC Game

% - Game played at Dickey-Stephens Park

! - SEC Tournament

++ - NCAA Stillwater Regional

\$ - NCAA Fayetteville Super Regional

- College World Series

2016 (26-29; 7-23 7th SEC West) Dave Van Horn

Date	Result	Opponent	Location
2/19	W, 6-1	Central Michigan	Fayetteville
2/20	W, 4-3	Central Michigan	Fayetteville
2/21	W, 9-4 (8)	Central Michigan	Fayetteville
2/23	W, 21-4	Mississippi Valley St.	Fayetteville
2/24	W, 20-0	Mississippi Valley St.	Fayetteville
2/26	W, 5-2	vs. Rice^	Houston, Texas
2/27	W, 12-3	vs. Houston^	Houston, Texas
2/28	W, 10-6	vs. Texas Tech^	Houston, Texas
3/2	L, 2-3	Louisiana Tech	Fayetteville
3/4	W, 5-2	Eastern Illinois	Fayetteville
3/5	L, 8-10 (12)	Eastern Illinois	Fayetteville
3/6	W, 3-2	Eastern Illinois	Fayetteville
3/9	L, 10-15	Gonzaga	Fayetteville
3/11	W, 3-2 (10)	Western Illinois	Fayetteville
3/12	W, 9-3	Western Illinois	Fayetteville
3/13	W, 3-0	Western Illinois	Fayetteville
3/15	W, 14-4	Grambling State	Fayetteville
3/16	W, 3-2	Grambling State	Fayetteville
3/18	L, 6-10	at South Carolina*	Columbia, S.C.
3/19	L, 2-6	at South Carolina*	Columbia, S.C.
3/20	L, 6-8	at South Carolina*	Columbia, S.C.
3/25	W, 3-2	Auburn*	Fayetteville
3/26	W, 14-7	Auburn*	Fayetteville
3/27	W, 3-1	Auburn*	Fayetteville
3/29	L, 4-5	at Oklahoma State	Stillwater, Okla.
4/1	W, 7-6	Missouri*	Fayetteville
4/2	L, 5-8	Missouri*	Fayetteville
4/3	L, 1-10	Missouri*	Fayetteville
4/6	W, 12-4	at Memphis\$	Memphis, Tenn.
4/8	L, 3-7	at Ole Miss*	Oxford, Miss.
4/9	L, 9-14	at Ole Miss*	Oxford, Miss.
4/10	L, 7-8	at Ole Miss*	Oxford, Miss.
4/12	W, 3-1	ULM%	N. Little Rock, Ark.
4/14	L, 8-12	Florida*	Fayetteville
4/15	L, 2-9	Florida*	Fayetteville
4/16	L, 2-8	Florida*	Fayetteville
4/19	W, 6-2	Creighton	Fayetteville
4/22	W, 1-0 (10)	at Kentucky*	Lexington, Ky.
4/23	W, 2-0 (7)	at Kentucky*	Lexington, Ky.
4/23	L, 4-5 (7)	at Kentucky*	Lexington, Ky.
4/26	W, 7-6	Oklahoma State	Fayetteville

4/30	W, 9-5	Texas A&M*	Fayetteville
4/30	L, 8-11	Texas A&M*	Fayetteville
5/1	L, 2-6	Texas A&M*	Fayetteville
5/3	L, 6-14	at Missouri State	Springfield, Mo.
5/6	L, 4-5	at LSU*	Baton Rouge, La.
5/7	L, 9-10 (10)	at LSU*	Baton Rouge, La.
5/8	L, 1-7	at LSU*	Baton Rouge, La.
5/13	L, 6-8	Alabama*	Fayetteville
5/14	L, 4-10	Alabama*	Fayetteville
5/15	L, 4-7	Alabama*	Fayetteville
5/17	L, 2-8	Missouri State	Fayetteville
5/19	L, 0-7	at Mississippi State*	Starkville, Miss.
5/20	L, 1-5	at Mississippi State*	Starkville, Miss.
5/21	L, 4-9	at Mississippi State*	Starkville, Miss.

^ - Houston College Classic at Minute Maid Park

* - SEC Game

\$ - Game played at AutoZone Park

% - Game played at Dickey-Stephens Park

2017 (45-19; 18-11 2nd SEC West) Dave Van Horn

Date	Result	Opponent	Location
2/17	W, 7-0	Miami (Ohio)	Fayetteville
2/18	W, 5-1	Miami (Ohio)	Fayetteville
2/19	W, 11-1	Miami (Ohio)	Fayetteville
2/24	W, 11-8	Bryant	Fayetteville
2/25	W, 13-7	Bryant	Fayetteville
2/26	W, 16-6	Bryant	Fayetteville
2/28	L, 3-4	at Louisiana Tech	Ruston, La.
3/1	W, 13-10	at Louisiana Tech	Ruston, La.
3/3	L, 0-3	vs. Arizona^	Frisco, Texas
3/4	W, 15-5	vs. Nebraska^	Frisco, Texas
3/5	L, 3-8	vs. Oklahoma State^	Frisco, Texas
3/7	W, 12-3	ULM	Fayetteville
3/8	W, 11-2	ULM	Fayetteville
3/10	W, 5-2	Rhode Island	Fayetteville
3/10	W, 3-2	Rhode Island	Fayetteville
3/12	L, 0-3	Rhode Island	Fayetteville
3/14	W, 3-2	Alcorn State	Fayetteville
3/15	W, 11-3	Alcorn State	Fayetteville
3/17	W, 3-1	Mississippi State*	Fayetteville
3/18	W, 5-4	Mississippi State*	Fayetteville
3/19	W, 6-1	Mississippi State*	Fayetteville
3/22	W, 5-2	New Orleans	Fayetteville
3/24	W, 9-2	at Missouri*	Columbia, Mo.
3/25	L, 2-7	at Missouri*	Columbia, Mo.
3/26	W, 9-8	at Missouri*	Columbia, Mo.
3/29	Cancelled	Grambling State	Fayetteville
3/31	W, 7-1	at Alabama*	Tuscaloosa, Ala.
4/1	L, 1-7	at Alabama*	Tuscaloosa, Ala.
4/2	W, 8-5	at Alabama*	Tuscaloosa, Ala.
4/5	W, 11-2	Grand Canyon	Fayetteville
4/5	W, 6-1	Grand Canyon	Fayetteville
4/7	W, 9-3	LSU*	Fayetteville
4/8	L, 8-10	LSU*	Fayetteville
4/9	L, 0-2	LSU*	Fayetteville
4/11	W, 12-4	at Missouri State	Springfield, Mo.
4/13	W, 14-4	Georgia*	Fayetteville
4/14	W, 5-4 (10)	Georgia*	Fayetteville
4/15	W, 11-3	Georgia*	Fayetteville
4/18	W, 16-7	Memphis	Fayetteville
4/19	W, 2-0	Memphis\$	N. Little Rock, Ark.
4/21	L, 2-15	at Auburn*	Auburn, Ala.
4/22	W, 7-3	at Auburn*	Auburn, Ala.
4/23	L, 6-11	at Auburn*	Auburn, Ala.
4/25	W, 6-5	vs. Kansas State%	Kansas City, Mo.
4/27	L, 1-9	Ole Miss*	Fayetteville
4/28	L, 1-4	Ole Miss*	Fayetteville
4/28	W, 7-4	Ole Miss*	Fayetteville
5/4	L, 4-5	at Tennessee*	Knoxville, Tenn.
5/6	W, 2-0	at Tennessee*	Knoxville, Tenn.
5/12	W, 4-3	Vanderbilt*	Fayetteville
5/13	L, 2-6	Vanderbilt*	Fayetteville

5/14	W, 7-1	Vanderbilt*	Fayetteville
5/18	W, 6-4 (10)	Texas A&M*	College Station, Texas
5/19	L, 2-5	Texas A&M*	College Station, Texas
5/20	W, 8-0	Texas A&M*	College Station, Texas
5/25	L, 3-4	vs. Mississippi State&	Hoover, Ala.
5/25	W, 12-0 (7)	vs. Auburn&	Hoover, Ala.
5/26	W, 9-2	vs. Mississippi State&	Hoover, Ala.
5/27	W, 16-0 (7)	vs. Florida&	Hoover, Ala.
5/28	L, 2-4	vs. LSU&	Hoover, Ala.
6/2	W, 3-0	Oral Roberts#	Fayetteville
6/3	L, 4-5	Missouri State#	Fayetteville
6/4	W, 4-3	Oral Roberts#	Fayetteville
6/4	W, 11-10	Missouri State#	Fayetteville
6/5	L, 2-3	Missouri State#	Fayetteville

^ - Frisco College Classic at Dr. Pepper Ballpark

* - SEC Game

% - Game played at Kauffman Stadium

& - SEC Tournament

- NCAA Fayetteville Regional

2018 (48-21; 18-12 T-1st SEC West) Dave Van Horn

Date	Result	Opponent	Location
2/16	W, 14-2	Bucknell	Fayetteville
2/17	W, 32-4	Bucknell	Fayetteville
2/18	W, 3-1	Bucknell	Fayetteville
2/21	W, 1-0	vs. Arizona@	San Diego, Calif.
2/23	L, 4-3	vs. Cal Poly^	San Diego, Calif.
2/24	W, 5-2	at San Diego State^	San Diego, Calif.
2/25	L, 7-6	at San Diego^	San Diego, Calif.
2/28	W, 18-1	Dayton	Fayetteville
3/1	W, 11-0	Dayton	Fayetteville
3/2	W, 4-0	USC	Fayetteville
3/3	L, 3-1	USC	Fayetteville
3/4	W, 7-6 (8)	USC	Fayetteville
3/9	W, 7-2	Kent State	Fayetteville
3/9	L, 10-4	Kent State	Fayetteville
3/11	W, 11-4	Kent State	Fayetteville
3/13	W, 13-4	Texas	Fayetteville
3/14	W, 7-5	Texas	Fayetteville
3/16	W, 9-4	Kentucky*	Fayetteville
3/17	W, 14-2	Kentucky*	Fayetteville
3/17	W, 16-9	Kentucky*	Fayetteville
3/21	L, 6-3	at Charlotte	Charlotte, N.C.
3/23	W, 6-3	at Florida*	Gainesville, Fla.
3/24	L, 17-2	at Florida*	Gainesville, Fla.
3/25	L, 5-4	at Florida*	Gainesville, Fla.
3/27	W, 8-7	at Memphis#	Memphis, Tenn.
3/29	W, 6-4	at Ole Miss*	Oxford, Miss.
3/30	L, 5-4	at Ole Miss*	Oxford, Miss.
3/31	L, 11-10	at Ole Miss*	Oxford, Miss.
4/3	W, 10-9 (10)	ULM	Fayetteville
4/4	W, 4-0	ULM	Fayetteville
4/6	W, 2-1	Auburn*	Fayetteville
4/7	W, 13-2	Auburn*	Fayetteville
4/8	W, 5-4	Auburn*	Fayetteville
4/10	W, 7-6	Grambling State& N. Little Rock, Ark.	
4/12	L, 3-2	South Carolina*	Fayetteville
4/14	W, 2-0	South Carolina*	Fayetteville
4/14	W, 3-0	South Carolina*	Fayetteville
4/17	W, 11-7	Missouri State*	Fayetteville
4/20	L, 6-5	at Mississippi State*	Starkville, Miss.
4/21	L, 7-5	at Mississippi State*	Starkville, Miss.
4/21	L, 5-3	at Mississippi State*	Starkville, Miss.
4/24	W, 5-1	Texas Tech	Fayetteville
4/27	W, 7-3	Alabama*	Fayetteville
4/28	W, 7-4	Alabama*	Fayetteville
4/29	W, 9-7	Alabama*	Fayetteville
5/4	W, 5-4	at LSU*	Baton Rouge, La.
5/5	L, 6-4	at LSU*	Baton Rouge, La.
5/6	L, 7-5	at LSU*	Baton Rouge, La.
5/11	W, 9-3	Texas A&M*	Fayetteville
5/12	W, 3-1	Texas A&M*	Fayetteville



In

5/13	W, 6-3	Texas A&M*	Fayetteville
5/17	W, 8-6	at Georgia*	Athens, Ga.
5/18	L, 8-7 (10)	at Georgia*	Athens, Ga.
5/19	L, 3-2	at Georgia*	Athens, Ga.
5/23	W, 13-8	vs. South Carolina\$	Hoover, Ala.
5/25	W, 8-2	vs. Florida\$	Hoover, Ala.
5/26	L, 2-1	vs. LSU\$	Hoover, Ala.
6/1	W, 10-2	Oral Roberts!	Fayetteville
6/2	W, 10-2	Southern Miss!	Fayetteville
6/3	W, 4-3	Dallas Baptist!	Fayetteville
6/9	W, 9-3	South Carolina+	Fayetteville
6/10	L, 8-5	South Carolina+	Fayetteville
6/11	W, 14-4	South Carolina+	Fayetteville
6/17	W, 11-5	vs. Texas%	Omaha, Neb.
6/20	W, 7-4	vs. Texas Tech%	Omaha, Neb.
6/22	W, 5-2	vs. Florida%	Omaha, Neb.
6/26	W, 4-1	vs. Oregon State%	Omaha, Neb.
6/27	L, 5-3	vs. Oregon State%	Omaha, Neb.
6/28	L, 5-0	vs. Oregon State%	Omaha, Neb.
@ - Game played at Tony Gwynn Stadium (San Diego, Calif.)			
* - Tony Gwynn Legacy Tournament (San Diego, Calif.)			
* - SEC Game			
# - Game played at AutoZone Park (Memphis, Tenn.)			
& - Game played at Dickey-Stephens Park (NLR, Ark.)			
S - SEC Tournament (Hoover, Ala.)			
! - NCAA Fayetteville Regional			
+ - NCAA Fayetteville Super Regional			
% - College World Series			

2019 (46-20; 20-10 T-1st SEC West) Dave Van Horn

Date	Result	Opponent	Location
2/16	W, 15-7	Eastern Illinois-1	Fayetteville
2/16	W, 12-3	Eastern Illinois-2	Fayetteville
2/17	W, 3-2	Eastern Illinois	Fayetteville
2/21	W, 6-3	at USC	Los Angeles, Calif.
2/22	W, 8-6	at USC	Los Angeles, Calif.
2/23	L, 6-4 (10)	at USC	Los Angeles, Calif.
2/27	W, 10-3	Memphis	Fayetteville
3/1	W, 3-1	Stony Brook-1	Fayetteville
3/1	W, 4-3	Stony Brook-2	Fayetteville
3/2	W, 15-7	Stony Brook	Fayetteville
3/6	W, 9-2	Charlotte	Fayetteville
3/8	W, 4-2	Louisiana Tech	Fayetteville
3/9	L, 12-7	Louisiana Tech	Fayetteville
3/10	W, 11-0	Louisiana Tech	Fayetteville
3/12	W, 8-0	Western Illinois	Fayetteville
3/13	W, 11-1 (8)	Western Illinois	Fayetteville
3/15	W, 2-0	Missouri*	Fayetteville
3/16	W, 4-3	Missouri*	Fayetteville
3/17	W, 3-2	Missouri*	Fayetteville
3/19	W, 11-4	at Texas	Austin, Texas
3/20	L, 7-6	at Texas	Austin, Texas
3/22	W, 12-3	at Alabama*	Tuscaloosa, Ala.
3/23	L, 10-0	at Alabama*	Tuscaloosa, Ala.
3/24	W, 10-2	at Alabama*	Tuscaloosa, Ala.
3/26	W, 8-2	at Missouri State	Springfield, Mo.
3/29	W, 5-3	Ole Miss*	Fayetteville
3/30	L, 4-3	Ole Miss*	Fayetteville
3/31	L, 10-5	Ole Miss*	Fayetteville
4/2	L, 17-7	Little Rock	Fayetteville
4/5	L, 6-3	at Auburn-1*	Auburn, Ala.
4/5	W, 9-6 (15)	at Auburn-2*	Auburn, Ala.
4/6	W, 8-0	at Auburn*	Auburn, Ala.
4/9	W, 15-8	Oral Roberts	Fayetteville
4/12	L, 3-2	at Vanderbilt*	Nashville, Tenn.
4/13	L, 12-2	at Vanderbilt*	Nashville, Tenn.
4/14	W, 14-12	at Vanderbilt*	Nashville, Tenn.
4/16	W, 16-4 (7)	UAPB	Fayetteville
4/18	W, 5-3	Mississippi State*	Fayetteville
4/19	W, 12-5	Mississippi State*	Fayetteville
4/20	W, 10-2	Mississippi State*	Fayetteville
4/23	W, 19-2 (8)	Northwestern State	Fayetteville

4/24	L, 10-7	Northwestern State	Fayetteville
4/26	W, 11-9	Tennessee*	Fayetteville
4/27	W, 15-3	Tennessee*	Fayetteville
4/28	W, 4-3 (10)	Tennessee*	Fayetteville
4/30	W, 17-3	Grambling State	Fayetteville
5/3	W, 5-2	at Kentucky*	Lexington, Ky.
5/5	W, 9-1 (7)	at Kentucky-1*	Lexington, Ky.
5/5	L, 4-3 (7)	at Kentucky-2*	Lexington, Ky.
5/9	W, 14-4	LSU*	Fayetteville
5/10	W, 11-6	LSU*	Fayetteville
5/11	L, 3-2	LSU*	Fayetteville
5/16	W, 7-3	at Texas A&M* College Station, Texas	
5/17	L, 6-2	at Texas A&M* College Station, Texas	
5/18	L, 6-1	at Texas A&M* College Station, Texas	
5/22	W, 5-3	vs. Ole Miss\$	Hoover, Ala.
5/23	L, 3-1	vs. Georgia\$	Hoover, Ala.
5/24	L, 3-2	vs. Ole Miss\$	Hoover, Ala.
5/31	W, 11-5	Central Connecticut St!	Fayetteville
6/1	W, 3-1	TCU!	Fayetteville
6/2	W, 6-0	TCU!	Fayetteville
6/8	W, 11-2	Ole Miss+	Fayetteville
6/9	L, 13-5	Ole Miss+	Fayetteville
6/10	W, 14-1	Ole Miss+	Fayetteville
6/15	L, 1-0	Florida State%	Omaha, Neb.
6/17	L, 5-4	Texas Tech%	Omaha, Neb.
* - SEC Game			
S - SEC Tournament (Hoover, Ala.)			
! - NCAA Fayetteville Regional			
+ - NCAA Fayetteville Super Regional			
% - College World Series			

2020 (11-5; 0-0 SEC) Dave Van Horn

Date	Result	Opponent	Location
2/14	W, 5-1	Eastern Illinois	Fayetteville
2/15	W, 10-1	Eastern Illinois	Fayetteville
2/16	W, 12-3	Eastern Illinois	Fayetteville
2/20	W, 7-5	Gonzaga	Fayetteville
2/21	W, 9-3	Gonzaga	Fayetteville
2/22	W, 5-0	Gonzaga	Fayetteville
2/23	W, 9-5	Gonzaga	Fayetteville
2/28	L, 6-3	vs. Oklahoma^	Houston, Texas
2/29	L, 8-7	vs. Texas^	Houston, Texas
3/1	L, 3-2	vs. Baylor^	Houston, Texas
3/3	L, 8-7	Illinois State	Fayetteville
3/6	L, 13-6	South Alabama	Fayetteville
3/7	W, 15-2	South Alabama	Fayetteville
3/8	W, 5-3	South Alabama	Fayetteville
3/10	W, 6-1	Grand Canyon	Fayetteville
3/11	W, 10-9	Grand Canyon	Fayetteville
^ - Shriners College Classic at Minute Maid Park (Houston, TX)			
NOTE: Season suspended due to COVID-19 pandemic			

2021 (50-13; 22-8 SEC Champs) Dave Van Horn

Date	Result	Opponent	Location
2/20	W, 13-9	vs. Texas Tech^	Arlington, Texas
2/21	W, 4-0	vs. Texas^	Arlington, Texas
2/22	W, 4-1	vs. TCU^	Arlington, Texas
2/25	W, 6-5 (10)	SEMO	Fayetteville
2/26	W, 7-3	SEMO	Fayetteville
2/27	W, 9-3	SEMO	Fayetteville
2/28	W, 11-4 (5)	SEMO	Fayetteville
3/5	W, 7-6	Murray State	Fayetteville
3/6	W, 11-6	Murray State	Fayetteville
3/7	W, 6-0	Murray State	Fayetteville
3/12	W, 9-7 (10)	at Louisiana Tech	Ruston, La.
3/13	W, 8-1	at Louisiana Tech	Ruston, La.
3/14	L, 2-0	at Louisiana Tech	Ruston, La.
3/16	L, 8-5	Oklahoma	Fayetteville
3/19	L, 16-1	Alabama*	Fayetteville
3/20	W, 9-1	Alabama*	Fayetteville

3/21	W, 3-1	Alabama*	Fayetteville
3/23	W, 14-1	Memphis	Fayetteville
3/24	W, 9-4	Memphis	Fayetteville
3/26	W, 8-2	at Mississippi State*	Starkville, Miss.
3/27	W, 11-5	at Mississippi State*	Starkville, Miss.
3/28	W, 6-4	at Mississippi State*	Starkville, Miss.
3/30	W, 21-8	UCA	Fayetteville
4/1	L, 2-1	Auburn*	Fayetteville
4/2	W, 6-5	Auburn*	Fayetteville
4/3	W, 6-5 (10)	Auburn*	Fayetteville
4/6	W, 7-2	Little Rock	Fayetteville
4/7	W, 10-3	Little Rock	Fayetteville
4/10	W, 7-3	at Ole Miss-1*	Oxford, Miss.
4/10	L, 13-6	at Ole Miss-2*	Oxford, Miss.
4/11	W, 18-14	at Ole Miss*	Oxford, Miss.
4/13	W, 12-4	UAPB	Fayetteville
4/14	W, 26-1	UAPB	Fayetteville
4/17	W, 13-0	Texas A&M-1*	Fayetteville
4/17	W, 2-1 (10)	Texas A&M-2*	Fayetteville
4/18	L, 11-10	Texas A&M*	Fayetteville
4/22	W, 6-1	at South Carolina*	Columbia, S.C.
4/23	L, 6-2	at South Carolina-1*	Columbia, S.C.
4/23	W, 5-1	at South Carolina-2*	Columbia, S.C.
4/30	W, 7-0	at LSU*	Baton Rouge, La.
5/1	W, 17-10	at LSU-1*	Baton Rouge, La.
5/1	L, 5-4	at LSU-2*	Baton Rouge, La.
5/7	W, 3-0	Georgia*	Fayetteville
5/8	L, 7-3	Georgia*	Fayetteville
5/9	W, 5-3	Georgia*	Fayetteville
5/11	W, 8-4	Arkansas State*	Fayetteville
5/14	W, 6-5	at Tennessee*	Knoxville, Tenn.
5/15	L, 8-7	at Tennessee*	Knoxville, Tenn.
5/16	W, 3-2	at Tennessee*	Knoxville, Tenn.
5/20	W, 6-2	Florida*	Fayetteville
5/21	W, 4-3	Florida*	Fayetteville
5/22	W, 9-3	Florida*	Fayetteville
5/26	W, 11-2	vs. Georgia\$	Hoover, Ala.
5/27	W, 6-4	vs. Vanderbilt\$	Hoover, Ala.
5/29	W, 3-2	vs. Ole Miss\$	Hoover, Ala.
5/30	W, 7-2	vs. Tennessee\$	Hoover, Ala.
6/4	W, 13-8	NJIT!	Fayetteville
6/5	W, 5-1	Nebraska!	Fayetteville
6/6	L, 5-3	Nebraska!	Fayetteville
6/7	W, 6-2	Nebraska!	Fayetteville
6/11	W, 21-2	NC State+	Fayetteville
6/12	L, 6-5	NC State+	Fayetteville
6/13	L, 3-2	NC State+	Fayetteville
^ - State Farm College Baseball Showdown at Globe Life Field (Arlington, TX)			
* - SEC Game			
S - SEC Tournament (Hoover, Ala.)			
! - NCAA Fayetteville Regional			
+ - NCAA Fayetteville Super Regional			



Charlie Welch's pinch-hit three-run home run in the bottom of the eighth against Nebraska in the do-or-die 2021 NCAA Fayetteville Regional title game helped Arkansas advance to the Super Regionals.



|| UNIVERSITY OF ARKANSAS



There's a reason...

...the University of Arkansas is one of the nation's top public research universities. Nestled in the Ozarks, we learn in one of the **best places to live** in the nation. This is where **tradition and innovation** merge, creating **life-changing opportunities** and discoveries that **improve our world**, one student at a time. The University of Arkansas is among the **top public research** universities in the U.S., that's why federal agencies like NASA and top industries turn to us to **solve problems** and **advance technology**. We are **dedicated to Arkansas** and **determined to build a better world**.



GAME CREDENTIALS

Members of the media should contact Oliver Grigg to request individual game credentials for Razorback home games. Credential requests should be made no later than Noon (CT) the day before the scheduled contest and should be directed by e-mail to Oliver Grigg. Credential requests for away games should be made to the communications contact of the home team. Only fully accredited personnel directly involved in the coverage of the game will be admitted. Credentials are non-transferable.

INTERVIEW POLICIES

Please direct all requests for interviews with coaches and players to Oliver Grigg. For home SEC weekends, head coach Dave Van Horn will hold his weekly press conference on Wednesday or Thursday with players and assistant coaches available after. On road SEC weekends, Van Horn will hold his weekly press conference on Tuesday or Wednesday with players and assistant coaches available after. Players are not available for interviews on gamedays, except for postgame interviews. Postgame press conferences at Baum-Walker Stadium will be held in the Baum-Walker Stadium media room, located in the old visitors clubhouse along the first base line. The Arkansas clubhouse is off limits to the media at all times.

E-MAIL UPDATES

Members of the media may request to be added to the Arkansas communications baseball e-mail group. Subscribers will receive game notes, game stories and other information. To subscribe, send a request to Oliver Grigg. Please identify yourself and your organization in your request as this service is only available to members of the media.

GAMEDAY MEDIA SERVICES


The Arkansas communications staff provides scorecards, rosters, updated statistics and results for each team. During the 2022 season, only scorecards will be printed for the media, all other information will only be available digitally.

SEC MEDIA PORTAL

Highlights, Photos & Press Conferences: Arkansas, the SEC and XOS Digital will provide a platform for distribution of game highlights, game photos and press conference content. Highlights from games are available via the SEC Media Portal. Whenever postgame press conferences are available, they will be posted to the portal as well. Still photography will be available in the portal as well. To request access to the SEC Media Portal and create an account, contact: licensing@xosdigital.com.

MEDIA MEALS & BEVERAGES

The media will be provided a voucher for the concession stands. Water will be made available to media members.



Oliver Grigg (Tulane, 2017)

Assistant Director of Communications

Office 479-575-7696

Cell 479-502-6577

Email ogrigg@uark.edu

Twitter @Oliver_Grigg

ARKANSAS ATHLETIC COMMUNICATIONS

The University of Arkansas athletic communications office is located on the second floor of the Broyles Athletic Center on North Razorback Road with office hours from 8 a.m. to 5 p.m., Monday through Friday. You can often reach us after hours by phone, but if not, please leave a message on our voice mail system.

Office: 479-575-2751

Fax: 479-575-7481

Press Box: 479-575-6622

Mailing Address

University of Arkansas

Razorbacks Communications

Broyles Athletic Center

350 N Razorback Road

Fayetteville, AR 72701

WIRELESS INTERNET

The Baum-Walker Stadium press box is equipped with wireless internet. Media members can access the #RazorbackWiFi network by entering an email in the login portal.

GAMEDAY LIVE STATS

Live in-game stats will be provided at <http://arkansas.statbroadcast.com>.

FACILITIES/PARKING

The Arkansas baseball team conducts all games at Baum-Walker Stadium at George Cole Field. Baum-Walker Stadium is located just off Razorback Road south of Martin Luther King, Jr., Boulevard. Parking passes are available for the Tyson Track - South lot, which is located on 15th Street between Beechwood Drive and DeBryn Drive, and the Cardinal lot, which is located along Baum Drive. Only cars with a proper parking credential will be allowed access to the lots.

PHOTOGRAPHERS

No cameras are allowed on the Baum-Walker Stadium playing surface during games. Photographers are encouraged to use the photo wells at the end of each dugout and behind home plate.





For the 31st consecutive season, every pitch of the Arkansas baseball season can be heard on the Razorback Sports Network from IMG College. The network spans the state of Arkansas and can also be heard in neighboring states as well as across the globe via the internet.

The Razorback Baseball Radio Network is one of the largest collegiate baseball radio networks in the nation. With more than 10 affiliates, Razorback baseball games are never more than a dial away no matter where an Arkansas fan resides.

Phil Elson begins his eighth season as the play-by-play announcer for the Razorbacks. Named the 2009 and 2018 Arkansas Sportscaster of the Year, Elson has 20 years of professional baseball broadcasting experience, including 14 seasons as the Director of Broadcasting and Media Relations for the Arkansas Travelers, the former AA affiliate of the Los Angeles Angels.

Bubba Carpenter begins his fifth season as the radio analyst for the Razorbacks. A three-time All-Southwest Conference player and four-year letterwinner for the Hogs from 1988 to 1991, Carpenter was part of an Arkansas team that reached the 1989 College World Series, and he was a member of three NCAA Tournament teams (1988-90). He is still scattered in the Razorback records book, tied for fourth all-time with 121 walks and tied for 10th with 13 career triples. Carpenter finished his career with a .332 batting average, 195 hits, 141 runs, 10 home runs and 119 RBI.



Phil Elson
Play-by-Play



Bubba Carpenter
Analyst



Justin DeLille
General Manager

2022 RAZORBACK BASEBALL SPORTS NETWORK AFFILIATES

Conway	KASR-FM	92.7
El Dorado	KELD-FM	107.1
Fayetteville	KQSM-FM	92.1
Fayetteville	KYNG-AM	1590
Forrest City	KJXK-FM	106.5
Forrest City	KJXK-AM	950
Fort Smith	KERX-FM	95.3
Hot Springs / Mena	KTTG-FM	96.3
Little Rock	KABZ-FM	103.7
Marshall	KBCN-FM	104.3
Rogers	KURM-FM	100.3
Rogers	KURM-AM	790
Russellville	KARV-FM	101.3
Russellville	KARV-AM	610
Stuttgart	KWAK-FM	105.5
Texarkana	KKTK-AM	1400





CHARLES F. ROBINSON | INTERIM CHANCELLOR

Dr. Charles F. Robinson was named interim chancellor of the University of Arkansas flagship campus on August 16, 2021. In this role, he leads the university's land-grant mission to provide opportunity and transform lives through education, research, and service.

Robinson has served on the University of Arkansas campus for more than 20 years, beginning as an assistant professor of history in 1999. In that time, he has successively been promoted to positions of increasing leadership and responsibility, including director of the African and African American Studies Program, vice provost for diversity and vice chancellor for Student Affairs. Most recently, Robinson served as provost and executive vice chancellor for Academic and Student Affairs. In this role, he enhanced communication and coordination of the university's academic and student affairs endeavors in order to support a more holistic approach to student success on campus.

Throughout his tenure at the University of Arkansas, Robinson has consistently led institutional progress in diversity recruitment, student success, and retention and graduation efforts, while articulating new academic initiatives and development goals to better serve campus and meet the needs of students.


As vice provost for diversity, Robinson established a number of programs focused on making the U of A more accessible for Arkansas students. These include the College Access Initiative, a college readiness outreach program serving underrepresented students and under-resourced schools statewide, as well as the ACT Academy, designed to help students prepare for college entrance exams and academic success. Robinson also led the creation of Razorback Bridge Outreach, a student recruitment, scholarship and retention program reaching underrepresented students.

As vice chancellor for Student Affairs, Robinson pioneered a major restructuring of the Division of Student Affairs, better positioning the unit to focus on student success. Robinson led the main capital campaign initiative for Advance Arkansas - a \$10 million scholarship effort for first-generation, low-income Arkansans. Additionally, he fostered the creation of the first summer bridge program at the university and established a new line of residential student scholarships aimed at supporting Arkansas students living in campus housing.

Under his leadership, the university constructed Adohi Hall, a \$79 million campus project that is the only residence hall in the United States to use cross-laminated timber, a construction process that reduces environmental impact. Robinson also oversaw a \$22 million expansion of Pat Walker Health Center and led strategic planning for the university's Student Success Center, a 71,000 square foot facility focused on increasing access to services on campus for all students. Each innovation has helped to better position the university to serve students during a time of record enrollment.

Robinson's research and teaching focuses on southern history and race relations, African American studies, sexuality in history and Civil Rights, among other topics. He has earned many awards for his teaching, including the Fulbright College Master Teacher Award, Arkansas Student Alumni Board Teacher of the Year, and an induction into the university's Teaching Academy.

Robinson holds a bachelor's degree in history from the University of Houston, a master's degree in history from Rice University, and a doctorate in history from the University of Houston. He has authored numerous books, including "Remembrances in Black: Personal Perspectives of the African American Experience at the University of Arkansas, Dangerous Liaisons: Sex and Love in the Segregated South and Forsaking All Others: A True Story of Interracial Sex and Revenge in the 1880s South."



GERALD JORDAN | FACULTY ATHLETICS REPRESENTATIVE

Gerald Jordan, associate professor of journalism, worked 25 years for metropolitan daily newspapers before he joined the UofA faculty in 1995. His 2017 appointment as Faculty Athletics Representative (FAR) marks a return to his student journalism days when he was sports editor of the Arkansas Traveler and covered the Razorbacks.

Like his predecessor Dr. Sharon Hunt, Jordan is an Arkansas alumnus and is only the fourth UofA faculty member to fill this position. Former Chancellor Joe Steinmetz appointed Jordan to take on the responsibility to certify the eligibility of student-athletes and serve as the university's representative to the NCAA and the Southeastern Conference.

Jordan graduated from the University of Arkansas in 1970 with a degree in journalism and earned his master's degree in journalism at Northwestern University in 1971. He is a 1982 Nieman Fellow at Harvard University.

Jordan began his career as a sports reporter for The Kansas City Star, where he subsequently wrote editorials and was a TV columnist. He wrote editorials for The Boston Globe. At The Philadelphia Inquirer, Jordan was a reporter, a Washington correspondent and worked as an editor in several departments before joining the journalism faculty.

He returned to The Inquirer as an editor for 15 summers. He also worked two summers on News21, a national investigative journalism project at the Walter Cronkite School, Arizona State University. Jordan has been an innovative teacher, developing the Digital Media Lab, a semester block of journalism courses designed to provide intensive teaching and training for a limited number of students in a realistic multimedia news environment. He also helped create the Lemke Journalism Project, which has brought minority high school students interested in journalism to the university for the past 17 years.

Jordan served as president of the Arkansas Alumni Association Board of Directors, and he is the founding leader of two alumni societies for UofA graduates. He received the UofA's Silas Hunt Legacy Award in 2010, and a Lifetime Achievement Award from the Northwest Arkansas Martin Luther King Jr. Planning Committee. Jordan was also the first faculty member to receive the university's national award as Volunteer of the Year.

He has been honored by Associated Student Government and the Student Alumni Board as Teacher of the Year and nominated an additional three times. Jordan was presented the Faculty Gold Medal Award in 2013 by the UofA's State and National Awards committee. The Arkansas Press Association presented Jordan with its 2016 Distinguished Service Award. In 2017, the American Society of News Editors and the Association of Opinion Journalists presented Jordan with the Barry Bingham Sr. Fellowship for his careerlong work to increase newsroom diversity.

UNIVERSITY OF ARKANSAS

The Board of Trustees of the University of Arkansas serve as the institution’s governing body. The board is comprised of 10 trustees representing each of the state’s four congressional districts. The president is the chief executive officer of the University of Arkansas System and reports to the Board of Trustees. Each campus has a chancellor as its chief executive officer, reporting directly to the president.

BOARD OF TRUSTEES



Donald R. Bobbitt
System President



Charles F. Robinson
Interim Chancellor



Stephen Broughton, M.D.
Chairman
Pine Bluff (2022)



C.C. "Cliff" Gibson III
Vice Chairman
Monticello (2023)



Tommy Boyer
Secretary
Fayetteville (2027)



Morril Harriman
Assistant Secretary
Little Rock (2024)



Kelly Eichler
Assistant Secretary
Little Rock (2026)



Sheffield Nelson
Little Rock (2025)



Steve Cox
Jonesboro (2028)



Ed Fryar, PH.D.
Rogers (2029)



Ted Dickey
Stuttgart/Little Rock (2030)



Jeremy Wilson
Bentonville (2031)

UNIVERSITY OF ARKANSAS LEADERSHIP
EXECUTIVE COMMITTEE

Charles F. Robinson
Interim Chancellor

Ann Bordelon
Vice Chancellor for Finance & Administration

John R. English
Vice Chancellor for Research & Innovation

Melissa Harwood-Rom
Interim Vice Chancellor for Student Affairs

Laura Jacobs
Chief of Staff

Bill Kincaid
Managing Associate General Counsel

Terry Martin
Interim Provost & Vice Chancellor for Academic Affairs

Randy Massanelli
Vice Chancellor for University Advancement

Yvette Murphy-Erby
Vice Chancellor for Diversity & Inclusion

Kim LaScola Needy
Dean, College of Engineering

Marcia L. Overby
Associate Vice Chancellor

Mark Edward Power
Vice Chancellor for Advancement

David Edward Snow
Interim Vice Chancellor for Economic Development

Hunter Yurachek
Vice Chancellor & Director of Athletics

Entering his fourth full year as vice chancellor and director of athletics at the University of Arkansas, Hunter Yurachek has helped guide the Razorback program to record-breaking success since being announced as vice chancellor and director of athletics on Dec. 4, 2017.

At the University of Arkansas, Yurachek has implemented a program-wide strategic plan that focuses on fostering student-athlete success and centered on achieving the program's mission of building Champions and Razorbacks for Life. Thanks to the dedicated efforts of Razorback student-athletes, coaches, administrators, Razorback Foundation members and fans, results are being realized on and off the field.

Last year, Razorback Athletics turned in one of the most successful years in school history, including a program-best, eighth-place finish in the 2020-21 Learfield IMG Directors' Cup. Arkansas' previous best finish was 14th in the competition that tracks the nation's most successful intercollegiate athletics programs.

In 2020-21, the Razorbacks won another NCAA title (Women's Indoor Track & Field), earned eight Top-10 NCAA finishes and a remarkable 10 Southeastern Conference regular season and tournament championships, including SEC triple crown sweeps in both men's and women's cross country & track and field, a second-straight soccer regular season crown, the program's first softball regular season title and a baseball regular season and tournament championship. Arkansas' championship total led the league and doubled the next closest SEC program.

Meanwhile, Razorback student-athletes combined for a 3.25 GPA and 104 student-athletes graduated from the University of Arkansas. A multi-million-dollar renovation of the Randal Tyson Track Center was completed, while brand new facilities, including the \$27 million J.B. and Johnelle Hunt Family Baseball Development Center and the \$15 million Frank O'Mara Track and Field High Performance Center were constructed.

The many accomplishments came despite the challenges of dealing with a global pandemic. With more than 28,500 COVID-19 tests conducted, Razorback Athletics had a positivity rate of less than one percent and was not the cause of an event cancellation in any sport due to COVID-19.

Yurachek's leadership is also making a difference within Arkansas, the SEC and throughout intercollegiate athletics. Arkansas Governor Asa Hutchinson named Yurachek to the Governor's Economic Recovery Task Force, to help guide state reopening in the wake of COVID-19. In April 2021, Yurachek was named to the NCAA Football Oversight Committee, after previously serving on the NCAA Football Competition Committee.

While 2020-21 was the culmination, the program's trend of success under Yurachek's leadership was taking shape in previous years. Even in an abbreviated 2019-20 competition schedule, Razorback Athletics built an impressive resume, including winning its first NCAA championship in women's cross country and its first SEC title in soccer. In addition, the Razorbacks earned SEC championships in women's cross country and men's and women's indoor track and field. Razorback student-athletes followed suit in the classroom, earning a 3.24 cumulative GPA with 107 student-athletes adding their names to Senior Walk as University of Arkansas graduates.

Razorback Athletics was also at the forefront of several key initiatives in 2019-20. In October, Nolan Richardson Court was dedicated at Bud Walton Arena. The Eddie Sutton Men's Basketball Practice gymnasium was created at the Basketball Performance Center.

In 2018-19, Arkansas finished No. 23 in the Learfield IMG College Directors' Cup, including finishing first among programs with 19 or fewer teams. Arkansas captured two NCAA team championships (women's indoor and outdoor track & field), four SEC team championships (women's cross country, women's indoor and outdoor track & field, men's golf) and four SEC team runner-up finishes (soccer, men's cross country, men's indoor track & field and women's basketball).

In addition, the Razorback Baseball team won a share of the SEC Western Division title and advanced to its second straight College World Series. A total of 14 programs were nationally ranked during 2018-19, including five in the top 10. Arkansas had four NCAA individual and 22 SEC individual champions.



Razorback student-athletes continued to achieve at a high level in the classroom, posting a cumulative GPA of 3.24. The program graduated 98% of student-athletes who exhausted their athletic eligibility.

In 2018-19, Arkansas hosted its first NCAA Men's and Women's Golf Championships at Blessings Golf Club. In addition, Arkansas was home to the 2019 SEC Indoor and Outdoor Track & Field Championships as well as both an NCAA Baseball Regional and Super Regional at Baum-Walker Stadium.

Yurachek launched several initiatives to further engage Arkansas and Razorback fans around the world. In August 2018, as part of the One Razorback campaign, the inaugural One Hog Call event was held in Fayetteville, Little Rock and around the globe. Razorback fans from more than 16 countries and 40 states participated in a simultaneous Hog Call.

Yurachek's first full year in Fayetteville saw tremendous success. Arkansas tied a program record with a No. 16 finish in the 2017-18 Learfield Sports Directors Cup, and first in the nation among schools with 19 or fewer sports.

In 2017-18, Arkansas captured four SEC championships (men's and women's cross country, women's indoor track, women's golf), including the school's first SEC crown in women's golf. The Razorbacks earned three top-five national finishes including national championship runner-up finishes at the 2018 NCAA Women's Indoor Track and Field Championships and the 2018 College World Series. Four Arkansas student-athletes earned individual national championships.

In the 2018 spring semester, Razorback student-athletes earned a record-tying 3.25 GPA and 282 student-athletes secured a spot on the department honor roll. Nearly 125 Razorback student-athletes added their name to Senior Walk as graduates of the University of Arkansas.

Yurachek came to Arkansas from the University of Houston where he served as the vice president for athletics. Prior to Houston, Yurachek served as Director of Athletics at Coastal Carolina University, where Coastal won 29 Big South Conference championships. Yurachek was named Under Armour FCS Athletic Director of the Year in 2014. He has also worked at the University of Akron, the University of Virginia, Western Carolina University, Vanderbilt University and Wake Forest University.

In Yurachek's first two years at Houston, the Cougars' sport programs eclipsed 225 points in the Learfield Directors' Cup in back-to-back years for the first time in department history, securing top-three finishes in The American Athletic Conference both years. The Cougars improved to second in 2016-17 after finishing third in 2015-16. Houston's programs combined for a league-leading five American Conference team championships and 22 American Conference individual titles.

The success was not limited to the field of play, however, as UH student-athletes opened the fall semester with a record 96 student-athletes on the Dean's List. That record was short lived as 109 student-athletes earned Dean's List honors in the spring semester. Houston student-athletes combined for the highest spring GPA (2.95), highest cumulative GPA following a spring semester (2.93) and the

highest average hours passed in a spring semester (14.1) in department history. The 2016-17 year also saw the continuation of an aggressive facilities plan as construction began on the \$60 million renovation of the Fertitta Center, the football indoor practice facility and a baseball player development center and clubhouse with more than \$85 million of projects all privately funded.

In his first year in the role, Houston recorded its highest finish in the Learfield Directors' Cup since 1999-2000 and its second-highest finish in school history with 296.5 points to finish 73rd nationally. The 2015-16 academic year saw the Houston Football program capture The American Athletic Conference Championship and a Chick-fil-A Peach Bowl win over Florida State, the Houston Men's Track & Field program win The American Indoor and Outdoor Championships and the Houston Women's Golf program claim an American Championship in only its second year with a full team. In addition, the Men's Basketball program returned to the NCAA postseason for the 29th time in program history and the Men's Golf program advanced to the NCAA Championships for the third straight year.

All of the athletic achievements occurred while UH student-athletes recorded the second-best fall GPA, 2.91, and second-best spring GPA, 2.87, in athletic department history while placing a record 88 student-athletes on the University's Dean's Honor List in the spring.

Yurachek led the Houston Athletics fundraising charge with a record amount \$5.2 million in private donations to the Athletics general scholarship fund in the 2014-15 fiscal year. Focused on improving the student-athlete experience, Yurachek also led a department that unveiled the completed Guy V. Lewis Development Center for the Houston Men's and Women's Basketball programs, Carolyn and Ron Yokubaitis Field at Carl Lewis International Track & Field Complex, one of the nation's largest collegiate baseball video boards, a renovated Houston Football locker room and a short game facility for the Houston Men's and Women's Golf programs.

Named by Chancellor Dr. Renu Khator as Chair for a campus-wide steering committee established to oversee the grand opening events for the \$128 million TDECU Stadium, Yurachek assisted in the cultivation, solicitation and securing of a 10-year, \$15 million-naming rights agreement for TDECU Stadium with the per year value ranking in the top ten nationally for collegiate venue naming rights agreements.

Yurachek was instrumental in the national search and hiring of football and men and women's basketball head coaches (Tom Herman, Kelvin Sampson, Ronald Hughey) while overseeing the development and implementation of a \$500,000 remodeling project to the men and women's basketball locker rooms.

He served as liaison with an architectural design firm on the plans for the \$25-million Guy V. Lewis Development Center as well as overseeing the development and implementation of a \$500,000 facility enhancement to the Athletics/Alumni Center, including the addition of Cougar Cafe, a student-athlete nutrition center.

Yurachek came to Houston after serving four years as Director of Athletics at Coastal Carolina University where he oversaw a department featuring 18 men's and women's NCAA Division I sport programs. A testament of his vision, Yurachek was named the 2014 Under Armour FCS Athletic Director of the Year in May of 2014.

Under Yurachek's leadership, the Chanticleers won a total of 29 Big South Championships (both regular season and tournament championships), made 30 NCAA appearances and finished a program-best 79th in the 2012-13 Learfield Director's Cup. During Yurachek's time of leadership, Coastal hosted an NCAA Baseball Regional; NCAA Baseball Super Regional; NCAA Division I Football championship contests in 2010 and '13; and NCAA Men's Soccer Championship matches in 2011, '12 and '13, as well as winning a competitive bid to host the VisitMyrtleBeach.com Men's and Women's Big South Basketball Championships in 2013, 2014 and 2015, sponsored by the Myrtle Beach Area Chamber of Commerce.

Coastal Carolina student-athletes posted a 3.028 grade point average (GPA) for the fall 2013 semester and saw its overall GPA rise from 3.053 to 3.108. Of the 434 student-athletes, 253 - or 58.3 percent - posted a GPA between 4.0 and 3.0, including 28 who earned President's List (4.0 GPA for the semester) and an additional 117 who earned Dean's List recognition.

In addition, during Yurachek's tenure Coastal Carolina student-athletes earned:

- 363 All-Big South honors
- 31 All-Big South Player of the Year honors along with 13 Big South Freshman of the Year honors
- 28 All-America honors
- 11 Big South Scholar-Athlete of the Year honors in their respective sports
- 5 Academic All-America honors
- 4 national postgraduate scholarships
- 3 Big South Conference Christenberry Awards for Academic Excellence

With all the success, the Coastal Carolina department operated within a balanced budget during Yurachek's tenure, thanks to his zero-budget initiative and the unprecedented revenues generated since his arrival with his restructuring of the external relations department. In his first year, the department revenue was at \$560,000, including \$316,000 in ticket sales and sponsorships at \$250,000. After the 2012-13 year, revenue came in at \$1.4 million, thanks to \$549,000 in ticket sales and \$600,000 in sponsorships.

Since 2010, the Department of Athletics added women's lacrosse; launched Champions for Life, a life skills enhancement program for student-athletes; signed a five-year \$1.1 million contract with an athletic apparel provider; established the Letterwinners Association; successfully completed NCAA Cycle 3 Recertification; and has been featured on the front page of the sports section of USA Today with the headline reading "Coastal Carolina Piles up Sports Success."

Also, during Yurachek's tenure, several major projects that supported intercollegiate athletics totaling more than \$250 million were included in the University's ongoing capital improvements across the campus.

Prior to his appointment at Coastal Carolina University, Yurachek was executive senior associate athletics director at the University of Akron. He led and managed the Zips' external relations unit, which included marketing and promotions, media relations, ticket operations, development (Z-Fund), video operations and merchandising. In addition, he was the sport administrator for men's basketball, men's golf and women's golf and worked closely with the football program.

Yurachek has also held various athletics administration leadership positions at the University of Virginia, Western Carolina University, Vanderbilt University and Wake Forest University.

He earned his bachelor's degree in business management at Guilford College in 1990, where he was a four-year letter winner in basketball. He earned his master's degree in sports administration from the University of Richmond in 1994.

Born in Richmond, Va., and raised in Charlotte, N.C., Yurachek, and his wife Jennifer have three sons: Ryan, Jake and Brooks. Ryan is a former Marshall University football student-athlete and is currently a graduate assistant on the Razorback football staff. Ryan and his wife Morgan reside in Fayetteville. Jake is a redshirt junior football student-athlete at the University of Arkansas. Brooks is a junior at Fayetteville High School and is a member of the football and boys' basketball teams.



The Yurachek family (l-r): Brooks, Jennifer, Hunter, Ryan, and Jake.

PROHOGS

60



PLAYERS IN PROGRAM HISTORY



BRIAN ANDERSON



JALEN BEEKS



ANDREW BENINTENDI



DALLAS KEUCHEL



JAMES McCANN



BLAKE PARKER



DREW SMYLY



RYNE STANEK



TREVOR STEPHAN

This is BASEBALL

FEBRUARY

	1	2	3	4	5
6	7	8	9	10	11
12					
13	14	15	16	17	18
19					
20	21	22	23	24	25
26					
27	28				

 1:00 PM
 6:00 PM
 3:00 PM
 NOON
 7:00 PM
 6:00 PM

MARCH

	1	2	3	4	5
		 3:00 PM		 3:00 PM	 2:00 PM
6	7	8	9	10	11
12					
13	14	15	16	17	18
19					
20	21	22	23	24	25
26					
27	28	29	30	31	

 1:00 PM
 12:30 PM
 NOON
 1:00 PM
 6:30 PM
 4:00 PM
 3:00 PM
 6:30 PM
 4:00 PM
 3:00 PM
 6:00 PM
 6:30 PM
 6:00 PM
 2:00 PM



APRIL

			1	2	3
			 6:00 PM	 6:30 PM	
4	5	6	7	8	9
10	11	12	13	14	15
16	17	18	19	20	21
22	23	24	25	26	27
28	29	30			

 2:00 PM
 6:00 PM
 6:00 PM
 6:30 PM
 2:00 PM
 6:30 PM
 4:00 PM
 6:30 PM
 6:00 PM
 2:00 PM
 6:30 PM
 4:00 PM
 7:30 PM
 2:00 PM
 1:00 PM
 6:00 PM
 6:30 PM
 7:00 PM

MAY

1	2	3	4	5	6
 1:00 PM		 6:30 PM			 6:00 PM
7	8	9	10	11	12
13	14	15	16	17	18
19	20	21	22	23	24
25	26	27	28	29	30
31					

 4:30 PM
 1:00 PM
 6:30 PM
 6:30 PM
 6:00 PM
 6:00 PM
 1:00 PM
 6:00 PM
 6:00 PM
 6:00 PM
 6:00 PM
 6:00 PM
 6:00 PM

^ KARBACH ROUND ROCK CLASSIC # KAUFFMAN STADIUM + DICKEY-STEPHENS PARK * SEC GAME □ HOME ■ AWAY REGIONALS | JUNE 3-6, 2022 SUPER REGIONALS | JUNE 10-13, 2022 COLLEGE WORLD SERIES | JUNE 17-27, 2022

f   | @RAZORBACKBSB