

2023 ARKANSAS BASEBALL MEDIA GUIDE

This is
BASEBALL



FACILITIES



FOWLER FAMILY

BASEBALL & TRACK TRAINING CENTER

BAUM-WALKER STADIUM



JB & JOHNELLE HUNT FAMILY
BASEBALL DEVELOPMENT CENTER



ARKANSAS BASEBALL

Table of Contents	2
Quick Facts	3

COACHES & SUPPORT STAFF

Head Coach Dave Van Horn	5-9
Assistant Coach Nate Thompson	10-11
Assistant Coach Matt Hobbs	12-13
Bobby Wernes & Clay Goodwin	14
Support Staff	15-16

2023 RAZORBACKS

Numerical Roster	18
Radio/TV Roster	19
#5 Kendall Diggs	20-21
#8 Jace Bohrofen	22-23
#10 Peyton Stovall	24-25
#17 Brady Slavens	26-27
#22 Jaxon Wiggins	28-29
#25 Brady Tygart	30-31
#29 Austin Ledbetter	32-33
#32 Zack Morris	34-35
#33 Hagen Smith	36-37
#34 Nick Griffin	38-39
#37 Jake Faherty	40-41
#41 Will McEntire	42-43
Redshirts & Newcomers	44-53
RBI Girls	54
Diamond Dolls	55

FACILITIES

Baum-Walker Stadium History	58-60
Baum-Walker Stadium Records	61
Fowler Family Training Center	62
Hunt Family Development Center	63

2022 SEASON REVIEW

Season Results	65
Game Highs	66
Overall Statistics	67
Game-by-Game Hitting	68
Game-by-Game Pitching	69
Game-by-Game Batting Order	70
Defensive Starting Lineups	71
Home Run Chart	72-73
Miscellaneous Stats	74

HISTORY & RECORDS

Arkansas Baseball History	78-81
1979 College World Series Team	82
1985 College World Series Team	83
1987 College World Series Team	84
1989 College World Series Team	85
2004 College World Series Team	86
2009 College World Series Team	87
2012 College World Series Team	88
2015 College World Series Team	89
2018 College World Series Team	90
2019 College World Series Team	91
2022 College World Series Team	92
Road to Omaha	93-94
Conference Tournament History	95
All-Americans	96
Freshman All-Americans	97
All-SEC	98
All-SWC & All-Tournament	99
Andrew Benintendi & Kevin Kopps	100-101
MLB Draft Picks	102-103
#ProHogs	104
All-Time Lettermen	105-109
Team Records	110-114

CREDITS

EDITORIAL

Arkansas Communications Department

EDITORS

Oliver Grigg

COVER & SPREAD DESIGNS

A.J. Enloe

ASSISTANT EDITORS

Kyle Parkinson, Kevin Trainor, Mike Cawood,
Jimmy Sanchez, Taylor McGillis, Jeri Thorpe

PHOTOGRAPHY

Walt Beazley

CONTRIBUTING PHOTOGRAPHY

Gunnar Rathbun, Patrick Meredith, Sadie Rucker,
Michael Wade, Meaghan Frazier, Nick Badders,
Rhett Hutchins, Danny Parker, Pete Emerson,
Michael Zagaris, Ron Vesely, Miles Kennedy,
Skip Milos, Mark Cunningham, University Relations

PRINTED BY

PittCraft

All names, nicknames, logos and other indicia referring to the University of Arkansas are trademarks owned and protected by the university. Any unauthorized use of the university's trademark is strictly prohibited.

Individual Records	115
Career Batting Records	116
Season Batting Records	117
Career Pitching Records	118
Season Pitching Records & Freshman Records	119
Year-by-Year Results	120
Record by Date	121
Year-by-Year Hitting	122
Year-by-Year Pitching	123
Year-by-Year Leaders	124-125
Arkansas vs. All Opponents	126
Series History	127-144
All-Time Results	145-155

UNIVERSITY OF ARKANSAS

Razorback Communications	158
Razorback Sports Properties	159
University of Arkansas Leadership	160-161
Director of Athletics Hunter Yurachek	162-163

GENERAL INFORMATION

Location.....	Fayetteville, Ark.
Founded.....	1871
Enrollment.....	29,608
Nickname.....	Razorbacks
School Colors.....	Cardinal (PMS 201) and White
Conference.....	Southeastern (Western Division)
System President.....	Dr. Donald R. Bobbitt (Arkansas, 1980)
Chancellor.....	Dr. Charles Robinson (Houston, 1987)
Athletics Director.....	Hunter Yurachek (Guilford, 1990)
Faculty Athletic Rep.....	Paul Adams (LSU, 1992)
Athletics Website.....	ArkansasRazorbacks.com
Athletic Department Phone.....	(479) 575-6533
Ticket Office Phone.....	(479) 575-5151

BAUM-WALKER STADIUM

Home Facility.....	Baum-Walker Stadium at George Cole Field
Capacity.....	10,737 (8,237 Chairbacks)
Largest Crowd (actual).....	12,167 vs. Missouri State (June 6, 2015)
Stadium Opening.....	April 13, 1996
Dedication.....	May 3, 1996
Field Dimensions.....	LL - 320, LC - 375, CF - 400, RC - 365, RL - 312
Surface.....	Grass

COACHES & SUPPORT STAFF

Head Coach.....	Dave Van Horn (Arkansas, 1988)
Record at Arkansas.....	796-423 (20 seasons, .653)
Overall Division I Record.....	1,116-580 (28 seasons, .659)
Overall as a Head Coach.....	1,381-663 (33 seasons, .676)
DI Postseason Appearances (Total/at Arkansas).....	22/18
College World Series Appearances.....	9
(Neb: 2001, 2002; Ark: 2004, 2009, 2012, 2015, 2018, 2019, 2022)	
Assistant Coach/Recruiting Coordinator.....	Nate Thompson (Dallas Baptist, 2006)
Assistant Coach.....	Matt Hobbs (Missouri, 2002)
Volunteer Assistant Coach.....	Bobby Wernes (Arkansas, 2018)
Director of Baseball Operations.....	Clay Goodwin (Arkansas, 2005)
Director of Strength & Conditioning.....	Hunter Bell (Arkansas-Monticello, 2018)
Director of Video & Scouting.....	Zach Barr (Arkansas, 2017)
Director of Analytics.....	DJ Baxendale (Arkansas, 2019)
Athletic Trainer.....	Corey Wood (East Carolina, 2008)
Equipment Manager.....	Mark Taylor (Ouachita Baptist, 1988)
Graduate Manager.....	Cullen Smith
Team Managers.....	Connor Carson, Bryson Halford, Owen Hoover, Josh Langham, John McElroy, Matthew Schluterman, Matt Wheeler

HISTORY

First Year of Arkansas Baseball.....	1897
Years of Varsity Baseball at Arkansas.....	101
(1897, 1901-03, 05, 08-16, 19-20, 22-29, 47-23)	
All-Time Program Record.....	2,349-1,443-6 (.619)
All-Time Conference Record/Years.....	SEC: 457-413 (.523)/30
SWC: 264-205 (.563)/24	
Combined: 721-618 (.539)/54	
Conference Titles/Years.....	SEC Overall: 3/1999, 2004, 2021
SEC Western Division: 7/1999, 2004, 2007, 2011, 2018, 2019, 2021	
SWC: 2/1989, 1990	
Conference Tournament Record/Years.....	SEC: 38-44 (.463)/26
SWC: 18-25 (.419)/14	
Combined: 56-69 (.448)/40	
Conference Tournament Titles/Years.....	SEC: 1/2021
SWC: 1/1985	
NCAA Postseason Appearances.....	33
(1973, 79-80, 83, 85-90, 95-96, 98-99, 2002-15, 2017-19, 2021-22)	
NCAA Postseason Record.....	100-75 (.571)
College World Series Appearances.....	11
(1979, 1985, 1987, 1989, 2004, 2009, 2012, 2015, 2018, 2019, 2022)	
College World Series Record.....	18-22 (.450)
NCAA Super Regional Appearances.....	10
(2002, 2004, 2009, 2010, 2012, 2015, 2018, 2019, 2021, 2022)	
NCAA Super Regional Record.....	16-10 (.615)
NCAA Regional Appearances.....	32
NCAA Regional Record.....	66-43 (.606)
Overall NCAA Regional Hosts.....	9 (1999, 2004, 2006, 2007, 2010, 2017, 2018, 2019, 2021)
Best NCAA Finish.....	1979 and 2018 National Runner-Up

TEAM INFORMATION

2022 Overall Record.....	46-21
Home.....	28-7
Away.....	11-9
Neutral.....	7-5
SEC Record.....	18-12
SEC Finish.....	2nd West
SEC Tournament.....	T-7th
Postseason.....	College World Series
Lettermen Returning/Lost.....	12/24
Position Starters (including DH) Returning/Lost.....	2/7
Pitchers Returning/Lost.....	9/16
Newcomers.....	26
Captains.....	OF Jace Bohrofen, LHP Zack Morris, INF Peyton Stovall

TOP RETURNING POSITION PLAYERS

Jace Bohrofen	OF	Jr.	.228/.333/.435, 17 R, 8 2B, 3 HR, 17 RBI
Kendall Diggs	OF	So.	.197/.367/.361, 14 R, 1 2B, 3 HR, 14 RBI
Brady Slavens	INF	Sr.	.255/.332/.523, 35 R, 10 2B, 16 HR, 58 RBI
Peyton Stovall	INF	So.	.295/.373/.425, 40 R, 8 2B, 6 HR, 31 RBI

TOP RETURNING PITCHERS

Will McEntire	RHP	R-Jr.	2-2, 2.59 ERA, 48.2 IP, 49 SO, 1 SV
Zack Morris	LHP	Sr.	6-1, 2.31 ERA, 35.0 IP, 26 SO, 1 SV
Hagen Smith	LHP	So.	7-2, 4.66 ERA, 77.1 IP, 96 SO, 2 SV
Brady Tygart	RHP	So.	3-4, 3.84 ERA, 37.2 IP, 51 SO, 8 SV
Jaxon Wiggins	RHP	Jr.	6-3, 6.55 ERA, 66.0 IP, 82 SO

TOP NEWCOMERS

Cody Adcock	RHP	Jr.	Texarkana, Ark. (Crowder College)
John Bolton	INF	Grad.	Memphis, Tenn. (Austin Peay)
Caleb Cali	INF	R-Jr.	Montverde, Fla. (College of Central Florida)
Harold Coll	INF	Jr.	Boston, Mass. (San Jacinto College)
Hunter Hollan	LHP	Jr.	Hallsville, Texas (San Jacinto College)
Jayson Jones	INF	Fr.	Savannah, Texas (Braswell HS)
Tavian Josenberger	OF	Jr.	Kansas City, Mo. (Kansas)
Hudson Polk	C	Jr.	Coppell, Texas (Oklahoma)
Jared Wegner	OF	Grad.	Kearney, Neb. (Creighton)



INF Peyton Stovall, one of the Hogs' three team captains, is expected to lead the charge offensively after slashing .295/.373/.425 with six homers and 31 RBI as true freshman in 2022.



|| COACHES & STAFF



DAVE VAN HORN

Head Coach

9 College World Series

22 NCAA Tournaments • 9 SEC Championships

2

Dave Van Horn, the two-time SEC Coach of the Year, enters his 21st season at the helm of the Arkansas baseball program in 2023.

Over his 20 seasons as Head Hog, Van Horn has elevated Arkansas into one of the nation's premier teams. Van Horn has led the Razorbacks to seven College World Series appearances, 18 NCAA Tournament berths, two SEC overall titles, six SEC Western Division championships, one SEC Tournament title and a total of 796 wins.

Ever since returning to his alma mater in 2003 to take over for retiring legendary Arkansas head baseball coach Norm DeBriyn, Van Horn has continued to successfully field nationally competitive teams, while also grooming two Golden Spikes Award and Dick Howser Trophy winners in Andrew Benintendi and Kevin Kopps as well as numerous All-Americans, all-conference performers and future professional baseball players. Under his guidance, 36 Razorbacks have been named All-Americans, 43 as All-SEC players, and 129 have been picked in the MLB Draft.

Van Horn is the second-winningest coach in Arkansas history with 796 wins entering the 2023 season, including 313 career SEC victories. He is one of only five head coaches in college baseball history, along with Ron Polk (453), Mike Bianco (342), Skip Bertman (328) and Tim Corbin (320), with 300 or more SEC wins in their career.

Including his years at Nebraska, Northwestern State and Central Missouri State, Van Horn has racked up 1,167 wins at four-year institutions, which ranks sixth most among all active head coaches. He is one of seven active head coaches and the only SEC head coach with 1,100 or more wins at four-year schools.

The highly decorated coach has both individual and team honors throughout his 35-year coaching resume, beginning at Texarkana (Texas) Community College all the way through the present. Individually, he has been named national coach of the year twice, regional coach of the year three times and conference coach of the year five times. His teams have made nine College World Series appearances, won six outright conference championships, a Division II National Championship and made 22 trips to the NCAA Tournament in the last 25 years. Van Horn is one of only 11 coaches in NCAA history to lead two programs to the College World Series.

Since joining the Razorbacks as head coach, Van Horn has led his teams to an SEC championship, five SEC Western Division titles, 18 NCAA Tournament berths and seven College World Series appearances. Not resting on his laurels, Van Horn has kept his competitive juices flowing as he seeks to bring a national championship to his alma mater.

One of the things that Van Horn is known for is recruiting fundamental players and molding them into the stars of tomorrow. In 2003, his first full season at Arkansas, only four Razorbacks were taken in the Major League Baseball first-year player draft. That number has grown significantly over the years with a school-record 11 players being drafted in the 2013 MLB Draft.

Six former Arkansas stars under Van Horn – Nick Schmidt (2007), Logan Forsythe (2008), Zack Cox (2010), Ryne Stanek (2013), Benintendi (2015) and Heston Kjerstad (2020) – were selected in the first round of the draft. 54 of his players have been picked in the first 10 rounds since he took over at the helm, with Cayden Wallace (2nd, Kansas City Royals), Peyton Pallette (2nd, Chicago White Sox), Robert Moore (CB-B, Milwaukee Brewers), Jalen Battles (5th, Tampa Bay Rays), Evan Taylor (9th, Miami Marlins), Connor Noland (9th, Chicago Cubs) and Michael Turner (9th, Chicago White Sox) most recently hearing their names called in the first 10 rounds of the 2022 MLB Draft.

62 former Razorbacks have played in the MLB, including former Razorback standouts under Van Horn such as 2015 AL Cy Young Award winner Dallas Keuchel, James McCann, Benintendi, Logan Forsythe, Drew Smyly, Brett Eibner, Craig Gentry,

Mike Bolsinger and Jess Todd. Zach Jackson and Evan Lee, both former Van Horn pupils, made their MLB debuts during the 2022 season.

There were 11 former Hogs on an MLB roster in 2022, including Brian Anderson (Miami Marlins), Jalen Beeks (Tampa Bay Rays), Benintendi (Kansas City Royals/New York Yankees), Jackson (Oakland Athletics), Keuchel (Chicago White Sox/Arizona Diamondbacks/Texas Rangers), Lee (Washington Nationals), McCann (New York Mets), Matt Reynolds (Cincinnati Reds), Smyly (Chicago Cubs), Ryne Stanek (Houston Astros) and Trevor Stephan (Cleveland Guardians).

After Smyly hoisted the Commissioner's Trophy with the Atlanta Braves in 2021, Stanek became the sixth former Razorback to win an MLB title as he and the Houston Astros were crowned champions in 2022. Stanek joined Dick Hughes (St. Louis Cardinals, 1967), Eric Hinske (Boston Red Sox, 2007/New York Yankees, 2009), Keuchel (Houston Astros, 2017), Benintendi (Boston Red Sox, 2018) and Smyly (Atlanta Braves, 2021) as former Hogs with a World Series ring.

Benintendi, another Van Horn pupil, shows the caliber of players coming out of Arkansas has not slowing down. After a meteoric rise through the minor league ranks, Benintendi played in three postseasons with the Red Sox and finished second in the American League Rookie of the Year voting in 2018. The former Hog hit 20 home runs and stole 20 bases in 2017 to become the youngest left fielder to achieve the feat since Barry Bonds in 1987. He was also the third Red Sox rookie to have that kind of campaign, joining Normal Garciaparra and Ellis Burks. Benintendi was traded to the Kansas City Royals ahead of the 2021 campaign and won his first career Gold Glove Award during his first season in Kansas City.

Van Horn was successful from the moment he took over the program from legendary head coach Norm DeBriyn in 2003. During his first season, Van Horn guided his inaugural squad to both the SEC and NCAA Tournaments. His team was ranked in all four major baseball polls throughout the year and picked up series wins at No. 6 South Carolina and No. 5 Auburn.

The success of the program and Van Horn's no-nonsense approach has endeared him to the Razorback faithful. The Arkansas fan base has grown steadily since Van Horn was given the reins to the program, and three renovations have been completed at Baum-Walker Stadium since his arrival to accommodate the rapid growth. The best college ballpark in America has grown with the addition of nearly 5,000 chair back seats, 32 luxury boxes and the construction of the JB and Johnelle Hunt Family Baseball Development Center, which opened in 2022. Prior to the 2016 season, a 71-by-25 square foot videoboard was installed to dramatically improve in-game experience and is one of the largest videoboards in the country.

In 2022, Arkansas led the country in both total attendance (363,153) and average attendance per game (10,376), placing in the top five nationally in total and average attendance per game for the 18th consecutive year. Both figures were new Baum-Walker Stadium records. It was the second time in school history that Arkansas led the country in both categories, also having done so with Van Horn at helm in 2007.

Baum-Walker Stadium was filled to the brim throughout the 2022 campaign for good reason. Arkansas posted a 46-21 overall record in 2022, highlighted by the program's 11th trip to the College World Series and its third in the last four full seasons. The Razorbacks are the only team in the country with at least 45 wins in each of the last five full seasons, including 2021's historic 50-win campaign.

In 2021, Arkansas won 50 games for only the fourth time in program history, claiming its first SEC overall title since 2004 and its first outright SEC crown since 1999. The Razorbacks became only the second team since the SEC expanded to 30 games to win all 10 of their conference series. Arkansas capped its regular-season SEC championship with the program's first SEC Tournament championship,

A || DAVE VAN HORN

becoming only the third SEC team since league play expanded in 2012 to win both the regular season and tournament championship in the same season.

Kopps put together one of the most spectacular seasons in college baseball history under Van Horn's watch in 2021, winning both the Golden Spikes Award and Dick Howser Trophy after posting a 12-1 record with 11 saves and logging a school-record and nation-best 0.90 ERA. Kopps struck out 131 batters, third most for a single season in school history, while walking just 18 and allowing only nine runs all year.

The Razorbacks were on their way to another strong showing in 2020, posting an 11-5 record before the season was cut short due to the COVID-19 pandemic. Arkansas started the season on a 7-0 run, sweeping its first two opponents over the first two weeks of play. Van Horn had arguably the best hitter in college baseball in 2020 in Kjerstad, who led the team in seven offensive categories while also leading the SEC in hits (30), total bases (53) and slugging percentage (.791).

Kjerstad, recognized as the SEC's best hitter by D1Baseball following the shortened season, was ultimately selected by the Baltimore Orioles with the second overall pick of the 2020 MLB Draft, becoming the Razorbacks' highest draft pick since Jeff King was taken first overall by the Pittsburgh Pirates in the 1986 MLB Draft.

In 2019, Van Horn's Hogs put together another stellar campaign, ending in a 46-20 overall record with a whopping 33 wins coming at Baum-Walker Stadium. The Razorbacks went 20-10 in conference action, claiming a share of the SEC West Division title and the No. 2 overall seed in the SEC Tournament. Arkansas was selected as one of eight national seeds to host throughout the NCAA Regionals and NCAA Super Regionals, slotted at No. 5 for the second consecutive season. It was the eighth time Baum Stadium was selected as a postseason host site and first time in program history to do so in three straight seasons.

That postseason, Van Horn made his eighth overall appearance in Omaha, including his sixth with the Hogs, as Arkansas made its 10th trip to Omaha in its illustrious history. It marked the first time in program history that Arkansas had made the College World Series in back-to-back years.

The 2019 squad was led by a program-high nine All-SEC honorees, with six earning second-team honors – Trevor Ezell (1B), Casey Martin (SS), Dominic Fletcher (OF), Kjerstad (OF), Matt Goodheart (DH), Matt Cronin (RP) – and three earning all-freshman praise – Wicklander (SP), Noland (SP), Franklin (OF). Starting pitcher Isaiah Campbell, meanwhile, was a consensus All-American, earning first-team honors from the ABCA to go with his five second-team accolades.

The 2018 season was, arguably, Van Horn's best as the Razorback skipper, winning 48 games and reaching the College World Series finals for the first time in his career and second time in program history (1979). The 48 wins was, at the time, the

most for any Van Horn-led team in Arkansas history, and the Hogs made a near-impeccable run through the NCAA Tournament. The Razorbacks, the No. 5 overall seed, went a perfect 3-0 in the NCAA Fayetteville Regional, defeating Oral Roberts, Southern Miss, and Dallas Baptist to reach their seventh Super Regional in school history.

The Hogs went on to secure a spot in Omaha for the ninth time in school history, winning a three-game series against SEC-foe South Carolina. In Omaha, Arkansas barreled through the winner's bracket, defeating Texas, Texas Tech and defending national champion Florida for a spot in the finals. Arkansas won the first game against Oregon State, but the Beavers came out on top in games two and three.

Seven different Razorbacks earned either All-America or All-SEC status at the end of the season, including Carson Shaddy, who was named a third-team All-American by D1Baseball and garnered first-team All-SEC accolades. Blaine Knight was named a first-team All-American by D1Baseball and second-team All-American by the NCBWA. Kjerstad and Martin both turned in one of the best seasons by a freshman duo in the nation as they were named consensus All-Americans by Collegiate Baseball, the NCBWA, and D1Baseball.

Along with the numerous postseason honors, Kjerstad was named the SEC Freshman of the Year after hitting .332 over 69 games with an Arkansas freshman record 87 hits, 14 home runs, and 145 total bases. Martin turned in nearly identical numbers, leading the team with a .345 average over 67 games and matching Kjerstad with 87 hits of his own. He hit 13 home runs and drove in 49 RBI while stealing eight bases.

A year after missing the NCAA Tournament for the first time since becoming head coach at Arkansas, Van Horn was determined to not only right the ship in 2017, but return to the high level of success that the Razorbacks have enjoyed for decades.

A 19-game turnaround translated to a 45-win season for the Razorbacks. Arkansas also hosted an NCAA Regional for the first time since 2010, reaching the final game against Missouri State in what was the sixth regional ever played at Baum Stadium.

A pivotal part of the season that led to that regional host came in the final month at the SEC Tournament. After multiple delays led to Arkansas not even playing its first game until two days after the scheduled date, the Hogs battled back from a first-round loss to Mississippi State to run the table and reach the tournament final for the first time since 2007 and fourth time in school history.

The tournament turned out to be the Chad Spanberger show as he earned tournament MVP honors with two multi-home run games and tournament single-game records for home runs (three vs. Auburn) and runs batted in (seven vs. Auburn). In the five games of the tournament, Spanberger led all players with 10 runs batted in, three doubles, five home runs and 26 total bases.



Arkansas led all SEC teams during the season and finished tied for ninth in the nation with 83 home runs. Spanberger led the team with 20 home runs, good for second in the SEC and ninth in the nation. He was just the sixth player in program history to hit 20 or more home runs in a single season.

Across the board, Arkansas' hitters were among the best in the country in 2017. Joining Spanberger, Grant Koch (13), and Fletcher (12) also hit 10 or more home runs to make Arkansas one of two teams in the SEC to have three players with 10 or more home runs. For Fletcher, his 12 home runs were just one less than the previous Arkansas freshman record for home runs in a season as he not only earned an SEC All-Freshman Team nod but was also named a Freshman All-American by the National College Baseball Writers Association and Baseball America.

With the monstrous final month performance by Spanberger, he joined five other Razorbacks that were drafted in the 2017 MLB First-Year Player Draft. Trevor Stephan (3rd round, New York Yankees) led the class, followed by Spanberger (6th round, Colorado), Cannon Chadwick (9th round, New York Mets), Dominic Taccolini (10th round, San Diego), Blaine Knight (29th round, Texas), and Josh Alberius (36th round, Miami). Knight opted to return to Fayetteville for his junior season.

The 2015 season might have been one of the most memorable in Razorback history. Arkansas rebounding from a 15-15 record on April 4 to win 18 of their final 25 regular season games and surge into postseason play. After going 2-2 in the SEC Tournament, the Hogs became one of five teams in the country to advance to 14 consecutive NCAA Tournaments, claiming the No. 2 seed in the Stillwater Regional hosted by Oklahoma State.

The Razorbacks went 3-0 in the Stillwater Regional and came back home to host the second Super Regional in program history, knocking off Missouri State in three games for the most improbable College World Series appearance in Arkansas' storied history. Van Horn made his sixth trip to Omaha, including his fourth as the Razorback skipper. He currently has the second-most College World Series appearances among all head coaches in the SEC.

During the run to Omaha, Benintendi put together arguably the finest season in Razorback history. Benintendi became the first Arkansas player to win the Golden Spikes Award, given annually to the nation's best amateur player. He also won the Dick Howser Trophy and was named Baseball America Player of the Year and Collegiate Baseball Player of the Year as the nation's best collegiate player.

Benintendi became just the third player in SEC history to lead the league in home runs and batting average as he joined Rafael Palmeiro (Mississippi State, 1984) and Jeff Abbott (Kentucky, 1994) as the only players in conference history to accomplish the feat. He became the first player in school history to lead the nation in home runs (20) and became the first Division I player since 2009 to hit 20 home runs and steal 20 bases in one season. His historic season was capped by being selected No. 7 overall by the Boston Red Sox in the 2015 MLB Draft, the highest a Razorback has been drafted since Jeff King went No. 1 overall in 1986.

The 2015 Razorbacks finished 40-25, the sixth time in the past seven seasons that Arkansas won 40 or more games. Four players were selected in the MLB Draft, including Benintendi, and four Razorbacks earned conference honors. Benintendi was named the SEC Player of the Year while relief pitcher Zach Jackson was named First Team All-SEC, third baseman Bobby Wernes earned SEC All-Defensive Team honors and right-handed pitcher Keaton McKinney was named to the SEC All-Freshman Team.

The Razorbacks finished 2015 at No. 2 in the country in average attendance for the third straight year with 8,290 fans per game. The 12,167 fans that attended the June 6 Super Regional game against Missouri State was the largest crowd in stadium history and the third-largest Super Regional crowd in NCAA history. Arkansas also set school records for actual attendance and tickets sold for a single game during the 2015 season.

In 2014, Van Horn led the Razorbacks to their 13th consecutive NCAA Tournament, making the program one of seven teams in the country to advance to the NCAA Tournament each of the last 13 seasons. Arkansas surged into the SEC Tournament as the No. 7 seed after winning six of its final seven regular season games.

The Razorbacks made plenty of noise in Hoover, defeating Texas A&M in the opening round, before knocking off No. 10 Ole Miss twice and advancing to the semifinals against LSU.

Arkansas then received an at-large bid to the NCAA Charlottesville Regional as the No. 2 seed and defeated Liberty and Bucknell to advance to the program's sixth-straight regional final, but the Razorbacks saw their season come to an end against Virginia, who finished as the National Runner-up in Omaha.

Arkansas continued to push its best talent to the next level following the season, as six players were taken in the 2014 Major League Baseball First-Year Player Draft, with five of those signing professional deals.

Following the 2014 season, Van Horn's coaching duties were far from finished as he became the manager of the USA Baseball Collegiate National Team. Leading the best collegiate players in the country against some of the top teams in the world, Van Horn and Team USA battled Chinese Taipei in a five-game series, Japan in a three-game set and made trips to The Netherlands and Cuba. The squad finished with an overall record of 18-8-2 and captured the Haarlem-Honkbal Week Championship in The Netherlands after defeating Japan 6-3 in the title game. It was the second time Van Horn donned the Stars and Stripes in his coaching career, as he served as an assistant coach on the Collegiate National Team in the summer of 2011.

Arkansas finished the 2013 season with a 39-22 record and an 18-11 mark in SEC play. The Razorbacks' 18 wins in league play were the most since 2010 and Arkansas won seven of 10 conference series for the first time since the 2004 season. The Razorbacks reached the regional final of the NCAA Manhattan Regional. After dropping the opening game of the regional to Bryant, Arkansas bounced back with victories over Wichita State and Bryant before falling to host school Kansas State in the regional championship.

Following the season, Arkansas set a school record with 11 players taken in the 2013 Major League Baseball First-Year Player Draft. The 11 players drafted also was the most in the country, as 10 of those went on to sign professional contracts.

For the third time in his Arkansas tenure, Van Horn guided the Razorbacks to Omaha and the College World Series in 2012. Arkansas used a dominant pitching staff, timely hitting and strong defense to win the Houston Regional and Waco Super Regional to advance to the seventh College World Series in program history. The Razorbacks won their first two games of the College World Series and finished in a tie for third, equaling the second-best finish to a season in school history. Arkansas finished the season with a 46-22 record, the most wins for UA under Van Horn and the sixth-highest single-season win total in school history. The Razorbacks also won 40 games for the fourth straight season and for the 18th time in program history. Arkansas finished the season ranked in the top six in all four of the major college baseball polls, including a No. 3 national ranking in the USA Today/ESPN Coaches Poll, the NCBWA poll and the Collegiate Baseball poll.

Arkansas had a knack for winning the close games in 2012. The Razorbacks played 32 games decided by one or two runs and went 19-13 in those games. Arkansas was 14-9 in one-run games during the 2012 season and had a streak of seven straight one-run victories late in the season. Six of the Razorbacks' seven wins in the NCAA Tournament were by one run, including a pair of 1-0 victories.

Van Horn reached a milestone as the Razorback head coach in 2012 as he earned his 400th win at Arkansas during UA's NCAA Tournament run. Van Horn's 400th win was a significant one as it came against Rice in the Houston Regional. The 1-0 victory over the eighth-ranked Owls put the Razorbacks in the driver's seat of the regional, which they would eventually win with a 5-1 win over Sam Houston State.

In what many people saw as a rebuilding season in 2011, Van Horn guided the Razorbacks to the program's fourth SEC Western Division championship and to the NCAA Tournament. After posting a 38-20 overall record through the SEC Tournament, the Razorbacks were sent to the NCAA Tempe Regional hosted by Arizona State. After dropping its opening game of the regional, Arkansas rallied to reach the regional championship game before eventually falling to the Sun Devils. Arkansas finished the season with a 40-22 record and closed the season ranked in the top 25 of every major poll with an RPI of 14.

Van Horn led Arkansas to the NCAA Tournament for the ninth consecutive year in 2010. The Razorbacks also reached the Super Regional round in back-to-back years for the first time in program history. On the strength of a 40-18 record after the SEC Tournament, the Razorbacks were selected to host an NCAA Regional for the fifth time in school history. Arkansas advanced to the Super Regionals with a 7-2 victory over Washington State in a winner-take-all regional championship game. In the Super Regionals, the Razorbacks went toe-to-toe with the tournament's top seed,

Arizona State, on its home field. Arkansas lost a pair of 12-inning heartbreakers to finish the season with a 43-21 record.

Van Horn achieved three coaching milestones during the 2010 regular season. The Razorback skipper picked up his 300th win at Arkansas on April 9 in an 8-3 win over Mississippi State. On February 27 in a 10-8 win over Troy, Van Horn earned his 600th win as a Division I head coach. He recorded career win No. 900 on May 21 in a 4-3 victory at Vanderbilt.

For the second time in his Razorback coaching career, Van Horn and his team made the ultimate postseason push and collected the program's sixth trip to Omaha for the 2009 College World Series. Rebounding from a late-season slump, Arkansas advanced to the semifinals of the SEC Baseball Tournament, before earning its eighth-consecutive berth into an NCAA Regional. Supported by their fans, the Razorbacks hit the road and swept their way through the Norman Regional and Tallahassee Super Regional, besting Washington State and national seeds Oklahoma and Florida State along the way. In Omaha, Arkansas won two games and tied for a third-place national finish, equaling the 1985 team for the second-best finish in program history.

The 2009 regular season had its share of highlights, too. The Razorbacks jumped out to an 8-0 start in SEC play for the first time in program history. The club achieved another first when Collegiate Baseball released its April 6 poll with Arkansas ranked No. 1, the first top ranking by any publication in program history. Arizona State was also ranked No. 1 the same week in a different poll and were coming to Fayetteville for a pair of midweek games, marking the first No. 1 vs. No. 1 matchup at Baum Stadium. Arkansas solidified its top billing by knocking off the Sun Devils in both games.

In the finale against Arizona State, the Razorbacks had the support of a then-Baum Stadium-record 11,014 fans. That number is a significant reminder of the traditionally strong attendance figures for the Arkansas baseball team. In 2009, the Razorbacks finished No. 2 in national attendance with an average of 7,906 fans per game.

Hitting was the focal point in some seasons, while pitching dominated in others, but Van Horn knows that to accomplish his ultimate goal it takes a total team effort. In 2007, Arkansas won the Razorbacks' third SEC Western Division title, when they went 18-12 in league play. The Razorbacks were 43-21 overall, hosted their fourth NCAA Regional and finished the season No. 18 in the final Collegiate Baseball rankings.

That team was one of Van Horn's best in terms of individual pitching prospects. Two-time first-team All-American Nick Schmidt was taken by the San Diego Padres in the first round of the MLB Draft (No. 23 overall). Right-handers Jess Todd and Duke Welker were each taken in the second round by St. Louis and Pittsburgh, respectively. Todd also earned second-team All-America honors.

Schmidt's success on the mound was a continuation of his 2006 season, when the lefty was named the SEC Pitcher of the Year by the league coaches. The Razorbacks went 39-21 that season and hosted another NCAA Regional.

A hot start to the 2005 season had the Hogs ranked as high as No. 5 nationally as they opened the year 20-2, but a rash of bad luck sidetracked what was shaping up to be a magical year. Despite the setbacks, the Razorbacks did come just a breath away from pulling one of the nation's biggest upsets as it won its first two games at the NCAA Austin Regional. Arkansas would advance to the final game of the regional before losing to eventual national champion Texas.

Arkansas' 2004 season was one for the history books as the Razorbacks won 45 games, shared the SEC regular-season title, hosted NCAA Regional and Super Regional games and made its fifth appearance at the College World Series. The following all came true despite the Razorbacks getting picked to finish last in the SEC's Western Division by the league coaches.

Along the way, Arkansas won 19 SEC games, swept a weekend series in Baton Rouge, La., against No. 2 LSU and dispatched a tough Florida State team in the Super Regional in two games. The Razorbacks' sweep of LSU was the first time since 1988 that the Tigers had been swept at home by a conference opponent.

The Razorback accomplishments led to a top 10 finish in all four major collegiate baseball polls, including a No. 6 ranking by Baseball America.

Head Coach, Nebraska (1998-2002)

Prior to taking the helm of the Arkansas program on June 21, 2002, Van Horn enjoyed a very successful five-year run as the head coach at Nebraska. In a short period of time, he built a once-fledgling program into a national powerhouse. Before his arrival, the Cornhuskers had made just four postseason appearances in 108 years of baseball history. With their new skipper on the bench, Nebraska went to four NCAA Tournaments and two College World Series.

During his stint with Nebraska, Van Horn amassed a 214-92 (.699) record, won three consecutive Big 12 Tournament titles and earned Nebraska's first regular-season conference title in 51 years. He was twice named the American Baseball Coaches Association's Midwest Region Coach of the Year and posted back-to-back 50-win seasons in 2000 and 2001. In his second season at Nebraska, Van Horn guided his club to its first NCAA Tournament berth in 18 years after it won the Big 12 Tournament, its first title of any kind in nearly 50 years.

Similar to what he has done at Arkansas, Nebraska's players shined with Van Horn at the helm. The Cornhuskers had at least one player named a finalist for national player of the year honors in three seasons, including a pair of Dick Howser Award finalists. Seven players were named first-team All-Americans and 26 earned All-Big 12 accolades, including a school-record nine in 2000. The Cornhuskers also excelled in the classroom with 30 Academic All-Big 12 selections (21 first-teamers) and seven players named academic all-district.

Head Coach, Northwestern State (1995-97)

Prior to his move to Nebraska, Van Horn coached three seasons with Northwestern State in Natchitoches, La., his first foray as a head coach at the Division I level. He went 106-65 (.620) in three seasons, winning two Southland Conference regular-season titles (1995 and 1997). Each title also earned him Southland Conference Coach of the Year honors.

Head Coach, Central Missouri State (1994)

Van Horn spent one season at the Division II level as the head coach at Central Missouri State in 1994. Taking the reins of the program with just six weeks of preparation before the season, the Mules got off to a quick start by winning 12 of their first 13 games and eventually put together a 21-game winning streak.

CMSU won the MIAA Conference Championship and the tournament title before eventually dominating at the NCAA Championships to win the school's first national championship. In 2000, Central Missouri honored Van Horn and his 1994 team by inducting them into the Central Missouri State Hall of Fame.

Head Coach, Texarkana Community College (1989-1993)

The storied head coaching career of Van Horn began with a humble start at Texarkana (Texas) Community College. In five seasons with the Bulldogs, Van Horn guided Texarkana to a 214-72 (.748) record. He set records for single-season wins in four of his five seasons, beginning with his first, and guided his 1992 squad to the NJCAA Texas Eastern Conference Championships.

Graduate Assistant, Arkansas (1985-88)

Prior to his first stint as a head coach, Van Horn worked with the man he replaced at Arkansas, DeBriyn, for four seasons as a graduate assistant, assisting the Razorbacks to a pair of College World Series. Arkansas was 184-71-1 (.721) while he was a graduate assistant on DeBriyn's staff, advancing to the NCAA Regionals in each of his four seasons.

Playing Career (1980-84)

Van Horn played two seasons at McLennan (Texas) Community College, earning All-America, Region 5 Player of the Year, all-conference and all-region honors during his time there. A standout defensive third baseman, Van Horn was selected by the Chicago White Sox in the 10th round of the 1981 MLB draft but opted to transfer to Arkansas instead.

In one year with the Hogs, Van Horn earned All-Southwest Conference honors as well as the team's Most Valuable Player and SWC Newcomer of the Year accolades. Following his junior year, the Atlanta Braves selected Van Horn in the 10th round of the 1982 MLB Draft. Van Horn spent three seasons in the Braves organization before returning to Fayetteville to begin his coaching career.

Personal

Van Horn is married to the former Karen Lee. The couple has two daughters, Hollan and Mariel.

THE DAVE VAN HORN FILE

PERSONAL

Born: Sept. 17, 1960
 Hometown: Kansas City, Mo.
 Alma Mater: Arkansas (1988)
 Master's of Science: East Texas State University (1992)
 Wife: Karen
 Daughters: Hollan, Mariel
 Named Head Coach at Arkansas: June 21, 2002

COACHING HISTORY

2003-Present Arkansas (Head Coach)
 1998-2002 Nebraska (Head Coach)
 1995-1997 Northwestern State (Head Coach)
 1994 Central Missouri State (Head Coach)
 1989-1993 Texarkana Community College (Head Coach)
 1985-1988 Arkansas (Graduate Assistant)

PLAYING HISTORY

1982-1984 Atlanta Braves Organization
 1982 MLB Draft: 10th Round (Atlanta Braves)
 1982 Arkansas
 1981 MLB Draft: 10th Round (Chicago White Sox)
 1980-1981 McLennan Community College

HEAD COACH BY THE NUMBERS


1,381-663 (34 years) Overall Record as Head Coach
 1,167-521 (29 years) Overall Four-Year College Record
 1,116-580 (28 years) Overall D1 Record
 796-423 (20 years) Record at Arkansas
 214-92 (5 years) Record at Nebraska
 106-65 (3 years) Record at Northwestern State
 51-11 (1 year) Record at Central Missouri State
 214-72 (5 years) Record at Texarkana Community College

COACHING HONORS

2021 SEC Coach of the Year
 2004 SEC Coach of the Year
 2001 Baseball America National Coach of the Year
 2001 Big 12 Coach of the Year
 2001 ABCA Midwest Region Coach of the Year
 2000 ABCA Midwest Region Coach of the Year
 1997 Southland Coach of the Year
 1995 Southland Coach of the Year
 1994 NCAA Division II Coach of the Year
 1994 ABCA Central Region Coach of the Year

HALL OF FAME

2019 Arkansas Sports Hall of Fame
 2013 Winnetonka High School Hall of Fame
 2012 Ban Johnson League Hall of Fame
 2001 Central Missouri State Hall of Fame



VAN HORN'S CAREER NUMBERS

Year	School	Record	Pct.	Conf.	Place	Conf. Tourn.	NCAA
1989	Texarkana CC	39-18	.684	N/A	N/A	N/A	--
1990	Texarkana CC	44-14	.759	N/A	N/A	N/A	--
1991	Texarkana CC	45-12	.789	N/A	N/A	N/A	--
1992	Texarkana CC	48-10	.827	N/A	1st	N/A	--
1993	Texarkana CC	38-18	.678	N/A	N/A	N/A	--
	<i>Total</i>	<i>214-72</i>	<i>.748</i>	<i>--</i>	<i>--</i>	<i>--</i>	<i>--</i>
1994	Central Missouri St.	51-11	.823	15-1	1st (Div.)	1st (4-1)	NCAA DII Champs
	<i>Total</i>	<i>51-11</i>	<i>.823</i>	<i>15-1</i>	<i>--</i>	<i>1 (4-1)</i>	<i>--</i>
1995	Northwestern St.	37-15	.711	19-5	1st	DNP (0-2)	--
1996	Northwestern St.	34-27	.557	14-16	2nd (Div.)	2nd (3-2)	--
1997	Northwestern St.	35-23	.603	19-9	1st	DNP (0-2)	--
	<i>Total</i>	<i>106-65</i>	<i>.620</i>	<i>52-30</i>	<i>--</i>	<i>3 (3-6)</i>	<i>--</i>
1998	Nebraska	24-20	.545	10-13	7th	DNQ	DNQ
1999	Nebraska	42-18	.700	16-9	5th	1st (4-0)	NCAA (1-2)
2000	Nebraska	51-17	.750	21-9	2nd	1st (5-1)	NCAA (4-2)
2001	Nebraska	50-16	.758	20-8	1st	1st (4-0)	CWS (5-2)
2002	Nebraska	47-21	.691	16-11	2nd	2nd (3-1)	CWS (5-3)
	<i>Total</i>	<i>214-92</i>	<i>.699</i>	<i>67-39</i>	<i>--</i>	<i>4 (16-2)</i>	<i>4 (15-9)</i>
2003	Arkansas	35-22	.612	14-16	6th West	T-7th (0-2)	NCAA (1-2)
2004	Arkansas	45-24	.652	19-11	T-1st Overall	4th (2-2)	CWS (6-3)
2005	Arkansas	39-22	.636	13-17	T-5th West	T-7th (0-2)	NCAA (2-2)
2006	Arkansas	39-21	.650	18-12	2nd West	T-7th (0-2)	NCAA (1-2)
2007	Arkansas	43-21	.672	18-12	1st West	2nd (3-1)	NCAA (2-2)
2008	Arkansas	34-24	.586	14-15	4th West	DNQ	NCAA (0-2)
2009	Arkansas	41-24	.631	14-15	4th West	4th (2-2)	CWS (7-2)
2010	Arkansas	43-21	.672	18-12	2nd West	T-7th (0-2)	NCAA (3-3)
2011	Arkansas	40-22	.645	15-15	1st West	T-3rd (2-2)	NCAA (2-2)
2012	Arkansas	46-22	.676	16-14	T-2nd West	T-9th (0-2)	CWS (7-3)
2013	Arkansas	39-22	.639	18-11	2nd West	T-3rd (2-1)	NCAA (2-2)
2014	Arkansas	40-25	.615	16-14	4th West	T-3rd (3-2)	NCAA (2-2)
2015	Arkansas	40-25	.615	17-12	3rd West	T-5th (2-2)	CWS (5-3)
2016	Arkansas	26-29	.473	7-23	7th West	DNQ	DNQ
2017	Arkansas	45-19	.703	18-11	2nd West	2nd (3-2)	NCAA (3-2)
2018	Arkansas	48-21	.696	18-12	T-1st West	T-3rd (2-1)	CWS Runner-Up (9-3)
2019	Arkansas	46-20	.697	20-10	T-1st West	T-5th (1-2)	CWS (5-3)
2020	Arkansas	11-5	.688	0-0	--	--	--
2021	Arkansas	50-13	.794	22-8	1st Overall	1st (4-0)	NCAA (4-3)
2022	Arkansas	46-21	.687	18-12	2nd West	T-7th (0-2)	CWS (8-3)
	<i>Total</i>	<i>796-423</i>	<i>.653</i>	<i>313-252</i>	<i>--</i>	<i>17 (26-29)</i>	<i>17 (69-44)</i>
<i>Career Totals</i>		<i>1,381-663</i>	<i>.676</i>	<i>447-322</i>	<i>--</i>	<i>49-38 (.563)</i>	<i>84-53 (.613)</i>



NATE THOMPSON

Assistant Coach • Recruiting Coordinator

3 College World Series

6 NCAA Super Regionals • 7 NCAA Regionals

30

Nate Thompson enters his sixth season as an assistant coach for the Arkansas baseball program in 2023.

Thompson, the Razorbacks' hitting coach and recruiting coordinator, has helped develop numerous All-America and All-SEC honorees as well as 16 MLB draft selections since joining the program ahead of the 2018 campaign. Under Thompson's guidance, Heston Kjerstad, selected by the Baltimore Orioles with the second overall pick in the 2020 MLB Draft, became Arkansas' highest draftee since infielder Jeff King was taken first overall by the Pittsburgh Pirates in 1986.

Arkansas has displayed jaw-dropping power since Thompson began working with the hitters, posting four of the top-five school records for home runs in a season under his watch. The Razorbacks recorded consecutive 100-homer seasons in 2021 (109 home runs) and 2022 (106 home runs) for the first time in school history.

Armed with one of the most explosive lineups in the country, Thompson oversaw a Razorback offense that slugged a program-record and nation-leading 109 home runs during the historic 50-win season in 2021. Thompson and the offense helped Arkansas win its first SEC overall title since 2004 and its first outright SEC crown since 1999. The Razorbacks became only the second team since the SEC expanded to 30 games to win all 10 of their conference series. Arkansas capped its regular-season SEC championship with the program's first SEC Tournament championship, becoming only the third SEC team since league play expanded in 2012 to win both the regular season and tournament championship in the same season.

Six Razorbacks swatted 10 or more homers during the 2021 campaign, led by Robert Moore's team-high 16 blasts. With Thompson's guidance, Moore became the first Razorback in program history to earn freshman All-America status in multiple seasons. The switch-hitter, who was eligible as a sophomore due to the shortened 2020 season, was named a freshman All-American by Baseball America in 2021 after earning the distinction from Collegiate Baseball Newspaper in 2020.

Brady Slavens, meanwhile, drove in a team-leading 63 runs during the 2021 campaign, finishing the year as one of three Razorback hitters with 50 or more RBI. Christian Franklin, who was selected by the Chicago Cubs in the fourth round of the 2021 MLB Draft, chipped in 13 home runs and 54 RBI. The trio's offensive output helped Arkansas top the SEC in five categories: on-base percentage (.387), runs scored (483), homers (109), walks (360), sacrifice flies (36).

During the pandemic-shortened 2020 season, the Arkansas bats were in a groove, racking up a .310 batting average through 16 games. The Razorbacks totaled 118 runs on 175 hits with 33 doubles and 21 homers, an increase in hits (166), doubles (32) and home runs (17) through the first 16 games of 2019.

Thompson had arguably the best hitter in collegiate baseball in 2020 in Kjerstad, who led the team in seven offensive categories while also leading the SEC in hits (30), total bases (53) and slugging percentage (.791), finishing second in batting average (.448). Kjerstad, who entered entering the year as a unanimous first-team preseason All-American and a member of the USA Baseball Golden Spikes Award preseason watch list, was recognized as the SEC's best hitter by D1Baseball following the shortened season.

In 2019, Thompson's hitters racked up a .298/.489/.393 line at the plate over 66 games. The Razorbacks ranked No. 17 in the nation in scoring, averaging 7.4 runs per game, and totaled 491 runs scored, good for ninth in the NCAA. The Hogs also ranked in the top 10 in four other offensive categories: hits (679, No. 7), doubles (142, No. 6), homers (88, No. 7) and slugging (.489, No. 10).

Six of Thompson's hitters landed on All-SEC teams, with Trevor Ezell, Casey Martin, Dominic Fletcher, Kjerstad and Goodheart all earning second-team accolades.

Christian Franklin took home freshman All-SEC honors, and Jack Kenley was recognized by D1Baseball as a third-team All-America honoree.

The Razorback bats helped propel Arkansas to its second consecutive share of the SEC West Division behind a 20-10 conference record. The Hogs earned the No. 5 national seed for their postseason run. For the second season in a row under Thompson, Arkansas' season culminated in Omaha with the program's 10th overall trip to the College World Series.

Thompson's first year with the Razorbacks in 2018 was nothing short of extraordinary as he guided one of the best lineups in the nation to a national runner-up finish at the College World Series. Led by a pair of freshman All-Americans in Kjerstad and Martin, Arkansas hit .296, its best for a season since 2010, and hit a then-school record 98 home runs. Five different Hogs hit at least 10 long balls during the season.

As a team, Arkansas ranked in the top 25 in the country in sacrifice hits (42, No. 2), home runs (98, No. 3), hits (695, No. 4), runs scored (482, No. 8), walks (324, No. 12), slugging percentage (.475, No. 13), batting average (.296, No. 23) and runs per game (7.0, No. 23). The runs, RBI and walks were Arkansas' best since 2000. In conference play, the Hogs topped the SEC in batting average (.302), on-base percentage (.380), slugging (.486), hits (310), home runs (45), total bases (499) and sacrifice flies (19).

As for Martin and Kjerstad, the duo combined for a .339 batting average, 27 home runs and 107 RBI, leading all freshman duos in the SEC. Martin paced the Razorbacks with a .345 batting average, while Kjerstad led the team in home runs (14) and RBI (58). Those home runs also led all freshmen in the SEC. Fletcher also turned in a strong sophomore season under Thompson's tutelage, recording a .288 batting average with 10 home runs and 49 RBI.

Fletcher went on to play for the USA Baseball Collegiate National Team during the summer of 2018. Fletcher is one of five Razorback hitters to don the Red, White and Blue since Thompson arrived in Fayetteville. Kjerstad, Martin and Casey Opitz suited up for the squad in 2019, while Moore played for the team in 2021.

Thompson arrived at Arkansas after spending three seasons at Missouri State. In 2017, his final season at MSU, Thompson helped the program reach the NCAA Super Regionals and win a Missouri Valley Conference championship. The Bears' offense hit .274 as a team with 80 home runs for the second straight year. With Thompson on staff, Missouri State hit .270 or better in each of his three seasons and averaged just under seven runs per game. In his three years in Springfield, Thompson helped the Bears average a slash line of .287/.391/.453, breaking the school record for walks in 2015 (317) and again in 2017 (351).

Thompson was a key reason for the emergence of All-American Jake Burger, who was taken No. 11 overall by the Chicago White Sox in the 2017 MLB Draft and was the first player in Missouri State history to be selected in the first round. As a junior, Burger led the Bears offensively, hitting .328 with 22 home runs, 65 RBI and a .648 slugging percentage. Burger was named a semifinalist for the Dick Howser Trophy and Golden Spikes Award.

Burger finished his career at MSU with 47 home runs and 241 hits, 11th most in the school's history. In 2017, he was named a first-team All-American for the third consecutive season, becoming only the second player in MSU history to do so.

Jeremy Eierman, another pupil of Thompson, put together his own All-American season in 2017, being named a first-team All-American by Perfect Game/Rawlings as a shortstop. He hit .313 with 23 home runs and a team-leading 68 RBI.

Eierman went on to be selected in the 2018 MLB Draft by the Oakland Athletics in the supplemental second round.

In 2016, the Bears blossomed at the plate under the tutelage of Thompson with an MVC-best .299 team batting mark, their top single-season average since 2009. MSU led the Valley in nearly every major offensive statistical category, including slugging (.500), on-base percentage (.391), runs scored (440), RBI (412), doubles (121), triples (26), home runs (80) and total bases (1027). The Bears' 80 long balls ranked as the sixth-best total in club history, led by NCAA Division I home run leader Spencer Johnson (24), who earned All-America honors with Burger (21) after ranking No. 1 and No. 2 in the nation, respectively.

During the 2015 season, Thompson's first at Missouri State, Burger became just the third Bear rookie, along with Mark Bailey (1980) and Bob Blakley (1974), in the 52-year history of the program to be selected for an All-America team (other than an all-freshman squad). Three different position players signed professional contracts at the conclusion of Thompson's first season with the Bears, including MVC Defensive Player of the Year Joey Hawkins and all-MVC performer Dylan Becker, who signed with the St. Louis Cardinals, as well as first-team all-conference pick Tate Matheny, who agreed to terms with the Boston Red Sox after being selected in the fourth round of the MLB Draft.

Johnson joined the group last year, signing with the Houston Astros after being selected in the 16th round of the 2016 MLB Draft. With Burger being drafted in 2017 and Eierman in 2018, Thompson has been responsible for the three highest draft picks in Missouri State history. Eierman and Burger, as well as Matheny, also each played for the USA Baseball Collegiate National Team during their time at MSU.

Additionally, Thompson's first full year with MSU produced one of the top recruiting classes in program history. Anchored by a home-grown crop of standouts that included nine players rated among the top 31 high school recruits in the state of Missouri by either Perfect Game USA or Prep Baseball Report, the Bears' 2015 recruiting class was ranked No. 35 in the nation by Collegiate Baseball. In 2016, Thompson was named the best recruiter in the Missouri Valley Conference by D1Baseball.

Thompson joined the Bears staff in July 2014 as MSU's lead hitting instructor and recruiting coordinator. An assistant coach at Hutchinson (Kan.) Community College for four years, Thompson filled the vacancy left by the retirement of Brent Thomas after 32 years of continuous service on the Bears' staff.

Thompson served as Hutchinson's primary hitting coach from 2011 through the 2014 season, helping lead the Blue Dragons to a pair of KJCCC West regular-season titles and two of the top five win totals in program history. Hutchinson broke 17 team or individual school records during a 43-17 campaign that saw it rank among the NJCAA's top 20 nationally in 14 offensive statistical categories.

In 2014, Thompson helped mentor Matt Jones, a 25th round selection of the Los Angeles Dodgers in the 2014 MLB Draft, Jayhawk West Most Valuable Player Jake Schleppenbach and national pitcher of the year Kyle Simonds, who became the first player in Hutchinson history to earn first-team All-America recognition.

Over his four-year stint as an assistant coach in Hutchinson, Thompson helped steer a program that averaged 35 wins per season while posting a .613 winning percentage and producing 23 All-Jayhawk West Division selections, eight of which went on to earn NJCAA All-Region VI honors. In 2012, the Blue Dragons logged a 40-17 ledger, including a Jayhawk West Division crown with a 23-9 conference mark. Led by second-team All-American Tanner Lubach, seven Blue Dragons earned all-conference honors that season, with four players signing to continue their careers at the Division I level.

Thompson spent three seasons at Nebraska as the Cornhuskers' volunteer assistant prior to his arrival in Hutchinson. In that capacity, he instructed the Husker outfielders and assisted with the infield group, playing key roles in the development of 2008 All-Big 12 performers and MLB draftees Jake Opitz (12th round, Cubs) and Mitch Abeita (19th round, Yankees), as well as future MLB player Cody Asche, who helped Nebraska log an impressive 41-16-1 campaign and earn the right to host an NCAA Regional in Lincoln.

Following the completion of his own collegiate playing career at Dallas Baptist, Thompson began his coaching career as a student assistant with the Patriots. A two-year letterwinner in the DBU outfield, Thompson helped the Patriots claim the 2004 NCCAA national championship after turning in a standout two-year career at Garden City (Kan.) Community College. He was a key figure on the Busters' 2003 Jayhawk West Division championship team, earning NJCAA Distinguished



Academic All-America honors.

During the 2006 season, Thompson aided a Dallas Baptist coaching staff that included current Patriots head coach Dan Heefner, working with the DBU outfielders while assisting with hitting instruction and the implementation of the club's strength and conditioning program. The Patriots recorded a .329 team batting mark en route to a 33-23 season and saw a school-record seven players taken in the MLB Draft. From there, Thompson moved into a graduate assistant role at Fort Hays (Kan.) State, where he served as the Tigers' primary hitting and outfield coach during the 2007 campaign. A pair of Tigers earned ABCA All-Central Region recognition under Thompson's tutelage as Fort Hays State finished with a 33-20 overall record.

Additionally, Thompson gained experience during the summer of 2007 as an assistant coach with the Mat-Su Miners of the Alaska Baseball League, where he was nominated for the league's assistant of the year honor. Thompson also served as director of Nebraska's summer baseball camps from 2008-10, overseeing program development and personnel while assisting with the instruction and skill development phases of the camps.

A native of Goodland, Kan., Thompson graduated cum laude with his bachelor's degree in kinesiology from Dallas Baptist in 2006 and earned a master's degree in sports administration at Fort Hays State in 2008. He married the former Anna Schardt in 2009, and the couple has three daughters, Nevaeh, Natalie and Nora.

PERSONAL

Born: Nov. 11, 1982
Alma Mater: Dallas Baptist (2006)
Wife: Anna
Children: Nevaeh, Natalie, Nora

COACHING HISTORY

2018-Present	Arkansas (Assistant Coach/Recruiting Coordinator)
2015-17	Missouri State (Assistant Coach)
2011-2014	Hutchinson (Kan.) Community College (Assistant Coach)
2008-2010	Nebraska (Volunteer Assistant Coach)
Summer 2007	Mat-Su Miners (Assistant Coach)
2007	Fort Hays State (Graduate Assistant)
2006	Dallas Baptist (Student Assistant)

PLAYING HISTORY

2004-2005	Dallas Baptist
2002-2003	Garden City (Kan.) Community College



MATT HOBBS

Assistant Coach • Pitching Coach

2 College World Series

4 NCAA Super Regionals • 6 NCAA Regionals

47

Matt Hobbs enters his fifth season as an assistant coach for the Arkansas baseball program in 2023.

Hobbs, the Razorbacks' pitching coach, has helped develop numerous All-America and All-SEC honorees as well as 16 MLB draft selections since joining Arkansas as an assistant coach ahead of the 2019 campaign. Under Hobbs' tutelage, pitcher Kevin Kopps emerged as the best college baseball player in the country in 2021, winning both the Golden Spikes Award and Dick Howser Trophy.

Since 2019, Arkansas has had more pitchers selected in the MLB draft than any program in the country, including a nation-best 12 pitchers taken in the top-10 rounds. Razorback pitchers who blossomed under Hobbs' guidance before, ultimately, hearing their names called in the MLB draft include:

2019 MLB Draft (5)

Isaiah Campbell – Seattle Mariners, CB-B (76)
 Matt Cronin – Washington Nationals, 4th (123)
 Jacob Kostyshock – Colorado Rockies, 8th (249)
 Cody Scroggins – Boston Red Sox, 9th (287)
 Zack Plunkett – Los Angeles Dodgers, 20th (611)

2021 MLB Draft (6)

Kevin Kopps – San Diego Padres, 3rd (99)
 Ryan Costeiu – Los Angeles Angels, 7th (201)
 Patrick Wicklander – Tampa Bay Rays, 8th (251)
 Lael Lockhart – Los Angeles Dodgers, 9th (282)
 Caden Monke – Kansas City Royals, 14th (409)
 Elijah Trest – Colorado Rockies, 19th (560)

2022 MLB Draft (5)

Peyton Pallette – Chicago White Sox, 2nd (62)
 Evan Taylor – Miami Marlins, 9th (262)
 Connor Noland – Chicago Cubs, 9th (263)
 Zebulon Vermillion – New York Mets, 10th (299)
 Mark Adamiak – Oakland Athletics, 15th (454)

Since Hobbs began working with the pitchers, Arkansas has struck out opposing hitters at a historic clip, posting three of the top-five school records for strikeouts in a season under his watch. The 2022 season was no different as the Razorback pitching staff racked up 674 strikeouts to set a new single-season school record for the second consecutive year.

Hobbs' pitching staff, which included a pair of Freshman All-Americans in Hagen Smith and Brady Tygart as well as five MLB draftees in Pallette, Taylor, Noland, Vermillion and Adamiak, helped power the Hogs to a 46-21 overall record during the 2022 season, which culminated with the program's 11th trip to the College World Series and its third in the last four full seasons. Arkansas is the only team in the country with at least 45 wins in each of the last five full seasons.

In 2021, Hobbs and his pitching staff helped Arkansas win its first SEC overall title since 2004 and its first outright SEC crown since 1999. The Razorbacks became only the second team since the SEC expanded to 30 games to win all 10 of their conference series. Arkansas capped its regular-season SEC championship with the program's first SEC Tournament championship, becoming only the third SEC team since league play expanded in 2012 to win both the regular season and tournament championship in the same season.

With a stable of arms that featured Kopps, who was selected by the San Diego Padres in the third round of the 2021 MLB Draft, and five more MLB draftees, Hobbs oversaw a Razorback pitching staff that totaled 657 strikeouts, the previous school

record, during the historic 50-win season in 2021.

Kopps, who became the second Arkansas player in school history to win the Golden Spikes Award and Dick Howser Trophy, posted a 12-1 record with 11 saves, logging a school-record 0.90 ERA during the year. The right-hander struck out 131, the third-most total in program history, and walked just 18 while allowing only nine earned runs all season. Kopps was named SEC Pitcher of the Year and won nearly every single major award in the sport, including national player of the year praise from D1Baseball, Collegiate Baseball Newspaper and the College Baseball Foundation.

Hobbs also oversaw Patrick Wicklander's emergence as the Razorbacks' Friday night starter during the 2021 season. The left-hander made 13 starts and posted a 7-1 record with a 2.09 ERA, the second-lowest earned run average among all SEC pitchers. Wicklander, who earned All-SEC Second Team honors at the year's end, was drafted by the Tampa Bay Rays in the eighth round of the 2021 MLB Draft.

Kopps and Wicklander were two of six Razorback pitchers selected in the 2021 MLB Draft as Ryan Costeiu (Chicago Cubs, 8th round), Lael Lockhart (Los Angeles Dodgers, 10th round), Caden Monke (Kansas City Royals, 14th round) and Elijah Trest (Colorado Rockies, 19th round) also heard their names called. Arkansas' six pitchers taken, including four in the draft's first 10 rounds, was the most the program had ever had selected in the first 20 rounds of the MLB draft.

For Arkansas, it was the second time in program history that it had four pitchers selected in the draft's first 10 rounds. The Razorbacks also achieved the feat in 2019, Hobbs' first year as pitching coach, when pitchers Isaiah Campbell (Seattle Mariners, CBB), Matt Cronin (Washington Nationals, 4th round), Jacob Kostyshock (Colorado Rockies, 8th round) and Cody Scroggins (Boston Red Sox, 9th round) all went in the first 10 rounds of the 2019 MLB Draft.

Despite the pandemic-shortened 2020 season, Hobbs' pitchers were impressive over the first 16 games of the year. The Hogs put together a 3.68 ERA and an 11-5 record with three saves and one shutout. Arkansas racked up 143 strikeouts in 142.0 innings as seven pitchers tallied double-digit strikeout totals, with right-hander Connor Noland leading the way with 19.

Noland went 2-0 with a 2.00 ERA over three starts to lead Arkansas' starting pitching. Pitcher Zebulon Vermillion was electric out of the bullpen, striking out 12 with only four hits allowed, all singles, in five outings, winning one game and picking up a save in another.

Hobbs helped craft the Razorback pitching staff into one of the top groups in the country in his first year on the job in 2019, led by pitcher Isaiah Campbell. The Razorbacks' Friday night starter, Campbell put together a 12-1 season and recorded a 2.13 ERA over 118.1 innings, striking out 125 in 18 starts. He was named a consensus All-American for his performance in 2019, earning a first-team nod from the ABCA and second-team honors from five other outlets.

Arkansas' pitching staff was bookended by Matt Cronin, who played the role of closer and posted 12 saves and a 1-0 record in 25 appearances. He recorded 42 strikeouts over 29.0 innings pitched for a team-best 1.86 ERA. Opponents hit just .165 against Cronin as he racked up five All-America awards, including second-team honors from Baseball America.

A majority of Arkansas' game two and three starts came from a pair of freshmen in Noland and Wicklander, as the duo combined to start 34 games and appear in 42. The two totaled nine wins and 145 strikeouts, putting together a pair of low 4.00 ERAs as Noland picked up freshman All-America honors from Perfect Game.

The Razorback arms helped propel Arkansas to its second consecutive share of the



SEC West behind a 20-10 conference record. The Hogs earned a No. 5 national seed for their postseason run, which featured a clean sweep in the NCAA Fayetteville Regionals and two wins over SEC foe Ole Miss in the NCAA Fayetteville Super Regional. Arkansas' season culminated with a trip to Omaha, the program's 10th overall trip to the College World Series.

Four of Arkansas' pitchers were taken in the 2019 MLB Draft, with Campbell getting selected in the second round by the Mariners. Cronin, Kostyshock and Scroggins were all drafted in the first 10 rounds and signed to pro squads following the 2019 season.

Before Arkansas, Hobbs spent four years at Wake Forest. During his time in Winston-Salem, 12 Demon Deacon pitchers were drafted or signed free-agent contracts in four years (2014-18), including four each following the 2016 and 2017 seasons and three after the 2018 season. In his coaching career, 33 student-athletes have either been drafted or signed pro contracts, including 29 who were undrafted heading into college.

Hobbs has coached eight players that have been drafted in the first 10 rounds, including 2018 first-round pick Griffin Roberts, and has helped develop a total of seven big leaguers: Rob Zastryzny, Guido Knudson, Matt Stites, Dylan Axelrod, Jeff Stevens, Chuckie Fick and Tanner Scheppers and Kyle Zimmer.

In each of his first three years in Winston-Salem, the Demon Deacons improved in ERA (5.73 to 5.24 to 4.11), strikeouts (364 to 435 to a program-record 559), walks per nine (5.03 to 4.35 to 3.83) and opponent batting average (.281 to .280 to .247).

The 2018 Deacon pitching staff set a new program record for strikeouts per nine innings, fanning more than one batter per inning. The Demon Deacons also significantly improved their win totals the first three years under Hobbs, from 27 to 35 to 43, winning the 2017 NCAA Winston-Salem Regional and falling a game short of the College World Series at the Gainesville Super Regional.

The pitching staff excelled down the stretch in 2017, recording a 3.81 ERA, .240 opponent batting average and more than a strikeout per inning against the likes of Florida, West Virginia and UMBC in the NCAA Tournament.

Hobbs oversaw Parker Dunshee's development as he became a two-time all conference starting pitcher, seventh-round draft pick and Wake Forest's all-time strikeout record holder. Fellow pitchers Donnie Sellers (11th round), Connor Johnstone (21st round) and Griffin Roberts (29th round - did not sign) were also drafted for the first time in their careers, as Johnstone and Roberts also earned All-ACC honors. Roberts was drafted No. 43 overall the following year, while Rayne

Supple (13th round) and Chris Farish (free agent signee) also started their pro careers in 2018.

Before coming to Wake Forest, Hobbs spent four years as the pitching coach at Missouri, which is also his alma mater. During his four years in Columbia, Hobbs had seven of his pitchers drafted in three seasons and guided four players to all conference honors.

In 2013, Missouri's first year in the SEC, Hobbs helped mentor Zastryzny, who was selected with the second pick of the second round in the draft. Hobbs also helped guide pitcher Keaton Steele to All-SEC First Team honors as Steele was the only player in the nation to lead his team in wins and saves.

The pitching staff in 2013, despite being made up of eight newcomers, ranked among the best in recent Mizzou history with a 3.87 ERA in 50 games. That was the best team mark by a Tiger team since 2006. His three regular starters all had ERAs 3.80 or lower and his staff allowed just 152 walks, which was third in the league.

In 2012, he mentored starter Zastryzny to honorable mention All-Big 12 honors and closer Dusty Ross to a spot on the All-Big 12 Second Team. In 2011, three of his pitchers were selected in the MLB Draft, and he coached All-Big 12 Freshman Team honoree Zastryzny and All-Big 12 honorable mention Phil McCormick.

Hobbs spent the 2010 season as the pitching coach at the University of San Francisco, where his staff ranked fourth in the West Coast Conference in ERA and was second in the league in fewest walks per nine innings. Hobbs turned Kyle Zimmer from a third baseman into a pitcher.

Hobbs' tutelage and foresight paid off for Zimmer, who was drafted fifth overall by the Kansas City Royals in the 2012 MLB Draft. Before USF, Hobbs spent three years as the associate head coach, pitching coach and recruiting coordinator at UC-San Diego. The Tritons made a trip to the Division II College World Series in 2009. They finished that year ranked No. 3 after claiming the school's first ever Regional Championship.

Under Hobbs, UCSD's pitching staff allowed the fewest number of walks per nine innings in D-II in 2009 and ranked 12th nationally with a 3.73 ERA.

Prior to his stint at UC-San Diego, Hobbs spent two seasons as the pitching coach at Santa Barbara City College. In 2006, Hobbs' staff allowed the fewest walks in the Western State Conference, while the 2005 squad led the WSC with a 2.27 ERA. During the summers, Hobbs was the pitching coach for Foresters Baseball, which won the National Baseball Congress World Series in 2006 after finishing runner-up in 2005. Hobbs also served one season as an assistant coach at Chapman University, where he worked with the pitchers and catchers.

Hobbs pitched at Missouri from 1999-2002, where he won 13 games and struck out 125 batters. Hobbs was drafted twice, first by the San Diego Padres in 2001 and then by the Kansas City Royals in 2002.

Hobbs and his wife, Marta, have two daughters, Addison and Taylor, and a son, Will.

PERSONAL

Born: March 2, 1980
Alma Mater: Missouri (2002)
Wife: Marta
Children: Addison, Taylor, Will

COACHING HISTORY

2019-Present	Arkansas (Pitching Coach)
2015-18	Wake Forest (Pitching Coach)
2011-14	Missouri (Pitching Coach)
2010	University of San Francisco (Pitching Coach)
2008-09	UC-San Diego (Associate Head Coach)
2006-07	Santa Barbara City College (Pitching Coach)
2005	Chapman University (Pitching Coach)

PLAYING HISTORY

2002	MLB Draft: 50th Round (Kansas City Royals)
2001	MLB Draft: 30th Round (San Diego Padres)
1999-2002	Missouri

A || SUPPORT STAFF



BOBBY WERNES

Volunteer Assistant Coach
3rd Season • Arkansas (2018)

7

Bobby Wernes, who played two years for the Razorbacks under head coach Dave Van Horn, enters his third season as the volunteer assistant coach for the Arkansas baseball program in 2023.

Wernes works directly with assistant coach Nate Thompson and the Razorback hitters, while also overseeing the catchers and assisting Van Horn with the infielders.

In 2021, Wernes helped Arkansas win its first SEC overall title since 2004 and its first outright SEC crown since 1999. The Razorbacks became only the second team since the SEC expanded to 30 games to win all 10 of their conference series. Arkansas capped its regular-season SEC championship with the program's first SEC Tournament championship, becoming only the third SEC team since league play expanded in 2012 to win both the regular season and tournament championship in the same season.

Wernes joined the Arkansas staff after spending two years coaching in the Philadelphia Phillies' organization with the Gulf Coast League Phillies West. In 2019, he served as the team's hitting coach, helping the club to a 33-15 record and a first-place finish in the North Division. Under his guidance, the Phillies West squad led the GCL in team batting average and was second among the 18 teams in slugging percentage, averaging 5.13 runs per game.

Wernes was promoted to manager of the Phillies West in 2020 and was slated to be one of the youngest managers in professional baseball before the minor league season was canceled due to the COVID-19 pandemic.

Wernes played two years for the Razorbacks from 2014-15 at third base, including Arkansas' 2015 College World Series squad. He was drafted in the 30th round of the 2015 MLB Draft by the Houston Astros and played four years of pro ball, including two years in the Astros organization and two years in the Colorado Rockies' system, reaching Double-A Hartford in 2018.

He appeared in 121 games over his two years as a Hog, racking up 103 hits, 45 RBI and 68 runs scored. He started 55 of 56 games in 2014 as a sophomore and registered 10 multi-hit games, including a double, 18 RBI and 18 runs scored.

He played in all 65 games for the Razorbacks in 2015, hitting .279 with seven doubles, five homers and a team-high six triples. Wernes was also named to the SEC All-Defensive Team and played an integral part in the Arkansas' eighth overall College World Series berth.

Bobby and his wife, Kristina, who is an Arkansas graduate, have a daughter, Lillian.



CLAY GOODWIN

Director of Baseball Operations
16th Season • Arkansas (2005)

Clay Goodwin enters his 16th season as director of operations for the Arkansas baseball program in 2023.

As the director of operations, Goodwin coordinates many of the behind-the-scenes aspects of the Razorback baseball program as he works in conjunction with the Arkansas coaching staff.

Prior to his appointment as the director of baseball operations, Goodwin spent the 2006 season as the Razorbacks' fifth-year student assistant coach. He assisted the Arkansas coaching staff with practices, day-to-day administrative duties and game day activities. He served as a graduate manager for Arkansas during the 2007 season.

Goodwin was an outstanding player for the Razorbacks over four seasons, and his name is littered throughout the Arkansas record book. An excellent defensive third baseman, he was also known to have an effective bat and finished his career with a .297 average, 49 doubles, 12 home runs and 127 RBI.

At the conclusion of his four-year playing career, he ranked eighth in career at-bats (750), tied for ninth in career hits (223) and tied for fifth in career singles (157). Goodwin appeared in 202 games as a Razorback, making 193 starts.

Goodwin graduated from Arkansas in May of 2005 with a degree in kinesiology. He completed his master's degree in workforce development at Arkansas in the fall of 2006.

Goodwin and his wife, Jill, have a daughter, Caroline, and a son, Gage.



HUNTER BELL

Director of Strength & Conditioning
1st Season • Arkansas-Monticello (2018)

Hunter Bell, a former collegiate baseball player and University of Arkansas at Monticello graduate, enters his first season as the director of strength and conditioning for the Arkansas baseball program in 2023.

Bell comes to Arkansas from Elon, where he was an assistant sports performance coach. He oversaw strength and conditioning for the baseball and women's lacrosse programs while also assisting with football. In his one season with the Phoenix, Bell helped in the development of a pair of 2022 MLB Draft selections - outfielder Alex Ladisernia (St. Louis Cardinals, 7th round) and pitcher Trevor Kirk (New York Yankees, 20th round).

Prior to Elon, Bell worked at Chattanooga and oversaw strength and conditioning for men's wrestling, women's soccer, track and field, and tennis while assisting with football. Before that, he was a graduate assistant at Missouri State, where he was responsible for performance training of the track and field, swim and dive, and baseball programs. As the lead strength and conditioning assistant for Missouri State baseball, Bell helped in the development of pitcher Hayden Juenger, who was selected by the Toronto Blue Jays in the sixth round of the 2021 MLB Draft.

Before Missouri State, he interned at TCU, working with the Horned Frogs football, men's basketball, and baseball programs. Bell coached alongside head baseball strength and conditioning coach Zach Dechant to direct student-athlete workouts.

The Vicksburg, Miss., native got his start in sports performance as an intern at SEC institutions Mississippi State (2018) and Ole Miss (2019-20), where he worked directly with football. Bell also gained experience in the private sector during that time, working at Pro Sports Performance (2019) in Brookhaven, Miss.

Bell, who is a Certified Strength and Conditioning Specialist (CSCS) through the National Strength and Conditioning Association (NSCA) as well as CPR/AED certified, earned his associate degree from Hinds Community College (2014-16), where he played two seasons of baseball for the Bulldogs. He received his bachelor's degree in exercise science from UAM (2016-18), where he played two seasons of baseball for the Boll Weevils.



DJ BAXENDALE

Director of Analytics
4th Season • Arkansas (2019)

DJ Baxendale enters his fourth season on the Arkansas baseball staff in 2023.

Baxendale, the program's director of analytics, spent the 2020 and 2021 seasons as a student assistant coach before moving into a graduate manager role in 2022.

Baxendale pitched at Arkansas from 2010-12, cementing himself as one of the Hogs' top hurlers during the team's 2012 run to the College World Series. He won a team-best eight games that season, tossing 107.0 innings and racking up 96 strikeouts with a 3.11 ERA.

His 2011 season was arguably his best on the mound as a Razorback, posting a 10-2 record over 19 appearances and 12 starts with three saves. He totaled 79 strikeouts, allowing 15 earned runs over 85.1 frames of work for a 1.58 ERA, the best among starting pitchers at Arkansas that year.

Baxendale was selected by the Minnesota Twins in the 10th round of the 2012 MLB Draft. He spent eight years playing minor league baseball for the organization, including four seasons with the Twins' Triple-A affiliate in Rochester, N.Y.



ZACH BARR


Director of Video & Scouting
6th Season • Arkansas (2017)

Zach Barr enters his sixth season as director of video and scouting for the Arkansas baseball program in 2023.

His duties include studying video of games and team practices as well as scouting opponents throughout the season.

Barr is a former student-athlete under head coach Dave Van Horn after transferring to Arkansas from UCA prior to the 2014 season. In his two years at UCA, he pitched in 22 games and had a 3-0 record with a 2.56 ERA and 31 strikeouts.

A native of White Hall, Ark., Barr earned all-state and all-conference honors twice in his high school career and played in the AAA All-Star Game and Central Arkansas All-Star Game.



COREY WOOD

Athletic Trainer
11th Season • East Carolina (2008)

Corey Wood enters his 12th season as athletic trainer for the Arkansas baseball program in 2023.

Wood joined the Razorbacks as part of the athletic training staff in June 2011. He spent the previous two years working at Wichita State as a graduate assistant.

While working with WSU's baseball team, he was responsible for the Shockers' day-to-day injury prevention and rehabilitation. Wood also served as the host athletic trainer for the 2011 Missouri Valley Conference baseball tournament and was an intern for the WSU strength and conditioning staff for a year.

Prior to WSU, Wood worked as an intern with the Cleveland Indians during spring training in 2009. He directed the aquatic therapy sessions and oversaw strength activities.

Wood earned his bachelor's degree from East Carolina in May of 2008 and his master's degree from Wichita State in May of 2011. A native of Winston-Salem, N.C., Wood and his wife, Laura, have a daughter, Ryleigh, and a son, Wyatt.



MARK TAYLOR

Equipment Manager
30th Season • Ouachita Baptist (1988)

Mark Taylor enters his 33rd season as equipment manager for the Arkansas baseball program in 2023.

Taylor is responsible for all of the Razorbacks' equipment needs, including fitting, ordering, maintaining, laundering and inventory.

A native of Camden, Ark., Taylor earned his bachelor's degree in health and physical education from Ouachita Baptist in 1988 and his master's in education in supervision and administration from Nicholls State in 1991.

He and his wife, Kim, have two daughters, Anna and Abby.



KELLY MOORE

Administrative Assistant
19th Season • Arkansas (2004)

Kelly Moore enters her 20th season working for head coach Dave Van Horn and the Arkansas baseball program in 2023.

Her duties include coordinating team travel, administration of the equipment budget, organizing recruiting databases and the day-to-day operations of the baseball office. She also serves as coordinator for Arkansas Baseball Camps.

A native of Fort Smith, Ark., Moore holds a bachelor's degree in adult education from Arkansas. She and her husband, Max, a native of Fayetteville, Ark., have three children, Maddux, Addi Grace and Sawyer.



CULLEN SMITH

Graduate Manager
2nd Season

Cullen Smith enters his second season on the Arkansas baseball staff in 2023.

Smith, who spent the 2022 season as a student assistant coach before moving into his current role as graduate manager, played one year with the Razorbacks, appearing in 51 games with 49 starts (39 at third base, nine at first base, one at second base) during the 2021 campaign. The Nashville, Tenn., native slashed .263/.395/.519 with 11 home runs and 35 runs batted in, helping Arkansas win 50 games for the fourth time in program history and capture both the SEC regular season and tournament titles for the first time.

Smith redshirted in 2020 after transferring to Arkansas from East Tennessee State, where he spent the first three years of his collegiate career. He earned All-Southern Conference honors during all three seasons with the Buccaneers, receiving All-Freshman Team praise in 2017 and All-SoCon Second Team recognition in 2018 and 2019.

His father, Shawn, played collegiately at Southern Miss and was a scout for a number of MLB organizations later in his career.



Connor Carson
Student Manager



Bryson Halford
Student Manager



Owen Hoover
Student Manager



Josh Langham
Student Manager



John McElroy
Student Manager




Matthew Schluterman
Student Manager




Matt Wheeler
Student Manager



Jonathan Burgess
Academics



A.J. Enloe
Graphic Design



Oliver Grigg
Communications



Lauren Lyons
Nutritionist



Jimmy Sanchez
Marketing



Kevin Trainor
Sport Administrator



2023 RAZORBACKS II



|| NUMERICAL ROSTER

No.	Player	Pos.	B/T	Yr.	Ht.	Wt.	Hometown / High School / Previous School
1	Harold Coll	INF	Jr.	5-11	190	R/R	Boston, Mass. / Georgia Premier Academy / San Jacinto College
3	Isaac Webb	INF/OF	Jr.	5-11	165	R/R	Collinsville, Okla. / Collinsville HS / Grayson College / Eastern Oklahoma State College
5	Kendall Diggs	INF/OF	So.	6-0	205	L/R	Olathe, Kan. / Saint Thomas Aquinas HS
6	Caleb Cali	INF	R-Jr.	6-3	230	R/R	Montverde, Fla. / Montverde Academy / Florida State / Hillsborough CC / College of Central Florida
8	Jace Bohrofen	OF	Jr.	6-2	205	L/R	Oklahoma City, Okla. / Westmoore HS / Oklahoma
9	John Bolton	INF	Grad.	5-10	180	R/R	Memphis, Tenn. / Memphis University School / Hinds CC / Austin Peay
10	Peyton Stovall	INF	So.	5-11	195	L/R	Haughton, La. / Haughton HS
11	Jared Wegner	OF	Grad.	6-0	220	R/R	Kearney, Neb. / Kearney HS / Creighton
12	Tavian Josenberger	OF	Jr.	6-0	185	S/R	Kansas City, Mo. / Park Hill HS / Kansas
13	Jayson Jones	INF	Fr.	6-2	225	R/R	Savannah, Texas / Braswell HS
15	Ben McLaughlin	INF	Jr.	6-3	200	L/R	Golden, Colo. / Golden HS / Hutchinson CC
16	Hudson Polk	C	Jr.	6-1	205	R/R	Coppell, Texas / Coppell HS / Oklahoma
17	Brady Slavens	INF	Sr.	6-3	205	L/R	Olathe, Kan. / Olathe Northwest HS / Wichita State / Johnson County CC
18	Reese Robinett	INF	Fr.	6-3	215	L/R	Kennett, Mo. / Kennett HS
21	Hunter Grimes	INF/OF	R-Jr.	6-1	185	R/R	Kerrville, Texas / Tivy HS / UTSA / McLennan CC
22	Jaxon Wiggins	RHP	Jr.	6-6	225	R/R	Roland, Okla. / Roland HS
24	Peyton Holt	INF	Jr.	5-10	205	R/R	Greenwood, Ark. / Greenwood HS / Crowder College
25	Brady Tygart	RHP	So.	6-2	205	R/R	Hernando, Miss. / Lewisburg HS
26	Mason Neville	OF	Fr.	6-3	200	L/L	Las Vegas, Nev. / Basic HS
28	Koty Frank	RHP	Grad.	6-2	220	R/R	Tushka, Okla. / Tushka HS / Eastern Oklahoma State College / Nebraska
29	Austin Ledbetter	RHP	So.	6-1	190	R/R	Bryant, Ark. / Bryant HS
31	Dylan Carter	RHP	R-So.	6-2	210	R/R	Bentonville, Ark. / Bentonville West HS / Crowder College
32	Zack Morris	LHP	Sr.	6-3	225	L/L	Cabot, Ark. / Cabot HS
33	Hagen Smith	LHP	So.	6-3	215	L/L	Bullard, Texas / Bullard HS
34	Nick Griffin	LHP	R-So.	6-4	195	L/L	Monticello, Ark. / Monticello HS
35	Jordan Huskey	LHP	Fr.	5-10	185	L/L	Quitman, Ark. / Greenbrier HS
36	Parker Coil	LHP	Fr.	6-3	200	R/L	Edmond, Okla. / Edmond Memorial HS
37	Jake Faherty	RHP	So.	6-3	190	R/R	Georgetown, Ky. / Great Crossing HS
38	Sean Fitzpatrick	LHP	Fr.	6-0	165	L/L	Spring, Texas / Concordia Lutheran HS
39	Hunter Hollan	LHP	Jr.	6-5	200	L/L	Hallsville, Texas / Spring Hill HS / San Jacinto College
40	Ben Bybee	RHP	Fr.	6-6	235	R/R	Overland Park, Kan. / Blue Valley Southwest HS
41	Will McEntire	RHP	R-Jr.	6-4	240	L/R	Bryant, Ark. / Bryant HS
43	Cal Kilgore	C	So.	6-1	185	R/R	Overland Park, Kan. / Blue Valley Southwest HS / New Mexico State
44	Parker Rowland	C	Jr.	6-3	215	S/R	Tulsa, Okla. / Bishop Kelley HS / Arkansas State / Eastern Oklahoma State College
45	Gage Wood	RHP	Fr.	6-0	210	R/R	Batesville, Ark. / Batesville HS
46	Christian Foutch	RHP	Fr.	6-3	220	R/R	Littleton, Colo. / Chatfield HS
48	Cooper Dossett	RHP	Fr.	6-0	190	R/R	Springdale, Ark. / Har-Ber HS
49	Cody Adcock	RHP	Jr.	6-4	210	R/R	Texarkana, Ark. / Arkansas HS / Ole Miss / Crowder College
55	Josh Hyneman	RHP	Fr.	6-4	245	R/R	Jonesboro, Ark. / Jonesboro HS

Coaches & Support Staff

Head Coach:	2 Dave Van Horn, 21st Season (Arkansas, 1988)
Assistant Coach:	30 Nate Thompson, 6th Season (Dallas Baptist, 2006)
Assistant Coach:	47 Matt Hobbs, 5th Season (Missouri, 2002)
Assistant Coach:	7 Bobby Wernes, 3rd Season (Arkansas, 2018)
Director of Operations:	Clay Goodwin, 16th Season (Arkansas, 2005)
Director of Strength & Conditioning:	Hunter Bell, 1st Season (Arkansas-Monticello, 2018)
Director of Video & Scouting:	Zach Barr, 6th Season (Arkansas, 2017)
Director of Analytics:	DJ Baxendale, 4th Season (Arkansas, 2019)
Athletic Trainer:	Corey Wood, 12th Season (East Carolina, 2008)
Equipment Manager:	Mark Taylor, 33rd Season (Ouachita Baptist, 1988)
Graduate Managers:	Cullen Smith
Student Managers:	Connor Carson, Bryson Halford, Owen Hoover, Josh Langham, John McElroy, Matthew Schluterman, Matt Wheeler
Sports Information Director:	Oliver Grigg, 3rd Season (Tulane, 2017)
Academics Director:	Jonathan Burgess, 2nd Season (Central Arkansas, 2015)
Sports Nutritionist:	Lauren Lyons, 5th Season (Saint Louis, 2017)
Sport Administrator:	Kevin Trainor, 13th Season (Arkansas, 1994)
Administrative Assistant:	Kelly Moore, 20th Season (Arkansas, 2004)



HAROLD COLL
Jr. • 5-11 • 190 • R/R
INF • Boston, Mass.



ISAAC WEBB
Jr. • 5-11 • 165 • R/R
INF/OF • Collinsville, Okla.



KENDALL DIGGS
So. • 6-0 • 205 • L/R
INF/OF • Olathe, Kan.



CALEB CALI
R-Jr. • 6-3 • 220 • R/R
INF • Monteverde, Fla.



JACE BOHROFEN
Jr. • 6-2 • 205 • L/R
OF • Oklahoma City, Okla.




JOHN BOLTON
Grad. • 5-10 • 180 • R/R
INF • Memphis, Tenn.



PEYTON STOVALL
So. • 5-11 • 195 • L/R
INF • Houghton, La.



JARED WEGNER
Grad. • 6-0 • 220 • R/R
OF • Kearney, Neb.



TAVIAN JOZENBERGER
Jr. • 6-0 • 185 • S/R
OF • Kansas City, Mo.




JAYSON JONES
Fr. • 6-2 • 225 • R/R
INF • Savannah, Texas



BEN MCLAUGHLIN
Jr. • 6-3 • 200 • L/R
INF • Golden, Colo.



HUDSON POLK
Jr. • 6-1 • 205 • R/R
C • Coppell, Texas



BRADY SLAVENS
Sr. • 6-3 • 205 • L/R
INF • Olathe, Kan.



REESE ROBINETT
Fr. • 6-3 • 215 • L/R
INF • Kennett, Mo.



HUNTER GRIMES
R-Jr. • 6-1 • 185 • R/R
INF/OF • Kerrville, Texas



JAXON WIGGINS
Jr. • 6-6 • 225 • R/R
RHP • Roland, Okla.




PEYTON HOLT
Jr. • 5-10 • 205 • R/R
INF • Greenwood, Ark.



BRADY TYGART
So. • 6-2 • 205 • R/R
RHP • Hernando, Miss.




MASON NEVILLE
Fr. • 6-3 • 200 • L/L
OF • Las Vegas, Nev.




KOTY FRANK
Grad. • 6-2 • 220 • R/R
RHP • Tushka, Okla.



AUSTIN LEDBETTER
So. • 6-1 • 190 • R/R
RHP • Bryant, Ark.



DYLAN CARTER
R-Jr. • 6-2 • 210 • R/R
RHP • Bentonville, Ark.



ZACK MORRIS
Sr. • 6-3 • 225 • L/L
LHP • Cabot, Ark.



HAGEN SMITH
So. • 6-3 • 215 • L/L
LHP • Bullard, Texas



NICK GRIFFIN
R-So. • 6-4 • 195 • R/R
LHP • Monticello, Ark.



JORDAN HUSKEY
Fr. • 5-10 • 185 • L/L
LHP • Quitman, Ark.



PARKER COIL
Fr. • 6-3 • 200 • R/L
LHP • Edmond, Okla.



JAKE FAHERTY
So. • 6-3 • 190 • R/R
RHP • Georgetown, Ky.



SEAN FITZPATRICK
Fr. • 6-0 • 165 • L/L
LHP • Spring, Texas



HUNTER HOLLAN
Jr. • 6-5 • 200 • L/L
LHP • Hallsville, Texas



BEN BYBEE
Fr. • 6-6 • 235 • R/R
RHP • Overland Park, Kan.




WILL MCENTIRE
R-Jr. • 6-4 • 240 • L/R
RHP • Bryant, Ark.




CAL KILGORE
So. • 6-1 • 185 • R/R
C • Overland Park, Kan.



PARKER ROWLAND
Jr. • 6-3 • 215 • S/R
C • Tulsa, Okla.




GAGE WOOD
Fr. • 6-0 • 210 • R/R
RHP • Batesville, Ark.



CHRISTIAN FOUTH
Fr. • 6-3 • 220 • R/R
RHP • Littleton, Colo.



COOPER DOSSETT
Fr. • 6-0 • 190 • R/R
RHP • Springdale, Ark.




CODY ADCOCK
Jr. • 6-4 • 210 • R/R
RHP • Texarkana, Ark.




JOSH HYNEMAN
Fr. • 6-4 • 245 • R/R
RHP • Jonesboro, Ark.



DAVE VAN HORN
Head Coach
21st Season



NATE THOMPSON
Assistant Coach
6th Season



MATT HOBBS
Assistant Coach
5th Season



BOBBY WERNES
Volunteer Assistant
3rd Season



CLAY GOODWIN
Director of Operations
16th Season





KENDALL DIGGS

INF/OF • Sophomore • 6-0 • 205 • L/R
Olathe, Kan. • Saint Thomas Aquinas HS

5

Freshman (2022)

Played in 27 games with 15 starts (13 as designated hitter, two at first base) as a true freshman ... Slashed .197/.367/.361 with three home runs and 14 RBI ... Scored 14 runs ... Collected 12 hits, including a double, on the year ... Drew 16 walks and was hit by one pitch ... Posted two multi-hit games and five multi-RBI games, including one four-RBI effort ... Had a season-long reached base streak of eight games ... 1-for-1 in stolen base attempts ... In SEC play, hit a pair of home runs and drove in six runs in 11 games ... Made his first collegiate start and recorded his first collegiate base hit vs. Louisiana (Feb. 27) in the Karbach Round Rock Classic at Dell Diamond in Round Rock, Texas ... Collected his first multi-RBI effort against Southeastern (March 5) ... Swatted his first career home run against Little Rock (March 29), hitting a grand slam in the Hogs' win ... Tallied a season-high three hits with two runs batted in against Arkansas State (April 20) ... Earned his first SEC start against Ole Miss (April 30) and launched a walk-off three-run homer ... Homered at No. 19 Auburn (May 6), driving in three runs ... In the College World Series, drew a walk and scored a run vs. No. 2 Stanford (June 18).

High School


Attended Saint Thomas Aquinas High School in Overland Park, Kan. ... Ranked by Perfect Game as the No. 141 overall prospect and the No. 5 third baseman in the class of 2021 ... No. 2 overall prospect and No. 1 third baseman in the state of Kansas by Perfect Game ... Ranked by Prep Baseball Report as the No. 94 overall prospect and the No. 6 third baseman in the country ... No. 2 overall prospect and No. 1 third baseman in Kansas by Prep Baseball Report ... 2021 Collegiate Baseball High School All-American ... 2021 Perfect Game Preseason All-American - Central All-Region First Team ... 2020 Perfect Game Preseason Underclass All-American - Central All-Region First Team ... 2019 Perfect Game Preseason Underclass All-American - High Honorable Mention ... 2018 Perfect Game Preseason Underclass All-American - Honorable Mention.



2023 RAZORBACKS

Career Stats

Year	Avg.	GP-GS	AB	R	H	2B	3B	HR	RBI	TB	SLG%	BB	HBP	SO	GDP	OB%	SF	SH	SB-ATT	PO	A	E	FLD%
2022	.197	27-15	61	14	12	1	0	3	14	22	.361	16	1	16	0	.367	1	0	1-1	25	1	0	1.000
TOTAL	.197	27-15	61	14	12	1	0	3	14	22	.361	16	1	16	0	.367	1	0	1-1	25	1	0	1.000



JACE BOHROFEN

OF • Junior • 6-2 • 205 • L/R

Oklahoma City, Okla. • Westmoore HS / Oklahoma

8

Sophomore (2022)

» First-Year SEC Academic Honor Roll

Played in 32 games with 24 starts (18 in left field, five in right field, one as designated hitter), slashing .228/.333/.435 with three homers and 17 RBI ... Scored 17 runs ... Tallied 21 hits, including eight doubles and one triple ... Drew 10 walks and was hit by five pitches ... Had five multiple hit games, including one three-hit game ... Recorded five multi-RBI games, including one five-RBI performance ... Put together a season-long seven-game hitting streak ... Had a season-long eight-game reached base streak ... Defensively, did not commit an error in 35 chances (1.000 fielding percentage) ... In SEC play, hit one home run and drove in five runs over 15 games ... Collected his first two hits as a Razorback against Southeastern (March 4) with a pair of doubles ... Racked up a season-high three hits and five RBI in game two of a doubleheader against Southeastern (March 5), picking up a bases-clearing triple in the Hogs' win ... Homered twice and drove in three runs against UCA (April 5) ... Had his second two-double game of the season against Arkansas State (April 20), scoring a season-high three runs while driving in a pair of RBI ... Hit a home run, recorded two RBI and drew two walks in a start at No. 19 Auburn (May 6) ... Had a double and two RBI against No. 24 Vanderbilt (May 14) ... In the College World Series, played in three games ... Drew a walk and scored a run as a pinch hitter vs. No. 2 Stanford (June 18) ... Helped Arkansas set a new school record in fielding percentage with a .982 mark for the year.

Freshman at Oklahoma (2021)

Played in 35 games with 29 starts ... Slashed .252/.347/.408 with two home runs and 18 runs batted in ... Scored 14 runs ... Tallied 26 hits, including four doubles and a team-leading three triples ... Drew 15 walks and one HBP ... Totaled 42 bases on the year ... 1-for-1 in stolen base attempts.

High School


Attended Westmoore High School in Oklahoma City, Okla. ... Ranked by Perfect Game as the No. 33 overall prospect and the No. 10 outfielder in the class of 2020 ... No. 3 overall prospect and the No. 1 outfielder in the state of Oklahoma by Perfect Game ... Ranked by Prep Baseball Report as the No. 69 overall prospect and the No. 14 outfielder in the country ... No. 4 overall prospect and No. 1 outfielder in Oklahoma by Prep Baseball Report ... Ranked as the No. 48 2020 high school MLB draft prospect by Baseball America ... Two-time ABCA Rawlings First-Team All-American (2018 & 2019) ... 2019 Under Armour All-American ... 2019 Perfect Game All-American Classic participant ... 2019 Perfect Game Player of the Year in Oklahoma ... 2019 Area Codes Games participant ... 2020 Perfect Game Preseason All-American – West All-Region First Team ... 2019 Perfect Game Preseason Underclass All-American – First Team ... 2018 Perfect Game Preseason Underclass All-American – High Honorable Mention.



2023 RAZORBACKS

Career Stats

Year	Avg.	GP-GS	AB	R	H	2B	3B	HR	RBI	TB	SLG%	BB	HBP	SO	GDP	OB%	SF	SH	SB-ATT	PO	A	E	FLD%
2021 (OU)	.252	35-29	103	14	26	4	3	2	18	42	.408	15	1	33	1	.347	2	1	1-1	32	2	0	1.000
2022	.228	32-24	92	17	21	8	1	3	17	40	.435	10	5	22	1	.333	1	0	0-2	32	3	0	1.000
TOTAL	.241	67-53	195	31	47	12	4	5	35	82	.421	25	6	55	2	.341	3	1	1-3	64	5	0	1.000



PEYTON STOVALL

INF • Sophomore • 5-11 • 195 • L/R
Haughton, La. • Haughton HS

10

Freshman (2022)

» NCAA Stillwater Regional All-Tournament Team

» First-Year SEC Academic Honor Roll

Played in 52 games with 51 starts (48 at first base, three at second base) as a true freshman ... Slashed .295/.373/.425 with six homers and 31 runs batted in ... Scored 40 runs ... Had 59 hits, including eight doubles, on the year ... Drew 19 walks and was hit by six pitches ... Tallied 85 total bases ... Went a perfect 1-for-1 in stolen base attempts ... Recorded 18 multi-hit games, including five three-hit games and one five-hit effort ... Had 10 multiple RBI games, including two three-RBI performances and one four-RBI efforts ... Season-long 11-game hitting streak was tied for second longest on the Hogs ... Season-long reached base streak of 17 games ... Finished the season ranked fourth on the Razorbacks in batting average (.295) ... Defensively, committed only two errors in 441 total chances (.995 fielding percentage) ... Tied with C Michael Turner for the team lead in fielding percentage ... Helped turn 26 double plays ... In SEC play, posted a .218/.322/.346 slash line over 21 games ... Hit two home runs with eight RBI ... Totaled 17 hits, including four doubles, and 13 runs scored ... Defensively, committed only one error against SEC opponents ... Made his collegiate debut in the season opener against Illinois Stat (Feb. 18), earning the start at first base ... Collected his first two collegiate hits, including a double, against Illinois State (Feb. 20) ... Socked his first collegiate home run against Omaha (March 2), driving in two runs ... Had a three-hit game with two RBI against Grambling (March 16) ... Homered against Kentucky (March 19), the first SEC home run of his career ... Drew a season-high two walks against Mississippi State (April 1) ... Scored a season-high four run against UCA (April 5), also swatting a home run in the Hogs' win ... Tallied three hits, including two doubles, at Texas A&M (April 24) ... In the NCAA Tournament, slashed a team-leading .429/.451/.571 with two homers and 13 RBI in 11 games ... Tied with C Michael Turner for the team lead in hits (21) during the postseason ... Earned a spot on the NCAA Stillwater Regional All-Tournament Team after posting a .500/.556/.500 slash line over four games ... Team-best batting average (.500) with eight hits in 16 at-bats, scoring five runs and recording two RBI ... Had two hits and two runs batted in against No. 6 Oklahoma State (June 6) in an elimination-game win ... In the NCAA Chapel Hill Super Regional, went 4-for-8 (.500/.500/.875) with a solo home run and two runs scored ... Homered in game one of the super regional at No. 11 UNC (June 11) before collecting three hits in game two against the Tar Heels (June 12) ... In the College World Series, slashed .360/.360/.520 with one home run and a team-leading 10 RBI in five games ... Went 9-for-25 at the plate, recording multiple base hits and multiple RBI in three of his five games played ... Teed off vs. No. 2 Stanford (June 18), collecting four runs batted in on a pair of hits ... Homered and drove in three runs vs. Ole Miss (June 20) ... Racked up a season-high five hits, including a double, and tallied three runs batted in vs. No. 25 Auburn (June 21) ... Became the first player with five hits in a College World Series game since UNC's Dustin Ackley (2009) ... Entered the campaign as the preseason SEC Freshman of the Year by both Baseball America and D1Baseball ... Also named a preseason All-American by Baseball America ... Helped Arkansas set a new school record in fielding percentage with a .982 mark for the year.

High School

Attended Haughton High School in Haughton, La. ... Ranked by Perfect Game as the No. 47 overall prospect and the No. 11 shortstop in the class of 2021 ... No. 1 overall prospect and No. 1 shortstop in the state of Louisiana by Perfect Game ... Ranked by Prep Baseball Report as the No. 18 overall prospect and the No. 7 shortstop in the country ... No. 1 overall prospect and No. 1 shortstop in Louisiana by Prep Baseball Report ... Ranked as the No. 16 2021 high school MLB draft prospect by Baseball America ... 2021 Collegiate Baseball High School All-American ... 2021 Perfect Game Preseason All-American - Southeast All-Region First Team ... 2020 Perfect Game Preseason Underclass All-American - Southeast Region Honorable Mention.



2023 RAZORBACKS

Career Stats

Year	Avg.	GP-GS	AB	R	H	2B	3B	HR	RBI	TB	SLG%	BB	HBP	SO	GDP	OB%	SF	SH	SB-ATT	PO	A	E	FLD%
2022	.295	52-51	200	40	59	8	0	6	31	85	.425	19	6	39	1	.373	0	1	1-1	413	26	2	.995
TOTAL	.295	52-51	200	40	59	8	0	6	31	85	.425	19	6	39	1	.373	0	1	1-1	413	26	2	.995



BRADY SLAVENS

INF • Senior • 6-3 • 205 • L/R

Olathe, Kan. • Olathe Northwest HS / Wichita State / Johnson County CC

17

Junior (2022)

Played in 63 games with 62 starts (37 as designated hitter, 13 in right field, 12 at first base), slashing .255/.332/.523 with a team-leading 16 homers and 58 runs batted in ... Tied INF Cayden Wallace for the team lead in home runs (16) ... Had three games with multiple homers ... Scored 35 runs on the year ... Tallied 61 hits, including 10 doubles and a team-best three triples ... Drew 30 walks ... Totaled 125 bases, third most among Razorback hitters ... 2-for-3 in stolen base attempts ... Led the Hogs and tied for first in the SEC in sacrifice flies (7) ... Recorded 17 multi-hit games, including two three-hit efforts and a pair of four-hit games ... Had 15 multiple RBI games, including seven three-RBI performances, one four-RBI game and one six-RBI games ... Season-long six-game hitting streak ... Season-long reached base streak of 10 games ... Defensively, committed three errors in 99 total chances (.970 fielding percentage) ... In SEC play, posted a .214/.311/.490 slash line with seven home runs and 18 RBI over 28 games ... Had two multi-home run games against SEC opponents: at Texas A&M (April 23) and against No. 24 Vanderbilt (May 13) ... Hit his first homer of the season against Omaha (March 2) ... Went 2-for-3 with a double, a home run and three RBI in game one of a doubleheader against UIC (March 10) ... Had two base hits, including a double and a homer run, with three runs batted in against Mississippi State (April 2) ... Teed off in game one of a doubleheader against UAPB (April 12), going 4-for-5 at the plate with a pair of home runs, six RBI and three runs scored ... Recorded his second four-hit game of the season against Arkansas State (April 19), hitting a grand slam in the Hogs' win ... Drew two walks and socked two solo home runs at Texas A&M (April 23), his second multi-homer game of the year ... Hit a pair of solo blasts against No. 24 Vanderbilt (May 13), his third multiple home run game of the season ... In the NCAA Tournament, slashed .261/.340/.457 with three home runs and 11 runs batted in ... Hit two homers and drove in five RBI in the NCAA Stillwater Regional ... Had two hits, two walks and three runs batted in at No. 6 Oklahoma State (June 5) ... In the NCAA Chapel Hill Super Regional, went 4-for-10 with three RBI ... Hit a walk-off RBI single at No. 11 UNC (June 12) to send the Hogs to the College World Series ... Collected a pair of hits and two RBI vs. No. 2 Stanford (June 18) ... Crushed a 436-foot home run vs. Ole Miss (June 22), the longest recorded home run in a College World Series game at Charles Schwab Field ... Earned preseason All-SEC honors from the league's coaches ... Helped Arkansas set a new school record in fielding percentage (.982) for a season.

Sophomore (2021)

» ABCA South All-Region (Second Team)

Retained eligibility due to COVID-19 pandemic ... Played in 57 games with 56 starts (50 at first base, three as designated hitter, three in right field), slashing .284/.347/.560 with 14 homers and a team-leading 63 runs batted in ... Posted team highs in batting average (.284) and slugging percentage (.560) among Razorbacks with at least 100 at-bats ... Tied for fourth in the SEC in RBI and ranked 14th in the conference in slugging percentage ... Scored 49 runs ... Racked up 62 hits, third most on the team ... Tallied 12 doubles and three triples to go along with 19 walks and five HBP ... Totaled 122 bases on the year, second most among Razorback batters ... Added six sacrifice flies, also second most among Arkansas batters ... Recorded 18 multi-hit games, tying with INF Robert Moore and OF Christian Franklin for the team lead ... Led the Razorbacks in multi-RBI games with 16, including a team-leading three five-RBI efforts ... Had a season-long hitting streak of seven games and a reached base streak of eight consecutive games ... Perfect 2-for-2 in stolen base attempts ... Recorded a .995 fielding percentage, committing only two errors in 409 chances during the season ... Made his Arkansas against No. 3 Texas Tech (Feb. 20) in the State Farm College Baseball Showdown at Globe Life Field in Arlington, Texas, collecting a hit and two runs scored ... Drove in four runs on two hits, including his first home run of the season, against No. 9 Texas (Feb. 21) the very next day ... Doubled twice and drove in a pair of runs on the road at Louisiana Tech (March 13) ... Had a three-hit day against Oklahoma (March 16), homering and picking up four RBI ... Posted his first five-RBI day against Little Rock (April 7), hitting a home run in Arkansas' 10-3 win ... First multi-homer game came against UAPB (April 14), swatting two home runs and tallying five RBI ... Also homered twice against No. 9 Florida (May 22), driving in five runs to help the Razorbacks conclude the regular season with a three-game sweep of the Gators ... Doubled and drove in two runs against No. 16 NC State (June 11) in game one of the NCAA Fayetteville Super Regional ... Named one of 42 semifinalists, along with teammates OF Christian Franklin and RHP Kevin Kopps, for the Dick Howser Trophy, given to the top player in collegiate baseball ... Part of a Razorback offense that hit a school-record 109 home runs in 2021 ... Helped Arkansas set a school record in fielding percentage with a .980 mark for the year.

Sophomore at Johnson County Community College (2020)

» JUCO Baseball Blog National Player of the Year

Team MVP and Johnson County CC Male Athlete of the Year ... Played in and started 22 games during the pandemic-shortened season, slashing .507/.543/1.240 with nine doubles, two triples, 14 home runs, 47 RBI and 25 runs scored ... Stole three bases ... Racked up 13 multi-hit games and 12 multi-RBI efforts ... Drove in runs in 19 of 22 contests, finishing the abbreviated campaign with an RBI in 10 consecutive games ... Led the NJCAA in homers and RBI ... Named the NJCAA National Player of the Week once during the campaign ... Led the Kansas Jayhawk Conference in hits, home runs and RBI, earning the league's Player of the Week award for three consecutive weeks ... Swatted two homers and drove in a season-high six RBI against Kirkwood CC (March 1) ... Two hits, including a home run, and five RBI in a 32-0 win at Labette CC (March 7) ... Ranked No. 20 on Prep Baseball Report's Top-100 JUCO Prospects.

Freshman at Wichita State (2019)

Played in 46 games with 38 starts ... Batted .218 with 32 hits, 20 runs, four doubles, one home run, 23 RBI, 21 walks and four stolen bases ... Had eight multi-hit and seven multi-RBI games, including three-RBI efforts against Oral Roberts (March 12) and East Carolina (May 21) ... Swatted his first collegiate homer against ECU, powering the Shockers to a win over the top-seeded Pirates in the opening round of the AAC Baseball Championship.

High School

Attended Olathe Northwest High School in Olathe, Kan. ... Top-ranked shortstop in the state of Kansas by Perfect Game ... Ranked the No. 1 overall player and shortstop in Kansas by Prep Baseball Report ... 2019 Perfect Game Preseason All-American - Central Region Honorable Mention ... 2018 Perfect Game Preseason Underclass All-American - High Honorable Mention ... First team all-state and first team All-USA Today High School Sports as a junior ... Team offensive MVP as a junior in 2018, hitting .391 with 10 doubles, four triples and two homers ... First team all-conference selection as a junior and second team all-conference honoree as a sophomore ... Member of the 2017 and 2018 sub-state championship teams ... Played basketball as a freshman.



2023 RAZORBACKS

Career Stats

Year	Avg.	GP-GS	AB	R	H	2B	3B	HR	RBI	TB	SLG%	BB	HBP	SO	GDP	OB%	SF	SH	SB-ATT	PO	A	E	FLD%
2019 (WSU)	.218	46-38	147	20	32	4	0	1	23	39	.265	21	2	38	1	.322	1	0	4-5	55	25	2	.976
2020									PLAYED AT JOHNSON COUNTY CC (NJCAA)														
2021	.284	57-56	218	49	62	12	3	14	63	122	.560	19	5	64	1	.347	6	1	2-2	383	24	2	.995
2022	.255	63-62	239	35	61	10	3	16	58	125	.523	30	1	66	6	.332	7	0	2-3	91	5	3	.970
TOTAL	.257	166-156	604	104	155	26	6	31	144	286	.474	70	8	168	8	.335	14	1	8-10	529	54	7	.988



JAXON WIGGINS

RHP • Junior • 6-6 • 225 • R/R
Roland, Okla. • Roland HS

22

Sophomore (2022)

Made 17 appearances, including 15 starts, on the mound ... Went 6-3 with a 6.55 ERA in 66.0 innings ... Struck out 82 ... Allowed 51 runs (48 earned) on 65 hits and 43 walks ... Limited opposing hitters to a .253 batting average on the year ... Turned in three quality starts ... Picked off one runner ... Made his season debut against Illinois State (Feb. 20), striking out five over five innings of one-run ball ... Logged his first quality start of the year vs. Louisiana (Feb. 27) in the Karcher Round Rock Classic at Dell Diamond in Round Rock, Texas, allowing three runs on three hits and two walks while punching out four in six innings of work ... Earned his second consecutive quality start in game two of a doubleheader against Southeastern (March 5), striking out seven over 6.1 innings of one-run ball ... Made his first SEC start of the season against Kentucky (March 20), fanning eight over six scoreless innings to collect his third quality start of the year ... Struck out over 7.1 innings on the road at Mizzou (March 27) ... Turned in five innings of two-run ball against Mississippi State (April 3), logging five strikeouts ... Racked up a season-high nine strikeouts against No. 15 LSU (April 16), allowing just two runs in 5.1 innings of work ... Made his first relief appearance of the season vs. Florida (May 27) in the SEC Tournament, punching out a pair of batters in a scoreless frame ... Named a preseason All-American by Baseball America entering the year ... Member of a Razorback pitching staff that set a new school record with 674 strikeouts in 2022.

Freshman (2021)

Made 17 appearances, including four starts, on the mound as a true freshman ... Posted a 3-1 record with a 5.09 ERA, striking out 28 batters in 23.0 innings pitched ... Recorded four saves on the year, second most on the Razorbacks behind only RHP Kevin Kopps (11) ... Limited opposing hitters to a .227 batting average ... Allowed 13 runs on 20 hits and 14 walks ... Began his collegiate career with four consecutive scoreless outings, striking out multiple batters in each of his four appearances ... Made his debut against No. 10 TCU (Feb. 22) in the State Farm College Baseball Showdown at Globe Life Field in Arlington, Texas, striking out the side in an inning of work ... Earned his first save of the season against Murray State (March 5), fanning two of three batters faced ... Recorded his second save on the road at Louisiana Tech (March 12), once again striking out two opposing hitters ... Earned a multi-inning save at No. 2 Mississippi State (March), throwing two scoreless frames with a strikeout against the Bulldogs ... Made his first start of the season against Arkansas State (May 11), fanning three in two scoreless frames ... Started against No. 9 Florida (May 22), striking out a pair in three scoreless innings ... Went a season-long 3.2 innings in a start against No. 4 Tennessee (May 30) in the championship game of the SEC Tournament, punching out five while allowing just one run on four hits ... Started against No. 19 Nebraska (June 7) in a decisive game three during the NCAA Fayetteville Super Regional, recording two strikeouts in two innings of action ... Member of an Arkansas pitching staff that set a school record with 657 strikeouts in 2021.

High School

Attended Roland High School in Roland, Okla. ... Ranked by Perfect Game as the No. 129 overall prospect and the No. 43 right-handed pitcher in the class of 2020 ... No. 7 overall prospect and No. 3 right-handed pitcher in the state of Oklahoma by Perfect Game ... Ranked by Prep Baseball Report as the No. 346 overall and the No. 121 right-handed pitcher in the country ... No. 7 overall prospect and No. 4 right-handed pitcher in Oklahoma by Prep Baseball Report ... 2020 Perfect Game Preseason All-American - West All-Region First Team ... 2019 Perfect Game Preseason Underclass All-American - Second Team ... 2018 Perfect Game Preseason Underclass All-American - High Honorable Mention ... Also a standout basketball player.



2023 RAZORBACKS

Career Stats

Year	ERA	W-L	App	GS	CG	SHO/CBO	SV	IP	H	R	ER	BB	SO	2B	3B	HR	BF	B/Avg.	WP	HBP	BK	SFA	SHA	PO	A	E	FLD%
2021	5.09	3-1	17	4	0	0/0	4	23.0	20	13	13	14	28	3	1	4	103	.227	5	1	0	0	0	1	0	1	.500
2022	6.55	6-3	17	15	0	0/0	0	66.0	65	51	48	43	82	10	0	11	311	.253	12	7	2	1	3	0	5	1	.833
TOTAL	6.17	9-4	34	19	0	0/0	4	89.0	85	64	61	57	110	13	1	15	414	.246	17	8	2	1	3	1	5	2	.750



BRADY TYGART

RHP • Sophomore • 6-2 • 205 • R/R
Hernando, Miss. • Lewisburg HS

25

Freshman (2022)

- » Collegiate Baseball Newspaper Freshman All-American
- » NCBWA Freshman All-American (First Team)
- » Perfect Game Freshman All-American (First Team)
- » Freshman All-SEC Team
- » SEC Freshman of the Week (May 2)

Emerged as the Razorbacks' relief ace as a true freshman ... Made 24 relief appearances on the mound, posting a 3-4 record with a 3.82 ERA in 37.2 innings ... Tallied a team-leading eight saves, including six multi-inning saves ... Struck out 51 while limiting opposing hitters to a .212 batting average ... Allowed 17 runs (16 earned) on 28 hits and 21 walks ... Dominant in SEC play, logging a 1.91 ERA and seven saves in 28.1 innings ... Struck out 40 on the year, racking up multiple strikeouts in 13 of his 24 relief appearances ... Limited SEC hitters to a .160 batting average ... Allowed seven runs (six earned) on 15 hits and 15 walks ... Made his collegiate debut against Omaha (March 2), fanning a pair in a scoreless frame of work ... Earned his first collegiate save in game one of a doubleheader against Southeastern (March 5) ... SEC debut came against Kentucky (March 20), twirling two scoreless innings for his second save ... Punched out five in two innings of scoreless relief at Mizzou (March 25) to earn his third save of the season ... Racked up a season-high seven strikeouts in a season-long 3.2 innings out of the bullpen against Mississippi State (April 3) ... Named the SEC Freshman of the Week after tossing five scoreless innings of relief with seven strikeouts and one save across two games against Ole Miss (April 30-May 1) ... Secured his eight save of the year at Alabama (May 19), tossing 1.2 scoreless innings with two strikeouts ... Made four appearances in the NCAA Tournament, throwing a scoreless inning of relief at No. 11 UNC (June 12) in the NCAA Chapel Hill Super Regional ... Named a Freshman All-American by Collegiate Baseball Newspaper, National Collegiate Baseball Writers Association and Perfect Game at the year's end ... Landed on the Freshman All-SEC Team ... Earned an invite to the USA Baseball Collegiate National Team Training Camp following the season ... Member of an Arkansas pitching staff that set a new school record with 674 strikeouts in 2022.

High School


Attended Lewisburg High School in Olive Branch, Miss. ... Ranked by Perfect Game as the No. 73 overall prospect and the No. 20 right-handed pitcher in the class of 2021 ... No. 2 overall prospect and the No. 1 right-handed pitcher in the state of Mississippi by Perfect Game ... Ranked by Prep Baseball Report as the No. 110 overall prospect and the No. 30 right-handed pitcher in the country ... No. 3 overall prospect and No. 1 right-handed pitcher in Mississippi by Prep Baseball Report ... 2021 Perfect Game Preseason All-American - Southeast All-Region First Team.



2023 RAZORBACKS

Career Stats

Year	ERA	W-L	App	GS	CG	SHO/CBO	SV	IP	H	R	ER	BB	SO	2B	3B	HR	BF	B/Avg.	WP	HBP	BK	SFA	SHA	PO	A	E	FLD%
2022	3.82	3-4	24	0	0	0/0	8	37.2	28	17	16	21	51	3	0	3	166	.212	1	9	0	1	3	0	3	3	.500
TOTAL	3.82	3-4	24	0	0	0/0	8	37.2	28	17	16	21	51	3	0	3	166	.212	1	9	0	1	3	0	3	3	.500



AUSTIN LEDBETTER

RHP • Sophomore • 6-1 • 190 • R/R
Bryant, Ark. • Bryant HS

29

Freshman (2022)

Made seven appearances with two starts on the mound as a true freshman ... Posted a 2.84 ERA in 12.2 innings ... Recorded 12 strikeouts and limited opposing hitters to .227 batting average ... Allowed four runs on 10 hits and one walk ... Made his collegiate debut in a relief outing against Southeastern, twirling 2.2 scoreless innings with a season-high five strikeouts ... Earned his first collegiate start in the second game of a doubleheader against UIC (March 10) and racked up three strikeouts over a season-long three innings of one-run ball ... Made his second career start against Grambling (March 16), allowing three runs on five hits and a walk while punching out one ... In the NCAA Tournament, tossed 2.2 scoreless relief innings with two strikeouts ... Both postseason appearances on the mound came in the College World Series ... Pitched 1.2 scoreless innings with a pair of strikeouts vs. Ole Miss (June 20) ... Threw a scoreless frame vs. No. 25 Auburn (June 21) ... Member of a Razorback pitching staff that set a new school record with 674 strikeouts in 2022.

High School

Attended Bryant High School in Bryant, Ark. ... Ranked by Perfect Game as a top-500 overall prospect and the No. 45 third baseman in the class of 2021 ... Top third baseman and No. 6 overall prospect in the state of Arkansas by Perfect Game ... Ranked by Prep Baseball Report as the No. 63 right-handed pitcher and the No. 191 overall prospect in the country ... Top right-hander in Arkansas and No. 2 overall prospect in the state by Prep Baseball Report ... 2021 Perfect Game Preseason All-American - Southeast All-Region Second Team ... 2020 Perfect Game Preseason Underclass All-American - Southeast Region High Honorable Mention ... 2019 Perfect Game Preseason Underclass All-American - High Honorable Mention ... Also played football, suiting up at quarterback for the Arkansas state champion Bryant football team.



2023 RAZORBACKS

Career Stats

Year	ERA	W-L	App	GS	CG	SHO/CBO	SV	IP	H	R	ER	BB	SO	2B	3B	HR	BF	B/Avg.	WP	HBP	BK	SFA	SHA	PO	A	E	FLD%
2022	2.84	0-0	7	2	0	0/0	0	12.2	10	4	4	1	12	1	0	2	47	.227	2	2	0	0	0	1	2	0	1.000
TOTAL	2.84	0-0	7	2	0	0/0	0	12.2	10	4	4	1	12	1	0	2	47	.227	2	2	0	0	0	1	2	0	1.000



ZACK MORRIS

LHP • Senior • 6-3 • 225 • L/L
Cabot, Ark. • Cabot HS

32

Junior (2022)

» Spring SEC Academic Honor Roll

Made 22 appearances, including two starts, on the mound ... Posted a 6-1 record with a 3.21 ERA and one save in 35.0 innings ... Totaled 26 strikeouts ... Limited opposing hitters to a .230 batting average ... Allowed 10 runs (nine earned) on 29 hits and 19 walks ... In SEC play, made nine relief appearances ... Finished with a 3-0 record and a 1.88 ERA in 14.1 innings ... Allowed only three runs against conference opponents ... Fanned a season-high three batters in game two of a doubleheader against UAPB (April 12) ... Punched out a pair against LSU (April 16) in 2.2 scoreless innings ... Went three scoreless innings at Texas A&M (April 23), striking out one ... Matched his season high with three strikeouts in two scoreless innings against Missouri State (May 3) ... In the NCAA Tournament, made five appearances with two starts ... Had a 1-1 record with a 4.32 ERA and one save in 8.1 innings during the postseason ... In the NCAA Stillwater Regional, threw three innings of two-run ball with three strikeouts in a relief outing at No. 6 Oklahoma State (June 4) ... Earned his first start of the season in an elimination-game win at No. 6 Oklahoma State (June 6), working a season-long 3.1 scoreless innings with three strikeouts ... In the NCAA Chapel Hill Super Regional, threw a scoreless 1/3 of an inning in relief to help Arkansas advance to the College World Series ... Made his second start of the year vs. Ole Miss (June 20) in the College World Series ... Secured his lone save of the year in an elimination-game win vs. Ole Miss (June 22), striking out one in a scoreless frame ... Member of a Razorback pitching staff that set a new school record with 674 strikeouts in 2022.

Sophomore (2021)

» Spring SEC Academic Honor Roll

Made 16 appearances out of the bullpen ... Recorded a 4.80 ERA and 19 strikeouts in 15.0 innings of work ... Allowed 11 runs (eight earned) on 15 hits and six walks ... Tallied multiple strikeouts in seven of his 16 outings ... Made his season debut against SEMO (Feb. 27), striking out both batters faced in 0.2 innings ... Fanned two in a scoreless frame against No. 22 Alabama (March 20) ... Punched out a pair in a scoreless inning of work during the second game of a doubleheader at No. 3 Ole Miss (April 10) ... Logged a season-high four strikeouts in two scoreless innings against UAPB (April 13) ... Member of an Arkansas pitching staff that set a school record with 657 strikeouts in 2021.

Freshman (2020)

Made five appearances in relief as a freshman for the Razorbacks in 2020 ... Finished with a 3.18 ERA and a 1-0 record after tossing 5.2 innings, allowing two runs on four hits and a walk, striking out one ... Did not allow an extra base hit in 22 batters faced ... Had three performances with no runs allowed, coming every other outing on the mound ... First collegiate appearance against Gonzaga (Feb. 21) ... Did not allow a hit or walk ... Worked the seventh & eighth innings vs. the Zags in the series finale, allowing one run on two hits ... Exchanged a run for an out on a sacrifice fly, then got a pair of groundouts to end the frame ... Followed it with nine pitchers and three quick outs in the eighth inning ... Faced one batter in the seventh inning against Oklahoma (Feb. 28), induced a groundout to second base to end the inning ... Faced one Illinois State batter on March 3, allowing an RBI hit in the eighth ... Pitched 2.1 innings in relief, earning the win against Grand Canyon on March 11 ... Allowed just one hit and one walk, picking up his first strikeout of the year to end the third inning ... Part of a pitching staff that finished with a 3.68 ERA and 143 strikeouts over 142.0 innings of work.

High School

Attended Cabot High School in Cabot, Ark. ... No. 12 player in Arkansas, according to Max Preps ... Had an even 2.00 ERA over his three seasons at Cabot ... As a junior, generated a career-best 1.25 ERA with six victories in 10 appearances, while striking out 63 over 50.1 innings ... Held opponents to a .187 batting average during the 2018 season and helped Cabot High to the first round of the state tournament ... Part of 2017 Class 7A state championship team ... Played in 2018 Area Code Games ... Named to 2017-18 All-USA Arkansas Baseball Team ... Also named 2018 Class 7A All-State.



2023 RAZORBACKS

Career Stats

Year	ERA	W-L	App	GS	CG	SHO/CBO	SV	IP	H	R	ER	BB	SO	2B	3B	HR	BF	B/Avg.	WP	HBP	BK	SFA	SHA	PO	A	E	FLD%
2020	3.18	1-0	5	0	0	0/0	0	5.2	4	2	2	1	1	0	0	0	22	.200	0	0	0	1	0	2	0	0	1.000
2021	4.80	0-0	16	0	0	0/1	0	15.0	15	11	8	6	19	3	0	2	65	.263	0	0	0	2	0	0	2	0	1.000
2022	2.31	6-1	22	2	0	0/1	1	35.0	29	10	9	19	26	4	0	2	153	.230	4	3	0	3	2	0	2	1	.667
TOTAL	3.07	7-1	43	2	0	0/2	1	55.2	48	23	19	26	46	7	0	4	240	.236	4	3	0	6	2	2	4	1	.857



HAGEN SMITH

LHP • Sophomore • 6-3 • 215 • L/L
Bullard, Texas • Bullard HS

33

Freshman (2022)

- » Collegiate Baseball Newspaper Freshman All-American
- » Perfect Game Freshman All-American (Second Team)
- » Freshman All-SEC Team
- » SEC Freshman of the Week (April 18)
- » College Baseball Foundation National Pitcher of the Week (Week 9)

Emerged as the Hogs' No. 2 starter as a true freshman ... Made 20 appearances with 15 starts on the mound ... Went 7-2 with a 4.66 ERA and two saves in 77.1 innings ... Struck out 90 batters and limited opposing hitters to a .232 batting average ... Allowed 41 runs (40 earned) on 66 hits and 46 walks ... Picked off one runner ... Totaled six quality starts, second most among all Razorback starting pitchers ... In SEC play, made 10 appearances with nine starts ... Went 3-1 with a 5.96 ERA, striking out 47 in 45.1 innings of work ... Made his collegiate debut on the mound against Illinois State (Feb. 19), pitching six scoreless innings with five strikeouts to earn his first quality start of the year ... Fanned a season-high nine in game one of a doubleheader against Southeastern (March 5), twirling a season-long seven innings of two-run ball to earn his second quality start ... Picked up his third win of the season in a start against UIC (March 12), striking out eight over five innings of one-run ball ... Made his first SEC start against Kentucky (March 12), picking up another quality start with seven strikeouts over six innings of three-run ball ... Turned in six strong innings against Mississippi State (April 2), allowing three runs while fanning seven to nab his fourth quality start and fifth win of the season ... Delivered his strongest outing of the year against No. 15 LSU (April 15), pitching seven scoreless innings and striking out seven ... Named the College Baseball Foundation National Pitcher of the Week and the SEC Freshman of the Week for his stellar performance against the Tigers ... Picked up his sixth quality start of the season against Ole Miss (April 30), tossing six innings of two-run ball with eight strikeouts ... In the SEC Tournament, emerged from the bullpen vs. Florida (May 27) and threw a scoreless frame with a pair of strikeouts ... In the NCAA Tournament, made five appearances with two starts ... Went 1-0 with a 3.38 ERA and two saves in 10.2 innings of work ... Struck out 16 and limited opposing hitters to a .184 batting average during the postseason ... Earned his first collegiate save in an elimination-game win at No. 6 Oklahoma State (June 6), striking out four over two scoreless frames to help Arkansas to the super regional round ... In the NCAA Chapel Hill Super Regional, made a pair of relief appearances ... Locked down his second career save at No. 11 UNC (June 12) to send the Hogs to Omaha ... In the College World Series, started vs. Ole Miss (June 22) and threw five innings of two-hit, one-run ball with eight strikeouts ... Named a Freshman All-American by Collegiate Baseball Newspaper and Perfect Game at the year's end ... Landed on the Freshman All-SEC Team ... Earned an invite to the USA Baseball Collegiate National Team Training Camp following the season ... Member of an Arkansas pitching staff that set a new school record with 674 strikeouts in 2022.

High School

Attended Bullard High School in Bullard, Texas ... As a senior, threw seven no-hitters, tying a Texas high-school record ... Ranked by Perfect Game as the No. 71 overall prospect and the No. 12 left-handed pitcher in the class of 2021 ... No. 4 overall prospect and the No. 1 left-handed pitcher in the state of Texas by Perfect Game ... Ranked by Prep Baseball Report as the No. 52 overall prospect and the No. 7 left-handed pitcher in the country ... Tabbed the top high-school left-handed pitcher and the No. 5 overall prospect in Texas by Prep Baseball Report ... Ranked as the No. 78 2021 high school MLB draft prospect by Baseball America ... 2021 Perfect Game Preseason All-American - Texas All-Region First Team ... 2020 Perfect Game Preseason Underclass All-American Team - Texas All-Region First Team ... 2019 Perfect Game Preseason Underclass All-American - High Honorable Mention.



2023 RAZORBACKS

Career Stats

Year	ERA	W-L	App	GS	CG	SHO/CBO	SV	IP	H	R	ER	BB	SO	2B	3B	HR	BF	B/Avg.	WP	HBP	BK	SFA	SHA	PO	A	E	FLD%
2022	4.66	7-2	20	15	0	0/1	2	77.1	66	41	40	46	90	8	1	13	346	.232	5	9	0	5	2	3	9	0	1.000
TOTAL	4.66	7-2	20	15	0	0/1	2	77.1	66	41	40	46	90	8	1	13	346	.232	5	9	0	5	2	3	9	0	1.000



NICK GRIFFIN

LHP • Redshirt Sophomore • 6-4 • 195 • L/L
Monticello, Ark. • Monticello HS

34

Redshirt Freshman (2022)

Made seven relief appearances on the mound as a redshirt freshman ... Finished the season with a 2.70 ERA in 6.2 innings ... Struck out 11 on the year ... Limited opposing hitters to a .190 batting average ... Allowed two runs on four hits and 11 walks ... Made his collegiate debut vs. Louisiana (Feb. 27) in the Karcher Round Rock Classic at Dell Diamond in Round Rock, Texas ... Struck out two in an inning of work against the Ragin' Cajuns ... Tossed a perfect frame with three strikeouts in game two of a doubleheader against UAPB (April 12) ... Went a season-long two innings against Arkansas State (April 19), fanning a season-high four in the relief outing ... Member of an Arkansas pitching staff that set a new school record with 674 strikeouts in 2022.

Freshman (2021)

Redshirt season ... Did not appear in any games due to injury.

High School

Attended Monticello High School in Monticello, Ark. ... Ranked as the top left-handed pitcher in Arkansas by Perfect Game and No. 86 player in the nation ... Ranked as sixth-best player in his class by Prep Baseball Report ... Competed in 2018 Junior National Showcase and PG Underclass All-American Games ... Also played in 2019 PG National Showcase ... Named to All-Tournament Team for 2018 PG West MLK Championship and 2018 15U BCS National Championship ... Named to Arkansas 4A All-State Team in 2019 ... Participated in the 2019 Future Stars Series, facing 14 batters and striking out five.



2023 RAZORBACKS

Career Stats

Year	ERA	W-L	App	GS	CG	SHO/CBO	SV	IP	H	R	ER	BB	SO	2B	3B	HR	BF	B/Avg.	WP	HBP	BK	SFA	SHA	PO	A	E	FLD%
2021	REDSHIRT SEASON																										
2022	2.70	0-0	7	0	0	0/1	0	6.2	4	2	2	11	11	1	0	0	34	.190	3	2	0	0	0	0	3	0	1.000
TOTAL	2.70	0-0	7	0	0	0/1	0	6.2	4	2	2	11	11	1	0	0	34	.190	3	2	0	0	0	0	3	0	1.000



JAKE FAHERTY

RHP • Sophomore • 6-3 • 190 • R/R
Georgetown, Ky. • Great Crossing HS

37

Freshman (2022)

» First-Year SEC Academic Honor Roll

One appearance on the mound as a true freshman ... Made his collegiate debut in game one of a doubleheader against UIC (March 10), recording his first career strikeout in the relief outing.

High School

Attended Great Crossing High School in Georgetown, Ky. ... Ranked by Perfect Game as the No. 456 overall prospect and the No. 157 right-handed pitcher in the class of 2021 ... No. 9 overall prospect and the No. 6 right-handed pitcher in the state of Kentucky by Perfect Game ... Ranked by Prep Baseball Report as the No. 13 overall prospect and the No. 10 right-handed pitcher in Kentucky ... 2021 Perfect Game Preseason All-American - Central All-Region Second Team.



Career Stats

Year	ERA	W-L	App	GS	CG	SHO/CBO	SV	IP	H	R	ER	BB	SO	2B	3B	HR	BF	B/Avg.	WP	HBP	BK	SFA	SHA	PO	A	E	FLD%
2022	0.00	0-0	1	0	0	0/0	0	0.1	0	0	0	1	1	0	0	0	3	.000	0	1	0	0	0	0	0	0	.000
TOTAL	0.00	0-0	1	0	0	0/0	0	0.1	0	0	0	1	1	0	0	0	3	.000	0	1	0	0	0	0	0	0	.000



WILL McENTIRE

RHP • Redshirt Junior • 6-4 • 240 • L/R
Bryant, Ark. • Bryant HS

41

Redshirt Sophomore (2022)

» Spring SEC Academic Honor Roll

Made 12 appearances, including eight starts, on the mound ... Went 2-2 with a 2.59 ERA and one save in 48.2 innings ... Struck out 49 batters ... Limited opposing hitters to a .198 batting average ... Allowed 15 runs (14 earned) on 34 hits and 23 walks on the year ... Turned in two quality starts ... In SEC play, made three appearances with one start ... Posted a 3.48 ERA in 10.1 innings with 11 strikeouts ... Season debut came in game two of a doubleheader against UAPB (April 12), throwing three scoreless innings with five strikeouts in his first start of the year ... Started against Arkansas State (April 20) and struck out five over 4.2 innings of one-run ball ... Earned his first quality start of the year against UCA (April 26) in North Little Rock, Ark., at Dickey-Stephens Park, fanning four over six innings ... Made his SEC debut at No. 19 Auburn (May 8), emerging from the bullpen to throw 3.1 inning of one-run ball with four strikeouts ... Tossed three scoreless innings in relief against No. 24 Vanderbilt (May 14), punching out three and earning the save ... Made his first SEC start at Alabama (May 19), striking out four over four innings of three-run ball ... In the NCAA Tournament, made four appearances with two starts on the mound ... In the NCAA Chapel Hill Super Regional, threw 5.2 scoreless innings with four strikeouts at No. 11 UNC (June 12) to help Arkansas advance to the College World Series ... Delivered his most dominant outing of the season in the College World Series vs. No. 25 Auburn (June 21), working a season-long seven innings and striking out a season-high nine while allowing just one run on three hits ... Member of a Razorback pitching staff that set a new school record with 674 strikeouts in 2022.

Sophomore (2021)

» Spring SEC Academic Honor Roll

Redshirt season ... Did not appear in any games.

Freshman (2020)

Started one game and came out of the bullpen in another as a freshman in 2020 ... Recorded a 1.12 ERA and finished with a 1-0 record after working 8.0 innings ... Allowed just one run on seven hits, striking out seven ... Retired the first batter he faced in his one relief outing ... Made first career appearance on March 7 against South Alabama ... Struck out four in the outing, retiring all six batters he faced ... Struck out the side in the seventh inning on 10 pitches ... Made his first start on March 10 against Grand Canyon ... Pitched 6.0 innings of one-run ball, allowing six hits and no walks, while striking out three ... Earned his first career win ... Only two of the 22 batters had counts reach three balls ... Part of a pitching staff that finished with a 3.68 ERA and 143 strikeouts over 142.0 innings of work.

High School


Attended Bryant High School in Bryant, Ark. ... Rated as the No. 5 right-handed pitcher and the No. 10 overall prospect in the state of Arkansas by Perfect Game ... Named a top-500 player by Perfect Game ... Played prep ball for the Bryant Black Sox ... 2019 Perfect Game Preseason All-American - Southeast Region Honorable Mention ... 2018 Perfect Game Preseason Underclass All-American Honorable Mention ... 2017 16U Perfect Game - East Cobb Invitational All-Tournament Team ... Earned All-State honors as a junior at Bryant HS after recording a 1.60 ERA over 48.0 innings, with 64 strikeouts ... Posted a 7-1 record during summer after junior year with the Bryant Black Sox, putting together a 2.15 ERA with 68 strikeouts over 61.2 innings.



2023 RAZORBACKS

Career Stats

Year	ERA	W-L	App	GS	CG	SHO/CBO	SV	IP	H	R	ER	BB	SO	2B	3B	HR	BF	B/Avg.	WP	HBP	BK	SFA	SHA	PO	A	E	FLD%
2020	1.12	1-0	2	1	0	0/0	0	8.0	7	1	1	0	7	0	0	1	28	.250	0	0	0	0	0	0	1	0	1.000
2021	REDSHIRT SEASON																										
2022	2.59	2-2	12	8	0	0/1	1	48.2	34	15	14	23	49	4	0	4	196	.198	2	0	0	0	1	2	4	0	1.000
TOTAL	2.38	3-2	14	9	0	0/1	1	56.2	41	16	15	23	56	4	0	5	224	.205	2	0	0	0	1	2	5	0	1.000



HAROLD COLL

INF • Junior • 5-11 • 190 • R/R
Boston, Mass. • Georgia Premier
Academy / San Jacinto College

1

Sophomore at San Jacinto College (2022)

Played in 64 games, slashing .357/.433/.604 with 10 home runs, 65 runs batted in and 64 runs scored ... Totaled 84 hits, including 16 doubles and six triples, on the year ... Drew 32 walks ... Swiped 15 bases ... Went 2-for-3 with a homer and a season-high four RBI in the second game of a doubleheader vs. Seminole State (Jan. 30) ... Matched his season high with four RBI vs. Wharton County (May 8), going 3-for-4 with a double, homer and a season-high four runs scored ... Hit for the cycle vs. No. 2 Wabash Valley (May 30) in the NJCAA Baseball DI World Series, racking up a season-high five hits with a single, two doubles, a triple and a home run.

Freshman at San Jacinto College (2021)

Played in 48 games for the Gators, slashing .341/.440/.455 with three homers, 32 RBI, 41 runs scored and 11 stolen bases ... Totaled 60 hits, including nine doubles and a triple ... 15 multi-hit games, racking up a season-best four hits twice ... Swiped a season-high two stolen bases at Galveston College (Feb. 23) ... Posted five multi-RBI efforts on the year, driving in a season-high four runs against Paris JC (May 9).

High School

Attended Georgia Premier Academy in Statesboro, Ga. ... Ranked by Perfect Game as the No. 94 overall prospect and the No. 20 shortstop in the class of 2020 ... No. 6 overall prospect and the No. 1 shortstop in the state of Georgia by Perfect Game ... Ranked by Prep Baseball Report as the No. 254 overall prospect and the No. 52 shortstop in the country ... 2020 Perfect Game Preseason All-American - Southeast All-Region First Team ... 2019 Perfect Game Preseason Underclass All-American - Second Team ... 2018 Perfect Game Preseason Underclass All-American - Honorable Mention.



ISAAC WEBB

INF/OF • Junior • 5-11 • 165 • R/R
Collinsville, Okla. • Collinsville HS /
Grayson College / Eastern Oklahoma
State College

3

Sophomore at Eastern Oklahoma State College (2022)

Played in 55 games, slashing .414/.496/.581 with six home runs and 45 RBI ... Scored 73 runs ... Racked up 14 doubles and two triples ... Drew 30 walks ... 33-for-36 in stolen base attempts ... In conference play, slashed .427/.500/.660 with five home runs and 27 RBI over 25 games ... Totaled 44 hits, including seven doubles and one triple ... Stole 13 bases in league action ... Drove in a season-high three RBI on four hits, including a double, in game of a doubleheader against South Arkansas CC (Feb. 11) ... Stole a season-high four bases at Connors State (March 3) ... Had a season-best five hits, including a homer, and three RBI against Connors State (March 5).

Freshman at Grayson College (2021)

Played in 34 games, slashing .282/.338/.382 with two home runs and 15 RBI ... Scored 26 runs on the year ... Totaled 37 hits, including three doubles and a pair of triples ... Drew 11 walks ... 13-for-17 in stolen base attempts ... Had a season-best four hits, including a triple, and scored four runs vs. Wharton County CC (Jan. 22) ... Stole a season-high four bases vs. Odessa College (Jan. 30) ... Went 4-for-7 with a double, a season-best five runs batted in and a stolen base at McLennan CC (March 18).

High School

Attended Collinsville High School in Collinsville, Okla. ... Top-500 overall prospect according to Perfect Game ... Ranked by Perfect Game as the No. 2 shortstop and the No. 9 overall prospect in Oklahoma ... No. 2 shortstop and No. 25 overall prospect in Oklahoma by Prep Baseball Report ... 2020 Perfect Game Preseason Underclass All-American - West All-Region First Team ... 2019 Perfect Game Preseason Underclass All-American - Honorable Mention.



CALEB CALI

INF • Redshirt Junior • 6-3 • 230 • R/R
Montverde, Fla. • Montverde Academy /
Florida State / Hillsborough CC / College
of Central Florida

6

Redshirt Sophomore at College of Central Florida (2022)

- » NJCAA All-American (First Team)
- » FCSAA Player of the Year
- » All-Mid-Florida Conference Player of the Year
- » FCSAA All-State (First Team)
- » All-Mid-Florida Conference (First Team)
- » DI All-South Atlantic District
- » FCSAA All-Tournament Team

Played in 61 games, slashing .438/.533/.826 with 17 home runs and 77 RBI ... Scored 74 runs ... Racked up 96 hits, including a school-record 22 doubles and six triples ... Set a new school record with 45 extra-base hits on the year ... Drew 43 walks and stole three bases ... Posted 29-multi hit games, including a pair of four-hit efforts, and 20-multi RBI games, including three five-RBI performances ... In conference play, slashed .476/.579/1.057 with 14 homers and 51 runs batted in ... Went 4-for-4 with two home runs, five RBI and three runs scored at Lake-Sumter State College (March 19) ... In the JUCO World Series, had three hits, including a pair of doubles, and an RBI against Crowley County CC (May 28) ... Went 2-for-3 with a homer and two runs scored vs. Walters State CC (May 30).

Redshirt Freshman at Hillsborough Community College (2021)

Played in 32 games, slashing .230/.336/.450 with four home runs and 21 RBI ... Scored 21 runs ... Totaled 23 hits, including eight doubles and one triple, on the year ... Drew 10 walks ... Tallied four-multi hit games and six multi-RBI games, including one five-RBI effort ... Had two doubles and two RBI at College of Central Florida (Feb. 20) ... Went 3-for-4 with a homer and five runs batted in against St. Petersburg College (March 1) ... Picked up two hits, including a home run, and a pair of runs batted in at South Florida State College (March 26).

Freshman at Florida State (2020)

- » ACC Academic Honor Roll

Redshirt season ... Did not appear in any games.

High School

Attended Montverde Academy in Montverde, Fla. ... Ranked the No. 56 overall prospect in Florida and the No. 6 third baseman in the state by Perfect Game ... Named team MVP in his junior and senior seasons, helping lead Montverde to a 25-0 record in 2018 ... Prior to Montverde, attended Lake Minneola High School in Minneola, Fla., for two years, where he was named this team's most valuable player as a sophomore.



JOHN BOLTON

INF • Graduate • 5-10 • 180 • R/R
Memphis, Tenn. • Memphis University
School / Hinds CC / Austin Peay

9

Senior at Austin Peay (2022)

Opening Day starter at shortstop ... One of only two Governors players to start and play in all 56 games ... Made 54 starts at shortstop and two starts at second base ... Batted .287 with 18 doubles, a home run and a team-leading 11 stolen bases ... Led all OVC hitters with 11 doubles in conference play and finished league play with a .341 batting average and six stolen bases ... Opened the season going 5-for-9 with three doubles against Boston College (Feb. 18-20) ... Posted back-to-back two-hit outings to open the Belmont series (March 25-26) ... Only Governor to record a multi-hit day at No. 16 Vanderbilt (April 5) ... Pieced together a six-game hitting streak (April 9-19) that was his longest of the season and saw him bat .444 (8-for-18) with three doubles and four RBI ... Finished the regular season with another six-game hitting streak (May 13-21) with six hits, six RBI, two doubles and a home run ... Recorded first home run as a Governor in the regular-season finale against Morehead State (May 21), belting a 385-foot home run to left center field.

Junior at Austin Peay (2021)

- » OVC Commissioner's Honor Roll

Played in 51 games with 36 starts (27 at shortstop, nine at second base) ... Batted .190 during the season, including a .224 mark in Ohio Valley Conference play ... Hit .318 with a .412 on-base percentage in a 13-game span (April 24-May 15), improving his average by 62 points ... Went 2-for-9 with two doubles and an RBI during SEMO series (March 19-20).

Sophomore at Hinds Community College (2020)


Posted a .143 batting average (3-for-21) with six runs scored, one triple, one home run, one RBI and a stolen base in nine games during the pandemic-shortened season ... Hit a triple, drew a pair of walks and scored two runs vs. National Park College (Feb. 21) ... Homered and scored a pair of runs in game one of a doubleheader vs. Jones College (Feb. 25).

Freshman at Hinds Community College (2019)

Played in 46 games, slashing .317/.384/.409 with 16 runs batted in ... Scored 41 runs on the year ... Totaled 52 hits, including 13 doubles and one triple ... Drew 19 walks ... 22-of-27 in stolen base attempts ... Posted 13 multiple hit games, including one four-hit effort and four three-hit performances ... Defensively, posted a .927 fielding percentage on the year with 10 errors in 137 total chances.

High School

Attended Memphis University School in Memphis, Tenn. ... Finalist for 2018 Tennessee Division II-AA Mr. Baseball, selected to All-State teams by Tennessee Sports Writers Association and Tennessee Baseball Report and was a Commercial Appeal All-Metro Team selection ... Batted .375 with three home runs in senior season, helping MUS reach Division II-AA state championship game ... On the mound, finished the 2018 season with a 1.08 ERA ... Also played football, earning second-team all-region honors at defensive back.

**JARED WEGNER**OF • Graduate • 6-0 • 220 • R/R
Kearney, Neb. • Kearney HS / Creighton**11****Senior at Creighton (2022)**» *All-Big East (First Team)*

Started all 49 games, slashing .343/.459/.635 with a team-leading 11 home runs and 53 RBI ... Scored 42 runs ... Racked up 63 hits, including 14 doubles and three triples ... Totaled 115 bases ... Drew 30 walks and was hit by 13 pitches ... Stole a team-leading 11 bases on the year ... Defensively, committed three errors in 96 total chances (.969 fielding percentage) ... In conference play, hit slashed .363/.449/.650 with five homers and 29 RBI ... In the season opener at Portland (Feb. 18), cranked a two-run homer ... Hit two home runs and drove in three runs against The Citadel (April 2) ... Recorded a season-high four hits at Kansas State (April 5) ... Went 3-for-5 with a home run and four RBI against Georgetown (4/10) ... Matched his season high with four hits, including two doubles, against Seton Hall (April 23), driving in a season-high seven runs ... Collected three base knocks, including a pair of doubles, and three RBI against Butler (May 15).

Junior at Creighton (2021)

Started in the outfield in each of the first 17 games of the year before suffering a season-ending injury ... Tallied a hit in 11 of 17 games, including six multi-hit performances, for a .277 batting average ... Went 3-for-5 with a double, two runs and an RBI at Omaha (March 5) in the inaugural game at Tal Anderson Field ... Scored two runs on two hits in wins against Bradley (March 28) and Villanova (April 9).

Sophomore at Creighton (2020)


Started each of the Bluejays' first five games of the year before a season-ending injury ... Over 18 at-bats, recorded five hits (.278 batting average), three RBI and a .409 on-base percentage ... In the season opener at Seattle (Feb. 14), homered in his first plate appearance to drive in the Bluejays' first run of the year ... Finished the game 2-2 with two walks, two RBI and a stolen base.

Freshman at Creighton (2019)» *All-Big East (Second Team)*

Saw action in 43 games, making 38 starts in the outfield, as a true freshman ... Finished the year with a .264 batting average, 20 RBI, seven doubles, one home run and eight multi-hit games ... Smashed a grand slam in his first game as a Bluejay, leading Creighton to a 13-8 win over Little Rock (Feb. 16) ... In conference play, hit .340 with 17 base knocks.

High School

Three-sport athlete at Kearney High School in Kearney, Neb. ... Ranked the No. 13 overall prospect in the state of Nebraska by Prep Baseball Report ... Prior to high school, represented Nebraska (Kearney Little League) in the 2012 Little League World Series with his father, Brad, serving as the team's head coach.

**TAVIAN JOSEMBERGER**OF • Junior • 6-0 • 185 • S/R
Kansas City, Mo. • Park Hill HS / Kansas**12****Sophomore at Kansas (2022)**» *All-Big 12 (Honorable Mention)*

Started 52 games at second base ... Slashed .276/.357/.386 (58-for-210) with 13 doubles, two triples, two home runs, 23 RBI, 43 runs scored, 25 walks and 11 stolen bases ... Led the team in runs scored (43) ... Second on the team in walks (25) ... Recorded a 23-game on-base streak, the longest by a Jayhawk in 2022 ... Had 15 multi-hit games ... Posted a 12-game hitting streak ... Went 3-for-4, 3B, RBI, 2 R in the Buck O'Neil Classic while wearing No. 22 to honor Buck O'Neil ... First Jayhawk with home runs from both sides of the plate in the same game since 1996 (at Charleston Southern 3/9/22) ... Team-high five RBI vs. Illinois on opening weekend ... Prior to the season, named to the preseason All-Big 12 team by Perfect Game ... Ranked the No. 20 second baseman in the nation by D1Baseball ... No. 44 college prospect in the 2023 draft class by Baseball America ... No. 99 prospect in the 2023 draft class by D1Baseball ... No. 6 MLB Draft prospect for 2023 in the Big 12 by Baseball America ... No. 11 MLB Draft prospect for 2023 in the Big 12 by Perfect Game ... No. 13 MLB Draft prospect for 2023 in the Big 12 by D1Baseball.

Freshman at Kansas (2021)» *All-Big 12 (Honorable Mention)*» *All-Big 12 Freshman Team*» *Academic All-Big 12 Rookie Team*

Appeared in 52 games with 51 starts ... Finished second on the team with a .316 average (62-for-196) with eight doubles, four triples, one home run and 31 RBI ... Tallied a 24-game hitting streak, which tied a program record and tied the 10th-longest performance in Big 12 history ... 29-game reached base streak along with 24-game hitting streak were both team highs ... Led Kansas with 11 stolen bases in 13 attempts ... Finished 6-for-6 against Oklahoma, becoming the first Jayhawk to accomplish the feat against a Big 12 foe and tied a single-game program record with six hits ... Finished the season with 14 multiple-hit games and nine multiple-RBI games ... One of only two Jayhawks with five or more hits in a game during the season ... Made his first career start against South Dakota State (Feb. 20) ... Finished 4-for-5 with two RBI and a double against Creighton (March 20) ... Started his 24-game hitting streak at Lafayette (March 23) and finished it against North Dakota State (May 2) ... Season-high three RBI three times - at Omaha (March 13), vs. Missouri (March 30) and vs. Air Force (April 13).

High School

Attended Park Hill High School in Kansas City, Mo. ... Ranked the No. 1 player in Missouri by Prep Baseball Report ... Missed his entire junior baseball season due to an injury ... Also played three years of basketball.



JAYSON JONES

INF • Freshman • 6-2 • 225 • R/R
Savannah, Texas • Braswell HS

13

High School

Attended Braswell High School in Aubrey, Texas ... Ranked by Perfect Game as the No. 5 overall prospect and the No. 2 shortstop in the class of 2022 ... No. 1 overall prospect and the No. 1 shortstop in the state of Texas by Perfect Game ... Ranked by Prep Baseball Report as the No. 9 overall prospect and the No. 2 shortstop in the country ... No. 1 overall prospect and the No. 1 shortstop in Texas by Prep Baseball Report ... No. 8 on Baseball America's list of Top 2022 High School MLB Draft Prospects ... No. 33 on Perfect Game's Top 300 2022 MLB Draft Board ... 2022 Perfect Game Preseason All-American - Texas All-Region First Team ... 2021 Perfect Game All-American Classic participant ... 2021 Perfect Game Preseason All-American - Texas All-Region First Team ... 2020 Perfect Game Preseason Underclass All-American - Texas All-Region Second Team ... 2019 Perfect Game Preseason Underclass All-American - Honorable Mention.



BEN McLAUGHLIN

INF • Junior • 6-3 • 200 • L/R
Golden, Colo. • Golden HS / Hutchinson CC

15

Sophomore at Hutchinson Community College (2022)

» NJCAA ABCA/Rawlings Gold Glove Award (3B)
» NJCAA All-American (Second Team)
» Region VI Defensive Player of the Year
» Region VI Gold Glove Award (3B)
» All-KJCCC (First Team)
» All-Region VI (First Team)

Played in 60 games, slashing .411/.511/.804 with 19 home runs and 83 RBI ... Scored 69 runs on the year ... Racked up 88 hits, including 23 doubles and two triples ... Drew 33 walks ... 7-for-11 in stolen base attempts ... Posted 29 multi-hit games, including 17 two-hit games and 12 three-hit games and 23 multi-RBI games ... Recorded a season-long 16-game hitting streak ... Defensively, committed only three errors in 221 total chances (.986 fielding percentage) ... In conference play, slashed .431/.544/.836 with 13, doubles, 10 homers and 39 runs batted in over 32 games ... Finished the season tied for seventh in the NJCAA in RBI (83) and ranked No. 8 in the nation in total bases (172) ... His 19 homers tied for No. 15 in the NJCAA ... Swatted two solo home runs in the season opener at Southeast CC (Feb. 10) ... Went 3-for-5 with a home run and a season-high five RBI at Dodge City CC (May 6).

Freshman at Hutchinson Community College (2021)

Played in 50 games, slashing .366/.465/.695 with 13 home runs and 58 RBI ... Scored 53 runs on the year ... Totaled 60 hits, including 13 doubles and a triple ... Drew 28 walks ... 7-for-7 in stolen base attempts ... In conference play, slashed .402/.482/.794 with 11 homers and 39 RBI over 31 games ... Recorded a season-best four hits, including a double and a home run, with three RBI in game one of a doubleheader against Pratt CC (April 3) ... In the second game of the twin bill against Pratt CC, tallied a school-record nine RBI on three hits - all of which were home runs ... Socked two homers at Dodge City CC (May 6), driving in three runs.

High School

Attended Golden High School in Golden, Colo. ... Also played basketball.



HUDSON POLK

C • Junior • 6-1 • 205 • R/R
Coppell, Texas • Coppell HS / Oklahoma

16

Sophomore at Oklahoma (2022)

Played in 12 games with six starts at catcher ... Slashed .313/.522/.563 (5-for-16) with five runs batted in and five runs scored ... Had two doubles and a triple on the year ... Drew seven walks ... 1-for-1 in stolen base attempts ... Made his first start of the season vs. Northwestern State (Feb. 27) ... Collected his first RBI of the year against UTSA (March 13) ... Drew a pair of walks against New Orleans (March 20) ... Racked up a season-high three hits, including a double and a triple, with two RBI against Pacific (April 16) ... Recorded a pinch-hit double at Kansas (April 24), driving in a pair of runs ... Appeared as a defensive substitute vs. Liberty (June 3) in the NCAA Gainesville Regional.

Freshman at Oklahoma (2021)

Appeared in four games and made one start at catcher ... Recorded two hits (.333 batting average), three RBI and one home run ... Hit a two-run home run in his first collegiate start against Texas Southern (4/14) ... Singled in a run against Texas Tech (5/4).

High School

Attended Coppell High School in Coppell, Texas ... Rated as the No. 31 player in Texas and No. 204 in the nation by Prep Baseball Report ... Named district Most Valuable Player as a sophomore after batting .390 with three home runs ... Earned first-team all-district catcher honors as a freshman.

A || REDSHIRTS & NEWCOMERS



REESE **ROBINETT**

INF • Freshman • 6-3 • 215 • L/R
Kennett, Mo. • Kennett HS

18

High School

Attended Kennett High School in Kennett, Mo. ... Ranked by Perfect Game as a top-500 overall prospect and the No. 35 third baseman in the class of 2022 ... No. 4 overall prospect and No. 2 third baseman in the state of Missouri by Perfect Game ... Ranked by Prep Baseball Report as the No. 97 overall prospect and the No. 7 third baseman in the country ... No. 2 overall prospect and No. 1 third baseman in Missouri by Prep Baseball Report ... 2022 Perfect Game Preseason All-American - Central All-Region Second Team ... 2021 Perfect Game Preseason Underclass All-American - Central All-Region First Team.



PEYTON **HOLT**

INF • Junior • 5-10 • 205 • R/R
Greenwood, Ark. • Greenwood HS /
Crowder College

24

Sophomore at Crowder College (2022)

Played in 59 games, slashing .425/.500/.668 with 10 home runs and 77 RBI ... Scored 70 runs on the year ... Totaled 96 hits, including 21 doubles and two triples ... Drew 31 walks ... 22-for-25 in stolen base attempts ... Defensively, committed nine errors in 195 total chances (.954 fielding percentage) ... Went 2-for-3 with a double, a home run and a season-high seven RBI against Fort Scott CC (March 3) ... Homered twice at Three Rivers (March 21), finishing 4-for-4 with three runs scored and five RBI ... Matched his season high with seven RBI against St. Charles CC (April 14).

Freshman at Crowder College (2021)

Retained eligibility due to COVID-19 pandemic ... Played in 51 games, slashing .370/.480/.680 with 11 home runs and 64 RBI ... Scored 70 runs and racked up 67 hits, including 21 doubles and a triple, on the year ... Drew 36 walks ... 8-for-8 in stolen base attempts ... Collected a season-high four hits against Mineral Area College (March 21) ... Went 3-for-4 with a double, a home run and a season-high six RBI at State Fair CC (April 3) ... Matched his season high with six RBI at Jefferson College (May 1) ... Homered twice vs. Indian Hills (June 1) in the JUCO World Series, finishing with four RBI.

Freshman at Crowder College (2020)

Played in 17 games during the pandemic-shortened season, slashing .407/.515/.648 with two home runs and 10 RBI ... Scored 23 runs and totaled 22 hits, including three doubles and a pair of triples ... Drew 11 walks ... 5-for-5 in stolen base attempts on the year ... Went 5-for-5 with a solo home run at Seminole State College (Feb. 17) ... Had two hits, including a double, with a season-high two RBI vs. North Iowa Area CC (March 8).

High School

Attended Greenwood High School in Greenwood, Ark. ... Ranked the No. 1 shortstop and the No. 4 overall prospect in Arkansas by Perfect Game ... No. 74 shortstop nationally and No. 379 overall prospect in the nation according to Perfect Game ... Also played football.



HUNTER **GRIMES**

INF/OF • Redshirt Junior • 6-1 • 185 • R/R
Kerrville, Texas • Tivy HS / UTSA /
McLennan CC

21

Redshirt Junior at McLennan Community College (2022)

» All-NTJAC (First Team)

Played in 50 games, slashing .366/.427/.749 with 17 home runs and 66 RBI ... Scored 62 runs and totaled 70 hits, including eight doubles and seven triples ... Drew 21 walks ... Stole five bases ... In conference play, posted a .342/.395/.649 slash line with eight homers and 37 runs batted in ... Drove in a season-high five runs against Ranger College (March 9), collecting three hits with a triple ... Went 4-for-5 with four home runs and four RBI at Grayson College (May 7) ... Homered twice vs. Howard College (May 13) and drove in four runs ... Collected a season-high four hits, including a triple and a home run, with four runs scored and two runs batted in against Midland College (May 16) ... Hit a home run in five consecutive games to end the season: against Midland College (May 16-17), against San Jacinto College-North (May 28), vs. Snead State (May 29), against Cowley County CC (May 30).

Junior at UTSA (2021)

Redshirt season ... Did not appear in any games.

Sophomore at UTSA (2020)

Played in five games, including one start on the mound, during the pandemic-shortened season ... Went 2-for-13 at the plate with three runs scored and a walk ... In his lone start of the season against Quinnipiac (Feb. 16), tossed five innings of two-run ball (both unearned) with a pair of strikeouts to earn the win.

Freshman at UTSA (2019)

Played in 36 games, making 17 starts in the field and four starts on the mound ... Slashed .303/.343/.515 with four home runs and nine RBI ... Scored 12 runs ... Totaled 20 hits, including two doubles ... Stole two bases ... Posted six multiple hit games and three multiple RBI games ... On the mound, went 2-2 with a 6.59 ERA over 28.2 innings of work ... Struck out 27 ... Allowed 21 earned runs on 36 hits and 14 walks ... Only player on the team with a multi-homer game in 2019, homering twice at Louisiana Tech (April 5) ... Delivered a four-hit, four-run performance against Western Kentucky (May 24).

High School

Attended Tivy High School in Kerrville, Texas ... Named first-team all-district at shortstop and pitcher in 2017 and 2018 ... Led team to the district championship in 2017 and 2018.



MASON NEVILLE

OF • Freshman • 6-3 • 200 • L/L
Las Vegas, Nev. • Basic HS

26

MLB Draft

2022 - Cincinnati Reds, 18th round (No. 543 overall)

High School

Attended Basic High School in Henderson, Nev. ... Ranked by Perfect Game as the No. 86 overall prospect and the No. 21 outfielder in the class of 2022 ... No. 3 overall prospect and No. 2 outfielder in the state of Nevada by Perfect Game ... Ranked by Prep Baseball Report as the No. 50 overall prospect and the No. 11 outfielder in the country ... No. 3 overall prospect and No. 2 outfielder in Nevada by Prep Baseball Report ... No. 176 on Perfect Game's Top 300 2022 MLB Draft Board ... 2022 Perfect Game Preseason All-American - West All-Region First Team ... 2021 Perfect Game Preseason Underclass All-American - West All-Region First Team ... 2020 Perfect Game Preseason Underclass All-American - West All-Region First Team ... 2019 Perfect Game Preseason Underclass All-American - High Honorable Mention.



DYLAN CARTER

RHP • Redshirt Sophomore • 6-2 • 225 • R/R
Bentonville, Ark. • Bentonville West HS /
Crowder College

31

Sophomore (2022)

» First-Year SEC Academic Honor Roll

Redshirt season ... Did not appear in any games.

Freshman at Crowder College (2021)

Retained eligibility due to COVID-19 pandemic ... Appeared in 14 games with 13 starts ... Posted an 8-1 record with a 5.84 ERA in 61.2 innings of work ... Struck out 77 batters ... Averaged 11.24 strikeouts per nine innings ... Allowed 44 runs (40 earned) on 44 hits and 45 walks ... Tossed two complete games.

Freshman at Crowder College (2020)

Made three appearances, including two starts, during the pandemic-shortened season ... Struck out seven in 8.1 innings on the year for the Roughriders, finishing 1-0 with an 8.64 ERA.

High School

Attended Bentonville West High School in Bentonville, Ark. ... Ranked as the No. 24 player in the class of 2019 by Prep Baseball Report ... Ninth-best right-hander in the state of Arkansas in his recruiting class according to PBR ... 2019 PG Preseason All-American and All-Region Team - Southeast Region Honorable Mention.



KOTY FRANK

RHP • Graduate • 6-2 • 220 • R/R
Tushka, Okla. • Tushka HS / Eastern
Oklahoma State College / Nebraska

28

Senior at Nebraska (2022)

» Academic All-Big Ten

Made 14 appearances with seven starts on the mound ... Went 5-0 with a 3.81 ERA ... Totaled 70 strikeouts in 59 innings ... Limited opposing hitters to a .241 batting average ... Had five starts with at least five innings ... Notched seven outings with at least six strikeouts, including a season-high 10 strikeouts against Northwestern State ... Posted wins against Northwestern State, Michigan, Indiana, Minnesota and Michigan State ... Member of Nebraska's combined one-hitter against BYU, which was the first for the Huskers since March 9, 2019 ... Against BYU, Frank pitched allowed one hit in 6.2 shutout innings with seven strikeouts ... Recorded nine strikeouts in 5.1 innings against Indiana and five innings vs. Michigan.

Junior at Nebraska (2021)

Made 13 relief appearances on the mound in first season with the Big Red ... Had a 3-1 record with one save in 27.1 innings ... Notched 21 strikeouts with a 4.94 ERA and .202 opponent batting average ... Garnered wins at Illinois, at Indiana and vs. Northeastern ... Made three consecutive relief appearances without allowing a run ... Pitched a season-high 3.2 innings at Illinois and vs. Northeastern ... Recorded season-high three strikeouts in four games ... Appeared in two games in relief in the NCAA Fayetteville Regional, earning a win while pitching 3.2 innings of relief in the opening game of the Regional against Northeastern.

Sophomore at Eastern Oklahoma State College (2020)

Went 5-0 in five starts with a 2.68 ERA and two complete games during the pandemic-shortened season ... Held opponents to a .175 batting average and recorded a 6-to-1 strikeout to walk ratio (48-to-8) ... Finished his career at EOSC ranked in the top five in program history in career ERA (3.33) and strikeouts (127), compiling an 11-6 record over 110.2 innings with seven complete games in 19 starts.


Freshman at Eastern Oklahoma State College (2019)

Led the pitching staff in ERA (3.62) and strikeouts (79) ... Posted the lowest opponent batting average among team starters (.240) ... Earned first-team All-Region honors.

High School

Attended Tushka High School in Tushka, Okla. ... Helped the team to a state title in 2016 and runner-up honors in 2017 and 2018 ... As an all-state performer, went 21-2 as a senior ... First start of his senior season was a 17-strikeout shutout in 6.0 innings ... Honor roll student and member of National Honor Society.

A || REDSHIRTS & NEWCOMERS



JORDAN HUSKEY

LHP • Freshman • 5-10 • 185 • L/L
Quitman, Ark. • Greenbrier HS

35

High School

Attended Greenbrier High School in Greenbrier, Ark. ... Ranked by Perfect Game as a top-500 overall prospect and the No. 105 left-handed pitcher in the class of 2022 ... No. 9 overall prospect and No. 1 left-handed pitcher in the state of Arkansas by Perfect Game ... Ranked the No. 8 overall prospect and the No. 1 left-handed pitcher in Arkansas by Prep Baseball Report ... 2022 Perfect Game Preseason All-American - Southeast All-Region Second Team ... 2021 Perfect Game Preseason Underclass All-American - Southeast All-Region Second Team ... 2020 Perfect Game Preseason Underclass All-American - Southeast Honorable Mention.



PARKER COIL

LHP • Freshman • 6-3 • 200 • R/L
Edmond, Okla. • Edmond Memorial HS

36

High School

Attended Edmond Memorial High School in Edmond, Okla. ... Ranked by Perfect Game as the No. 235 overall prospect and the No. 29 left-handed pitcher in the class of 2022 ... No. 4 overall prospect and the No. 2 left-handed pitcher in the state of Oklahoma by Perfect Game ... Ranked by Prep Baseball Report as the No. 114 overall prospect and the No. 16 left-handed pitcher in the country ... No. 5 overall prospect and No. 2 left-handed pitcher in Oklahoma by Prep Baseball Report ... No. 173 on Perfect Game's Top 300 2022 MLB Draft Board ... 2022 Perfect Game Preseason All-American - West All-Region First Team ... 2021 Perfect Game Preseason Underclass All-American - West All-Region First Team ... 2020 Perfect Game Preseason Underclass All-American - West Region Honorable Mention.



SEAN FITZPATRICK

LHP • Freshman • 6-0 • 165 • L/L
Spring, Texas • Concordia Lutheran HS

38

High School

Attended Fort Wayne Concordia Lutheran High School in Tomball, Texas ... Ranked by Perfect Game as the No. 378 overall prospect and the No. 50 left-handed pitcher in the class of 2022 ... No. 38 overall prospect and No. 6 left-handed pitcher in the state of Texas by Perfect Game ... Ranked by Prep Baseball Report as the No. 134 overall prospect and the No. 21 left-handed pitcher in the country ... No. 19 overall prospect and No. 3 left-handed pitcher in Arkansas by Prep Baseball Report ... 2022 Perfect Game Preseason All-American - Texas All-Region First Team ... 2021 Perfect Game Preseason Underclass All-American - Texas All-Region First Team ... 2020 Perfect Game Preseason Underclass All-American - Texas Region Honorable Mention.



HUNTER HOLLAN

LHP • Junior • 6-5 • 200 • L/L
Hallsville, Texas • Spring Hill HS / San Jacinto College

39

MLB Draft

2021 - Milwaukee Brewers, 15th round (No. 447 overall)

Sophomore at San Jacinto College (2022)

Made 18 appearances (all starts) on the mound, going 9-3 with a 3.59 ERA and 96 strikeouts over 80.1 innings of work ... Allowed 48 runs (32 earned) on 72 hits and 28 walks ... Totaled double-digit strikeouts in three games during the season ... Fanned a season-high 12 against Coastal Bend College (Feb. 24), allowing three runs over six innings ... Tossed six scoreless innings with 11 strikeouts against Blinn College (March 3) ... In the JUCO World Series, punched out 10 over five innings vs. McLennan CC (May 28).

Freshman at San Jacinto College (2021)

Made 16 appearances (all starts) on the mound, posting a 10-3 record with a 3.08 ERA over 73.0 innings ... Racked up 104 strikeouts while walking only 17 on the year ... Allowed 41 runs (25 earned) on 82 hits ... Tossed a season-long seven innings of two-hit, two-run ball against Coastal Bend College (March 25), striking out a season-high 17 batters ... Matched his season long with seven scoreless innings against Navarro College (March 30), fanning nine in the outing ... Collected double-digit strikeouts for the second time in the season against Paris JC (May 8), punching out 10.

High School

Attended Spring Hill High School in Longview, Texas ... Ranked by Perfect Game as a top-500 overall prospect and the No. 149 left-handed pitcher ... No. 143 overall prospect and No. 15 left-handed pitcher in Texas by Perfect Game ... Ranked by Prep Baseball Report as the No. 376 overall prospect and the No. 39 left-handed pitcher in the country ... No. 42 overall prospect and No. 3 left-handed pitcher in Texas by Prep Baseball Report ... 2020 Perfect Game Preseason All-American - Texas Region Honorable Mention ... 2019 Perfect Game Preseason All-American - High Honorable Mention.



BEN BYBEE

RHP • Freshman • 6-6 • 235 • R/R
Overland Park, Kan. • Blue Valley
Southwest HS

40

High School

Attended Blue Valley Southwest High School in Overland Park, Kan. ... Ranked by Perfect Game as the No. 457 overall prospect and the No. 147 right-handed pitcher in the class of 2022 ... No. 4 overall prospect and No. 2 right-handed pitcher in Kansas by Perfect Game ... Ranked by Prep Baseball Report as the No. 107 overall prospect and the No. 29 right-handed pitcher in the country ... No. 1 overall prospect and No. 1 right-handed pitcher in Kansas by Prep Baseball Report ... 2022 Perfect Game Preseason All-American - Central All-Region First Team ... 2021 Perfect Game Preseason Underclass All-American - Central All-Region First Team ... 2020 Perfect Game Preseason Underclass All-American - Central All-Region Second Team ... 2019 Preseason Underclass All-American - Honorable Mention.



CAL KILGORE

C • Sophomore • 6-1 • 185 • R/R
Overland Park, Kan. • Blue Valley
Southwest HS / New Mexico State

43

Freshman at New Mexico State (2022)

Played in 35 games with 33 starts, slashing .250/.307/.337 (23-for-92) with 11 runs batted in ... Scored 12 runs ... Had eight doubles ... Drew seven walks and was hit by a pitch ... 5-for-7 in stolen base attempts ... Eight multi-hit games and a pair of multi-RBI games ... Defensively, had a .974 fielding percentage and threw out 10-of-38 (26.3%) attempted base stealers ... In WAC play, slashed .302/.321/.415 with six doubles and five RBI ... Had two hits, including a double, and an RBI against California Baptist (March 27) ... Racked up a season-best two RBI on two hits, including a double, against UTRGV (April 15) ... Season-high three hits against Dixie State (May 1) ... Started behind the plate in both of the Aggies' games in the NCAA Corvallis Regional: at Oregon State (June 3) and vs. Vanderbilt (June 4).

High School

Attended Blue Valley Southwest High School in Overland Park, Kan. ... Ranked the No. 3 catcher and No. 14 overall prospect in Kansas by Perfect Game ... Ranked the No. 174 catcher and a top-500 overall prospect in the country by Perfect Game ... 2021 Collegiate Baseball High School All-American.



PARKER ROWLAND

C • Junior • 6-3 • 215 • S/R
Tulsa, Okla. • Bishop Kelley HS /
Arkansas State / Eastern Oklahoma
State College

44

Junior at Eastern Oklahoma State College (2022)

Played in 51 games, slashing .408/.509/.668 with 12 home runs and 78 RBI ... Scored 58 runs ... Totaled 75 hits, including 10 doubles and a triple ... Drew 31 walks on the year ... 6-for-8 in stolen base attempts ... Defensively, committed only four errors in 341 total chances (.988 fielding percentage) ... Threw out 12-of-27 (44.4%) attempted base stealers ... Had a season-high four hits with four RBI against Highland CC (Feb. 19) ... Launched his first homer of the season against Highland CC (Feb. 20) ... Went 2-for-4 with two doubles and three runs batted in at Carl Albert State College (March 1) ... Matched his season high with four hits against Seminole State College (March 17), driving in a season-best five RBI.

Sophomore at Arkansas State (2021)

Played in 19 games with 18 starts ... Slashed .224/.262/.276 (13-for-58) with six runs batted in and three runs scored ... Totaled 13 hits, including three doubles ... Went 2-for-4 with an RBI against Murray State (March 23), his first collegiate multiple hit game ... Had an RBI double at Illinois State (March 27) ... Collected his second collegiate multi-hit game at Ole Miss (May 4), finishing 2-for-3 with a double, an RBI and a run scored.

Freshman at Arkansas State (2020)

Played in eight games with seven starts during the pandemic-shortened season ... Tallied one RBI and two runs scored on the year ... Drew a pair of walks and was hit by two pitches ... Recorded two sacrifice hits.

High School

Attended Bishop Kelley High School in Tulsa, Okla. ... Ranked by Prep Baseball Report as the No. 2 catcher in Oklahoma in the class of 2019 ... Ranked as a top-500 player catcher by Perfect Game and the second-best catcher in Oklahoma ... Earned all-district honors for four-consecutive seasons ... Helped Bishop Kelly HS win the 2018 5A state title.



GAGE WOOD

RHP • Freshman • 6-0 • 210 • R/R
Batesville, Ark. • Batesville HS

45

High School

Attended Batesville High School in Batesville, Ark. ... Ranked by Perfect Game as the No. 96 right-handed pitcher and the No. 313 overall prospect in the country ... No. 3 right-handed pitcher and the No. 4 overall prospect in the state of Arkansas by Perfect Game ... Ranked by Prep Baseball Report as the No. 242 overall prospect and the No. 80 right-handed pitcher in the country ... No. 2 right-handed pitcher and No. 3 overall prospect in Arkansas by Prep Baseball Report ... Named the 2022 Arkansas Player of the Year by Prep Baseball Report ... 2020 Prep Baseball Report Future Games participant ... 2022 Perfect Game Preseason All-American - Southeast All-Region Second Team ... 2021 Perfect Game Preseason Underclass All-American - Southeast Region Honorable Mention.



CHRISTIAN FOUTCH

RHP • Freshman • 6-3 • 220 • R/R
Littleton, Colo. • Chatfield HS

46

High School

Attended Chatfield High School in Littleton, Colo. ... Ranked by Perfect Game as the No. 168 overall prospect and the No. 46 right-handed pitcher in the class of 2022 ... No. 2 overall prospect and No. 1 right-handed pitcher in the state of Colorado by Perfect Game ... Ranked by Prep Baseball Report as the No. 208 overall prospect and the No. 66 right-handed pitcher in the class of 2022 ... No. 2 overall prospect and No. 1 right-handed pitcher Colorado by Prep Baseball Report ... No. 299 on Perfect Game's Top 300 2022 MLB Draft Board ... 2022 Perfect Game Preseason All-American - West All-Region First Team ... 2021 Perfect Game Preseason Underclass All-American - West All-Region First Team.



COOPER DOSSETT

RHP • Freshman • 6-0 • 190 • R/R
Springdale, Ark. • Har-Ber HS

48

High School

Attended Har-Ber High School in Springdale, Ark. ... Ranked by Perfect Game as the No. 129 overall prospect and the No. 37 right-handed pitcher in the country ... No. 2 overall prospect and No. 1 right-handed pitcher in the state of Arkansas by Perfect Game ... Ranked by Prep Baseball Report as the No. 151 overall prospect and the No. 45 right-handed pitcher in the country ... No. 1 overall prospect and No. 1 right-handed pitcher in Arkansas by Prep Baseball Report ... No. 164 on Perfect Game's Top 300 2022 MLB Draft Board ... 2022 Collegiate Baseball High School All-American ... 2022 Perfect Game Preseason All-American - Southeast All-Region First Team ... 2021 Perfect Game Preseason Underclass All-American - Southeast All-Region First Team ... 2020 Perfect Game Preseason Underclass All-American - Southeast All-Region Second Team ... 2019 Perfect Game Preseason Underclass All-American - Honorable Mention.



CODY **ADCOCK**

RHP • Junior • 6-4 • 210 • R/R
Texarkana, Ark. • Arkansas HS / Ole
Miss / Crowder College

49

Sophomore at Crowder College (2022)

Made 14 starts on the mound, posting a 4-2 record with a 6.58 ERA in 67.0 innings ... Struck out 81 batters on the year ... Allowed 54 runs (49 earned) on 70 hits and 35 walks ... First start of the season came vs. Johnson County CC (Feb. 11), fanning seven in three innings of one-run ball ... Punched out a season-high 10 in a quality start against St. Louis CC (April 2) ... Went a season-long 7.1 innings against Delgado CC (May 20), striking out eight while allowing just two runs.

Freshman at Ole Miss (2021)

Made 14 appearances with two starts on the mound for the Rebels, posting a 6.41 ERA with 24 strikeouts in 19.2 innings of work ... Collegiate debut came against Arkansas State (Feb. 24), striking out all three batters faced in a perfect inning of relief ... Made his first collegiate start against Arkansas State (May 4), punching out one while allowing a run on three hits and a walk in two innings ... Started against Arkansas in the SEC Tournament (May 29), striking out a pair while limiting the Razorbacks to two runs on five hits and two walks in a season-long appearance of 4.1 innings.

High School

Attended Arkansas High School in Texarkana, Ark. ... Ranked by Prep Baseball Report as the No. 171 overall prospect and the No. 59 right-handed pitcher in the class of 2020 ... Top-500 overall prospect and No. 171 right-handed pitcher by Perfect Game ... Ranked by Perfect Game as the No. 11 overall prospect and the No. 3 right-handed pitcher in the state of Arkansas ... 2020 Perfect Game Preseason All-American - Southeast All-Region First Team ... 2019 Preseason Underclass All-American - High Honorable Mention.



JOSH **HYNEMAN**

RHP • Freshman • 6-4 • 245 • R/R
Jonesboro, Ark. • Jonesboro HS

55

High School

Attended Jonesboro High School in Jonesboro, Ark. ... Ranked by Perfect Game as the No. 389 overall prospect and the No. 121 right-handed pitcher in the class of 2022 ... Ranked by Perfect Game as the No. 5 overall prospect and the No. 4 right-handed pitcher in the state of Arkansas ... No. 10 overall prospect and No. 4 right-handed pitcher in Arkansas by Prep Baseball Report ... 2022 Perfect Game Preseason All-American - Southeast All-Region Second Team ... 2021 Perfect Game Preseason Underclass All-American - Southeast All-Region Second Team ... 2020 Perfect Game Preseason Underclass All-American - Southeast Honorable Mention.

ARKANSAS

RBI GIRLS

The RBI Girls have entertained Razorback baseball fans since the 1997 season, performing dance routines and leading cheers from the top of the dugouts prior to all home games and between innings. They are an integral part of the gameday experience at Baum-Walker Stadium. The RBI Girls are accompanied at all baseball games and events by Ribby, the Arkansas baseball mascot.



Lauren Acree
Lenexa, Kan.



Haley Bogdon
Frisco, Texas



Sophie Copelin
Jonesboro, Ark.



Ryan Crockett
Jackson, Miss.



Anna Falcon
Little Rock, Ark.



Daviana Fletcher
Orange County, Calif.



Lauren Flohr
Bentonville, Ark.



Macy Gardner
Stillwater, Okla.



Jordan Greenwood
Little Rock, Ark.



Kelsey Harper
Joplin, Mo.



Karsyn Kelly
Allen, Texas



Katie Kertzman
St. Louis, Mo.



Claire Linton
Springfield, Mo.



Lauren Long
Frisco, Texas



Bryce Manuel
Oklahoma City, Okla.



Kendal McCall
Rogers, Ark.



Mary Jane McConnell
Fayetteville, Ark.



Kaylee McCracken
St. Louis, Mo.



Lilly McRae
St. Louis, Mo.



Kennedy Morrison
Richardson, Texas



Grace Olson
Jonesboro, Ark.



Caitlyn Pearson
Kansas City, Mo.



Grace Rugger
Bentonville, Ark.



Alivia Russell
Rockvale, Tenn.



Acacia Simmons
Springfield, Mo.



Bethany Tomlin
Frisco, Texas



Chaney Tucker
Enid, Okla.



Emily Vu
Friendswood, Texas



McKane Barnes
Ribby



CJ Josey
Ribby



Cambry Knies
Coordinator

Under the supervision of coordinator Cambry Knies, the Diamond Dolls are a select group of young women who devote countless hours to the Razorback baseball program. The Diamond Dolls' duties include selling scorecards, assisting with on-field promotions and serving as bat girls.



Alexa Abney
St. Louis, Mo.



Jillian Alexander
St. Louis, Mo.



Kaitlyn Amacher
Rockwall, Texas



Olivia Briney
Overland Park, Kan.



Claire Brown Grace
Jonesboro, Ark.



Madelyn Cahill
Kingwood, Texas



Sally Clemmons
Allen, Texas



Sophie Coco
St. Louis, Mo.



Avery Coward
Flower Mound, Texas



Sandy Cuadrado
Dallas, Texas



Loren Davis
Westwood, Kan.



Anna DuVall
Marked Tree, Ark.



Phoebe Duke
Springdale, Ark.



Caroline Field
Springfield, Mo.



Ava Fitzgerald
Kansas City, Mo.



Alex Guin
Minden, La.



Ashton Harris
Stillwater, Okla.



Annabelle Lynch
Overland Park, Kan.



Mary Cooper Maris
Little Rock, Ark.



Hannah McCarver
Siloam Springs, Ark.



Stella Myers
Wynne, Ark.



Grace Siegfried
Kansas City, Mo.



Kennedy Smith
Conway, Ark.



Lauren Spencer
McKinney, Texas



ABOUT THE RAZORBACK FOUNDATION

The mission of The Razorback Foundation, Inc., is to support the athletic endeavors of the University of Arkansas Razorbacks. Razorback Athletics is one of a handful of NCAA Division I Athletic Departments in the nation that is financially self-sustaining and requires no UA student fees or taxpayer support.

Razorback Foundation Annual Fund members supply student-athletes with a first-class education and championship-caliber facilities while providing the yearly financial support needed to operate 19 Razorback sport programs.

BENEFITS OF BECOMING AN ANNUAL FUND MEMBER

Priority seating

Priority parking



Invitations to special events

15% off at Hog Heaven



Member gifts

Complimentary media guides

IMPACT STUDENT-ATHLETES TODAY!

VALUE OF AN ATHLETIC SCHOLARSHIP

Tuition & Fees	\$ 9,656
Room, Board, Books	\$ 13,468
Academic & Personal Development	\$ 18,258
Apparel & Equipment	\$ 9,822
Medical & Sports Performance	\$ 19,483
Media & Promotions	\$ 11,481

ANNUAL TOTAL (based off 2022-23 school year) **\$ 82,528**

UNIQUE WAYS TO SUPPORT RAZORBACK STUDENT-ATHLETES

Cardinal & White - Cardinal & White is a philanthropic gift fund of the Razorback Foundation (gifts of \$25,000 and above) to support facility construction and renovations, student-athlete development opportunities, scholarships and other operations of the Athletic Department designed to enhance the student-athlete experience. Supporters of Cardinal & White receive a variety of unique experiences.

ONE Razorback Fund - Tax-deductible gifts of \$15 or more will continue to support the Razorback student-athletes and other athletic endeavors. Whether you live in Arkansas, another state or even another country, the goal of the ONE Razorback Fund is simple - generate support from EVERY Razorback alumnus, friend, family member and fan who loves the Hogs.

Small Business Member Program - For just \$100 annually, Small Business Members receive a Razorback Foundation Small Business Member window cling, priority points, a Razorback Foundation membership packet and a business listing on our website for other members to browse.

CONTACTS US TO LEARN MORE OR JOIN!

479-443-9000 | gohogs@razorbackfoundation.com | RazorbackFoundation.com | Text ONERazorback to 91999

@RazorbackFoundation



|| FACILITIES



|| BAUM-WALKER STADIUM

When discussing the best college baseball facilities in the country, Baum-Walker Stadium is consistently among one of the first places mentioned. With room for more than 10,000 spectators, an impeccable playing surface and amenities that rival most minor league ballparks, it is the crown jewel of the collegiate ranks. Of course, the physical properties of Baum-Walker Stadium are only a portion of the baseball experience with the remainder in the form of fans that flock to the corner of Razorback Road and 15th Street to watch their Razorbacks take on all comers.

Officially named Baum Stadium at George Cole Field at its dedication on May 3, 1996, the facility derives its name from primary backers as well as from the history of Razorback baseball. Arkansas' facility prior to Baum Stadium was George Cole Field, and the new ballpark has preserved the tradition with its current name. In 2018, the Willard and Pat Walker Charitable Foundation pledged \$5 million in support of the recently opened J.B. and Johnelle Hunt Family Baseball Development Center. As a result of the commitment and pledge, Baum Stadium's name was changed to Baum-Walker Stadium.

In 1998, Baum-Walker Stadium received a special honor, when it was named the nation's No. 1 facility in *Baseball America's* poll of best college facilities. Five years later it took second in the same poll, cementing its legacy as one of the best facilities in the nation. Since Baum-Walker Stadium's construction, Arkansas officials have received numerous solicitations by coaches and administrators from across the country for blueprints and tours of the Razorbacks' home ballpark in an attempt to capture some of its charm. Even though Baum-Walker Stadium has been replicated to some degree, no other place in the country has the atmosphere that Baum-Walker Stadium brings to college baseball, which is why it has been the host to nine NCAA Regionals and five NCAA Super Regionals.

Baum-Walker Stadium was one of the nation's best facilities when it was constructed, but since then it has undergone four renovations, making it the envy of visiting teams. The first upgrade came prior to the 2003 season, when the hitting and pitching cages were enclosed to ensure a place for Razorback players to practice year-round. A total of 2,600 chair back seats also were added to the park, 1,300 of which reside on each foul line.

Baum-Walker Stadium's second renovation came a year later as 12 luxury boxes, coaches' offices, a new scoreboard and natural grass completely changed the feel of the park. A state-of-the-art scoreboard added full video, complete with a message center and an analog clock was added to the right-center field gap, which stood 45-feet high and 76-feet wide. The original turf field at Baum-Walker Stadium was torn out, and rye grass was grown for the 2004 campaign but replaced by a hybrid Bermuda in 2005. A portion of the upgrades were made possible by contributions from the Willard and Pat Walker Charitable Foundation, Bob & Marilyn Bogle, the Pagnozzi Charities, John Tyson and Stan Ley.

The next renovation came prior to the 2007 season as 20 luxury boxes were built, 1,000 chair back seats were added, restrooms were constructed and the Hog Pen and picnic area were expanded. A new ticket office, field lights and wall pads were added as well. The final set of upgrades to the park brought capacity to 10,737 seats with 8,237 of those coming from chair backs and 34 from luxury boxes.

New LED ribbon boards were added in 2013, and the Fowler Family Baseball and Track Training Center opened in the fall of 2014, providing Arkansas with the finest collegiate indoor facility in the country. The facility provides approximately 52,000 square feet of climate-controlled practice space, including a full-size practice infield, throwing area, batting areas and ancillary team spaces.

In 2016, the university's partnership with South Dakota-based Daktronics produced the largest video board ever installed at an on-campus college baseball facility in the country. The massive 25-foot by 71-foot LED video board enhances an already memorable experience at Baum Stadium by providing 1,775 square feet of digital space for live high-definition video, instant replays, up-to-the-minute statistics, and game information, graphics and animations.

In 2018, the U of A Board of Trustees approved the construction of a baseball performance center at Baum-Walker Stadium. The J.B. and Johnelle Hunt Family Baseball Development Center, which sits beyond the right field foul pole, is approximately 49,000 square feet and features coaches offices and upgraded amenities for student-athletes, including an improved and expanded locker room, team meeting room, training rooms, lounge areas and a nutrition center. The \$27 million building, funded entirely by athletic revenues, gifts and bond proceeds from a bond issue, also includes a state-of-the-art strength and conditioning center, indoor practice area and pitching development center.

In 2004, Baum-Walker Stadium served as host to its second NCAA Regional and first NCAA Super Regional, drawing the largest total attendance in the nation for both events. The series-clinching win over Florida State drew 10,027 fans to Baum Stadium, eclipsing the previous night's record of 9,338, set less than 24 hours earlier. In all, a combined 58,138 attended the NCAA Regional and Super Regional during the 2004 season.

Arkansas' 2004 attendance numbers were no fluke as fans continued to pour into the ballpark. The 2005 and 2006 crowds continued to set records for both paid and actual attendance. While the NCAA and SEC recognize tickets sold as their method of ranking schools, Arkansas keeps both actual patrons as well as paid attendance figures and has seen steady increases in both areas.

The combination of the upgrades prior to the 2007 season as well as a top-10 baseball team produced then-record attendance numbers as Arkansas smashed its school record for the fourth straight year. The Hogs became the first team in





NCAA history to average more than 8,000 tickets sold per game (8,069). Arkansas also set a then-school record for actual attendance with 198,218 fans (6,007 per game) passing through the gates of Baum-Walker Stadium.

The attendance figures drawn to Baum-Walker Stadium allowed Arkansas to host its third NCAA Regional in four years in 2007 and its fourth since 1999. Razorback fan support did not flounder as the Regional was the best attended of all 16 sites, averaging 6,452 fans over six games.

In April 2009, Baum-Walker Stadium played host to its first No. 1 versus No. 1 battle when the Razorbacks took on Arizona State. In game two of the midweek series, 11,014 fans were in attendance and 11,434 tickets sold. Both numbers were then-facility records, topping the previous mark of 10,581 fans who watched Arkansas defeat LSU in 2007. The two-game series against the Sun Devils brought 17,300 fans through the turnstiles, a midweek record, and the 19,776 tickets sold were also a midweek series high mark.

Razorback fans have continued to set the bar high when it comes to postseason attendance. Baum-Walker Stadium has been lucky to have been a host for the 2015 NCAA Super Regional, the 2017 NCAA Regional and the 2018 and 2019 NCAA Regionals and Super Regionals. Seven of the top 10 actual crowds in stadium history have occurred in one of those four postseasons.

On June 6, 2015, a school-record of 12,167 fans watched game two of the NCAA Fayetteville Super Regional between Arkansas and Missouri State. The day before, 11,869 fans came through the turnstiles to watch game one, which still ranks second on the all-time actual crowds list. The Razorbacks completed the trifecta in game three of that series when Baum-Walker Stadium recorded its third straight day of 11,500+ fans inside as they witnessed the Hogs lock up their eighth trip to the College World Series.

Three years later, Arkansas nearly matched that fan support in the 2018 Fayetteville Super Regional against SEC-foe South Carolina. More than 11,000 fans entered the grounds to see the Razorbacks earn their ninth trip to Omaha. In total for the entire 2018 postseason, 89,852 fans packed Baum-Walker stadium throughout the two rounds, more than any other postseason site.

The Razorback faithful accomplished it again in 2019 after hosting nine games during the NCAA Regionals and Super Regionals during the NCAA Tournament, welcoming more fans than any other ballpark in the nation. Arkansas saw 93,868 fans pack the stadium during the two postseason rounds that showcased the Hogs advancing to their 10th College World Series in program history. The total was 4,000 more than attended last year's Regionals and Super Regionals.

Baum-Walker Stadium was one of eight ballparks in 2019 to host both postseason rounds and the only one to surpass 90,000 in total attendance. In the games featuring the Razorbacks, the average attendance was 10,845 - including 11,276 during Super Regionals. All three Super Regional crowds exceeded 11,000 and are some of the largest postseason paid attendances in stadium history.

Including the postseason, total attendance at Baum-Walker Stadium in 2019 climbed to 348,775, the third-highest total in the nation. On average, Arkansas accumulated 8,719 fans per game, fourth highest in the country. It was the 16th straight year that Arkansas ranked in the top five in the nation in attendance.

Arkansas reset the program record book in 2022, leading the country in both average and total attendance. Baum-Walker Stadium drew a record 10,376 fans per game, good for a program-best 363,153 total fans over 35 home dates. To punctuate the record year, 34,796 Razorback fans turned out for the three-game home series against Ole Miss, setting the stadium's new three-game series attendance record.

Baum-Walker Stadium is the culmination of a vision that was possible only through the dedication of former Arkansas head coach Norm DeBriyn, former University of Arkansas athletics director Frank Broyles and contributions by the families of Willard and Pat Walker and Charlie Baum.

While the efforts of DeBriyn and Broyles have been instrumental in maintaining a state-of-the-art home for Arkansas baseball since the original George Cole Field opened in 1975, it was the generosity of the Baum and Walker families that allowed Arkansas to abandon plans to renovate its former facility and replace it with a new standard in college baseball venues.

The support of the George Cole family has been an integral part of the program's growth since the former Razorback athlete, coach and athletic director donned the Cardinal and White many years ago.

"Without the support of the Charlie Baum, Willard Walker and George Cole families, this wouldn't have been possible," DeBriyn said when Baum Stadium opened. "It's an incredible facility and there is not one like it anywhere in the country. There is no way to describe the excitement our players and coaches have when they take the field."

Representatives of all three families attended the groundbreaking ceremony on Oct. 12, 1994. 18 months later, Arkansas' Matt Carnes delivered Baum Stadium's first pitch to Auburn's Russell Whittenburg, completing the dream. The Razorbacks defeated the Auburn Tigers, 9-2, in the stadium's inaugural contest.

Named for the late Razorback shortstop and athletics director, George Cole Field served as Arkansas' home field from 1975 until 1996. A native of Bauxite, Ark., Cole served as athletics director from July 1, 1970, until his retirement on July 1, 1973. A former All-SWC quarterback for the Razorback football team, Cole scored a then-school-record 85 points as a senior in 1927.

Cole began his administrative career at Arkansas as a football line coach in 1936 and became an assistant athletics director under the legendary John Barnhill in 1957.

When it opened in 1975, George Cole Field enabled the Razorbacks to leave the field at the Washington County Fairgrounds and move into an on-campus facility for the first time. With a capacity of 3,000, George Cole Field was located just north of John McDonnell Field. Setting the trend for Arkansas having the finest college baseball park in the nation, George Cole Field was one of the few with artificial turf.

Donations from former Razorbacks Tim Lollar, Johnny Ray and Kevin McReynolds and their agent, Tom Selakovich, provided for the installation of lights at George Cole Field in 1985. On March 22 of that season, the Hogs defeated Southwest Conference rival Texas, 5-4, in the first night baseball game on the Arkansas campus.

Later that season, George Cole Field played host to the Southwest Conference Tournament for the first time. Arkansas defeated Texas, 10-6, in the championship game to win its first conference tournament title. The SWC tournament came to Fayetteville again in 1988.

When the Razorbacks entered the Southeastern Conference in 1992, University of Arkansas officials recognized the need to improve the school's baseball facility. While plans originally called for the improvement of George Cole Field, generous donations from the Willard and Pat Walker and Charlie Baum families, along with former Razorback Tom Pagnozzi, enabled the Razorbacks to scrap the renovation plans and start from scratch with an entirely new state-of-the-art facility.

During its 21 seasons, George Cole Field was home to a number of future major-leaguers, including Pagnozzi, Ray, McReynolds, Lollar, Les Lancaster and Jeff King.

Although the original George Cole Field played host to its last game on March 31, 1995, the spirit endures in the official name of the Razorbacks' current facility: Baum-Walker Stadium at George Cole Field.



QUICK FACTS: BAUM-WALKER STADIUM AT GEORGE COLE FIELD

Architect: HOK Sport

Contractor: Kinco, Inc.

Capacity: 10,737

Chairback Seats: 8,237

Surface: Natural bermuda-hybrid grass (installed 2005)

Construction Cost: \$8.9 million (initial - 1996)

Parking: 1,100 spaces

Groundbreaking: Oct. 12, 1994

First Game: April 13, 1996 (Arkansas 9, Auburn 2)

Dedication: May 3, 1996 (Arkansas 9, Alabama 3)

Largest Crowd (Actual): June 6, 2015 - 12,167; Missouri St. 3, Arkansas 1

Field Dimensions (L-LC-C-RC-R): 320-375-400-365-312

Grandstand Canopy: Masted, cable-suspended

Dugouts: Built to MLB specifications with tunnel access to clubhouses

Batter's Eye: 40' x 80' wall behind center field

Bullpens: Allow field visibility

Concourse: Elevated, with unobstructed views of the playing field throughout from foul pole to foul pole

Restrooms: On first and third base side of grandstand, in clubhouses, luxury boxes and in press box

Concession Stands: Eight (full-service)

Hog Pen: Beyond left field fence with 12 picnic tables and 40 grills

Hog Heaven: 98 premium, outdoor seats on the press box level

Suites: 34 luxury suites on press level

Johnny Mike Walker Lounge: Located on press level, accessible to Hog Heaven ticket holders and Swatter's Club members

Press Box: Two seating rows and spacious work area

Press Level Booths: Two radio booths and a television booth

Sound System: Includes on-demand access to sound effects and music

Pitching Development Center: Workout area for pitching staff

Visitors Clubhouse: Direct access to dugout via tunnel

Umpire's Locker Room: Includes dressing, shower and restrooms

Offices: Spacious coaches' offices located in the Hunt Family Development Center overlooking the field

Training Room: Adjacent to visiting clubhouse

Equipment Room: Laundry facilities and storage adjacent to visiting clubhouse

Marketing Stand: Located behind home plate and on third base side of grandstand

Ticket Offices: Located in Razorback Foundation building down the left field line

Terrazzo Hog: A Baum-Walker Stadium trademark; located outside the main entrance

Scoreboard: One of the largest video boards in college baseball, the LED's display's dimensions are 25-feet tall by 71-feet wide and provide 1,775 square feet of digital space for live high-definition video, instant replays, up-to-the-minute statistics, and game information, graphics animations



BAUM-WALKER STADIUM RECORDS

13,472

SINGLE-GAME ATTENDANCE (2018)

10,376

SINGLE-SEASON AVERAGE (2022)

363,153

SINGLE-SEASON TICKETS (2022)

630

WINS AT BAUM-WALKER STADIUM

34,796

3-GAME SERIES ATTENDANCE (2022)

ARKANSAS YEAR-BY-YEAR RESULTS AT BAUM-WALKER STADIUM

1996 6-3 (.667)	1997 26-7 (.788)	1998 22-9 (.710)	1999 26-7 (.788)	2000 15-19 (.441)	2001 19-6 (.760)	2002 18-12 (.600)	2003 22-8 (.733)	2004 31-8 (.795)	2005 19-9 (.679)
2006 21-8 (.724)	2007 23-10 (.697)	2008 24-9 (.727)	2009 21-12 (.636)	2010 29-9 (.763)	2011 24-7 (.774)	2012 28-8 (.778)	2013 24-9 (.727)	2014 25-10 (.714)	2015 23-12 (.657)
2016 19-14 (.576)	2017 29-8 (.784)	2018 34-4 (.895)	2019 33-7 (.825)	2020 11-2 (.846)	2021 30-8 (.790)	2022 28-7 (.800)			

Top 20 All-Time Crowds (tickets sold/distributed)

1.	USC	13,472	March 3, 2018
2.	Mississippi State	12,589	April 25, 2015
3.	South Alabama	12,006	March 7, 2020
4.	LSU	11,827	April 8, 2017
5.	Tennessee	11,787	April 26, 2019
6.	Vanderbilt	11,772	May 13, 2022
7.	Vanderbilt	11,761	May 14, 2022
8.	Auburn	11,742	April 26, 2014
9.	Ole Miss	11,736	April 30, 2022
10.	LSU	11,714	May 10, 2019
11.	Ole Miss	11,651	April 29, 2022
12.	Tennessee	11,594	April 27, 2019
13.	Mississippi State	11,548	April 1, 2022
14.	Mississippi State	11,522	April 2, 2022
15.	LSU	11,462	April 9, 2011
16.	Arizona State	11,434	April 8, 2009
17.	Mississippi State	11,415	April 3, 2022
18.	Ole Miss	11,409	May 1, 2022
19.	Ole Miss*	11,383	June 9, 2019
20.	Ole Miss*	11,350	June 8, 2019

* - NCAA Super Regional
^ - NCAA Regional

Top 20 All-Time Crowds (actual)

1.	Missouri State*	12,167	June 6, 2015
2.	Missouri State*	11,869	June 5, 2015
3.	South Carolina*	11,722	June 9, 2018
4.	Missouri State*	11,694	June 7, 2015
5.	South Carolina*	11,481	June 10, 2018
6.	South Carolina*	11,217	June 11, 2018
7.	LSU	11,103	April 9, 2011
8.	Arizona State	11,014	April 8, 2009
9.	Oral Roberts^	11,088	June 2, 2017
10.	LSU	10,987	April 8, 2017
11.	Mississippi State	10,837	April 25, 2015
12.	Mississippi State	10,784	April 16, 2011
13.	USC	10,732	March 3, 2018
14.	LSU	10,581	May 5, 2007
15.	Texas A&M	10,477	April 20, 2013
16.	Missouri State^	10,369	June 3, 2017
17.	Missouri State^	10,273	June 5, 2017
18.	Central Michigan	10,219	Feb. 20, 2016
19.	Auburn	10,217	April 26, 2014
20.	Southern Miss^	10,213	June 2, 2018

* - NCAA Super Regional
^ - NCAA Regional

2022 NCAA ATTENDANCE LEADERS

Team	Average Home Attendance		Games
	Average	Total	
1. Arkansas	10,376	363,153	35
2. LSU	10,365	362,759	35
3. Mississippi State	10,289	318,971	31
4. Ole Miss	9,998	309,949	31
5. Texas	6,918	235,220	34
6. South Carolina	6,522	215,212	33
7. Texas A&M	5,873	199,691	34
8. Oklahoma State	5,580	178,566	32
9. Florida	5,263	189,461	36
10. Nebraska	5,028	120,661	24
11. Southern Miss	4,765	176,311	37
12. Florida State	4,531	140,464	31
13. Clemson	4,251	140,283	33
14. Tennessee	4,230	177,657	42
15. Louisiana	4,120	111,228	27
16. TCU	4,111	102,774	25
17. Texas Tech	4,015	92,346	23
18. East Carolina	3,710	137,252	37
19. Oregon State	3,679	125,100	34
20. Vanderbilt	3,649	120,418	33



FOWLER FAMILY TRAINING CENTER


The facility provides approximately 52,000 square feet of climate-controlled practice space, including a full-size practice infield, throwing area, batting areas and ancillary team spaces.

Thanks in part to the generous \$2.5 million gift provided by the Wallace and Jama Fowler family, the University of Arkansas completed a brand new worldclass indoor training facility for baseball and track in the summer of 2015.

Dedicated on Sept. 20, 2014, as the Fowler Family Baseball and Track Training Center, the facility provides approximately 52,000 square feet of climate-controlled practice space, including a full size practice infield, throwing area, batting areas and ancillary team spaces.

The facility includes four batting cages with a drop down and raise up netting system that allows for baseball training and available surface space. The practice infield is suitable for live hitting with nets ensuring safe activity and observation outside the infield space and protective measures toward the facility structure.

The Fowler Family's gift marked substantial progress toward meeting the fundraising goal for the project. The fundraising goal for the facility was funded by a combination of capital gifts, athletic revenues and proceeds from a bond issue. The total project cost was \$9.1 million.





HUNT FAMILY DEVELOPMENT CENTER


The one-of-a-kind facility features an expanded locker room, team meeting space, strength & conditioning center, training room, nutrition center and a state-of-the-art player development lab.

The J.B. and Johnelle Hunt Family Baseball Development Center is a 49,000-square foot baseball performance facility, providing student-athletes with an improved and expanded locker room, team meeting room, strength and conditioning center, training room, nutrition center, pitching and development lab and an in-venue batting tunnel.

The one-of-a-kind facility sits in the right-field corner of Baum-Walker Stadium, connecting it with the west concourse and providing new premium seating areas for games. It also includes a tunnel to connect the facility with the first-base dugout. The Norm DeBrynn Champions Lobby features numerous historical displays and interactive content showcasing the history of Razorback baseball.

The Van Horn Hog, named in honor of legendary Arkansas Razorback head baseball coach Dave Van Horn, is symbolic of the indomitable fighting spirit of the wild Razorback. The Razorback baseball program is nationally recognized as a skilled and spirited group possessing a fiery determination to prevail. The Van Horn Hog, donated by the Waldrip family, is dedicated to the legions of fans across Arkansas and the nation who share that same unwavering, fighting Razorback spirit.

The \$27 million J.B. and Johnelle Hunt Family Baseball Development Center was funded entirely by athletic revenues, gifts and bond proceeds from a bond issue. No university funds, state funds or student fees were required to complete the project. The facility was approved for construction in June 2019 by the University of Arkansas Board of Trustees.





|| 2022 SEASON REVIEW

2022 RECORD: 46-21 • **HOME:** 28-7 • **AWAY:** 11-9 • **NEUTRAL:** 7-5 • **SEC:** 18-12 • **NCAA TOURNAMENT:** College World Series

			Arkansas		Opponent						
Game date	Opponent	Score	R-H-E	R-H-E	Innings	Overall	SEC	Pitcher of record	Attendance	Time	
Feb. 18	Illinois State	L, 3-2	2-4-0	3-7-0	9	0-1-0	0-0-0	Ramage (L, 0-1)	10,116	3:00	
Feb. 19	Illinois State	W, 5-1	5-8-0	1-9-1	9	1-1-0	0-0-0	Smith (W, 1-0)	10,906	2:48	
Feb. 20	Illinois State	W, 4-2	4-12-1	2-7-1	9	2-1-0	0-0-0	Wiggins (W, 1-0)	10,434	3:00	
Feb. 25	vs. Indiana ^	W, 5-2	5-9-1	2-6-1	9	3-1-0	0-0-0	Noland (W, 1-0)	1,973	3:02	
Feb. 27	vs. #6 Stanford ^	L, 5-0	0-3-2	5-13-1	9	3-2-0	0-0-0	Smith (L, 1-1)	3,453	3:32	
Feb. 27	vs. Louisiana ^	W, 6-4	6-6-1	4-3-2	9	4-2-0	0-0-0	Vermillion (W, 1-0)	2,037	3:29	
March 2	Omaha	W, 15-3	15-15-0	3-10-5	9	5-2-0	0-0-0	Taylor (W, 1-0)	10,326	4:02	
March 4	Southeastern	L, 7-3	3-8-0	7-9-1	9	5-3-0	0-0-0	Noland (L, 1-1)	9,273	3:12	
March 5	Southeastern-1	W, 4-2	4-5-0	2-3-1	9	6-3-0	0-0-0	Smith (W, 2-1)	10,321	2:33	
March 5	Southeastern-2	W, 11-1	11-14-0	1-3-0	8	7-3-0	0-0-0	Wiggins (W, 2-0)	10,444	2:41	
March 10	UIC-1	W, 12-4	12-13-0	4-4-1	9	8-3-0	0-0-0	Noland (W, 2-1)	10,420	2:55	
March 10	UIC-2	W, 5-4	5-6-1	4-6-1	9	9-3-0	0-0-0	Tygart (W, 1-0)	10,599	3:17	
March 12	UIC	W, 10-1	10-13-0	1-4-1	9	10-3-0	0-0-0	Smith (W, 3-1)	10,221	3:06	
March 13	UIC	W, 10-8	10-13-2	8-7-1	9	11-3-0	0-0-0	Adamiak (W, 1-0)	10,101	3:29	
March 15	Grambling	W, 14-1	14-8-0	1-2-4	8	12-3-0	0-0-0	Adamiak (W, 2-0)	9,381	2:55	
March 16	Grambling	W, 13-3	13-14-1	3-11-4	8	13-3-0	0-0-0	Morris (W, 1-0)	9,496	3:28	
March 18	Kentucky *	W, 6-2	6-9-0	2-8-3	9	14-3-0	1-0-0	Noland (W, 3-1)	9,993	3:12	
March 19	Kentucky *	W, 9-3	9-8-0	3-5-1	9	15-3-0	2-0-0	Smith (W, 4-1)	10,300	2:48	
March 20	Kentucky *	W, 3-1	3-6-0	1-7-3	9	16-3-0	3-0-0	Wiggins (W, 3-0)	10,317	2:53	
March 25	at Mizzou *	W, 7-5	7-12-1	5-15-1	9	17-3-0	4-0-0	Vermillion (W, 2-0)	852	3:47	
March 26	at Mizzou *	L, 7-5	5-6-1	7-10-2	9	17-4-0	4-1-0	Trest (L, 0-1)	907	3:18	
March 27	at Mizzou *	W, 6-4	6-8-0	4-4-2	9	18-4-0	5-1-0	Wiggins (W, 4-0)	1,127	2:58	
March 29	Little Rock	W, 16-8	16-15-1	8-12-3	9	19-4-0	5-1-0	Taylor (W, 2-0)	9,502	3:52	
April 1	Mississippi State *	W, 8-1	8-8-0	1-4-3	9	20-4-0	6-1-0	Noland (W, 4-1)	11,548	2:48	
April 2	Mississippi State *	W, 12-5	12-8-2	5-5-0	9	21-4-0	7-1-0	Smith (W, 5-1)	11,522	2:43	
April 3	Mississippi State *	L, 5-3	3-8-0	5-9-0	12	21-5-0	7-2-0	Ramage (L, 0-2)	11,415	3:56	
April 5	UCA	W, 21-9	21-19-1	9-13-2	9	22-5-0	7-2-0	Morris (W, 2-0)	9,614	4:02	
April 7	at Florida *	W, 8-1	8-12-0	1-3-1	9	23-5-0	8-2-0	Noland (W, 5-1)	4,643	2:59	
April 8	at Florida *	L, 7-2	2-10-1	7-9-2	9	23-6-0	8-3-0	Smith (L, 5-2)	5,795	2:40	
April 9	at Florida *	L, 9-7	7-8-1	9-13-1	9	23-7-0	8-4-0	Tygart (L, 1-1)	5,806	3:12	
April 12	UAPB-1	W, 15-0	15-15-0	0-1-1	7	24-7-0	8-4-0	Ramage (W, 1-2)	8,959	2:19	
April 12	UAPB-2	W, 6-0	6-6-0	0-3-2	7	25-7-0	8-4-0	McEntire (W, 1-0)	8,973	2:09	
April 14	#15 LSU *	W, 5-4	5-9-1	4-7-1	9	26-7-0	9-4-0	Taylor (W, 3-0)	10,270	3:39	
April 15	#15 LSU *	W, 4-0	4-8-0	0-3-0	9	27-7-0	10-4-0	Smith (W, 6-2)	10,811	2:40	
April 16	#15 LSU *	W, 6-2	6-6-0	2-11-1	9	28-7-0	11-4-0	Wiggins (W, 5-0)	11,049	3:04	
April 19	Arkansas State	W, 10-1	10-9-1	1-4-0	9	29-7-0	11-4-0	Ramage (W, 2-2)	9,286	3:28	
April 20	Arkansas State	W, 10-3	10-14-0	3-5-1	9	30-7-0	11-4-0	Tole (W, 1-0)	9,002	3:18	
April 22	at Texas A&M *	L, 2-1	1-5-1	2-2-0	9	30-8-0	11-5-0	Noland (L, 5-2)	6,972	2:58	
April 23	at Texas A&M *	W, 3-1	3-8-1	1-7-1	9	31-8-0	12-5-0	Morris (W, 3-0)	7,012	3:44	
April 24	at Texas A&M *	L, 11-10	10-14-3	11-15-0	9	31-9-0	12-6-0	Wiggins (L, 5-1)	6,016	3:54	
April 26	vs. UCA @	W, 2-1	2-7-0	1-3-1	10	32-9-0	12-6-0	Tole (W, 2-0)	10,333	3:06	
April 29	Ole Miss *	L, 4-2	2-8-0	4-11-1	9	32-10-0	12-7-0	Noland (L, 5-3)	11,651	2:27	
April 30	Ole Miss *	W, 6-3	6-7-0	3-8-1	9	33-10-0	13-7-0	Tygart (W, 2-1)	11,736	3:13	
May 1	Ole Miss *	W, 4-3	4-10-1	3-5-0	9	34-10-0	14-7-0	Morris (W, 4-0)	11,409	3:00	
May 3	Missouri State	L, 6-4	4-4-0	6-8-3	9	34-11-0	14-7-0	McEntire (L, 1-1)	9,419	2:54	
May 6	at #18 Auburn *	W, 11-8	11-13-2	8-11-2	9	35-11-0	15-7-0	Taylor (W, 4-0)	3,738	3:28	
May 7	at #18 Auburn *	L, 5-3	3-3-1	5-6-0	9	35-12-0	15-8-0	Tygart (L, 2-2)	3,875	3:29	
May 8	at #18 Auburn *	W, 7-4	7-13-3	4-7-1	9	36-12-0	16-8-0	Wiggins (W, 6-1)	3,515	3:26	
May 13	#24 Vanderbilt *	L, 9-6	6-8-0	9-10-2	10	36-13-0	16-9-0	Tygart (L, 2-3)	11,772	3:42	
May 14	#24 Vanderbilt *	W, 11-6	11-5-0	6-8-1	9	37-13-0	17-9-0	Morris (W, 5-0)	11,761	3:18	
May 15	#24 Vanderbilt *	L, 5-0	0-2-1	5-7-0	7	37-14-0	17-10-0	Wiggins (L, 6-2)	10,806	2:23	
May 19	at Alabama *	W, 7-3	7-8-0	3-10-1	9	38-14-0	18-10-0	Taylor (W, 5-0)	2,966	3:16	
May 20	at Alabama *	L, 8-6	6-11-1	8-11-0	9	38-15-0	18-11-0	Noland (L, 5-4)	3,257	3:05	
May 21	at Alabama *	L, 18-5	5-11-2	18-11-0	9	38-16-0	18-12-0	Wiggins (L, 6-3)	3,109	3:23	
May 25	vs. Alabama \$	L, 4-3	3-5-2	4-4-0	9	38-17-0	18-12-0	McEntire (L, 1-2)	8,251	2:59	
May 27	vs. Florida \$	L, 7-5	5-6-1	7-10-1	9	38-18-0	18-12-0	Noland (L, 5-5)	5,743	3:06	
June 3	vs. Grand Canyon !	W, 7-1	7-9-0	1-8-1	9	39-18-0	18-12-0	Noland (W, 6-5)	5,448	3:02	
June 4	at #6 Oklahoma State !	W, 20-12	20-16-1	12-13-1	9	40-18-0	18-12-0	Tygart (W, 3-3)	5,993	4:53	
June 5	at #6 Oklahoma State !	L, 14-10	10-14-2	14-15-4	10	40-19-0	18-12-0	Tygart (L, 3-4)	5,735	4:40	
June 6	at #6 Oklahoma State !	W, 7-3	7-8-0	3-9-1	9	41-19-0	18-12-0	Ramage (W, 3-2)	7,048	4:03	
June 11	at #11 North Carolina +	W, 4-1	4-9-0	1-8-0	9	42-19-0	18-12-0	Noland (W, 7-5)	3,794	2:54	
June 12	at #11 North Carolina +	W, 4-3	4-12-0	3-7-0	9	43-19-0	18-12-0	Morris (W, 6-0)	3,831	3:09	
June 18	vs. #2 Stanford %	W, 17-2	17-21-0	2-7-0	9	44-19-0	18-12-0	Noland (W, 8-5)	24,337	3:30	
June 20	vs. Ole Miss %	L, 13-5	5-8-1	13-13-1	9	44-20-0	18-12-0	Morris (L, 6-1)	25,246	3:41	
June 21	vs. #25 Auburn %	W, 11-1	11-16-1	1-4-1	9	45-20-0	18-12-0	McEntire (W, 2-2)	24,636	3:30	
June 22	vs. Ole Miss %	W, 3-2	3-8-0	2-5-0	9	46-20-0	18-12-0	Smith (W, 7-2)	25,401	3:05	
June 23	vs. Ole Miss %	L, 2-0	0-4-0	2-7-1	9	46-21-0	18-12-0	Noland (L, 8-6)	20,434	2:06	

* SEC opponent | ^ Karbach Round Rock Classic (Dell Diamond in Round Rock, Texas) | @ Game played at Dickey-Stephens Park in North Little Rock, Ark.

\$ SEC Tournament (The Hoover Met in Hoover, Ala.) | ! NCAA Stillwater Regional (O'Brate Stadium in Stillwater, Okla.)

+ NCAA Chapel Hill Super Regional (Boshamer Stadium in Chapel Hill, N.C.) | % College World Series (Charles Schwab Field Omaha in Omaha, Neb.)

Team Batting

At-bats:	47	vs. #2 Stanford (June 18 at Omaha, Neb.)
Runs scored:	21	vs. UCA (April 5)
Hits:	21	vs. #2 Stanford (June 18 at Omaha, Neb.)
RBI:	20	vs. UCA (April 5)
Doubles:	6	vs. Arkansas State (April 20)
Triples:	3	vs. UCA (April 5)
Home runs:	7	vs. UCA (April 5)
	7	at #6 Oklahoma State (June 4)
Total bases:	50	vs. UCA (April 5)
Walks:	11	vs. Grambling (March 16)
	11	vs. Mississippi State (April 1)
Strikeouts:	15	vs. #6 Stanford (Feb. 27 at Round Rock, Texas)
Sac hits:	4	vs. Mississippi State (April 3)
Sac flies:	2	vs. UIC (March 13)
	2	vs. Grambling (March 15)
Stolen bases:	5	vs. UAPB (April 12)
Hit by pitch:	7	at #6 Oklahoma State (June 4)
Caught stealing:	2	at #19 Auburn (May 6)
Runners LOB:	16	vs. Grambling (March 16)
Hit into DP:	2	(11 times)

Fielding

Putouts:	36	vs. Mississippi State (April 3)
Assists:	18	vs. UCA (April 26 at North Little Rock, Ark.)
Errors:	3	at Texas A&M (April 24)
	3	at #19 Auburn (May 8)
Passed Balls:	2	vs. Indiana (Feb. 25 at Round Rock, Texas)
	2	vs. Little Rock (March 29)
DPs turned:	4	vs. #6 Stanford (Feb. 27 at Round Rock, Texas)

Pitching

Innings pitched:	12.0	vs. Mississippi State (April 3)
Runs allowed:	18	at Alabama (May 21)
Earned runs:	16	at Alabama (May 21)
Walks allowed:	11	at Alabama (May 21)
	11	at #6 Oklahoma State (June 4)
Strikeouts:	17	at Mizzou (March 25)
Hits allowed:	15	at Mizzou (March 25)
	15	at Texas A&M (April 24)
	15	at #6 Oklahoma State (June 5)
Doubles allowed:	4	vs. Little Rock (March 29)
	4	at #6 Oklahoma State (June 4)
Triples allowed:	1	vs. Indiana (Feb. 25 at Round Rock, Texas)
	1	vs. Mississippi State (April 2)
Homers allowed:	4	at #6 Oklahoma State (June 5)
Wild pitches:	4	at Mizzou (March 26)
	4	vs. Missouri State (May 3)
	4	at Alabama (May 21)
Hit batters:	5	vs. Southeastern (March 4)

Individual Batting

At-bats:	6	(20 times)
Runs scored:	4	Dylan Leach vs. UCA (April 5)
	4	Peyton Stovall vs. UCA (April 5)
	4	Robert Moore at #6 Oklahoma State (June 4)
Hits:	5	Dylan Leach vs. UCA (April 5)
	5	Peyton Stovall vs. #25 Auburn (June 21 at Omaha, Neb.)
RBI:	6	Cayden Wallace vs. UIC (March 13)
	6	Brady Slavens vs. UAPB (April 12)
Doubles:	2	(12 times)
Triples:	1	(11 times)
Home runs:	2	(9 times)
Total bases:	14	Dylan Leach vs. UCA (April 5)
Walks:	4	Braydon Webb vs. Mississippi State (April 1)
Strikeouts:	4	Brady Slavens vs. #6 Stanford (Feb. 27 at Round Rock, Texas)
	4	Peyton Stovall vs. Mississippi State (April 3)
	4	Cayden Wallace at Texas A&M (April 23)
Sac hits:	2	Zack Gregory vs. Mississippi State (April 3)
Sac flies:	1	(24 times)
Stolen bases:	2	Braydon Webb vs. Little Rock (March 27)
	2	Cayden Wallace vs. UCA (April 5)
Hit by pitch:	2	(5 times)
Caught stealing:	1	(10 times)
Runners LOB:	6	Jalen Battles vs. Southeastern (March 5)
	6	Robert Moore at #19 Auburn (May 8)

Fielding

Putouts:	17	Michael Turner at Mizzou (March 25)
	17	vs. UCA (April 26 at North Little Rock, Ark.)
Assists:	8	Robert Moore vs. UCA (April 26 at North Little Rock, Ark.)
Errors:	2	(4 times)
Passed balls:	2	Michael Turner vs. Indiana (Feb. 25 at Round Rock, Texas)
	2	Dylan Leach vs. Little Rock (March 29)

Pitching

Innings pitched:	8.0	Connor Noland vs. Ole Miss (April 29)
	8.0	Connor Noland vs. Ole Miss (June 23 at Omaha, Neb.)
Runs allowed:	7	Hagen Smith at Florida (April 8)
	7	Jaxon Wiggins at Florida (April 9)
Earned runs:	7	Jaxon Wiggins at Florida (April 9)
Walks allowed:	5	Hagen Smith at Texas A&M (April 23)
Strikeouts:	11	Connor Noland vs. UIC (March 10)
Hits allowed:	11	Connor Noland vs. Ole Miss (April 29)
Doubles allowed:	3	Connor Noland vs. UIC (March 10)
	3	Connor Noland vs. Ole Miss (April 29)
Triples allowed:	1	Connor Noland vs. Indiana (Feb. 25 at Round Rock, Texas)
	1	Hagen Smith vs. Mississippi State (April 2)
Homers allowed:	2	(9 times)
Wild pitches:	3	Kole Ramage at Mizzou (March 26)
Hit batters:	2	(8 times)



Cayden Wallace started all 67 games at third base in 2022, slashing .298/.387/.553 with a team-best 16 home runs and 60 RBI. Wallace, who led the Razorbacks in nearly every major offensive category, was selected by the Kansas City Royals in the second round of the 2022 MLB Draft.



Connor Noland emerged as the Razorbacks' ace in 2022, posting an 8-6 record with a 3.65 ERA and 113 strikeouts in 116.0 innings. Noland, who earned All-SEC recognition for his defensive prowess, was selected by the Chicago Cubs in the ninth round of the 2022 MLB Draft.

2022 RECORD: 46-21 • HOME: 28-7 • AWAY: 11-9 • NEUTRAL: 7-5 • SEC: 18-12 • NCAA TOURNAMENT: College World Series

Hitting (Hitting minimums - 1 Games, 70% of Games)

#	Player	AVG	GP-GS	AB	R	H	2B	3B	HR	RBI	TB	SLG%	BB	HBP	SO	GDP	OB%	SF	SH	SB-ATT	PO	A	E	FLD%
18	Chris Lanzilli	.326	59-59	224	39	73	9	0	11	40	115	.513	26	12	51	3	.424	0	2	3-5	82	3	1	.988
12	Michael Turner	.323	64-63	257	40	83	17	1	9	53	129	.502	27	3	49	10	.388	4	0	1-1	538	47	3	.995
7	Cayden Wallace	.298	67-67	275	62	82	20	1	16	60	152	.553	38	5	56	3	.387	5	0	12-13	29	110	11	.927
10	Peyton Stovall	.295	52-51	200	40	59	8	0	6	31	85	.425	19	6	39	1	.373	0	1	1-1	413	26	2	.995
2	Jalen Battles	.289	66-66	246	51	71	15	1	10	45	118	.480	30	1	57	4	.364	3	1	2-2	87	179	8	.971
24	Braydon Webb	.283	62-58	212	60	60	8	1	15	42	115	.542	42	7	55	6	.418	0	2	11-12	122	0	1	.992
17	Brady Slavens	.255	63-62	239	35	61	10	3	16	58	125	.523	30	1	66	6	.332	7	0	2-3	91	5	3	.970
1	Robert Moore	.232	65-65	241	48	56	19	2	8	44	103	.427	42	13	46	5	.374	1	3	5-7	93	169	2	.992
3	Zack Gregory	.212	56-53	146	42	31	7	0	5	18	53	.363	35	16	62	1	.414	1	9	6-6	86	2	3	.967
9	Drake Varnado	.235	15-3	17	6	4	1	0	0	4	5	.294	4	1	7	0	.391	1	0	1-2	1	1	0	1.000
8	Jace Bohrofen	.228	32-24	92	17	21	8	1	3	17	40	.435	10	5	22	1	.333	1	0	0-2	32	3	0	1.000
15	Dylan Leach	.224	24-16	58	16	13	3	1	4	16	30	.517	5	1	16	1	.297	0	0	4-4	149	18	2	.988
44	Max Soliz Jr.	.222	5-1	9	2	2	1	0	0	1	3	.333	1	0	4	0	.300	0	0	0-0	2	0	0	1.000
5	Kendall Diggs	.197	27-15	61	14	12	1	0	3	14	22	.361	16	1	16	0	.367	1	0	1-1	25	1	0	1.000
Totals		.276	67	2277	472	628	127	11	106	443	1095	.481	325	72	546	41	.380	24	18	49-59	1773	629	43	.982
Opponents		.231	67	2186	290	505	89	2	60	268	778	.356	285	63	674	52	.335	15	18	49-68	1716	559	80	.966

LOB - Team (529), Opp (505). DPs turned - Team (60), Opp (47). CI - Team (1), Turner 1, Opp (1). IBB - Team (13), Wallace 6, Turner 3, Moore 2, Battles 2, Opp (3). Picked off - Wallace 1, Slavens 1, Gregory 1.

Pitching (Pitching minimums - 1 Games, 40 IP, 4 Decisions, 0.9 IP/Game)

#	Player	ERA	W-L	APP	GS	CG	SHO	CBO	SV	IP	H	R	ER	BB	SO	2B	3B	HR	B/Avg	WP	HBP	BK	SFA	SHA
13	Connor Noland	3.65	8-6	20	19	0	0	0	0	116.0	109	51	47	34	113	15	1	7	.250	2	8	1	1	3
33	Hagen Smith	4.66	7-2	20	15	0	0	1	2	77.1	66	41	40	46	90	8	1	13	.232	5	9	0	5	2
22	Jaxon Wiggins	6.55	6-3	17	15	0	0	0	0	66.0	65	51	48	43	82	10	0	11	.253	12	7	2	1	3
58	Evan Gray	0.00	0-0	3	0	0	0	0	0	1.2	0	0	0	1	3	0	0	0	.000	0	0	0	0	0
37	Jake Faherty	0.00	0-0	1	0	0	0	0	0	0.1	0	0	0	1	1	0	0	0	.000	0	1	0	0	0
59	Issac Bracken	1.59	0-0	5	0	0	0	1	0	5.2	3	1	1	3	7	1	0	0	.167	0	2	0	1	0
32	Zack Morris	2.31	6-1	22	2	0	0	1	1	35.0	29	10	9	19	26	4	0	2	.230	4	3	0	3	2
88	Zebulon Vermillion	2.39	2-0	24	0	0	0	1	2	26.1	22	7	7	10	28	4	0	2	.220	0	1	1	1	0
41	Will McEntire	2.59	2-2	12	8	0	0	1	1	48.2	34	15	14	23	49	4	0	4	.198	2	0	0	0	1
34	Nick Griffin	2.70	0-0	7	0	0	0	1	0	6.2	4	2	2	11	11	1	0	0	.190	3	2	0	0	0
29	Austin Ledbetter	2.84	0-0	7	2	0	0	0	0	12.2	10	4	4	1	12	1	0	2	.227	2	2	0	0	0
39	Evan Taylor	3.65	5-0	33	0	0	0	1	2	44.1	28	22	18	16	54	9	0	7	.179	1	7	0	1	3
48	Heston Tole	3.77	2-0	10	0	0	0	0	1	14.1	20	7	6	3	20	4	0	2	.339	3	0	0	0	1
20	Elijah Trest	3.77	0-1	13	0	0	0	1	0	14.1	6	7	6	12	17	3	0	0	.125	1	3	0	0	0
25	Brady Tygart	3.82	3-4	24	0	0	0	0	8	37.2	28	17	16	21	51	3	0	3	.212	1	9	0	1	3
38	Mark Adamiak	3.95	2-0	9	3	0	0	1	0	13.2	14	6	6	8	18	4	0	0	.264	0	0	1	0	0
55	Gabriel Starks	4.63	0-0	12	0	0	0	1	0	11.2	9	8	6	10	18	2	0	0	.205	3	2	0	0	0
28	Kole Ramage	4.80	3-2	31	2	0	0	1	3	50.2	44	30	27	19	61	13	0	5	.226	9	5	1	0	0
43	Miller Pleimann	7.71	0-0	6	1	0	0	0	0	7.0	12	7	6	1	12	3	0	1	.387	1	1	0	1	0
27	Nick Moten	36.00	0-0	2	0	0	0	0	0	1.0	2	4	4	3	1	0	0	1	.500	1	1	1	0	0
Totals		4.07	46-21	67	67	0	3	3	20	591.0	505	290	267	285	674	89	2	60	.231	50	63	7	15	18
Opponents		6.67	21-46	67	67	2	3	1	10	572.0	628	472	424	325	546	127	11	106	.276	48	72	5	24	18

PB - Team (13), Turner 7, Leach 6, Opp (8). Pickoffs - Team (6), Taylor 1, Adamiak 1, Wiggins 1, Turner 1, Noland 1, Smith 1, Opp (3). SBA/ATT - Turner (37-50), Leach (12-16), Noland (10-14), Wiggins (10-12), Smith (5-7), Tole (5-7), Ledbetter (3-5), Taylor (4-5), Vermillion (4-4), Griffin (0-2), Trest (1-2), McEntire (1-2), Ramage (2-2), Tygart (1-2), Starks (1-1), Morris (1-1), Adamiak (0-1), Pleimann (1-1).

Fielding													Fielding												
#	Player	C	PO	A	E	FLD%	DP	SBA	CSB	SBA%	PB	CI	#	Player	C	PO	A	E	FLD%	DP	SBA	CSB	SBA%	PB	CI
8	Jace Bohrofen	35	32	3	0	1.000	1	0	0	---	0	0	12	Michael Turner	588	538	47	3	.995	4	37	13	.740	7	1
5	Kendall Diggs	26	25	1	0	1.000	6	0	0	---	0	0	1	Robert Moore	264	93	169	2	.992	46	0	0	---	0	0
13	Connor Noland	22	5	17	0	1.000	0	10	4	.714	0	0	24	Braydon Webb	123	122	0	1	.992	0	0	0	---	0	0
33	Hagen Smith	12	3	9	0	1.000	0	5	2	.714	0	0	18	Chris Lanzilli	86	82	3	1	.988	1	0	0	---	0	0
28	Kole Ramage	8	4	4	0	1.000	0	2	0	1.000	0	0	15	Dylan Leach	169	149	18	2	.988	2	12	4	.750	6	0
41	Will McEntire	6	2	4	0	1.000	0	1	1	.500	0	0	2	Jalen Battles	274	87	179	8	.971	40	0	0	---	0	0
34	Nick Griffin	3	0	3	0	1.000	1	0	2	.000	0	0	17	Brady Slavens	99	91	5	3	.970	10	0	0	---	0	0
38	Mark Adamiak	3	1	2	0	1.000	0	0	1	.000	0	0	3	Zack Gregory	91	86	2	3	.967	0	0	0	---	0	0
29	Austin Ledbetter	3	1	2	0	1.000	0	3	2	.600	0	0	7	Cayden Wallace	150	29	110	11	.927	10	0	0	---	0	0
55	Gabriel Starks	3	2	1	0	1.000	1	1	0	1.000	0	0	39	Evan Taylor	13	1	10	2	.846	0	4	1	.800	0	0
88	Zebulon Vermillion	2	1	1	0	1.000	0	4	0	1.000	0	0	22	Jaxon Wiggins	6	0	5	1	.833	0	10	2	.833	0	0
20	Elijah Trest	2	2	0	0	1.000	0	1	1	.500	0	0	32	Zack Morris	3	0	2	1	.667	0	1	0	1.000	0	0
9	Drake Varnado	2	1	1	0	1.000	0	0	0	---	0	0	25	Brady Tygart	6	0	3	3	.500	0	1	1	.500	0	0
44	Max Soliz Jr.	2	2	0	0	1.000	0	0	0	---	0	0	59	Issac Bracken	0	0	0	0	.000	0	0	0	---	0	0
43	Miller Pleimann	2	0	2	0	1.000	0	1	0	1.000	0	0	37	Jake Faherty	0	0	0	0	.000	0	0	0	---	0	0
27	Nick Moten	1	1	0	0	1.000	0	0	0	---	0	0	48	Heston Tole	0	0	0	0	.000	0	5	2	.714	0	0
10	Peyton Stovall	441	413	26	2	.995	39	0	0	---	0	0	58	Evan Gray	0	0	0	0	.000	0	0	0	---	0	0



|| GAME-BY-GAME HITTING

2022 RECORD: 46-21 • **HOME:** 28-7 • **AWAY:** 11-9 • **NEUTRAL:** 7-5 • **SEC:** 18-12 • **NCAA TOURNAMENT:** College World Series

Date	Opponent	AB	R	H	RBI	2B	3B	HR	BB	IBB	SB	CS	HBP	SAC	SF	GDP	K	PO	A	E	Avg
Feb. 18	Illinois State	31	2	4	2	0	0	2	2	0	0	0	2	0	0	0	9	27	15	0	.129
Feb. 19	Illinois State	32	5	8	5	4	0	1	4	0	0	0	1	0	0	0	4	27	9	0	.190
Feb. 20	Illinois State	34	4	12	4	4	1	0	5	1	0	0	0	0	0	1	8	27	12	1	.247
Feb. 25	vs. Indiana	37	5	9	4	3	1	0	4	0	1	0	1	0	0	0	6	27	9	1	.246
Feb. 27	vs. #6 Stanford	29	0	3	0	0	0	0	6	0	0	0	0	0	0	0	15	27	13	2	.221
Feb. 27	vs. Louisiana	34	6	6	5	2	0	1	8	0	2	0	0	0	0	1	13	27	10	1	.213
March 2	Omaha	39	15	15	13	4	0	3	9	0	0	0	1	0	1	1	8	27	9	0	.242
March 4	Southeastern	32	3	8	3	3	0	0	4	0	0	0	0	0	1	1	8	27	13	0	.243
March 5	Southeastern-1	28	4	5	4	1	0	1	5	0	0	1	2	0	0	0	7	27	8	0	.236
March 5	Southeastern-2	35	11	14	10	3	1	0	5	0	0	1	1	0	0	0	7	24	14	0	.254
March 10	UIC-1	35	12	13	12	1	0	3	1	0	1	0	1	1	0	0	9	27	11	0	.265
March 10	UIC-2	28	5	6	4	2	0	0	10	0	0	0	2	0	0	2	3	27	17	1	.261
March 12	UIC	37	10	13	10	2	0	4	5	0	1	0	0	0	0	1	5	27	5	0	.269
March 13	UIC	36	10	13	10	3	0	2	2	0	0	0	0	0	2	0	4	27	8	2	.276
March 15	Grambling	31	14	8	13	1	0	2	10	0	1	0	1	0	2	0	5	24	8	0	.275
March 16	Grambling	38	13	14	10	3	0	0	11	1	3	0	2	0	1	0	10	24	10	1	.282
March 18	Kentucky	34	6	9	6	2	0	1	3	0	2	0	1	0	1	1	14	27	11	0	.281
March 19	Kentucky	32	9	8	9	2	0	2	6	1	0	0	1	0	1	0	9	27	9	0	.279
March 20	Kentucky	29	3	6	3	0	0	1	5	1	2	0	1	0	0	0	9	27	1	0	.276
March 25	at Mizzou	37	7	12	7	1	0	1	3	0	1	0	2	0	1	1	13	27	8	1	.278
March 26	at Mizzou	34	5	6	4	2	0	0	4	0	0	0	1	0	0	1	12	24	11	1	.274
March 27	at Mizzou	33	6	8	5	1	0	0	6	0	1	0	1	2	0	2	6	27	9	0	.272
March 29	Little Rock	38	16	15	14	3	0	3	8	0	2	0	2	0	1	0	8	27	10	1	.278
April 1	Mississippi State	32	8	8	8	1	1	2	11	0	3	0	0	0	1	1	9	27	11	0	.277
April 2	Mississippi State	31	12	8	11	2	0	4	8	0	1	0	4	0	0	1	3	27	8	2	.276
April 3	Mississippi State	38	3	8	3	0	0	2	7	2	0	0	0	4	1	0	13	36	12	0	.273
April 5	UCA	44	21	19	20	4	3	7	3	0	2	0	3	0	1	0	6	27	7	1	.281
April 7	at Florida	36	8	12	8	2	0	3	3	0	3	0	4	1	1	1	11	27	10	0	.283
April 8	at Florida	36	2	10	1	0	1	0	2	0	0	0	0	0	0	2	6	24	13	1	.283
April 9	at Florida	36	7	8	6	3	0	1	4	0	0	0	1	0	0	0	8	24	6	1	.281
April 12	UAPB-1	33	15	15	13	2	0	3	8	0	5	0	1	0	0	0	5	21	7	0	.286
April 12	UAPB-2	24	6	6	6	3	2	0	5	0	2	0	2	0	0	1	4	21	5	0	.285
April 14	#15 LSU	33	5	9	5	0	0	0	5	1	1	0	0	0	0	0	9	27	7	1	.285
April 15	#15 LSU	31	4	8	4	3	0	3	2	0	0	1	0	0	0	0	2	27	5	0	.284
April 16	#15 LSU	28	6	6	6	1	0	1	4	0	0	0	0	1	1	1	5	27	8	0	.283
April 19	Arkansas State	32	10	9	10	1	0	2	9	0	2	0	0	0	1	0	7	27	8	1	.283
April 20	Arkansas State	37	10	14	10	6	0	1	2	0	2	0	3	0	1	0	6	27	10	0	.285
April 22	at Texas A&M	32	1	5	1	1	0	0	2	1	0	0	1	0	0	0	14	24	9	1	.282
April 23	at Texas A&M	34	3	8	2	2	0	2	5	0	0	1	0	0	0	0	10	27	9	1	.281
April 24	at Texas A&M	39	10	14	10	3	0	2	2	0	0	0	1	0	0	2	6	24	4	3	.283
April 26	vs. UCA	33	2	7	1	2	0	0	6	0	0	1	0	1	0	2	5	30	18	0	.281
April 29	Ole Miss	30	2	8	2	1	0	1	2	0	0	1	0	0	0	2	12	27	10	0	.281
April 30	Ole Miss	33	6	7	6	0	0	3	2	0	0	0	1	0	0	0	10	27	11	0	.280
May 1	Ole Miss	32	4	10	4	2	0	2	3	0	0	0	0	0	0	2	2	27	8	1	.280
May 3	Missouri State	33	4	4	4	0	0	1	2	0	0	0	1	0	0	0	8	27	7	0	.277
May 6	at #19 Auburn	37	11	13	10	3	0	3	6	0	0	2	1	0	1	0	6	27	11	2	.279
May 7	at #19 Auburn	28	3	3	3	1	0	0	6	0	0	0	3	0	1	0	8	24	6	1	.276
May 8	at #19 Auburn	38	7	13	7	5	0	1	6	0	0	0	2	1	1	0	9	27	6	3	.277
May 13	#24 Vanderbilt	38	6	8	6	4	0	3	5	0	0	0	1	0	0	1	7	30	9	0	.276
May 14	#24 Vanderbilt	27	11	5	9	1	0	3	10	0	1	0	2	0	1	1	7	27	9	0	.274
May 15	#24 Vanderbilt	22	0	2	0	1	0	0	4	0	0	0	0	0	0	1	5	21	3	1	.272
May 19	at Alabama	34	7	8	7	2	0	2	2	0	1	1	0	0	0	0	7	27	11	0	.271
May 20	at Alabama	35	6	11	6	4	0	0	3	0	0	0	1	1	0	2	12	24	10	1	.272
May 21	at Alabama	35	5	11	5	0	0	2	4	0	1	0	1	0	0	2	7	24	8	2	.273
May 25	vs. Alabama	32	3	5	3	0	0	2	2	1	0	0	2	0	0	1	9	27	14	2	.271
May 27	vs. Florida	34	5	6	4	0	0	3	4	0	0	0	0	0	0	0	10	24	8	1	.269
June 3	vs. Grand Canyon	32	7	9	7	0	0	2	8	1	0	1	2	1	0	0	11	27	9	0	.269
June 4	at #6 Oklahoma State	42	20	16	19	2	0	7	5	1	1	0	7	0	0	1	9	27	9	1	.272
June 5	at #6 Oklahoma State	44	10	14	9	1	0	2	6	0	1	0	0	1	0	1	9	30	9	2	.273
June 6	at #6 Oklahoma State	33	7	8	7	2	0	1	5	0	2	0	3	0	0	1	14	27	8	0	.272
June 11	at #11 North Carolina	32	4	9	4	0	0	1	5	1	2	0	1	1	1	1	7	27	9	0	.272
June 12	at #11 North Carolina	34	4	12	4	1	0	1	3	0	0	0	0	1	0	2	7	27	6	0	.274
June 18	vs. #2 Stanford	47	17	21	16	4	1	2	7	0	1	0	1	0	1	0	11	27	15	0	.277
June 20	vs. Ole Miss	34	5	8	5	3	0	1	2	0	1	0	0	1	0	0	8	27	10	1	.277
June 21	vs. #25 Auburn	43	11	16	11	5	0	1	5	0	0	0	0	0	0	0	13	27	16	1	.279
June 22	vs. Ole Miss	34	3	8	3	2	0	2	4	1	0	0	0	1	0	0	10	27	5	0	.278
June 23	vs. Ole Miss	32	0	4	0	0	0	0	0	0	0	0	0	0	0	0	7	27	15	0	.276
Totals		2277	472	628	443	127	11	106	325	13	49	10	72	18	24	41	546	1773	629	43	.276

2022 SEASON REVIEW



2022 RECORD: 46-21 • HOME: 28-7 • AWAY: 11-9 • NEUTRAL: 7-5 • SEC: 18-12 • NCAA TOURNAMENT: College World Series

Date	Opponent	IP	H	R	ER	BB	SO	2B	3B	HR	WP	BK	HBP	DP	IBB	Score	W	L	SV	ERA
Feb. 18	Illinois State	9.0	7	3	3	6	8	1	0	0	2	1	1	0	0	2-3	0	1	0	3.00
Feb. 19	Illinois State	9.0	9	1	1	3	10	2	0	0	0	0	0	2	0	5-1	1	1	1	2.00
Feb. 20	Illinois State	9.0	7	2	2	2	11	2	0	1	1	1	1	0	0	4-2	2	1	2	2.00
Feb. 25	vs. Indiana	9.0	6	2	1	3	16	1	1	0	0	0	0	2	0	5-2	3	1	3	1.75
Feb. 27	vs. #6 Stanford	9.0	13	5	4	4	8	1	0	1	1	0	2	4	0	0-5	3	2	3	2.20
Feb. 27	vs. Louisiana	9.0	3	4	4	6	8	1	0	0	2	0	2	1	0	6-4	4	2	4	2.50
March 2	Omaha	9.0	10	3	3	3	8	1	0	0	1	1	1	1	0	15-3	5	2	4	2.57
March 4	Southeastern	9.0	9	7	7	3	11	0	0	0	1	0	5	0	0	3-7	5	3	4	3.12
March 5	Southeastern-1	9.0	3	2	2	4	11	0	0	1	1	0	1	1	0	4-2	6	3	5	3.00
March 5	Southeastern-2	8.0	3	1	1	4	9	1	0	1	1	0	1	1	0	11-1	7	3	5	2.83
March 10	UIC-1	9.0	4	4	4	5	15	3	0	0	0	0	2	0	0	12-4	8	3	5	2.94
March 10	UIC-2	9.0	6	4	4	4	8	2	0	1	1	0	3	1	0	5-4	9	3	5	3.03
March 12	UIC	9.0	4	1	1	5	15	0	0	1	0	0	2	0	0	10-1	10	3	5	2.87
March 13	UIC	9.0	7	8	8	8	10	2	0	0	2	0	2	1	0	10-8	11	3	5	3.24
March 15	Grambling	8.0	2	1	1	1	13	1	0	0	0	0	1	0	0	14-1	12	3	5	3.11
March 16	Grambling	8.0	11	3	3	3	8	1	0	2	2	0	0	2	0	13-3	13	3	5	3.13
March 18	Kentucky	9.0	8	2	2	2	10	2	0	0	0	0	2	1	0	6-2	14	3	5	3.06
March 19	Kentucky	9.0	5	3	3	4	12	0	0	1	0	0	0	1	0	9-3	15	3	6	3.06
March 20	Kentucky	9.0	7	1	1	4	10	2	0	1	1	0	1	0	0	3-1	16	3	7	2.95
March 25	at Mizzou	9.0	15	5	5	1	17	1	0	0	2	0	1	0	0	7-5	17	3	8	3.05
March 26	at Mizzou	8.0	10	7	7	6	9	3	0	0	4	0	1	0	0	5-7	17	4	8	3.26
March 27	at Mizzou	9.0	4	4	4	3	10	1	0	1	0	0	3	1	0	6-4	18	4	9	3.29
March 29	Little Rock	9.0	12	8	7	3	16	4	0	1	2	0	1	0	0	16-8	19	4	9	3.46
April 1	Mississippi State	9.0	4	1	1	0	8	0	0	1	0	0	0	0	0	8-1	20	4	9	3.35
April 2	Mississippi State	9.0	5	5	3	4	9	0	1	1	0	0	0	0	0	12-5	21	4	9	3.34
April 3	Mississippi State	12.0	9	5	5	3	15	0	0	3	0	0	4	2	0	3-5	21	5	9	3.36
April 5	UCA	9.0	13	9	9	4	12	2	0	1	1	0	1	1	0	21-9	22	5	9	3.57
April 7	at Florida	9.0	3	1	1	2	9	1	0	0	0	1	0	0	0	8-1	23	5	10	3.48
April 8	at Florida	8.0	9	7	6	3	4	3	0	2	1	0	0	1	0	2-7	23	6	10	3.58
April 9	at Florida	8.0	13	9	9	4	10	1	0	2	1	0	0	1	0	7-9	23	7	10	3.78
April 12	UAPB-1	7.0	1	0	0	1	9	1	0	0	0	0	0	1	0	15-0	24	7	10	3.68
April 12	UAPB-2	7.0	3	0	0	3	16	0	0	0	0	0	0	0	0	6-0	25	7	10	3.59
April 14	#15 LSU	9.0	7	4	3	2	11	0	0	0	0	0	1	1	0	5-4	26	7	11	3.57
April 15	#15 LSU	9.0	3	0	0	3	8	0	0	0	0	0	0	0	0	4-0	27	7	12	3.46
April 16	#15 LSU	9.0	11	2	2	4	12	2	0	0	0	0	0	0	0	6-2	28	7	12	3.42
April 19	Arkansas State	9.0	4	1	0	9	11	1	0	0	1	1	0	1	0	10-1	29	7	12	3.32
April 20	Arkansas State	9.0	5	3	3	7	13	0	0	0	1	0	1	3	0	10-3	30	7	12	3.31
April 22	at Texas A&M	8.0	2	2	0	4	9	0	0	0	0	0	0	0	0	1-2	30	8	12	3.23
April 23	at Texas A&M	9.0	7	1	1	6	5	2	0	0	0	0	1	1	0	3-1	31	8	13	3.17
April 24	at Texas A&M	8.0	15	11	9	7	9	2	0	2	0	0	0	1	0	10-11	31	9	13	3.33
April 26	vs. UCA	10.0	3	1	1	3	5	1	0	0	1	0	1	0	0	2-1	32	9	13	3.27
April 29	Ole Miss	9.0	11	4	4	4	5	3	0	0	0	0	0	3	1	2-4	32	10	13	3.28
April 30	Ole Miss	9.0	8	3	3	8	11	1	0	2	1	0	1	3	1	6-3	33	10	13	3.28
May 1	Ole Miss	9.0	5	3	3	9	8	1	0	0	1	0	0	3	0	4-3	34	10	14	3.27
May 3	Missouri State	9.0	8	6	6	8	15	3	0	2	4	0	1	1	0	4-6	34	11	14	3.33
May 6	at #19 Auburn	9.0	11	8	6	5	11	3	0	2	0	0	0	0	1	11-8	35	11	14	3.39
May 7	at #19 Auburn	8.0	6	5	4	4	10	0	0	3	1	0	2	0	0	3-5	35	12	14	3.41
May 8	at #19 Auburn	9.0	7	4	2	2	10	1	0	2	0	0	0	2	0	7-4	36	12	15	3.38
May 13	#24 Vanderbilt	10.0	10	9	9	5	10	3	0	3	0	0	2	0	0	6-9	36	13	15	3.49
May 14	#24 Vanderbilt	9.0	8	6	6	5	10	2	0	1	0	0	0	0	0	11-6	37	13	16	3.54
May 15	#24 Vanderbilt	7.0	7	5	4	3	11	1	0	1	0	0	1	0	0	0-5	37	14	16	3.57
May 19	at Alabama	9.0	10	3	3	5	12	3	0	0	0	0	0	2	0	7-3	38	14	17	3.56
May 20	at Alabama	8.0	11	8	8	4	9	0	0	1	2	0	0	0	0	6-8	38	15	17	3.65
May 21	at Alabama	8.0	11	18	16	11	11	1	0	2	4	0	3	1	0	5-18	38	16	17	3.89
May 25	vs. Alabama	9.0	4	4	2	6	10	1	0	0	1	1	0	1	0	3-4	38	17	17	3.86
May 27	vs. Florida	8.0	10	7	7	3	12	2	0	3	1	1	3	2	0	5-7	38	18	17	3.92
June 3	vs. Grand Canyon	9.0	8	1	1	3	7	1	0	1	1	0	0	1	0	7-1	39	18	17	3.87
June 4	at #6 Oklahoma State	9.0	13	12	12	11	8	4	0	2	1	0	2	0	0	20-12	40	18	17	4.01
June 5	at #6 Oklahoma State	10.0	15	14	13	9	8	3	0	4	0	0	0	2	0	10-14	40	19	17	4.16
June 6	at #6 Oklahoma State	9.0	9	3	3	4	12	1	0	1	0	0	1	0	0	7-3	41	19	18	4.14
June 11	at #11 North Carolina	9.0	8	1	1	1	8	1	0	1	0	0	0	0	0	4-1	42	19	19	4.09
June 12	at #11 North Carolina	9.0	7	3	3	3	6	1	0	0	1	0	1	1	0	4-3	43	19	19	4.07
June 18	vs. #2 Stanford	9.0	7	2	2	1	2	1	0	1	0	0	0	2	0	17-2	44	19	19	4.04
June 20	vs. Ole Miss	9.0	13	13	13	10	10	3	0	2	3	0	2	0	0	5-13	44	20	19	4.18
June 21	vs. #25 Auburn	9.0	4	1	1	1	9	0	0	1	0	0	0	2	0	11-1	45	20	19	4.13
June 22	vs. Ole Miss	9.0	5	2	2	4	13	0	0	1	0	0	2	0	0	3-2	46	20	20	4.10
June 23	vs. Ole Miss	9.0	7	2	2	0	8	1	0	0	0	0	0	2	0	0-2	46	21	20	4.07
	Totals	591.0	505	290	267	285	674	89	2	60	50	7	63	60	3	472-290	46	21	20	4.07



|| GAME-BY-GAME BATTING ORDER

2022 RECORD: 46-21 • **HOME:** 28-7 • **AWAY:** 11-9 • **NEUTRAL:** 7-5 • **SEC:** 18-12 • **NCAA TOURNAMENT:** College World Series

Date	Opponent	1	2	3	4	5	6	7	8	9
Feb. 18	Illinois State	Stovall	Wallace	Bohrofen	Moore	Turner	Slavens	Battles	Lanzilli	Gregory
Feb. 19	Illinois State	Stovall	Wallace	Bohrofen	Webb	Moore	Slavens	Lanzilli	Turner	Battles
Feb. 20	Illinois State	Stovall	Wallace	Moore	Lanzilli	Slavens	Webb	Gregory	Battles	Leach
Feb. 25	vs. Indiana	Stovall	Wallace	Moore	Bohrofen	Lanzilli	Slavens	Turner	Battles	Gregory
Feb. 27	vs. #6 Stanford	Stovall	Wallace	Moore	Lanzilli	Turner	Webb	Slavens	Battles	Gregory
Feb. 27	vs. Louisiana	Gregory	Wallace	Moore	Turner	Lanzilli	Bohrofen	Battles	Diggs	Leach
March 2	Omaha	Stovall	Wallace	Moore	Lanzilli	Webb	Slavens	Battles	Turner	Gregory
March 4	Southeastern	Stovall	Wallace	Moore	Lanzilli	Slavens	Turner	Battles	Bohrofen	Gregory
March 5	Southeastern-1	Gregory	Wallace	Turner	Moore	Bohrofen	Lanzilli	Slavens	Battles	Stovall
March 5	Southeastern-2	Gregory	Wallace	Turner	Moore	Bohrofen	Lanzilli	Diggs	Battles	Leach
March 10	UIC-1	Wallace	Moore	Turner	Lanzilli	Slavens	Battles	Stovall	Webb	Gregory
March 10	UIC-2	Wallace	Moore	Turner	Slavens	Lanzilli	Diggs	Battles	Gregory	Leach
March 12	UIC	Wallace	Moore	Turner	Lanzilli	Slavens	Battles	Stovall	Soliz Jr.	Gregory
March 13	UIC	Wallace	Moore	Turner	Lanzilli	Slavens	Battles	Stovall	Webb	Gregory
March 15	Grambling	Wallace	Stovall	Turner	Lanzilli	Slavens	Diggs	Battles	Webb	Leach
March 16	Grambling	Wallace	Stovall	Turner	Lanzilli	Moore	Slavens	Webb	Leach	Varnado
March 18	Kentucky	Wallace	Stovall	Turner	Lanzilli	Moore	Slavens	Battles	Webb	Gregory
March 19	Kentucky	Wallace	Stovall	Turner	Lanzilli	Moore	Slavens	Battles	Webb	Gregory
March 20	Kentucky	Wallace	Stovall	Turner	Lanzilli	Moore	Slavens	Battles	Webb	Gregory
March 25	at Mizzou	Wallace	Stovall	Turner	Moore	Lanzilli	Slavens	Battles	Webb	Gregory
March 26	at Mizzou	Wallace	Stovall	Moore	Turner	Lanzilli	Battles	Slavens	Webb	Gregory
March 27	at Mizzou	Wallace	Stovall	Turner	Moore	Lanzilli	Diggs	Webb	Battles	Gregory
March 29	Little Rock	Wallace	Webb	Turner	Moore	Lanzilli	Battles	Diggs	Varnado	Leach
April 1	Mississippi State	Wallace	Stovall	Turner	Lanzilli	Moore	Webb	Bohrofen	Battles	Gregory
April 2	Mississippi State	Wallace	Stovall	Turner	Lanzilli	Moore	Webb	Slavens	Battles	Gregory
April 3	Mississippi State	Wallace	Stovall	Turner	Lanzilli	Moore	Webb	Slavens	Battles	Gregory
April 5	UCA	Wallace	Webb	Moore	Slavens	Bohrofen	Battles	Diggs	Stovall	Leach
April 7	at Florida	Wallace	Webb	Moore	Lanzilli	Turner	Battles	Slavens	Stovall	Gregory
April 8	at Florida	Wallace	Bohrofen	Moore	Lanzilli	Turner	Webb	Slavens	Battles	Stovall
April 9	at Florida	Wallace	Webb	Moore	Lanzilli	Turner	Slavens	Battles	Stovall	Gregory
April 12	UAPB-1	Wallace	Slavens	Lanzilli	Moore	Webb	Gregory	Battles	Varnado	Leach
April 12	UAPB-2	Wallace	Slavens	Lanzilli	Turner	Webb	Bohrofen	Battles	Stovall	Leach
April 14	#15 LSU	Wallace	Slavens	Lanzilli	Turner	Webb	Moore	Battles	Stovall	Gregory
April 15	#15 LSU	Wallace	Slavens	Lanzilli	Turner	Moore	Webb	Battles	Stovall	Gregory
April 16	#15 LSU	Wallace	Slavens	Lanzilli	Turner	Moore	Webb	Battles	Stovall	Gregory
April 19	Arkansas State	Wallace	Slavens	Turner	Moore	Bohrofen	Battles	Gregory	Stovall	Leach
April 20	Arkansas State	Wallace	Slavens	Lanzilli	Moore	Battles	Bohrofen	Webb	Diggs	Leach
April 22	at Texas A&M	Wallace	Slavens	Lanzilli	Turner	Battles	Moore	Webb	Gregory	Stovall
April 23	at Texas A&M	Webb	Slavens	Wallace	Turner	Moore	Lanzilli	Stovall	Battles	Gregory
April 24	at Texas A&M	Webb	Slavens	Wallace	Turner	Moore	Lanzilli	Stovall	Battles	Gregory
April 26	vs. UCA	Moore	Wallace	Turner	Slavens	Battles	Bohrofen	Webb	Stovall	Leach
April 29	Ole Miss	Wallace	Slavens	Turner	Moore	Bohrofen	Battles	Stovall	Webb	Gregory
April 30	Ole Miss	Wallace	Slavens	Lanzilli	Turner	Moore	Battles	Bohrofen	Webb	Diggs
May 1	Ole Miss	Wallace	Slavens	Lanzilli	Turner	Moore	Battles	Bohrofen	Webb	Diggs
May 3	Missouri State	Wallace	Slavens	Lanzilli	Turner	Moore	Webb	Bohrofen	Battles	Leach
May 6	at #19 Auburn	Wallace	Turner	Moore	Slavens	Diggs	Webb	Bohrofen	Battles	Gregory
May 7	at #19 Auburn	Wallace	Turner	Moore	Slavens	Diggs	Lanzilli	Bohrofen	Webb	Battles
May 8	at #19 Auburn	Wallace	Turner	Moore	Slavens	Diggs	Webb	Bohrofen	Battles	Gregory
May 13	#24 Vanderbilt	Wallace	Turner	Moore	Slavens	Lanzilli	Diggs	Webb	Bohrofen	Battles
May 14	#24 Vanderbilt	Wallace	Turner	Moore	Slavens	Diggs	Webb	Bohrofen	Battles	Gregory
May 15	#24 Vanderbilt	Wallace	Moore	Battles	Turner	Webb	Slavens	Leach	Bohrofen	Gregory
May 19	at Alabama	Wallace	Turner	Moore	Lanzilli	Slavens	Webb	Stovall	Battles	Gregory
May 20	at Alabama	Wallace	Turner	Moore	Lanzilli	Slavens	Webb	Stovall	Battles	Gregory
May 21	at Alabama	Wallace	Webb	Moore	Lanzilli	Battles	Turner	Leach	Slavens	Gregory
May 25	vs. Alabama	Wallace	Slavens	Lanzilli	Turner	Moore	Webb	Stovall	Battles	Gregory
May 27	vs. Florida	Webb	Wallace	Turner	Lanzilli	Slavens	Battles	Moore	Stovall	Gregory
June 3	vs. Grand Canyon	Webb	Slavens	Wallace	Turner	Lanzilli	Moore	Battles	Stovall	Gregory
June 4	at #6 Oklahoma State	Webb	Slavens	Wallace	Turner	Lanzilli	Moore	Battles	Stovall	Gregory
June 5	at #6 Oklahoma State	Webb	Slavens	Wallace	Turner	Lanzilli	Moore	Battles	Stovall	Gregory
June 6	at #6 Oklahoma State	Webb	Slavens	Wallace	Turner	Lanzilli	Moore	Battles	Stovall	Gregory
June 11	at #11 North Carolina	Webb	Slavens	Wallace	Turner	Lanzilli	Moore	Battles	Stovall	Gregory
June 12	at #11 North Carolina	Webb	Slavens	Wallace	Turner	Lanzilli	Moore	Battles	Stovall	Gregory
June 18	vs. #2 Stanford	Webb	Slavens	Wallace	Turner	Lanzilli	Moore	Battles	Stovall	Gregory
June 20	vs. Ole Miss	Webb	Slavens	Wallace	Turner	Lanzilli	Moore	Battles	Stovall	Gregory
June 21	vs. #25 Auburn	Webb	Stovall	Wallace	Turner	Lanzilli	Moore	Battles	Slavens	Gregory
June 22	vs. Ole Miss	Webb	Stovall	Wallace	Turner	Lanzilli	Moore	Battles	Slavens	Gregory
June 23	vs. Ole Miss	Webb	Stovall	Wallace	Turner	Lanzilli	Moore	Battles	Slavens	Gregory


2022 RECORD: 46-21 • **HOME:** 28-7 • **AWAY:** 11-9 • **NEUTRAL:** 7-5 • **SEC:** 18-12 • **NCAA TOURNAMENT:** College World Series

Date	Opponent	C	1B	2B	3B	SS	LF	CF	RF	DH
Feb. 18	Illinois State	Turner	Stovall	Moore	Wallace	Battles	Bohrofen	Gregory	Slavens	Lanzilli
Feb. 19	Illinois State	Turner	Stovall	Moore	Wallace	Battles	Bohrofen	Webb	Slavens	Lanzilli
Feb. 20	Illinois State	Leach	Stovall	Moore	Wallace	Battles	Lanzilli	Webb	Gregory	Slavens
Feb. 25	vs. Indiana	Turner	Stovall	Moore	Wallace	Battles	Bohrofen	Gregory	Slavens	Lanzilli
Feb. 27	vs. #6 Stanford	Turner	Stovall	Moore	Wallace	Battles	Gregory	Webb	Slavens	Lanzilli
Feb. 27	vs. Louisiana	Leach	Turner	Moore	Wallace	Battles	Bohrofen	Gregory	Lanzilli	Diggs
March 2	Omaha	Turner	Stovall	Moore	Wallace	Battles	Gregory	Webb	Slavens	Lanzilli
March 4	Southeastern	Turner	Stovall	Moore	Wallace	Battles	Bohrofen	Gregory	Slavens	Lanzilli
March 5	Southeastern-1	Turner	Stovall	Moore	Wallace	Battles	Bohrofen	Gregory	Lanzilli	Slavens
March 5	Southeastern-2	Leach	Turner	Moore	Wallace	Battles	Bohrofen	Gregory	Lanzilli	Diggs
March 10	UIC-1	Turner	Stovall	Moore	Wallace	Battles	Gregory	Webb	Lanzilli	Slavens
March 10	UIC-2	Leach	Turner	Moore	Wallace	Battles	Lanzilli	Gregory	Slavens	Diggs
March 12	UIC	Turner	Stovall	Moore	Wallace	Battles	Lanzilli	Gregory	Slavens	Soliz Jr.
March 13	UIC	Turner	Stovall	Moore	Wallace	Battles	Gregory	Webb	Lanzilli	Slavens
March 15	Grambling	Leach	Diggs	Stovall	Wallace	Battles	Lanzilli	Webb	Slavens	Turner
March 16	Grambling	Leach	Turner	Stovall	Wallace	Moore	Varnado	Webb	Slavens	Lanzilli
March 18	Kentucky	Turner	Stovall	Moore	Wallace	Battles	Gregory	Webb	Lanzilli	Slavens
March 19	Kentucky	Turner	Stovall	Moore	Wallace	Battles	Gregory	Webb	Lanzilli	Slavens
March 20	Kentucky	Turner	Stovall	Moore	Wallace	Battles	Gregory	Webb	Lanzilli	Slavens
March 25	at Mizzou	Turner	Stovall	Moore	Wallace	Battles	Gregory	Webb	Lanzilli	Slavens
March 26	at Mizzou	Turner	Stovall	Moore	Wallace	Battles	Gregory	Webb	Lanzilli	Slavens
March 27	at Mizzou	Turner	Stovall	Moore	Wallace	Battles	Gregory	Webb	Lanzilli	Diggs
March 29	Little Rock	Leach	Turner	Moore	Wallace	Battles	Lanzilli	Webb	Varnado	Diggs
April 1	Mississippi State	Turner	Stovall	Moore	Wallace	Battles	Gregory	Webb	Lanzilli	Bohrofen
April 2	Mississippi State	Turner	Stovall	Moore	Wallace	Battles	Gregory	Webb	Lanzilli	Slavens
April 3	Mississippi State	Turner	Stovall	Moore	Wallace	Battles	Gregory	Webb	Lanzilli	Slavens
April 5	UCA	Leach	Stovall	Moore	Wallace	Battles	Bohrofen	Webb	Slavens	Diggs
April 7	at Florida	Turner	Stovall	Moore	Wallace	Battles	Gregory	Webb	Lanzilli	Slavens
April 8	at Florida	Turner	Stovall	Moore	Wallace	Battles	Bohrofen	Webb	Lanzilli	Slavens
April 9	at Florida	Turner	Stovall	Moore	Wallace	Battles	Gregory	Webb	Lanzilli	Slavens
April 12	UAPB-1	Leach	Slavens	Moore	Wallace	Battles	Gregory	Webb	Varnado	Lanzilli
April 12	UAPB-2	Leach	Slavens	Stovall	Wallace	Battles	Bohrofen	Webb	Lanzilli	Turner
April 14	#15 LSU	Turner	Stovall	Moore	Wallace	Battles	Gregory	Webb	Lanzilli	Slavens
April 15	#15 LSU	Turner	Stovall	Moore	Wallace	Battles	Gregory	Webb	Lanzilli	Slavens
April 16	#15 LSU	Turner	Stovall	Moore	Wallace	Battles	Gregory	Webb	Lanzilli	Slavens
April 19	Arkansas State	Leach	Stovall	Moore	Wallace	Battles	Bohrofen	Gregory	Slavens	Turner
April 20	Arkansas State	Leach	Diggs	Moore	Wallace	Battles	Bohrofen	Webb	Lanzilli	Slavens
April 22	at Texas A&M	Turner	Stovall	Moore	Wallace	Battles	Gregory	Webb	Lanzilli	Slavens
April 23	at Texas A&M	Turner	Stovall	Moore	Wallace	Battles	Gregory	Webb	Lanzilli	Slavens
April 24	at Texas A&M	Turner	Stovall	Moore	Wallace	Battles	Gregory	Webb	Lanzilli	Slavens
April 26	vs. UCA	Leach	Stovall	Moore	Wallace	Battles	Bohrofen	Webb	Slavens	Turner
April 29	Ole Miss	Turner	Stovall	Moore	Wallace	Battles	Gregory	Webb	Bohrofen	Slavens
April 30	Ole Miss	Turner	Slavens	Moore	Wallace	Battles	Bohrofen	Webb	Lanzilli	Diggs
May 1	Ole Miss	Turner	Slavens	Moore	Wallace	Battles	Bohrofen	Webb	Lanzilli	Diggs
May 3	Missouri State	Leach	Slavens	Moore	Wallace	Battles	Bohrofen	Webb	Lanzilli	Turner
May 6	at #19 Auburn	Turner	Slavens	Moore	Wallace	Battles	Gregory	Webb	Bohrofen	Diggs
May 7	at #19 Auburn	Turner	Slavens	Moore	Wallace	Battles	Bohrofen	Webb	Lanzilli	Diggs
May 8	at #19 Auburn	Turner	Slavens	Moore	Wallace	Battles	Gregory	Webb	Bohrofen	Diggs
May 13	#24 Vanderbilt	Turner	Slavens	Moore	Wallace	Battles	Bohrofen	Webb	Lanzilli	Diggs
May 14	#24 Vanderbilt	Turner	Slavens	Moore	Wallace	Battles	Gregory	Webb	Bohrofen	Diggs
May 15	#24 Vanderbilt	Turner	Slavens	Moore	Wallace	Battles	Gregory	Webb	Bohrofen	Leach
May 19	at Alabama	Turner	Stovall	Moore	Wallace	Battles	Gregory	Webb	Lanzilli	Slavens
May 20	at Alabama	Turner	Stovall	Moore	Wallace	Battles	Gregory	Webb	Lanzilli	Slavens
May 21	at Alabama	Turner	Slavens	Moore	Wallace	Battles	Gregory	Webb	Lanzilli	Leach
May 25	vs. Alabama	Turner	Stovall	Moore	Wallace	Battles	Gregory	Webb	Lanzilli	Slavens
May 27	vs. Florida	Turner	Stovall	Moore	Wallace	Battles	Gregory	Webb	Lanzilli	Slavens
June 3	vs. Grand Canyon	Turner	Stovall	Moore	Wallace	Battles	Gregory	Webb	Lanzilli	Slavens
June 4	at #6 Oklahoma State	Turner	Stovall	Moore	Wallace	Battles	Gregory	Webb	Lanzilli	Slavens
June 5	at #6 Oklahoma State	Turner	Stovall	Moore	Wallace	Battles	Gregory	Webb	Lanzilli	Slavens
June 6	at #6 Oklahoma State	Turner	Stovall	Moore	Wallace	Battles	Gregory	Webb	Lanzilli	Slavens
June 11	at #11 North Carolina	Turner	Stovall	Moore	Wallace	Battles	Gregory	Webb	Lanzilli	Slavens
June 12	at #11 North Carolina	Turner	Stovall	Moore	Wallace	Battles	Gregory	Webb	Lanzilli	Slavens
June 18	vs. #2 Stanford	Turner	Stovall	Moore	Wallace	Battles	Gregory	Webb	Lanzilli	Slavens
June 20	vs. Ole Miss	Turner	Stovall	Moore	Wallace	Battles	Gregory	Webb	Lanzilli	Slavens
June 21	vs. #25 Auburn	Turner	Stovall	Moore	Wallace	Battles	Gregory	Webb	Lanzilli	Slavens
June 22	vs. Ole Miss	Turner	Stovall	Moore	Wallace	Battles	Gregory	Webb	Lanzilli	Slavens
June 23	vs. Ole Miss	Turner	Stovall	Moore	Wallace	Battles	Gregory	Webb	Lanzilli	Slavens



|| HOME RUN CHART

No.	Player	Game	Date	Opponent	Pitcher	On Base	Inning	Outs	Count	Score	Final
1	Jalen Battles (1) *	1	Feb. 18	Illinois State	RHP Colin Wyman	0	5th	0	2-1	0-2	L, 3-2
2	Zack Gregory (1)	1	Feb. 18	Illinois State	RHP Colin Wyman	0	5th	1	1-1	1-2	L, 3-2
3	Robert Moore (1)	2	Feb. 19	Illinois State	LHP Sean Sinisko	0	2nd	1	0-1	0-0	W, 5-1
4	Jalen Battles (2)	6	Feb. 27	vs. Louisiana	RHP Drew Shifflet	2	9th	1	1-0	2-3	W, 6-4
5	Brady Slavens (1)	7	March 2	Omaha	RHP Jackson Gordon	0	4th	1	0-1	1-2	W, 15-3
6	Michael Turner (1)	7	March 2	Omaha	RHP Brady Posch	1	5th	0	1-0	6-2	W, 15-3
7	Peyton Stovall (1)	7	March 2	Omaha	RHP Brady Posch	1	5th	0	0-0	8-2	W, 15-3
8	Michael Turner (2)	9	March 5	Southeastern-1	RHP Trey Harrington	1	7th	1	1-1	2-2	W, 4-2
9	Jalen Battles (3)	11	March 10	UIC-1	RHP Zak Gould	1	6th	1	3-2	5-0	W, 12-4
10	Brady Slavens (2) *	11	March 10	UIC-1	RHP Alec Schuldt	0	8th	0	0-0	8-3	W, 12-4
11	Cayden Wallace (1)	11	March 10	UIC-1	RHP Alec Schuldt	2	8th	2	0-0	9-3	W, 12-4
12	Chris Lanzilli (1) ^	13	March 12	UIC	RHP Cristian Lopez	2	3rd	2	2-1	0-0	W, 10-1
13	Brady Slavens (3) ^	13	March 12	UIC	RHP Cristian Lopez	0	3rd	2	0-1	3-0	W, 10-1
14	Cayden Wallace (2)	13	March 12	UIC	RHP Peter Newton	3	6th	0	2-0	4-1	W, 10-1
15	Michael Turner (3)	13	March 12	UIC	RHP Peter Newton	0	6th	1	2-2	8-1	W, 10-1
16	Cayden Wallace (3)	14	March 13	UIC	RHP Matt Zahora	3	8th	2	0-0	4-6	W, 10-8
17	Chris Lanzilli (2) !	14	March 13	UIC	RHP Tanner Shears	1	9th	0	1-2	8-8	W, 10-8
18	Michael Turner (4)	15	March 15	Grambling	RHP Roy Peguero	1	5th	0	1-0	3-1	W, 14-1 (8)
19	Braydon Webb (1) !	15	March 15	Grambling	LHP Matthew Boulton	3	8th	1	1-0	10-1	W, 14-1 (8)
20	Robert Moore (2)	17	March 18	Kentucky	RHP Wyatt Hudepohl	0	7th	1	1-1	5-1	W, 6-2
21	Braydon Webb (2)	18	March 19	Kentucky	LHP Magdiel Cotto	0	2nd	1	2-0	2-2	W, 9-3
22	Peyton Stovall (2)	18	March 19	Kentucky	RHP Ryan Hagenow	1	2nd	2	1-2	3-2	W, 9-3
23	Braydon Webb (3)	19	March 20	Kentucky	LHP Tyler Bosma	1	3rd	0	1-1	0-0	W, 3-1
24	Braydon Webb (4)	20	March 25	at Mizzou	LHP Nathan Landry	1	8th	0	2-2	5-5	W, 7-5
25	Cayden Wallace (4) *	23	March 29	Little Rock	RHP Jacob Weatherley	0	5th	0	2-2	2-7	W, 16-8
26	Kendall Diggs (1)	23	March 29	Little Rock	RHP Reese Lansville	2	8th	0	0-1	11-7	W, 16-8
27	Braydon Webb (5)	23	March 29	Little Rock	RHP Reese Lansville	1	8th	2	0-1	14-7	W, 16-8
28	Jalen Battles (4)	24	April 1	Mississippi State	RHP Preston Johnson	1	2nd	1	0-0	0-0	W, 8-1
29	Jalen Battles (5)	24	April 1	Mississippi State	RHP Preston Johnson	0	3rd	1	0-2	6-0	W, 8-1
30	Brady Slavens (4)	25	April 2	Mississippi State	LHP Cam Tullar	1	3rd	2	0-1	4-1	W, 12-5
31	Chris Lanzilli (3) ^	25	April 2	Mississippi State	LHP Cam Tullar	0	4th	1	0-0	8-1	W, 12-5
32	Robert Moore (3) ^	25	April 2	Mississippi State	LHP Cam Tullar	0	4th	1	1-1	9-1	W, 12-5
33	Zack Gregory (2) *	25	April 2	Mississippi State	RHP KC Hunt	0	5th	0	2-1	10-3	W, 12-5
34	Zack Gregory (3) *	26	April 3	Mississippi State	RHP Cade Smith	0	3rd	0	3-2	0-2	L, 5-3 (12)
35	Braydon Webb (6)	26	April 3	Mississippi State	RHP Cade Smith	0	4th	1	1-1	1-3	L, 5-3 (12)
36	Braydon Webb (7)	27	April 5	UCA	LHP Dillon Janak	3	3rd	1	0-0	7-5	W, 21-9
37	Jace Bohrofen (1) *	27	April 5	UCA	RHP Tyler Navarro	0	4th	0	3-2	11-5	W, 21-9
38	Peyton Stovall (3)	27	April 5	UCA	RHP Tyler Navarro	0	4th	2	0-2	12-5	W, 21-9
39	Dylan Leach (1)	27	April 5	UCA	RHP Spencer Nelson	1	6th	1	2-1	14-5	W, 21-9
40	Jalen Battles (6) *	27	April 5	UCA	LHP Brady Walker	0	7th	0	2-0	18-9	W, 21-9
41	Dylan Leach (2)	27	April 5	UCA	LHP Brady Walker	0	7th	2	2-1	19-9	W, 21-9
42	Jace Bohrofen (2)	27	April 5	UCA	LHP Jack Haley	0	8th	2	1-0	20-9	W, 21-9
43	Chris Lanzilli (4) *	28	April 7	at Florida	LHP Hunter Barco	0	6th	0	1-1	2-0	W, 8-1
44	Cayden Wallace (5) * ^	28	April 7	at Florida	RHP Nick Ficarrotta	0	9th	0	0-0	3-0	W, 8-1
45	Braydon Webb (8) ^	28	April 7	at Florida	RHP Nick Ficarrotta	0	9th	0	1-0	4-0	W, 8-1
46	Zack Gregory (4)	30	April 9	at Florida	RHP Ryan Slater	0	8th	1	2-1	6-7	L, 9-7
47	Brady Slavens (5)	31	April 12	UAPB-1	RHP Damon Elarton	1	2nd	2	2-2	2-0	W, 15-0 (7)
48	Brady Slavens (6)	31	April 12	UAPB-1	RHP Brian Moorman	2	4th	2	0-0	10-0	W, 15-0 (7)
49	Braydon Webb (9) *	31	April 12	UAPB-1	RHP Andre Greene	0	5th	0	3-2	13-0	W, 15-0 (7)
50	Zack Gregory (5) *	34	April 15	#15 LSU	RHP Blake Money	0	3rd	0	1-0	0-0	W, 4-0
51	Michael Turner (5)	34	April 15	#15 LSU	RHP Blake Money	1	3rd	2	1-0	1-0	W, 4-0
52	Chris Lanzilli (5)	34	April 15	#15 LSU	RHP Blake Money	0	5th	2	0-0	3-0	W, 4-0
53	Brady Slavens (7)	35	April 16	#15 LSU	RHP Paul Gervase	1	7th	2	1-0	4-2	W, 6-2
54	Robert Moore (4)	36	April 19	Arkansas State	RHP Carter Holt	1	1st	2	2-2	0-0	W, 10-1
55	Brady Slavens (8)	36	April 19	Arkansas State	RHP Treshon Paschal	3	7th	2	2-2	6-1	W, 10-1
56	Dylan Leach (3)	37	April 20	Arkansas State	LHP Jakob Frederick	1	2nd	2	1-0	1-0	W, 10-3
57	Brady Slavens (9)	39	April 23	at Texas A&M	RHP Micah Dallas	0	1st	1	2-1	0-0	W, 3-1
58	Brady Slavens (10) *	39	April 23	at Texas A&M	RHP Micah Dallas	0	3rd	0	1-2	2-0	W, 3-1

* - indicates leadoff home run / ^ - indicates back-to-back home run / ! - indicates walk-off home run / + - indicates pinch-hit home run

HOME RUN CHART ||



No.	Player	Game	Date	Opponent	Pitcher	On Base	Inning	Outs	Count	Score	Final
59	Jalen Battles (7)	40	April 24	at Texas A&M	RHP Brad Rudis	1	5th	0	2-1	1-9	L, 11-10
60	Cayden Wallace (6) *	40	April 24	at Texas A&M	RHP Chris Cortez	0	8th	0	1-0	5-11	L, 11-10
61	Braydon Webb (10)	42	April 29	Ole Miss	RHP Dylan DeLucia	1	8th	0	0-2	0-4	L, 4-2
62	Brady Slavens (11)	43	April 30	Ole Miss	LHP Hunter Elliott	0	1st	1	0-0	0-0	W, 6-3
63	Braydon Webb (11)	43	April 30	Ole Miss	LHP Hunter Elliott	1	5th	0	2-2	1-2	W, 6-3
64	Kendall Diggs (2)	43	April 30	Ole Miss	RHP Jack Dougherty	2	9th	1	3-2	3-3	W, 6-3
65	Chris Lanzilli (6)	44	May 1	Ole Miss	RHP Derek Diamond	1	3rd	2	1-1	0-1	W, 4-3
66	Michael Turner (6)	44	May 1	Ole Miss	RHP Derek Diamond	1	5th	2	1-1	2-3	W, 4-3
67	Dylan Leach (4) *	45	May 3	Missouri State	LHP Reece Lang	0	3rd	0	1-2	0-2	L, 6-4
68	Jace Bohrofen (3)	46	May 6	at #19 Auburn	LHP Carson Skipper	1	6th	0	0-1	2-6	W, 11-8
69	Kendall Diggs (3)	46	May 6	at #19 Auburn	LHP Konner Copeland	2	7th	0	1-1	5-6	W, 11-8
70	Robert Moore (5)	46	May 6	at #19 Auburn	LHP Konner Copeland	2	8th	1	2-2	8-6	W, 11-8
71	Braydon Webb (12)	48	May 8	at #19 Auburn	RHP Joseph Gonzalez	2	3rd	1	0-0	2-2	W, 7-4
72	Brady Slavens (12) *	49	May 13	#24 Vanderbilt	LHP Devin Futrell	0	4th	0	1-1	0-5	L, 9-6 (10)
73	Robert Moore (6)	49	May 13	#24 Vanderbilt	LHP Devin Futrell	1	5th	2	2-2	1-5	L, 9-6 (10)
74	Brady Slavens (13)	49	May 13	#24 Vanderbilt	LHP Devin Futrell	0	5th	2	0-0	3-5	L, 9-6 (10)
75	Cayden Wallace (7) *	50	May 14	#24 Vanderbilt	RHP Chris McElvain	0	1st	0	0-1	0-0	W, 11-6
76	Cayden Wallace (8)	50	May 14	#24 Vanderbilt	RHP Chris McElvain	2	4th	2	2-1	3-5	W, 11-6
77	Jalen Battles (8)	50	May 14	#24 Vanderbilt	RHP Chris McElvain	1	7th	1	3-2	9-6	W, 11-6
78	Peyton Stovall (4)	52	May 19	at Alabama	RHP Garrett McMillan	1	5th	2	3-1	0-3	W, 7-3
79	Cayden Wallace (9)	52	May 19	at Alabama	RHP Garrett McMillan	2	5th	2	0-1	2-3	W, 7-3
80	Cayden Wallace (10)	54	May 21	at Alabama	LHP Grayson Hitt	0	4th	1	0-0	2-7	L, 18-5
81	Braydon Webb (13)	54	May 21	at Alabama	LHP Antoine Jean	1	6th	1	0-1	3-18	L, 18-5
82	Jalen Battles (9)	55	May 25	vs. Alabama	RHP Jacob McNairy	0	3rd	1	0-1	0-3	L, 4-3
83	Chris Lanzilli (7)	55	May 25	vs. Alabama	LHP Jake Leger	1	6th	0	1-1	1-4	L, 4-3
84	Cayden Wallace (11) * ^	56	May 27	vs. Florida	RHP Nick Pogue	0	6th	0	0-0	0-5	L, 7-5
85	Michael Turner (7) ^	56	May 27	vs. Florida	RHP Nick Pogue	0	6th	0	1-0	1-5	L, 7-5
86	Braydon Webb (14)	56	May 27	vs. Florida	RHP Ryan Slater	1	9th	2	3-2	3-7	L, 7-5
87	Cayden Wallace (12)	57	June 3	vs. Grand Canyon	RHP Daniel Avitia	0	1st	2	0-1	0-0	W, 7-1
88	Cayden Wallace (13)	57	June 3	vs. Grand Canyon	RHP Blake Reilly	0	4th	2	0-1	5-1	W, 7-1
89	Brady Slavens (14)	58	June 4	at #6 Oklahoma State	RHP Justin Campbell	0	1st	1	1-2	0-0	W, 20-12
90	Robert Moore (7)	58	June 4	at #6 Oklahoma State	RHP Justin Campbell	0	2nd	1	2-1	1-1	W, 20-12
91	Cayden Wallace (14) *	58	June 4	at #6 Oklahoma State	RHP Justin Campbell	0	4th	0	1-0	2-7	W, 20-12
92	Michael Turner (8)	58	June 4	at #6 Oklahoma State	RHP Hueston Morrill	0	7th	2	1-1	5-10	W, 20-12
93	Robert Moore (8)	58	June 4	at #6 Oklahoma State	RHP Hueston Morrill	1	7th	2	0-1	6-10	W, 20-12
94	Jalen Battles (10)	58	June 4	at #6 Oklahoma State	RHP Trevor Martin	3	8th	1	0-0	12-10	W, 20-12
95	Chris Lanzilli (8)	58	June 4	at #6 Oklahoma State	LHP Ryan Ure	2	9th	1	0-1	16-12	W, 20-12
96	Cayden Wallace (15) *	59	June 5	at #6 Oklahoma State	LHP Mitchell Stone	0	5th	0	2-1	2-6	L, 14-10 (10)
97	Michael Turner (9)	59	June 5	at #6 Oklahoma State	RHP Roman Phansalkar	1	8th	1	2-2	6-7	L, 14-10 (10)
98	Brady Slavens (15) *	60	June 6	at #6 Oklahoma State	RHP Ryan Bogusz	0	4th	0	1-1	0-0	W, 7-3
99	Peyton Stovall (5) *	61	June 11	at #11 North Carolina	RHP Max Carlson	0	5th	0	0-0	0-0	W, 4-1
100	Braydon Webb (15)	62	June 12	at #11 North Carolina	LHP Brandon Schaeffer	0	5th	1	0-0	1-0	W, 4-3
101	Chris Lanzilli (9)	63	June 18	vs. #2 Stanford	RHP Alex Williams	2	5th	1	1-1	1-1	W, 17-2
102	Cayden Wallace (16)	63	June 18	vs. #2 Stanford	RHP Cody Jensen	1	9th	0	0-0	11-2	W, 17-2
103	Peyton Stovall (6)	64	June 20	vs. Ole Miss	RHP Brandon Johnson	1	9th	1	3-1	3-13	L, 13-5
104	Chris Lanzilli (10)	65	June 21	vs. #25 Auburn	RHP John Armstrong	1	4th	2	0-0	6-0	W, 11-1
105	Chris Lanzilli (10) *	66	June 22	vs. Ole Miss	LHP John Gaddis	0	2nd	0	1-2	0-0	W, 3-2
106	Brady Slavens (16) *	66	June 22	vs. Ole Miss	LHP John Gaddis	0	5th	0	1-0	1-1	W, 3-2

* - indicates leadoff home run / ^ - indicates back-to-back home run / ! - indicates walk-off home run / + - indicates pinch-hit home run



MISCELLANEOUS STATS

Hitting Streaks	Longest	Current	Reached Base Streaks	Longest	Current
Michael Turner	12	12	Robert Moore	31	5
Cayden Wallace	12	3	Chris Lanzilli	27	3
Chris Lanzilli	12	3	Cayden Wallace	22	22
Peyton Stovall	11	-	Zack Gregory	22	-
Braydon Webb	11	-	Braydon Webb	21	-
Jalen Battles	10	-	Michael Turner	18	12
Jace Bohrofen	7	-	Peyton Stovall	17	-
Brady Slavens	6	-	Jalen Battles	16	-
Zack Gregory	5	-	Brady Slavens	10	-
Robert Moore	3	1	Jace Bohrofen	8	1
Dylan Leach	3	-	Kendall Diggs	8	-
Max Soliz Jr.	2	-	Dylan Leach	5	-
Drake Varnado	2	-	Max Soliz Jr.	3	-
Kendall Diggs	2	-	Drake Varnado	2	-

STARTERS SUMMARY

Player	GS	p	c	1b	2b	3b	ss	lf	cf	rf	of	dh	1st	2nd	3rd	4th	5th	6th	7th	8th	9th
Wallace	67	67	42	12	13
Battles	66	66	1	.	4	12	27	19	3
Moore	65	.	.	.	64	.	1	1	5	19	10	16	13	1	.	.
Turner	63	.	53	5	5	.	.	7	21	25	5	2	1	2	.
Slavens	62	.	.	12	13	37	.	.	23	.	8	9	11	7	4	.
Lanzilli	59	5	.	46	8	11	22	19	5	1	1	.
Webb	58	58	14	5	.	1	5	15	6	12	.
Gregory	53	43	9	1	.	.	.	3	1	2	2	45
Stovall	51	.	.	48	3	7	14	9	18	3
Bohrofen	24	18	.	5	1	.	.	1	2	1	5	4	8	3	.	.
Noland	19	19
Leach	16	.	14	2	2	1	13
Wiggins	15	15
Diggs	15	.	.	2	13	4	4	3	2	2	.
Smith	15	15
McEntire	8	8
Varnado	3	1	.	2	2	1
Adamiak	3	3
Ledbetter	2	2
Morris	2	2
Ramage	2	2
Pleimann	1	1
Soliz Jr.	1	1	1	.

Multiple Hit Games	2	3	4	5+	Tot
Jalen Battles	23	1	-	-	24
Michael Turner	11	8	2	-	21
Cayden Wallace	14	6	1	-	21
Chris Lanzilli	15	4	-	-	19
Braydon Webb	14	4	-	-	18
Peyton Stovall	12	5	-	1	18
Brady Slavens	13	2	2	-	17
Robert Moore	14	2	-	-	16
Zack Gregory	5	-	-	-	5
Jace Bohrofen	4	1	-	-	5
Dylan Leach	2	-	-	1	3
Kendall Diggs	1	1	-	-	2
Drake Varnado	1	-	-	-	1
TEAM	129	34	5	2	170

Multiple RBI Games	2	3	4	5+	Tot
Cayden Wallace	6	6	3	1	16
Michael Turner	7	7	1	-	15
Brady Slavens	6	7	1	1	15
Braydon Webb	11	1	2	-	14
Robert Moore	9	4	1	-	14
Jalen Battles	9	2	1	-	12
Peyton Stovall	7	2	1	-	10
Chris Lanzilli	3	6	1	-	10
Jace Bohrofen	3	1	-	1	5
Kendall Diggs	2	2	1	-	5
Dylan Leach	2	1	-	1	4
Zack Gregory	1	-	1	-	2
Drake Varnado	1	-	-	-	1
TEAM	67	39	13	4	123





IT MEANS MORE THAN
175,000
NAMES
CHISELED INTO THE
SIDEWALK.



IT JUST MEANS MORE.™

SECsports.com #ItJustMeansMore





|| HISTORY & RECORDS



PROGRAM HISTORY

Few schools in America enjoy as rich a history as that of the Arkansas Razorback baseball program. With 10 College World Series appearances - including national runner-up finishes in 1979 and 2018 - and 32 NCAA postseason appearances to its credit, the University of Arkansas has long been considered one of the nation's elite programs.

Entering their 101st season of competition in 2023, the Hogs fielded their first team in 1897. Arkansas played for 24 years before seeing its team discontinued from 1930 to 1946. Hugo Bezdek, E.T. Pickering, T.T. McConnell, Claude Watts, Norman Coyle and Francis Schmidt served as coaches during the early days of the program. All but Watts and Coyle also served as head football coaches at the university.

The Razorbacks got back in the baseball business again in 1947 with Deke Brackett serving the first of three seasons as head coach. It was in 1950, with Razorback athletic trainer Bill Ferrell taking the reins, that modern day interest in the sport ignited for the first time. Though compiling only a 139-149 record during his 16-year tenure, the foundation was laid for what was to come.


Wayne Robbins took over for the popular Ferrell in 1966 and coached four seasons, going 50-51. His successor was a fiery young coach from Wisconsin who would eventually build the program into one of national prominence.

Norm DeBriyn was hired by Arkansas Athletics Director George Cole in 1970 and charged with making the Razorbacks competitive on a conference and national level. Arkansas baseball had not been a baseball-playing member of a league since dropping out of Southwest Conference play in 1926. One of DeBriyn's first tasks was to resume a SWC schedule, a feat which was accomplished in time for the 1974 season. His teams proved competitive in one of the nation's toughest baseball leagues and Arkansas would end up qualifying for 14 of the 15 SWC Tournaments held during the Razorbacks' membership in the league.

The Razorbacks became competitive on a larger scale as well under DeBriyn. Arkansas participated in its first NCAA postseason in 1973, DeBriyn's fourth season, and made its first trip to the NCAA College World Series in 1979 - his 10th season at the helm. That trip to Omaha in 1979 saw the Razorbacks finish as national runner-up to Cal State Fullerton.

In his final season as coach in 2002, DeBriyn guided Arkansas to an NCAA Super Regional after winning the Wichita Regional with a perfect 3-0 mark. The Razorbacks came within two runs of advancing to their fifth NCAA College World Series, losing the Super Regional two games to one to host Clemson.

A new chapter in Arkansas baseball history began in 2003 when former Razorback player and graduate assistant coach Dave Van Horn was named head coach after DeBriyn retired. Since taking over at his alma mater, Van Horn has continued to grow the Razorback program with seven trips to the College World Series (2004, 2009, 2012, 2015, 2018, 2019 and 2022), 18 NCAA Tournament berths and nine SEC championships over his 20 seasons at the helm.



Head coach Norm DeBriyn led the Razorbacks to their first SEC title in 1999. In his career, he guided Arkansas to three conference titles combined in the SWC and SEC.



With the installation of lights at George Cole Field, Arkansas was able to host its first night game and the Southwest Conference Tournament in 1985.

Facilities have played an important role in the history of Razorback baseball. Upon DeBriyn's arrival, the Razorbacks were playing games at the run-down and disheveled Washington County Fairgrounds field barely fit for pasture land. By 1975, Arkansas had moved into George Cole Field, one of the few college ballparks in the country with an artificial playing surface. The park gave the program immediate respectability and Arkansas would advance five times to NCAA postseason play and twice to the NCAA College World Series in its first decade in the park. Lights were added in 1985 with the help of former standouts Kevin McReynolds, Johnny Ray and Tim Lollar, a move that again advanced the program to another level.

George Cole Field was the site of the Razorback baseball program's coming of age. The Razorbacks would go 567-142-2 at the facility for a winning percentage of .799. It was the site of the school's first league tournament championship, in 1985, and home to a parade of all-conference and All-America players. McReynolds, Ray, Lollar and Tom Pagnozzi - some of the first Razorbacks to make a significant impact in Major League Baseball - were just a few of many DeBriyn pupils who honed their skills at George Cole Field and went on to excel in the majors.

Although he retired following the 2002 season, the magic continued with DeBriyn's subtle influence on the lives of Charlie Baum and Willard and Pat Walker families, key contributors to perhaps the crowning achievement of DeBriyn's tenure - Baum Stadium at George Cole Field. The 8,237-seat stadium, which can accommodate a crowd of 10,737, is unparalleled in the country in form and function and moved the program to an even higher level of achievement.

Designed by the nationally acclaimed firm HOK, designers of such jewels as Oriole Park at Camden Yards, Coors Field and Progressive Field, Baum Stadium at George Cole Field played host to its first game on April 13, 1996, as a crowd of 3,328 saw the Razorbacks defeat Auburn in a doubleheader sweep.

Named the best college baseball facility in the nation by Baseball America in 1998 and 2018, the stadium has ignited the interest of Razorback fans throughout the region and helped Arkansas lead the nation in tickets sold in 2007 with 8,069 per game and set a then-NCAA record in the process. Since 2004, the Hogs' second season under Van Horn, Arkansas has ranked in the top five nationally in average attendance each year, bringing in 7,633 fans per game.

Another crown jewel of Razorback baseball is the Fowler Family Baseball & Track Training Center. The 52,000-square foot climate-controlled indoor facility opened in the fall of 2014 and includes a full-size practice infield that is suitable for live hitting, fielding and base running. The facility also includes four batting cages and protective netting around the facility to ensure safe activity and observation while taking protective measures toward the facility structure.

The J.B. & Johnelle Hunt Family Baseball Development Center, which opened prior to the 2022 season, is the latest addition to Baum-Walker Stadium. The 49,000-square foot baseball performance facility provides student-athletes with an improved and expanded locker room, team meeting room, strength and conditioning center, training room, nutrition center, pitching and development lab and an in-venue batting tunnel.

Arkansas baseball is not just about those who have been able to play the game for a living. The Razorbacks have produced 93 all-conference selections (all since 1976 when Bill Montgomery was named All-Southwest Conference), 31 All-America picks (Lollar was the first in 1978), 24 freshman All-America selections, 59 conference all-tournament selections, five conference titles (1989, 1990, 1999, 2004, 2021), two conference tournament championships and 11 College World Series appearances.

Since joining the SEC in 1992, Arkansas has placed 54 players on All-SEC lists. Throughout the years, 62 former Razorbacks have played in the big leagues and nine were major league first-round draft picks in McReynolds (1981), Jeff King (1986), David Walling (1999), Nick Schmidt (2007), Logan Forsythe (2008), Zack Cox (2010), Ryne Stanek (2013), Andrew Benintendi (2015) and Heston Kjerstad (2020).

Six former Hogs have won a World Series: Dick Hughes (St. Louis Cardinals, 1967), Eric Hinske (Boston Red Sox, 2007/New York Yankees, 2009), Dallas Keuchel (Houston Astros, 2017), Benintendi (Red Sox, 2018), Drew Smyly (Atlanta Braves, 2021) and Stanek (Astros, 2022).

Many former Razorbacks have given something back to the program that helped propel them to the professional ranks, but none so much as the all-star catcher Tom Pagnozzi. The annual Tom Pagnozzi Invitational Golf Tournament and surrounding events raise thousands of dollars each year for the Arkansas baseball program.

Memorable moments of Arkansas baseball vary with the observer. Arkansas' first NCAA postseason appearance in 1973 at Arlington Stadium in Arlington, Texas, will long be considered a watershed moment for DeBriyn's program. Though the Razorbacks lost two straight, it was a signal the program had arrived. Just six years later, the Razorbacks raced through the NCAA East Regional in Tallahassee, Florida, in four games to advance to the College World Series in Omaha, Nebraska, for the first time.

Three more wins in the then-true double elimination event put Arkansas in the championship game against Cal State Fullerton. Fullerton, playing with one loss, won the first championship game, 13-10, to force a winner-take-all rematch. Fullerton won that one 2-1, sending the disappointed Razorbacks home with the national runner-up trophy.

A third-place finish at the 1985 CWS also saw the Razorbacks go through Tallahassee and started a five-year stretch in which Arkansas advanced to Omaha three times, each time on an odd year. Fifth-place finishes in 1987 and 1989 were outstanding achievements for those teams.

Arkansas played host to its first Southwest Conference Tournament in 1985, winning three straight games at George Cole Field with an opening win over Baylor and back-to-back victories over rival Texas. It was another example of facilities

playing a role in the program's success - only the addition of lights that season enabled the school to snare the tournament host honor from traditional sites Texas and Texas A&M.

Memorable moments are hard to narrow to such a small space but would include some hard-to-forget home runs and pitching performances. Ralph Kraus ushered in the school's first night game in classic style with a home run in the bottom of the ninth inning to defeat Texas before thousands in 1985.

There have been 13 no-hitters in school history, the most recent by the combination of Dominic Taccolini, Matt Cronin, and Josh Alberius in the 2017 SEC Tournament. They blanked Auburn to join former Razorbacks Rich Erwin (1976), David Rhodes (1977), Scott Glanz (1982), Tim Deitz (1983), Fred Faust (1984), Steve Parker (1986), Dennis Fletcher-Tim Sherrill-Tim Peters (1987), Brian Cook-Brian Dennison (1991), Todd Abbott (1994), Richie Nye (1996), Scott Roehl (2001), and Nick Schmidt-Brian McLelland, Devin Collis (2006) as no-hit specialists.

Another Nye helped the Razorbacks make history again on the final day of the 1999 regular season. Rodney Nye homered in each of his first three trips to the plate to lead Arkansas its first SEC Western Division and overall titles.

Baum-Walker Stadium has already seen its share of memorable games in its short lifespan, such as Arkansas' 11-run rally to beat South Carolina, 17-16, in 1998 and a 16-0 win over Eastern Illinois in which David Walling fanned 16 batters to help give Norm DeBriyn his 1,000th career victory.

In 1999, the Razorbacks took their home field advantage to a new level, going 14-1 in home SEC games and ending the season with 13 consecutive conference victories at the facility. The solid play in home league games helped the Razorbacks earn division and overall league titles and brought an NCAA regional to the UA campus for the first time in school history.

In 2004, Arkansas duplicated the feat again earning a share of the SEC crown and topping the SEC West. Picked last in the division to begin the season, head coach Dave Van Horn guided this gritty bunch of Razorbacks to their second league title since joining the SEC. For their efforts, Arkansas earned a coveted national seed in the NCAA Tournament draw and hosted its second regional in school history.

The Razorbacks hosted, at the time, the largest attended NCAA Regional as 38,773 fans packed Baum-Walker Stadium for the three-day event. Arkansas didn't disappoint, although it took a historic comeback to send the home crowd away happy. Down to its last out in an elimination game against Wichita State, Arkansas got a grand slam from junior catcher Brady Toops to complete an improbable 11-9 comeback win against Wichita State. Arkansas held off the Shockers, 4-3, in the regional final to secure the school's first-ever NCAA Super Regional.



Former Razorbacks Ronn Reynolds, Kevin McReynolds, Tim Lollar and Johnny Ray with long-time Arkansas head coach Norm DeBriyn (middle). All four #ProHogs played in the Major Leagues for at least six years and each played in at least 100 games or more during their careers.



Arkansas clinched its eighth trip to the College World Series in 2015 after defeating Missouri State in game three of the NCAA Fayetteville Super Regional. Arkansas won 21 of its final 29 games that year to reach its 14th-straight NCAA Tournament. In game two of the Super Regional, fans set a single-game Baum Stadium attendance record (12,167) that still stands today.

The following weekend, Arkansas dominated No. 12 Florida State in a two-game sweep of the Seminoles televised nationally by ESPN. Razorback fans set a new NCAA record for super regional attendance at an on-campus venue drawing 9,338 on Friday and 10,027 on Saturday. With the 4-2 win in game two, Arkansas clinched its fifth College World Series berth.

During the 2009 regular season, Arkansas earned its first No. 1 ranking and defeated Arizona State in front of a then-Baum-Walker record 11,014 fans in the facility's first matchup between top-ranked teams; the Sun Devils were also ranked No. 1 at the time in other national polls.

That same year, the Hogs swept through the Norman Regional and Tallahassee Super Regional, upsetting national seeds Oklahoma and Florida State, respectively, to earn the program's sixth trip to Omaha.

On college baseball's grandest stage at historic Rosenblatt Stadium, Arkansas split its first two games of the 2009 College World Series, besting Cal State Fullerton and then losing to LSU. The Razorbacks found themselves one out away from elimination against Virginia before Brett Eibner lifted a two-run shot to left field to tie the game. Arkansas went on to win the instant classic, 4-3, in 12 innings, and finished the series in third place.

The Razorbacks reached the College World Series for the third time under Van Horn in 2012 as Arkansas put together a memorable postseason run that saw them down old SWC rivals Rice and Baylor on their home fields. Arkansas opened its tournament run in Houston as it defeated Sam Houston State twice and downed eighth-ranked Rice in a 1-0 shutout.

The next week, Arkansas returned to the state of Texas and faced No. 4 national seed Baylor. After dropping the opener of the Super Regional, Arkansas responded by winning the next two games to punch its ticket to Omaha.

A scoreless game until the top of the 10th inning, Arkansas broke through on Jake Wise's RBI single, scoring Brian Anderson. Randall Fant, Nolan Sanburn, Brandon Moore, Trent Daniel and Colby Suggs combined to shut down the high-powered Baylor offense and send Arkansas to Omaha.

In the College World Series, the Hogs won their first two games, defeating Kent State, 8-1, in the opener before downing South Carolina, 2-1, to snap the Gamecocks' 22-game NCAA postseason win streak. Arkansas would finish tied for third in the CWS after eventual-runner up South Carolina defeated the Razorbacks twice.

The 2015 season saw one of the greatest individual performance ever by an Arkansas baseball player as outfielder Andrew Benintendi became the first Razorback to win the Golden Spikes Award, given to the national player of the year. The sophomore wowed the crowds at Baum Stadium as he became just the third player in SEC history to lead the league in home runs (20) and batting average (.376).

With the help of Benintendi, Arkansas had an improbable run culminating in one of the most memorable seasons in Razorback history. Entering April at 14-14, Arkansas went on a tear, going 21-8 in its final 29 games and earned a two-seed in the NCAA Tournament.

Arkansas headed to the Stillwater Regional and cruised through, winning all three games they played. The Hogs won the Regional and won the right to host a Super Regional the following week against national-seed Missouri State.

The Razorbacks split the first two games of the Fayetteville Super Regional setting up a winner-take-all third game. Behind a raucous and stadium-record crowd of 12,167 fans, first team All-SEC closer Zach Jackson took the mound with a one run lead and 11 outs standing between the Razorbacks and Omaha. Jackson retired 11 straight, including a series-ending strikeout that sent Baum Stadium into hysteria and the Razorbacks to the College World Series for the third time in the past seven years.

Arkansas continued its trend of making it to Omaha every three seasons as it returned to the College World Series in 2018, the fifth time under head coach Dave Van Horn and ninth time overall. In turn, the Razorbacks made its deepest run since 1979.

The road to its ninth College World Series was not easy as Arkansas' regular-season schedule was, arguably, the toughest in the nation. The Hogs faced four of the seven other teams (Mississippi State, Florida, Texas, Texas Tech) that made the CWS field and went on to win 35 games at home, never losing a series at Baum Stadium in the process.

For the third time in its history, Arkansas was awarded a national seed (No. 5) for the NCAA Tournament ultimately giving it home field advantage all the way to the College World Series. The Hogs won three-straight games in the regional and two of three games in the Super Regional against SEC foe, South Carolina to earn the coveted spot in Omaha. The fans responded with the opportunity of having postseason baseball at Baum-Walker Stadium, making it the highest attended regional and super regional for 2018.

In Omaha, the Razorbacks won their first three games of the series, defeating Texas, Texas Tech and Florida to earn its first trip to the CWS final since 1979. Arkansas won game one of the final against Oregon State, 4-1, utilizing another stellar pitching performance from junior Blaine Knight, who ended his Razorback career setting the Arkansas single-season record for wins with a perfect 14-0 record. His closer, Matt Cronin, also set the Arkansas single-season saves record (14) in the same game.

Arkansas came within one strike of winning its first national championship in game two against Oregon State, but the Beavers scored three runs in the ninth inning and claimed game three the next day to give Arkansas its second national runner-up trophy in school history.

For the first time in program history, the Razorbacks secured a trip to the College World Series in back-to-back seasons, reaching Omaha again in 2019. The Hogs rode a 41-17 overall record and a 20-10 mark in SEC play to a West Division title and a No. 5 national seed, ensuring the Road to Omaha continued to run through Fayetteville.

In Regional action, Arkansas made light work of Central Connecticut State (11-5) and TCU twice (3-1 & 6-0) to move on to Super Regional play, where a familiar foe awaited them. Arkansas got the privilege of facing Ole Miss for the sixth, seventh & eighth times in 2019, taking games one & three by scores of 11-2 & 14-1 to earn the program's 10th trip to the College World Series.

Despite a shortened season in 2020 due to the COVID-19 pandemic, the Hogs still found ways to make it a memorable one. Arkansas started out 7-0 with sweeps over Eastern Illinois and Gonzaga, including an 11-strikeout performance from Connor Noland on Opening Day. In the series finale against South Alabama, Heston Kjerstad hit the program's first walk-off home run exactly seven years to the day on March 8, 2013. The final game of the season was also a milestone as a wild 10-9 victory over Grand Canyon gave Dave Van Horn his 700th win as head coach of the Razorbacks.

Arkansas reached new heights during the 2021 campaign, putting together a historic 50-win year that culminated with both an SEC regular season and conference tournament title. The Razorbacks became one of two SEC teams (Vanderbilt, 2013) in history to win all of their conference series in a season. Arkansas set a single-season school records for home runs (109) during the year and was led by pitcher Kevin Kopps, who turned in one of the most legendary seasons in college baseball history. Kopps went 12-1 with 11 saves, 131 strikeouts and a nation-leading 0.90 ERA in 89.2 innings of work to become Arkansas' second Golden Spikes Award winner.



In 2021, the Razorbacks became the fifth team to win both the SEC regular season title and the SEC Tournament title since the league went to the current tournament format in 1996.

The Hogs posted a 46-21 overall record in 2022, highlighted by the program's 11th trip to the College World Series and its third in the last four postseason. Dave Van Horn's Razorbacks continued to make history on the field, setting new single-season school records in both strikeouts (674) and fielding percentage (.982).

With yet another 45-win season under its belt, Arkansas extended its streak as the only team in the country with at least 45 wins in each of the last five full seasons (2017, 2018, 2019, 2021 and 2022). Entering 2023, no team in the country has racked up more wins over the last six seasons than the Hogs' 246 total wins since 2017.

A rich history with legendary players, coaches and games make Arkansas baseball a unique and treasured program. With Baum-Walker Stadium as a backdrop for the Razorbacks' continued competition in the toughest league in the nation, Arkansas baseball promises to bring fans many more great moments for many years to come.





RAZORBACKS FINISH SECOND IN FIRST CWS APPEARANCE

Overall Record: 49-15 | **SWC Record:** 19-5

SWC Finish: 2nd

SWC Tournament Finish: 2nd

College World Series Finish: 2nd

All-America Selections: Ronn Reynolds, C

CWS All-Tournament Team: Marc Brumble, OF

All-SWC Selections: Steve Krueger, LHP; Johnny Ray, 2B; Ronn Reynolds, C; Ed Wallace, 1B

All-SWC Tournament Selections: Marc Brumble, OF; John Hennell, 1B; Johnny Ray, 2B; Ronn Reynolds, C; Scott Tabor, P; Larry Wallace, SS

1979 Roster

Head Coach: Norm DeBriyn

Assistant Coaches: Doug Clark, Tom Hilton, Ban Ormsby

Name	Pos.	Yr.	Hometown (Last School)
Tim Alexander	RHP	So.	Ft. Smith, Ark. (Southside)
Jeff Ash	OF	Jr.	Shawnee Mission, Kan. (North)
Donald Atkins	INF/OF	Fr.	Little Rock, Ark. (Parkview)
Bill Bakewell	RHP	Sr.	Tulsa, Okla. (Hale)
Powell Bowers	2B	Fr.	Mt. Pleasant, Texas (Mt. Pleasant)
Jeff Boyd	RHP	Jr.	Springfield, Mo. (Glendale)
Marc Brumble	OF	Sr.	Tulsa, Okla. (Hale)
Mark Bulgarelli	C	Sr.	Littleton, Colo. (Arapahoe)
Randal Carter	SS/3B	Jr.	Springfield, Mo. (Hillcrest)
Tim Clancy	C/1B	Jr.	Tulsa, Okla. (Bishop Kelley)
Steve Coker	3B	So.	Fayetteville, Ark. (Fayetteville)
Chris Day	LHP	So.	Houston, Texas (Sharpstown)
Rich Erwin	RHP	Sr.	Littleton, Colo. (Littleton)
Kevin Grover	LHP	Fr.	Janesville, Wis. (Craig)
Bill Grubb	INF/OF	Jr.	Tulsa, Okla. (Hale)
Jeff Haun	INF	Fr.	Overland Park, Kan. (South)
John Hennell	1B	Jr.	Ashland, Wis. (Ashland)
Stuart Huchingson	RHP	Fr.	West Memphis, Ark. (West Memphis)
Jeff Huddleston	RHP	So.	Texarkana, Texas (Liberty)
Albert Jiron	SS	Fr.	Lakewood, Colo. (Bear Creek)
Danny Johnson	RHP	Fr.	Pine Bluff, Ark. (Watson Chapel)
Rob Kauffman	3B	Jr.	Tulsa, Okla. (Hale)
Mike Kreyborg	RHP	Fr.	Tulsa, Okla. (Bishop Kelley)
Dave King	OF	Jr.	Elkins, Ark. (Elkins)
Steve Krueger	LHP	Jr.	Topeka, Kan. (West)
Bruce Lahay	LHP	So.	St. Louis, Mo. (Oakville)
Mike Martin	OF	Sr.	Moore, Okla. (Moore)
Dale McDaniel	RHP	Jr.	Kansas City, Mo. (Hickman)
Pat McGurk	RHP	Jr.	Muskogee, Okla. (Muskogee)
Bob McHale	RHP	Jr.	Tobyhanna, Pa. (Pocono)
Kevin McReynolds	OF	Fr.	North Little Rock, Ark. (Sylvan Hills)
Kevin Radford	2B	Jr.	Tulsa, Okla. (Memorial)
Johnny Ray	2B	Sr.	Chouteau, Okla. (Chouteau)
Ronn Reynolds	C	Jr.	Wichita, Kan. (Southeast)
Rickey Riddle	OF	Jr.	Hot Springs, Ark. (Hot Springs)
Billy Schock	RHP	Fr.	Deer Park, Texas (Deer Park)
John Stanley	LHP	Jr.	Little Rock, Ark. (Hall)
Scott Tabor	RHP	Fr.	Little Rock, Ark. (McClellan)
Ed Wallace	LHP	Sr.	Florissant, Mo. (McClure)
Larry Wallace	2B/SS	Sr.	Pine Bluff, Ark. (Pine Bluff)
Manual Warrior	RHP	Sr.	Sapulpa, Okla. (Kellyville)
Ron Waymire	RHP	Jr.	Tulsa, Okla. (Cascia Hall)
Andy White	RHP	So.	Newport, Ark. (Newport)
Luis Zambrana	OF	So.	Carolina, Puerto Rico




1979 Results

Date	Result	Opponent	Location
2/23	W, 7-1	William Jewell	Fayetteville
2/23	W, 13-2	William Jewell	Fayetteville
2/27	W, 5-0	Missouri Southern	Fayetteville
2/27	W, 3-2	Missouri Southern	Fayetteville
3/2	W, 2-0	Texas*	Fayetteville
3/3	L, 3-2	Texas*	Fayetteville
3/3	L, 1-0	Texas*	Fayetteville
3/4	L, 3-2	Southern Illinois	Fayetteville
3/4	L, 18-5	Southern Illinois	Fayetteville
3/5	W, 5-0	Southwest Baptist	Fayetteville
3/5	W, 9-2	Southwest Baptist	Fayetteville
3/6	W, 4-1	Tulsa	Fayetteville
3/6	W, 8-1	Tulsa	Fayetteville
3/9	W, 6-3	Rice*	Houston, Texas
3/10	W, 7-2	Rice*	Houston, Texas
3/10	W, 12-3	Rice*	Houston, Texas
3/16	W, 12-1	Baylor*	Fayetteville
3/17	W, 5-1	Baylor*	Fayetteville
3/17	L, 4-0	Baylor*	Fayetteville
3/19	W, 13-0	Missouri Western	Fayetteville
3/19	W, 7-6 (11)	Missouri Western	Fayetteville
3/23	W, 7-1	TCU*	Fort Worth, Texas
3/24	W, 10-1	TCU*	Fort Worth, Texas
3/24	W, 9-4	TCU*	Fort Worth, Texas
3/26	W, 6-2	Eastern Michigan	Fayetteville
3/26	W, 1-0	Eastern Michigan	Fayetteville
3/27	W, 7-4	Iowa	Fayetteville
3/27	W, 6-0	Eastern Michigan	Fayetteville
3/30	W, 3-1	SMU*	Fayetteville
3/31	W, 3-1	SMU*	Fayetteville
3/31	W, 9-2	SMU*	Fayetteville
4/3	W, 5-1	SMS	Fayetteville
4/3	W, 4-3	SMS	Fayetteville
4/6	L, 9-8	Texas Tech*	Lubbock, Texas
4/7	W, 6-2	Texas Tech*	Lubbock, Texas
4/7	W, 12-9	Texas Tech*	Lubbock, Texas
4/13	W, 4-0	South Dakota	Fayetteville
4/13	W, 7-0	South Dakota	Fayetteville
4/14	W, 7-1	South Dakota	Fayetteville
4/14	W, 8-1	South Dakota	Fayetteville
4/17	L, 5-2	Oral Roberts	Tulsa, Okla.
4/20	W, 5-3	Houston*	Fayetteville
4/21	W, 3-0	Houston*	Fayetteville
4/21	W, 11-10 (8)	Houston*	Fayetteville
4/27	L, 6-0	Texas A&M*	College Station, Texas
4/28	W, 2-0 (11)	Texas A&M*	College Station, Texas
4/28	W, 9-1	Texas A&M*	College Station, Texas
4/30	L, 9-8	Missouri Southern	Joplin, Mo.
4/30	W, 6-5	Missouri Southern	Joplin, Mo.
5/4	L, 7-6	Wichita State	Wichita, Kan.
5/4	L, 5-4	Wichita State	Wichita, Kan.
5/12	W, 6-1	Baylor!	Austin, Texas
5/13	L, 6-2	Texas!	Austin, Texas
5/14	W, 6-2	Texas A&M!	Austin, Texas
5/14	L, 12-6	Texas!	Austin, Texas
5/25	W, 12-11	George Washington+	Tallahassee, Fla.
5/26	W, 9-1	Florida+	Tallahassee, Fla.
5/26	W, 8-6	Delaware+	Tallahassee, Fla.
5/27	W, 4-3	Delaware+	Tallahassee, Fla.
6/1	W, 5-4	Pepperdine#	Omaha, Neb.
6/3	W, 10-3	Arizona#	Omaha, Neb.
6/5	W, 9-4	Texas#	Omaha, Neb.
6/6	L, 13-10	Cal State Fullerton#	Omaha, Neb.
6/8	L, 2-1	Cal State Fullerton#	Omaha, Neb.

* - SWC Game; ! - SWC Tournament; + - NCAA East Regional;

- College World Series



RAZORBACKS WIN 51 GAMES, FINISH THIRD AT CWS

Overall Record: 51-15 | **SWC Record:** 13-7

SWC Finish: 3rd

SWC Tournament Finish: 1st

College World Series Finish: 3rd

All-America Selections: Mike Loggins, OF

CWS All-Tournament Team: Jeff King, 3B; Ralph Kraus, OF

All-SWC Selections: Tim Deitz, P; Fred Farwell, P; Jeff King, 3B; Mike Loggins, OF; Norm Roberts, OF


All-SWC Tournament Selections: Tim Deitz, P; Fred Farwell, P; Jeff King, 3B; Mike Loggins, OF; Dave Patterson, 1B (MVP); Norm Roberts, OF; Doyle Wilson, C

1985 Roster

Head Coach: Norm DeBriyn

Assistant Coaches: Doug Clark, Dave Jorn, Rex Dickerson (GA), Rude Garcia (GA), Dave Van Horn (GA)

Name	Pos.	Yr.	Hometown (Last School)
Joe Blair	2B	Fr.	Orlando, Fla. (Bishop)
Kevin Campbell	RHP	So.	Des Arc, Ark. (Des Arc)
Dera Clark	RHP	So.	Artesia, N.M. (Artesia)
Steve Clements	OF	Sr.	Vancouver, British Columbia (S. Idaho JC)
Jay Cleveland	RHP	So.	Amarillo, Texas (UTEP)
Tim Deitz	RHP	Jr.	Tulsa, Okla. (Hale)
Joe DiLeo	INF	Fr.	Scranton, Pa. (Central)
Bobby Joe Edmonds	OF	So.	St. Louis, Mo. (Luthern North)
Fred Farwell	LHP	Jr.	Nashua, N.H. (Crowder JC)
Fred Faust	RHP	Jr.	Fayetteville, Ark. (Fayetteville)
David Ferrell	2B	Jr.	West Fork, Ark. (Northark JC)
Chris Flake	OF	Fr.	North Little Rock, Ark. (Northeast)
Rob Gee	LHP	Jr.	North Little Rock, Ark. (Westark JC)
Ray Harris	LHP	Fr.	Jacksonville, Ark. (Jacksonville)
Jim Hartman	OF	Fr.	Bedford, Texas (Trinity)
Keith Helton	LHP	So.	North Little Rock, Ark. (Ole Main)
Howard Hilton	RHP	Sr.	Oxnard, Calif. (Oxnard JC)
Rick Huntze	RHP	Sr.	Tulsa, Okla. (Bacone JC)
Mark Jackson	OF	Jr.	North Little Rock, Ark. (Northeast)
Joe Jakoncuk	1B	Fr.	Cabot, Ark. (Cabot)
Kevin Kee	RHP	Fr.	Wichita Falls, Texas (Hirsch)
Keith Kerns	2B	Jr.	Salina, Okla. (Bacone JC)
Jeff King	3B	So.	Colorado Springs, Colo. (Rampart)
Ralph Kraus	1B/OF	Jr.	Plano, Texas (Plano)
Jim Kremers	INF	Fr.	North Little Rock, Ark. (Catholic)
Mike Loggins	OF	Jr.	Crossett, Ark. (Crossett)
Chris Lusker	C	Jr.	Pittsburg, Kan. (Labette JC)
Ron Meilleur	RHP	Fr.	Winnipeg, Canada (Winnipeg)
Gary Murphy	RHP	Jr.	Hazleton, Pa. (Luzerne JC)
Greg Murtha	C	Fr.	Little Rock, Ark. (Westark JC)
David Patterson	INF	Jr.	Ventura, Calif. (Ventura JC)
Tony Peters	C	Jr.	Nicholson, Pa. (Lackawanna)
Pat Rice	RHP	Jr.	Colorado Springs, Colo. (Academy)
Derrick Richardson	INF	Sr.	Fort Smith, Ark. (Northside)
Norm Roberts	OF	Sr.	Texarkana, Texas (Texas)
Ellis Roby	SS	Jr.	North Little Rock, Ark. (Ole Main)
Doyle Wilson	C	Jr.	Chandler, Ariz. (Mesa JC)



1985 Results

Date	Result	Opponent	Location
2/9	L, 5-2	Miami (Fla.)	Coral Gables, Fla.
2/9	L, 2-1	Miami (Fla.)	Coral Gables, Fla.
2/10	L, 4-0	Miami (Fla.)	Coral Gables, Fla.
2/16	W, 4-0	Oklahoma City	Fayetteville
2/16	W, 20-13	Oklahoma City	Fayetteville
2/17	W, 5-2	Oklahoma City	Fayetteville
2/22	W, 5-1	Kansas State	Fayetteville
2/25	W, 12-1	Missouri Southern	Fayetteville
2/25	W, 8-3	Missouri Southern	Fayetteville
3/1	W, 15-4	Lubbock Christian	Fayetteville
3/2	W, 15-1	Lubbock Christian	Fayetteville
3/2	W, 4-1	Lubbock Christian	Fayetteville
3/3	W, 11-3	Northwest Missouri State	Fayetteville
3/4	W, 18-8	Northeast Missouri State	Fayetteville
3/5	W, 15-6	Southeast Oklahoma State	Fayetteville
3/8	W, 9-7	Indiana State	Fayetteville
3/9	W, 7-2	Indiana State	Fayetteville
3/9	W, 3-1	Indiana State	Fayetteville
3/17	W, 8-4	Rice*	Houston, Texas
3/17	L, 13-2	Rice*	Houston, Texas
3/18	W, 10-0	Missouri Western	Fayetteville
3/18	W, 4-0	Missouri Western	Fayetteville
3/19	W, 4-3	School of the Ozarks	Fayetteville
3/19	W, 6-0	School of the Ozarks	Fayetteville
3/22	W, 5-4	Texas*	Fayetteville
3/23	W, 2-1	Texas*	Fayetteville
3/23	L, 13-3	Texas*	Fayetteville
3/26	L, 3-1	Oklahoma State	Stillwater, Okla.
3/29	L, 6-2	Texas A&M*	College Station, Texas
3/31	W, 6-4	Texas A&M*	College Station, Texas
3/31	W, 15-4	Texas A&M*	College Station, Texas
4/2	L, 6-14	Oklahoma State	Fayetteville
4/5	W, 16-12	Houston*	Fayetteville
4/6	W, 5-4	Houston*	Fayetteville
4/6	L, 10-9	Houston*	Fayetteville
4/12	W, 14-4	Texas Tech*	Lubbock, Texas
4/13	W, 14-11	Texas Tech*	Lubbock, Texas
4/13	W, 22-5	Texas Tech*	Lubbock, Texas
4/16	W, 6-5	SMS	Fayetteville
4/19	W, 19-7	TCU*	Fort Worth, Texas
4/20	L, 4-3	TCU*	Fort Worth, Texas
4/20	W, 12-6	TCU*	Fort Worth, Texas
4/26	L, 7-6	Baylor*	Fayetteville
4/27	W, 5-4	Baylor*	Fayetteville
4/27	L, 11-8	Baylor*	Fayetteville
4/30	L, 16-2	Mississippi State	Greenville, Miss.
5/1	W, 13-1	Mississippi State	Little Rock, Ark.
5/3	W, 10-4	Kansas	Fayetteville
5/4	W, 6-5	Kansas	Fayetteville
5/4	W, 6-2	Kansas	Fayetteville
5/6	W, 14-4	Oklahoma Christian	Fayetteville
5/9	W, 6-4	Oral Roberts	Fayetteville
5/10	W, 5-1	Oral Roberts	Fayetteville
5/11	W, 9-5	Oral Roberts	Tulsa, Okla.
5/15	W, 11-2	Louisiana-Lafayette!	Fayetteville
5/17	W, 6-4	Baylor!	Fayetteville
5/18	W, 9-5	Texas!	Fayetteville
5/19	W, 10-6	Texas!	Fayetteville
5/23	W, 20-13	Eastern Kentucky+	Tallahassee, Fla.
5/24	W, 13-9	George Mason+	Tallahassee, Fla.
5/25	W, 7-6	Florida State+	Tallahassee, Fla.
5/26	W, 7-5	Georgia Tech+	Tallahassee, Fla.
5/31	W, 1-0	South Carolina#	Omaha, Neb.
6/3	L, 5-4	Mississippi State#	Omaha, Neb.
6/6	W, 10-4	Stanford#	Omaha, Neb.
6/8	L, 8-7	Texas#	Omaha, Neb.

* - SWC Game; ! - SWC Tournament; + - NCAA South II Regional; # - College World Series



RAZORBACKS MAKE 3RD CWS APPEARANCE, FINISH 5TH

Overall Record: 51-16 | SWC Record: 17-4

SWC Finish: 2nd

SWC Tournament Finish: 2nd

College World Series Finish: 5th

All-America Selections: Andy Skeels, C

CWS All-Tournament Team: None

All-SWC Selections: Bobby Edwards, P; Tim Peters, P; Andy Skeels, C

All-SWC Tournament Selections: Andy Skeels, C

1987 Roster

Head Coach: Norm DeBriyn

Assistant Coaches: Doug Clark, Dave Jorn, Dave Van Horn (GA), Jerry Pufall (GA)

Name	Pos.	Yr.	Hometown (Last School)
Jim Anderson	C/OF	Fr.	St. Louis, Mo. (Lindbergh)
Bob Bailey	INF	Fr.	Newport, Ark. (Newport)
Randy Bobb	1B	Jr.	Broken Arrow, Okla. (Broken Arrow)
Jim Calhoon	INF	Fr.	Jacksonville, Ark. (Jacksonville)
Dan Campbell	OF	Jr.	Palos Verdes, Calif. (L.A. Harbor JC)
Kyle Caple	C	Fr.	Plano, Texas (Plano)
Bubba Carpenter	OF/LHP	Fr.	Winslow, Ark. (West Fork)
John Cebuhar	LHP	Jr.	Tulsa, Okla. (East Oklahoma JC)
Jay Cleveland	RHP	Sr.	Amarillo, Texas (UTEP)
Stan Click	OF	Jr.	Crossett, Ark. (Garden City JC)
Greg D'Alexander	3B	Fr.	Allen Park, Mich. (Cabrini)
Bob Edwards	RHP	Jr.	Salt Lake City, Utah (Coll. of S. Idaho)
Troy Eklund	1B/OF	So.	Kansas City, Mo. (Parkhill)
Dennis Fletcher	RHP	So.	Farmington, Ark. (Farmington)
Shawn Gore	1B/OF	Fr.	West Fork, Ark. (Farmington)
Bill Gunger	OF	So.	Auburn, N.Y. (Quinnipiac College)
Ray Harris	LHP	Jr.	Jacksonville, Ark. (Jacksonville)
Keith Helton	LHP	Sr.	North Little Rock, Ark. (Ole Main)
Mickey House	OF	So.	DeKalb, Texas (Texarkana JC)
Greg King	INF	Fr.	Lenexa, Kan. (Shawnee Mission South)
Jim Kremers	C/OF	Jr.	North Little Rock, Ark. (Catholic)
Allen Lester	LHP	Fr.	Fort Smith, Ark. (Southside)
Rod Moore	OF	Sr.	Oklahoma City, Okla. (Seminole JC)
Mike Oquist	RHP	Fr.	LaJunta, Colo. (Lajunta)
Tim Peters	RHP	Sr.	Portland, Ore. (Coll. of S. Idaho)
Tony Peters	C	Sr.	Nicholson, Pa. (Lackawana JC)
Jim Phillips	1B	Jr.	Texarkana, Texas (Seminole JC)
Scott Pose	INF	So.	West Des Moines, Iowa (Iowa West CC)
Ken Reese	INF	Jr.	Texarkana, Texas (Panola JC)
Tim Sherrill	LHP	Fr.	Harrison, Ark. (North Arkansas CC)
Britt Shoptaw	RHP	Fr.	Little Rock, Ark. (McClellan)
Mike Sisco	SS	Sr.	Des Peres, Mo. (Merramec JC)
Andy Skeels	C/OF	Sr.	Thousand Oaks, Calif. (Oxnard JC)
Don Thomas	3B/OF	So.	Pine Bluff, Ark. (Dollarway)
Kendall Trainor	OF	So.	Fredonia, Kan. (Fredonia)
Spencer Wilkinson	RHP	Jr.	Muskogee, Okla. (Connors State CC)
Kelly Zane	INF	Jr.	Wichita, Kan. (Butler County CC)



1987 Results

Date	Result	Opponent	Location
2/14	W, 3-1	Memphis	Memphis, Tenn.
2/14	T, 2-2	Memphis	Memphis, Tenn.
2/21	W, 21-5	Memphis	Fayetteville
2/22	W, 14-7	Memphis	Fayetteville
2/23	W, 4-3	Missouri Southern	Fayetteville
2/23	W, 13-10	Missouri Southern	Fayetteville
2/25	L, 6-4	Hawaii Pacific	Honolulu, Hawaii
2/26	W, 10-7	Hawaii Pacific	Honolulu, Hawaii
2/27	L, 8-4	Hawaii	Honolulu, Hawaii
2/28	L, 6-5 (10)	Hawaii	Honolulu, Hawaii
3/1	W, 9-7 (10)	Hawaii	Honolulu, Hawaii
3/2	W, 7-4	Hawaii	Honolulu, Hawaii
3/6	L, 4-3	Kansas State	Fayetteville
3/7	W, 12-7	Kansas State	Fayetteville
3/8	W, 13-4	North Texas	Fayetteville
3/9	W, 13-3	Lubbock Christian	Fayetteville
3/10	W, 20-10	St. Louis	Fayetteville
3/11	W, 9-0	St. Louis	Fayetteville
3/11	W, 15-5	St. Louis	Fayetteville
3/13	W, 10-3	Northern Iowa	Fayetteville
3/14	W, 8-3	Western Kentucky	Fayetteville
3/15	W, 5-2	Western Kentucky	Fayetteville
3/15	L, 11-5	Washington State	Fayetteville
3/20	W, 17-10	Texas A&M*	College Station, Texas
3/21	W, 8-2	Texas A&M*	College Station, Texas
3/21	W, 7-3	Texas A&M*	College Station, Texas
3/25	L, 8-1	Oklahoma State	Stillwater, Okla.
3/27	L, 4-3	Houston*	Fayetteville
3/28	W, 10-3	Houston*	Fayetteville
3/28	W, 12-6	Houston*	Fayetteville
3/31	W, 11-2	Missouri-St. Louis	Fayetteville
3/31	W, 14-2	Missouri-St. Louis	Fayetteville
4/3	W, 2-0	Texas Tech*	Lubbock, Texas
4/4	W, 8-6	Texas Tech*	Lubbock, Texas
4/4	W, 9-0	Texas Tech*	Lubbock, Texas
4/7	W, 16-2	Evangel	Fayetteville
4/10	W, 9-7	TCU*	Fort Worth, Texas
4/11	L, 7-6	TCU*	Fort Worth, Texas
4/11	W, 13-7	TCU*	Fort Worth, Texas
4/15	W, 12-11	Oklahoma	Fayetteville
4/17	W, 5-3	Baylor*	Fayetteville
4/18	W, 8-0	Baylor*	Fayetteville
4/18	W, 6-5	Baylor*	Fayetteville
4/20	W, 12-1	School of the Ozarks	Fayetteville
4/21	W, 9-8	Oklahoma State	Fayetteville
4/24	W, 4-3	Rice*	Houston, Texas
4/25	W, 5-1	Rice*	Houston, Texas
4/25	W, 3-0	Rice*	Houston, Texas
4/28	W, 14-10	Southeast Oklahoma State	Fayetteville
4/29	W, 20-5	Missouri Southern	Fayetteville
5/1	L, 9-5	Texas*	Fayetteville
5/2	W, 9-3	Texas*	Fayetteville
5/2	L, 4-1	Texas*	Fayetteville
5/7	W, 14-4	Oral Roberts	Fayetteville
5/8	W, 17-5	Oral Roberts	Fayetteville
5/10	L, 10-2	Oral Roberts	Tulsa, Okla.
5/10	L, 12-11 (10)	Missouri	Columbia, Mo.
5/15	W, 4-3	Texas A&M!	Austin, Texas
5/17	L, 10-3	Texas!	Austin, Texas
5/17	W, 14-9	Houston!	Austin, Texas
5/18	L, 3-2	Texas!	Austin, Texas
5/22	W, 10-7	Middle Tennessee+	Huntsville, Ala.
5/22	W, 7-2	West Virginia+	Huntsville, Ala.
5/23	W, 6-5 (10)	Clemson+	Huntsville, Ala.
5/24	W, 4-2	Clemson+	Huntsville, Ala.
5/30	L, 13-6	Texas#	Omaha, Neb.
5/31	W, 5-4	Georgia#	Omaha, Neb.
6/3	L, 5-2	LSU#	Omaha, Neb.

* - SWC Game; ! - SWC Tournament; + - NCAA South I Regional; # - College World Series



ARKANSAS MAKES THIRD CWS IN FIVE YEARS, FINISH 4TH

Overall Record: 51-16 | **SWC Record:** 17-4

SWC Finish: T-1st

SWC Tournament Finish: 2nd

College World Series Finish: 5th

All-America Selections: Troy Eklund, OF

CWS All-Tournament Team: None

All-SWC Selections: Bubba Carpenter, 1B/OF; Greg D'Alexander, 3B; Troy Eklund, OF; Mike Oquist, P; Scott Pose, OF; Phillip Stidham, P; Mark Swope, P

All-SWC Tournament Selections: None

1989 Roster

Head Coach: Norm DeBrynn

Assistant Coaches: Doug Clark, John Luedtke, Abraham Flores (GA), Rod Moore (GA), Shannon Rhea (GA)


Name	Pos.	Yr.	Hometown (Last School)
Bill Abbott	RHP	Jr.	Springfield, Mo. (Labette CC)
Doug Bennett	RHP	Fr.	Springfield, Mo. (Hillcrest)
Brent Birch	LHP	Fr.	North Little Rock, Ark. (Northeast)
Greg Boyd	C	Jr.	Paragould, Ark. (Three Rivers JC)
Chris Bryan	LHP	So.	Pine Bluff, Ark. (Pine Bluff)
Jim Calhoon	INF	Jr.	Jacksonville, Ark. (Jacksonville)
Bubba Carpenter	INF/OF	So.	Brentwood, Ark. (West Fork)
Jay Carpenter	INF/OF	Jr.	Brentwood, Ark. (Arkansas Tech)
Brian Cook	RHP	Fr.	Tulsa, Okla. (Memorial)
Greg D'Alexander	3B	Jr.	Allen Park, Mich. (Cabrini)
Charles Downey	SS	Fr.	League City, Texas (Dickinson)
Troy Eklund	OF	Sr.	Kansas City, Kan. (Park Hill)
Scott Epps	SS	Fr.	Jenks, Okla. (Jenks)
Haden Etheridge	OF	So.	North Little Rock, Ark. (Northeast)
Dennis Fletcher	RHP	Sr.	Farmington, Ark. (Farmington)
Tony Gilmore	C	Jr.	Tulsa, Okla. (Eastern Oklahoma JC)
Juju Harshaw	C/OF	Fr.	North Little Rock, Ark. (Northeast)
Glen Ray Hines	1B/3B	So.	Houston, Texas (Rice)
Todd Hobson	OF	Fr.	Indianapolis, Ind. (Lawrence North)
Dan Hreha	INF	Fr.	Brooklyn Center, Minn. (Park Center)
Cole Hyson	RHP	Jr.	Durango, Colo. (Eastern Utah)
Brett Kemohah	C/OF	Fr.	Vinita, Okla. (Vinita)
Greyson Liles	1B/OF	Fr.	Houston, Texas (Bellaire)
Ron Moore	OF	So.	Oklahoma City, Okla. (Murray State JC)
Mike Oquist	RHP	Jr.	La Junta, Colo. (La Junta)
Scott Osmon	RHP	Sr.	Mountain Home, Ark. (North Ark CC)
Kirk Piskor	C	Fr.	Plano, Texas (Plano East)
Scott Pose	OF	Sr.	West Des Moines, Iowa (Iowa West JC)
Peter Raether	RHP	Fr.	Edina, Minn. (Edina)
Phillip Stidham	RHP	Fr.	Tulsa, Okla. (Nathan Hale)
Rod Stillwell	SS	Sr.	Thousand Oaks, Calif. (Moorpark JC)
Mark Swope	RHP	So.	Spring Hill, Kan. (Spring Hill)
Jim Tejcek	RHP	Jr.	San Diego, Calif. (Southern Idaho)
Don Thomas	OF	Sr.	Pine Bluff, Ark. (Dollaway)
Tim Thomas	2B	So.	St. Paul, Minn. (Iowa Western JC)



1989 Results

Date	Result	Opponent	Location
2/19	W, 5-1	Wichita State	Fayetteville
2/24	W, 6-2	Missouri Southern	Fayetteville
2/25	W, 3-2	Kansas	Fayetteville
2/25	W, 7-0	Kansas	Fayetteville
2/26	W, 18-4	Kansas	Fayetteville
2/28	W, 8-4	Kentucky	Lakeland, Fla.
3/1	W, 2-1	Penn State	Lakeland, Fla.
3/1	L, 6-2	Kentucky	Lakeland, Fla.
3/2	L, 6-2	Western Michigan	Lakeland, Fla.
3/3	W, 8-2	Eckerd	Lakeland, Fla.
3/4	W, 15-0	Western Michigan	Lakeland, Fla.
3/10	W, 1-0	Iowa State	Fayetteville
3/11	W, 9-4	Iowa State	Fayetteville
3/12	W, 4-1	Nebraska	Fayetteville
3/13	W, 9-1	Stephen F. Austin	Fayetteville
3/14	W, 13-4	Wisconsin-Osh Kosh	Fayetteville
3/15	W, 9-4	Wisconsin-Osh Kosh	Fayetteville
3/17	W, 3-2	Northwestern State	Shreveport, La.
3/18	L, 10-2	Oklahoma State	Shreveport, La.
3/19	L, 8-4	Louisiana-Lafayette	Shreveport, La.
3/20	W, 14-4	Northern Iowa	Fayetteville
3/21	W, 12-1	Southwest Baptist	Fayetteville
3/22	W, 14-5	School of the Ozarks	Fayetteville
3/22	W, 10-0	School of the Ozarks	Fayetteville
3/24	W, 10-1	Houston*	Fayetteville
3/25	W, 3-0	Houston*	Fayetteville
3/25	W, 8-3	Houston*	Fayetteville
3/27	W, 11-3	St. Olaf	Fayetteville
3/31	W, 12-0	Texas Tech*	Lubbock, Texas
4/1	W, 3-2	Texas Tech*	Lubbock, Texas
4/1	W, 6-5	Texas Tech*	Lubbock, Texas
4/4	W, 10-4	Oklahoma State	Stillwater, Okla.
4/5	W, 6-4	Evangel	Fayetteville
4/7	W, 5-4	TCU*	Fort Worth, Texas
4/8	W, 8-6	TCU*	Fort Worth, Texas
4/8	W, 11-3	TCU*	Fort Worth, Texas
4/9	W, 11-1	Southeastern (Okla.) State	Fayetteville
4/10	L, 10-8	Dallas Baptist	Fayetteville
4/11	W, 7-4	Missouri	Columbia, Mo.
4/14	W, 8-4	Baylor*	Fayetteville
4/15	W, 9-1	Baylor*	Fayetteville
4/15	W, 10-3	Baylor*	Fayetteville
4/19	W, 9-8	Northeastern (Okla.) State	Fayetteville
4/21	W, 10-2	Rice*	Houston, Texas
4/22	L, 3-1	Rice*	Houston, Texas
4/22	W, 8-4	Rice*	Houston, Texas
4/26	L, 3-2	Oklahoma	Fayetteville
4/28	L, 5-4	Texas*	Fayetteville
4/29	W, 8-4	Texas*	Fayetteville
4/29	W, 14-7	Texas*	Fayetteville
4/30	W, 9-4	Kansas State	Fayetteville
5/1	L, 7-2	Kansas State	Fayetteville
5/5	W, 11-9 (16)	Texas A&M*	College Station, Texas
5/6	L, 3-2	Texas A&M*	College Station, Texas
5/7	L, 9-0	Texas A&M*	College Station, Texas
5/10	W, 10-6	Oklahoma State	Fayetteville
5/18	L, 8-3	Texas!	College Station, Texas
5/19	W, 5-4	Houston!	College Station, Texas
5/20	L, 9-1	Texas!	College Station, Texas
5/25	L, 7-5	Le Moyne+	Waterbury, Conn.
5/26	W, 8-2	George Washington+	Waterbury, Conn.
5/28	W, 9-2	Illinois+	Waterbury, Conn.
5/29	W, 1-0	Arizona State+	Waterbury, Conn.
5/29	W, 6-5	Le Moyne+	Waterbury, Conn.
6/2	L, 3-1	Wichita State#	Omaha, Neb.
6/4	W, 7-3	North Carolina#	Omaha, Neb.
6/6	L, 8-4	Wichita State#	Omaha, Neb.

* - SWC Game; ! - SWC Tournament; + - NCAA Midwest Regional; # - College World Series



ARKANSAS RETURNS TO OMAHA UNDER DAVE VAN HORN

Overall Record: 45-24 | **SEC Record:** 19-11

SEC Finish: T-1st Overall/1st in Western Division

SEC Tournament Finish: 3rd

College World Series Finish: 7th

All-America Selections: None

CWS All-Tournament Selections: None

All-SEC Selections: Scott Hode, SS

All-SEC Tournament Selections: Jake Dugger, OF

2004 Roster

Head Coach: Dave Van Horn

Assistant Coaches: Matt Deggs, Dave Jorn, Tom Pagnozzi

No.	Name	Pos.	Yr.	Hometown (Last School)
1	Casey Rowlett	INF/OF	Jr.	Jones, Okla. (Jones)
3	Danny Hamblin	3B/1B	Fr.	Rowlett, Texas (Rowlett)
5	Brady Toops	C	Jr.	New London, Minn. (New London)
6	Scott Hode	INF	Jr.	Crystal Lake, Ill. (Crystal Lake)
7	Trey Holloway	LHP	Jr.	Booneville, Ark. (Booneville)
8	Kern Watts	OF	Fr.	Brampton, Ontario (Brampton Centennial)
9	Bubbs Merrill	INF	Sr.	Omaha, Neb. (Millard North)
11	Scott Bridges	INF/OF	Jr.	White Hall, Ark. (White Hall)
12	Devin Day	INF	Jr.	Gilbert, Ariz. (Gilbert)
14	Stephen Robison	OF	Fr.	Tulsa, Okla. (Union)
17	Justin White	RHP	Fr.	Fort Gibson, Okla. (Fort Gibson)
18	Clay Goodwin	1B/3B	Jr.	Benton, Ark. (Benton)
20	Blake Parker	C/1B/OF	Fr.	Fayetteville, Ark. (Fayetteville)
22	Haas Pratt	INF	Sr.	San Diego, Calif. (Rancho Bernardo)
24	Jake Dugger	OF	Fr.	Omaha, Neb. (Millard West)
25	Brett Hagedorn	INF	Sr.	Fort Smith, Ark. (Southside)
27	Caton Hall	RHP	Sr.	McCrory, Ark. (McCrory)
28	Daryl Maday	RHP	Fr.	Bristol, Wis. (Westosha)
30	James Gilbert	LHP	Fr.	Katy, Texas (James E. Taylor)
32	Ryan Lennerton	LHP	So.	Langley, British Columbia (Brookwood)
34	Boyd Goodner	RHP	Sr.	Benton, Ark. (Benton)
35	Brian McLelland	RHP	Fr.	DeQueen, Ark. (DeQueen)
36	Clint Brannon	LHP	Jr.	Bradford, Ark. (Bradford)
37	Jay Sawatski	LHP	Sr.	Little Rock, Ark. (Pulaski Academy)
38	Matt Stallings	RHP	So.	Colleyville, Texas (Missouri)
40	Robby Daniel	RHP	Fr.	Poyen, Ark. (Poyen)
41	Knox McCorquodale	C/1B	Fr.	Orange, Texas (Little Cypress)
43	Joe Skinner	LHP	Fr.	Grand Rapids, Mich. (South Christian)
45	Charley Boyce	RHP	So.	Broken Arrow, Okla. (Tulsa Union)
47	Josh Smith	RHP	So.	Lake Havasu City, Ariz. (Lake Havasu)
48	Jason Deere	C/OF	So.	Conway, Ark. (Conway)



2004 Results

Date	Result	Opponent	Location
2/13	W, 2-0	Louisiana Tech	Fayetteville
2/14	W, 22-2	Louisiana Tech	Fayetteville
2/15	W, 13-2	Louisiana Tech	Fayetteville
2/20	W, 14-7	St. John's	Fayetteville
2/21	W, 6-5	St. John's	Fayetteville
2/22	W, 14-3	St. John's	Fayetteville
2/24	W, 7-1	McNeese State	Fayetteville
2/25	W, 7-2	McNeese State	Fayetteville
2/27	L, 3-1	New Mexico	College Station, Texas
2/27	L, 7-5	Texas A&M	College Station, Texas
2/28	W, 13-3	New Mexico	College Station, Texas
2/28	W, 6-4	Texas A&M	College Station, Texas
2/29	L, 9-7	Texas A&M	College Station, Texas
2/29	W, 5-2	New Mexico	College Station, Texas
3/6	L, 4-1	Texas-Pan American	Edinburg, Texas
3/7	L, 11-4	Texas-Pan American	Edinburg, Texas
3/12	W, 4-3	Illinois-Chicago	Fayetteville
3/14	L, 9-1	Illinois-Chicago	Fayetteville
3/16	W, 10-9	Centenary	Fayetteville
3/17	W, 15-3	Centenary	Fayetteville
3/19	L, 11-1	Florida*	Gainesville, Fla.
3/20	W, 8-2	Florida*	Gainesville, Fla.
3/21	L, 7-6 (10)	Florida*	Gainesville, Fla.
3/26	W, 5-3	South Carolina*	Fayetteville
3/27	W, 5-4	South Carolina*	Fayetteville
3/28	L, 10-2	South Carolina*	Fayetteville
3/30	W, 10-4	Wichita State	Fayetteville
4/2	L, 6-3	Alabama*	Fayetteville
4/3	W, 7-2	Alabama*	Fayetteville
4/4	W, 11-6	Alabama*	Fayetteville
4/6	L, 6-5 (16)	SMS	Fayetteville
4/9	W, 11-8	LSU*	Baton Rouge, La.
4/10	W, 11-10	LSU*	Baton Rouge, La.
4/11	W, 7-5	LSU*	Baton Rouge, La.
4/13	L, 6-4	Oral Roberts	Fayetteville
4/16	W, 6-3	Vanderbilt*	Nashville, Tenn.
4/17	W, 9-4	Vanderbilt*	Nashville, Tenn.
4/18	L, 14-8	Vanderbilt*	Nashville, Tenn.
4/20	W, 5-2	Oklahoma State	Fayetteville
4/23	W, 9-4	Kentucky*	Fayetteville
4/24	W, 5-4	Kentucky*	Fayetteville
4/25	W, 11-10	Kentucky*	Fayetteville
4/27	W, 8-4	Oral Roberts	Tulsa, Okla.
4/30	L, 9-3	Tennessee*	Fayetteville
5/1	W, 4-1	Tennessee*	Fayetteville
5/2	W, 5-3	Tennessee*	Fayetteville
5/7	L, 1-0	Ole Miss*	Oxford, Miss.
5/8	W, 3-1	Ole Miss*	Oxford, Miss.
5/9	L, 5-3	Ole Miss*	Oxford, Miss.
5/11	W, 13-2	Texas-Pan American	Fayetteville
5/15	L, 3-2	Mississippi State*	Starkville, Miss.
5/16	L, 5-4	Mississippi State*-1	Starkville, Miss.
	W, 4-2	Mississippi State*-2	Starkville, Miss.
5/21	W, 9-7	Auburn*	Fayetteville
5/22	L, 7-4	Auburn*	Fayetteville
5/23	W, 15-3	Auburn*	Fayetteville
5/26	L, 8-6	Tennessee!	Hoover, Ala.
5/27	W, 4-3	Ole Miss!	Hoover, Ala.
5/28	W, 4-1	Tennessee!	Hoover, Ala.
5/29	L, 3-2	South Carolina!	Hoover, Ala.
6/4	W, 4-1	Le Moyne+	Fayetteville
6/5	L, 4-1	Wichita State+	Fayetteville
6/5	W, 10-7	Missouri+	Fayetteville
6/6	W, 11-9	Wichita State+	Fayetteville
6/6	W, 4-3	Wichita State+	Fayetteville
6/11	W, 7-5	Florida State\$	Fayetteville
6/12	W, 4-2	Florida State\$	Fayetteville
6/18	L, 13-2	Texas#	Omaha, Neb.
6/19	L, 7-2	Arizona#	Omaha, Neb.

* - SEC; ! - SEC Tournament; + - NCAA Fayetteville Regional;

\$ - NCAA Fayetteville Super Regional; # - College World Series



POSTSEASON PUSH LEADS ARKANSAS TO SIXTH CWS

Overall Record: 41-24 | **SEC Record:** 14-15

SEC Finish: 7th Overall/4th in Western Division

SEC Tournament Finish: 3rd

College World Series Finish: 3rd

All-America Selections: Zack Cox, INF/RHP (Freshman)

CWS All-Tournament Selections: None

All-SEC Selections: None

All-SEC Tournament Selections: Bo Bigham, INF; Zack Cox, INF; Ben Tschepikow, INF

2009 Roster

Head Coach: Dave Van Horn

Assistant Coaches: Todd Butler, Dave Jorn, Chris Curry

No.	Name	Pos.	Yr.	Hometown (Last School)
1	Ben Tschepikow	INF	Sr.	Fayetteville, Ark. (Fayetteville HS)
3	Scott Lyons	INF	Sr.	Covina, Calif. (Mt. San Antonio [Calif.] JC)
5	Seth Gardner	OF	Fr.	Dallas, Texas (Highland Park HS)
6	Ryan Cisterna	C	Sr.	Gilbert, Ariz. (Chandler-Gilbert [Ariz.] JC)
7	Zack Cox	INF/RHP	Fr.	Louisville, Ky. (Pleasure Ridge Park HS)
8	Chase Leavitt	OF	Sr.	St. George, Utah (Dixie College/CCSN)
9	Jacob House	OF/INF	So.	Mansfield, Texas (Timberview HS)
10	Kendall Wehrle	INF/RHP	Fr.	Papillion, Neb. (Papillion-La Vista South HS)
11	Jonathan Perlman	INF	Fr.	Dallas, Texas (Highland Park HS)
12	Bo Bigham	INF	Fr.	Texarkana, Ark. (Arkansas HS)
14	Jarrold McKinney	OF	Fr.	Hughes Springs, Texas (Hughes Springs HS)
15	T.J. Forrest	RHP	Jr.	Bossier City, La. (Bossier Parish CC)
16	Travis Sample	OF	So.	Dallas, Texas (Howard JC)
17	Andy Wilkins	INF	So.	Broken Arrow, Okla. (Broken Arrow HS)
18	Tim Carver	INF	Fr.	Fayetteville, Ark. (Fayetteville HS)
19	Tom Hauskey	C	Jr.	Springdale, Ark. (Springdale HS)
20	Zac Russell	C	Fr.	Bulverde, Texas (Smithson Valley HS)
21	Kyle Atkins	OF	Fr.	DeQueen, Ark. (DeQueen HS)
24	Brett Eibner	OF/RHP	So.	Houston, Texas (The Woodlands HS)
25	Collin Kuhn	OF/INF	Fr.	Beaver Dam, Wis. (Beaver Dam HS)
27	James McCann	C	Fr.	Santa Barbara, Calif. (Dos Pueblos HS)
29	Dallas Keuchel	LHP	Jr.	Tulsa, Okla. (Bishop Kelley HS)
30	Justin Wells	RHP	Sr.	Bryant, Ark. (Texarkana College)
32	Mike Bolsinger	RHP	Jr.	McKinney, Texas (Grayson [Texas] CC)
33	Drew Smyly	LHP	Fr.	Little Rock, Ark. (Central HS)
34	Jeremy Heatley	RHP	Jr.	Breckenridge, Texas (North Lake College)
35	Christian Kowalchuk	LHP	Jr.	Saskatoon, Saskatchewan (Seward CC)
36	Scott Limbocker	LHP	So.	Overland Park, Kan. (Blue Valley North HS)
37	Trevor Cousineau	LHP	Fr.	Davidson, Mich. (Davidson HS)
38	Bryan Bigham	RHP	Jr.	Allen, Texas (Navarro College)
42	James Mahler	RHP	So.	Sandy, Utah (Jordan HS)
44	Andrew Darr	OF/INF	Sr.	Gilbert, Ariz. (Chandler-Gilbert [Ariz.] JC)
45	Sam Murphy	RHP	So.	Omaha, Neb. (Westside HS)
47	Geoffrey Davenport	LHP	Fr.	Ft. Worth, Texas (Paschal HS)
48	Zack Hall	LHP	Fr.	Springdale, Ark. (Har-Ber HS)
49	Stephen Richards	LHP	Jr.	Plano, Texas (Plano East HS)



2009 Results

Date	Result	Opponent	Location
2/20	W, 4-2	Washington State-1	Fayetteville
	W, 7-5	Washington State-2	Fayetteville
2/22	W, 4-3	Washington State	Fayetteville
2/24	L, 9-3	Kansas	Fayetteville
2/25	W, 9-8	Kansas	Fayetteville
2/27	W, 8-7	Western Illinois	Fayetteville
3/3	W, 7-3	Valparaiso	Fayetteville
3/4	W, 9-6	Valparaiso	Fayetteville
3/6	W, 5-4	California	Fayetteville
3/7	L, 12-6	California	Fayetteville
3/8	W, 13-3	California	Fayetteville
3/10	L, 8-3	at Centenary	Shreveport, La.
3/13	W, 11-4	#18 Florida*	Fayetteville
3/14	W, 8-4	#18 Florida*	Fayetteville
3/15	W, 4-2	#18 Florida*	Fayetteville
3/17	W, 7-3	Nebraska	Fayetteville
3/18	L, 7-4	Nebraska	Fayetteville
3/20	W, 3-2	at Auburn*	Auburn, Ala.
3/21	W, 10-6	at Auburn*	Auburn, Ala.
3/22	W, 12-6	at Auburn*	Auburn, Ala.
3/25	W, 10-0	Missouri State	Fayetteville
3/27	W, 20-9	Mississippi State*	Fayetteville
3/29	W, 5-1	Mississippi State-1*	Fayetteville
	L, 12-4	Mississippi State-2*	Fayetteville
3/31	W, 2-0	at Missouri State	Springfield, Mo.
4/3	W, 6-4	at South Carolina*	Columbia, S.C.
4/4	L, 9-1	at South Carolina*	Columbia, S.C.
4/5	W, 7-4	at South Carolina*	Columbia, S.C.
4/7	W, 7-3	#1 Arizona State	Fayetteville
4/8	W, 8-7	#1 Arizona State	Fayetteville
4/10	L, 9-0	Vanderbilt*	Fayetteville
4/11	L, 13-6	Vanderbilt*	Fayetteville
4/14	L, 3-2	Louisiana-Monroe	Fayetteville
4/15	W, 10-9	Louisiana-Monroe	Fayetteville
4/17	L, 4-3	at #1 Georgia*	Athens, Ga.
4/18	L, 4-3	at #1 Georgia*	Athens, Ga.
4/19	W, 2-0	at #1 Georgia*	Athens, Ga.
4/21	W, 9-6	at Oral Roberts	Tulsa, Okla.
4/24	W, 9-3	at Tennessee*	Knoxville, Tenn.
4/25	L, 5-4	at Tennessee*	Knoxville, Tenn.
4/26	W, 15-8	at Tennessee*	Knoxville, Tenn.
4/28	W, 8-7	#9 Oklahoma	Fayetteville
5/2	W, 11-4	#4 LSU-1*	Fayetteville
	L, 5-0	#4 LSU-2*	Fayetteville
5/3	L, 4-3	#4 LSU*	Fayetteville
5/8	L, 2-1	at #21 Alabama*	Tuscaloosa, Ala.
5/9	L, 8-6	at #21 Alabama*	Tuscaloosa, Ala.
5/10	L, 6-5	at #21 Alabama*	Tuscaloosa, Ala.
5/12	W, 3-2	Oral Roberts	Fayetteville
5/14	L, 7-5	#9 Ole Miss*	Fayetteville
5/15	L, 9-3	#9 Ole Miss*	Fayetteville
5/16	L, 16-3	#9 Ole Miss*	Fayetteville
5/20	W, 8-5	vs. #9 Florida!	Hoover, Ala.
5/21	L, 2-1	vs. #21 Georgia!	Hoover, Ala.
5/22	W, 10-7	vs. #9 Florida!	Hoover, Ala.
5/23	L, 11-1	vs. Vanderbilt!	Hoover, Ala.
5/29	W, 10-3	vs. #24 Washington State+	Norman, Okla.
5/30	W, 17-6	at #9 Oklahoma+	Norman, Okla.
5/31	W, 11-0	at #9 Oklahoma+	Norman, Okla.
6/5	W, 7-2	at #5 Florida State\$	Tallahassee, Fla.
6/6	W, 9-8	at #5 Florida State\$	Tallahassee, Fla.
6/13	W, 10-6	vs. #3 Cal State Fullerton#	Omaha, Neb.
6/15	L, 9-1	vs. #1 LSU#	Omaha, Neb.
6/17	W, 4-3	vs. #6 Virginia#	Omaha, Neb.
6/19	L, 14-5	vs. #1 LSU#	Omaha, Neb.

* - SEC; ! - SEC Tournament; + - NCAA Norman Regional

\$ - NCAA Tallahassee Super Regional; # - College World Series



STRONG PITCHING, TIMELY HITTING LEAD TO SEVENTH CWS

Overall Record: 46-22 | **SEC Record:** 16-14

SEC Finish: T-5th Overall/T-2nd in Western Division

SEC Tournament Finish: T-9th

College World Series Finish: T-3rd

All-America Selections: Matt Reynolds, 3B

CWS All-Tournament Selections: None

All-SEC Selections: Bo Bigham, 2B; Dominic Ficociello, 1B; Matt Reynolds, 3B

All-SEC Tournament Selections: None

2012 Roster

Head Coach: Dave Van Horn

Assistant Coaches: Todd Butler, Dave Jorn, Brian Walker, Matt Willard

No.	Name	Pos.	Yr.	Hometown (Last School)
1	Brian Anderson	INF	Fr.	Edmond, Okla. (Deer Creek HS)
3	Jacob Mahan	INF	Jr.	Camarillo, Calif. (Oxnard College)
4	Jacob Morris	OF/RHP	So.	Coppell, Texas (Coppell HS)
5	Matt Reynolds	INF	Jr.	Tulsa, Okla. (Bishop Kelley HS)
6	Jimmy Bosco	OF	So.	Granite Bay, Calif. (California)
7	David Masters	INF	Fr.	Lake St. Louis, Mo. (Timberland HS)
8	Tyler Spoon	INF/OF	Fr.	Van Buren, Ark. (Van Buren HS)
9	Derrick Bleeker	OF/RHP	Jr.	Longmont, Colo. (Howard JC)
10	Joe Serrano	INF	Fr.	Tucson, Ariz. (Salpointe Catholic HS)
12	Bo Bigham	INF	Sr.	Texarkana, Ark. (Arkansas HS)
13	Michael Gunn	OF/LHP	Fr.	Wilson, Ark. (Christian Brothers HS)
14	John Clay Reeves	C	Fr.	Monroe, La. (Neville HS)
15	Nolan Sanburn	RHP	So.	Kokomo, Ind. (Kokomo HS)
16	Sam Bates	OF	Sr.	Cabot, Ark. (Crowder JC)
17	Barrett Astin	RHP	So.	Forrest City, Ark. (Forrest City HS)
18	Tim Carver	INF	Sr.	Fayetteville, Ark. (Fayetteville HS)
19	Jake Wise	C	So.	Houston, Texas (Cypress Falls HS)
20	Matt Vinson	OF	Jr.	Alma, Ark. (Alma HS)
24	DJ Baxendale	RHP	Jr.	Jacksonville, Ark. (Sylvan Hills HS)
25	Dominic Ficociello	INF	So.	Fullerton, Calif. (Fullerton Union HS)
27	Jean Ramirez	C	Fr.	Ft. Worth, Texas (Boswell HS)
28	Conor Costello	OF/RHP	Fr.	Edmond, Okla. (Santa Fe HS)
30	Brandon Moore	RHP	So.	Van Buren, Ark. (Van Buren HS)
32	Randall Fant	LHP	Jr.	Texarkana, Texas (Texas HS)
33	Greg Milhorn	RHP	Fr.	Texarkana, Ark. (Arkansas HS)
34	Colby Suggs	RHP	So.	Sulphur Springs, Texas (Sulphur Springs HS)
35	Mark Reyes	LHP	Fr.	Hot Springs Village, Ark. (Jessieville HS)
36	Jeff Harvill	LHP	So.	Keithville, La. (Evangel Christian Academy)
37	Trent Daniel	LHP	Jr.	Bryant, Ark. (Arkansas-Fort Smith)
39	Chris Oliver	RHP	Fr.	Farmington, Ark. (Shiloh Christian HS)
45	Landon Simpson	RHP	Fr.	Magnolia, Ark. (Magnolia HS)
47	Tyler Wright	LHP	Jr.	Houston, Texas (San Jacinto CC)
51	Cade Lynch	LHP	Jr.	Jonesboro, Ark. (Panola JC)
55	Ryne Stanek	RHP	So.	Overland Park, Kan. (Blue Valley HS)



2012 Results

Date	Result	Opponent	Location
2/17	W, 11-5	Villanova	Fayetteville
2/18	W, 13-1	Villanova	Fayetteville
2/19	W, 17-1	Villanova	Fayetteville
2/21	W, 8-7	Northwestern State	Fayetteville
2/22	W, 6-2	Northwestern State	Fayetteville
2/24	W, 7-3	Valparaiso	Fayetteville
2/25	W, 4-3	Valparaiso	Fayetteville
2/26	L, 10-9 (10)	Valparaiso	Fayetteville
2/28	W, 5-0	BYU	Fayetteville
2/29	W, 8-1	BYU	Fayetteville
3/2	W, 3-1	vs. Texas Tech	Houston, Texas
3/3	L, 4-1	vs. Houston	Houston, Texas
3/4	W, 7-3	vs. #21 Texas	Houston, Texas
3/9	W, 4-0	Binghamton	Fayetteville
3/10	W, 5-3	Binghamton	Fayetteville
3/10	W, 6-0	Binghamton	Fayetteville
3/13	W, 1-0	Gonzaga	Fayetteville
3/14	W, 5-3	Gonzaga	Fayetteville
3/16	W, 4-3 (12)	Alabama*	Fayetteville
3/17	W, 8-4	Alabama*	Fayetteville
3/18	W, 7-4	Alabama*	Fayetteville
3/21	W, 10-2	Nevada	Fayetteville
3/23	L, 11-2	at Mississippi State*	Starkville, Miss.
3/24	W, 8-0	at Mississippi State*	Starkville, Miss.
3/25	W, 8-5 (11)	at Mississippi State*	Starkville, Miss.
3/30	L, 10-6	at #15 LSU*	Baton Rouge, La.
3/31	L, 2-1	at #15 LSU*	Baton Rouge, La.
4/1	L, 3-2 (11)	at #15 LSU*	Baton Rouge, La.
4/6	L, 4-2	Georgia*	Fayetteville
4/7	W, 8-3	Georgia*	Fayetteville
4/8	W, 8-0	Georgia*	Fayetteville
4/10	L, 4-0	at Oklahoma	Norman, Okla.
4/13	W, 8-7	#3 Kentucky*	Fayetteville
4/14	L, 5-4	#3 Kentucky-1*	Fayetteville
	L, 2-1	#3 Kentucky-2*	Fayetteville
4/17	W, 8-3	Stephen F. Austin-1	Fayetteville
	W, 4-3	Stephen F. Austin-2	Fayetteville
4/20	L, 8-2	at #22 Ole Miss*	Oxford, Miss.
4/21	L, 1-0	at #22 Ole Miss*	Oxford, Miss.
4/22	W, 11-3	at #22 Ole Miss*	Oxford, Miss.
4/24	W, 6-1	Oral Roberts	Fayetteville
4/27	L, 3-2	at #5 Florida*	Gainesville, Fla.
4/28	W, 5-1	at #5 Florida*	Gainesville, Fla.
4/29	W, 3-1 (10)	at #5 Florida*	Gainesville, Fla.
5/1	W, 6-3	Missouri	Fayetteville
5/2	W, 2-0	Missouri	Fayetteville
5/4	L, 8-6 (10)	#5 South Carolina*	Fayetteville
5/5	W, 7-6	#5 South Carolina*	Fayetteville
5/6	L, 10-7	#5 South Carolina*	Fayetteville
5/10	L, 3-2 (10)	Auburn*	Fayetteville
5/11	W, 5-4	Auburn*	Fayetteville
5/12	L, 12-5	Auburn*	Fayetteville
5/15	W, 6-5 (10)	Louisiana Tech	N. Little Rock, Ark.
5/17	W, 8-0	at Tennessee*	Knoxville, Tenn.
5/18	W, 10-3	at Tennessee*	Knoxville, Tenn.
5/19	W, 8-2	at Tennessee*	Knoxville, Tenn.
5/22	L, 9-1	vs. #24 Mississippi State!	Hoover, Ala.
5/23	L, 2-0	vs. Ole Miss!	Hoover, Ala.
6/1	W, 5-4	vs. Sam Houston State+	Houston, Texas
6/2	W, 1-0	at Rice+	Houston, Texas
6/3	W, 5-1	at Sam Houston State+	Houston, Texas
6/9	L, 8-1	at #4 Baylor\$	Waco, Texas
6/10	W, 5-4	at #4 Baylor\$	Waco, Texas
6/11	W, 1-0 (10)	at #4 Baylor\$	Waco, Texas
6/16	W, 8-1	vs. Kent State#	Omaha, Neb.
6/18	W, 2-1	vs. #7 South Carolina#	Omaha, Neb.
6/21	L, 2-0	vs. #7 South Carolina#	Omaha, Neb.
6/22	L, 3-2	vs. #7 South Carolina#	Omaha, Neb.

* - SEC; ! - SEC Tournament; + - NCAA Houston Regional;

\$ - NCAA Waco Super Regional; # - College World Series



BIG SECOND HALF LEADS TO EIGHTH CWS APPEARANCE

Overall Record: 40-25 | **SEC Record:** 17-12

SEC Finish: 5th Overall/3rd in Western Division

SEC Tournament Finish: 5th

College World Series Finish: 7th

All-America Selections: Andrew Benintendi, OF; Keaton McKinney, RHP (Freshman)

CWS All-Tournament Selections: None

SEC Player of the Year: Andrew Benintendi, OF

Golden Spikes Award: Andrew Benintendi, OF

All-SEC Selections: Andrew Benintendi, OF; Zach Jackson, RHP;

Keaton McKinney, RHP (Freshman); Bobby Wernes, 3B (Defense)

All-SEC Tournament Selections: None

2015 Roster

Head Coach: Dave Van Horn

Assistant Coaches: Tony Vitello, Dave Jorn, Christian Kowalchuck, Tim Carver, Jake Wise

No.	Name	Pos.	Yr.	Hometown (Last School)
1	Rick Nomura	INF	Jr.	Waipahu, Hawaii (Alvin CC)
3	Michael Bernal	INF	Jr.	El Paso, Texas (New Mexico JC)
5	Brett McAfee	INF	Jr.	Longview, Texas (Panola JC)
6	Blake Wiggins	INF/C	Fr.	Little Rock, Ark. (Pulaski Academy)
7	Bobby Wernes	INF	Jr.	Overland Park, Kan. (Neosho CC)
8	Tyler Spoon	OF/INF	Jr.	Van Buren, Ark. (Van Buren HS)
9	Clark Eagan	OF/INF	So.	Appleton, Wis. (Appleton North HS)
10	Joe Serrano	OF	Sr.	Tucson, Ariz. (Salpointe Catholic HS)
11	Keaton McKinney	RHP/1B	Fr.	Ankeny, Iowa (Centennial HS)
12	Max Hogan	INF	Jr.	Belton, Texas (McLennan CC)
13	Josh Alberius	RHP	So.	Little Rock, Ark. (Little Rock Christian Academy)
14	Matt Campbell	INF	Jr.	Chesapeake, Va. (McLennan CC)
16	Andrew Benintendi	OF	So.	Cincinnati, Ohio (Madeira HS)
17	Luke Bonfield	OF	Fr.	Skillman, N.J. (IMG Academy)
20	Carson Shaddy	C/OF	Fr.	Fayetteville, Ark. (Fayetteville HS)
21	Trey Killian	RHP	Jr.	Mountain Home, Ark. (Mountain Home HS)
24	Chad Spanberger	C/1B	Fr.	Granite City, Ill. (Granite City HS)
25	Dominic Taccolini	RHP	So.	Sugar Land, Texas (Kempner HS)
26	Jack Benninghoff	OF	Fr.	Overland Park, Kan. (Rockhurst HS)
27	Tucker Pennell	C	Jr.	Georgetown, Texas (Temple JC)
28	James Teague	RHP	So.	Bartlesville, Okla. (Bartlesville HS)
29	Cullen Gassaway	INF	Jr.	Bedford, Texas (Blinn JC)
30	Jacob Stone	RHP	Sr.	Fort Worth, Texas (Weatherford JC)
32	Zach Jackson	RHP	So.	Berryhill, Okla. (Berryhill HS)
33	Krisjon Wilkerson	OF	Sr.	Bay St. Louis, Miss. (Pearl River CC)
34	Parker Sanburn	RHP	Fr.	Kokomo, Ind. (Kokomo HS)
35	Jackson Lowery	RHP	Sr.	Little Rock, Ark. (Meridian CC)
36	Cannon Chadwick	RHP	So.	Paris, Texas (Paris JC)
38	Lance Phillips	RHP	Sr.	Nacogdoches, Texas (Bossier Parish CC)
39	Kyle Pate	LHP	Fr.	Fayetteville, Ark. (Fayetteville HS)
40	Kevin Silky	INF	Fr.	Dublin, Calif. (Dublin HS)
41	Darien Simms	OF	Fr.	Spring, Texas (Northland Christian HS)
44	Alex Gosser	C	So.	North Little Rock, Ark. (North Little Rock HS)
48	Jonah Patten	RHP	Fr.	Indianapolis, Ind. (Norwell HS)
49	Ryan Fant	LHP	Fr.	Texarkana, Texas (Texas HS)

2015 Results

Date	Result	Opponent	Location
2/13	W, 11-4	North Dakota	Fayetteville
2/14	W, 13-2	North Dakota	Fayetteville
2/14	W, 12-1	North Dakota	Fayetteville
2/20	L, 9-5	vs. #22 UCF	Mobile, Ala.
2/21	W, 7-0	at South Alabama	Mobile, Ala.
2/22	L, 13-6	vs. #13 Maryland	Mobile, Ala.
3/2	W, 4-1	Eastern Illinois	Fayetteville
3/2	W, 8-1	Eastern Illinois	Fayetteville
3/3	W, 7-0	Eastern Illinois	Fayetteville
3/6	W, 2-1	Loyola Marymount	Fayetteville
3/7	W, 13-7	Loyola Marymount	Fayetteville
3/8	L, 9-0	Loyola Marymount	Fayetteville
3/10	L, 6-2	Gonzaga	Fayetteville
3/11	L, 15-5	Gonzaga	Fayetteville
3/14	L, 8-7 (12)	at #5 Vanderbilt-1*	Nashville, Tenn.
	L, 9-1	at #5 Vanderbilt-2*	Nashville, Tenn.
3/15	L, 1-0	at #5 Vanderbilt*	Nashville, Tenn.
3/17	W, 4-3	Southeast Missouri St.	Fayetteville
3/18	L, 12-11	Southeast Missouri St.	Fayetteville
3/19	W, 5-1	#1 LSU*	Fayetteville
3/20	L, 16-3	#1 LSU*	Fayetteville
3/21	L, 7-4	#1 LSU*	Fayetteville
3/24	L, 5-4	Memphis	N. Little Rock, Ark.
3/25	W, 7-3	at Memphis	Memphis, Tenn.
3/26	W, 10-3	Ole Miss*	Fayetteville
3/27	L, 5-4	Ole Miss*	Fayetteville
3/28	W, 5-2	Ole Miss*	Fayetteville
3/31	L, 2-0	Missouri State	Fayetteville
4/3	W, 10-7	at Auburn*	Auburn, Ala.
4/4	L, 3-2	at Auburn*	Auburn, Ala.
4/5	W, 6-4	at Auburn*	Auburn, Ala.
4/7	W, 8-1	Miss. Valley State	Fayetteville
4/8	W, 14-0	Miss. Valley State	Fayetteville
4/10	W, 5-3	Kentucky*	Fayetteville
4/11	L, 16-4	Kentucky*	Fayetteville
4/12	W, 7-3	Kentucky*	Fayetteville
4/14	W, 8-2	Stephen F. Austin	Fayetteville
4/15	W, 15-3	Stephen F. Austin	Fayetteville
4/18	L, 16-3	at #1 Texas A&M-1*	College Station, Texas
	W, 9-8	at #1 Texas A&M-2*	College Station, Texas
4/19	W, 8-2	at #1 Texas A&M*	College Station, Texas
4/24	W, 7-6	Mississippi State*	Fayetteville
4/25	W, 6-1	Mississippi State*	Fayetteville
4/26	L, 2-1	Mississippi State*	Fayetteville
4/30	W, 5-1	at Alabama*	Tuscaloosa, Ala.
5/1	W, 8-4	at Alabama*	Tuscaloosa, Ala.
5/2	W, 4-0	at Alabama*	Tuscaloosa, Ala.
5/8	L, 5-4	Tennessee*	Fayetteville
5/10	W, 5-2	Tennessee*	Fayetteville
5/12	W, 6-2	at Creighton	Omaha, Neb.
5/14	L, 10-1	at Georgia*	Athens, Ga.
5/15	W, 9-0	at Georgia*	Athens, Ga.
5/16	W, 8-1	at Georgia*	Athens, Ga.
5/19	W, 2-1	vs. Tennessee!	Hoover, Ala.
5/20	W, 7-6	vs. Florida!	Hoover, Ala.
5/21	L, 10-5	vs. LSU!	Hoover, Ala.
5/22	L, 10-0	vs. Florida!	Hoover, Ala.
5/29	W, 8-6	vs. Oral Roberts+	Stillwater, Okla.
5/30	W, 7-5	at #11 Oklahoma St.+	Stillwater, Okla.
5/31	W, 4-3	vs. St. John's+	Stillwater, Okla.
6/5	W, 18-4	#9 Missouri State\$	Fayetteville
6/6	L, 3-1	#9 Missouri State\$	Fayetteville
6/7	W, 3-2	#9 Missouri State\$	Fayetteville
6/13	L, 5-3	vs. Virginia#	Omaha, Neb.
6/15	L, 4-3	vs. Miami#	Omaha, Neb.

* - SEC; ! - SEC Tournament; + - NCAA Stillwater Regional;

\$ - NCAA Fayetteville Super Regional; # - College World Series



|| 2018 COLLEGE WORLD SERIES



EXPERIENCE LEADS HOGS TO NINTH CWS; RUNNER-UP FINISH

Overall Record: 48-21 | **SEC Record:** 18-12

SEC Finish: T-2nd Overall/T-1st in Western Division

SEC Tournament Finish: T-3rd

College World Series Finish: Runner-up

All-America Selections: Blaine Knight, RHP; Carson Shaddy, INF; Casey Martin, INF (Freshman); Heston Kjerstad, OF (Freshman)

CWS All-Tournament Selections: Jared Gates, 1B; Casey Martin, 3B; Dominic Fletcher, OF; Heston Kjerstad, OF; Blaine Knight, RHP

SEC Freshman of the Year: Heston Kjerstad, OF

All-SEC Selections: Heston Kjerstad, OF; Carson Shaddy, INF; Eric Cole, OF; Blaine Knight, RHP; Casey Martin, INF; Grant Koch, C (Defense); Dominic Fletcher, OF (Defense)

All-SEC Tournament Selections: Casey Martin, INF

2018 Roster

Head Coach: Dave Van Horn

Assistant Coaches: Wes Johnson, Nate Thompson, Craig Parry, Colby Suggs, Jake Arledge

No.	Name	Pos.	Yr.	Hometown (Last School)
3	Jared Gates	INF	Sr.	Wichita, Kan. (Iowa West. CC)
4	Bryce Bonnin	RHP	Fr.	Mont Belvieu, Texas (Barbers Hill HS)
5	Jacob Nesbit	INF	Fr.	Coppell, Texas (Coppell HS)
6	Hunter Wilson	INF	R-Jr.	Spiro, Okla. (Eastern OK St. JC)
7	Jack Kenley	INF	So.	Germantown, Tenn. (Houston HS)
8	Eric Cole	OF	Jr.	Southlake, Texas (Southlake Carroll HS)
9	Jax Biggers	INF	Jr.	Missouri City, Texas (Cisco JC)
10	Easton Murrell	INF	Fr.	Prosper, Texas (Prosper HS)
11	Keaton McKinney	RHP	R-Jr.	Ankeny, Iowa (Centennial HS)
12	Casey Opitz	C/INF	Fr.	Centennial, Colo. (Heritage HS)
13	Jordan McFarland	INF	So.	Waterloo, Ill. (Waterloo HS)
14	Cole Turney	OF	Fr.	Richmond, Texas (Fort Bend Travis HS)
15	Casey Martin	INF	Fr.	Lonoke, Ark. (Lonoke HS)
16	Blaine Knight	RHP	Jr.	Bryant, Ark. (Bryant HS)
17	Luke Bonfield	OF	Sr.	Skillman, N.J. (IMG Academy)
18	Heston Kjerstad	OF	Fr.	Amarillo, Texas (Randall HS)
19	Brady Disher	C/INF	Fr.	Trophy Club, Texas (Byron Nelson HS)
20	Carson Shaddy	INF	R-Sr.	Fayetteville, Ark. (Fayetteville HS)
21	Kacey Murphy	LHP	Jr.	Rogers, Ark. (Rogers Heritage HS)
22	Ben McClain	OF	Fr.	Lee's Summit, Mo. (Lee's Summit West HS)
24	Dominic Fletcher	OF	So.	Cypress, Calif. (Cypress HS)
26	Ryan Drake	INF	Fr.	Grapevine, Texas (Grapevine HS)
27	Evan Lee	LHP/OF	So.	Bryant, Ark. (Bryant HS)
28	Kole Ramage	RHP	Fr.	Southlake, Texas (Southlake Carroll HS)
29	Angus Denton	RHP	So.	Beebe, Ark. (Beebe HS)
31	Caleb Bolden	RHP	Fr.	Texarkana, Texas (Pleasant Grove HS)
32	Matt Cronin	LHP	So.	Navarre, Fla. (Navarre HS)
33	Grant Koch	C	Jr.	Fayetteville, Ark. (Fayetteville HS)
34	Jake Reindl	RHP	Jr.	Fayetteville, Ark. (Shiloh Christian)
35	Jacob Kostyshock	RHP	So.	O'Fallon, Mo. (Francis Howell HS)
37	Weston Rogers	LHP	Jr.	Springdale, Ark. (Har-Ber HS)
44	Derek Ripp	INF	Fr.	Olathe, Kan. (St. James Academy HS)
45	Kevin Kopps	RHP	R-So.	Sugar Land, Texas (George Ranch HS)
46	Barrett Loseke	RHP	Jr.	Tulsa, Okla. (Jenks HS)
47	Hunter Milligan	LHP	Fr.	Greenbrier, Ark. (Greenbrier HS)
48	Zack Plunkett	C	R-Jr.	Hurst, Texas (TCU)
55	Isaiah Campbell	RHP	R-So.	Olathe, Kan. (Olathe South HS)
57	Cody Scroggins	RHP	R-So.	Bentonville, Ark. (Bentonville HS)
88	Zebulon Vermillion	RHP	Fr.	Prairie Village, Kan. (Shawnee Mission East)
99	Jackson Rutledge	RHP	Fr.	St. Louis, Mo. (Rockwood Summit HS)



2018 Results

Date	Result	Opponent	Location
2/16	W, 14-2	Bucknell	Fayetteville
2/17	W, 32-4	Bucknell	Fayetteville
2/18	W, 3-1	Bucknell	Fayetteville
2/21	W, 1-0	vs. Arizona@	San Diego, Calif.
2/23	L, 4-3	vs. Cal Poly^	San Diego, Calif.
2/24	W, 5-2	at San Diego State^	San Diego, Calif.
2/25	L, 7-6	at San Diego^	San Diego, Calif.
2/28	W, 18-1	Dayton	Fayetteville
3/1	W, 11-0	Dayton	Fayetteville
3/2	W, 4-0	USC	Fayetteville
3/3	L, 3-1	USC	Fayetteville
3/4	W, 7-6 (8)	USC	Fayetteville
3/9	W, 7-2	Kent State-1	Fayetteville
	L, 10-4	Kent State-2	Fayetteville
3/11	W, 11-4	Kent State	Fayetteville
3/13	W, 13-4	Texas	Fayetteville
3/14	W, 7-5	Texas	Fayetteville
3/16	W, 9-4	#4 Kentucky*	Fayetteville
3/17	W, 14-2	#4 Kentucky-1*	Fayetteville
	W, 16-9	#4 Kentucky-2*	Fayetteville
3/21	L, 6-3	at Charlotte	Charlotte, N.C.
3/23	W, 6-3	at #2 Florida*	Gainesville, Fla.
3/24	L, 17-2	at #2 Florida*	Gainesville, Fla.
3/25	L, 5-4	at #2 Florida*	Gainesville, Fla.
3/27	W, 8-7	at Memphis-	Memphis, Tenn.
3/29	W, 6-4	at #4 Ole Miss*	Oxford, Miss.
3/30	L, 5-4	at #4 Ole Miss*	Oxford, Miss.
3/31	L, 11-10	at #4 Ole Miss*	Oxford, Miss.
4/3	W, 10-9 (10)	ULM	Fayetteville
4/4	W, 4-0	ULM	Fayetteville
4/6	W, 3-1	#13 Auburn*	Fayetteville
4/7	W, 13-2	#13 Auburn*	Fayetteville
4/8	W, 5-4	#13 Auburn*	Fayetteville
4/10	W, 7-6	Grambling State&	North Little Rock, Ark.
4/12	L, 3-2	South Carolina*	Fayetteville
4/14	W, 2-0	South Carolina-1*	Fayetteville
	W, 3-0	South Carolina-2*	Fayetteville
4/17	W, 11-7	Missouri State	Fayetteville
4/20	L, 6-5	at Mississippi State*	Starkville, Miss.
4/21	L, 5-3	at Mississippi State-1*	Starkville, Miss.
	L, 7-5	at Mississippi State-2*	Starkville, Miss.
4/24	W, 5-1	#4 Texas Tech	Fayetteville
4/27	W, 7-3	Alabama*	Fayetteville
4/28	W, 7-4	Alabama*	Fayetteville
4/29	W, 9-7	Alabama*	Fayetteville
5/4	W, 5-4	at LSU*	Baton Rouge, La.
5/5	L, 6-4	at LSU*	Baton Rouge, La.
5/6	L, 7-5	at LSU*	Baton Rouge, La.
5/11	W, 9-3	#21 Texas A&M*	Fayetteville
5/12	W, 3-1	#21 Texas A&M*	Fayetteville
5/13	W, 6-3	#21 Texas A&M*	Fayetteville
5/17	W, 8-6	at #13 Georgia*	Athens, Ga.
5/18	L, 8-7 (10)	at #13 Georgia*	Athens, Ga.
5/19	L, 3-2	at #13 Georgia*	Athens, Ga.
5/23	W, 13-8	vs. South Carolina\$	Hoover, Ala.
5/25	W, 8-2	vs. Florida\$	Hoover, Ala.
5/26	L, 2-1	vs. LSU\$	Hoover, Ala.
6/1	W, 10-2	Oral Roberts!	Fayetteville
6/2	W, 10-2	Southern Miss!	Fayetteville
6/3	W, 4-3	Dallas Baptist!	Fayetteville
6/9	W, 9-3	South Carolina%	Fayetteville
6/10	L, 8-5	South Carolina%	Fayetteville
6/11	W, 14-4	South Carolina%	Fayetteville
6/17	W, 11-5	Texas+	Omaha, Neb.
6/20	W, 7-4	Texas Tech+	Omaha, Neb.
6/22	W, 5-2	Florida+	Omaha, Neb.
6/26	W, 4-1	Oregon State+	Omaha, Neb.
6/27	L, 5-3	Oregon State+	Omaha, Neb.
6/28	L, 5-0	Oregon State+	Omaha, Neb.

@ - Tony Gwynn Stadium; ^ - Tony Gwynn Legacy Tournament; * - SEC; ~ - AutoZone Park
 & - Dickey-Stephens Park; \$ - SEC Tournament; ! - NCAA Fayetteville Regional;
 % - NCAA Fayetteville Super Regional; + - College World Series



HOGS MAKE BACK-TO-BACK TRIPS TO OMAHA FOR FIRST TIME

Overall Record: 46-20 | **SEC Record:** 20-10

SEC Finish: T-2nd Overall/T-1st in Western Division

SEC Tournament Finish: T-5th

College World Series Finish: T-7th

All-America Selections: Isaiah Campbell, RHP; Matt Cronin, RHP; Jack Kenley, INF; Connor Noland, RHP (Freshman)

All-SEC Selections: Trevor Ezell, 1B; Casey Martin, SS; Dominic Fletcher, OF; Heston Kjerstad, OF; Matt Goodheart, DH/UT; Matt Cronin, RP; Patrick Wicklander, SP (Freshman); Connor Noland, SP (Freshman); Christian Franklin, OF (Freshman); Trevor Ezell, 1B (Defense); Dominic Fletcher, OF (Defense).

All-SEC Tournament Selections: Matt Goodheart, DH

2019 Roster

Head Coach: Dave Van Horn

Assistant Coaches: Nate Thompson, Matt Hobbs, Taylor Smart

No.	Name	Pos.	Yr.	Hometown (Last School)
3	Zack Gregory	INF	Fr.	Keller, Texas (Timber Creek HS)
4	Trevor Ezell	INF	R-Sr.	Bryant, Ark. (SE Missouri State)
5	Jacob Nesbit	INF	R-Fr.	Coppell, Texas (Coppell HS)
7	Jack Kenley	INF	Jr.	Germantown, Tenn. (Houston HS)
8	Jordan McFarland	INF	Jr.	Waterloo, Ill. (Waterloo HS)
10	Matt Goodheart	INF/OF	So.	Magnolia, Ark. (San Jacinto CC)
12	Casey Opitz	C/INF	So.	Centennial, Colo. (Heritage HS)
13	Connor Noland	RHP	Fr.	Greenwood, Ark. (Greenwood HS)
14	Caleb Denny	INF	Fr.	Owasso, Okla. (Owasso HS)
15	Casey Martin	INF	So.	Lonoke, Ark. (Lonoke HS)
16	Andrew Stanley	C	Fr.	Searcy, Ark. (IMG Academy)
17	Trey Harris	OF	Fr.	Little Rock, Ark. (LR Christian Academy)
18	Heston Kjerstad	OF	So.	Amarillo, Texas (Randall HS)
19	Coby Boulware	INF	So.	Anthem, Ariz. (TCU)
20	Elijah Trest	RHP	Fr.	White Oak, Texas (White Oak HS)
21	Jacob Burton	RHP	Fr.	Diana, Texas (New Diana HS)
22	Curtis Washington Jr.	OF/INF	Fr.	West Memphis, Ark. (Academies of West Memphis HS)
24	Dominic Fletcher	OF	Jr.	Cypress, Calif. (Cypress HS)
25	Christian Franklin	OF	Fr.	Overland Park, Kan. (Rockhurst HS)
26	Travis Hester	RHP	Fr.	College Station, Texas (College Station HS)
27	Dillon Lfrieri	OF/INF	Fr.	Wilton, Ct. (Wilton HS)
28	Kole Ramage	RHP	So.	Southlake, Texas (Southlake Carroll HS)
29	Angus Denton	RHP	R-So.	Beebe, Ark. (Beebe HS)
31	Caleb Bolden	RHP	So.	Texarkana, Texas (Pleasant Grove HS)
32	Matt Cronin	LHP	Jr.	Navarre, Fla. (Navarre HS)
33	Patrick Wicklander	LHP	Fr.	San Jose, Calif. (Valley Christian HS)
34	Steven Sanchez	LHP	Fr.	Mundelein, Ill. (Mundelein HS)
35	Jacob Kostyshock	RHP	Jr.	O'Fallon, Mo. (Francis Howell HS)
37	Caden Monke	LHP	Fr.	Mt. Olive, Ill. (Mt. Olive HS)
39	Evan Taylor	LHP	Fr.	Florence, Ala. (Florence HS)
44	Collin Taylor	RHP	R-So.	Florence, Ala. (Walters State CC)
45	Kevin Kopps	RHP	R-Jr.	Sugar Land, Texas (George Ranch HS)
46	Carter Sells	RHP	Fr.	Brentwood, Tenn. (Ravenwood HS)
48	Zack Plunkett	C	R-Jr.	Hurst, Texas (TCU)
49	Liam Henry	LHP	Fr.	Kansas City, Mo. (Park Hill HS)
54	Will Barker	RHP	Fr.	Sherwood, Ark. (Pulaski Academy)
55	Isaiah Campbell	RHP	R-Jr.	Olathe, Kan. (Olathe South HS)
57	Cody Scroggins	RHP	R-Jr.	Bentonville, Ark. (Bentonville HS)
88	Zebulon Vermillion	RHP	So.	Prairie Village, Kan. (Shawnee Mission East)



2019 Results

Date	Result	Opponent	Location
2/16	W, 15-7	Eastern Illinois-1	Fayetteville
	W, 12-3	Eastern Illinois-2	Fayetteville
2/17	W, 3-2	Eastern Illinois	Fayetteville
2/21	W, 6-3	at USC	Los Angeles, Calif.
2/22	W, 8-6	at USC	Los Angeles, Calif.
2/23	WL, 6-4 (10)	at USC	Los Angeles, Calif.
2/27	W, 10-3	Memphis	Fayetteville
3/1	W, 3-1	Stony Brook-1	Fayetteville
	W, 4-3	Stony Brook-2	Fayetteville
3/2	W, 15-7	Stony Brook	Fayetteville
3/6	W, 9-2	Charlotte	Fayetteville
3/8	W, 4-2	Louisiana Tech	Fayetteville
3/9	L, 12-7	Louisiana Tech	Fayetteville
3/10	W, 11-0	Louisiana Tech	Fayetteville
3/12	W, 8-0	Western Illinois	Fayetteville
3/13	W, 11-1 (8)	Western Illinois	Fayetteville
3/15	W, 2-0	Missouri*	Fayetteville
3/16	W, 4-3	Missouri*	Fayetteville
3/17	W, 3-2	Missouri*	Fayetteville
3/19	W, 11-4	at #9 Texas	Austin, Texas
3/20	L, 7-6	at #9 Texas	Austin, Texas
3/22	W, 12-3	at Alabama*	Tuscaloosa, Ala.
3/23	L, 10-0	at Alabama*	Tuscaloosa, Ala.
3/24	W, 10-2	at Alabama*	Tuscaloosa, Ala.
3/26	W, 8-2	at Missouri State	Springfield, Mo.
3/29	W, 5-3	#21 Ole Miss*	Fayetteville
3/30	L, 4-3	#21 Ole Miss*	Fayetteville
3/31	L, 10-5	#21 Ole Miss*	Fayetteville
4/2	L, 17-7	Little Rock	Fayetteville
4/5	L, 6-3	at #15 Auburn-1*	Auburn, Ala.
	W, 9-6 (15)	at #15 Auburn-2*	Auburn, Ala.
4/6	W, 8-0	at #15 Auburn*	Auburn, Ala.
4/9	W, 15-8	Oral Roberts	Fayetteville
4/12	L, 3-2	at #6 Vanderbilt*	Nashville, Tenn.
4/13	L, 12-2	at #6 Vanderbilt*	Nashville, Tenn.
4/14	W, 14-12	at #6 Vanderbilt*	Nashville, Tenn.
4/16	W, 16-4 (7)	Arkansas-Pine Bluff	Fayetteville
4/18	W, 5-3	#2 Mississippi State*	Fayetteville
4/19	W, 12-5	#2 Mississippi State*	Fayetteville
4/20	W, 10-2	#2 Mississippi State*	Fayetteville
4/23	W, 19-2	Northwestern State	Fayetteville
4/24	L, 10-7	Northwestern State	Fayetteville
4/26	W, 11-9	#18 Tennessee*	Fayetteville
4/27	W, 15-3	#18 Tennessee*	Fayetteville
4/28	W, 4-3 (10)	#18 Tennessee*	Fayetteville
4/30	W, 17-3	Grambling State&	North Little Rock, Ark.
5/3	W, 5-2	at Kentucky*	Lexington, Ky.
5/5	W, 9-1	at Kentucky-1*	Lexington, Ky.
5/5	L, 4-3	at Kentucky-2*	Lexington, Ky.
5/9	W, 14-4	#15 LSU*	Fayetteville
5/10	W, 11-6	#15 LSU*	Fayetteville
5/11	L, 3-2	#15 LSU*	Fayetteville
5/16	W, 7-3	at #17 Texas A&M*	College Station, Texas
5/17	L, 6-2	at #17 Texas A&M*	College Station, Texas
5/18	L, 6-1	at #17 Texas A&M*	College Station, Texas
5/22	W, 5-3	vs. Ole Miss\$	Hoover, Ala.
5/23	L, 3-1	vs. Georgia\$	Hoover, Ala.
5/24	L, 3-2	vs. Ole Miss\$	Hoover, Ala.
5/31	W, 11-5	Central Connecticut State!	Fayetteville
6/1	W, 3-1	TCU!	Fayetteville
6/2	W, 6-0	TCU!	Fayetteville
6/8	W, 11-2	Ole Miss%	Fayetteville
6/9	L, 13-5	Ole Miss%	Fayetteville
6/10	W, 14-1	Ole Miss%	Fayetteville
6/15	L, 1-0	Florida State+	Omaha, Neb.
6/17	L, 5-4	Texas Tech+	Omaha, Neb.

* - SEC; & - Dickey-Stephens Park; \$ - SEC Tournament;

! - NCAA Fayetteville Regional; % - NCAA Fayetteville Super Regional; + - College World Series



|| 2022 COLLEGE WORLD SERIES



HOGS MAKE THIRD CWS TRIP IN LAST FOUR POSTSEASONS

Overall Record: 46-21 | **SEC Record:** 18-12

SEC Finish: 3rd Overall/2nd in Western Division

SEC Tournament Finish: T-7th

College World Series Finish: T-3rd

All-America Selections: Hagen Smith, LHP (Freshman); Brady Tygart, RHP (Freshman)

Gold Glove Award Winner: Robert Moore, 2B

CWS All-Tournament Selections: Michael Turner, C

All-SEC Selections: Robert Moore, INF (Defense); Connor Noland, INF (Defense); Hagen Smith, LHP (Freshman); Brady Tygart, LHP (Freshman)

All-SEC Tournament Selections: None

2022 Roster

Head Coach: Dave Van Horn

Assistant Coaches: Nate Thompson, Matt Hobbs, Bobby Wernes

No.	Name	Pos.	Yr.	Hometown (Last School)
1	Robert Moore	INF	Jr.	Leawood, Kan. (Shawnee Mission East HS)
2	Jalen Battles	INF	Sr.	San Antonio, Texas (McLennan CC)
3	Zack Gregory	OF	R-Jr.	Keller, Texas (Timber Creek HS)
4	Jude Putz	INF	Fr.	Loch Lloyd, Mo. (Bishop Miege HS)
5	Kendall Diggs	INF	Fr.	Olathe, Kan. (Saint Thomas Aquinas HS)
7	Cayden Wallace	INF/OF	So.	Greenbrier, Ark. (Greenbrier HS)
8	Jace Bohrofen	OF	So.	Oklahoma City, Okla. (Oklahoma)
9	Drake Varnado	INF/OF	Fr.	Port Neches, Texas (IMG Academy)
10	Peyton Stovall	INF	Fr.	Haughton, La. (Haughton HS)
12	Michael Turner	C/INF	Grad.	Warren, Ohio (Kent State)
13	Connor Noland	RHP	Sr.	Greenwood, Ark. (Greenwood HS)
15	Dylan Leach	C	So.	Carthage, Texas (Carthage HS)
17	Brady Slavens	INF/OF	Sr.	Olathe, Kan. (Johnson County CC)
18	Chris Lanzilli	OF	Grad.	Stoneham, Mass. (Wake Forest)
20	Elijah Trest	RHP	Sr.	White Oak, Texas (White Oak HS)
22	Jaxon Wiggins	RHP	So.	Roland, Okla. (Roland HS)
24	Braydon Webb	OF	Grad.	McKinney, Texas (Grayson CC)
25	Brady Tygart	RHP	Fr.	Hernando, Miss. (Lewisburg HS)
27	Nick Moten	RHP	Fr.	Florissant, Mo. (Westminster Christian Academy)
28	Kole Ramage	RHP	R-Sr.	Southlake, Texas (Southlake Carroll HS)
29	Austin Ledbetter	RHP	Fr.	Bryant, Ark. (Bryant HS)
31	Dylan Carter	RHP	Jr.	Bentonville, Ark. (Crowder College)
32	Zack Morris	LHP	Jr.	Cabot, Ark. (Cabot HS)
33	Hagen Smith	LHP	Fr.	Bullard, Texas (Bullard HS)
34	Nick Griffin	LHP	R-Fr.	Monticello, Ark. (Monticello HS)
35	Vincent Trapani	RHP	Fr.	Eau Claire, Wisc. (Eau Claire Memorial HS)
36	Peyton Palette	RHP	Jr.	Benton, Ark. (Benton HS)
37	Jake Faherty	RHP	Fr.	Georgetown, Ky. (Great Crossing HS)
38	Mark Adamiak	RHP	R-So.	Shawnee, Kan. (Shawnee Mission Northwest HS)
39	Evan Taylor	LHP	Sr.	Florence, Ala. (Florence HS)
41	Will McEntire	RHP	R-So.	Bryant, Ark. (Bryant HS)
43	Miller Pleimann	RHP	R-Jr.	Fayetteville, Ark. (Wichita State)
44	Max Soliz Jr.	C/OF	Fr.	Madison, Ala. (Bob Jones HS)
46	Tyler Cacciatori	RHP	R-Fr.	Sheridan, Ark. (Sheridan HS)
48	Heston Tole	RHP	So.	Wichita Falls, Texas (IMG Academy)
50	Matthew Magre	LHP	So.	Fayetteville, Ark. (Fayetteville HS)
55	Gabriel Starks	RHP	So.	Pine Bluff, Ark. (Watson Chapel HS)
58	Evan Gray	RHP	R-So.	Swansea, Ill. (Belleville East HS)
59	Issac Bracken	RHP	Grad.	Berthoud, Colo. (Northern Colorado)
88	Zebulon Vermillion	RHP	R-Sr.	Prairie Village, Kan. (Shawnee Mission East HS)



2022 Results

Date	Result	Opponent	Location
2/18	L, 3-2	Illinois State	Fayetteville
2/19	W, 5-1	Illinois State	Fayetteville
2/20	W, 4-2	Illinois State	Fayetteville
2/25	W, 5-2	vs. Indiana^	Round Rock, Texas
2/27	L, 5-0	vs. #6 Stanford^	Round Rock, Texas
	W, 6-5	vs. Louisiana^	Round Rock, Texas
3/2	W, 15-3	Omaha	Fayetteville
3/4	L, 7-3	Southeastern	Fayetteville
3/5	W, 4-2	Southeastern-1	Fayetteville
	W, 11-1 (8)	Southeastern-2	Fayetteville
3/10	W, 12-3	UIC-1	Fayetteville
	W, 5-4	UIC-2	Fayetteville
3/12	W, 10-1	UIC	Fayetteville
3/13	W, 10-8	UIC	Fayetteville
3/15	W, 14-1 (8)	Grambling	Fayetteville
3/16	W, 13-3 (8)	Grambling	Fayetteville
3/18	W, 6-2	Kentucky*	Fayetteville
3/19	W, 9-3	Kentucky*	Fayetteville
3/20	W, 3-1	Kentucky*	Fayetteville
3/25	W, 7-4	at Missouri*	Columbia, Mo.
3/26	L, 7-5	at Missouri*	Columbia, Mo.
3/27	W, 6-4	at Missouri*	Columbia, Mo.
3/29	W, 16-8	Little Rock	Fayetteville
4/1	W, 8-1	Mississippi State*	Fayetteville
4/2	W, 12-5	Mississippi State*	Fayetteville
4/3	W, 5-3 (12)	Mississippi State*	Fayetteville
4/5	W, 21-9	UCA	Fayetteville
4/7	W, 8-1	at Florida*	Gainesville, Fla.
4/8	L, 7-2	at Florida*	Gainesville, Fla.
4/9	L, 9-7	at Florida*	Gainesville, Fla.
4/12	W, 15-0 (7)	UAPB-1	Fayetteville
	W, 6-0 (7)	UAPB-2	Fayetteville
4/14	W, 5-4	#15 LSU*	Fayetteville
4/15	W, 5-0	#15 LSU*	Fayetteville
4/16	W, 6-2	#15 LSU*	Fayetteville
4/19	W, 10-1	Arkansas State	Fayetteville
4/20	W, 10-3	Arkansas State	Fayetteville
4/22	L, 2-1	at Texas A&M*	College Station, Texas
4/23	W, 3-1	at Texas A&M*	College Station, Texas
4/24	L, 11-10	at Texas A&M*	College Station, Texas
4/26	W, 2-1 (10)	vs. UCA@	North Little Rock, Ark.
4/29	L, 4-2	Ole Miss*	Fayetteville
4/30	W, 6-3	Ole Miss*	Fayetteville
5/1	W, 4-3	Ole Miss*	Fayetteville
5/3	L, 6-4	Missouri State	Fayetteville
5/6	W, 11-8	at #19 Auburn*	Auburn, Ala.
5/7	L, 5-3	at #19 Auburn*	Auburn, Ala.
5/8	W, 7-4	at #19 Auburn*	Auburn, Ala.
5/13	L, 9-6 (10)	#24 Vanderbilt*	Fayetteville
5/14	W, 11-6	#24 Vanderbilt*	Fayetteville
5/15	L, 5-0 (7)	#24 Vanderbilt*	Fayetteville
5/19	W, 7-3	at Alabama*	Tuscaloosa, Ala.
5/20	L, 8-6	at Alabama*	Tuscaloosa, Ala.
5/21	L, 18-5	at Alabama*	Tuscaloosa, Ala.
5/25	L, 4-3	vs. Alabama\$	Hoover, Ala.
5/27	L, 7-5	vs. Florida\$	Hoover, Ala.
6/3	W, 7-1	vs. GCU!	Stillwater, Okla.
6/4	W, 20-12	at #6 Oklahoma State!	Stillwater, Okla.
6/5	L, 14-10 (10)	at #6 Oklahoma State!	Stillwater, Okla.
6/6	W, 7-3	at #6 Oklahoma State!	Stillwater, Okla.
6/11	W, 4-1	at #11 North Carolina+	Chapel Hill, N.C.
6/12	W, 4-3	at #11 North Carolina+	Chapel Hill, N.C.
6/18	W, 17-2	vs. #2 Stanford%	Omaha, Neb.
6/20	L, 13-5	vs. Ole Miss%	Omaha, Neb.
6/21	W, 11-1	vs. #25 Auburn%	Omaha, Neb.
6/22	W, 3-2	vs. Ole Miss%	Omaha, Neb.
6/23	L, 2-0	vs. Ole Miss%	Omaha, Neb.

^ - Karbach Round Rock Classic; * - SEC; @ - Dickey-Stephens Park; \$ - SEC Tournament;

! - NCAA Fayetteville Regional; + - NCAA Fayetteville Super Regional; % - College World Series

NCAA Tournament (100-75, .571)

Regional Record:	66-43 (.651)
Super Regional Record:	16-10 (.615)
CWS Record:	18-22 (.450)

2022 College World Series (3-2)

Charles Schwab Field Omaha • Omaha, Neb.	
Stanford	W 17-2
Ole Miss	L 13-5
Auburn	W 11-1
Ole Miss	W 3-2
Ole Miss	L 2-0

2022 Chapel Hill Super Regional (2-0)

Boshamer Stadium • Chapel Hill, N.C.	
North Carolina	W 4-1
North Carolina	W 4-3

2022 Stillwater Regional (3-1)

O'Brate Stadium • Stillwater, Okla.	
Grand Canyon	W 7-1
Oklahoma State	W 20-12
Oklahoma State	L 14-10
Oklahoma State	W 7-3

2021 Fayetteville Super Regional (1-2)

Baum-Walker Stadium • Fayetteville, Ark.	
NC State	W 21-2
NC State	L 6-5
NC State	L 3-2

2021 Fayetteville Regional (3-1)

Baum-Walker Stadium • Fayetteville, Ark.	
NJIT	W 13-8
Nebraska	W 5-1
Nebraska	L 5-3
Nebraska	W 6-2

2019 College World Series (0-2)

TD Ameritrade Park • Omaha, Neb.	
Florida State	L 1-0
Texas Tech	L 5-4

2019 Fayetteville Super Regional (2-1)

Baum-Walker Stadium • Fayetteville, Ark.	
Ole Miss	W 11-2
Ole Miss	L 13-5
Ole Miss	W 14-1

2019 Fayetteville Regional (3-0)

Baum-Walker Stadium • Fayetteville, Ark.	
Central Connecticut St.	W 11-5
TCU	W 3-1
TCU	W 6-0

2018 College World Series (4-2)

TD Ameritrade Park • Omaha, Neb.	
Texas	W 11-5
Texas Tech	W 7-4
Florida	W 5-2
Oregon State	W 4-1
Oregon State	L 5-3
Oregon State	L 5-0

2018 Fayetteville Super Regional (2-1)

Baum Stadium • Fayetteville, Ark.	
South Carolina	W 9-3
South Carolina	L 8-5
South Carolina	W 14-4

2018 Fayetteville Regional (3-0)

Baum Stadium • Fayetteville, Ark.	
Oral Roberts	W 10-2
Southern Miss	W 10-2
Dallas Baptist	W 4-3

2017 Fayetteville Regional (3-2)

Baum Stadium • Fayetteville, Ark.	
Oral Roberts	W 3-0
Missouri State	L 5-4
Oral Roberts	W 4-3
Missouri State	W 11-10
Missouri State	L 3-2

2015 College World Series (0-2)

TD Ameritrade Park • Omaha, Neb.	
Virginia	L 5-3
Miami (Fla.)	L 4-3

2015 Fayetteville Super Regional (2-1)

Baum Stadium • Fayetteville, Ark.	
Missouri State	W 18-4
Missouri State	L 3-1
Missouri State	W 3-2

2015 Stillwater Regional (3-0)

Allie P. Reynolds Stadium • Stillwater, Okla.	
Oral Roberts	W 8-6
Oklahoma State	W 7-5
St. John's	W 4-3

2014 Charlottesville Regional (2-2)

Davenport Field • Charlottesville, Va.	
Liberty	W 3-2
Virginia	L 3-0
Bucknell	W 10-0
Virginia	L 9-2

2013 Manhattan Regional (2-2)

Tointon Stadium • Manhattan, Kan.	
Bryant	L 4-1
Wichita State	W 3-1
Bryant	W 12-3
Kansas State	L 4-3

2012 College World Series (2-2)

T.D. Ameritrade Park • Omaha, Neb.	
Kent State	W 8-1
South Carolina	W 2-1
South Carolina	L 2-0
South Carolina	L 3-2

2012 Waco Super Regional (2-1)

Baylor Ballpark • Waco, Texas	
Baylor	L 8-1
Baylor	W 5-4
Baylor	W 1-0 (10)

2012 Houston Regional (3-0)

Reckling Park • Houston, Texas	
Sam Houston State	W 5-4
Rice	W 1-0
Sam Houston State	W 5-1

2011 Tempe Regional (2-2)

Packard Stadium • Tempe, Ariz.	
Charlotte	L 3-2
New Mexico	W 3-0
Charlotte	W 11-3
Arizona State	L 13-4

2010 Tempe Super Regional (0-2)

Packard Stadium • Tempe, Ariz.	
Arizona State	L 7-6 (12)
Arizona State	L 7-5 (12)

2010 Fayetteville Regional (3-1)

Baum Stadium • Fayetteville, Ark.	
Grambling State	W 19-7
Washington State	W 6-4
Washington State	L 10-7
Washington State	W 7-2

2009 College World Series (2-2)

Rosenblatt Stadium • Omaha, Neb.	
Cal State Fullerton	W 10-6
LSU	L 9-1
Virginia	W 4-3 (12)
LSU	L 14-5

2009 Tallahassee Super Regional (2-0)

Howser Stadium • Tallahassee, Fla.	
Florida State	W 7-2
Florida State	W 9-8

2009 Norman Regional (3-0)

Mitchell Park • Norman, Okla.	
Washington State	W 10-3
Oklahoma	W 17-6
Oklahoma	W 11-0

2008 Stanford Regional (0-2)

Klein Field • Palo Alto, Calif.	
Pepperdine	L 4-3
Stanford	L 5-1

2007 Fayetteville Regional (2-2)

Baum Stadium • Fayetteville, Ark.	
Albany	W 9-0
Oklahoma State	L 14-3
Creighton	W 6-0
Oklahoma State	L 7-6

2006 Fayetteville Regional (1-2)

Baum Stadium • Fayetteville, Ark.	
Oral Roberts	L 4-3 (11)
Princeton	W 6-2
Oklahoma State	L 6-5



Brady Slavens' walk-off RBI single gave Arkansas a 4-3 win over North Carolina as the Razorbacks swept the 2022 NCAA Chapel Hill Super Regional to clinch the 11th trip to the College World Series in program history. Arkansas won a game that ended 6 hours and 12 minutes after it began. Two weather delays – between the second and third innings, and during the top of the eighth – combined to last 2 hours and 54 minutes in total.



|| ROAD TO OMAHA

2005 Austin Regional (2-2)

Disch-Falk Field • Austin, Texas		
Miami (Ohio)	W	9-5
Texas	W	9-2
Texas	L	19-8
Texas	L	5-2

2004 College World Series (0-2)

Rosenblatt Stadium • Omaha, Neb.		
Texas	L	13-2
Arizona	L	7-2

2004 Fayetteville Super Regional (2-0)

Baum Stadium • Fayetteville, Ark.		
Florida State	W	7-5
Florida State	W	4-2

2004 Fayetteville Regional (4-1)

Baum Stadium • Fayetteville, Ark.		
Le Moyne	W	4-1
Wichita State	L	4-3
Missouri	W	10-7
Wichita State	W	11-9
Wichita State	W	4-3

2003 Austin Regional (1-2)

Disch-Falk Field • Austin, Texas		
Lamar	L	3-2
Bucknell	W	10-7
Lamar	L	7-6

2002 Clemson Super Regional (1-2)

Kingsmore Stadium • Clemson, S.C.		
Clemson	W	9-6
Clemson	L	8-7
Clemson	L	7-4

2002 Wichita Regional (3-0)

Eck Stadium • Wichita, Kan.		
Oklahoma	W	8-5
Oral Roberts	W	7-6
Oral Roberts	W	11-6

1999 Fayetteville Regional (1-2)

Baum Stadium • Fayetteville, Ark.		
Delaware	W	10-6
SMS	L	9-8 (10)
Clemson	L	12-4

1998 Midwest Regional (1-2)

Eck Stadium • Wichita, Kan.		
Arizona State	L	8-4
Wichita State	W	3-2 (11)
Georgia Tech	L	2-0

1996 Central II Regional (0-2)

Dan Law Field • Lubbock, Texas		
Oklahoma State	L	6-5
Southern California	L	15-5

1995 Midwest I Regional (0-2)

Eck Stadium • Wichita, Kan.		
Stanford	L	10-3
Texas Tech	L	14-10

1990 Midwest Regional (0-2)

Eck Stadium • Wichita, Kan.		
Fordham	L	8-5
Wichita State	L	7-6

1989 College World Series (1-2)

Rosenblatt Stadium • Omaha, Neb.		
Wichita State	L	3-2
North Carolina	W	7-3
Wichita State	L	8-4

1989 Northeast Regional (4-1)

Municipal Stadium • Waterbury, Conn.		
Le Moyne	L	7-5
George Washington	W	8-2
Illinois	W	9-2
Arizona State	W	1-0
Le Moyne	W	6-5

1988 Midwest Regional (0-2)

Allie P. Reynolds Stadium • Stillwater, Okla.		
Loyola-Marymount	L	8-3
Oklahoma State	L	13-7

1987 College World Series (1-2)

Rosenblatt Stadium • Omaha, Neb.		
Texas	L	13-6
Georgia	W	5-4
LSU	L	5-2

1987 NCAA South I Regional (4-0)

Joe W. Davies Stadium • Huntsville, Ala.		
Middle Tenn. State	W	10-7
West Virginia	W	7-2
Clemson	W	6-5 (10)
Clemson	W	4-2

1986 NCAA Midwest Regional (1-2)

Allie P. Reynolds Stadium • Stillwater, Okla.		
Oregon State	W	4-3
Stanford	L	2-0
Oregon State	L	1-0

1985 College World Series (2-2)

Rosenblatt Stadium • Omaha, Neb.		
South Carolina	W	1-0
Mississippi State	L	5-4
Stanford	W	10-4
Texas	L	8-7

1985 South II Regional (4-0)

Seminole Stadium • Tallahassee, Fla.		
Eastern Kentucky	W	20-13
George Mason	W	13-9
Florida State	W	7-6
Georgia Tech	W	7-5

1983 Midwest Regional (0-2)

Allie P. Reynolds Stadium • Stillwater, Okla.		
Oral Roberts	L	7-6
Wichita State	L	6-3

1980 Midwest Regional (1-2)

J.L. Johnson Stadium • Tulsa, Okla.		
Oral Roberts	W	3-2
Missouri	L	6-0
California	L	7-1

1979 East Regional (4-0)


Seminole Stadium • Tallahassee, Fla.		
George Washington	W	12-11
Florida	W	9-1
Delaware	W	8-6
Delaware	W	4-3

1979 College World Series (3-2)

Rosenblatt Stadium • Omaha, Neb.		
Pepperdine	W	5-4
Arizona	W	10-3
Texas	W	9-4
Cal State Fullerton	L	13-10
Cal State Fullerton	L	2-1

1973 NCAA District VI (0-2)

Arlington Stadium • Arlington, Texas		
Trinity	L	6-0
Texas-Pan American	L	4-2



All-American catcher Ronn Reynolds was a pivotal piece in leading Arkansas to its first College World Series appearance in 1979 and a runner-up finish. Reynolds led the offense by hitting .347 and driving in 42 runs. He was a unanimous All-SWC selection and made the SWC All-Tournament team.



SEC Tournament (38-44)

2021 SEC Tournament (0-2)

Hoover Metropolitan Stadium • Hoover, Ala.		
Alabama	L	4-3
Florida	L	7-5

2021 SEC Tournament (4-0)

Hoover Metropolitan Stadium • Hoover, Ala.		
Georgia	W	11-2
Vanderbilt	W	6-4
Ole Miss	W	3-2
Tennessee	W	7-2

2019 SEC Tournament (1-2)

Hoover Metropolitan Stadium • Hoover, Ala.		
Ole Miss	W	5-3
Georgia	L	3-1
Ole Miss	L	3-2

2018 SEC Tournament (2-1)

Hoover Metropolitan Stadium • Hoover, Ala.		
South Carolina	W	13-8
Florida	W	8-2
LSU	L	2-1

2017 SEC Tournament (3-2)

Hoover Metropolitan Stadium • Hoover, Ala.		
Mississippi State	L	4-3
Auburn	W	12-0 (7)
Mississippi State	W	9-2
Florida	W	16-0 (7)
LSU	L	4-2

2015 SEC Tournament (2-2)

Hoover Metropolitan Stadium • Hoover, Ala.		
Tennessee	W	2-1
Florida	W	7-6
LSU	L	10-5
Florida	L	10-0

2014 SEC Tournament (3-2)

Hoover Metropolitan Stadium • Hoover, Ala.		
Texas A&M	W	4-0
Ole Miss	W	2-1
LSU	L	7-2
Ole Miss	W	8-7
LSU	L	11-1

2013 SEC Tournament (2-1)

Hoover Metropolitan Stadium • Hoover, Ala.		
Ole Miss	W	2-1 (10)
LSU	W	4-1
LSU	L	3-1

2012 SEC Tournament (0-2)

Regions Park • Hoover, Ala.		
Mississippi State	L	9-1
Ole Miss	L	2-0

2011 SEC Tournament (2-2)

Regions Park • Hoover, Ala.		
Alabama	L	7-4
Mississippi State	W	7-2
Alabama	W	4-1
Vanderbilt	L	3-2

2010 SEC Tournament (0-2)

Regions Park • Hoover, Ala.		
Vanderbilt	L	2-0
Florida	L	5-4

2009 SEC Tournament (2-2)

Regions Park • Hoover, Ala.		
Florida	W	8-5
Georgia	L	2-1
Florida	W	10-7
Vanderbilt	L	11-1

2007 SEC Tournament (3-1)

Regions Park • Hoover, Ala.		
Alabama	W	6-0
South Carolina	W	6-0
South Carolina	W	3-2
Vanderbilt	L	7-4

2006 SEC Tournament (0-2)

Hoover Metropolitan Stadium • Hoover, Ala.		
Ole Miss	L	9-4
Alabama	L	4-3

2005 SEC Tournament (0-2)

Hoover Metropolitan Stadium • Hoover, Ala.		
Florida	L	9-8
Alabama	L	5-4

2004 SEC Tournament (2-2)

Hoover Metropolitan Stadium • Hoover, Ala.		
Tennessee	L	8-6
Ole Miss	W	4-3
Tennessee	W	4-1
South Carolina	L	3-2

2003 SEC Tournament (0-2)

Hoover Metropolitan Stadium • Hoover, Ala.		
LSU	L	5-4
Ole Miss	L	8-7

2002 SEC Tournament (1-2)

Hoover Metropolitan Stadium • Hoover, Ala.		
South Carolina	L	10-1
Auburn	W	8-5
South Carolina	L	6-2

1999 SEC Tournament (4-2)

Hoover Metropolitan Stadium • Hoover, Ala.		
Kentucky	W	6-4
Auburn	L	3-2 (11)
LSU	W	9-8
Auburn	W	9-5
Auburn	W	9-6
Alabama	L	9-3

1998 SEC Tournament (3-1)

Hoover Metropolitan Stadium • Hoover, Ala.		
LSU	W	8-4
Mississippi State	W	10-3
Mississippi State	W	7-3
Auburn	L	7-5

1997 SEC Tournament (0-1)

Golden Park • Columbus, Ga.		
Auburn	L	7-3

1996 SEC Tournament (0-1)

Hoover Metropolitan Stadium • Hoover, Ala.		
Kentucky	L	7-5

1995 SEC W. Div. Tournament (2-2)

Dudy Noble Field • Starkville, Miss.		
Ole Miss	W	5-2
Alabama	W	5-2
Alabama	L	8-7
LSU	L	7-6

1994 SEC W. Div. Tournament (0-2)

Swayze Field • Oxford, Miss.		
Auburn	L	3-1 (17)
LSU	L	5-2

1993 SEC W. Div. Tournament (1-2)

Alex Box Stadium • Baton Rouge, La.		
Mississippi State	W	5-2
Auburn	L	3-1
LSU	L	13-7

1992 SEC Tournament (1-2)

Superdome • New Orleans, La.		
South Carolina	W	8-6
LSU	L	8-1
South Carolina	L	9-5

SWC Tournament (18-25)

1990 SWC Tournament (1-2)

Disch-Falk Field • Austin, Texas		
Rice	W	7-5
Texas	L	11-4
Houston	L	7-1

1989 SWC Tournament (1-2)

Olsen Field • College Station, Texas		
Texas	L	8-3
Houston	W	5-4
Texas	L	9-1

1988 SWC Tournament (0-2)

George Cole Field • Fayetteville, Ark.		
Texas A&M	L	4-3
Texas	L	7-1

1987 SWC Tournament (2-2)

Disch-Falk Field • Austin, Texas		
Texas A&M	W	4-3
Texas	L	10-3
Houston	W	14-9
Texas	L	3-2

1986 SWC Tournament (0-1)

Olsen Field • College Station, Texas		
Texas A&M	L	4-0

1985 SWC Tournament (3-0)

George Cole Field • Fayetteville, Ark.		
Baylor	W	6-4
Texas	W	9-5
Texas	W	10-6

1984 SWC Tournament (0-2)

Disch-Falk Field • Austin, Texas		
Texas	L	8-1
Rice	L	8-1

1983 SWC Tournament (3-2)

Disch-Falk Field • Austin, Texas		
Houston	W	4-3
Texas	L	9-2
Houston	W	9-7
Texas	W	5-4
Texas	L	14-0

1982 SWC Tournament (1-2)

Olsen Field • College Station, Texas		
Houston	W	9-6
Texas	L	8-0
Houston	L	9-8

1981 SWC Tournament (2-2)

Disch-Falk Field • Austin, Texas		
Houston	L	7-2
Rice	W	5-4
Houston	W	9-3
Texas	L	11-1

1980 SWC Tournament (3-2)

Olsen Field • College Station, Texas		
Texas A&M	W	19-10
Texas	L	6-4
Texas Tech	W	6-5
Texas	W	8-7
Texas	L	9-4

1979 SWC Tournament (2-2)

Disch-Falk Field • Austin, Texas		
Baylor	W	6-1
Texas	L	6-2
Texas A&M	W	6-2
Texas	L	12-6


1978 SWC Tournament (0-2)

Disch-Falk Field • Austin, Texas		
Baylor	L	1-0
Texas A&M	L	5-0


1977 SWC Tournament (0-2)

Disch-Falk Field • Austin, Texas		
Texas A&M	L	5-2
Texas	L	8-1


A || ALL-AMERICANS (31)



Tim Lollar
P/DH - 1978




Ronn Reynolds
C - 1979




Steve Krueger
LHP - 1980



Kevin McReynolds
OF - 1980, 81



Jeff King
3B - 1985, 86




Mike Loggins
OF - 1985




Ralph Kraus
OF - 1986




Andy Skeels
C - 1987



Troy Eklund
OF - 1989



Greg D'Alexander
3B - 1990




Phillip Stidham
RHP - 1990, 91



Kenderick Moore
2B - 1996



Ryan Lundquist
OF - 1997



David Walling
RHP - 1998, 99




Charlie Isaacson
RHP - 1999



Nick Schmidt
LHP - 2006, 07



Jess Todd
RHP - 2007



Zack Cox
INF - 2010



Brett Eibner
OF/RHP - 2010



Matt Reynolds
INF - 2012




Ryne Stanek
RHP - 2013



Andrew Benintendi
OF - 2015



Blaine Knight
RHP - 2018



Carson Shaddy
INF - 2018



Isaiah Campbell
RHP - 2019




Matt Cronin
RHP - 2019



Jack Kenley
INF - 2019



Heston Kjerstad
OF - 2020



Christian Franklin
OF - 2021




Kevin Kopps
RHP - 2021




Patrick Wicklander
LHP - 2021


FRESHMAN ALL-AMERICANS (26) ||




Jeff King
3B - 1984




Phillip Stidham
RHP - 1989



Matt Carnes
RHP - 1995



Matt Erickson
3B - 1995



Brian Kirby
OF - 1998



Charlie Isaacson
RHP - 1999



Jake Dugger
OF - 2004



Danny Hamblin
DH - 2004



Nick Schmidt
LHP - 2005



Shaun Seibert
RHP - 2005



James Ewing
2B - 2006



Brett Eibner
OF/RHP - 2008



Zack Cox
3B - 2009



Barrett Astin
RHP - 2011




Dominic Ficociello
INF - 2011



Nolan Sanburn
RHP - 2011



Tyler Spoon
OF - 2013



Keaton McKinney
RHP - 2015



Dominic Fletcher
CF - 2017



Heston Kjerstad
OF - 2018



Casey Martin
INF - 2018



Connor Noland
RHP - 2019



Robert Moore
INF - 2020, 2021



Cayden Wallace
OF - 2021




Hagen Smith
LHP - 2022




Brady Tygart
RHP - 2022


A || ALL-SEC (54)




Allen Williams
INF - 1992 (2nd)
1994 (2nd)




Ty Bilderback
OF - 1995 (1st)




Kit Pellow
DH - 1995 (1st)




Matt Carnes
RHP - 1996 (2nd),
1997 (2nd)



Matt Erickson
3B - 1996 (2nd)
1997 (1st)




Kenderick Moore
2B - 1996 (1st)



Jeremy Jackson
OF - 1997 (1st)




Ryan Lundquist
OF - 1997 (1st),
1998 (2nd)



David Walling
RHP - 1998 (1st),
1999 (2nd)



Charlie Isaacson
RHP - 1999 (1st)



Rodney Nye
3B - 1999 (2nd)



Ryan Fox
OF - 2003 (1st)



Scott Hode
SS - 2004 (2nd)




Clint Arnold
OF - 2005 (Fr.)



Nick Schmidt
LHP - 2005 (Fr.),
2006 (1st), 2007 (1st)



Jake Dugger
OF - 2006 (2nd)



Dallas Keuchel
LHP - 2007 (Fr.)



Jess Todd
RHP - 2007 (1st)



Logan Forsythe
3B - 2008 (1st)



Zack Cox
INF - 2010 (1st)




Brett Eibner
OF/RHP - 2010 (2nd)



Drew Smyly
LHP - 2010 (2nd)




DJ Baxendale
RHP - 2011 (2nd)




Dominic Ficociello
INF - 2011 (Fr., Def.),
2012 (Def.)



Bo Bigham
INF - 2012 (2nd)



Matt Reynolds
INF - 2012 (1st)



Brian Anderson
OF - 2013 (2nd)



Ryne Stanek
RHP - 2013 (1st)



Andrew Benintendi
OF - 2014 (Fr.),
2015 (1st)



Eric Fisher
1B - 2014 (2nd, Def.)




Jake Wise
C - 2014 (Def.)



Zach Jackson
RHP - 2015 (1st)



Keaton McKinney
RHP - 2015 (Fr.)



Bobby Wernes
3B - 2015 (Def.)



Jax Biggers
SS - 2017 (2nd)




Dominic Fletcher
CF - 2017 (Fr.),
2018 (Def.),
2019 (2nd, Def.)




Grant Koch
C - 2017 (1st),
2018 (Def.)



Eric Cole
OF - 2018 (2nd)



Heston Kjerstad
OF - 2018 (2nd, Fr.),
2019 (2nd)



Blaine Knight
RHP - 2018 (2nd)



Casey Martin
INF - 2018 (2nd, Fr.),
2019 (2nd)



Carson Shaddy
INF - 2018 (1st)



Matt Cronin
RP - 2019 (2nd)



Trevor Ezell
1B - 2019 (2nd, Def.)




Christian Franklin
OF - 2019 (Fr.),
2021 (2nd, Def.)



Matt Goodheart
DH/UT - 2019 (2nd),
2021 (1st)



Connor Noland
SP - 2019 (Fr.),
2022 (Def.)




Patrick Wicklander
SP - 2019 (Fr.),
2021 (2nd)




Kevin Kopps
RP - 2021 (1st, Def.)




Robert Moore
2B - 2021 (1st, Def.,
New.), 2022 (Def.)



Peyton Pallette
P - 2021 (Newcomer)



Cayden Wallace
OF - 2021 (Fr.)



Hagen Smith
LHP - 2022 (Fr.)



Brady Tygart
RHP - 2022 (Fr.)

All-SWC Selections (42)

Player, Pos.	Year(s)
Marc Brumble, OF	1977
Kevin Campbell, RHP	1984
Bubba Carpenter, 1B/OF	1989-91
Charlie Corbell, RHP	1982
Greg D'Alexander, 3B	1989-90
Billy Dees, 1B	1982-83
Tim Deitz, RHP	1985
Bobby Edwards, RHP	1987-88
Troy Eklund, OF	1988-89
Fred Farwell, RHP	1985
Tony Gilmore, C	1990
Jeff Hemm, C	1978
John Hennell, 1B	1981
Mark Johnson, OF	1990-91
Jeff King, 3B	1985-86
Ralph Kraus, OF	1986
Steve Krueger, LHP	1979-80
Mike Loggins, OF	1984-85
Tim Lollar, LHP/DH	1978
Scott Loseke, OF	1983
Kevin McReynolds, OF	1980-81
Bill Montgomery, OF	1976
Mike Oquist, RHP	1989
Tom Pagnozzi, C	1983
Steve Parker, RHP	1986
Dave Patterson, 1B	1986
Tim Peters, RHP	1987
Kirk Piskor, C/OF	1991
Scott Pose, OF	1989
Johnny Ray, 2B	1978-79
Ronn Reynolds, C	1979
Norm Roberts, OF	1983, 85
Kenny Rogers, 3B	1981
Andy Skeels, C	1987
Phillip Stidham, RHP	1989-91
Mark Swope, RHP	1989-90

Scott Tabor, RHP	1981-82
Tim Thomas, 2B	1990
Dave Van Horn, 2B	1982
Ed Wallace, 1B	1979
Larry Wallace, SS	1979
Doyle Wilson, C	1986

SWC All-Tournament Selections (28)

Player, Pos.	Year(s)
Marc Brumble, OF	1979
Bubba Carpenter, 1B	1990
Don Carter, OF	1981
Randell Carter, 2B	1980
Charlie Corbell, P	1983
Tim Deitz, P	1985
Fred Farwell, P	1985
Jeff Hemm, C	1977
John Hennell, 1B	1979-81
Jeff Houck, OF	1990
Jeff King, 3B	1984, 1985
Ralph Kraus, OF	1986
Mike Loggins, OF	1985
Scott Loseke, OF	1982, 1983
Kevin McReynolds, OF	1980 (MVP)
Dave Patterson, 1B	1985 (MVP)
Kirk Piskor, OF	1990
Johnny Ray, 2B	1979
Ronn Reynolds, C	1979, 1980
Norm Roberts, OF	1983, 1985
Mike Robinson, OF	1982
Kenny Rogers, 3B	1981
Andy Skeels, C	1987
Scott Tabor, P	1979
Reggie Thomas, DH/OF	1980, 1981
Dave Van Horn, 2B	1982
Larry Wallace, SS	1979
Doyle Wilson, C	1985

SEC All-Tournament Selections (31)

Player, Pos.	Year(s)
Jalen Battles, SS	2021 (MVP)
Bo Bigham, 2B	2009
Luke Bonfield, OF/DH	2017
Mark Burnett, 2B	1999
Brent Caldwell, C	1998
Matt Carnes, RHP	1995
Cody Clark, C	2002
Casey Coon, OF	2007
Zack Cox, 3B	2009
Jake Dugger, OF	2004
Scott Epps, C	1992
Matt Goodheart, DH/UT	2019
Danny Hamblin, 1B	2007
Joe Jester, SS	1998, 1999
Kevin Kopps, RHP	2021
Casey Martin, 3B	2018
James McCann, C	2011
Kenderick Moore, 1B/OF	1994, 99
Kacey Murphy, LHP	2017
Rodney Nye, 1B	1998, 1999 (MVP)
Nick Pitts, OF	2003
Kyle Robinson, OF	2011
Nick Schmidt, LHP	2007
David Skeels, C	1995
Chad Spanberger, 1B	2017 (MVP)
Tyler Spoon, OF	2013
Ryne Stanek, RHP	2013
Jess Todd, RHP	2007
Ben Tschepikow, SS	2009
Matt Vinson, OF	2013
Jack Welsh, OF	1998

CWS All-Tournament Selections (12)

Player, Pos.	Year(s)
Marc Brumble, OF	1979
Dominic Fletcher, CF	2018
Jared Gates, 1B	2018
Jeff King, 3B	1985
Heston Kjerstad, LF	2018
Blaine Knight, RHP	2018
Ralph Kraus, OF	1985
Steve Krueger, LHP	1979
Casey Martin, 3B	2018
Kevin McReynolds, OF	1979
Michael Turner, C	2022
Larry Wallace, SS	1979



Outfielder Kevin McReynolds earned the distinction as one of the greatest Razorbacks of all time after his three years in Fayetteville. McReynolds was named an All-American and All-SWC player in 1980 and 1981. He was a member of Arkansas' first College World Series team in 1979 and went on to have a productive MLB career, playing 12 seasons combined between the San Diego Padres, New York Mets and Kansas City Royals.

ANDREW BENINTENDI

2015 GOLDEN SPIKES AWARD WINNER

2015 DICK HOWSER TROPHY WINNER

2015 SEC PLAYER OF THE YEAR

2015 SEC MALE ATHLETE OF THE YEAR


BATTING AVERAGE: .376

ON-BASE PERCENTAGE: .488


SLUGGING PERCENTAGE: .717

HOME RUNS: 20

RUNS BATTED IN: 57



USA
BASEBALL



CHARACTER

The Dick Howser Trophy™

Awarded to America's Outstanding Collegiate Baseball Player
Selected by the National Collegiate Baseball Writers Association
Founded by the St. Petersburg Area Chamber of Commerce® - 1987

KEVIN KOPPS

2021 GOLDEN SPIKES AWARD WINNER

2021 DICK HOWSER TROPHY WINNER

2021 SEC PITCHER OF THE YEAR

2021 NCBWA STOPPER OF THE YEAR

12-1 WITH 11 SAVES IN 89.2 INNINGS

SCHOOL RECORD 0.90 ERA

131 STRIKEOUTS



A || MLB DRAFT (252)

Key: Players selected in the June first-year player draft unless otherwise noted. Following the 1987 season there has only been one draft (June Draft). The first MLB Draft was held in 1965. Prior to 1965, players just signed professional contracts once their collegiate careers were over.

\$ - Selected in January draft

% - Selected in June secondary draft

* - Played or plays in the Major Leagues

^ - Returned to school

First-Round Razorbacks

Year	Player	Team	Rd (Pick)
1981	Kevin McReynolds, OF	Padres	1st (6)
1986	Jeff King, SS/3B	Pirates	1st (1)
1999	David Walling, RHP	Yankees	1st (27)
2007	Nick Schmidt, LHP	Padres	1st (23)
2008	Logan Forsythe, 3B	Padres	1st (46)
2010	Zack Cox, 3B	Cardinals	1st (25)
2013	Ryne Stanek, RHP	Rays	1st (29)
2015	Andrew Benintendi, OF	Red Sox	1st (7)
2020	Heston Kjerstad, OF	Orioles	1st (2)

1965 (1)

Bill Gray, OF	Twins	37th (665)
---------------	-------	------------

1973 (4)

Keith Cochran, 2B	Cardinals	33rd (683)
Thurman Smith, OF	Cardinals	45th (733)
Tommy Neal, OF	Cardinals	47th (737)
Stephen Ballard, 1B	Cardinals	48th (739)

1975 (1)

Richard Miller, P	Astros	15th (350)
-------------------	--------	------------

1976 (1)

Byron Ormsby, SS	Red Sox	16th (382)
------------------	---------	------------

1977 (1)

Tim Lollar, LHP**	Indians	5th (115)
-------------------	---------	-----------

1978 (3)

Tim Lollar, LHP*	Yankees	4th (104)
Arvis Harper, OF	Astros	14th (349)
Bill Bakewell, RHP^	Reds	28th (657)

1979 (2)

Ronn Reynolds, C**	White Sox	5th (109)
Johnny Ray, 2B*	Astros	12th (294)

1980 (5)

Steve Krueger, LHP	Mariners	4th (84)
Ronn Reynolds, C*	Mets	5th (105)
John Hennell, 1B^	Mets	15th (365)
Randall Carter, 2B	Rangers	19th (482)
Todd Zacher, 3B^	Dodgers	28th (684)

1981 (7)

Kevin McReynolds, OF*	Padres	1st (6)
Reggie Thomas, OF	Tigers	8th (197)
Scott Tabor, RHP^	Braves	12th (296)
Don Carter, OF	Expos	12th (302)
John Hennell, 1B	Padres	13th (316)
Todd Zacher, 3B	Giants	23rd (579)
Ed Vidmar, P	White Sox	32nd (770)

1982 (5)

Chris Shaddy, SS	Blue Jays	8th (186)
Dave Van Horn, 2B	Braves	10th (245)
Scott Tabor, RHP	Tigers	11th (282)
Ed Myers, RHP	Athletics	12th (313)
Scott Glanz, P	Angels	13th (321)

1983 (5)

Mike Robinson, OF	Cardinals	5th (130)
Tom Pagnozzi, C*	Cardinals	8th (208)
Scott Loseke, OF	Reds	11th (264)
Charlie Corbell, RHP	Giants	21st (534)
Bobby Joe Edmonds, OF%	Cardinals	3rd (55)

1984 (4)

Brett Harrison, SS	Cardinals	4th (87)
Jim Ward, 2B	Dodgers	5th (129)
Mark Berry, C	Reds	6th (137)
Derrick Richardson, 3B%^	Cubs	2nd (39)

1985 (10)

Mike Loggins, OF	Royals	3rd (71)
Ellis Roby, 2B	Braves	5th (120)
Tim Deitz, RHP	Reds	6th (136)
Mark Jackson, INF/OF	Cardinals	8th (202)
Norm Roberts, OF	Orioles	8th (203)
Fred Farwell, LHP	Dodgers	10th (246)
Gary Murphy, RHP	Astros	14th (352)
Gary Curtis, SS	Reds	20th (500)
Derrick Richardson, INF	Phillies	21st (538)
Howard Hilton, RHP*	Cardinals	22nd (566)

1986 (7)

Jeff King, SS/3B*	Pirates	1st (1)
Kevin Campbell, RHP*	Dodgers	5th (120)
Doyle Wilson, C	Indians	10th (239)
Ralph Kraus, OF	Yankees	10th (262)
Steve Parker, LHP	Cubs	12th (298)
Dave Patterson, 1B	Giants	14th (344)
Bob Chadwick, P%	Brewers	6th (92)

1987 (8)

Andy Skeels, C	Padres	7th (172)
Jim Kremers, 3B/OF**	Reds	8th (206)
Keith Helton, LHP	Mariners	14th (344)
Spencer Wilkinson, RHP	Rangers	14th (362)
Ray Harris, LHP^	Angels	14th (368)
Tim Sherrill, LHP*	Cardinals	18th (461)
Mike Sisco, SS	Mariners	20th (500)
John Cebuhar, LHP^	Reds	22nd (569)

1988 (4)

Jim Kremers, C*	Braves	2nd (33)
John Cebuhar, LHP	Cardinals	14th (366)
Ray Harris, LHP	Athletics	22nd (567)
Troy Eklund, OF^	Indians	35th (891)

1989 (7)

Cole Hyson, RHP	Astros	9th (228)
Mike Oquist, RHP*	Orioles	13th (321)
Troy Eklund, OF	Rangers	25th (637)
Dennis Fletcher, P	Cardinals	28th (716)
Greg D'Alexander, 3B/C^	Orioles	31st (789)
Scott Pose, OF*	Reds	34th (885)
Rod Stillwell, SS	Royals	60th (1,417)

1990 (3)

Tony Gilmore, C	Astros	8th (218)
Phil Stidham, RHP**	Braves	11th (282)
Mark Swope, RHP	Twins	11th (293)

1991 (4)

Doug Bennett, RHP	Dodgers	5th (144)
Phil Stidham, RHP*	Tigers	15th (401)
Mark Johnson, OF	Royals	17th (445)
Brian Dennison, LHP	Brewers	23rd (599)

1992 (1)

Allen Williams, 3B	Red Sox	46th (1,290)
--------------------	---------	--------------

1993 (3)

Tom Czanstowski, RHP	Astros	26th (728)
Ryan Whitaker, RHP	Athletics	27th (769)
Kortney Paul, C^	Cardinals	48th (1,332)

1994 (4)

Bob Hughes, OF	Expos	18th (504)
Doyle Preston, 3B/1B	Reds	35th (968)
Scott Cunningham, RHP	Cardinals	37th (1,034)
Todd Abbott, RHP^	Indians	38th (1,053)

1995 (6)

Jeff Parsons, SS	Mets	5th (133)
Alan Mahaffey, LHP	Twins	16th (436)
Tim Mosley, RHP	Cubs	27th (756)
Ty Bilderback, OF	Angels	31st (844)
Chris Clark, OF^	Tigers	35th (966)
Todd Abbott, RHP	Athletics	44th (1,212)

1996 (4)

Jason Stephens, RHP	Angels	9th (265)
Kit Pellow, OF*	Royals	22nd (649)
Richie Nye, RHP	Twins	23rd (667)
Barry Lunney Jr., LHP^	Twins	45th (1,316)

1997 (6)

Matt Carnes, RHP	Twins	7th (213)
Matt Erickson, 3B*	Marlins	7th (216)
Jeremy Jackson, OF	Rockies	8th (252)
Chris Clark, OF	Marlins	34th (1,026)
Dan Wright, RHP**	Braves	46th (1,359)
Jason McConnell, 2B	Twins	48th (1,384)

1998 (2)

Ryan Lundquist, OF^	Twins	10th (289)
Eric Hinske, 3B*	Cubs	17th (496)



Jeff King was selected with the No. 1 overall pick of the 1986 MLB Draft by the Pittsburgh Pirates, going on to play 11 seasons with the Pirates and Kansas City Royals. He is one of nine Razorbacks to be drafted in the first round.

1999 (7)

David Walling, RHP	Yankees	1st (27)
Dan Wright, RHP*	White Sox	2nd (64)
Rodney Nye, 3B	Mets	7th (226)
Joe Jester, INF	Giants	7th (228)
Ryan Lundquist, OF	Reds	8th (248)
Kevin Vent, RHP	Giants	8th (258)
Mark Burnett, 2B	Reds	20th (608)

2000 (3)

Cliff Lee, LHP*	Expos	4th (104)
Matt Riethmaier, RHP	Phillies	5th (145)
Brad Bohannon, RHP	White Sox	28th (832)

2001 (3)

Wes McCrotty, LHP	Marlins	23rd (692)
Brian Kirby, C	Indians	31st (937)
Charlie Isaacson, RHP^	Cubs	34th (1,008)

2002 (2)

Charlie Isaacson, RHP	Yankees	29th (876)
Gary Hogan, RHP	Rangers	32nd (952)

2003 (4)

Scott Roehl, RHP	Indians	10th (288)
Andrew Wishy, OF	Rangers	12th (346)
Jarrett Gardner, RHP	Red Sox	19th (564)
Ryan Fox, OF	Rockies	21st (617)

2004 (5)

Jay Sawatski, LHP	Twins	8th (241)
Brady Toops, C	Cardinals	10th (300)
Haas Pratt, 1B	Athletics	30th (907)
Clint Brannon, LHP	Rangers	34th (1,011)
Adam Burton, C	Cardinals	38th (1,140)

2005 (3)

Scott Bridges	Giants	8th (278)
Scott Hode, SS	Cubs	24th (730)
Casey Rowlett, OF/INF	Cardinals	32nd (980)

2006 (5)

Danny Hamblin, 1B^	Athletics	9th (278)
Craig Gentry, OF*	Rangers	10th (298)
Blake Parker, C*	Cubs	16th (479)
Devin Collis, LHP	Rockies	26th (768)
Daryl Maday, RHP	Giants	30th (896)

2007 (9)

Nick Schmidt, LHP	Padres	1st (23)
Duke Welker, RHP*	Pirates	2nd (68)
Jess Todd, RHP*	Cardinals	2nd (82)
Danny Hamblin, 1B/3B	Athletics	10th (330)
Chris Rhoads, RHP	Phillies	28th (863)
Brian Walker, C	Angels	29th (898)
Jacob Julius, OF	Orioles	33rd (997)
Jake Dugger, OF	Nationals	49th (1,417)
Matt Willard, SS	Indians	49th (1,423)

2008 (4)

Logan Forsythe, 3B*	Padres	1st (46)
Cliff Springston, LHP	Rangers	11th (333)
Jeff Nutt, C	Yankees	25th (770)
Aaron Murphree, OF	Padres	27th (825)

2009 (6)

Dallas Keuchel, LHP*	Astros	7th (221)
Stephen Richards, LHP	Marlins	8th (248)
Scott Lyons, INF	Royals	15th (452)
Ben Tscheplikow, INF	Royals	17th (512)
Mike Bolsinger, RHP^	Athletics	33rd (993)
Ryan Cisterna, C	Angels	34th (1,041)

2010 (8)

Zack Cox, 3B	Cardinals	1st (25)
Brett Eibner, CF*	Royals	2nd (54)
Drew Smyly, LHP*	Tigers	2nd (68)
Andy Wilkins, 1B*	White Sox	5th (158)
Mike Bolsinger, RHP*	Diamondbacks	15th (451)
Collin Kuhn, LF^	Tigers	15th (463)
Jordan Pratt, RHP	Tigers	16th (493)
Jeremy Heatley, RHP	Marlins	22nd (677)



Heston Kjerstad was selected by the Baltimore Orioles with the No. 2 overall pick of the 2020 MLB Draft, becoming the second-highest draft selection in Razorback history.

2011 (6)

James McCann, C*	Tigers	2nd (76)
Collin Kuhn, OF	White Sox	17th (531)
Trent Daniel, LHP^	Tigers	23rd (707)
Kyle Robinson, OF	White Sox	28th (861)
Jarrod McKinney, OF	Astros	31st (940)
Geoffrey Davenport, LHP	Indians	43rd (1,298)

2012 (8)

Matt Reynolds, INF*	Mets	2nd (71)
Nolan Sanburn, RHP	Athletics	2nd (74)
DJ Baxendale, RHP	Twins	10th (310)
Tim Carver, INF	Phillies	19th (608)
Sam Bates, OF	Royals	28th (893)
Randall Fant, LHP^	Indians	29th (893)
Derrick Bleeker, OF/RHP	Orioles	37th (1,122)
Jacob Morris, OF^	Indians	37th (1,133)

2013 (11)

Ryne Stanek, RHP*	Rays	1st (29)
Colby Suggs, RHP	Marlins	2nd (73)
Barrett Astin, RHP*	Brewers	3rd (90)
Dominic Ficociello, INF	Tigers	12th (366)
Trent Daniel, LHP	Rockies	17th (499)
Brandon Moore, RHP	Brewers	17th (512)
Jacob Morris, OF	White Sox	24th (723)
Tyler Wright, LHP	Mariners	26th (777)
Randall Fant, LHP	Astros	29th (857)
Eric Fisher, INF^	Marlins	30th (892)
Matt Vinson, OF	Diamondbacks	37th (1,110)

2014 (6)

Brian Anderson, INF*	Marlins	3rd (76)
Chris Oliver, RHP	Phillies	4th (112)
Jalen Beeks, LHP*	Red Sox	12th (374)
Michael Gunn, RHP	Red Sox	16th (494)
Eric Fisher, 1B	Marlins	17th (497)
Tyler Spoon, OF^	Athletics	36th (1,092)

2015 (4)

Andrew Benintendi, OF*	Red Sox	1st (7)
Trey Killian, RHP	Rockies	9th (257)
Bobby Wernes, INF	Astros	30th (889)
Tyler Spoon, OF	Red Sox	35th (1,041)

2016 (6)

Zach Jackson, RHP*	Blue Jays	3rd (102)
Clark Eagan, OF	Pirates	9th (285)
Dominic Taccolini, RHP^	Blue Jays	16th (492)
Michael Bernal, SS	Giants	29th (876)
Doug Willey, RHP	Angels	32nd (966)
James Teague, RHP	Orioles	37th (1,111)

2017 (6)

Trevor Stephan, RHP*	Yankees	3rd (92)
Chad Spanberger, INF	Rockies	6th (176)
Cannon Chadwick, RHP	Mets	9th (277)
Dominic Taccolini, RHP	Padres	10th (288)
Blaine Knight, RHP^	Rangers	29th (884)
Josh Alberius, RHP	Marlins	36th (1,079)

2018 (11)

Blaine Knight, RHP	Orioles	3rd (87)
Eric Cole, OF	Royals	4th (122)
Grant Koch, C	Pirates	5th (144)
Jax Biggers, INF	Rangers	8th (239)
Carson Shaddy, INF	Nationals	10th (311)
Kacey Murphy, LHP	Tigers	11th (315)
Evan Lee, LHP*	Nationals	15th (461)
Barrett Loseke, RHP	Yankees	17th (517)
Jake Reindl, RHP	Cubs	17th (518)
Isaiah Campbell, RHP^	Angels	24th (721)
Zack Plunkett, C^	Diamondbacks	37th (1,119)

2019 (7)

Dominic Fletcher, OF	Diamondbacks	CBB (75)
Isaiah Campbell, RHP	Mariners	CBB (76)
Matt Cronin, RHP	Nationals	4th (123)
Jack Kenley, INF	Tigers	8th (232)
Jacob Kostyshock, RHP	Rockies	8th (249)
Cody Scroggins, RHP	Red Sox	9th (287)
Zack Plunkett, RHP	Dodgers	20th (611)

2020 (2)

Heston Kjerstad, OF	Orioles	1st (2)
Casey Martin, INF	Phillies	3rd (87)

2021 (9)

Kevin Kopps, RHP	Padres	3rd (99)
Christian Franklin, OF	Cubs	4th (123)
Ryan Costeiu, RHP	Angels	7th (201)
Casey Opitz, C	Cubs	8th (244)
Patrick Wicklander, LHP	Rays	8th (251)
Lael Lockhart, LHP	Dodgers	9th (282)
Caden Monke, LHP	Royals	14th (409)
Elijah Trest, RHP^	Rockies	19th (560)
Charlie Welch, C	Mariners	19th (564)

2022 (9)

Cayden Wallace, INF	Royals	2nd (49)
Peyton Palette, RHP	White Sox	2nd (62)
Robert Moore	Brewers	CB-B (72)
Jalen Battles, INF	Rays	5th (164)
Evan Taylor, LHP	Marlins	9th (262)
Connor Noland, RHP	Cubs	9th (263)
Michael Turner, C	White Sox	9th (281)
Zebulon Vermillion, RHP	Mets	10th (299)
Mark Adamiak, RHP	Athletics	15th (454)

62

Former Arkansas players have made an appearance in Major League Baseball, starting with Chuck Tompkins in 1912.

#PROHOGS AT THE PLATE

Name	Yrs	From	To	ASG	G	PA	AB	R	H	2B	3B	HR	RBI	SB	CS	BB	SO	BA	OBP	SLG	OPS	Yrs at Ark
Brian Anderson	6	2017	2022	0	531	2161	1904	249	487	106	8	57	233	13	5	201	503	.256	.341	.410	.750	2012-14
Andrew Benintendi	7	2016	2022	1	745	3163	2791	396	778	169	18	73	384	69	25	309	574	.279	.351	.431	.782	2014-15
Bud Bloomfield	2	1963	1964	0	8	7	7	1	1	0	0	0	0	0	0	0	0	.143	.143	.143	.286	1955-56
Bubba Carpenter	1	2000	2000	0	15	31	27	4	6	0	0	3	5	0	0	4	13	.222	.323	.556	.878	1988-91
Cody Clark	1	2013	2013	0	16	40	38	1	4	1	0	0	0	0	0	1	15	.105	.128	.132	.260	2001-02
Chuck Corgan	2	1925	1927	0	33	113	104	7	23	2	1	0	1	0	0	7	13	.221	.270	.260	.530	1922-25
Al Cypert (Boyd)	1	1914	1914	0	1	1	1	0	0	0	0	0	0	0	0	0	1	.000	.000	.000	.000	1912
Brett Eibner	2	2016	2017	0	87	244	220	24	42	10	1	8	28	0	2	21	67	.191	.263	.355	.618	2008-10
Babe Ellison	5	1916	1920	0	135	395	348	32	75	13	4	1	39	9	1	30	55	.216	.282	.284	.566	1914-16
Matt Erickson	1	2004	2004	0	4	6	6	0	1	0	0	0	0	0	0	0	1	.167	.167	.167	.333	1995-97
Logan Forsythe	10	2011	2020	0	970	3540	3120	389	762	150	13	71	307	42	16	343	757	.244	.326	.369	.695	2006-08
Craig Gentry	10	2009	2018	0	601	1402	1242	180	325	47	14	7	104	94	20	102	250	.262	.339	.339	.672	2005-06
Eric Hinske	12	2002	2013	0	1387	4310	3797	549	947	240	18	137	522	61	21	452	949	.249	.332	.430	.762	1996-98
Randy Jackson	10	1950	1959	2	955	3549	3203	412	835	115	44	103	415	36	16	281	382	.261	.320	.421	.741	1944
Skeeter Kell	1	1952	1952	0	75	236	213	24	47	8	3	0	17	5	1	14	18	.221	.275	.286	.561	1948-51
Jeff King	11	1989	1999	0	1201	4812	4262	600	1091	222	18	154	709	75	32	442	584	.256	.324	.425	.749	1984-86
Jimmy Kremers	1	1990	1990	0	29	79	73	7	8	1	1	1	2	0	0	6	27	.110	.177	.192	.369	1985-88
James McCann	8	2014	2021	1	722	2657	2447	246	603	99	10	75	298	8	9	161	688	.246	.299	.387	.686	2009-11
Kevin McReynolds	12	1983	1994	0	1502	6039	5423	727	1439	284	35	211	807	93	32	522	707	.265	.328	.447	.775	1979-81
Tom Pagnozzi	12	1987	1998	1	927	3142	2896	247	733	153	11	44	320	18	21	189	450	.253	.299	.359	.658	1983
Kit Pellow	3	2002	2004	0	99	227	202	27	52	9	2	4	19	2	1	17	68	.257	.335	.381	.716	1995-96
Scott Pose	4	1993	2000	0	202	353	313	52	75	7	1	0	21	9	6	38	50	.240	.321	.268	.589	1987-89
Johnny Ray	10	1981	1990	1	1353	5664	5188	604	1502	294	36	53	594	80	49	353	329	.290	.333	.391	.724	1978-79
Matt Reynolds	5	2016	2022	0	223	523	470	56	108	19	3	7	42	5	2	45	160	.230	.302	.328	.630	2010-12
Ronn Reynolds	6	1982	1990	0	143	381	356	22	67	12	0	4	21	0	1	18	96	.188	.228	.256	.483	1979-80
John Vann	1	1913	1913	0	1	1	1	0	0	0	0	0	0	0	0	0	1	.000	.000	.000	.000	1910
Andy Wilkins	2	2014	2016	0	43	72	67	5	9	3	0	1	5	1	0	5	32	.134	.194	.224	.418	2008-10
Roy Wood	3	1913	1915	0	119	362	333	33	77	12	4	1	20	7	11	16	47	.231	.285	.300	.585	1912-13

#PROHOGS ON THE MOUND

Name	Yrs	From	To	ASG	W	L	W-L%	ERA	G	GS	GF	CG	SHO	SV	IP	H	R	ER	HR	BB	IBB	SO	HBP	BK	WP	BF	Yrs at Ark
Darrel Akerfelds	5	1986	1991	0	9	10	.474	5.08	125	13	33	1	0	3	233.2	216	146	132	36	127	16	129	13	1	21	1047	1981-82
Barrett Astin	1	2017	2017	0	0	0	--	6.75	6	0	1	0	0	0	8.0	9	6	6	2	7	0	2	2	0	0	41	2011-13
Jalen Beeks	4	2018	2022	0	14	8	.636	4.09	101	11	16	0	0	4	235.1	237	118	107	26	90	1	227	14	0	8	1018	2013-14
Sid Benton	1	1922	1922	0	0	0	--	--	1	0	0	0	0	0	0.0	0	0	0	0	2	--	0	0	0	0	2	1912
Mike Bolsinger	4	2014	2017	0	8	19	.296	4.92	48	41	2	0	0	0	230.2	251	138	126	34	98	5	210	6	2	9	1022	2008-10
Kevin Campbell	5	1991	1995	0	4	3	.571	4.55	77	5	18	0	0	1	138.1	127	72	70	11	80	4	83	3	0	5	604	1984-86
Brett Eibner	1	2020	2020	0	0	0	--	13.50	3	0	2	0	0	0	3.1	7	7	5	2	4	1	4	0	0	1	21	2008-10
Gerald Hannahs	4	1976	1979	0	3	7	.300	5.07	16	12	2	0	0	1	71.0	76	51	40	11	42	1	42	0	0	7	326	1971-74
Howard Hilton	1	1990	1990	0	0	0	--	0.00	2	0	1	0	0	0	3.0	2	0	0	0	3	0	2	0	0	0	14	1984-85
Dick Hughes	3	1966	1968	0	20	9	.690	2.79	68	34	17	13	4	8	307.0	221	101	95	29	76	12	230	7	2	8	1205	1957-58
Zach Jackson	1	2022	2022	0	2	3	.400	3.00	54	0	10	0	0	3	48.0	28	18	16	1	33	3	67	2	0	9	202	2014-16
Lefty Jamerson	1	1924	1924	0	0	0	--	18.00	1	0	1	0	0	0	1.0	1	2	2	0	3	--	0	0	0	0	7	1919-21
Dallas Keuchel	11	2012	2022	2	101	91	.526	3.98	268	257	2	12	4	0	1588.0	1594	760	702	169	489	11	1218	37	0	58	6704	2007-09
Les Lancaster	7	1987	1993	0	41	28	.594	4.05	323	39	110	3	1	22	703.2	715	345	317	60	261	45	408	11	14	28	3032	1982-84
Cliff Lee	13	2002	2014	4	143	91	.611	3.52	328	324	1	29	12	0	2156.2	2116	923	843	223	464	12	1824	50	2	41	8917	2000
Evan Lee	1	2022	2022	0	0	1	.000	4.15	4	1	1	0	0	0	8.2	9	5	4	1	7	0	7	1	0	2	43	2017-18
Dixie Leverett	5	1922	1929	0	29	34	.460	4.51	122	77	30	33	4	7	637.0	725	374	319	25	221		193	17	5	11	2838	1914
Tim Lollar	7	1980	1986	0	47	52	.475	4.27	199	131	20	9	4	4	906.0	841	459	430	93	480	21	600	17	12	47	3941	1977-78
Mike Oquist	7	1993	1999	0	25	31	.446	5.46	133	79	13	1	0	0	555.0	623	348	337	73	243	19	351	21	0	14	2492	1987-89
Blake Parker	9	2012	2021	0	16	11	.593	3.47	350	3	129	0	0	34	345.1	301	144	133	50	113	6	383	13	0	20	1436	2004-06
Robert Person	9	1995	2003	0	51	42	.548	4.64	206	135	26	4	2	9	897.1	813	496	463	129	438	12	773	35	3	39	3896	1988
Pat Rice	1	1991	1991	0	1	1	.500	3.00	7	2	0	0	0	0	21.0	18	10	7	3	10	1	12	1	0	0	91	1984-86
Tim Sherrill	2	1990	1991	0	0	0	--	7.71	18	0	5	0	0	0	18.2	30	18	16	2	6	1	7	2	0	2	92	1986-87
Drew Smyly	9	2012	2022	0	53	47	.530	4.10	239	156	12	1	1	3	943.2	903	462	430	154	292	9	922	16	1	44	3968	2009-10
Ryne Stanek	6	2017	2022	0	7	13	.350	3.34	283	56	52	0	0	4	296.1	225	123	110	38	154	11	355	6	0	24	1247	2011-13
Trevor Stephan	2	2021	2022	0	9	6	.600	3.54	109	0	21	0	0	4	127.0	115	56	50	18	49	3	157	7	0	3	549	2017
Phil Stidham	1	1994	1994	0	0	0	--	24.92	5	0	0	0	0	0	4.1	12	12	12	3	4	1	4	0	0	0	26	1989-91
Jess Todd	2	2009	2010	0	0	1	.000	7.62	25	0	8	0	0	0	28.1	43	24	24	4	12	1	29	0	0	2	139	2007
Chuck Tompkins	1	1912	1912	0	0	0	--	0.00	1	0	1	0	0	0	3.0	5	1	0	0	0	--	1	0	0	0	14	1909-11
Matt Wagner	1	1996	1996	0	3	5	.375	6.86	15	14	0	1	0	0	80.0	91	62	61	15	38	2	41	3	0	0	364	1991-92
Jim E. Walkup	6	1934	1939	0	16	38	.296	6.74	116	53	34	11	1	1	462.1	614	381	346	49	260	--	134	5	1	20	2195	1928-29
Jim H. Walkup	1	1927	1927	0	0	0	--	5.40	2	0	2	0	0	0	1.2	3	1	1	0	0		0	0	0	0	8	1915-16
Duke Welker	1	2013	2013	0	0	0	--	0.00	2	0	1	0	0	0	1.1	0	0	0	0	0	0	1	0	0	0	4	2007
Jack Whillcock	1	1971	1971	0	0	2	.000	5.63	7	0	2	0	0	1	8.0	10	5	5	0	2	0	6	0	0	0	35	1962-64
Dan Wright	4	2001	2004	0	20	26	.435	5.65	70	64	2	1	1	1	366.2	393	249	230	65	167	5	225	13	2	21	1638	1997-99



Zack Cox earned All-America nods during both of his seasons (2009, 2010) with the Razorbacks.

A

Abbott, Todd	1994, '95
Abbott, Williams Lewis	1970
Abramczyk, John Paul	1959, '60, '61
Achenback, C.H.	1913
Adamiak, Mark	2020, '22
Adams, Blake	2020, '21
Adams, Harold Eugene	1948, '49
Aikman, Bruce Lynn	1951
Akerfelds, Darrel	1981, '82
Alberius, Josh	2014, '15, '16, '17
Alexander, George Baker	1958
Alexander, John	1949
Alexander, Otto	1908
Alexander, Tim	1978
Allen, Joe	1911
Anderson, Brian	2012, '13, '14
Anderson, Pat	1977, '78
Andree, James M.	1972, '73, '74
Arledge, Jake	2016, '17
Arnold, Charles	1965
Arnold, Clint	2005, '06
Asbill, Teddy	1976, '77
Ash, Jeff	1979, '80
Astin, Barrett	2011, '12, '13
Atha, Larry D.	1979, '80, '81
Atkins, Donald	1979, '80, '81
Atkins, Howard Cullin Jr.	1966
Atkins, Kyle	2010, '11
Austell, Tom	1903
Austin, Cole	2020
Ayers, James	1926

B

Baber, Oscar	1910, '11, '12
Backham, David C.	1972, '73
Bailey, Kenneth	1966
Baker, J.P.	1929
Baker, Terry Lee	1967, '68
Bakewell, Bill	1977, '78, '79
Ballard, Keach	1982
Ballard, Stephen D.	1972, '73
Balay, John	1949, '50, '51
Bane, James Harrison	1963, '64
Barksdale, Ronald Douglas	1964, '65
Barr, Brandon	2007
Barton, Larry	1982, '83
Bates, Ethan	2021
Bates, Sam	2011, '12
Battles, Jalen	2021, '22
Baxendale, Blake	2014
Baxendale, DJ	2010, '11, '12
Beckemeyer, Lyle	1992, '93
Beeks, Jalen	2013, '14
Benard, Joe	1905, '06
Benberg, John	1982
Benintendi, Andrew	2014, '15
Bennett, Dick	1925
Bennett, Doug	1989, '90, '91
Bennett, George	1927
Bennett, J.G.	1921, '22
Benninghoff, Jack	2016
Benton, Sid	1912
Bernal, Michael	2014, '15, '16
Berry, Layne	2001, '02
Berry, Mark	1983, '84
Bertotti, Mike	1984
Biggers, Jax	2017, '18
Bigham, Bo	2009, '10, '11, '12
Bigham, Bryan	2009
Bilderback, Ty	1992, '93, '94, '95
Birch, Brent	1990, '91, '92, '93
Birel, William George	1967, '68
Bishop, William E.	1969, '70

Black, Dave	1903
Black, H.	1912
Black, John	1919, '20, '21
Abramczyk, John Paul	1959, '60, '61
Blackburn, W.D.	1929
Blackwood, Jerry Don	1968, '69, '70
Blagg, Billy Justin	1950, '52, '53
Blair	1906
Bleeker, Derrick	2010, '12
Block, Dave	1903, '05
Bloomfield, Bud	1955, '56
Blum, Greg	1999, 2000
Bobb, Randy	1987, '88
Boever, David	1988
Bogan, Charles	1954, '55
Bohannon, Brad	1999, 2000
Bohart, G.T.	1905, '06

Bohrofen, Jace

Bohrofen, Jace	2022
Bolden, Caleb	2018, '20, '21
Bollman, Brett	2005
Bolsinger, Mike	2008, '09, '10
Bond, Brock	2005
Bone, George Thomas	1955, '56
Bone, Jim	1961, '62, '63
Bonfield, Luke	2015, '16, '17, '18
Bonnin, Bryce	2018
Booker, P.	1903
Bosco, Jimmy	2012
Boyce, Charley	2003, '04, '05, '06
Bowden, William P.	1952, '53, '54
Bowen, Luther	1994, '96
Bracken, Issac	2022
Bradbury, Ralph	1974, '75, '76, '77
Bradford, Hollis	1922
Bradford, James	1976, '77
Bradley, Eugene Alford	1953
Bradley, Keith	1995, '96
Brail, Rick	1991
Brannon, Clint	2000, '03, '04
Brazil, Ernest	1919
Breeden, Bill	1969, '70, '71
Brenton, Gene Thomas	1963, '64, '65
Brewer, Dale	1928, '29
Brewer, Timothy	1973, '74
Bridges, Scott	2002, '03, '04, '05
Briggs, Oscar	1899, 1902
Brocaill, Scott	1991, '92, '93, '94
Broadway, Barry	1980
Brown, Charles Arthur	1952
Brown, Dale	1977
Brown, Dan	1990, '91
Brown, John	1924, '25
Brown, Silas Christian	1949, '50, '51
Broyles, Franco	2011
Brumble, Marc	1976, '77, '78
Bryan, Chris	1988, '89
Bryan, Lemuel	1902, '03
Buchanan, F.E.	1908
Buckley, S.S.	1913
Buckley, Virgil	1912
Bulgarelli, Mark	1976, '77, '78, '79
Bull, Scott	1972, '76
Bumpers, Mike	1992
Burch, Matt	2017
Burgess, John	1986
Burnett, Mark	1998, '99
Burton, Jacob	2019, '20
Burton, P.O.	1898

C

Caldwell, Brent	1997, '98
Caldwell, Robert	1947
Calhoon, Jim	1987, '88, '89
Callaway, Jerry	1978

Campbell, Dan	1987
Campbell, Isaiah	2016, '18, '19
Campbell, Kevin	1984, '85, '86
Campbell, Mike	1968
Caple, Donald Lee	1963, '64, '65
Carlton, Jerry	1960, '61, '62
Carnes, Matt	1995, '96, '97
Carpenter, Bubba	1988, '89, '90, '91
Carpenter, Jay	1988, '89, '90
Carpenter, Lewis	1951, '52, '53
Carpenter, Preston	1954, '55, '56
Carr, J.F.	1898
Carson, Randall	1976, '77
Carter, Don	1981
Carter, Harry	1947
Carter, Marl D.	1962, '63
Carter, Randall	1979, '80
Carver, Tim	2009, '10, '11, '12
Catron, Austin	2016
Cebuhar, John	1987, '88
Cecil	1905
Center, Jerry	1976
Chadwick, Bob	1986
Chadwick, Cannon	2015, '16, '17
Charlton, Aaron	1993
Childress, Robert M.	1956, '57
Chipman, Marvin	1926, '27
Christian, Carroll	1923, '24
Christian, O.	1898
Cisterna, Ryan	2008, '09
Clancy, Tim	1978, '79, '80
Clark, Cody	2001, '02
Clark, Chris	1993, '94, '95, '97
Clark, Dera	1984
Clark, Kyle	1997, '98
Clark, M.D.	1898
Clayton, Walker B.	1923
Clements, Charles M.	1972
Clements, Steve	1984, '85
Clinkenbeard, Bob	1981
Cloninger, Chris	1996
Cobb, David	1994
Cochran, Keith	1971, '72, '73
Cole, Eric	2016, '17, '18
Cole, George Sr.	1926, '27, '28
Cole, John Conway Jr.	1951
Cole, Kenneth	1908
Coleman, Walter C.	1972, '73, '74
Collis, Devin	2005, '06
Conner, Michael	2001, '02
Conway, George	1902
Cook, Brian	1990, '91, '92, '93
Cook, Damon Lee	1966

Cook, Joe	1908, '09
Coon, Casey	2007, '08
Coppock, Mark	1990, '91
Corbell, Charlie	1982, '83
Corgan, Chuck	1922, '23, '24, '25
Costeiu, Ryan	2021
Costello, Conor	2012
Cotton, Delano Talbert	1962, '63
Cox, Evan	2007, '08
Cox, Harold Earl	1948, '49
Cox, Zack	2009, '10
Coyle, Norman	1910, '11
Craig, Charles	1924
Crawford, C.	1929
Crawford, Rick	1982
Creekmore, Stephen W.	1910, '11
Cronin, Matt	2017, '18, '19
Crossett, Scott	1998, '99, 2000, '01
Crouse, Cliff	2000, '01, '02
Croxsdale, E.W.	1913
Cunard, Craig	1981
Cunningham, Scott	1993, '94
Curtis, Gary	1983
Cusack, Thomas	1953, '54, '55
Cypert, Boyd	1912
Czanskowski, Tom	1992, '93

D

D'Alexander, Greg	1987, '88, '89, '90
D'Amico, Joe	1992, '93
Dahl, Anthony	2016
Dailey, Randy	1971, '72
Daly, Cory	1995
Daniel, Trent	2011, '12, '13
Darr, Andrew	2008, '09
Davenport, Geoffrey	2009, '10, '11
Davis, Joe	1991
Davis, Matt	1998
Davis, Menar	1912
Davis, Mike	1910, '11, '12
Dawson, Bill	1988
Day, Chris	1978
Day, Devin	2004
DeBriyn, Marty	1997
Deason, Jesse Wayne	1956
Deere, Jason	2004
Dees, Billy	1981, '82
Deitz, Tim	1983, '84, '85
Dellasega, Joe	1980
Dennison, Brian	1991
Denton, Marshall	2017, '19, '20
Dickinson, Wallace	1924, '25
Diggs, Kendall	2022



|| ALL-TIME LETTERMEN



All-SEC shortstop Scott Hode played four years at Arkansas and was a career .282 hitter across 210 games.

DiLeo, Joe	1985, '86
Dipper, Wayne	1968
Dodd, Rob	1990
Donathan, Jeff	1926, '27, '28
Dorothy, William N.	1969, '70
Dougherty, Harry K.	1947, '48
Douglas, Hall	1928, '29
Dowell, O.	1903
Downey, Charles	1990
DuBose, Dave	1976, '77
Dudley, Kirk	1981, '82
Dugger, Jake	2004, '05, '06, '07
Duka, Michael	1953
Dunlap, Tyrie	1974

E	
Eagan, Clark	2014, '15, '16
Eason, Alcuin	1903
East, Jack	1920, '21
Edmonds, Bobby Joe	1986
Edwards, Bobby	1987, '88
Edwards, Delmar Butch	1965, '66, '67
Eibner, Brett	2008, '09, '10
Eklund, Troy	1986, '87, '88, '89
Elliot, Lynn Blaine	1961, '62, '63
Ellis, Scott	1996, '97, '98
Ellison, Babe	1914, '15, '16
Epps, Scott	1989, '90, '91, '92
Erickson, Matt	1995, '96, '97
Erwin, Richard	1976, '77, '78, '79
Erwin, Wally	1979
Etheridge, Haden	1988, '89, '90, '91
Ewing, James	2006
Ezell, Trevor	2019

F	
Faherty, Jake	2022
Falwell, Chris	2014
Fanning, Chris	1991
Fant, Randall	2010, '11, '12, '13
Farris, Jordan	2013
Farwell, Fred	1985
Faust, Fred	1983
Feeny, Chris	1995
Ferguson, Rick	1981, '82
Fernell, David	1984
Ficociello, Dominic	2011, '12, '13
Fields, James E.	1970
Fincher, L.J.	1921
Fischel, Frank James	1949, '50, '51, '52
Fishback, Herbert	1897
Fisher, Eric	2011, '13, '14
Fisher, Joe	1994

Fisk, Gregory Michael	1967
Fleming, P.A.	1898
Fletcher, Dennis	1986, '87, '88, '89
Fletcher, Dominic	2017, '18, '19
Fletcher, Jeff	1999, 2000, '01, '02
Flowers, Jeromy	1998
Forrest, T.J.	2009, '10
Forsythe, Logan	2006, '07, '08
Foster, Herbert R.	1957
Foster, Pat Duane	1959, '60, '61
Foster, Rodney	1992
Foster, Virgil Lynn	1966
Foundren, Price	1927, '28, '29
Fox, Ryan	2001, '02, '03
Franklin, Christian	2019, '20, '21
Franks, Lance	1996, '97
Freeman, Wallace Britton	1964, '65
Fry, Jeff	1993
Fulmer, Doyle	1928
Fuqua, Jason	2010


G	
Gaffney, W.C.	1919, '20, '21
Garcia, Rudy	1982, '83, '84
Gardner, Jarrett	2002, '03
Garrett, John Doyle Jr.	1956
Garrison, Johnny	1950
Gassaway, Cullen	2015, '16
Gates, Jared	2017, '18
Galting, Tom	1908
Geis, Clarence	1928
Gentry, Aaron	1994
Gentry, Craig	2005, '06
Geren, J.M.	1913
Gessner, Tom	1998
Gilbert, James	2004, '05, '06, '07
Giles, Danny	1997, '98
Gilleland, Greg	1998, '99
Gilmore, Kale	1991, '92
Gilmore, Tony	1989, '90
Glanz, Scott	1980, '81, '82
Glaze, Thomas Arthur	1958, '59
Glynn, Josh	2002
Gonring, Doug	1981
Goodheart, Matt	2019, '20, '21
Goodner, Boyd	2003, '04
Goodwin, Clay	2002, '03, '04, '05
Gorman, Henry F.	1981
Gosser, Alex	2014, '15, '16, '17
Grant, Dale	1986
Graves, Aaron	2001, '02
Gray, Evan	2021, '22
Gray, William Lewis	1963, '64, '65

Green, Doyle	1974, '76
Gregory, Zack	2020, '21, '22
Griffin, Nick	2022
Grubb, Bill	1979
Gunn, Michael	2012, '13, '14

H	
Haaser, Steven L.	1972, '73
Hadley, Ray C.	1925, '27, '28
Hagedorn, Brad	1997, '98, '99, '00
Hagedorn, Brett	2001, '02, '03, '04
Haizlip, Ralph	1926, '27, '28
Hall, Caton	2003, '04
Hall, H.C.	1959, '60
Hall, Zack	2010, '11
Hamblin, Danny	2004, '05, '06, '07
Hamilton, Jim	1994
Hancock, Doy	1924, '25
Hannahs, Gerald	1971, '72, '73, '74
Hargroves, Willie	1977, '78
Harper, Arvis	1976, '77, '78
Harper, Bland Robert	1965
Harris, Gary	1990
Harris, Kyle	1992, '93, '94
Harris, Ray	1985, '86, '87, '88
Harris, Trey	2019
Harris, Ty	2016
Harrison, Brett	1983, '84
Hart, Hunter	2016
Hartman, Jim	1985
Harvill, Jeff	2011
Hatfield, Kenneth Wahl	1963, '64, '65
Hauskey, Thomas	2007, '08, '09, '10
Haynie, Arnold Augustus	1962, '63, '64
Haynie, Bracey	1922, '23
Hays, Ben	2011
Heather, Scott	1997, '98
Heatley, Jeremy	2009, '10
Heiss, Brenden	2017
Hellbusch, Isaac	2013
Helton, Keith	1984, '85, '86, '87
Hemm, Jeff	1975, '76, '77, '78
Hemm, Warren	1975, '76
Henderson, DeMatt	1899, 1900, '01
Hendricks, Charles Lowber	1947, '48
Hendey, Waldersee	1921
Hennell, John	1978, '79, '80, '81
Hennesey	1911
Henson, James W.	1972
Henry, Liam	2019
Henry, Thomas Walter	1967
Hernandez, Darin	1986
Hester, Bart	1998, '99, 2000

Hicks, Quazar	1994
Highfill, H.H.	1912
Hill, Thomas Jasper Jr.	1964
Hill, Travis	2007, '08
Hilton, Howard	1984, '85
Hindman, Randy	1982
Hinds, Hubert	1919, '20
Hines, Glen Ray	1989
Hinske, Eric	1996, '97, '98
Hinton, Percy	1911, '12, '13
Hobson, Edward Louis	1957, '58, '59
Hobson, Todd	1989, '90
Hode, Scott	2002, '03, '04, '05
Hoefler, Jeff	2000, '01
Hogan, Gary Jr.	2000, '01, '02
Hogan, Max	2015
Hollensworth, Chris	2005, '06
Holloway, Max Marvin	1958, '59, '60
Holloway, Trey	2004, '05, '06
Holt, Henry Cecil	1912
Hom	1906, '09
Hon, Jackson	1925
Hopkins, Thomas Hugh	1966, '67, '68
Horn, Jack	1908
Horne, David Buford	1959, '61
Horton, Donald Clyn	1956, '57, '58
Horton, Ralph H.	unknown
Hotchkiss, Henry	1910
Houck, Jeff	1990, '91, '92, '93
House, Herbert Claude	1967, '68
House, Jacob	2008, '09
Howard, Fred	1970
Hreha, Dan	1989, '90, '92
Hrozek, Wayne	2006, '07
Huchingson, Stuart	1979, '80, '81
Huddleston, Jeff	1978, '79, '80
Hughes, Bob	1993, '94
Hughes, Howard (Dick)	1957, '58
Hunt, Claude Ruse	1957
Huntze, Rick	1983, '84, '85
Hum, David	2006
Hurley, Scott	1998, '99
Hyatt, Robert F	1905, '06, '08
Hyson, Cole	1989

I	
Isaacson, Charlie	1999, 2000, '01, '02
J	
Jackson, Jeremy	1997
Jackson, Mark	1983, '84, '85
Jackson, Randy	1944
Jackson, Zach	2014, '15, '16



Logan Forsythe played three years at Arkansas before he was drafted by the San Diego Padres in 2008.



Dallas Keuchel, who earned SEC All-Freshman honors in 2007, won the AL Cy Young Award in 2015.

Jacobs, Robert	1924, '26
Jamerson, Charles (Lefty)	1919, '20, '21
Jamerson, D.C.	1922
Jameson, Jasen	1994
Jay, Jim Wilbur	1963, '64
Jenkins, John	1973
Jennings, Archie Winthrop	1966
Jester, Joe	1997, '98, '99
Johnson, Charles	1965
Johnson, Danny	1980
Johnson, Mark	1990, '91
Jones, Ben	1943, '44
Jones, Donald Gilbert	1956, '57
Jones, Gary	1982
Jones, Mark A.	1969, '70
Jones, Randall E.	1972, '73, '74
Jones, Sean	2007, '08
Joiner	1902
Julius, Jacob	2007

K

Kauffman, Rob	1977, '78, '79, '80
Kearns, Walter Lewis	1951, '52, '53
Kee, Kevin	1985, '86
Keeter, Daniel R.	1970
Keith, Charles	1908
Kell, Skeeter	1948, '49, '50, '51
Kelly, E.L.	1897
Kemp, Jarrell R.	1921
Kenley, Jack	2017, '18, '19
Kent, Elmore	1922, '23
Kerns, Keith	1985
Kerr, John Herman	1958, '59, '60
Keuchel, Dallas	2007, '08, '09
Kilgallen, Richard	1947, '48, '49
Killian, Trey	2013, '14, '15
Kindle, Judd	2003
King, Bryan	2000
King, C.H.	1922
King, Cyrus	1923, '24, '25
King, Dave	1979
King, Jeff	1984, '85, '86
Kirby, Brian	1998, '99, 2000, '01
Kirk, Scott	1978
Kirkland, Mike	1973, '74
Kizer, Roland	1919, '20
Kjerstad, Heston	2018, '19, '20
Klein, Mike	1994
Kline, Richard	1964, '65
Knight, Blaine	2016, '17, '18
Koch, Grant	2016, '17, '18
Kopps, Kevin	2017, '19, '20, '21
Korbal, Kendall	2008
Kostyshock, Jacob	2017, '18, '19
Kowalchuk, Christian	2009, '10
Kraus, Ralph	1983, '84, '85, '86
Kreder, Monk	2010
Kregal, Horace	1927
Kremers, Jim	1985, '86, '87, '88
Kretschmar, James Joseph	1955, '56
Kreymborg, Mike	1979
Krueger, Steve	1979, '80
Kuhn, Collin	2009, '10, '11

L

Lacey, Shaun	1977, '78
Lahay, Bruce	1978
Laird, Tony	1983, '84
Lamberth, John	1973
Lambeth, Dan	1982, '84
Lancaster, Les	1982, '83, '84
Land, Lee	2005
Lanzilli, Chris	2022
Leach, Aaron	1998

Leach, Dylan	2021, '22
Leavitt, Chase	2008, '09
Ledbetter, Austin	2022
Lee, Cliff	2000
Lee, Evan	2017, '18
Lenox, Greg	1971
Lennerton, Ryan	2004
Leraris, Justin	2001, '02
Leuppe, Ed	1981, '82, '83
Leverette, Dixie	1914
Leverette, Edward Vaulx	1898, 1905
Ley, Stan	1971, '72
Lidell, Finessee	1909, '10
Liles, Greyson	1989, '90, '91
Limbocker, Scott	2007, '09
Lindsey, James Edgar	1964, '65
Linebarier, Bobby Joe	1951
Lipsmeyer, David	1978
Little, Blake	1990, '91
Lockhart, Lael	2021
Loggins, Mike	1983, '84, '85
Lollar, Tim	1977, '78
Long, Francis Jones	1952, '53, '54
Long, Gordon	1947, '48, '49
Longonitti, Henry P.	1947
Longoria, Keith	1981, '82
Loseke, Barrett	2016, '17, '18
Loseke, Scott	1982, '83
Lowery, Jackson	2014, '15
Lubker, Herman	1947
Lundquist, Dennis	1974, '75
Lundquist, Ryan	1996, '97, '98, '99
Lundquist, Tim	1976, '77
Lunney, Barry Jr.	1993, '94, '95, '97
Lusker, Chris	1985
Lutes, Charles, Russell	1953
Lyles, Robert Earl	1956
Lyles, Tigger	2001
Lynch, Cade	2011, '12, '13
Lyons, Earl	1926
Lyons, Scott	2008, '09
Lyons, W.A.	1922, '23

M

Maday, Daryl	2004, '05, '06
Magness, James Edward	1963, '64
Magre, Matthew	2021
Mahaffey, Alan	1995
Mahan, Jacob	2012, '13
Mahler, James	2008
Manatt, Jared	1999, 2000
Marshall, David	1969, '70, '71
Marquardt, John Henry	2005, '06
Martin, Casey	2018, '19, '20
Martin, E.G.	1898
Martin, Mike	1978, '79
Masanda, Daren	1994, '95, '96
Mason, Donald	1965, '66
Masters, David	2012
Matheson, Derek	1996, '97, '98, '99
Matthews, Bryce	2020
Matthews, Walter Ray	1954, '55, '56
McAfee, Brett	2013, '14, '15
McAllister, Leslie Edward	1967, '69
McAlvain, Jarred	1996
McCann, James	2009, '10, '11
McCaughy, Floyd	1960, '61
McClain, Mark	1976, '77
McClure, Dave	1980, '81
McConnell, Jason	1995, '96, '97
McConnell, Kirk	2002, '03
McCorquodale, Knox	2005
McCowan	1902
McCrotty, Wes	1998, '99, 2000

McCullough, William Glenn	1923
McDaniel, Dale	1979
McDaniel, Larry L.	1972
McDaniel, Travis	1997, '98, '99, 2000
McEntire, Will	2020, '22
McGaha, Mel	1947, '48
McGehee, Mel	1945, '47, '48
McGurk, Pat	1980
McFarland, Jordan	2017, '18, '19
McHale, Robert	1979, '80
McHan, Lamar	1952, '53
McKenzie, James Horace	1961
McKinney, Jarrod	2009, '10, '11
McKinney, Keaton	2015, '16, '18
McKissack, Stephen Louis	1967
McLelland, Brian	2004, '05, '06, '07
McNemer, Phil	1908, '09
McNiel, Donald	1975, '76, '77
McReynolds, Kevin	1979, '80, '81
McShane, Mickey Paul	1964, '65
Mercado, Jose Egardo	1951
Merrill, Bubbs	2004
Merryman, Josh	2000, '01, '02, '03
Methvin, Garrett	2010
Milburn, Frank H.	1923, '24
Milford, Clinton G.	1909, '10, '11
Miller, Donald L.	1950, '51
Miller, Grady	1908, '09, '10, '11
Miller, John	1983, '84
Miller, Ray	1995
Miller, Richard L.	1972, '73, '74
Milligan, Hunter	2018
Milwee, F.B.	1913
Mitchell, Bruce	1971, '72, '73, '74
Mitchell, S.D.	1921
Mobbs, Jimmy	2003
Monke, Caden	2019, '20, '21
Mont, Theodore Jr.	1961, '62, '63
Montgomery, Bill	1975, '76
Moody, Billy Joe	1962
Moore, Brandon	2011, '12, '13
Moore, Kenderick	1993, '94, '95, '96
Moore, Robert	2020, '21, '22
Moore, Rod	1986, '87
Moore, Ron	1989, '90, '91
Mooty, James Wesley	1958
Moriarity, Mike	1996, '97, '98, 2000
Morris, Jacob	2011, '12, '13
Morris, William T.	1972, '73
Morris, Zack	2020, '21, '22
Mosley, Tim	1995
Moten, Nick	2022
Muldoon, Allen Mike	1967

Mulhollen, Danny Byron	1962, '63, '64
Mulvaney, Brad	1994, '95, '96
Murphree, Aaron	2007, '08
Murphy, Bill	1974
Murphy, Gary	1984, '85
Murphy, Jon	2000
Murphy, Kacey	2016, '17, '18
Murphy, Sam	2008, '09, '10
Murrell, Easton	2018
Muse, Preston	1926
Myers, Ed	1981, '82

N

Nauman, John	1971, '73
Neal, Tommy A.	1972, '73
Nelson, Peyton	2000
Nesbit, Jacob	2019, '20, '21
Newland, Josh	2000
Newman, Willie	1988
Newton, C.B. Jr.	1958, '59
Nix, Bobby	1965
Nix, Lowell Edsel	1952, '53, '54
Noland, Connor	2019, '20, '21, '22
Nomura, Rick	2015, '16
Norcott, A.	1912, '13
Norton, Delbert	1902
Nosari, Eldon Joe	1958, '59, '60
Nutt, Jeff	2007, '08
Nye, Elmer Lloyd	1967
Nye, Richie	1996
Nye, Rodney	1998, '99

O

Odom, Tony	1982
Oliver, Chris	2012, '13, '14
Oliver, Thomas P.	1929
Opitz, Casey	2018, '19, '20, '21
Oquist, Mike	1987, '88, '89
Ormsby, Ban	1976
Osborn, Donald Jr.	1965
Osmon, Scott	1989
Overbey, Rogers	1955, '56, '57

P

Pagnozzi, Tom	1983
Palen, Mike	1992, '93
Palette, Peyton	2020, '21
Parker, Blake	2004, '05, '06
Parker, Steve	1986
Parsons, Jeff	1993, '94, '95
Pate, Kyle	2015
Patten, Jonah	2015
Patterson, Dave	1985, '86



|| ALL-TIME LETTERMEN

Paul, Kortney	1991, '93
Paulsen, Larry	1970, '71, '72, '73
Payne, Buck	1916
Peace, John	1971
Pearson, Jeffrey Lynn	1964, '65, '66
Pellow, Kit	1995, '96
Pennell, Tucker	2015, '16
Perdue, Monroe	1922
Person, Robert	1988
Peters, Darrell	1959, '60
Peters, Tim	1986, '87
Peters, Tony	1986
Phelan, Brian	1996, '97
Phillip, Alex	2014
Phillips, Jimmy	1987
Phillips, Lance	2014, '15
Pierce, Chad	2008
Piskor, Kirk	1989, '90, '91
Pittman, Donald	1898
Pitts, Nick	2000, '01, '02, '03
Pleimann, Miller	2021, '22
Plunkett, Zack	2018, '19
Poche, Colin	2013, '14
Pogue, Doug	1974
Pohle, Ike	1998, '99
Pomeroy, Kyler	2002, '03
Porter, A.W.	1926
Porter, Tom	1947, '48, '49
Pose, Scott	1987, '88, '89
Potts, Thomas	1898
Powell, David	1982, '83
Pratt, Haas	2003, '04
Pratt, Jordan	2010
Preston, Doyle	1993, '94
Pridemore, Harold C.	1951
Pryor, Michael Scott	1968, '69, '70, '71
Pryor, Shap Hanner	1952, '53
Ptak, V. James	1919, '20
Pufall, Ed	1974, '75
Pugh, Dennis	1973, '74
Pyle, Jason	2003

Q	
Quarnstrom, Rob	1995, '96, '97, '98

R	
Raether, Pete	1989, '91
Ragland, H.S.	1902
Ramage, Kole	2018, '19, '20, '21, '22
Ramirez, Jean	2013
Rankin, Jeremy	2000, '01
Ray, Johnny	1978, '79
Rayder, Jan Wayne	1955, '56, '57
Raynor, Arthur	1927, '28, '29
Reagan, Stephen Earl	1967, '68
Reese, Ken	1987, '88
Reeves, John Clay	2012
Reindl, Jake	2016, '17, '18
Renfro, Elza	1924
Reves, Arch	1905
Reyes, Mark	2012
Reynolds, Matt	2010, '11, '12
Reynolds, Ronn	1979, '80
Rhoades, Barton R.	1972
Rhoads, Chris	2006, '07
Rhodes, Dave	1977, '78
Rice, Jacob	2011
Rice, Pat	1984, '85, '86
Richards, Stephen	2007, '08, '09
Richardson, Bryant	1994
Richardson, Derrick	1984, '85
Richmond, Jonathan	2001, '02, '03
Riethmaier, Matt	1998, '99, 2000
Riley, Justin	2000

Rinehart, Jimmy Jarrell	1951, '52
Robbins	1905
Roberts, Derek	1998
Roberts, Norm	1982, '83, '84, '85
Robertson, O. Leland	1920, '22, '23
Robinson, Kyle	2010, '11
Robinson, Mike	1981, '82, '83
Robison, Stephen	2004, '05, '06, '07
Roby, Ellis	1983, '84, '85
Rock, Mike	1981, '82, '83
Rodriguez, Jordan	2016
Roehl, Scott	2001, '02, '03
Rogers, Brian	1994, '95, '96, '97
Rogers, Kenny	1980, '81
Rogers, Marty	1980, '81
Rogers, Ted Don	1957
Rogers, Weston	2016, '17, '18
Rogerson, J.B.	1920, '21
Roller, Robert Michael	1966
Rose, Glen	1927, '28
Rosson, Sam	1926
Rowlett, Casey	2004, '05
Rucker, Charles	1925
Rucker, Garrett	2014
Rucker, Jeff	1924, '25, '26
Rucker, Paul	1934, '35
Ruckerman, Charles	1923, '24, '25
Ruder, Russ	1981
Russell, Zac	2010
Rutledge, Jackson	2018

S	
Sample, Charles	1910
Sample, Travis	2009, '10
Sanburn, Nolan	2011, '12
Sanburn, Parker	2015
Sawatski, Jay	2003, '04
Sayles, Rickey	1964
Schalchlin, George W.	1912
Schaufele, Louis J.	1949, '50, '51
Schmidt, Nick	2005, '06, '07
Schoonover, Wear	1929
Schrantz, Jeff	1981, '83
Schwanke, Willie	2013
Scott, H.A.	1969, '70, '71
Scott, John T.	1902
Scroggins, Cody	2016, '17, '18, '19
Secrist, Brad	2007
Seibert, Shaun	2005, '06, '07, '08
Sells, Carter	2019
Serrano, Joe	2012, '13, '14, '15
Seward, Tim	1981, '82
Shaddy, Carson	2015, '16, '17, '18
Shaddy, Chris	1980, '81, '82
Shawgo, Jack Edwin	1949, '50
Sheredy, Kevin	1994, '95
Sherrill, Tim	1986, '87
Shock, Billy	1980
Simms, Darien	2016
Shoptaw, Britt	1988
Simpson, Landon	2013, '14
Sisco, Mike	1986, '87
Skeels, Andy	1986, '87
Skeels, David	1992, '93, '94, '95
Skinner, Joe	2004
Slavens, Brady	2021, '22
Slembarski, Ron	1983
Smalling, Tim	2007, '08
Smith, Austin	1925
Smith, C.S.	1913
Smith, Cullen	2021
Smith, Don Roy	1956, '57, '58
Smith, Hagen	2022
Smith, James Howard	1950, '51, '52

Smith, Jarrette Dean	1950
Smith, Josh	2005, '06
Smith, Thurman Jr.	1970, '72, '73
Smyly, Drew	2009, '10
Smyor, C.P.	1898
Snowden, Greg	1973, '74
Soden, James Paul	1962, '63, '64
Soliz Jr., Max	2022
Spanberger, Chad	2015, '16, '17
Spence, Jeff	1977, '78
Spence, Thad Burke	1948
Spikes, James L.	1920, '21, '24
Spoon, Tyler	2013, '14, '15
Springston, Cliff	2008
Stafford, Joe Herman	1965, '66, '67
Stall, Carl	1992, '93
Stallings, Matt	2004
Standley, Billy Glenn	1967, '68, '69
Staneck, Ryne	2011, '12, '13
Stanley, J.H.	1905
Stanley, John	1979, '80
Stanley, Tom	1903, '06
Starkey, Chuck	1980
Starks, Gabriel	2021, '22
Stephan, Trevor	2017
Stephens, Bob	1976
Stephens, G.K.	1898
Stephens, Jason	1996
Stovall, Peyton	2022
Stricklin, Clayborne Jr.	1968, '69
Stidham, Phillip	1989, '90, '91
Stillwell, Rod	1988, '89
Stinson, Ryan	1992, '93
Stoakes, Sid	1909, '10
Stolzer, Robert	1957, '58
Stone, Jacob	2014, '15
Stout, S.R.	1911, '12, '13
St. Pierre, Robert	1953
Suggs, Colby	2011, '12, '13
Sutton, Mark	1976
Swope, Mark	1988, '89, '90

T	
Tabor, Scott	1979, '80, '81, '82
Taccolini, Domic	2014, '15, '16, '17
Taft, Steve	1990, '91, '93, '94
Talbot, Jeremy	1996
Tamez, Dominic	2020
Taylor, Collin	2019
Taylor, Evan	2019, '20, '21, '22
Teague, James	2014, '15, '16
Tejcek, Jim	1989
Thomas	1902

Thomas, Don	1986, '87, '88, '89
Thomas, Everett William	1956, '57, '58
Thomas, O.C.	1912
Thomas, Reggie	1980, '81
Thomas, Richard	1992
Thomas, Tim	1989, '90, '92
Thomason, Dewey Jr.	1947, '48, '49, c
Thomason, Joe Henry	1954, '55, '56
Thompson, Burl	1929
Thompson, Clark	1908
Thompson, Gerald	1978
Thompson, Henry	1976, '77, '78
Thorne, Matt	2000
Tidwell, Chad	1995, '96
Tiffie, Ronald C.	1966, '67, '68
Tisher, Mitch	2000
Todd, Jess	2007
Tole, Heston	2021, '22
Tollett, Cason	2020
Tompkins, Chuck	1909, '10, '11
Toops, Brady	2002, '03, '04
Trainor, Kendall	1986, '87, '88
Trapp, Charles	1930
Trest, Elijah	2019, '20, '21, '22
Trigg, J.W.	1903
Trigg, Tom	1905
Trimble, Claud	1928, '29
Triplett, Gerald	1903
Troglin, Mike	1990
Tschepikow, Ben	2005, '07, '08, '09
Tucker, Jeff	1992
Turner, Michael	2022
Turney, Cole	2018
Tygart, Brady	2022
Tyra, John	1966, '67, '68

V	
Van Every, Lynn	1986
Van Horn, Dave	1982
Vann, John S.	1910
Varnado, Drake	2022
Vaske, Terry	1992
Vent, Kevin	1998
Verhage, Terry	1968, '69, '70, '71
Vermillion, Zebulon	2018, '19, '20, '21, '22
Vidmar, Ed	1980, '81
Villanueva, Eddie	1971
Vincenheller, G. Aston	1898, '1902
Vincent, Farrell	1971
Vinson, Matt	2010, '11, '12, '13

W	
Wachter, Scott	1980, '81



Drew Smyly was selected by the Detroit Tigers in the second round of the 2010 MLB Draft.

Wagner, Matt	1991, '92
Wales, Ted	1970, '71, '72
Walker, Brian	2005, '06, '07
Walker, Brian	1992
Walker, Clint	1996
Walker, Doug	1991
Walker, Johnny	1975
Walkup, Jim	1928, '29
Wallace, Cayden	2021, '22
Wallace, Ed	1978, '79
Wallace, George	1922
Wallace, Larry	1976, '77, '78, '79
Walling, David	1998, '99
Wanger, Fred	1969, '70
Ward, Jim	1982, '83, '84
Warram, James	1925
Warren, Robert (Red)	1952, '53
Warrior, Manual	1978, '79
Washburn, Kyle	2000, '01
Washington Jr., Curtis	2019, '20
Washington, Fredy Lee	1968
Watkins, David	1992
Watkins, James	1902
Watts, Kern	2004
Watson, J.T.	1905, '06, '08
Watson, John R.	1905, '06
Watson, Michael	1976
Weatherford, Luke	2001, '02
Weaver, Gary Francis	1960, '61, '62
Webb, Braydon	2020, '21, '22
Webb, Richard	1981
Weckel, Wilfin R.	1973
Wehrle, Kendall	2009
Welch, Charlie	2021
Welker, Brad (Duke)	2007
Wells, Justin	2008, '09
Wells, S.R.	1912
Welsh, Jack	1997, '98, '99, 2000
Wernes, Bobby	2014, '15
Westerside, Kenneth	1967
Westphal, Robbie	1954, '55
Wheller, Jerry Thomas	1961, '62
Whillock, Jack	1962, '63, '64
Whitaker, Ryan	1991, '92, '93
White, Justin	2004
White, Zac	2021
Whitekiller, Jerel	1998
Wicklander, Patrick	2019, '20, '21
Wiggins, Blake	2015
Wiggins, Jaxon	2021, '22
Wild, Michael	2006
Wilkerson, Krisjon	2014, '15
Wilkerson, Lyle Allen Jr.	1952, '53, '54
Wilkinson, Spencer	1987
Wilkins, Andy	2008, '09, '10
Wilkins, Charles	1925, '26
Willard, Matt	2006, '07
Willey, Doug	2016
Williams, Allen	1991, '92, '93, '94
Williams, Alvin Lee	1947, '48
Williams, Chris	2003
Williams, Darrell Dean	1960, '61, '62
Williams, David Lee	1968, '69, '70, '71
Williams, Jarrell	1959, '60, '61
Williams, Jaxon	2017
Williams, L.J.	1919, '20, '21
Williams, Michael	1973, '74
Williams, Paul	1968, '69, '70, '71
Williams, Paul X	1927, '28, '29
Williams, Reggie	1995, '96
Williams, Robert James	1949, '50, '51
Willis, Billy Don	1967, '68
Wimot, J.C.	1898
Wilmoth, John Alan	1968

Wilson, Andy	1996
Wilson, Doyle	1985, '86
Wilson, Gary	1982
Wilson, Hunter	2017, '18
Wilson, Joe Bill	1954
Wilson, Roger	1988
Wilson, Tommy	1909, '10, '11
Wise, Jake	2011, '12, '13, '14
Wishy, Andrew	2001, '02, '03
Wofford, Tim	1982, '83
Wohlgemuth, Nate	2021
Wood, David	1974
Wood, Roy	1912, '13
Woodruff, Jim	1970
Woodruff, Patrick	2002
Woods, Jeremy	1995, '96
Woods, Scott	2001, '02
Workman, Richie	1993, '94, '95, '96
Wright, A.E.	1909
Wright, Dan	1997, '98, '99
Wright, Myron Ernest	1964, '65, '66
Wright, Tyler	2012, '13
Wyles, Bill	1970, '71

Y

Yost, Matt	2003
Young, Clint	1910, '11
Young, Donald	1948
Youngblood, Jon	2000

Z

Zacher, Todd	1980, 81
Zambrana, Luis	1979, 80
Zane, Kelly	1987, 88

* Current players in bold



Catcher Jake Wise earned four letters with the Razorbacks and was named an SEC All-Defensive player in 2014 after throwing out 20 base stealers.

BATTING

At-Bats

Game: 67, Texas A&M - 5/5/89

Rank	Total	Year / Games	Avg./Gm
1.	2402	2004 / 69	34.81
2.	2347	2018 / 69	34.01
3.	2339	1999 / 65	35.98
4.	2279	2019 / 66	34.53
5.	2277	2022 / 67	33.99
6.	2276	2010 / 64	35.56
7.	2273	1987 / 68	33.43
8.	2247	2012 / 68	33.04
9.	2233	1989 / 67	33.33
10.	2207	2009 / 65	33.95

Batting Average

Rank	Total (H/AB)	Year/Games
1.	.341 (723/2118)	1997 / 56
2.	.334 (593/1775)	1984 / 56
3.	.326 (740/2273)	1987 / 68
4.	.325 (548/1995)	1990 / 62
5.	.321 (704/2192)	1985 / 66
6.	.316 (666/2110)	1998 / 59
7.	.313 (655/2123)	1996 / 59
8.	.312 (525/1681)	1982 / 57
	.312 (533/1707)	1981 / 52
10.	.309 (240/777)	1973 / 28

Runs

Inning: 14, Saint Louis (1st) - 4/7/10

Game: 33, Southwest Baptist - 3/21/84

Rank	Total	Year / Games	Avg./Gm
1.	589	1997 / 56	10.52
2.	575	1987 / 68	8.46
3.	543	1985 / 66	8.23
4.	529	1999 / 65	8.14
5.	498	1998 / 59	8.44
6.	491	2019 / 66	7.44
7.	483	2021 / 63	7.67
8.	482	2018 / 69	6.99
	482	1988 / 62	7.77
10.	481	2010 / 64	7.52
	481	2007 / 64	7.52

Hits

Game: 32, Southwest Baptist - 3/21/84

Rank	Total	Year / Games	Avg./Gm
1.	740	1987 / 68	10.88
2.	723	1997 / 56	12.91
3.	705	1999 / 65	10.85
4.	704	1985 / 66	10.66
5.	697	2010 / 64	10.89
	697	2004 / 69	10.10
7.	695	2018 / 69	10.07
8.	686	1989 / 67	10.24
9.	679	2019 / 66	10.29
10.	666	1998 / 59	11.29

Doubles

Game: 11, Texas Tech - 4/13/85

Rank	Total	Year / Games	Avg./Gm
1.	172	1987 / 68	2.53
2.	168	1997 / 56	3.00
3.	153	1999 / 65	2.35
4.	142	2019 / 66	2.15
		1998 / 59	2.41
	142	1989 / 67	2.12
7.	139	1985 / 66	2.11
8.	135	2007 / 64	2.11
9.	133	2005 / 61	2.18
10.	130	2010 / 64	2.03

Triples

Game: 5, 3x, last vs. Memphis - 2/20/87

Rank	Total	Year / Games	Avg./Gm
1.	40	1979 / 64	0.33
2.	38	1994 / 57	0.67
	38	1987 / 68	0.56
	38	1983 / 65	0.59
5.	35	1989 / 67	0.52
	35	1980 / 66	0.53
7.	34	1993 / 59	0.58
	34	1990 / 62	0.55
	34	1984 / 56	0.61
	34	1985 / 66	0.52

Home Runs

Game: 9, Grambling State - 6/4/10

Rank	Total	Year / Games	Avg./Gm
1.	109	2021 / 63	1.73
2.	106	2022 / 67	1.58
3.	98	2018 / 69	1.42
4.	92	2010 / 64	1.44
5.	88	2019 / 66	1.33
6.	84	1999 / 65	1.29
7.	83	2017 / 64	1.30
8.	80	2009 / 65	1.23
	80	1997 / 56	1.43
10.	77	2008 / 58	1.32

RBI

Game: 30, 3x, last vs. Bucknell - 2/17/18

Rank	Total	Year / Games	Avg./Gm
1.	525	1997 / 56	9.38
2.	498	1987 / 68	7.32
3.	473	1999 / 65	7.28
4.	470	1985 / 66	7.12
5.	459	1998 / 59	7.78
6.	458	2019 / 66	6.94
7.	452	2018 / 69	6.55
8.	449	2010 / 64	7.01
9.	443	2022 / 67	6.61
10.	433	2021 / 63	6.87
	433	2007 / 64	6.77

Walks

Game: 19, vs. Alabama A&M - 3/12/13

Rank	Total	Year / Games	Avg./Gm
1.	361	1985 / 66	5.47
2.	360	2021 / 63	5.71
3.	355	1987 / 68	5.22
4.	325	2022 / 67	4.85
	325	1999 / 65	5.00
6.	324	2018 / 69	4.70
7.	321	2019 / 66	4.86
8.	309	1990 / 62	4.98
9.	304	2004 / 69	4.41
10.	301	1988 / 62	4.85



Arkansas set a team record with nine home runs in its 19-7 win over Grambling State in the 2010 NCAA Fayetteville Regional, including a career-high three homers from Brett Eibner.

Total Bases

Rank	Total	Year / Games	Avg./Gm
1.	1,198	1987 / 68	17.62
2.	1,189	1997 / 56	21.23
3.	1,133	1985 / 66	17.17
4.	1,125	2010 / 64	17.58
5.	1,124	1999 / 65	17.29
6.	1,115	2019 / 66	16.89
7.	1,114	2018 / 69	16.14
8.	1,095	2022 / 67	16.34
9.	1,047	1998 / 59	17.75
10.	1,012	1989 / 67	15.10

Strikeouts

Game: 25, Auburn - 5/19/94

Rank	Total	Year / Games	Avg./Gm
1.	581	2019 / 66	8.80
2.	567	2021 / 63	9.00
3.	546	2022 / 67	8.15
3.	518	2009 / 65	7.97
4.	511	2018 / 69	7.41
5.	482	2007 / 64	7.53
6.	463	2017 / 64	7.23
7.	462	2002 / 63	7.33
8.	454	2006 / 60	7.57
9.	451	2004 / 69	6.54

Stolen Bases

Game: 12, Central Missouri State - 2/28/92

Rank	Total	Year / Games	Avg./Gm
1.	155	1983 / 65	2.38
2.	142	1982 / 57	2.49
3.	136	1999 / 65	2.09
4.	133	1995 / 61	2.18
5.	123	1987 / 68	1.81
6.	122	2011 / 62	1.97
7.	119	1994 / 57	2.09
8.	117	1990 / 62	1.89
9.	115	1993 / 59	1.95
	115	1989 / 67	1.72

Slugging Percentage

Rank	Total	Year / Games
1.	.561	1997 / 56
2.	.527	1987 / 68
3.	.517	1985 / 66
4.	.504	1984 / 56
5.	.496	1998 / 59
6.	.494	2010 / 64
7.	.489	2019 / 66
8.	.488	1988 / 62
9.	.486	1990 / 62
10.	.485	1986 / 60

Sacrifice Hits

Rank	Total	Year / Games
1.	56	2011 / 62
2.	54	2014 / 54
3.	52	2013 / 61
4.	48	2012 / 68
	48	2004 / 69
6.	45	1995 / 61
	45	1982 / 57
8.	44	1987 / 68
9.	43	2009 / 65
10.	42	1976 / 47



Arkansas set a school record for home runs in a single season when, hitting 109 long balls during the 2021 season. Infielder Robert Moore led the team with 16 homers and was one of six Razorbacks to hit 10 or more home runs during the year.

Sacrifice Flies

Rank	Total	Year / Games
1.	42	2018 / 69
	42	1995 / 61
3.	40	1986 / 60
4.	37	1991 / 62
	37	1989 / 67
6.	36	2014 / 65
	36	2021 / 63
8.	34	2007 / 64
	34	2004 / 69
10.	32	2005 / 61
	32	1988 / 62

Hit By Pitches

Rank	Total	Year / Games
1.	107	2007 / 64
2.	94	2003 / 57
3.	93	2010 / 64
4.	90	1999 / 65
5.	89	2002 / 63
6.	85	2014 / 65
7.	74	2005 / 61
8.	72	2022 / 67
	72	2000 / 64
10.	70	2021 / 63

PITCHING

Innings Pitched

Game: 17.0, Auburn - 5/19/94

Rank	Total	Year / Games
1.	621.1	2004 / 69
2.	613.0	2012 / 68
3.	603.1	2018 / 69
4.	591.0	2022 / 67
5.	581.2	2019 / 66
6.	580.0	2009 / 65
7.	578.0	1999 / 65
8.	576.0	1989 / 67
9.	575.1	2014 / 65
10.	574.2	2010 / 64

ERA (Lowest)

Rank	Total	Year / Games
1.	1.89	2013 / 61
2.	2.63	2014 / 65
3.	2.74	1976 / 47
4.	2.83	2012 / 68
5.	2.84	1977 / 51
6.	2.96	1971 / 41
7.	3.00	1982 / 57
	3.00	1968 / 28
9.	3.02	1979 / 64
10.	3.18	1973 / 31

ERA (Highest)

Rank	Total	Year / Games
1.	6.27	2000 / 54
2.	6.20	1997 / 56
3.	5.90	1992 / 57
4.	5.43	1988 / 62
5.	5.28	1998 / 59
6.	5.12	1999 / 65
7.	5.05	1994 / 57
8.	5.00	2016 / 55
9.	4.92	2008 / 58
10.	4.75	1995 / 61

Strikeouts

Game: 18, 5x, last at Ole Miss (4/10/21)

Rank	Total	Year / Games	Avg./Gm
1.	674	2022 / 67	10.06
2.	657	2021 / 63	10.43
3.	619	2017 / 64	9.67
	619	2018 / 69	8.97
5.	615	2019 / 66	9.32
6.	565	2007 / 64	8.83
7.	554	1999 / 65	8.63
8.	551	2010 / 64	8.61
9.	534	2012 / 68	7.85
10.	511	2009 / 65	7.86



|| TEAM RECORDS

Walks

Game: 15, Alabama - 4/29/18

Rank	Total	Year / Games	Avg./Gm
1.	315	1987 / 68	5.00
2.	314	1988 / 62	5.56
3.	297	1999 / 65	4.62
4.	295	1994 / 57	5.13
5.	290	1985 / 66	4.78
6.	287	1980 / 66	5.16
7.	285	2022 / 67	4.25
8.	282	2015 / 65	4.34
9.	275	1979 / 64	4.91
10.	264	1995 / 61	4.43

Runs Allowed

Game: 25, Oklahoma State - 1948

Rank	Total	Year / Games	Avg./Gm
1.	416	2000 / 54	7.86
2.	405	1997 / 56	7.44
3.	397	1999 / 65	6.18
4.	366	1998 / 59	6.33
5.	363	2009 / 65	5.58
6.	355	1994 / 57	6.18
7.	353	1992 / 57	6.60
8.	348	1988 / 62	6.16
9.	344	2008 / 58	5.93
	344	1987 / 68	5.46

Earned Runs Allowed

Rank	Total	Year / Games	Avg./Gm
1.	338	1997 / 56	6.21
2.	332	2000 / 54	6.27
3.	329	1999 / 65	5.12
4.	316	1992 / 67	5.90
5.	307	1988 / 62	5.43
6.	305	1998 / 57	5.28
7.	301	2009 / 65	4.63
8.	290	1994 / 57	5.05
9.	288	2019 / 66	4.36
10.	283	2008 / 58	4.88
	283	1995 / 61	4.75

Hits Allowed

Rank	Total	Year / Games	Avg./Gm
1.	686	2004 / 69	9.93
2.	624	2002 / 63	9.94
3.	595	2009 / 65	9.15
4.	590	1987 / 68	9.36
5.	581	1997 / 56	10.67
6.	579	1999 / 65	9.02
7.	568	2000 / 54	10.73
8.	567	1985 / 66	9.34
9.	562	1994 / 57	9.78
10.	558	2010 / 64	8.72

Complete Games

Rank	Total	Year / Games
1.	34	1980 / 66
2.	32	1979 / 64
3.	30	1982 / 57
4.	29	1974 / 43
5.	27	1976 / 47
6.	21	1981 / 52
7.	18	1973 / 31
8.	16	1984 / 56
9.	15	1992 / 57
	15	1970 / 32

Consecutive Shutouts

Season: 4 - 1980 (March 15-16 - 2 DHs)

Shutouts

Rank	Total	Year / Games
1.	13	1977 / 51
2.	10	2014 / 65
	10	2012 / 68
4.	9	1980 / 66
	9	1979 / 64
	9	1978 / 44
	9	1976 / 47
8.	8	2013 / 61
	8	1986 / 60
10.	7	2017 / 64
	7	2007 / 64

Saves

Rank	Total	Year / Games
1.	26	2018 / 69
2.	20	2022 / 67
	20	2021 / 63
	20	2011 / 62
5.	19	2013 / 61
	19	2006 / 60
7.	17	2012 / 68
	17	1989 / 67
9.	16	2009 / 65
	16	2004 / 69
	16	1987 / 68



The 2013 Arkansas pitching staff finished the season with a school-record 1.89 team ERA, led by Ryne Stanek's 1.39 ERA, which ranks as the fourth-lowest single-season ERA in school history.



Arkansas' pitching staff set a then-single season school record with 657 strikeouts in 2021. Golden Spikes Award winner and Dick Howser Trophy winner Kevin Kopps led all Razorback pitchers with 131 strikeouts, third most by an Arkansas hurler in a season.

TEAM FIELDING

Percentage

Season: .982 - 2022

Assists

Game: 24, 2x, last at Auburn - 4/5/19

Season: 746 - 2012

Putouts

Game: 51, Auburn - 5/19/94

Season: 1,839 - 2012

Errors

Game: 7, 4x, last vs. Louisiana Tech - 3/20/01

Season: 115 - 1983

Double Plays

Game: 5, at South Alabama - 2/21/15

Season: 77 - 1985

Triple Plays

Game: 1, 3x

1B Dominic Ficociello to SS Tim Carver at Mississippi State, 3/25/12

2B Mark Burnett to SS Joe Jester to 1B Rodney Nye vs. Auburn (SEC Tournament), 5/17/98

2B Brett Harrison to SS Jim Ward to 1B Ralph Kraus vs. Texas (1983 SWC Tournament)

TEAM MISCELLANEOUS

Longest Game, innings

17 innings, Auburn - 5/19/94

Longest Game, time

6:00, vs No. 21 Missouri State (NCAA Regional) - 6/4/17

Most Runs, combined

Game: 40, Arkansas 32, Saint Louis 8 - 4/7/10

Most Runners Left on Base

Game: 19, vs. Tennessee - 4/20/02

Most Wins

Season: 51 - 1985, 1987, 1989

Most Losses

Season: 30 - 2000

Most Consecutive Wins

18 - 2/7/96-3/5/96

Most Consecutive Losses

13 - 4/30/16-5/21/16

Most Consecutive SEC Wins

10 - 3/21/99-4/11/99

Most Consecutive SEC Losses

18 - 3/12/00-4/28/00

Most Wins to Start Season

18 - 2/7/96-3/5/96

Most SEC Wins

22 - 1999, 2021

Most SEC Losses

23 - 2016

ATTENDANCE

Home Game

Regular season (Tickets sold):

13,472 vs. USC - 5/3/18

Regular season (Actual):

11,103 vs. LSU - 4/9/11

Home Series

Regular season (Tickets sold):

34,796 vs. Ole Miss (three games) - 4/29/22 - 5/1/22

Regular season (Actual):

29,931 vs. LSU (three games) - 5/4/07 - 5/6/07

Home Total Season

Tickets sold: 363,153 (35 games) - 2022

Actual: 244,182 (39 games) - 2018

Home Average Season

Tickets sold: 10,376 (35 games) - 2022

Actual: 7,419 (34 games) - 2018

NCAA Postseason Home Game

12,167 vs. Missouri State - 6/6/15

(NCAA Fayetteville Super Regional)

All Games

26,155 vs. Florida State - 6/15/19

(College World Series Game 1, Omaha, Neb.)



Arkansas has finished in the top five nationally in attendance for over a decade, including 2015 when the Razorbacks ranked second nationally with an average attendance of 7,817 fans per game. The 2015 season saw the largest crowd in Baum Stadium history with 12,589 tickets sold against Mississippi State on April 25 and the largest postseason crowd in Baum Stadium history with 12,167 fans against Missouri State for Game 2 of the NCAA Fayetteville Super Regional on June 6.



|| TEAM RECORDS

INDIVIDUAL BATTING

Games

Season: 69, Heston Kjerstad, Eric Cole, Dominic Fletcher - 2018
Career: 246, Danny Hamblin - 2004-07

Batting Average

Season (min. 95 AB): .429, Zack Cox - 2010
Career (min. 300 AB): .377, Matt Erickson - 1995-97

At Bats

Game: 9, Scott Pose, Greg D'Alexander vs. Texas A&M - 5/5/89
Season: 283, Casey Martin - 2019
Career: 940, Danny Hamblin - 2004-07

Runs

Game: 6, Trevor Ezell vs. Grambling State - 4/30/19
 Jeremy Jackson vs. Northeastern (Okla.) State - 4/16/97;
 Todd Zacher vs. Western Michigan - 2/28/81
Season: 87, Eric Hinske - 1997
Career: 241, Ryan Lundquist - 1996-99

Hits

Game: 6, Jeremy Jackson vs. Northeastern (Okla.) State - 4/16/97;
 Jason McConnell vs. Vanderbilt - 3/16/97;
 Kenderick Moore vs. Alabama - 5/20/95;
 Jeff King vs. Houston - 4/14/84
Season: 102, Zack Cox - 2010
Career: 288, Ryan Lundquist - 1996-99

Doubles

Game: 4, Rodney Nye vs. Louisiana Tech - 3/31/98
Season: 28, Jim Kremers - 1987
Career: 68, Ryan Lundquist - 1996-99

Triples

Game: 2, by many; last by Bobby Wernes vs. North Dakota - 2/14/15
Season: 12, Troy Eklund - 1989; Johnny Ray - 1979
Career: 20, Ty Bilderback - 1992-95

Home Runs

Game: 3, Chad Spanberger vs. Auburn - 5/25/17;
 Brett Eibner vs. Grambling State - 6/4/10;
 Tim Smalling at Ole Miss - 4/26/08;
 Aaron Murphree vs. Siena - 3/7/08;
 Danny Hamblin vs. Oral Roberts - 4/12/05;
 Rodney Nye at South Carolina - 5/16/99;
 Ryan Lundquist vs. Central Missouri State - 3/4/97;
 Scott Epps vs. SMS - 4/30/92;
 Kevin McReynolds vs. TCU - 4/27/80;
 Greg Snowden vs. Rice - 1974
Season: 24, Ryan Lundquist - 1997
Career: 57, Danny Hamblin - 2004-07

RBI

Game: 9, Ryan Lundquist vs. Central Missouri State - 3/4/97
Season: 82, Jeff King - 1985
Career: 232, Ryan Lundquist - 1996-99

Walks

Game: 5, Jake Dugger vs. Alabama - 5/5/06;
 Jim Kremers vs. Northwest Missouri State - 3/4/85
Season: 68, Scott Loseke - 1983
Career: 163, Jake Dugger - 2004-07

Strikeouts

Game: 5, Ty Bilderback, Jeff Parsons vs. Auburn - 5/19/94;
 Heston Kjerstad at LSU - 5/5/18
Season: 79, Casey Martin - 2019
Career: 235, Danny Hamblin - 2004-07



Danny Hamblin holds the Arkansas career records for home runs (57) and games played (246).

Stolen Bases

Game: 4, four times; last by Logan Forsythe vs. Ole Miss - 5/19/07
Season: 42, Scott Loseke - 1983
Career: 95, Kenderick Moore - 1992-96

Total Bases

Game: 15, Ryan Lundquist vs. Central Missouri St. - 3/4/97
Season: 190, Ryan Lundquist - 1997
Career: 538, Ryan Lundquist - 1996-99

Extra-Base Hits

Game: 4, Brett Eibner vs. Grambling State - 6/4/10;
 Andy Wilkins at Oklahoma - 5/30/09;
 Danny Hamblin at Oral Roberts - 4/12/05;
 Rodney Nye vs. Louisiana Tech - 3/31/98;
 Ryan Lundquist vs. Central Missouri St. - 3/4/97;
 Greg D'Alexander vs. Indiana State - 4/1/90;
 Kirk Piskor vs. Wis.-Oshkosh - 3/19/90;
 Ralph Kraus vs. TCU - 4/19/85
Season: 50, Andy Skeels - 1987
Career: 131, Ryan Lundquist - 1996-99

Slugging Percentage

Season (min. 150 AB): .819, Ryan Lundquist - 1997
Career (min. 300 AB): .694, Jeff King - 1984-86

Hit By Pitch

Game: 3, Collin Kuhn vs. Georgia - 4/18/10
 Judd Kindle vs. Kansas St. - 3/10/03;
 Jack Welsh vs. Florida - 3/25/00, vs. Centenary - 3/1/00
Season: 25, Collin Kuhn - 2010
Career: 53, Collin Kuhn - 2009-11

Sacrifice Hits

Game: 2, by many; last by Zack Gregory vs. Mississippi St. - 4/3/22
Season: 15, Joe Serrano - 2013
Career: 36, Jeff Houck - 1990-93

Sacrifice Flies

Game: 2, 15 times; last by Brady Slavens vs. UAPB - 4/13/21
Season: 12, Greg D'Alexander - 1989
Career: 20, Greg D'Alexander - 1987-90

INDIVIDUAL PITCHING

Wins

Season: 14, Blaine Knight - 2018
Career: 34, Scott Tabor - 1979-82

Appearances

Season: 36, Phillip Stidham - 1989, 1991
Career: 105, Phillip Stidham - 1989-91

Innings Pitched

Game: 11.2, Charlie Corbell vs. Rice - 1983
Season: 124.0, Nick Schmidt - 2007; Rich Erwin - 1979
Career: 383.1, Charley Boyce - 2003-06

Strikeouts

Game: 17, Jess Todd vs. South Carolina - 5/24/07
Season: 155, David Walling - 1999
Career: 345, Nick Schmidt - 2005-07

Walks

Game: 9, John Cebuhar vs. Missouri - 4/27/88;
 Steve Parker vs. Rice - 3/15/86
Season: 73, John Cebuhar - 1987
Career: 165, Barry Lunney - 1993-97

ERA

Season (min. 45 IP): 0.90, Kevin Kopps - 2021
Career (min. 100 IP): 1.62, Phillip Stidham - 1989-91

Saves

Season: 14, Matt Cronin - 2018
Career: 33, Phillip Stidham - 1989-91

Games Started

Season: 20, DJ Baxendale - 2012
Career: 55, Charley Boyce - 2003-06

Complete Games

Season: 11, Steve Krueger - 1979, 1980
Career: 28, Scott Tabor - 1979-82

INDIVIDUAL FIELDING

Putouts

Game: 20, Trevor Ezell at Auburn - 4/5/19
 Andy Wilkins vs. Washington St. - 5/29/09
Season: 627, Dominic Ficociello - 2012
Career: 1,301, Danny Hamblin - 2004-07

Assists

Game: 10, 2x, last - Bo Bigham vs. Vanderbilt - 3/26/11
Season, infielder: 197, Tim Carver - 2012
Season, outfielder: 11, Jay Carpenter - 1988
 11, Tyler Spoon - 2014
Career: 539, Tim Thomas - 1989-92

Errors

Game: 4, Chris Shaddy vs. TCU - 4/27/80
Season: 28, Jason McConnell - 1996
Career: 57, Allen Williams - 1991-94

INDIVIDUAL MISCELLANEOUS

Longest Hit Streak

30 games, Randy Bobb - 1987

Consecutive Hits

10, Craig Gentry - 2005

Consecutive Steals

37, Chris Clark - 1994-97

Fewest Strikeouts (min. 200 AB)

6, Keith Longoria (202 AB) - 1982

Consecutive Strikeouts (start of game)

9, Jess Todd - vs. South Carolina - 5/24/07

Consecutive Strikeouts (multiple games)

11, Kevin Kopps - at South Carolina (1; 4/22/21), at South Carolina (6; 4/23/21), at LSU (4; 4/30/21)

Consecutive Batters Retired

28, Kevin Kopps vs. Texas A&M (6; 4/17), at South Carolina (9; 4/22), at South Carolina (6; 4/23), at LSU (7; 4/30) - 2021
 20, Richie Nye vs. Iowa State - 1996
 Tim Deitz vs. Texas A&M - 1983

Consecutive Scoreless Innings Pitched

29.0, David Walling - 1998

Fewest Walks (season, min. 30 IP)

5, Marshall Denton (30.0 IP - 2019)
 5, Jarrett Gardner (93.1 IP - 2003)

Fewest Hits (season, min. 30 IP)

12, Bill Bakewell (31 IP), 1977

Fewest Runs (season, min. 30 IP)

4, Michael Gunn (36.2 IP) - 2014

Fewest Earned Runs (season, min. 30 IP)

3, Michael Gunn (36.2 IP) - 2014

Most Defeats (season)

10, Charley Boyce - 2005

Longest Relief Appearance

9.0 IP, Les Lancaster vs. Oral Roberts - 5/9/82



Craig Gentry patrolled the Razorbacks' outfield in 2005 and 2006. He set the Arkansas record for most consecutive hits with 10 in 2005.



DJ Baxendale set the Arkansas single-season record with 20 starts in the 2012 season.

Best Win Pct. by Pitcher (min. 10 decisions)

1.000, Blaine Knight (14-0) - 2018
 1.000, Steve Krueger (13-0) - 1980



|| CAREER BATTING RECORDS

GAMES PLAYED

Gms	Player	Years
1. 246	Danny Hamblin	2004-07
2. 242	Kenderick Moore	1992-96
3. 239	Jake Dugger	2004-07
4. 236	Jeff Houck	1990-93
5. 234	Don Thomas	1986-89
6. 232	Ryan Lundquist	1996-99
7. 228	Brian Kirby	1998-01
8. 226	Ralph Kraus	1983-86
9. 223	Greg D'Alexander	1987-90
223	Troy Eklund	1986-89

BATTING AVG (MIN. 300 AB)

AVG	Player	Years
1. .377	Matt Erickson	1995-97
2. .373	Dave Patterson	1985-86
3. .372	Jeff King	1984-86
4. .358	Andy Skeels	1986-87
5. .356	Randy Bobb	1987-88
6. .355	Zack Cox	2009-10
7. .350	Jeff Hoefler	2000-01
8. .349	Mark Johnson	1990-91
9. .348	Ryan Hinske	1996-98
10. .343	Heston Kjerstad	2018-20
.343	Scott Loseke	1982-83

AT BATS

AB	Player	Years
1. 940	Danny Hamblin	2004-07
2. 880	Kenderick Moore	1992-96
3. 874	Ryan Lundquist	1996-99
4. 863	Jake Dugger	2004-07
5. 776	Scott Hode	2002-05
6. 770	Jeff Houck	1990-93
7. 769	Allen Williams	1991-94
8. 766	Brian Kirby	1998-01
9. 759	Jack Welsh	1997-00
10. 756	Bo Bigham	2009-12
756	Tim Carver	2009-12

HITS

Hits	Player	Years
1. 288	Ryan Lundquist	1996-99
2. 284	Danny Hamblin	2004-07
3. 282	Kenderick Moore	1992-96
4. 260	Matt Erickson	1995-97
5. 247	Allen Williams	1991-94
6. 245	Ralph Kraus	1983-86
7. 243	Greg D'Alexander	1987-90
8. 242	Jake Dugger	2004-07
9. 237	Jeff King	1984-86
10. 229	Jack Welsh	1997-00

SINGLES

1B	Player	Years
1. 209	Kenderick Moore	1992-96
2. 183	Matt Erickson	1995-97
3. 176	Jeff Houck	1990-93
4. 174	Bo Bigham	2009-12
5. 165	Joe Serrano	2012-15
165	Jack Welsh	1997-00
7. 163	Danny Hamblin	2004-07
8. 162	Jake Dugger	2004-07
9. 161	Tim Carver	2009-12
10. 157	Ben Tschepikow	2005-09
157	Clay Goodwin	2002-05
157	Ryan Lundquist	1996-99

DOUBLES

2B	Player	Years
1. 68	Ryan Lundquist	1996-99
2. 62	Matt Erickson	1995-97
3. 61	Danny Hamblin	2004-07
4. 60	Allen Williams	1991-94
5. 58	Brian Kirby	1998-01
58	Jim Kremers	1985-88
58	Ralph Kraus	1983-86
8. 56	Greg D'Alexander	1987-90
56	Jeff King	1984-86
10. 55	Eric Hinske	1996-98
55	John Hennell	1978-81

TRIPLES

3B	Player	Years
1. 20	Ty Bilderback	1992-95
2. 19	Allen Williams	1991-94
3. 18	Norm Roberts	1982-85
4. 17	Troy Eklund	1986-89
17	Ralph Kraus	1983-86
6. 15	Jason McConnell	1995-97
7. 14	Scott Epps	1989-92
14	Kevin McReynolds	1979-81
14	Johnny Ray	1978-79
10. 13	Kenderick Moore	1992-96
13	Bubba Carpenter	1988-91
13	John Hennell	1978-81

HOME RUNS

HR	Player	Years
1. 57	Danny Hamblin	2004-07
2. 56	Ryan Lundquist	1996-99
3. 42	Brett Eibner	2008-10
42	Andy Wilkins	2008-10
42	Jeff King	1984-86
6. 39	Brian Kirby	1998-01
7. 35	Heston Kjerstad	2018-20
35	Rodney Nye	1998-99
35	Greg D'Alexander	1987-90
10. 34	Jake Dugger	2004-07

SLUGGING PCT. (MIN. 300 AB)

SLG	Player	Years
1. .695	Jeff King	1984-86
2. .681	Andy Skeels	1986-87
3. .642	Kevin McReynolds	1979-81
4. .632	Rodney Nye	1998-99
5. .616	Ryan Lundquist	1996-99
6. .608	Eric Hinske	1996-98
7. .590	Heston Kjerstad	2018-20
8. .589	Andy Wilkins	2008-10
9. .587	Brett Eibner	2008-10
.587	Norm Roberts	1982-85

RUNS

Runs	Player	Years
1. 241	Ryan Lundquist	1996-99
2. 212	Jack Welsh	1997-00
3. 204	Kenderick Moore	1992-96
4. 202	Danny Hamblin	2004-07
5. 193	Allen Williams	1991-94
6. 188	Matt Erickson	1995-97
7. 182	Jake Dugger	2004-07
182	Troy Eklund	1986-89
9. 178	Eric Hinske	1996-98
178	Jeff King	1984-86

RBI

RBI	Player	Years
1. 233	Ryan Lundquist	1996-99
2. 219	Danny Hamblin	2004-07
3. 204	Jeff King	1984-86
4. 184	Greg D'Alexander	1987-90
5. 180	Troy Eklund	1986-89
6. 173	Eric Hinske	1996-98
173	Jim Kremers	1985-88
8. 165	Andy Wilkins	2008-10
165	Brian Kirby	1998-01
10. 159	Jake Dugger	2004-07

TOTAL BASES

TB	Player	Years
1. 538	Ryan Lundquist	1996-99
2. 522	Danny Hamblin	2004-07
3. 443	Jeff King	1984-86
4. 416	Greg D'Alexander	1987-90
5. 400	Kenderick Moore	1992-96
400	Ralph Kraus	1983-86
7. 399	Allen Williams	1991-94
8. 394	Jake Dugger	2004-07
9. 388	Brian Kirby	1998-01
10. 386	Troy Eklund	1986-89

EXTRA-BASE HITS

EBH	Player	Years
1. 131	Ryan Lundquist	1996-99
2. 121	Danny Hamblin	2004-07
3. 110	Jeff King	1984-86
4. 98	Brian Kirby	1998-01
5. 97	Allen Williams	1991-94
97	Greg D'Alexander	1987-90
7. 96	Ralph Kraus	1983-86
8. 93	Troy Eklund	1986-89
9. 91	Eric Hinske	1996-98
10. 88	Jim Kremers	1985-88

STOLEN BASES

SB	Player	Years
1. 95	Kenderick Moore	1992-96
2. 72	Scott Bridges	2002-05
3. 71	Allen Williams	1991-94
4. 68	Scott Pose	1987-89
5. 65	Jeff Houck	1990-93
6. 63	Jeff Parsons	1993-95
7. 57	Scott Loseke	1982-83
8. 50	Collin Kuhn	2009-11
50	Scott Bridges	2002-05
50	Jack Welsh	1997-00

WALKS

BB	Player	Years
1. 163	Jake Dugger	2004-07
2. 156	Tim Thomas	1989-92
3. 129	Allen Williams	1991-94
4. 121	Danny Hamblin	2004-07
121	Bubba Carpenter	1988-91
6. 120	Jeff Houck	1990-93
7. 114	Luke Bonfield	2015-18
8. 112	Andy Wilkins	2008-10
9. 110	Scott Pose	1987-89
10. 106	Jeff Parsons	1993-95

STRIKEOUTS

K	Player	Years
1. 235	Danny Hamblin	2004-07
2. 224	Brian Kirby	1998-01
3. 211	Jake Dugger	2004-07
4. 202	Carson Shaddy	2015-18
5. 168	Ryan Lundquist	1996-99
6. 161	Brett Eibner	2008-10
7. 158	Christian Franklin	2019-21
8. 157	Casey Martin	2018-20
9. 151	Matt Vinson	2010-13
151	Ryan Fox	2001-03

SACRIFICE HITS

SH	Player	Years
1. 36	Jeff Houck	1990-93
2. 32	Joe Serrano	2012-15
3. 24	Tim Carver	2009-12
4. 22	Scott Hode	2002-05
5. 18	Jacob Morris	2011-13
18	Scott Bridges	2002-05
18	Tim Thomas	1989-92
18	Don Thomas	1986-89
9. 17	James McCann	2009-11
17	Allen Williams	1991-94

SACRIFICE FLIES

SF	Player	Years
1. 20	Greg D'Alexander	1987-90
2. 18	Jeff King	1984-86
3. 16	Danny Hamblin	2004-07
4. 15	Kenderick Moore	1992-96
15	Allen Williams	1991-94
6. 13	Jack Welsh	1997-00
13	Troy Eklund	1986-89
8. 12	Dominic Fletcher	2017-19
12	Luke Bonfield	2015-18
12	Dominic Ficociello	2011-13
12	Scott Hode	2002-05
12	Eric Hinske	1996-98
12	Kyle Harris	1992-94

HIT BY PITCH

HBP	Player	Years
1. 53	Collin Kuhn	2009-11
2. 52	Jack Welsh	1997-00
3. 48	Ryan Lundquist	1996-99
4. 34	Kenderick Moore	1992-96
34	Michael Bernal	2014-16
6. 33	Heston Kjerstad	2018-20
33	Joe Jester	1997-99
8. 32	Brady Toops	2002-04
9. 30	Carson Shaddy	2015-18
30	Brian Anderson	2012-14

* Current players in bold

GAMES PLAYED

Gms	Player	Year
1. 69	Heston Kjerstad	2018
69	Eric Cole	2018
69	Dominic Fletcher	2018
4. 68	Haas Pratt	2004
68	Casey Rowlett	2004
6. 67	Cayden Wallace	2022
67	Tim Carver	2012
67	Dominic Ficociello	2012
67	Matt Reynolds	2012
67	Jake Dugger	2004
67	Jim Kremers	1987
67	Andy Skeels	1987
67	Kelly Zane	1987

BATTING AVG (MIN. 95 AB)

AVG	Player	Year
1. .429	Zack Cox	2010
2. .425	Jeremy Jackson	1997
3. .417	Bill Dorothy	1969
4. .398	Matt Erickson	1997
5. .397	Ryan Lundquist	1997
.397	Ralph Kraus	1986
7. .393	Jim Kremers	1987
8. .391	Matt Erickson	1996
9. .387	Greg D'Alexander	1990
.387	Dave Patterson	1986

AT BATS

AB	Player	Year
1. 283	Casey Martin	2019
2. 281	Eric Cole	2018
3. 275	Cayden Wallace	2022
4. 269	Rodney Nye	1999
5. 267	Dominic Fletcher	2018
6. 266	Heston Kjerstad	2019
7. 265	Dominic Fletcher	2019
8. 264	Tim Carver	2012
9. 263	Joe Jester	1999
10. 262	Heston Kjerstad	2018
262	Ryan Lundquist	1999

HITS

Hits	Player	Year
1. 102	Zack Cox	2010
2. 97	Matt Erickson	1996
3. 94	Matt Erickson	1997
94	Jeremy Jackson	1997
94	Jim Kremers	1987
6. 93	Jeff King	1985
7. 92	Ryan Lundquist	1997
8. 91	Andy Skeels	1987
91	Ralph Kraus	1986
91	Dave Patterson	1986

SINGLES

1B	Player	Year
1. 78	Zack Cox	2010
2. 68	Matt Erickson	1996
3. 67	Tom Pagnozzi	1983
4. 66	Scott Pose	1989
66	Dave Patterson	1986
66	Dave Patterson	1985
7. 64	Jason McConnell	1996
8. 62	Tim Carver	2012
9. 60	Casey Martin	2018
60	Casey Rowlett	2004
60	Matt Erickson	1997
60	Kenderick Moore	1995
60	Kirk Piskor	1990
60	Greg D'Alexander	1989

DOUBLES

2B	Player	Year
1. 28	Jim Kremers	1987
2. 27	Eric Hinske	1998
27	Matt Erickson	1997
27	Ralph Kraus	1986
5. 26	Jeff King	1985
6. 25	Trevor Ezell	2019
25	Andrew Wishy	2003
25	Andy Skeels	1987
9. 24	Dominic Fletcher	2019
24	Rodney Nye	1998
24	Matt Erickson	1996
24	Kelly Zane	1987

TRIPLES

3B	Player	Year
1. 12	Troy Eklund	1989
12	Johnny Ray	1979
3. 9	Bob Hughes	1994
4. 8	Kirk McConnell	2002
8	Jeremy Jackson	1997
8	Scott Loseke	1983
8	Kevin McReynolds	1979
8	Stan Ley	1971
8	David Marshall	1971
10. 7	Jason McConnell	1996
7	Ty Bilderback	1994
7	Andy Skeels	1987
7	Ralph Kraus	1986
7	Norm Roberts	1985
7	Chris Shaddy	1981

HOME RUNS

HR	Player	Year
1. 24	Ryan Lundquist	1997
2. 22	Brett Eibner	2010
22	Danny Hamblin	2007
4. 20	Andrew Benintendi	2015
20	Chad Spanberger	2017
20	Rodney Nye	1999
7. 19	Andy Wilkins	2009
19	Ryan Fox	2003
9. 18	Andy Skeels	1987
10. 17	Heston Kjerstad	2019
17	Danny Hamblin	2006
17	Michael Conner	2002
17	Eric Hinske	1997
17	Jeff King	1986
17	Jeff King	1985
17	Kevin McReynolds	1980

SLUGGING PCT (MIN. 150 AB)

SLG	Player	Year
1. .819	Ryan Lundquist	1997
2. .802	Jeff King	1986
3. .763	Andy Skeels	1987
4. .734	Ralph Kraus	1986
5. .723	Kevin McReynolds	1980
6. .718	Brett Eibner	2010
7. .717	Andrew Benintendi	2015
8. .701	Jeremy Jackson	1997
.701	Jeff King	1985
10. .689	Greg D'Alexander	1990

RUNS

Runs	Player	Year
1. 87	Eric Hinske	1997
2. 86	Matt Erickson	1997
3. 83	Ryan Lundquist	1997
4. 78	Jason McConnell	1996
5. 76	Joe Jester	1999
6. 72	Trevor Ezell	2019
72	Dave Patterson	1986
8. 71	Jason McConnell	1997
71	Scott Loseke	1983
10. 70	Andy Skeels	1987

RBI

RBI	Player	Year
1. 82	Jeff King	1985
2. 78	Rodney Nye	1999
78	Ryan Lundquist	1997
4. 76	Eric Hinske	1997
76	Jim Kremers	1987
76	Andy Skeels	1987
7. 72	Jeremy Jackson	1997
8. 71	Brett Eibner	2010
71	Casey Coon	2007
71	Eric Hinske	1998

TOTAL BASES

TB	Player	Year
1. 190	Ryan Lundquist	1997
2. 184	Andy Skeels	1987
3. 178	Jeff King	1985
4. 168	Ralph Kraus	1986
5. 167	Rodney Nye	1999
6. 162	Andrew Benintendi	2015
7. 161	Collin Kuhn	2010
8. 159	Kevin McReynolds	1980
9. 158	Jim Kremers	1987
10. 155	Casey Martin	2019
155	Brett Eibner	2010
155	Eric Hinske	1997
155	Jeremy Jackson	1997

EXTRA-BASE HITS

EBH	Player	Year
1. 50	Andy Skeels	1987
2. 48	Ryan Lundquist	1997
3. 47	Jeff King	1985
4. 46	Ralph Kraus	1986
5. 42	Jim Kremers	1987
42	Jeff King	1986
7. 40	Casey Martin	2019
8. 39	Brett Eibner	2010
39	Rodney Nye	1999
39	Rodney Nye	1998

STOLEN BASES

SB	Player	Year
1. 42	Scott Loseke	1983
2. 35	Joe Jester	1999
35	Gary Jones	1982
4. 32	Jeff Parsons	1995
5. 29	Kenderick Moore	1996
29	Allen Williams	1992
7. 28	Ty Bilderback	1995
28	Scott Pose	1989
9. 27	Jim Ward	1984
10. 26	Kenderick Moore	1995
26	Mark Johnson	1990
26	Dan Campbell	1987

WALKS

BB	Player	Year
1. 68	Scott Loseke	1983
2. 58	Gary Jones	1982
3. 57	Jeff King	1986
4. 54	Tim Thomas	1990
5. 53	Mark Burnett	1999
6. 50	Andrew Benintendi	2015
50	Jake Dugger	2004
8. 49	Chase Leavitt	2009
9. 48	Andy Wilkins	2009
48	Tim Thomas	1992

STRIKEOUTS

K	Player	Year
1. 79	Casey Martin	2019
2. 78	Christian Franklin	2021
3. 73	Brian Kirby	1999
4. 69	Danny Hamblin	2007
5. 66	Brady Slavens	2022
66	Christian Franklin	2019
7. 65	Heston Kjerstad	2019
65	Zack Cox	2009
9. 64	Brady Slavens	2021
64	Casey Martin	2018

SACRIFICE HITS

SH	Player	Year
1. 15	Joe Serrano	2013
2. 11	Jeff Houck	1992
3. 10	Tim Carver	2012
10	Jacob Morris	2012
10	Jeff Houck	1993
10	Ron Moore	1987
7. 9	Zack Gregory	2022
9	Brady Toops	2004
9	Matt Erickson	1995
9	David Williams	1971

SACRIFICE FLIES

SF	Player	Year
1. 12	Greg D'Alexander	1989
2. 9	Eric Hinske	1997
3. 8	Robert Moore	2021
8	Jacob Nesbit	2019
8	Brian Anderson	2014
8	Jack Welsh	1999
7. 7	Heston Kjerstad	2018
7	Jax Biggers	2018
7	Luke Bonfield	2017
7	Tyler Spoon	2015
7	Scott Hode	2004
7	Allen Williams	1994
7	Kyle Harris	1992
7	Jeff King	1986
7	Doyle Wilson	1985
7	Kevin McReynolds	1979

HIT BY PITCH

HBP	Player	Year
1. 25	Collin Kuhn	2010
2. 22	Joe Jester	1999
3. 21	Casey Coon	2007
4. 18	Heston Kjerstad	2018
18	Michael Bernal	2014
18	Michael Conner	2002
18	Jack Welsh	2000
7. 17	Brady Toops	2004
8. 16	Zack Gregory	2022
16	Collin Kuhn	2011
16	Jack Welsh	1998

* Current players in bold

APPEARANCES

APP	Player	Years
1.	105 Phillip Stidham	1989-91
2.	94 Kole Ramage	2018-22
3.	92 Kevin Kopps	2017-2021
4.	87 Charley Boyce	2003-06
5.	82 Rob Quarnstrom	1995-98
6.	78 Josh Merryman	2000-03
7.	77 Barrett Astin	2011-13
8.	71 Zebulon Vermillion	2018-22
	71 Josh Alberius	2014-17
	71 Brandon Moore	2011-13
	71 Wes McCrotty	1998-01

VICTORIES

Wins	Player	Years
1.	34 Scott Tabor	1979-82
2.	30 Charley Boyce	2003-06
3.	28 Nick Schmidt	2005-07
4.	26 Dennis Fletcher	1986-89
5.	25 Brian Cook	1990-93
6.	24 Blaine Knight	2016-18
	24 Matt Carnes	1995-97
8.	23 Doug Bennett	1989-91
	23 Kevin Campbell	1984-86
	23 Steve Krueger	1979-80
	23 Rich Erwin	1976-79

SAVES

Saves	Player	Years
1.	33 Phillip Stidham	1989-91
2.	27 Matt Cronin	2017-19
3.	15 Barrett Astin	2011-13
	15 Bill Bakewell	1977-79
5.	14 Tim Deitz	1983-85
6.	13 Kevin Kopps	2017-21
	13 Colby Suggs	2011-13
	13 Stephen Richards	2007-09
	13 Les Lancaster	1982-84
10.	12 Tim Peters	1986-87

COMPLETE GAMES

CG	Player	Years
1.	28 Scott Tabor	1979-82
2.	22 Steve Krueger	1979-80
3.	18 Terry Verhage	1968-71
4.	16 Kevin Campbell	1984-86
5.	15 Matt Carnes	1995-97
6.	14 Rich Erwin	1976-79
	14 Mark McClain	1976-77
	14 Larry Paulsen	1970-73
9.	13 Charlie Corbell	1982-83
10.	10 Brian Cook	1990-93
	10 Warren Hemm	1975-76

GAMES STARTED

GS	Player	Years
1.	55 Charley Boyce	2003-06
2.	52 Nick Schmidt	2005-07
3.	49 Randall Fant	2010-13
4.	46 Kevin Campbell	1984-86
	46 Scott Tabor	1979-82
6.	45 Ryne Stanek	2011-13
7.	44 Dennis Fletcher	1986-89
8.	43 Charlie Isaacson	1999-02
9.	42 Blaine Knight	2016-18
	42 Barry Lunney Jr.	1993-97
	42 Brent Birch	1990-93
	42 Brian Cook	1990-93

INNINGS PITCHED

IP	Player	Years
1.	383.1 Charley Boyce	2003-06
2.	368.0 Scott Tabor	1979-82
3.	340.1 Nick Schmidt	2005-07
4.	306.0 Matt Carnes	1995-97
5.	301.2 Kevin Campbell	1984-86
6.	278.0 Charlie Isaacson	1999-02
7.	272.2 Brent Birch	1990-93
8.	265.0 Rich Erwin	1976-79
9.	261.2 Ray Harris	1985-88
10.	260.0 Brian Cook	1990-93

STRIKEOUTS

K	Player	Years
1.	345 Nick Schmidt	2005-07
2.	301 Matt Carnes	1995-97
3.	283 David Walling	1998-99
4.	261 Scott Tabor	1979-82
5.	244 Blaine Knight	2016-18
6.	232 Kevin Kopps	2017-21
7.	229 Charley Boyce	2003-06
8.	225 Gerald Hannahs	1971-74
9.	224 Isaiah Campbell	2016-19
10.	223 Mike Oquist	1987-89

WALKS

BB	Player	Years
1.	165 Barry Lunney Jr.	1993-97
2.	164 Kevin Campbell	1984-86
3.	161 Dennis Fletcher	1986-89
4.	158 Scott Tabor	1979-82
5.	141 John Cebuhar	1987-88
6.	140 Nick Schmidt	2005-07
7.	129 Matt Carnes	1995-97
8.	122 Charlie Isaacson	1999-02
9.	119 Butch Hopkins	1967-69
10.	118 Scott Brocail	1991-94


ERA (MIN. 100 IP)

ERA	Player	Years
1.	1.62 Phillip Stidham	1989-91
2.	1.66 Steve Krueger	1979-80
3.	2.05 Jalen Beeks	2013-14
4.	2.11 Barrett Astin	2011-13
5.	2.17 Tim Lollar	1977-78
6.	2.28 Zach Jackson	2014-15
7.	2.35 David Rhodes	1977-78
8.	2.55 Ryne Stanek	2011-13
9.	2.59 Kevin Kopps	2017-21
10.	2.64 Chris Oliver	2012-14

* Current players in bold



Charley Boyce is the Razorbacks' all-time leader in innings pitched and starts.



Dominic Taccolini, Matt Cronin and Josh Alberius combined for the 13th no-hitter in school history against Auburn in the quarterfinals of the SEC Tournament on May 25, 2017. Alberius closed the game out over the final two innings after Taccolini started the game (2.0 IP) and Cronin threw the middle innings (3.0 IP).

ARKANSAS NO-HITTERS

Player	Opponent	Score	Date
*Rich Erwin	Missouri Southern	0-0	3/12/76
David Rhodes	Northeastern (Okla.) State	2-0	3/1/77
Scott Glanz	North Dakota State	10-1	3/17/82
Tim Deitz	Texas A&M	3-0	4/2/83
#Fred Faust	Southwest Baptist	21-0	3/21/84
*Steve Parker	Texas A&M	10-0	3/29/86
Dennis Fletcher, Tim Sherrill, Tim Peters	St. Louis	9-0	3/11/87
Brian Cook, Brian Dennison	Evangel	10-0	4/2/91
Todd Abbott	Vanderbilt	6-0	4/1/94
Richie Nye	Iowa State	14-0	3/1/96
*Scott Roehl	Kansas State	2-0	3/20/01
Nick Schmidt, Brian McLelland, Devin Collis	Oklahoma State	3-0	2/11/06
*Dominic Taccolini, Matt Cronin, Josh Alberius	Auburn (SEC Tournament)	12-0	5/25/17

* - 10.2 IP; # - 5.0 IP; + - 7.0 IP

APPEARANCES

APP	Player	Year
1. 36	Phillip Stidham	1991
2. 36	Phillip Stidham	1989
3. 34	Tim Deitz	1985
4. 33	Kevin Kopps	2021
33	Devin Collis	2006
33	Phillip Stidham	1990
33	Bobby Edwards	1987
8. 32	Barrett Astin	2012
32	Boyd Goodner	2004
32	Les Lancaster	1983

VICTORIES

Wins	Player	Year
1. 14	Blaine Knight	2018
2. 13	Steve Krueger	1980
13	Rich Erwin	1979
4. 12	Kevin Kopps	2021
12	Isaiah Campbell	2019
6. 11	Nick Schmidt	2007
11	Charley Boyce	2005
11	Bobby Edwards	1988
11	John Cebuhar	1987
11	Fred Farwell	1985
11	Scott Tabor	1981

SAVES

Sv	Player	Year
1. 14	Matt Cronin	2018
2. 13	Colby Suggs	2013
3. 12	Matt Cronin	2019
12	Phillip Stidham	1989
12	Tim Deitz	1985
6. 11	Kevin Kopps	2021
11	Barrett Astin	2012
11	Phillip Stidham	1990
9. 10	Phillip Stidham	1991
10. 9	Zach Jackson	2015
9	Stephen Richards	2009
9	Devin Collis	2006
9	Jason Stephens	1996

COMPLETE GAMES

CG	Player	Year
1. 11	Steve Krueger	1980
11	Steve Krueger	1979
3. 10	Scott Tabor	1981
10	Rich Erwin	1979
10	Larry Paulsen	1972
6. 8	Mark McClain	1976
7. 7	Charlie Corbell	1982
7	Warren Hemm	1976
9. 6	Eight others	

GAMES STARTED

GS	Player	Year
1. 20	DJ Baxendale	2012
2. 19	Connor Noland	2022
19	Connor Noland	2019
19	Blaine Knight	2018
19	Charley Boyce	2004
19	Clint Brannon	2004
7. 18	Isaiah Campbell	2019
18	Keaton McKinney	2015
18	Nick Schmidt	2007
18	Duke Welker	2007
18	John Cebuhar	1987
18	Kevin Campbell	1985
18	Fred Farwell	1985

INNINGS PITCHED

IP	Player	Year
1. 124.0	Nick Schmidt	2007
124.0	Rich Erwin	1979
3. 122.1	Charley Boyce	2005
4. 121.1	David Walling	1999
5. 120.2	Fred Farwell	1985
6. 118.1	Isaiah Campbell	2019
7. 117.0	Nick Schmidt	2007
117.0	Matt Carnes	1996
9. 116.2	Nick Schmidt	2006
116.2	Scott Cunningham	1994

STRIKEOUTS

K	Player	Year
1. 155	David Walling	1999
2. 145	Nick Schmidt	2006
3. 131	Kevin Kopps	2021
4. 128	Jess Todd	2007
128	David Walling	1998
6. 125	Isaiah Campbell	2019
7. 120	Trevor Stephan	2017
8. 114	Drew Smyly	2010
9. 111	Nick Schmidt	2007
111	Matt Carnes	1995

WALKS

BB	Player	Year
1. 73	John Cebuhar	1987
2. 71	Kevin Campbell	1985
3. 68	John Cebuhar	1988
4. 65	Barry Lunney Jr.	1994
5. 58	Scott Cunningham	1994
58	Dennis Fletcher	1988
7. 55	Darrel Akerfelds	1982
55	Scott Tabor	1979
9. 53	Charlie Isaacson	1999
53	Stuart Huchingson	1980

ERA (MIN. 45 IP)

ERA	Player	Year
1. 0.90	Kevin Kopps	2021
2. 0.95	Phillip Stidham	1990
3. 1.20	Phillip Stidham	1991
4. 1.39	Ryne Stanek	2013
5. 1.49	Tim Brewer	1973
6. 1.50	Boyd Goodner	2004
7. 1.58	DJ Baxendale	2011
8. 1.59	Steve Krueger	1980
9. 1.73	Steve Krueger	1979
10. 1.79	Barrett Astin	2013

* Current players in bold



Matt Cronin set the Arkansas single-season record with 14 saves during the 2018 season.

FRESHMAN RECORDS

HITTING

Games Played

69	Heston Kjerstad	2018
67	Casey Martin	2018
67	Jake Dugger	2004

Batting Average

.383	Jeff King	1984
.345	Casey Martin	2018

At Bats

262	Heston Kjerstad	2018
253	Danny Hamblin	2004
252	Casey Martin	2018

Hits

87	Casey Martin	2018
87	Heston Kjerstad	2018

Doubles

19	Danny Hamblin	2004
16	Heston Kjerstad	2018

Triples

8	Kevin McReynolds	1979
---	------------------	------

Home Runs

14	Cayden Wallace	2021
14	Heston Kjerstad	2018
13	Casey Martin	2018
13	Zack Cox	2009
12	Dominic Fletcher	2017

Runs

65	Heston Kjerstad	2018
53	Danny Hamblin	2004
53	Jeff Houck	1990
52	Cayden Wallace	2021

RBI

58	Heston Kjerstad	2018
55	Jeff King	1984

Stolen Bases

23	Jeff Houck	1990
----	------------	------

Total Bases

145	Heston Kjerstad	2018
140	Casey Martin	2018
122	Danny Hamblin	2004
120	Cayden Wallace	2021

Walks

50	Jake Dugger	2004
----	-------------	------

Strikeouts

65	Zack Cox	2009
----	----------	------

Sacrifice Hits

9	Matt Erickson	1995
---	---------------	------

Sacrifice Flies

7	Heston Kjerstad	2018
7	Kyle Harris	1992
7	Kevin McReynolds	1979

Hit by Pitch

18	Heston Kjerstad	2018
12	Ryan Lundquist	1996

PITCHING

Wins

10	Scott Tabor	1979
----	-------------	------

ERA (min: 45 IP)

1.93	Gerald Hannahs	1971
------	----------------	------

Innings Pitched

99.2	Nick Schmidt	2005
99.2	Charlie Isaacson	1999

Appearances

36	Phillip Stidham	1989
----	-----------------	------

Saves

12	Phillip Stidham	1989
----	-----------------	------

Complete Games

5	Kevin Campbell	1984
---	----------------	------

Starts

19	Connor Noland	2019
----	---------------	------

Strikeouts

111	Matt Carnes	1995
-----	-------------	------

Walks

55	Scott Tabor	1979
----	-------------	------

A || YEAR-BY-YEAR RESULTS

Year	Overall				Conference			Coach
	W	L	T	Pct.	W	L	Pct.	
1897	2	4	0	.333				None Appointed
1901	5	1	0	.833				None Appointed
1902	2	7	0	.222				None Appointed
1903	6	2	0	.750				None Appointed
1905	5	4	0	.556				None Appointed
1908	18	5	0	.783				Hugo Bezdek
1909	12	5	0	.705				Hugo Bezdek
1910	12	8	0	.600				Hugo Bezdek
1911	9	5	0	.791				Hugo Bezdek
1912	7	8	0	.467				Hugo Bezdek
1913	13	6	0	.684				Hugo Bezdek
1914	14	5	0	.737				E.T. Pickering
1915	19	7	0	.731				E.T. Pickering
1916	10	5	0	.667				T.T. McConnell
1919	5	3	0	.625				Claude Watts
1920	3	3	0	.500				Claude Watts
1922	0	6	0	.000	0	6	.000	Norman Coyle
1923	5	11	0	.313	2	5	.286	Francis Schmidt
1924	3	11	0	.214	0	8	.000	Francis Schmidt
1925	5	11	0	.313	1	11	.083	Francis Schmidt
1926	4	13	0	.235	1	10	.091	Francis Schmidt
1927	8	5	0	.615				Francis Schmidt
1928	7	6	0	.538				Francis Schmidt
1929	6	7	0	.461				Francis Schmidt
(Baseball discontinued 1930-46)								
1947	4	8	0	.333				Deke Brackett
1948	12	9	0	.571				Deke Brackett
1949	7	5	0	.538				Deke Brackett
1950	6	6	0	.500				Bill Ferrell
1951	10	7	0	.588				Bill Ferrell
1952	6	9	0	.400				Bill Ferrell
1953	7	11	0	.388				Bill Ferrell
1954	5	16	0	.238				Bill Ferrell
1955	11	11	0	.500				Bill Ferrell
1956	14	6	0	.700				Bill Ferrell
1957	6	7	0	.462				Bill Ferrell
1958	8	10	0	.444				Bill Ferrell
1959	6	8	0	.429				Bill Ferrell
1960	14	9	0	.609				Bill Ferrell
1961	9	8	0	.529				Bill Ferrell
1962	13	7	0	.650				Bill Ferrell
1963	13	10	0	.565				Bill Ferrell
1964	8	10	0	.444				Bill Ferrell
1965	3	14	0	.176				Bill Ferrell
1966	4	16	0	.200				Wayne Robbins
1967	15	14	0	.517				Wayne Robbins
1968	13	11	0	.541				Wayne Robbins
1969	18	10	0	.643				Wayne Robbins
1970	19	13	0	.594				Norm DeBriyn
1971	23	18	1	.560				Norm DeBriyn
1972	16	16	0	.500				Norm DeBriyn
1973	23	7	1	.758				Norm DeBriyn
1974	22	21	0	.512	9	15	.375	Norm DeBriyn
1975	20	22	0	.476	8	14	.364	Norm DeBriyn
1976	31	15	1	.670	12	12	.500	Norm DeBriyn
1977	33	18	0	.647	14	10	.583	Norm DeBriyn
1978	31	13	0	.705	18	6	.750	Norm DeBriyn
1979	49	15	0	.766	19	5	.792	Norm DeBriyn
1980	44	22	0	.667	15	8	.652	Norm DeBriyn
1981	31	21	0	.596	12	9	.571	Norm DeBriyn
1982	40	15	2	.719	13	8	.619	Norm DeBriyn
1983	44	21	0	.677	13	8	.619	Norm DeBriyn
1984	40	16	0	.714	12	9	.571	Norm DeBriyn
1985	51	15	0	.773	13	7	.650	Norm DeBriyn
1986	43	17	0	.717	15	6	.714	Norm DeBriyn
1987	51	16	1	.757	17	4	.810	Norm DeBriyn
1988	39	23	0	.629	12	9	.571	Norm DeBriyn
1989	51	16	0	.761	17	4	.810	Norm DeBriyn
1990	47	15	0	.758	16	5	.762	Norm DeBriyn
1991	40	22	0	.645	10	11	.476	Norm DeBriyn
1992	31	26	0	.544	10	13	.436	Norm DeBriyn
1993	33	26	0	.559	11	16	.407	Norm DeBriyn

Year	Overall				Conference			Coach
	W	L	T	Pct.	W	L	Pct.	
1994	30	27	0	.526	13	13	.500	Norm DeBriyn
1995	38	23	0	.623	13	15	.448	Norm DeBriyn
1996	39	20	0	.661	15	15	.500	Norm DeBriyn
1997	36	20	0	.643	15	14	.517	Norm DeBriyn
1998	38	21	0	.644	13	14	.481	Norm DeBriyn
1999	42	23	0	.646	22	8	.733	Norm DeBriyn
2000	24	30	0	.444	8	20	.286	Norm DeBriyn
2001	27	29	0	.482	11	19	.367	Norm DeBriyn
2002	35	28	0	.556	13	14	.481	Norm DeBriyn
2003	35	22	0	.614	14	16	.467	Dave Van Horn
2004	45	24	0	.652	19	11	.633	Dave Van Horn
2005	39	22	0	.639	13	17	.433	Dave Van Horn
2006	39	21	0	.650	18	12	.600	Dave Van Horn
2007	43	21	0	.672	18	12	.600	Dave Van Horn
2008	34	24	0	.586	14	15	.483	Dave Van Horn
2009	41	24	0	.631	14	15	.483	Dave Van Horn
2010	43	21	0	.672	18	12	.600	Dave Van Horn
2011	40	22	0	.645	15	15	.500	Dave Van Horn
2012	46	22	0	.676	16	14	.533	Dave Van Horn
2013	39	22	0	.639	18	11	.621	Dave Van Horn
2014	40	25	0	.615	16	14	.533	Dave Van Horn
2015	40	25	0	.615	17	12	.586	Dave Van Horn
2016	26	29	0	.473	7	23	.233	Dave Van Horn
2017	45	19	0	.703	18	11	.621	Dave Van Horn
2018	48	21	0	.696	18	12	.600	Dave Van Horn
2019	46	20	0	.697	20	10	.667	Dave Van Horn
2020	11	5	0	.688	0	0	--	Dave Van Horn
2021	50	13	0	.794	22	8	.733	Dave Van Horn
2022	46	21	0	.687	18	12	.600	Dave Van Horn

Team Records - Season

All-Time Record/Seasons:	2,349-1,443-6 (.618)/10
All-Time Conference Record/Seasons:	Southeastern Conference - 457-413 (.522)/30
	Southwest Conference - 249-190 (.567)/23
	Total Conference Record - 706-603 (.537)/53

Razorback All-Time Head Coaching Records

Coach	W	L	T	Pct.	Tenure (Yrs.)
None	20	18	0	.527	1897-1905 (9)
Hugo Bezdek	81	37	0	.704	1908-13 (6)
E.T. Pickering	23	12	0	.657	1914-15 (2)
T.T. McConnell	10	5	0	.667	1916 (1)
Claude Watts	8	6	0	.571	1919-20 (2)
Norman Coyle	0	6	0	.000	1922 (0)
Francis Schmidt	38	64	0	.373	1923-29 (7)
Deke Brackett	23	22	0	.511	1947-49 (3)
Bill Ferrell	139	149	0	.483	1950-65 (16)
Wayne Robbins	50	51	0	.495	1966-69 (4)
Norm DeBriyn	1,161	650	6	.640	1970-2002 (33)
Dave Van Horn	796	423	0	.650	2003-Present (20)
Totals	2,349	1,443	6	.618	



SEC legend Norm DeBriyn (1,161 wins) and current head coach Dave Van Horn (796 wins) have combined for 1,957 of Arkansas' 2,349 total wins (83.3 percent) in program history.

February					
Day	W-L	Win %	Home	Away	Neu.
1	0-0	N/A	0-0	0-0	0-0
2	1-0	1.000	0-0	1-0	0-0
3	0-1	.000	0-0	0-1	0-0
4	2-0	1.000	1-0	1-0	0-0
5	1-0	1.000	1-0	0-0	0-0
6	1-0	1.000	1-0	0-0	0-0
7	1-0	1.000	1-0	0-0	0-0
8	0-0	.000	0-0	0-0	0-0
9	2-3	.400	1-0	1-3	0-0
10	4-3	.571	1-0	2-3	1-0
11	10-1	.909	5-0	4-1	1-0
12	5-2	.714	4-0	0-2	1-0
13	7-3	.700	5-1	2-1	0-1
14	12-1	.857	9-0	2-0	1-1
15	12-3	.800	9-1	2-1	1-1
16	14-4	.778	12-1	2-2	0-1
17	17-2	.895	13-1	3-1	1-0
18	16-4	.800	12-3	2-1	2-0
19	18-5	.783	17-2	1-3	0-0
20	16-4	.800	13-2	2-0	1-2
21	20-2	.909	14-2	3-0	3-0
22	22-5	.815	20-2	1-2	1-1
23	19-5	.792	18-2	1-2	0-1
24	16-5	.762	14-4	2-1	0-0
25	24-6	.800	22-2	0-4	2-0
26	13-8	.619	11-4	1-3	1-1
27	21-8	.724	17-3	2-2	2-3
28	19-6	.760	11-0	2-2	6-4
29	7-2	.778	3-0	1-1	3-1
Totals	300-83-1	.784	235-30	38-36-1	27-17


March					
Day	W-L	Win %	Home	Away	Neu.
1	20-13	.606	12-5	3-5	5-3
2	27-9	.750	19-3	3-3	5-3
3	11-11	.500	7-4	1-3	3-4
4	22-7	.759	16-3	3-3	3-1
5	25-6	.807	21-2	4-4	0-0
6	22-10	.688	16-6	4-3	2-1
7	18-9	.667	17-2	0-5	1-2
8	23-5-1	.793	21-2-1	1-3	1-0
9	20-17	.541	18-10	2-7	0-0
10	35-6	.854	30-4	5-2	0-0
11	21-6	.778	19-3	2-3	0-0
12	19-12-1	.594	15-6-1	3-6	1-0
13	31-5	.861	27-2	4-1	0-2
14	26-10	.722	22-2	1-8	3-0
15	24-14	.632	22-6	0-7	2-1
16	31-5	.861	23-2	7-2	1-1
17	31-12	.721	20-5	7-7	4-0
18	21-12	.636	12-6	8-5	1-1
19	23-15-1	.590	14-3-1	8-10	1-2
20	23-13	.639	12-3	10-9	1-1
21	29-13	.690	19-5	10-8	0-0
22	26-13	.667	15-6	10-7	1-0
23	25-14	.641	15-3	10-11	0-0
24	17-12	.586	8-6	9-5	0-1
25	31-14	.689	25-6	5-8	1-0
26	23-14-1	.605	17-9-1	5-4	1-1
27	28-14	.683	19-5	8-3	1-6
28	22-14	.611	14-5	7-4	1-5
29	14-19	.424	10-6	4-11	0-2
30	16-16	.500	12-5	4-11	0-0
31	26-10	.722	14-6	10-4	2-0
Totals	730-350-4	.673	531-141-4	158-172	41-37

April					
Day	W-L	Win %	Home	Away	Neu.
1	22-16	.579	12-4	10-10	0-2
2	17-15	.531	7-7	10-7	0-1
3	24-11	.686	13-3	11-7	0-1
4	19-17	.528	10-10	9-7	0-0
5	26-13	.667	19-3	7-10	0-0
6	21-16	.568	16-10	5-6	0-0
7	26-7	.788	19-3	7-4	0-0
8	23-14	.622	20-9	3-5	0-0
9	24-11	.686	19-4	5-7	0-0
10	15-16	.484	9-8	6-8	0-0
11	22-12	.647	11-4	11-8	0-0
12	15-18	.455	11-4	4-14	0-0
13	25-12	.676	18-6	7-6	0-0
14	25-14	.641	19-8	5-6	1-0
15	27-11	.711	19-3	8-8	0-0
16	18-14	.563	10-5	8-9	0-0
17	24-10	.706	16-2	8-8	0-0
18	21-13	.618	13-2	8-11	0-0
19	25-14	.641	9-6	16-7	0-1
20	21-15	.583	17-4	2-11	2-0
21	20-19	.513	14-5	5-14	1-0
22	15-16	.484	3-4	12-12	0-0
23	23-17	.575	13-5	10-11	0-1
24	20-13	.606	9-7	11-4	0-2
25	15-15	.500	7-2	6-13	2-0
26	16-16	.500	9-5	6-10	1-1
27	23-15	.605	7-4	15-11	1-0
28	17-11	.607	10-4	7-6	0-1
29	22-7	.759	15-2	6-3	1-2
30	24-9	.727	17-4	7-4	0-1
Totals	635-407	.609	391-147	235-247	9-13

May					
Day	W-L	Win %	Home	Away	Neu.
1	12-14	.462	7-11	4-3	1-0
2	12-15	.444	9-9	3-6	0-0
3	13-8	.619	8-4	5-4	0-0
4	13-13	.500	10-7	3-6	0-0
5	12-8	.600	6-5	6-3	0-0
6	14-6	.700	11-3	3-3	0-0
7	12-8	.600	7-1	5-7	0-0
8	9-16	.360	5-4	4-10	0-2
9	13-8	.619	8-1	3-7	2-0
10	10-9	.526	7-3	3-5	0-1
11	12-9	.571	8-4	3-5	1-0
12	18-5	.783	7-1	10-2	1-2
13	8-14	.364	3-5	2-7	3-2
14	11-14	.440	4-5	4-7	3-2
15	14-15	.483	4-6	7-5	3-4
16	8-11	.421	0-3	6-7	2-1
17	12-5	.706	5-2	4-2	3-1
18	6-10	.375	3-2	2-7	1-1
19	10-8	.556	4-2	2-4	4-2
20	7-10	.412	2-3	1-3	4-4
21	8-9	.471	5-2	1-2	2-5
22	12-8	.600	1-2	3-1	8-5
23	8-9	.471	1-0	0-0	7-9
24	3-7	.300	0-0	0-0	3-7
25	4-8	.333	0-0	1-0	3-8
26	8-6	.571	0-0	0-1	8-5
27	5-7	.417	0-0	0-0	5-7
28	3-5	.429	1-0	0-1	2-4
29	5-3	.625	1-2	0-0	4-1
30	4-3	.571	1-0	1-0	2-3
31	7-4	.636	1-0	0-2	6-2
Totals	293-275	.516	129-87	86-110	78-78

June					
Day	W-L	Win %	Home	Away	Neu.
1	8-1	.889	3-0	0-1	5-0
2	6-4	.600	3-2	1-1	2-1
3	7-5	.583	3-2	0-0	4-3
4	8-2	.800	4-2	2-0	2-0
5	7-5	.583	4-2	1-3	2-0
6	5-6	.455	2-3	2-1	1-2
7	4-0	1.000	3-0	1-0	0-0
8	1-3	.250	1-0	0-1	0-2
9	1-3	.250	1-1	0-2	0-0
10	2-1	.667	1-1	1-0	0-0
11	5-0	1.000	3-0	2-0	0-0
12	2-2	.500	1-1	1-1	0-0
13	1-3	.250	0-1	0-1	1-1
14	0-0	.000	0-0	0-0	0-0
15	0-3	.000	0-0	0-0	0-3
16	1-0	1.000	0-0	0-0	1-0
17	2-1	.667	0-0	0-0	2-1
18	2-1	.667	0-0	0-0	2-1
19	0-2	.000	0-0	0-0	0-2
20	1-1	.500	0-0	0-0	1-1
21	1-1	.500	0-0	0-0	1-1
22	2-1	.667	0-0	0-0	2-1
23	0-1	.000	0-0	0-0	0-1
24	0-0	.000	0-0	0-0	0-0
25	0-0	.000	0-0	0-0	0-0
26	1-0	1.000	0-0	0-0	1-0
27	0-1	.000	0-0	0-0	0-1
28	0-1	.000	0-0	0-0	0-1
29	0-0	N/A	0-0	0-0	0-0
30	0-0	N/A	0-0	0-0	0-0
Totals	67-48	.583	29-15	11-11	27-22

*Bold indicates 2023 regular season game date



Chad Spanberger hit nine home runs and drove in 18 runs during May of 2017, propelling Arkansas to host an NCAA Regional.



Tim Carver got off to a red-hot start in 2012, hitting .462 in February with 12 hits, eight runs scored and nine runs batted in.



Haas Pratt caught fire in April of 2004, hitting .351 with 27 hits, nine doubles and 21 RBI to spark the Hogs' College World Series run.



Joe Serrano had a June to remember in 2012, hitting .444 with 12 hits to lead Arkansas to the College World Series.

Year	G	AB	R	H	Avg.	2B	3B	HR	RBI	TB	Slg.%	BB	HBP	SO	SB	SF	SH	E
1968	24	739	146	215	.291	41	9	8	124	290	.403	125	10	118	37	-	17	-
1969	28	841	171	252	.300	44	7	23	145	379	.451	127	-	141	38	-	-	-
1970	32	890	193	247	.278	31	13	14	142	346	.389	138	7	154	49	-	30	-
1971	41	1166	221	320	.274	53	22	17	180	468	.401	142	12	183	66	-	30	-
1972	34	963	140	242	.251	32	16	11	116	339	.352	100	7	173	33	-	25	-
1973	28	777	167	240	.309	31	7	18	140	339	.436	124	8	117	50	-	11	-
1974	43	1256	209	335	.266	49	7	27	175	456	.363	157	12	216	42	-	28	55
1975	42	1193	186	297	.249	49	16	4	143	400	.335	169	17	183	51	-	24	75
1976	47	1382	226	379	.274	55	16	21	195	529	.383	194	9	194	72	-	42	-
1977	51	1459	225	356	.244	51	14	20	194	495	.339	191	20	246	79	13	14	-
1978	44	1288	235	347	.269	52	21	22	194	507	.394	224	13	173	89	14	11	60
1979	64	1978	393	600	.303	115	40	47	351	936	.473	246	22	245	75	28	23	91
1980	66	2023	408	624	.308	107	35	57	357	972	.480	221	14	268	78	22	11	108
1981	52	1707	398	533	.312	96	25	38	351	793	.465	236	9	251	69	26	22	73
1982	57	1681	349	525	.312	69	26	21	286	709	.422	223	13	218	142	30	45	74
1983	65	2079	437	618	.297	112	38	31	367	899	.432	290	28	345	155	26	20	115
1984	56	1775	439	593	.334	100	34	45	373	896	.504	247	32	230	103	30	25	88
1985	66	2192	543	704	.321	139	34	74	470	1133	.517	361	25	356	95	24	25	90
1986	60	1988	457	613	.308	123	33	54	416	964	.485	279	25	303	77	40	26	84
1987	68	2273	575	740	.326	172	38	70	498	1198	.527	355	23	348	123	31	44	96
1988	62	2019	482	610	.302	125	29	64	417	985	.488	301	31	309	100	32	28	67
1989	67	2233	466	686	.307	142	35	38	405	1012	.453	290	32	327	115	37	30	64
1990	62	1995	437	548	.325	115	34	46	394	969	.486	309	39	276	117	19	28	75
1991	62	1979	392	547	.276	103	31	37	329	823	.416	237	45	289	73	37	34	79
1992	57	1878	399	542	.289	101	30	29	347	790	.421	280	40	331	112	29	38	64
1993	59	1917	379	548	.286	106	34	26	326	797	.416	261	32	335	115	20	35	84
1994	57	2094	420	629	.300	119	38	36	357	932	.445	234	35	400	119	25	30	110
1995	61	2110	407	642	.304	106	34	34	342	918	.435	196	49	352	133	42	45	99
1996	59	2123	477	655	.313	127	31	38	420	968	.456	252	61	323	94	21	21	109
1997	56	2118	589	723	.341	168	29	80	525	1189	.561	236	50	355	90	27	14	91
1998	59	2110	498	666	.316	142	13	71	459	1047	.496	251	68	374	64	31	25	87
1999	65	2339	529	705	.301	153	7	84	473	1124	.481	325	90	441	136	27	33	88
2000	54	1904	381	550	.289	119	12	35	332	798	.419	229	72	358	66	26	32	101
2001	56	1954	353	570	.292	105	15	45	318	840	.430	207	61	357	73	19	32	101
2002	63	2187	399	608	.278	104	15	51	354	895	.409	241	89	462	63	21	37	80
2003	57	1994	377	574	.288	125	14	53	347	886	.444	206	94	370	43	16	38	89
2004	69	2402	446	697	.290	126	11	53	389	1004	.418	304	68	451	112	34	48	111
2005	61	2119	400	643	.303	133	10	53	368	955	.451	214	74	386	108	32	33	87
2006	60	2057	380	584	.284	118	11	64	336	916	.445	272	58	454	82	19	39	90
2007	64	2203	481	634	.288	135	7	75	433	1008	.458	288	107	482	68	34	38	85
2008	58	2004	418	582	.290	106	11	77	373	941	.470	270	59	439	61	21	40	75
2009	65	2207	412	603	.273	112	13	80	373	981	.444	279	59	518	67	15	43	82
2010	64	2276	481	697	.306	130	11	92	449	1125	.494	261	93	423	73	25	23	87
2011	62	2015	324	544	.270	100	16	38	293	790	.392	198	59	441	122	29	56	76
2012	68	2247	351	608	.271	119	9	39	319	862	.384	245	62	445	68	31	48	80
2013	61	2015	298	524	.260	75	12	27	270	704	.349	242	36	378	49	27	52	87
2014	65	2101	323	552	.263	92	9	28	294	746	.355	219	85	397	56	36	54	73
2015	65	2164	387	623	.288	107	18	53	343	925	.427	273	57	418	55	31	29	63
2016	55	1870	324	515	.275	90	13	49	288	778	.416	222	39	413	40	24	26	63
2017	64	2194	422	627	.286	97	13	83	385	999	.455	258	63	463	27	24	25	55
2018	69	2347	482	695	.296	115	5	98	452	1114	.475	324	69	511	39	42	21	68
2019	66	2279	491	679	.298	142	15	88	458	1115	.489	321	56	581	81	30	27	67
2020	16	565	118	175	.310	33	2	21	111	275	.487	78	15	146	17	7	4	15
2021	63	2094	483	560	.267	100	11	109	433	1009	.482	360	70	567	44	36	10	45
2022	67	2277	472	628	.276	127	11	106	443	1095	.481	325	72	546	49	24	18	43

Numbers in **Bold** indicate school records



Rodney Nye set the then-school record for at-bats in a single season with 269 in 1999, when he hit .320 with 11 home runs.



Eric Hinske cranked 30 homers and 91 extra-base hits during his time at Arkansas, continuing his success in his 16-year MLB playing career.



Andy Wilkins hit 15 home runs in 2010 and played a large part in the Razorbacks setting a then-single season record with 92 home runs.

YEAR-BY-YEAR PITCHING ||



Year	G	W-L	Pct.	IP	H	R	ER	ERA	BB	SO	CG	SHO	SV
1967	29	15-14	.517	213.1	215	143	109	4.60	137	214	13	2	-
1968	24	13-11	.541	-	-	-	-	-	-	-	-	1	-
1969	28	18-10	.643	210.0	166	95	70	3.00	114	200	13	3	-
1970	32	19-13	.594	228.0	239	132	94	3.71	106	210	15	5	-
1971	41	23-17	.561	298.0	261	157	98	2.96	108	262	-	4	-
1972	34	16-18	.471	248.0	221	137	100	3.63	110	227	13	5	-
1973	31	23-7	.758	204.0	197	105	72	3.18	107	175	18	5	-
1974	43	22-21	.512	330.2	341	287	162	4.41	174	281	29	3	-
1975	42	20-22	.476	310.1	317	188	139	4.03	206	231	11	3	-
1976	47	31-15	.674	361.1	314	147	110	2.74	131	254	27	9	-
1977	51	33-18	.647	390.1	303	153	123	2.84	170	308	14	13	-
1978	44	31-13	.705	343.1	282	178	132	3.46	190	320	11	9	6
1979	64	49-15	.766	503.0	401	215	169	3.02	275	341	32	9	7
1980	66	44-22	.667	500.2	450	286	209	3.76	287	340	34	9	5
1981	52	31-21	.596	414.1	389	255	205	4.45	235	265	21	5	4
1982	57	40-15	.603	447.1	335	201	149	3.00	254	349	30	6	4
1983	65	44-21	.698	526.2	527	322	240	4.10	238	286	10	4	11
1984	56	40-16	.714	444.2	430	253	199	4.03	224	312	16	5	12
1985	66	51-15	.773	546.1	567	332	277	4.56	290	361	14	5	14
1986	60	43-17	.717	501.0	447	250	205	3.68	242	358	14	8	10
1987	68	51-16	.757	567.1	590	344	281	4.46	315	496	7	5	16
1988	62	39-23	.629	508.2	489	348	307	5.43	314	401	14	5	9
1989	67	51-16	.761	576.0	504	255	216	3.38	249	495	12	6	17
1990	62	47-15	.758	520.0	513	255	210	3.63	208	390	10	2	15
1991	62	40-22	.645	518.2	472	268	207	3.59	240	387	3	3	13
1992	57	31-26	.544	481.2	539	353	316	5.90	226	317	15	5	3
1993	59	33-26	.559	500.1	501	288	239	4.30	222	432	6	2	9
1994	57	30-27	.526	517.1	562	355	290	5.05	295	377	7	3	9
1995	61	38-23	.623	536.1	547	337	283	4.75	264	506	10	2	15
1996	59	39-20	.661	522.0	504	305	243	4.19	206	434	10	3	12
1997	56	36-20	.643	491.0	581	405	338	6.20	248	414	3	1	9
1998	59	38-21	.644	520.1	551	366	305	5.28	208	480	4	2	14
1999	65	42-23	.646	578.0	579	397	329	5.12	297	554	6	0	11
2000	54	24-30	.444	476.1	568	416	332	6.27	263	365	1	1	12
2001	56	27-29	.482	490.2	490	325	253	4.64	209	403	2	3	10
2002	63	35-28	.556	565.0	624	336	277	4.41	181	378	2	2	14
2003	57	35-22	.614	513.2	557	293	233	4.08	111	383	3	0	10
2004	69	45-24	.652	621.1	686	339	267	3.87	186	448	3	1	16
2005	61	39-22	.639	540.1	552	300	243	4.05	196	371	3	2	13
2006	60	39-21	.650	536.0	519	273	217	3.64	169	453	1	1	19
2007	64	43-21	.672	569.0	532	294	249	3.94	219	565	7	5	12
2008	58	34-24	.586	518.0	550	344	283	4.92	220	445	2	1	9
2009	65	41-24	.631	580.0	595	363	301	4.67	245	511	1	4	16
2010	64	43-21	.672	574.2	558	297	251	3.93	189	551	2	2	13
2011	62	40-22	.645	542.2	474	222	193	3.20	204	447	2	6	20
2012	68	46-22	.676	613.0	513	231	193	2.83	224	534	0	10	17
2013	61	39-22	.639	547.1	413	166	115	1.89	195	477	1	8	19
2014	65	40-25	.615	575.1	440	206	168	2.63	210	435	6	10	14
2015	65	40-25	.615	570.2	543	304	259	4.08	282	484	2	5	15
2016	55	26-29	.473	484.0	503	317	269	5.00	238	452	2	4	9
2017	64	45-19	.703	564.0	486	254	226	3.61	207	619	2	7	14
2018	69	48-21	.696	603.1	530	290	238	3.55	228	619	0	6	26
2019	66	46-20	.697	581.2	485	288	252	3.90	238	615	0	5	15
2020	16	11-5	.688	142.0	129	71	38	3.68	51	143	0	1	3
2021	63	50-13	.794	558.0	467	257	234	3.77	218	657	0	5	20
2022	67	46-21	.687	591.0	505	290	267	4.07	285	674	0	3	20

Numbers in **Bold** indicate school records



Cliff Lee posted a 4-3 record in 2000 with the Razorbacks and went on to win the American League Cy Young Award in 2008.



Blaine Knight went 14-0 in 2018, setting the program's single-season wins record. He was the only pitcher in the nation with a 14-0 record.



Matt Carnes recorded 301 strikeouts and 24 wins during his three-year career at Arkansas.



|| YEAR-BY-YEAR LEADERS

HITTING (Min. 2.5 AB per game)

Batting Average

Year	AVG	Player
1952	.308	Lyle Wilkerson
1953	.394	Lamar McHan
1954	.351	Francis Long
1955	.359	Joe Thomason
1956	.386	Joe Kretschmar
1957	.400	L. Drummonds
1958	.369	L. Drummonds
1959	.320	Pat Foster
1960	.341	Jerry Carilton
	.341	Pat Foster
1961	.375	Jerry Carilton
1962	.382	Jerry Carilton
1963	.371	Jim Jay
1964	.383	Mike Haynie
1965	.322	Bill Gray
1966	.292	Ronnie Tiffie
1967	.341	Fredy Washington
1968	.352	Mike Pryor
1969	.417	Bill Dorothy
1970	.342	Mike Pryor
1971	.326	David Marshall
1972	.327	Stan Ley
1973	.395	Keith Cochran
1974	.372	John Jenkins
1975	.358	Wally Erwin
1976	.350	Bill Montgomery
1977	.301	Arvis Harper
1978	.356	Tim Lollar
1979	.357	Ed Wallace
1980	.386	Kevin McReynolds
1981	.378	Billy Dees
1982	.367	Dave Van Horn
1983	.362	Tom Pagnozzi
1984	.383	Jeff King
1985	.366	Jeff King
1986	.397	Ralph Kraus
1987	.393	Jim Kremers
1988	.337	Randy Bobb
1989	.383	Scott Pose
1990	.387	Greg D'Alexander
1991	.354	Mark Johnson
1992	.335	Scott Epps
1993	.335	Allen Williams
1994	.353	Kyle Harris
1995	.371	Ty Bilderback
1996	.391	Matt Erickson
1997	.425	Jeremy Jackson
1998	.365	Eric Hinske
1999	.338	Joe Jester
2000	.356	Scott Crossett
2001	.357	Jeff Hoefler
2002	.316	Scott Bridges
2003	.332	Clay Goodwin
2004	.319	Clay Goodwin
2005	.341	Danny Hamblin
2006	.326	Craig Gentry
2007	.347	Logan Forsythe
2008	.366	Chase Leavitt
2009	.319	Andy Wilkins
2010	.429	Zack Cox
2011	.335	Dominic Ficoiello
2012	.323	Matt Reynolds
2013	.325	Brian Anderson
2014	.328	Brian Anderson
2015	.376	Andrew Benintendi
2016	.332	Carson Shaddy
2017	.338	Jax Biggers
2018	.345	Casey Martin
2019	.345	Matt Goodheart
2020	.448*	Heston Kjerstad
2021	.284	Brady Slavens
2022	.326	Chris Lanzilli

At Bats

Year	AB	Player
1967	102	Randy Marshall
1968	76	Bill Brill
1969	104	Mike Pryor
1970	98	Fred Wanger
1971	141	Stan Ley
	141	David Marshall
1972	110	Stan Ley
1973	95	Thurman Smith
1974	137	Doug Pogue
1975	134	Ralph Bradbury
1976	171	Ralph Bradbury
1977	187	Ralph Bradbury
1978	154	Johnny Ray
1979	235	Johnny Ray
1980	220	Kevin McReynolds
1981	196	Billy Dees
1982	202	Keith Longoria
1983	250	Brett Harrison
1984	196	Jeff King
1985	254	Jeff King
1986	235	Dave Patterson
1987	241	Andy Skeels
1988	215	Jim Kremers
1989	242	Greg D'Alexander
1990	247	Kirk Piskor
1991	226	Mark Johnson
1992	229	Allen Williams
1993	212	Allen Williams
1994	243	Kenderick Moore

1995	252	Kenderick Moore
1996	255	Jason McConnell
1997	251	Jason McConnell
1998	233	Eric Hinske
1999	269	Rodney Nye
2000	203	Brian Kirby
2001	202	Brian Kirby
2002	224	Michael Conner
2003	232	Haas Pratt
2004	258	Haas Pratt
2005	224	Clay Goodwin
2006	235	Danny Hamblin
2007	232	Danny Hamblin
2008	224	Tim Smalling
2009	241	Scott Lyons
2010	259	Collin Kuhn
2011	237	Bo Bigham
2012	264	Tim Carver
2013	236	Tyler Spoon
2014	241	Brian Anderson
2015	245	Tyler Spoon
2016	211	Carson Shaddy
2017	248	Luke Bonfield
2018	267	Dominic Fletcher
2019	283	Casey Martin
2020*	67	Heston Kjerstad
2021	240	Cayden Wallace
2022	275	Cayden Wallace

Runs

Year	Runs	Player
1967	31	Fredy Washington
1968	20	Fredy Washington
1969	26	Mike Pryor
1970	27	H.A. Scott
1971	38	David Marshall
1972	22	Stan Ley
1973	23	Thurman Smith
1974	27	Dennis Lundquist
1975	30	Wally Erwin
1976	31	Bill Montgomery
1977	27	Arvis Harper
	27	Tim Lollar
1978	27	Shaun Lacey
	27	Johnny Ray
1979	55	Johnny Ray
1980	57	Kevin McReynolds
1981	45	Todd Zacher
1982	65	Gary Jones
1983	71	Scott Loseke
1984	52	Brett Harrison
1985	64	Jeff King
1986	72	Dave Patterson
1987	70	Andy Skeels
1988	54	Troy Eklund
1989	62	Troy Eklund
1990	56	Kirk Piskor
1991	69	Mark Johnson
1992	50	Allen Williams
1993	59	Allen Williams
1994	58	Allen Williams
1995	61	Ty Bilderback
1996	78	Jason McConnell
1997	87	Eric Hinske
1998	65	Jack Welsh
1999	76	Joe Jester
2000	66	Jack Welsh
2001	39	Michael Conner
2002	52	Michael Conner
2003	50	Ryan Fox
2004	53	Danny Hamblin
2005	44	Danny Hamblin
2006	46	Danny Hamblin
2007	59	Danny Hamblin
2008	60	Chase Leavitt
2009	54	Ben Tschepikow
2010	67	Zack Cox
2011	44	Collin Kuhn
2012	48	Matt Reynolds
2013	47	Brian Anderson
2014	45	Andrew Benintendi
2015	62	Andrew Benintendi
2016	41	Carson Shaddy
	41	Rick Nomura
2017	54	Chad Spanberger
2018	65	Heston Kjerstad
2019	72	Trevor Ezell
2020*	21	Christian Franklin
2021	59	Robert Moore
2022	62	Cayden Wallace

Hits

Year	Hits	Player
1967	31	Fredy Washington
1968	25	Mike Pryor
1969	40	Bill Dorothy
1970	33	Fred Wanger
1971	46	David Marshall
1972	36	Stan Ley
1973	30	Keith Cochran
1974	48	John Jenkins
1975	43	Wally Erwin
1976	31	Bill Montgomery
1977	44	Arvis Harper
1978	47	Johnny Ray
1979	77	Johnny Ray
1980	85	Kevin McReynolds
1981	74	Billy Dees

1982	65	Keith Longoria
1983	88	Tom Pagnozzi
1984	75	Jeff King
1985	93	Jeff King
1986	91	Ralph Kraus
	91	Dave Patterson
1987	94	Jim Kremers
1988	70	Randy Bobb
1989	86	Greg D'Alexander
1990	89	Kirk Piskor
1991	80	Mark Johnson
1992	73	Scott Epps
	73	Allen Williams
1993	71	Allen Williams
1994	76	Bob Hughes
1995	80	Kenderick Moore
1996	97	Matt Erickson
1997	94	Matt Erickson
	94	Jeremy Jackson
1998	85	Eric Hinske
1999	89	Joe Jester
2000	67	Scott Crossett
2001	61	Jeff Hoefler
2002	64	Michael Conner
2003	72	Haas Pratt
2004	80	Haas Pratt
2005	75	Danny Hamblin
2006	68	Danny Hamblin
2007	78	Logan Forsythe
2008	65	Logan Forsythe
2009	76	Ben Tschepikow
2010	102	Zack Cox
2011	75	Dominic Ficoiello
2012	79	Tim Carver
2013	68	Brian Anderson
	68	Tyler Spoon
2014	79	Brian Anderson
2015	85	Andrew Benintendi
2016	70	Carson Shaddy
2017	73	Chad Spnaberger
2018	88	Eric Cole
2019	87	Heston Kjerstad
2020*	30	Heston Kjerstad
2021	67	Cayden Wallace
2022	83	Michael Turner

RBI

Year	RBI	Player
1967	21	Bill Brill
1968	16	Fredy Washington
1969	27	H.A. Scott
1970	30	Fred Howard
1971	29	H.A. Scott
1972	17	Stephen Ballard
1973	19	Stephen Ballard
	19	Tommy Neal
1974	28	Dennis Lundquist
1975	23	Bill Montgomery
1976	35	Bill Montgomery
1977	30	Marc Brumble
1978	28	Arvis Harper
1979	47	Johnny Ray
1980	57	Kevin McReynolds
1981	50	John Hennell
1982	39	Mike Robinson
1983	50	Tom Pagnozzi
1984	55	Jeff King
1985	82	Jeff King
1986	67	Jeff King
1987	76	Jim Kremers
	76	Andy Skeels
1988	62	Jim Kremers
1989	66	Greg D'Alexander
1990	65	Greg D'Alexander
1991	51	Mark Johnson
1992	49	Allen Williams
1993	43	Bob Hughes
1994	62	Bob Hughes
1995	55	Kit Pellow
1996	66	Kit Pellow
1997	78	Ryan Lundquist
1998	71	Eric Hinske
1999	78	Rodney Nye
2000	46	Kyle Washburn
2001	38	Kyle Washburn
2002	53	Ryan Fox
2003	50	Andrew Wishy
2004	52	Haas Pratt
2005	49	Danny Hamblin
2006	68	Danny Hamblin
2007	71	Casey Coon
2008	48	Brett Eibner
2009	58	Andy Wilkins
2010	71	Brett Eibner
2011	50	Dominic Ficoiello
2012	45	Matt Reynolds
2013	49	Tyler Spoon
2014	51	Brian Anderson
2015	57	Andrew Benintendi
2016	39	Luke Bonfield
2017	67	Chad Spanberger
2018	58	Heston Kjerstad
2019	61	Dominic Fletcher
2020*	20	Heston Kjerstad

2021	63	Brady Slavens
2022	60	Cayden Wallace

Doubles

Year	2B	Player
1967	6	Ronnie Tiffie
	6	Fredy Washington
1968	9	Bill Brill
1969	10	Fred Wanger
1970	7	H.A. Scott
	7	Fred Wanger
1971	12	Stan Ley
1972	9	Stan Ley
1973	7	Keith Cochran
1974	8	Dennis Lundquist
	8	Doug Pogue
1975	9	Dennis Lundquist
1976	13	Jeff Hemm
1977	10	Tim Lollar
1978	8	Johnny Ray
1979	17	Marc Brumble
1980	21	John Hennell
1981	18	Billy Dees
	18	John Hennell
1982	10	Mike Robinson
	10	Chris Shaddy
1983	16	Tom Pagnozzi
1984	15	Jim Ward
1985	26	Jeff King
1986	27	Ralph Kraus
1987	28	Jim Kremers
1988	20	Jim Kremers
1989	16	Troy Eklund
1990	18	Greg D'Alexander
	18	Tim Thomas
1991	21	Mark Johnson
1992	17	Allen Williams
1993	21	Allen Williams
1994	19	Bob Hughes
1995	16	Kit Pellow
1996	24	Matt Erickson
1997	27	Matt Erickson
1998	27	Eric Hinske
1999	20	Joe Jester
	20	Ryan Lundquist
2000	20	Greg Blum
2001	16	Brian Kirby
2002	14	Ryan Fox
2003	25	Andrew Wishy
2004	19	Danny Hamblin
2005	19	Danny Hamblin
2006	18	Chris Hollensworth
2007	16	Logan Forsythe
	16	Jeff Nutt
2008	15	Ben Tschepikow
2009	18	Andy Wilkins
2010	18	Collin Kuhn
2011	15	Dominic Ficoiello
2012	20	Matt Reynolds
2013	12	Brian Anderson
2014	16	Eric Fisher
2015	20	Tyler Spoon
2016	14	Rick Nomura
2017	14	Jax Biggers
	14	Grant Koch
2018	16	Heston Kjerstad
	16	Dominic Fletcher
2019	25	Trevor Ezell
2020*	6	Casey Opitz
2021	15	Christian Franklin
2022	20	Cayden Wallace

Triples

Year	3B	Player
1967	2	Ronnie Tiffie
1968	3	Randy Marshall
1969	3	H.A. Scott
1970	5	Freddy Howard
1971	8	Stan Ley
	8	David Marshall
1972	5	Stan Ley
1973	2	Tommy Neal
	2	Greg Snowden
1974	2	John Jenkins
	2	Mike Kirkland
	2	Greg Snowden
1975	6	Wally Erwin
1976	4	Ralph Bradbury
1977	5	Arvis Harper
1978	6	Arvis Harper
1979	12	Johnny Ray
1980	6	Kevin McReynolds
1981	7	Chris Shaddy
1982	6	Gary Jones
1983	8	Scott Loseke
1984	5	Norm Roberts
1985	7	Norm Roberts
1986	7	Ralph Kraus
1987	7	Andy Skeels
1988	6	Scott Pose
1989	12	Troy Eklund
1990	6	Scott Epps
1991	6	Bubba Carpenter
	6	Mark Johnson
1992	6	Allen Williams
1993	6	Allen Williams
1994	9	Bob Hughes
1995	6	Ty Bilderback



1996	7	Jason McConnell
1997	8	Jeremy Jackson
1998	3	Brent Caldwell
1999	3	Jack Welsh
2000	3	Jeff Hoefler
2001	3	Kyle Washburn
2001	2	Ryan Fox
2001	2	Kyle Washburn
2001	2	Andrew Wisby
2002	8	Kirk McConnell
2003	3	Scott Bridges
2003	3	Clay Goodwin
2004	3	Jake Dugger
2004	3	Scott Hode
2005	2	Clay Goodwin
2005	2	Casey Rowlett
2006	3	Craig Gentry
2007	2	Logan Forsythe
2007	2	Brad Secrist
2008	3	Ben Tschepikow
2009	4	Ben Tschepikow
2010	4	Collin Kuhn
2011	4	Kyle Robinson
2012	3	Derrick Bleeker
2012	3	Jacob Morris
2013	5	Brian Anderson
2014	3	Brian Anderson
2015	6	Bobby Wernes
2016	3	Jake Arledge
2017	4	Jax Biggers
2018	2	Carson Shaddy
2019	4	Jack Kenley
2019	4	Casey Martin
2020*	1	Christian Franklin
2020*	1	Casey Opitz
2021	3	Robert Moore
2021	3	Brady Slavens
2022	3	Brady Slavens

Home Runs		
Year	HR	Player
1967	4	Bill Brill
1968	3	Randy Marshall
1969	8	Mike Pryor
1970	3	Bill Dorothy
1970	3	Mark Jones
1970	3	H.A. Scott
1971	6	Greg Palka
1971	6	H.A. Scott
1972	4	Barton Rhoades
1973	4	Mike Kirkland
1974	5	John Jenkins
1975	1	James Andree
1975	1	Jeff Hemm
1975	1	Dennis Lundquist
1976	5	Bill Montgomery
1977	6	Marc Brumble
1978	6	Tim Lollar
1979	8	John Hennell
1980	8	Kevin McReynolds
1981	10	Kevin McReynolds
1982	6	Reggie Thomas
1983	6	Gary Jones
1984	8	Mike Robinson
1984	8	Jeff King
1985	8	Tony Laird
1986	17	Jeff King
1987	18	Jeff King
1988	13	Andy Skeels
1989	9	Greg D'Alexander
1990	14	Greg D'Alexander
1991	7	Kirk Piskor
1992	10	Scott Epps
1993	7	Allen Williams
1994	6	Steve Taft
1995	12	Allen Williams
1996	9	Kit Pellow
1997	24	Kenderick Moore
1998	15	Ryan Lundquist
1999	20	Rodney Nye
2000	9	Rodney Nye
2001	9	Brian Kirby
2001	9	Michael Conner
2002	17	Brian Kirby
2003	19	Michael Conner
2004	8	Ryan Fox
2004	8	Jake Dugger
2005	10	Danny Hamblin
2006	17	Danny Hamblin
2007	22	Danny Hamblin
2008	14	Aaron Murphree
2009	19	Andy Wilkins
2010	22	Brett Eibner
2011	10	Kyle Robinson
2012	7	Matt Reynolds
2013	4	Brian Anderson
2014	9	Tyler Spoon
2015	20	Eric Fisher
2016	8	Andrew Benintendi
2017	8	Carson Shaddy
2018	8	Michael Bernal
2019	8	Luke Bonfield
2020	20	Chad Spanberger
2021	14	Heston Kjerstad

14	Casey Martin
17	Heston Kjerstad
6	Heston Kjerstad
16	Robert Moore
16	Brady Slavens
16	Cayden Wallace

Stolen Bases		
Year	SB	Player
1967	6	Terry Baker
1968	12	Fredy Washington
1969	10	Mike Pryor
1970	16	David Marshall
1971	15	H.A. Scott
1972	6	Keith Cochran
1972	6	Stan Ley
1973	6	Bruce Mitchell
1973	6	Thurman Smith
1974	10	Thurman Smith
1974	9	James Andree
1975	18	Wally Erwin
1976	13	Michael Watson
1977	17	Hank Thompson
1978	24	Shaun Lacey
1979	19	Larry Wallace
1980	20	Todd Zacher
1981	20	Don Carter
1982	20	Todd Zacher
1982	35	Gary Jones
1983	42	Scott Loseke
1984	27	Jim Ward
1985	15	Mike Loggins
1986	17	Darin Hernandez
1987	26	Dan Campbell
1988	20	Scott Pose
1989	28	Scott Pose
1990	26	Mark Johnson
1991	23	Mark Johnson
1992	29	Allen Williams
1993	18	Allen Williams
1994	24	Kenderick Moore
1995	32	Jeff Parsons
1996	29	Kenderick Moore
1997	21	Jason McConnell
1998	19	Eric Hinske
1999	35	Joe Jester
2000	19	Jack Welsh
2001	13	Michael Conner
2002	13	Scott Bridges
2003	13	Scott Bridges
2004	24	Scott Bridges
2005	22	Scott Bridges
2006	16	Craig Gentry
2007	18	Logan Forsythe
2008	11	Logan Forsythe
2009	17	Ben Tschepikow
2010	17	Collin Kuhn
2011	24	Tim Carver
2012	16	Matt Reynolds
2013	8	Matt Vinson
2014	17	Andrew Benintendi
2015	24	Andrew Benintendi
2016	7	Jake Arledge
2017	7	Jake Arledge
2018	8	Casey Martin
2019	19	Trevor Ezell
2020*	6	Casey Martin
2021	11	Christian Franklin
2022	12	Cayden Wallace

PITCHING (min. 20% team games)

Victories		
Year	Wins	Player
1967	8	Butch Hopkins
1968	3	Joe Fair
1969	7	Stephan Reagan
1970	6	Jerry Blackwood
1971	6	Terry Verhage
1972	6	Bill Wyles
1973	5	Terry Verhage
1974	5	Larry Paulsen
1975	5	Tim Brewer
1976	5	Larry Paulsen
1977	5	Gerald Hannahs
1978	5	Dennis Pugh
1979	5	Warren Hemm
1980	5	Richard Miller
1981	8	Warren Hemm
1982	8	Mark McClain
1983	8	Mark McClain
1984	11	Tim Lollar
1985	13	Rich Erwin
1986	13	Steve Krueger
1987	11	Scott Tabor
1988	10	Ed Myers
1989	10	Charlie Corbell
1990	10	Kevin Campbell
1991	11	Fred Farwell
1992	11	Steve Parker
1993	11	John Cebuhar
1994	11	Bobby Edwards
1995	10	Dennis Fletcher
1996	10	Mike Oquist
1997	10	Doug Bennett
1998	6	Brian Cook
1999	6	Doug Bennett
2000	8	Scott Brocail

1993	9	Brian Cook
1994	8	Scott Cunningham
1995	9	Alan Mahaffey
1996	10	Matt Carnes
1997	7	Matt Carnes
1998	7	Lance Franks
1999	10	David Walling
2000	4	Gary Hogan Jr.
2001	4	Cliff Lee
2002	7	Scott Roehl
2003	8	Charlie Isaacson
2004	10	Scott Roehl
2005	10	Charley Boyce
2006	11	Jay Sawatski
2007	9	Charley Boyce
2008	5	Nick Schmidt
2009	9	Nick Schmidt
2010	9	Cliff Springston
2011	10	Dallas Keuchel
2012	8	Drew Smyly
2013	8	DJ Baxendale
2014	10	Ryne Stanek
2015	9	Ryne Stanek
2016	9	Chris Oliver
2017	8	Jackson Lowery
2018	5	Dominic Taccolini
2019	8	Blaine Knight
2020*	2	Blaine Knight
2021	2	Isaiah Campbell
2022	2	Connor Noland

ERA		
Year	ERA	Player
1967	3.48	John Tyra
1968	not available	not available
1969	2.08	Jerry Blackwood
1970	2.67	Freddy Howard
1971	1.79	Gerald Hannahs
1972	2.23	Larry Paulsen
1973	1.91	Tim Brewer
1974	3.16	Gerald Hannahs
1975	3.28	Richard Miller
1976	2.23	Rich Erwin
1977	1.16	Bill Bakewell
1978	1.37	Bill Bakewell
1979	1.73	Steve Krueger
1980	1.40	John Stanley
1981	2.38	Scott Tabor
1982	2.59	Scott Tabor
1983	2.88	Charlie Corbell
1984	2.36	Dera Clark
1985	2.53	Tim Dietz
1986	2.30	Steve Parker
1987	2.73	Dennis Fletcher
1988	4.42	Bobby Edwards
1989	2.68	Phillip Stidham
1990	0.95	Phillip Stidham
1991	1.20	Phillip Stidham
1992	3.08	Lyle Beckemeyer
1993	2.88	Brian Cook
1994	3.08	Scott Brocail
1995	2.20	Rob Quarnstrom
1996	2.14	Brian Rogers
1997	4.52	Lance Franks
1998	2.77	Kevin Vent
1999	3.16	Charlie Isaacson
2000	4.25	Jeremy Rankin
2001	2.32	Scott Woods
2002	2.62	Scott Woods
2003	2.67	Boyd Goodner
2004	1.50	Boyd Goodner
2005	2.80	Nick Schmidt
2006	2.77	Shaun Seibert
2007	2.69	Nick Schmidt
2008	3.90	Cliff Springston
2009	2.19	Stephen Richards
2010	2.11	Christian Kowalchuk
2011	1.58	DJ Baxendale
2012	1.38	Colby Suggs
2013	1.39	Ryne Stanek
2014	0.74	Michael Gunn
2015	2.10	Zach Jackson
2016	2.98	Blaine Knight
2017	2.00	Matt Cronin
2018	2.68	Barrett Loseke
2019	1.86	Matt Cronin
2020*	0.00	Zebulon Vermillion
2021	0.90	Kevin Kopps
2022	2.31	Zack Morris

Innings Pitched		
Year	IP	Player
1967	68.2	Butch Hopkins
1968	not available	not available
1969	66.0	Butch Hopkins
1970	76.0	Terry Verhage
1971	75.0	Terry Verhage
1972	84.2	Larry Paulsen
1973	48.0	Larry Paulsen
1974	68.1	Gerald Hannahs
1975	74.0	Richard Miller
1976	90.0	Warren Hemm
1977	76.2	Mark McClain

1978	79.1	David Rhodes
1979	124.0	Rich Erwin
1980	96.0	Steve Krueger
1981	109.2	Scott Tabor
1982	80.2	Charlie Corbell
1983	115.2	Charlie Corbell
1984	86.1	Kevin Campbell
1985	120.2	Fred Farwell
1986	101.2	Kevin Campbell
1987	115.2	John Cebuhar
1988	93.2	Bobby Edwards
1989	109.0	Mike Oquist
1990	96.0	Doug Bennett
1991	60.0	Phillip Stidham
1992	92.2	Scott Brocail
1993	97.0	Brent Birch
1994	116.1	Scott Cunningham
1995	100.0	Alan Mahaffey
1996	117.0	Matt Carnes
1997	96.1	Matt Carnes
1998	103.1	David Walling
1999	121.1	David Walling
2000	65.0	Gary Hogan Jr.
2001	82.0	Charlie Isaacson
2002	90.1	Charlie Isaacson
2003	93.1	Jarrett Gardner
2004	115.1	Charley Boyce
2005	122.1	Charley Boyce
2006	116.2	Nick Schmidt
2007	124.0	Nick Schmidt
2008	87.2	Cliff Springston
2009	108.0	Dallas Keuchel
2010	103.0	Drew Smyly
2011	85.1	DJ Baxendale
2012	107.0	DJ Baxendale
2013	97.1	Ryne Stanek
2014	94.0	Trey Killian
2015	87.0	Trey Killian
2016	87.0	Keaton McKinney
2017	72.0	Dominic Taccolini
2018	91.0	Trevor Stephan
2019	118.1	Blaine Knight
2020*	18.0	Isaiah Campbell
2021	89.2	Connor Noland
2022	116.0	Kevin Kopps

Strikeouts		Player
Year	SO	
1967	91	Butch Hopkins
1968		not available
1969	65	Butch Hopkins
1970	59	Terry Verhage
1971	55	Terry Verhage
1972	78	Larry Paulsen
1973	48	Larry Paulsen
1974	83	Gerald Hannahs
1975	75	Richard Miller
1976	66	Warren Hemm
1977	53	David Rhodes
1978	73	David Rhodes
1979	75	Rich Erwin
1980	74	Steve Krueger
1981	65	Scott Tabor
1982	76	Darrell Akerfelds
1983	51	Les Lancaster
1984	61	Kevin Campbell
1985	90	Fred Farwell
1986	72	Kevin Campbell
1987	106	John Cebuharn
1988	76	Bobby Edwards
1989	93	Mike Oquist
1990	86	Doug Bennett
1991	56	Matt Wagner
1992	63	Scott Brocail
1993	84	Brent Birch
1994	87	Scott Cunningham
1995	111	Matt Carnes
1996	105	Matt Carnes
1997	85	Matt Carnes
1998	128	David Walling
1999	155	David Walling
2000	77	Cliff Lee
2001	63	Charlie Isaacson
2002	62	Gary Hogan, Jr.
2003	59	Charley Boyce
2004	86	Jay Sawatski
2005	89	Nick Schmidt
2006	145	Nick Schmidt
2007	128	Jess Todd
2008	76	Justin Wells
2009	79	Mike Bolsinger
2010	114	Drew Smyly
2011	77	DJ Baxendale
2012	96	DJ Baxendale
2013	79	Ryne Stanek
2014	68	Jalen Beeks
2015	89	Zach Jackson
2016	66	Zach Jackson
2017	120	Trevor Stephan
2018	102	Blaine Knight
2019	125	Isaiah Campbell
2020*	19	Connor Nolan
2021	131	Kevin Kopps
2022	113	Connor Nolan



|| ARKANSAS VS. ALL OPPONENTS

Opponent	G	W	L	Win%	^UA	^OPP	Home	Away	Neu.
Abilene Christian	2	2	0	1.000	15	4	2-0	0-0	0-0
Air Force	2	1	1	.500	18	2	0-0	0-0	1-1
Alabama	98	46	52	.469	534	563	26-19	17-27	3-6
Alabama A&M	2	2	0	1.000	33	2	2-0	0-0	0-0
Albany	1	1	0	1.000	9	0	1-0	0-0	0-0
Alcorn State	3	3	0	1.000	23	6	3-0	0-0	0-0
American Christian	4	1	3	.250	3	9	1-3	0-0	0-0
Appalachian State	3	3	0	1.000	27	11	3-0	0-0	0-0
Arizona	7	3	4	.429	34	31	0-0	1-2	2-2
Arizona State	11	3	8	.273	47	64	2-0	0-5	1-3
Arkansas-Pine Bluff	5	5	0	1.000	75	9	5-0	0-0	0-0
Arkansas State	3	3	0	1.000	28	8	3-0	0-0	0-0
Army	0	0	0	-	0	0	0-0	0-0	0-0
Auburn	100	51	49	.510	613	597	26-19	20-25	5-5
Baker	8	7	1	.875	65	18	7-1	0-0	0-0
Ball State	3	2	1	.667	21	10	2-1	0-0	0-0
Baylor	67	38	29	.567	388	320	22-7	14-19	2-3
Belhaven	3	2	1	.667	10	11	0-0	2-1	0-0
Benedictine	1	1	0	1.000	9	0	1-0	0-0	0-0
Binghamton	3	3	0	1.000	15	3	3-0	0-0	0-0
Bryant	5	4	1	.800	40	21	3-0	0-0	1-1
Bucknell	5	5	0	1.000	69	14	3-0	0-0	2-0
Buena Vista	22	14	8	.636	149	111	13-8	0-0	1-0
BYU	3	2	1	.667	18	7	2-0	0-0	0-1
California	9	4	5	.444	45	46	2-1	2-3	0-1
Cal Poly	1	0	1	.000	3	4	0-0	0-0	0-1
Cal State Fullerton	4	1	3	.250	26	27	0-0	0-0	1-3
Cal State Northridge	3	3	0	1.000	22	12	3-0	0-0	0-0
Carthage*	2	1	0	.750	10	3	1-0	0-0	0-0
Centenary	40	32	8	.800	363	181	20-4	12-4	0-0
Central Connecticut St.	1	1	0	1.000	11	5	1-0	0-0	0-0
Central Michigan	5	5	0	1.000	30	12	5-0	0-0	0-0
Central Missouri	9	9	0	1.000	89	38	9-0	0-0	0-0
Central Oklahoma	1	1	0	1.000	6	2	1-0	0-0	0-0
Charlotte	4	2	2	.500	25	14	1-0	0-1	1-1
Clemson	6	3	3	.500	34	40	0-1	1-2	2-0
Coastal Carolina	3	1	2	.333	16	22	1-2	0-0	0-0
Colorado	2	2	0	1.000	25	4	2-0	0-0	0-0
Creighton	15	10	5	.667	78	46	5-1	5-4	0-0
Dallas Baptist	19	12	7	.632	131	98	10-5	1-0	1-2
Dayton	2	2	0	1.000	29	1	2-0	0-0	0-0
Delaware	3	3	0	1.000	22	15	1-0	0-0	2-0
Delaware State	3	3	0	1.000	24	2	3-0	0-0	0-0
Delta State	5	2	3	.400	27	38	0-0	2-3	0-0
Drake	6	5	1	.833	39	27	5-1	0-0	0-0
Eastern Illinois	34	32	2	.941	312	85	32-2	0-0	0-0
Eastern Kentucky	1	1	0	1.000	20	13	0-0	0-0	1-0
Eastern Michigan	15	14	1	.933	104	48	7-0	0-0	7-1
East Texas Baptist	2	0	2	.000	1	6	0-0	0-2	0-0
Eckerd	1	1	0	1.000	8	2	0-0	0-0	1-0
Emporia State	13	8	5	.615	109	91	5-1	2-4	1-0
Evangel	20	20	0	1.000	166	33	12-0	8-0	0-0
Evansville	11	9	2	.818	78	42	9-2	0-0	0-0
Florida	71	36	35	.507	397	355	16-11	13-20	7-4
Florida Southern	3	2	1	.667	21	9	0-0	2-1	0-0
Florida State	6	5	1	.833	34	24	2-0	3-0	0-1
Fordham	1	0	1	.000	5	8	0-0	0-0	0-1
Fresno State	1	1	0	1.000	6	4	0-0	1-0	0-0
George Mason	2	2	0	1.000	17	10	0-0	0-0	2-0
George Washington	3	3	0	1.000	25	14	0-0	0-0	3-0
Georgia	62	37	25	.597	406	300	22-8	13-15	2-2
Georgia Tech	3	1	2	.333	9	10	0-0	0-0	1-2
Gonzaga	12	7	5	.583	61	65	6-3	0-1	1-1
Grambling	9	9	0	1.000	99	29	9-0	0-0	0-0
Grand Canyon	5	5	0	1.000	40	14	4-0	0-0	1-0
Hawaii	8	4	4	.500	51	46	0-0	4-4	0-0
Hawaii Pacific	4	3	1	.750	31	19	0-0	3-1	0-0
Houston	65	38	27	.585	383	315	17-7	14-16	7-4
Illinois	3	3	0	1.000	33	12	2-0	0-0	1-0
Illinois State	10	7	3	.700	84	47	7-3	0-0	0-0
Indiana	3	2	1	.666	13	18	1-0	0-0	1-1
Indiana State	15	11	4	.733	89	68	9-3	2-1	0-0
Iowa	2	2	0	1.000	33	10	1-0	0-0	1-0
Iowa State	11	11	0	1.000	116	34	11-0	0-0	0-0
Kansas	48	36	12	.750	352	215	33-9	3-3	0-0
Kansas State	50	30	20	.600	347	243	28-14	0-5	2-1
Kent State	4	3	1	.750	30	17	2-1	0-0	1-0
Kentucky	73	47	26	.644	511	390	26-10	19-14	2-2
Lamar	8	5	3	.625	57	46	5-1	0-0	0-2
Le Moyne	3	2	1	.667	15	13	1-0	0-0	1-1
Liberty	1	1	0	1.000	3	2	0-0	0-0	1-0
Lipscomb	0	0	0	-	0	0	0-0	0-0	0-0
Lincoln	2	2	0	1.000	18	2	2-0	0-0	0-0
Little Rock	4	3	1	.750	40	30	3-1	0-0	0-0
Long Beach State	13	6	7	.461	73	83	4-3	2-4	0-0
Louisiana College	1	0	1	.000	5	12	0-0	0-1	0-0
Louisiana	6	2	4	.333	28	36	1-0	0-2	1-2
Louisiana Tech	34	27	7	.794	268	143	13-2	9-4	5-1
Loyola (La.)	2	0	2	.000	11	20	0-0	0-2	0-0
Loyola Marymount	4	2	2	.500	18	25	2-1	0-0	0-1
LSU	114	39	75	.341	564	763	21-25	14-37	4-13
Lubbock Christian	4	4	0	1.000	47	9	4-0	0-0	0-0
Luther	4	4	0	1.000	34	9	4-0	0-0	0-0
Maine	1	1	0	1.000	14	0	0-0	0-0	1-0
Maryland	1	0	1	.000	6	13	0-0	0-0	0-0
Memphis*	42	28	13	.679	240	176	15-4	12-7	1-2
Miami (FL)	5	0	5	.000	8	23	0-0	0-3	0-2
Miami (OH)	6	6	0	1.000	23	13	5-0	0-0	1-0
Mankato State	4	3	1	.750	11	11	3-1	0-0	0-0
McNeese State	9	6	3	.667	53	42	4-3	2-0	0-0
Middle Tennessee	1	1	0	1.000	10	7	0-0	0-0	1-0
Minnesota	10	7	3	.700	59	53	4-0	2-2	1-1
Mississippi College	4	2	2	.500	20	10	0-0	2-2	0-0
Mississippi State	111	54	57	.487	656	646	27-19	19-29	8-9
Miss. Valley State	10	10	0	1.000	104	10	8-0	0-0	2-0
Missouri	38	23	15	.605	217	242	11-4	11-7	1-4
Missouri Southern*	46	44	1	.967	471	145	43-0	1-1	0-0
Missouri State	82	55	27	.671	537	390	36-14	19-12	0-1
Missouri-St. Louis	2	2	0	1.000	25	4	2-0	0-0	0-0
Missouri Valley	1	1	0	1.000	7	1	1-0	0-0	0-0
Missouri Western	18	17	1	.944	157	37	17-1	0-0	0-0
Morningside	2	1	1	.500	41	17	1-1	0-0	0-0
Murray State	5	5	0	1.000	36	17	5-0	0-0	0-0
Navy	2	2	0	1.000	14	5	0-0	0-0	2-0
Nebraska	24	12	12	.500	125	120	10-8	1-3	1-1

Opponent	G	W	L	Win%	^UA	^OPP	Home	Away	Neu.
Nebraska-Kearney	2	1	1	.500	5	4	1-1	0-0	0-0
Nevada	1	1	0	1.000	10	2	1-0	0-0	0-0
NJIT	1	1	0	1.00	13	8	1-0	0-0	0-0
New Mexico	8	6	2	.750	43	25	3-1	0-0	3-1
New Mexico State	2	2	0	1.000	16	7	0-0	1-0	1-0
New Orleans	5	3	2	.600	30	18	3-0	0-1	0-1
Nicholls State	1	0	1	.000	3	5	0-0	0-1	0-0
North Carolina	3	3	0	1.000	15	7	0-0	2-0	1-0
North Carolina State	3	1	2	.333	28	11	1-2	0-0	0-0
North Dakota	3	3	0	1.000	36	7	3-0	0-0	0-0
North Dakota State	2	2	0	1.000	20	3	2-0	0-0	0-0
Northeastern State	27	25	2	.926	219	77	25-2	0-0	0-0
Northern Colorado	8	7	1	.875	61	28	7-1	0-0	0-0
Northern Illinois	3	3	0	1.000	34	10	3-0	0-0	0-0
Northern Iowa	5	5	0	1.000	62	9	5-0	0-0	0-0
North Texas	11	11	0	1.000	110	15	11-0	0-0	0-0
Northwestern State	21	18	3	.857	161	91	10-2	5-1	3-0
Northwest Mo. State*	11	9	1	.864	79	43	9-1	0-0	0-0
Northwood Institute	1	1	0	1.000	9	1	1-0	0-0	0-0
Notre Dame	3	2	1	.667	16	13	1-0	0-0	1-1
Ohio State	1	1	0	1.000	8	6	0-0	0-0	1-0
Oklahoma	27	14	13	.519	160	137	6-3	7-9	1-1
Oklahoma Baptist	9	6	3	.667	45	40	4-2	2-1	0-0
Oklahoma Christian	1	1	0	1.000	14	4	1-0	0-0	0-0
Oklahoma City	24	23	1	.958	217	82	15-0	8-1	0-0
Oklahoma State	46	20	26	.434	282	325	9-9	9-11	2-6
Ole Miss	109	57	52	.523	636	580	26-23	23-22	8-7
Omaha	3	1	2	.333	25	18	1-2	0-0	0-0
Oral Roberts	105	70	35	.667	718	482	39-14	28-20	3-1
Oregon State	5	3	3	.500	16	19	0-0	0-0	3-3
Pacific	1	0	1	.000	3	4	0-0	0-0	0-1
Pacific Lutheran	1	1	0	1.000	8	1	0-0	0-0	1-0
Penn State	1	1	0	1.000	2	1	0-0	0-0	1-0
Pepperdine	2	1	1	.500	8	8	0-0	0-0	1-1
Pittsburg State	15	15	0	1.000	111	27	11-0	4-0	0-0
Princeton	1	1	0	1.000	6	2	1-0	0-0	0-0
Rice*	61	42	18	.697	337	220	23-4-1	16-11	3-3
Rhode Island	3	2	1	.667	8	7	2-1	0-0	0-0
Saint Louis	9	9	0	1.000	127	46	8-0	1-0	0-0
Sam Houston State	2	2	0	1.000	10	5	0-0	0-0	2-0
San Diego	1	0	1	.000	6	7	0-0	0-1	0-0
San Diego State	10	9	1	.900	59	27	4-0	4-1	1-0
San Francisco	1	0	1	.000	1	2	0-0	0-0	0-1
San Jose State	2	2	0	1.000	19	12	0-0	2-0	0-0
Santa Clara	1	1	0	1.000	10	3	0-0	0-0	1-0
School of the Ozarks	9	8	1	.889	81	24	8-1	0-0	0-0
Siena	3	3	0	1.000	41	11	3-0	0-0	0-0
SMU	26	22	4	.846	135	71	11-0	11-4	0-0
South Alabama	8	5	3	.625	57	32	3-3	2-0	0-0
South Carolina	79	44	35	.557	459	440	22-12	16-17	6-6
South Dakota	6	6	0	1.000	48	6	6-0	0-0	0-0
South Dakota State	4	3	1	.750	56	10	3-1	0-0	0-0
SE Missouri State	15	10	5	.667	100	67	10-5	0-0	0-0
Southeastern Louisiana	3	2	1	.667	18	10	2-1	0-0	0-0
SE Oklahoma State	2	6	0	1.000	78	41	6-0	0-0	0-0
Southern California	7	4	3	.571	35	39	2-1	2-1	0-1
Southern Illinois	9	3	6	.333	28	54	3-6	0-0	0-0
SIU-Edwardsville	2	1	1	.500	9	8	1-1	0-0	0-0
Southern Miss	13	5	8	.385	73	89	3-1	2-7	0-0
Southwest Baptist	18	18	0	1.000	244	45	18-0	0-0	0-0
SW Oklahoma State	4	1	3	.250	15	21	1-3	0-0	0-0
Stanford	6	2	4	.333	31	28	0-0	0-1	2-3
St. Cloud State*	3	2	0	.833	34	30	2-0-1	0-0	0-0
St. Edwards	2	1	1	.500	15	14	0-0	0-1	1-0
Stephen F. Austin	7	7	0	1.000	66	21	6-0	0-0	1-0
St. John's	4	4	0	1.000	38	18	3-0	0-0	1-0
St. Mary's (Texas)	4	2	2	.500	13	8	0-0	2-2	0-0
St. Olaf	2	2	0	1.000	15	3	2-0	0-0	0-0
Stony Brook	3	3	0	1.000	22	11	3-0	0-0	0-0
Tennessee	67	39	28	.582	439	358	19-10	16-17	4-1
TCU	67	48	19	.716	427	322	27-2	19-17	2-0
Texas	89	33	56	.371	394	574	14-15	14-29	5-12
Texas A&M	92	46	46	.500	477	459	21-21	22-23	3-2
Texas-Arlington	8	7	1	.875	53	20	0-0	4-1	3-0
Texas Lutheran	3	1	2	.333	12	14	0-0	1-1	0-1
Texas-Pan American	20	5	15	.250	71	100	1-0	4-11	0-4
Texas-San Antonio	13	10	3	.769	103	53	4-1	6-2	0-0
Texas State	1	1	0	1.000	6	5	1-0	0-0	0-0
Texas Tech	62	47	15	.758	504	326	22-6	20-7	5-2
Texas Wesleyan	7	6	1	.857	60	34	6-1	0-0	0-0
Trinity	4	2	2	.500	21	36	0-0	2-1	0-1
Troy	6	5	1	.833	64	31	3-0	2-1	0-0
Truman State	2	2	0	1.000	28	13	1-0	0-0	1-0
Tulane	3	2	1	.666	13	3	0-0	1-1	1-0
Tulsa	41	20	21	.488	221	211	13-7	7-14	0-0
UCA	3	3	0	1.000	44	18	2-0	0-0	1-0
UCF	1	0	1	.000	5	9	0-0	0-0	0-1
UCLA	2	0	2	.000	7	11	0-2	0-0	0-0
UIC	12	11	1	.917	100	52	11-1	0-0	0-0
ULM	19	12	7	.632	128	93	7-1	5-5	0-1
Union	4	1	3	.250	11	18	1-1	0-2	0-0
UNLV	5	1	4	.250	30	36	1-1	0-3	0-0
Upper Iowa	3	2	1	.667	16	17	2-1	0-0	0-0
Utah	3	3	0	1.000	18	7	3-0	0-0	0-0
Ut Martin	1	1	0	1.000	6	2	1-0	0-0	0-0
Valparaiso	4	3	1	.750	27	19	3-1	0-0	0-0
Vanderbilt	65	34	31	.523	374	354	19-13	14-13	1-5
Villanova	3	3	0	1.000	41	7	3-0	0-0	0-0
Virginia	4	1	3	.250	9	20	0-0	0-2	1-1
Washington	1	0	1	.000	2	5	0-0	0-0	0-1
Washington State	10	7	3	.700	55	48	5-2	0-0	2-1
Western Illinois	12	11	1	.917	94	36	11-1	0-0	0-0
Western Kentucky	2	2	0	1.000	13	5	2-0	0-0	0-0
Western Michigan	9	7	2	.778	99	54	2-0	0-0	5-2
West Texas State	2	0	2	.000	7	9	0-0	0-0	0-2
West Virginia	1	1	0	1.000	7	2	0-0	0-0	1-0
Wichita State	43	21	22	.488	214	227	13-2	7-17	1-3
William Carey	1	0	1	.000	0	1	0-0	0-1	0-0
William Jewell	13	10	3	.769	79	37	10-3	0-0	0-0
Wisconsin	9	8	1	.889	72	12	7-1	0-0	1-0
Wisconsin-Milwaukee	9	9	0	1.000	103	32	9-0	0-0	0-0
Wisconsin-Osh Kosh	10	9	1	.900	88	31	9-1	0-0	0-0
Wright State	3	3	0	1.000	21	11	3-0	0-0	0-0
Yankton	5	5	0	1.000	26	11	5-0	0-0	0-0



ABILENE CHRISTIAN

Overall Series Record: 2-0
Record in Fayetteville, Ark.: 2-0

DATE	SITE	W/L	SCORE
4/6/71	Fayetteville, Ark.	W	4-3
4/6/71	Fayetteville, Ark.	W	11-1

AIR FORCE

Overall Series Record: 1-1
Record at Neutral Sites: 1-1

DATE	SITE	W/L	SCORE
3/26/68	San Antonio, Texas	L	1-0
2/15/02	Arlington, Texas	W	18-1

ALABAMA

Overall Series Record: 46-52
Record in Fayetteville, Ark.: 26-19
Record in Tuscaloosa, Ala.: 17-27
Record at Neutral Sites: 3-6

DATE	SITE	W/L	SCORE
5/2/92	Fayetteville, Ark.	L	11-2
5/2/92	Fayetteville, Ark.	L	4-3
5/3/92	Fayetteville, Ark.	W	7-3
5/8/93	Tuscaloosa, Ala.	L	4-2
5/8/93	Tuscaloosa, Ala.	W	8-1
5/9/93	Tuscaloosa, Ala.	L	10-1
5/6/94	Fayetteville, Ark.	W	6-5
5/7/94	Fayetteville, Ark.	W	14-6
5/8/94	Fayetteville, Ark.	W	7-3
5/5/95	Tuscaloosa, Ala.	W	12-4
5/6/95	Tuscaloosa, Ala.	W	9-3
5/7/95	Tuscaloosa, Ala.	L	7-4
5/19/95	Starkville, Miss.!	W	5-2
5/20/95	Starkville, Miss.!	L	8-7
5/3/96	Fayetteville, Ark.	W	9-3
5/4/96	Fayetteville, Ark.	L	7-3
5/5/96	Fayetteville, Ark.	L	3-2
4/25/97	Tuscaloosa, Ala.	L	11-10
4/26/97	Tuscaloosa, Ala.	L	13-2
4/3/98	Fayetteville, Ark.	W	11-8
4/4/98	Fayetteville, Ark.	L	9-1
4/5/98	Fayetteville, Ark.	L	5-3
4/23/99	Tuscaloosa, Ala.	L	8-3
4/24/99	Tuscaloosa, Ala.	L	15-8
4/25/99	Tuscaloosa, Ala.	L	9-8
5/23/99	Hoover, Ala.!	L	9-3
4/14/00	Fayetteville, Ark.	L	6-5
4/15/00	Fayetteville, Ark.	L	8-7
4/16/00	Fayetteville, Ark.	L	9-8
5/11/01	Tuscaloosa, Ala.	L	11-6
5/12/01	Tuscaloosa, Ala.	L	10-9
5/13/01	Tuscaloosa, Ala.	L	8-6
3/22/02	Fayetteville, Ark.	L	9-5
3/23/02	Fayetteville, Ark.	W	10-0
3/24/02	Fayetteville, Ark.	L	4-1
4/25/03	Tuscaloosa, Ala.	L	10-2
4/26/03	Tuscaloosa, Ala.	L	6-3
4/27/03	Tuscaloosa, Ala.	L	14-2
4/2/04	Fayetteville, Ark.	L	6-3
4/3/04	Fayetteville, Ark.	W	7-2
4/4/04	Fayetteville, Ark.	W	11-6
5/13/05	Tuscaloosa, Ala.	W	5-4
5/14/05	Tuscaloosa, Ala.	L	5-2
5/15/05	Tuscaloosa, Ala.	W	3-2
5/26/05	Hoover, Ala.!	L	5-4
5/5/06	Fayetteville, Ark.	W	4-3 (11)
5/6/06	Fayetteville, Ark.	W	13-6
5/7/06	Fayetteville, Ark.	W	5-3
5/25/06	Hoover, Ala.!	L	4-3
5/11/07	Tuscaloosa, Ala.	L	10-0
5/12/07	Tuscaloosa, Ala.	W	12-5
5/13/07	Tuscaloosa, Ala.	L	9-5
5/23/07	Hoover, Ala.!	W	6-0
5/2/08	Fayetteville, Ark.	L	11-7
5/3/08	Fayetteville, Ark.	L	11-6
5/4/08	Fayetteville, Ark.	W	5-4
5/8/09	Tuscaloosa, Ala.	L	2-1
5/9/09	Tuscaloosa, Ala.	L	8-6
5/10/09	Tuscaloosa, Ala.	L	6-5
3/26/10	Fayetteville, Ark.	W	9-8
3/27/10	Fayetteville, Ark.	W	4-3
3/28/10	Fayetteville, Ark.	W	10-5
4/1/11	Tuscaloosa, Ala.	L	5-3
4/2/11	Tuscaloosa, Ala.	L	5-3
4/3/11	Tuscaloosa, Ala.	W	4-3
5/25/11	Hoover, Ala.!	L	7-4
5/27/11	Hoover, Ala.!	W	4-1

3/16/12	Fayetteville, Ark.	W	4-3 (12)
3/17/12	Fayetteville, Ark.	W	8-4
3/18/12	Fayetteville, Ark.	W	7-4
4/4/13	Tuscaloosa, Ala.	W	3-1
4/5/13	Tuscaloosa, Ala.	W	6-0
4/6/13	Tuscaloosa, Ala.	L	5-0
3/21/14	Fayetteville, Ark.	L	17-9
3/22/14	Fayetteville, Ark.	W	2-1
3/23/14	Fayetteville, Ark.	W	1-0
4/30/15	Tuscaloosa, Ala.	W	5-1
5/1/15	Tuscaloosa, Ala.	W	8-4
5/2/15	Tuscaloosa, Ala.	W	4-0
5/13/16	Fayetteville, Ark.	L	8-6
5/14/16	Fayetteville, Ark.	L	10-4
5/15/16	Fayetteville, Ark.	L	7-4
3/31/17	Tuscaloosa, Ala.	W	7-1
4/1/17	Tuscaloosa, Ala.	L	7-1
4/2/17	Tuscaloosa, Ala.	W	8-5
4/27/18	Fayetteville, Ark.	W	7-3
4/28/18	Fayetteville, Ark.	W	7-4
4/29/18	Fayetteville, Ark.	W	9-7
3/22/19	Tuscaloosa, Ala.	W	12-3
3/23/19	Tuscaloosa, Ala.	L	10-0
3/24/19	Tuscaloosa, Ala.	W	10-2
3/19/21	Fayetteville, Ark.	L	16-1
3/20/21	Fayetteville, Ark.	W	9-1
3/21/21	Fayetteville, Ark.	W	3-1
5/19/22	Tuscaloosa, Ala.	W	7-3
5/20/22	Tuscaloosa, Ala.	L	8-6
5/21/22	Tuscaloosa, Ala.	L	18-5
5/20/22	Hoover, Ala.!	L	4-3

ALABAMA A&M

Overall Series Record: 2-0
Record in Fayetteville, Ark.: 2-0

DATE	SITE	W/L	SCORE
3/12/13	Fayetteville, Ark.	W	20-2
3/13/13	Fayetteville, Ark.	W	13-0

ALBANY

Overall Series Record: 1-0
Record in Fayetteville, Ark.: 1-0

DATE	SITE	W/L	SCORE
6/1/07	Fayetteville, Ark.+	W	9-0

ALCORN STATE

Overall Series Record: 3-0
Record in Fayetteville, Ark.: 3-0

DATE	SITE	W/L	SCORE
4/16/08	Fayetteville, Ark.	W	9-1
3/14/17	Fayetteville, Ark.	W	3-2
3/15/17	Fayetteville, Ark.	W	11-3

AMERICAN CHRISTIAN

Overall Series Record: 1-3
Record in Fayetteville, Ark.: 1-3

DATE	SITE	W/L	SCORE
4/21/75	Fayetteville, Ark.	L	6-0
4/21/75	Fayetteville, Ark.	L	2-1
4/27/76	Fayetteville, Ark.	W	2-0
4/27/76	Fayetteville, Ark.	L	1-0

APPALACHIAN STATE

Overall Series Record: 3-0
Record in Fayetteville, Ark.: 3-0

DATE	SITE	W/L	SCORE
2/14/14	Fayetteville, Ark.	W	12-2
2/15/14	Fayetteville, Ark.	W	7-6
2/16/14	Fayetteville, Ark.	W	8-3

ARIZONA

Overall Series Record: 3-4
Record in Tucson, Ariz.: 1-2
Record at Neutral Sites: 2-2

DATE	SITE	W/L	SCORE
6/3/79	Omaha, Neb.+	W	10-3
2/18/88	Tucson, Ariz.	L	12-11
2/19/88	Tucson, Ariz.	L	4-3
2/20/88	Tucson, Ariz.	W	7-2
6/19/04	Omaha, Neb.+	L	7-2
3/3/17	Frisco, Texas	L	3-0
2/21/18	San Diego, Calif.	W	1-0

ARIZONA STATE

Overall Series Record: 3-8
Record in Fayetteville, Ark.: 2-0
Record in Tempe, Ariz.: 0-5
Record at Neutral Sites: 1-3

DATE	SITE	W/L	SCORE
5/29/89	Waterbury, Conn.+	W	1-0
5/21/98	Wichita, Kan.+	L	8-4
3/11/08	Tempe, Ariz.	L	6-5
3/12/08	Tempe, Ariz.	L	7-4
4/7/09	Fayetteville, Ark.	W	7-3
4/8/09	Fayetteville, Ark.	W	8-7
6/12/10	Tempe, Ariz.+	L	7-6 (12)
6/13/10	Tempe, Ariz.+	L	7-5 (12)
6/5/11	Tempe, Ariz.+	L	13-4
2/28/13	Surprise, Ariz.	L	3-2
3/2/13	Surprise, Ariz.	L	3-1

ARKANSAS-PINE BLUFF

Overall Series Record: 5-0
Record in Fayetteville, Ark.: 5-0

DATE	SITE	W/L	SCORE
4/16/19	Fayetteville, Ark.	W	16-4 (7)
4/13/21	Fayetteville, Ark.	W	12-4
4/14/21	Fayetteville, Ark.	W	26-1 (7)
4/12/22	Fayetteville, Ark.	W	15-0 (7)
4/12/22	Fayetteville, Ark.	W	6-0 (7)

ARKANSAS STATE

Overall Series Record: 3-0
Record in Fayetteville, Ark.: 3-0

DATE	SITE	W/L	SCORE
5/11/21	Fayetteville, Ark.	W	8-4
4/19/22	Fayetteville, Ark.	W	10-1
4/20/22	Fayetteville, Ark.	W	10-3

AUBURN

Overall Series Record: 51-49
Record in Fayetteville, Ark.: 26-19
Record in Auburn, Ala.: 20-25
Record at Neutral Sites: 5-5

DATE	SITE	W/L	SCORE
4/11/92	Fayetteville, Ark.	W	9-7
4/11/92	Fayetteville, Ark.	W	4-1
4/12/92	Fayetteville, Ark.	L	14-4
4/17/93	Auburn, Ala.	W	8-7
4/17/93	Auburn, Ala.	L	6-1
4/18/93	Auburn, Ala.	L	8-3
5/21/93	Baton Rouge, La.!	L	3-1
4/15/94	Fayetteville, Ark.	W	7-6
4/16/94	Fayetteville, Ark.	L	6-3
4/17/94	Fayetteville, Ark.	W	10-0
5/19/94	Oxford, Miss.!	L	3-1
4/14/95	Auburn, Ala.	L	7-1
4/15/95	Auburn, Ala.	L	3-1
4/16/95	Auburn, Ala.	L	11-7
4/13/96	Fayetteville, Ark.	W	9-2
4/13/96	Fayetteville, Ark.	W	9-6
4/14/96	Fayetteville, Ark.	L	4-2
4/18/97	Auburn, Ala.	L	11-4
4/19/97	Auburn, Ala.	W	9-5
4/20/97	Auburn, Ala.	L	12-3
5/14/97	Columbus, Ga.!	L	7-3
4/10/98	Fayetteville, Ark.	L	11-2
4/11/98	Fayetteville, Ark.	L	6-5
4/12/98	Fayetteville, Ark.	W	4-2
5/17/98	Hoover, Ala.!	L	7-5
3/12/99	Auburn, Ala.	L	11-4
3/13/99	Auburn, Ala.	W	20-9
3/14/99	Auburn, Ala.	L	13-12
5/20/99	Hoover, Ala.!	L	3-2 (11)
5/22/99	Hoover, Ala.!	W	9-5
5/22/99	Hoover, Ala.!	W	9-6
3/17/00	Fayetteville, Ark.	L	11-6
3/18/00	Fayetteville, Ark.	L	10-7
3/19/00	Fayetteville, Ark.	L	21-11
4/13/01	Auburn, Ala.	L	10-1
4/14/01	Auburn, Ala.	L	11-4
4/15/01	Auburn, Ala.	L	10-5
5/17/02	Fayetteville, Ark.	W	18-5
5/18/02	Fayetteville, Ark.	L	7-3
5/19/02	Fayetteville, Ark.	W	4-1
5/23/02	Hoover, Ala.!	W	7-3
4/18/03	Auburn, Ala.	W	9-7
4/19/03	Auburn, Ala.	W	11-6
4/20/03	Auburn, Ala.	L	5-2



II SERIES HISTORY

5/21/04	Fayetteville, Ark.	W	9-7
5/22/04	Fayetteville, Ark.	L	7-4
5/23/04	Fayetteville, Ark.	W	15-3
4/1/05	Auburn, Ala.	L	5-1
4/2/05	Auburn, Ala.	L	8-7
4/3/05	Auburn, Ala.	W	8-6
5/18/06	Fayetteville, Ark.	W	6-3
5/19/06	Fayetteville, Ark.	W	10-5
5/20/06	Fayetteville, Ark.	W	11-2
4/27/07	Auburn, Ala.	W	12-1
4/28/07	Auburn, Ala.	L	11-9
4/29/07	Auburn, Ala.	W	8-1
4/4/08	Fayetteville, Ark.	L	5-2
4/5/08	Fayetteville, Ark.	W	5-4
4/6/08	Fayetteville, Ark.	L	12-10 (10)
3/20/09	Auburn, Ala.	W	3-2
3/21/09	Auburn, Ala.	W	10-6
3/22/09	Auburn, Ala.	W	12-6
4/30/10	Fayetteville, Ark.	W	9-4
5/1/10	Fayetteville, Ark.	L	8-7
5/2/10	Fayetteville, Ark.	L	13-2
3/18/11	Auburn, Ala.	W	6-5 (11)
3/19/11	Auburn, Ala.	L	9-5
3/20/11	Auburn, Ala.	L	8-7
5/10/12	Fayetteville, Ark.	L	3-2 (10)
5/11/12	Fayetteville, Ark.	W	5-4
5/12/12	Fayetteville, Ark.	L	12-5
5/16/13	Auburn, Ala.	L	3-0
5/17/13	Auburn, Ala.	W	1-0
5/18/13	Auburn, Ala.	L	11-6
4/25/14	Fayetteville, Ark.	L	2-1
4/26/14	Fayetteville, Ark.	W	4-3 (10)
4/26/14	Fayetteville, Ark.	L	7-2
4/3/15	Auburn, Ala.	W	10-7
4/4/15	Auburn, Ala.	L	3-2
4/5/15	Auburn, Ala.	W	6-4
3/25/16	Fayetteville, Ark.	W	3-2
3/26/16	Fayetteville, Ark.	W	14-7
3/27/16	Fayetteville, Ark.	W	3-1
4/21/17	Auburn, Ala.	L	15-2
4/22/17	Auburn, Ala.	W	7-3
4/23/17	Auburn, Ala.	L	11-6
5/25/17	Hoover, Ala.!	W	12-0 (7)
4/6/18	Fayetteville, Ark.	W	2-1
4/7/18	Fayetteville, Ark.	W	13-2
4/8/18	Fayetteville, Ark.	W	5-4
4/5/19	Auburn, Ala.	L	6-3
4/5/19	Auburn, Ala.	W	9-6 (15)
4/6/19	Auburn, Ala.	W	8-0
4/1/21	Fayetteville, Ark.	L	2-1
4/2/21	Fayetteville, Ark.	W	6-5
4/3/21	Fayetteville, Ark.	W	6-5 (10)
5/6/22	Auburn, Ala.	W	11-8
5/7/22	Auburn, Ala.	L	5-3
5/8/22	Auburn, Ala.	W	7-4
6/21/22	Omaha, Neb.+	W	11-1

BAKER

Overall Series Record: 7-1
Record in Fayetteville, Ark.: 7-1

DATE	SITE	W/L	SCORE
3/17/75	Fayetteville, Ark.	W	3-2
3/17/75	Fayetteville, Ark.	L	2-0
3/10/76	Fayetteville, Ark.	W	11-0
3/11/76	Fayetteville, Ark.	W	9-7
3/7/77	Fayetteville, Ark.	W	6-0
3/7/77	Fayetteville, Ark.	W	11-1
3/13/80	Fayetteville, Ark.	W	16-2
3/13/80	Fayetteville, Ark.	W	9-4

BALL STATE

Overall Series Record: 2-1
Record in Fayetteville, Ark.: 2-1

DATE	SITE	W/L	SCORE
2/19/10	Fayetteville, Ark.	W	10-2
2/20/10	Fayetteville, Ark.	L	5-2
2/21/10	Fayetteville, Ark.	W	9-3

BAYLOR

Overall Series Record: 38-29
Record in Fayetteville, Ark.: 22-7
Record in Waco, Texas: 14-19
Record at Neutral Sites: 2-3

DATE	SITE	W/L	SCORE
4/14/60	Monroe, La.	W	8-0
4/6/61	Waco, Texas	L	16-2
4/6/61	Waco, Texas	L	5-1

4/19/62	Monroe, La.	L	5-0
3/21/66	Waco, Texas	L	13-7
3/8/74	Waco, Texas	L	7-6
3/9/74	Waco, Texas	L	7-2
3/9/74	Waco, Texas	L	9-0
3/7/75	Fayetteville, Ark.	L	11-2
3/8/75	Fayetteville, Ark.	W	5-4
3/8/75	Fayetteville, Ark.	W	7-4
4/9/76	Waco, Texas	L	5-0
4/10/76	Waco, Texas	L	2-0
4/10/76	Waco, Texas	L	5-2
4/8/77	Fayetteville, Ark.	L	5-3
4/9/77	Fayetteville, Ark.	W	5-2
4/9/77	Fayetteville, Ark.	W	6-1
3/17/78	Waco, Texas	L	12-11
3/18/78	Waco, Texas	W	7-6
3/18/78	Waco, Texas	L	9-8
5/12/78	Austin, Texas!	L	1-0
3/16/79	Fayetteville, Ark.	W	12-1
3/17/79	Fayetteville, Ark.	W	5-1
3/17/79	Fayetteville, Ark.	L	4-0
5/12/79	Austin, Texas!	W	6-1
4/18/80	Waco, Texas	L	2-1
4/19/80	Waco, Texas	W	3-2
4/19/80	Waco, Texas	W	7-6
3/20/81	Fayetteville, Ark.	W	11-3
3/21/81	Fayetteville, Ark.	W	3-1
3/21/81	Fayetteville, Ark.	W	12-0
3/19/82	Waco, Texas	W	8-2
3/20/82	Waco, Texas	W	8-7
3/20/82	Waco, Texas	L	5-4 (10)
3/11/83	Fayetteville, Ark.	W	8-5
3/12/83	Fayetteville, Ark.	W	5-3
3/12/83	Fayetteville, Ark.	L	3-2
3/16/84	Waco, Texas	W	10-9
3/17/84	Waco, Texas	L	8-7
3/17/84	Waco, Texas	W	10-3
4/26/85	Fayetteville, Ark.	L	7-6
4/27/85	Fayetteville, Ark.	W	5-4
4/27/85	Fayetteville, Ark.	L	11-8
5/17/85	Fayetteville, Ark.!	W	6-4
4/25/86	Waco, Texas	L	10-8
4/26/86	Waco, Texas	L	6-4
4/26/86	Waco, Texas	W	10-7
4/17/87	Fayetteville, Ark.	W	5-3
4/18/87	Fayetteville, Ark.	W	8-0
4/18/87	Fayetteville, Ark.	W	6-5
4/22/88	Waco, Texas	W	4-2
4/23/88	Waco, Texas	L	7-5
4/23/88	Waco, Texas	W	11-10
4/14/89	Fayetteville, Ark.	W	8-4
4/15/89	Fayetteville, Ark.	W	9-1
4/15/89	Fayetteville, Ark.	W	10-3
4/13/90	Waco, Texas	W	13-3
4/14/90	Waco, Texas	L	2-1
4/14/90	Waco, Texas	W	3-2
4/19/91	Fayetteville, Ark.	W	13-5
4/20/91	Fayetteville, Ark.	W	7-6
4/20/91	Fayetteville, Ark.	L	7-6
3/10/98	Fayetteville, Ark.	W	9-1
6/9/12	Waco, Texas+	L	8-1
6/10/12	Waco, Texas+	W	5-4
6/11/12	Waco, Texas+	W	1-0 (10)
3/1/20	Houston, Texas	L	3-2

BELHAVEN

Overall Series Record: 2-1
Record in Jackson, Miss.: 2-1

DATE	SITE	W/L	SCORE
3/25/69	Jackson, Miss.	L	7-2
3/26/69	Jackson, Miss.	W	4-2
3/27/69	Jackson, Miss.	W	4-2

BENEDICTINE

Overall Series Record: 1-0
Record in Fayetteville, Ark.: 1-0

DATE	SITE	W/L	SCORE
3/9/88	Fayetteville, Ark.	W	9-0

BINGHAMTON

Overall Series Record: 3-0
Record in Fayetteville, Ark.: 3-0

DATE	SITE	W/L	SCORE
3/9/12	Fayetteville, Ark.	W	4-0
3/10/12	Fayetteville, Ark.	W	5-3
3/11/12	Fayetteville, Ark.	W	6-0

BRYANT

Overall Series Record: 4-1
Record in Fayetteville, Ark.: 3-0
Record at Neutral Sites: 1-1

DATE	SITE	W/L	SCORE
5/31/13	Manhattan, Kan.+	L	4-1
6/2/13	Manhattan, Kan.+	W	12-3
2/24/17	Fayetteville, Ark.	W	11-8
2/25/17	Fayetteville, Ark.	W	13-7
2/26/17	Fayetteville, Ark.	W	16-6

BUCKNELL

Overall Series Record: 5-0
Record in Fayetteville, Ark.: 3-0
Record at Neutral Sites: 2-0

DATE	SITE	W/L	SCORE
5/31/03	Austin, Texas+	W	10-7
6/1/14	Charlottesville, Va.+	W	10-0
2/16/18	Fayetteville, Ark.	W	14-2
2/17/18	Fayetteville, Ark.	W	32-4
2/18/18	Fayetteville, Ark.	W	3-1

BUENA VISTA

Overall Series Record: 14-8
Record in Fayetteville, Ark.: 13-8
Record at Neutral Sites: 1-0

DATE	SITE	W/L	SCORE
1960	Fayetteville, Ark.	W	10-4
1960	Fayetteville, Ark.	L	3-1
3/27/61	Fayetteville, Ark.	L	10-6
3/29/61	Fayetteville, Ark.	W	2-0
3/26/62	Fayetteville, Ark.	L	8-4
3/27/62	Fayetteville, Ark.	L	8-7
3/28/62	Fayetteville, Ark.	W	5-4
3/25/63	Fayetteville, Ark.	W	9-1
3/25/63	Fayetteville, Ark.	W	8-7
3/26/63	Fayetteville, Ark.	W	11-10
3/23/64	Fayetteville, Ark.	L	6-5
3/24/64	Fayetteville, Ark.	L	16-13
3/31/66	Fayetteville, Ark.	L	3-0
4/1/66	Fayetteville, Ark.	W	16-13
3/21/67	Fayetteville, Ark.	W	6-1
3/21/67	Fayetteville, Ark.	W	4-3
3/22/67	Fayetteville, Ark.	L	6-3
4/1/69	Fayetteville, Ark.	W	16-4
4/1/69	Fayetteville, Ark.	W	14-1
3/25/71	Fayetteville, Ark.	W	5-1
3/25/71	Fayetteville, Ark.	W	3-2
3/31/72	Tulsa, Okla.	W	1-0

BYU

Overall Series Record: 2-1
Record in Fayetteville, Ark.: 2-0
Record at Neutral Sites: 0-1

DATE	SITE	W/L	SCORE
3/13/90	Fresno, Calif.	L	6-5
2/28/12	Fayetteville, Ark.	W	5-0
2/29/12	Fayetteville, Ark.	W	8-1

CALIFORNIA

Overall Series Record: 4-5
Record in Fayetteville, Ark.: 2-1
Record in Berkeley, Calif.: 2-3
Record at Neutral Sites: 0-1

DATE	SITE	W/L	SCORE
5/24/80	Tulsa, Okla.+	L	7-1
3/6/09	Fayetteville, Ark.	W	5-4 (10)
3/7/09	Fayetteville, Ark.	L	12-6
3/8/09	Fayetteville, Ark.	W	13-3
3/5/10	Berkeley, Calif.	W	7-3
3/6/10	Berkeley, Calif.	W	9-5
3/7/10	Berkeley, Calif.	L	6-0
3/9/14	Berkeley, Calif.	L	4-3
3/9/14	Berkeley, Calif.	L	2-1

CAL POLY

Overall Series Record: 0-1
Record at Neutral Sites: 0-1

DATE	SITE	W/L	SCORE
2/23/18	San Diego, Calif.	L	4-3

CAL STATE FULLERTON

Overall Series Record: 1-3
Record at Neutral Sites: 1-3

DATE	SITE	W/L	SCORE
6/6/79	Omaha, Neb.+	L	13-10
6/8/79	Omaha, Neb.+	L	2-1
3/7/93	Minneapolis, Minn.	L	6-5
6/13/09	Omaha, Neb.+	W	10-6

CAL STATE NORTHRIDGE

Overall Series Record: 3-0
Record in Fayetteville, Ark.: 3-0

DATE	SITE	W/L	SCORE
3/10/06	Fayetteville, Ark.	W	6-5
3/11/06	Fayetteville, Ark.	W	8-1
3/12/06	Fayetteville, Ark.	W	8-6

CARTHAGE

Overall Series Record: 1-0-1
Record in Fayetteville, Ark.: 1-0-1

DATE	SITE	W/L	SCORE
1971	Fayetteville, Ark.	W	8-1
1971	Fayetteville, Ark.	T	2-2

CENTENARY

Overall Series Record: 32-8
Record in Fayetteville, Ark.: 20-4
Record in Shreveport, La.: 12-4

DATE	SITE	W/L	SCORE
1960	Shreveport, La.	L	13-12
1960	Shreveport, La.	L	3-2
4/14/61	Fayetteville, Ark.	W	10-2
4/27/62	Shreveport, La.	W	6-2
4/28/62	Shreveport, La.	W	7-2
4/8/63	Fayetteville, Ark.	L	7-6
4/9/63	Fayetteville, Ark.	W	3-2
4/3/64	Shreveport, La.	W	8-4
4/4/64	Shreveport, La.	L	8-7
4/10/65	Fayetteville, Ark.	L	10-7
4/10/65	Fayetteville, Ark.	L	8-4
4/16/66	Shreveport, La.	W	4-2
4/16/66	Shreveport, La.	W	3-2
4/1/80	Fayetteville, Ark.	W	2-1
4/1/80	Fayetteville, Ark.	W	7-5
3/20/88	Shreveport, La.	W	12-2
4/8/90	Fayetteville, Ark.	W	9-5
3/17/91	Shreveport, La.	W	7-3
4/21/92	Fayetteville, Ark.	W	9-8 (10)
3/5/94	Fayetteville, Ark.	W	11-5
3/6/94	Fayetteville, Ark.	W	13-1
3/31/99	Fayetteville, Ark.	W	18-2
2/29/00	Fayetteville, Ark.	W	7-6 (10)
3/1/00	Fayetteville, Ark.	W	21-9
3/21/01	Shreveport, La.	W	5-0
3/26/02	Fayetteville, Ark.	W	16-4
3/27/02	Fayetteville, Ark.	W	10-2
3/19/03	Shreveport, La.	W	14-9
3/16/04	Fayetteville, Ark.	W	10-9
3/17/04	Fayetteville, Ark.	W	15-3
3/22/05	Shreveport, La.	W	10-1
3/23/05	Shreveport, La.	W	14-1
3/21/06	Fayetteville, Ark.	W	10-2
3/22/06	Fayetteville, Ark.	W	8-5
3/21/07	Shreveport, La.	W	16-14
3/25/08	Fayetteville, Ark.	W	9-0
3/26/08	Fayetteville, Ark.	L	5-1
3/10/09	Shreveport, La.	L	8-3
3/30/10	Fayetteville, Ark.	W	18-2
3/31/10	Fayetteville, Ark.	W	9-4

CENTRAL CONNECTICUT STATE

Overall Series Record: 1-0
Record in Fayetteville, Ark.: 1-0

DATE	SITE	W/L	SCORE
5/31/19	Fayetteville, Ark.+	W	11-5

CENTRAL MICHIGAN

Overall Series Record: 5-0
Record in Fayetteville, Ark.: 5-0

DATE	SITE	W/L	SCORE
3/24/98	Fayetteville, Ark.	W	4-2
3/25/98	Fayetteville, Ark.	W	7-2
2/19/16	Fayetteville, Ark.	W	6-1

2/20/16	Fayetteville, Ark.	W	9-4
2/21/16	Fayetteville, Ark.	W	4-3

CENTRAL MISSOURI

Overall Series Record: 9-0
Record in Fayetteville, Ark.: 9-0

DATE	SITE	W/L	SCORE
4/29/64	Fayetteville, Ark.	W	7-5
4/29/64	Fayetteville, Ark.	W	10-9
3/15/83	Fayetteville, Ark.	W	7-5
3/15/83	Fayetteville, Ark.	W	5-0
3/16/83	Fayetteville, Ark.	W	12-3
3/16/83	Fayetteville, Ark.	W	8-1
2/28/92	Fayetteville, Ark.	W	9-1
3/8/95	Fayetteville, Ark.	W	9-8
3/4/97	Fayetteville, Ark.	W	22-6

CENTRAL OKLAHOMA

Overall Series Record: 1-0
Record in Fayetteville, Ark.: 1-0

DATE	SITE	W/L	SCORE
4/8/91	Fayetteville, Ark.	W	6-2

CHARLOTTE

Overall Series Record: 2-2
Record in Fayetteville, Ark.: 1-0
Record in Charlotte, N.C.: 0-1
Record at Neutral Sites: 1-1

DATE	SITE	W/L	SCORE
6/3/11	Tempe, Ariz.+	L	3-2
6/5/11	Tempe, Ariz.+	W	11-3
3/21/18	Charlotte, N.C.	L	6-3
3/6/19	Fayetteville, Ark.	W	9-2

CLEMSON

Overall Series Record: 3-3
Record in Fayetteville, Ark.: 0-1
Record in Clemson, S.C.: 1-2
Record at Neutral Sites: 2-0

DATE	SITE	W/L	SCORE
5/23/87	Huntsville, Ala.+	W	6-5 (10)
5/24/87	Huntsville, Ala.+	W	4-2
5/29/99	Fayetteville, Ark.+	L	12-4
6/7/02	Clemson, S.C.+	W	9-6
6/8/02	Clemson, S.C.+	L	8-7
6/9/02	Clemson, S.C.+	L	7-4

COASTAL CAROLINA

Overall Series Record: 1-2
Record in Fayetteville, Ark.: 1-2

DATE	SITE	W/L	SCORE
5/20/83	Fayetteville, Ark.	L	5-3
5/21/83	Fayetteville, Ark.	L	13-7
5/21/83	Fayetteville, Ark.	W	6-4

COLORADO

Overall Series Record: 2-0
Record in Fayetteville, Ark.: 2-0

DATE	SITE	W/L	SCORE
1960	Fayetteville, Ark.	W	17-2
1960	Fayetteville, Ark.	W	8-2

CREIGHTON

Overall Series Record: 10-5
Record in Fayetteville, Ark.: 5-1
Record in Omaha, Neb.: 5-4

DATE	SITE	W/L	SCORE
5/7/71	Omaha, Neb.	L	6-4
5/7/71	Omaha, Neb.	W	2-0
5/8/71	Omaha, Neb.	L	3-2
5/8/71	Omaha, Neb.	L	2-1
4/27/73	Omaha, Neb.	W	5-1
4/27/73	Omaha, Neb.	W	11-2
4/28/73	Omaha, Neb.	W	3-1
4/28/73	Omaha, Neb.	L	6-2
3/6/74	Fayetteville, Ark.	L	12-1
3/6/74	Fayetteville, Ark.	W	12-4
3/13/77	Fayetteville, Ark.	W	8-0
2/11/03	Fayetteville, Ark.	W	9-5
6/3/07	Fayetteville, Ark.+	W	6-0
5/12/15	Omaha, Neb.	W	6-2
4/19/16	Fayetteville, Ark.	W	6-2

DALLAS BAPTIST

Overall Series Record: 12-7
Record in Fayetteville, Ark.: 10-5
Record in Dallas, Texas: 1-0
Record at Neutral Sites: 1-2

DATE	SITE	W/L	SCORE
4/30/82	Fayetteville, Ark.	W	4-2
4/30/82	Fayetteville, Ark.	W	6-1
5/1/82	Fayetteville, Ark.	L	3-1
5/1/82	Fayetteville, Ark.	W	7-2
4/29/83	Fort Smith, Ark.	L	19-9
4/30/83	Fayetteville, Ark.	W	8-4
4/30/83	Fayetteville, Ark.	W	8-7
3/19/84	Fayetteville, Ark.	W	8-2
3/20/84	Fayetteville, Ark.	L	6-3
3/20/84	Fayetteville, Ark.	W	3-0
3/28/88	Fayetteville, Ark.	L	9-6
4/10/89	Fayetteville, Ark.	L	10-8
4/16/90	Fayetteville, Ark.	W	10-6
4/22/91	Fayetteville, Ark.	L	7-4
4/23/92	Fayetteville, Ark.	W	13-3
2/14/99	Lafayette, La.	L	10-8
2/11/05	Dallas, Texas	W	13-3
2/12/05	Arlington, Texas	W	8-1
6/3/18	Fayetteville, Ark.+	W	4-3

DAYTON

Overall Series Record: 2-0
Record in Fayetteville, Ark.: 2-0

DATE	SITE	W/L	SCORE
2/28/18	Fayetteville, Ark.	W	18-1
3/1/18	Fayetteville, Ark.	W	11-0

DELAWARE

Overall Series Record: 3-0
Record in Fayetteville, Ark.: 1-0
Record at Neutral Sites: 2-0

DATE	SITE	W/L	SCORE
5/26/79	Tallahassee, Fla.+	W	8-6
5/27/79	Tallahassee, Fla.+	W	4-3
5/28/99	Fayetteville, Ark.+	W	10-6

DELAWARE STATE

Overall Series Record: 3-0
Record in Fayetteville, Ark.: 3-0

DATE	SITE	W/L	SCORE
2/18/11	Fayetteville, Ark.	W	5-0
2/19/11	Fayetteville, Ark.	W	9-2
2/20/11	Fayetteville, Ark.	W	10-0

DELTA STATE

Overall Series Record: 2-3
Record in Cleveland, Miss.: 2-3

DATE	SITE	W/L	SCORE
4/19/63	Cleveland, Miss.	W	5-2
4/20/63	Cleveland, Miss.	L	10-2
4/21/65	Cleveland, Miss.	L	5-1
4/22/65	Cleveland, Miss.	L	12-7
4/17/67	Cleveland, Miss.	W	12-9

DRAKE

Overall Series Record: 5-1
Record in Fayetteville, Ark.: 5-1

DATE	SITE	W/L	SCORE
3/17/71	Fayetteville, Ark.	W	6-2
3/17/71	Fayetteville, Ark.	L	7-6
3/18/72	Fayetteville, Ark.	W	9-4
3/18/72	Fayetteville, Ark.	W	4-2
3/22/73	Fayetteville, Ark.	W	11-10
3/22/73	Fayetteville, Ark.	W	3-2

EASTERN ILLINOIS

Overall Series Record: 32-2
Record in Fayetteville, Ark.: 32-2

DATE	SITE	W/L	SCORE
3/22/84	Fayetteville, Ark.	W	6-0
3/22/84	Fayetteville, Ark.	W	16-2
3/13/93	Fayetteville, Ark.	W	8-3
3/14/93	Fayetteville, Ark.	W	8-7
3/14/93	Fayetteville, Ark.	W	7-1
2/20/98	Fayetteville, Ark.	W	16-0
2/21/98	Fayetteville, Ark.	L	5-4
2/22/98	Fayetteville, Ark.	W	8-1



II SERIES HISTORY

2/26/99	Fayetteville, Ark.	W	8-3
2/27/99	Fayetteville, Ark.	W	17-2
2/28/99	Fayetteville, Ark.	W	10-3
2/23/01	Fayetteville, Ark.	W	6-2
2/25/01	Fayetteville, Ark.	W	10-4
2/25/01	Fayetteville, Ark.	W	17-4
2/14/03	Fayetteville, Ark.	W	5-1
2/15/03	Fayetteville, Ark.	W	17-3
3/11/05	Fayetteville, Ark.	W	17-2
3/12/05	Fayetteville, Ark.	W	12-1
3/13/05	Fayetteville, Ark.	W	6-0
2/21/14	Fayetteville, Ark.	W	6-2
2/22/14	Fayetteville, Ark.	W	8-3
2/23/14	Fayetteville, Ark.	W	8-3
3/2/15	Fayetteville, Ark.	W	4-1
3/2/15	Fayetteville, Ark.	W	8-1
3/3/15	Fayetteville, Ark.	W	7-0
3/4/16	Fayetteville, Ark.	W	5-2
3/5/16	Fayetteville, Ark.	L	10-8 (12)
3/6/16	Fayetteville, Ark.	W	3-2
2/16/19	Fayetteville, Ark.	W	15-7
2/16/19	Fayetteville, Ark.	W	12-3
2/17/19	Fayetteville, Ark.	W	3-2
2/14/20	Fayetteville, Ark.	W	5-1
2/15/20	Fayetteville, Ark.	W	10-1
2/16/20	Fayetteville, Ark.	W	12-3

EASTERN KENTUCKY

Overall Series Record: 1-0
Record at Neutral Sites: 1-0

DATE	SITE	W/L	SCORE
5/23/85	Tallahassee, Fla.+	W	20-13

EASTERN MICHIGAN

Overall Series Record: 14-1
Record in Fayetteville, Ark.: 7-0
Record at Neutral Sites: 7-1

DATE	SITE	W/L	SCORE
3/23/77	Fayetteville, Ark.	W	4-3
3/23/77	Fayetteville, Ark.	W	8-1
3/26/79	Fayetteville, Ark.	W	6-2
3/26/79	Fayetteville, Ark.	W	1-0
3/27/79	Fayetteville, Ark.	W	6-0
3/1/81	Lakeland, Fla.	W	17-10
3/3/81	Lakeland, Fla.	L	7-5
3/6/81	Lakeland, Fla.	W	6-2
3/6/81	Lakeland, Fla.	W	9-8
2/25/84	Lakeland, Fla.	W	3-2
2/29/84	Lakeland, Fla.	W	8-1
3/2/84	Lakeland, Fla.	W	4-1
3/16/90	Fresno, Calif.	W	6-4
3/11/91	Fayetteville, Ark.	W	6-5
3/12/91	Fayetteville, Ark.	W	12-4

EAST TEXAS BAPTIST

Overall Series Record: 0-2
Record in Marshall, Texas: 0-2

DATE	SITE	W/L	SCORE
3/23/68	Marshall, Texas	L	4-0
3/23/68	Marshall, Texas	L	2-1

ECKERD

Overall Series Record: 1-0
Record at Neutral Sites: 1-0

DATE	SITE	W/L	SCORE
3/3/89	Lakeland, Fla.	W	8-2

EMPORIA STATE

Overall Series Record: 8-5
Record in Fayetteville, Ark.: 5-1
Record in Emporia, Kan.: 2-4
Record at Neutral Sites: 1-0

DATE	SITE	W/L	SCORE
1960	Fayetteville, Ark.	W	19-11
1960	Fayetteville, Ark.	W	11-4
4/19/61	Emporia, Kan.	L	4-2
4/20/61	Chanute, Kan.	W	15-10
4/13/62	Fayetteville, Ark.	W	6-2
4/14/62	Fayetteville, Ark.	W	12-3
4/3/63	Emporia, Kan.	W	12-8
4/3/63	Emporia, Kan.	L	18-2
4/13/64	Fayetteville, Ark.	W	8-3
4/13/64	Fayetteville, Ark.	L	10-6
4/6/65	Emporia, Kan.	L	8-4
1967	Emporia, Kan.	W	8-5

1967	Emporia, Kan.	L	5-4
------	---------------	---	-----

EVANGEL

Overall Series Record: 20-0
Record in Fayetteville, Ark.: 12-0
Record in Springfield, Mo.: 8-0

DATE	SITE	W/L	SCORE
1968	Fayetteville, Ark.	W	3-1
1968	Fayetteville, Ark.	W	2-1
5/3/69	Springfield, Mo.	W	3-0
5/3/69	Springfield, Mo.	W	18-0
5/12/70	Springfield, Mo.	W	10-0
5/12/70	Springfield, Mo.	W	6-0
5/5/71	Springfield, Mo.	W	12-1
5/5/71	Springfield, Mo.	W	13-0
1973	Fayetteville, Ark.	W	5-4
1973	Fayetteville, Ark.	W	11-0
4/15/74	Springfield, Mo.	W	6-4
4/15/74	Springfield, Mo.	W	5-3
3/16/82	Fayetteville, Ark.	W	5-1
3/16/82	Fayetteville, Ark.	W	4-1
4/7/87	Fayetteville, Ark.	W	16-2
4/5/88	Fayetteville, Ark.	W	13-8
4/5/89	Fayetteville, Ark.	W	6-4
3/27/90	Fayetteville, Ark.	W	8-3
4/2/91	Fayetteville, Ark.	W	10-0
3/30/92	Fayetteville, Ark.	W	10-0

EVANSVILLE

Overall Series Record: 9-2
Record in Fayetteville, Ark.: 9-2

DATE	SITE	W/L	SCORE
3/23/86	Fayetteville, Ark.	W	18-8
3/24/86	Fayetteville, Ark.	W	4-0
3/25/86	Fayetteville, Ark.	W	9-8
2/24/95	Fayetteville, Ark.	W	8-5
2/25/95	Fayetteville, Ark.	W	6-5
2/26/95	Fayetteville, Ark.	L	3-2
3/6/01	Fayetteville, Ark.	L	4-1
3/7/01	Fayetteville, Ark.	W	5-1
2/22/13	Fayetteville, Ark.	W	10-4
2/23/13	Fayetteville, Ark.	W	5-2
2/24/13	Fayetteville, Ark.	W	10-2

FLORIDA

Overall Series Record: 36-35
Record in Fayetteville, Ark.: 16-11
Record in Gainesville, Fla.: 13-20
Record at Neutral Sites: 7-4

DATE	SITE	W/L	SCORE
5/26/79	Tallahassee, Fla.+	W	9-1
4/8/94	Gainesville, Fla.	L	5-2
4/9/94	Gainesville, Fla.	L	8-7
4/10/94	Gainesville, Fla.	L	3-2 (11)
4/7/95	Fayetteville, Ark.	W	5-4
4/8/95	Fayetteville, Ark.	W	13-5
4/9/95	Fayetteville, Ark.	L	5-2
5/1/98	Fayetteville, Ark.	L	7-6
5/2/98	Fayetteville, Ark.	L	13-9
5/3/98	Fayetteville, Ark.	W	4-3
4/2/99	Gainesville, Fla.	W	8-1
4/3/99	Gainesville, Fla.	W	6-5
4/4/99	Gainesville, Fla.	W	10-5
3/24/00	Fayetteville, Ark.	L	8-7 (11)
3/25/00	Fayetteville, Ark.	L	8-7 (10)
3/26/00	Fayetteville, Ark.	L	7-4
3/23/01	Gainesville, Fla.	L	7-4
3/24/01	Gainesville, Fla.	L	8-4
3/25/01	Gainesville, Fla.	L	4-1
3/19/04	Gainesville, Fla.	L	11-1
3/20/04	Gainesville, Fla.	W	8-2
3/21/04	Gainesville, Fla.	L	7-6 (10)
5/6/05	Fayetteville, Ark.	W	4-1
5/7/05	Fayetteville, Ark.	W	3-2 (10)
5/8/05	Fayetteville, Ark.	L	11-10
5/25/05	Hoover, Ala.!	L	9-8
3/17/06	Gainesville, Fla.	L	6-3
3/18/06	Gainesville, Fla.	W	4-2
3/19/06	Gainesville, Fla.	L	8-7
4/14/07	Fayetteville, Ark.	W	14-3
4/14/07	Fayetteville, Ark.	W	7-1
4/15/07	Fayetteville, Ark.	W	10-7
4/11/08	Gainesville, Fla.	W	2-1
4/12/08	Gainesville, Fla.	L	6-1
4/13/08	Gainesville, Fla.	W	10-4
3/13/09	Fayetteville, Ark.	W	11-4
3/14/09	Fayetteville, Ark.	W	8-4

3/15/09	Fayetteville, Ark.	W	4-2
5/20/09	Hoover, Ala.!	W	8-5
5/22/09	Hoover, Ala.!	W	10-7
4/23/10	Gainesville, Fla.	W	8-3
4/24/10	Gainesville, Fla.	L	8-2
4/25/10	Gainesville, Fla.	L	2-1
5/27/10	Hoover, Ala.!	L	5-4
5/5/11	Fayetteville, Ark.	W	4-3
5/6/11	Fayetteville, Ark.	W	5-3
5/7/11	Fayetteville, Ark.	L	5-3
4/27/12	Gainesville, Fla.	L	3-2
4/28/12	Gainesville, Fla.	W	5-1
4/29/12	Gainesville, Fla.	W	3-1 (10)
4/14/14	Gainesville, Fla.	L	2-1
4/15/14	Gainesville, Fla.	L	1-0
3/16/14	Gainesville, Fla.	W	9-3
5/20/15	Hoover, Ala.!	W	7-6
5/22/15	Hoover, Ala.!	L	10-0
4/14/16	Fayetteville, Ark.	L	12-8
4/15/16	Fayetteville, Ark.	L	9-2
4/16/16	Fayetteville, Ark.	L	8-2
5/27/17	Hoover, Ala.!	W	16-0 (7)
3/23/18	Gainesville, Fla.	W	6-3
3/24/18	Gainesville, Fla.	L	17-2
3/25/18	Gainesville, Fla.	L	5-4
5/25/18	Hoover, Ala.!	W	8-2
6/22/18	Omaha, Neb.+	W	5-2
5/20/21	Fayetteville, Ark.	W	6-1
5/21/21	Fayetteville, Ark.	W	4-3
5/22/21	Fayetteville, Ark.	W	9-3
4/7/22	Gainesville, Fla.	W	8-1
4/8/22	Gainesville, Fla.	L	7-2
4/9/22	Gainesville, Fla.	L	9-7
5/27/22	Hoover, Ala.!	L	7-5

FLORIDA SOUTHERN

Overall Series Record: 2-1
Record in Lakeland, Fla.: 2-1

DATE	SITE	W/L	SCORE
3/4/81	Lakeland, Fla.	L	5-3
3/5/81	Lakeland, Fla.	W	13-3
3/1/84	Lakeland, Fla.	W	5-1

FLORIDA STATE

Overall Series Record: 5-1
Record in Fayetteville, Ark.: 2-0
Record in Tallahassee, Fla.: 3-0
Record at Neutral Sites: 0-1

DATE	SITE	W/L	SCORE
5/25/85	Tallahassee, Fla.+	W	7-6
6/11/04	Fayetteville, Ark.+	W	7-5
6/12/04	Fayetteville, Ark.+	W	4-2
6/5/09	Tallahassee, Fla.+	W	7-2
6/6/09	Tallahassee, Fla.+	W	9-8
6/15/19	Omaha, Neb.+	L	1-0

FORDHAM

Overall Series Record: 0-1
Record at Neutral Sites: 0-1

DATE	SITE	W/L	SCORE
5/25/90	Wichita, Kan.+	L	8-5

FRESNO STATE

Overall Series Record: 1-0
Record in Fresno, Calif.: 1-0

DATE	SITE	W/L	SCORE
3/17/90	Fresno, Calif.	W	6-4

GEORGE MASON

Overall Series Record: 2-0
Record at Neutral Sites: 2-0

DATE	SITE	W/L	SCORE
5/24/85	Tallahassee, Fla.+	W	13-9
2/10/06	Mobile, Ala.	W	4-1

GEORGE WASHINGTON

Overall Series Record: 3-0
Record at Neutral Sites: 3-0

DATE	SITE	W/L	SCORE
5/25/79	Tallahassee, Fla.+	W	12-11
5/26/89	Waterbury, Conn.+	W	8-2
3/12/90	Fresno, Calif.	W	5-1



GEORGIA

Overall Series Record: 37-25
Record in Fayetteville, Ark.: 22-8
Record in Athens, Ga.: 13-15
Record at Neutral Sites: 2-2

DATE	SITE	W/L	SCORE
5/31/87	Omaha, Neb.+	W	5-4
3/21/92	Athens, Ga.	W	1-0
3/21/92	Athens, Ga.	W	5-3
3/27/93	Fayetteville, Ark.	W	7-2
3/27/93	Fayetteville, Ark.	W	11-1
3/28/93	Fayetteville, Ark.	W	5-4 (10)
4/5/96	Athens, Ga.	L	7-3
4/6/96	Athens, Ga.	W	4-3
4/7/96	Athens, Ga.	L	7-6
4/5/97	Fayetteville, Ark.	W	11-2
4/5/97	Fayetteville, Ark.	W	15-6
4/6/97	Fayetteville, Ark.	W	17-8
4/21/00	Athens, Ga.	L	10-2
4/22/00	Athens, Ga.	L	14-8
4/23/00	Athens, Ga.	L	15-5
3/16/01	Fayetteville, Ark.	W	8-5
3/17/01	Fayetteville, Ark.	W	20-3
3/18/01	Fayetteville, Ark.	L	7-6
3/15/02	Athens, Ga.	L	10-3
3/16/02	Athens, Ga.	L	8-4
3/17/02	Athens, Ga.	W	16-12 (10)
4/4/03	Fayetteville, Ark.	W	9-4
4/5/03	Fayetteville, Ark.	W	14-3
4/6/03	Fayetteville, Ark.	L	10-4
3/24/06	Fayetteville, Ark.	L	2-0
3/25/06	Fayetteville, Ark.	L	8-7
3/26/06	Fayetteville, Ark.	W	5-4 (10)
4/20/07	Athens, Ga.	L	6-1
4/21/07	Athens, Ga.	W	7-6 (10)
4/22/07	Athens, Ga.	W	9-3
3/14/08	Fayetteville, Ark.	W	5-1
3/15/08	Fayetteville, Ark.	L	15-11
3/16/08	Fayetteville, Ark.	L	13-2
4/17/09	Athens, Ga.	L	4-3
4/18/09	Athens, Ga.	L	4-3
4/19/09	Athens, Ga.	W	2-0
5/21/09	Hoover, Ala.!	L	2-1 (10)
4/16/10	Fayetteville, Ark.	W	10-2
4/17/10	Fayetteville, Ark.	W	10-2
4/18/10	Fayetteville, Ark.	W	13-5
4/29/11	Athens, Ga.	W	10-4
4/30/11	Athens, Ga.	L	3-0
5/1/11	Athens, Ga.	L	6-5
4/6/12	Fayetteville, Ark.	L	4-2
4/7/12	Fayetteville, Ark.	W	8-3
4/8/12	Fayetteville, Ark.	W	8-0
4/26/13	Athens, Ga.	W	2-0
4/27/13	Athens, Ga.	W	2-1
5/14/15	Athens, Ga.	L	10-1
5/15/15	Athens, Ga.	W	9-0
5/16/15	Athens, Ga.	W	8-1
4/13/17	Fayetteville, Ark.	W	14-4
4/14/17	Fayetteville, Ark.	W	5-4 (10)
4/15/17	Fayetteville, Ark.	W	11-3
5/17/18	Athens, Ga.	W	8-6
5/18/18	Athens, Ga.	L	8-7 (10)
5/19/18	Athens, Ga.	L	3-2
5/23/19	Hoover, Ala.!	L	3-1
5/7/21	Fayetteville, Ark.	W	3-0
5/8/21	Fayetteville, Ark.	L	7-3
5/9/21	Fayetteville, Ark.	W	5-3
5/26/21	Hoover, Ala.!	W	11-2

GEORGIA TECH

Overall Series Record: 1-2
Record at Neutral Sites: 1-2

DATE	SITE	W/L	SCORE
5/26/85	Tallahassee, Fla.+	W	7-5
3/6/93	Minneapolis, Minn.	L	3-2
5/23/98	Wichita, Kan.+	L	2-0

GONZAGA

Overall Series Record: 7-5
Record in Fayetteville, Ark.: 6-3
Record in Seattle, Wash.: 0-1
Record at Neutral Sites: 1-1

DATE	SITE	W/L	SCORE
3/14/90	Fresno, Calif.	W	7-4
3/12/92	Seattle, Wash.	L	6-1
3/13/12	Fayetteville, Ark.	W	1-0
3/14/12	Fayetteville, Ark.	W	5-3

3/1/13	Surprise, Ariz.	L	3-0
3/10/15	Fayetteville, Ark.	L	6-2
3/11/15	Fayetteville, Ark.	L	15-5
3/9/16	Fayetteville, Ark.	L	15-10
2/20/20	Fayetteville, Ark.	W	7-5
2/21/20	Fayetteville, Ark.	W	9-3
2/22/20	Fayetteville, Ark.	W	5-0
2/23/20	Fayetteville, Ark.	W	9-5

GRAMBLING

Overall Series Record: 9-0
Record in Fayetteville, Ark.: 8-0
Record in North Little Rock, Ark.: 1-0

DATE	SITE	W/L	SCORE
6/4/10	Fayetteville, Ark.+	W	19-7
3/18/14	Fayetteville, Ark.	W	4-3
3/19/14	Fayetteville, Ark.	W	8-0
3/15/16	Fayetteville, Ark.	W	14-4
3/16/16	Fayetteville, Ark.	W	3-2
4/10/18	North Little Rock, Ark.	W	7-6
4/30/19	Fayetteville, Ark.	W	17-3
3/15/22	Fayetteville, Ark.	W	14-1 (8)
3/16/22	Fayetteville, Ark.	W	13-3 (8)

GRAND CANYON

Overall Series Record: 5-0
Record in Fayetteville, Ark.: 4-0
Record at Neutral Sites: 1-0

DATE	SITE	W/L	SCORE
4/5/17	Fayetteville, Ark.	W	11-2
4/5/17	Fayetteville, Ark.	W	6-1
3/10/20	Fayetteville, Ark.	W	6-1
3/11/20	Fayetteville, Ark.	W	10-9
6/3/22	Stillwater, Okla.+	W	7-1

HAWAII

Overall Series Record: 4-4
Record in Honolulu, Hawaii: 4-4

DATE	SITE	W/L	SCORE
2/27/87	Honolulu, Hawaii	L	8-4
2/28/87	Honolulu, Hawaii	L	6-5 (10)
3/1/87	Honolulu, Hawaii	W	9-7 (10)
3/2/87	Honolulu, Hawaii	W	7-4
3/1/90	Honolulu, Hawaii	L	9-3
3/2/90	Honolulu, Hawaii	W	17-9
3/2/90	Honolulu, Hawaii	L	2-1
3/2/06	Honolulu, Hawaii	W	5-1

HAWAII PACIFIC

Overall Series Record: 3-1
Record in Honolulu, Hawaii: 3-1

DATE	SITE	W/L	SCORE
2/25/87	Honolulu, Hawaii	L	6-4
2/26/87	Honolulu, Hawaii	W	10-7
2/27/91	Honolulu, Hawaii	W	12-2
2/28/91	Honolulu, Hawaii	W	5-4

HOUSTON

Overall Series Record: 38-27
Record in Fayetteville, Ark.: 17-7
Record in Houston, Texas: 14-16
Record at Neutral Sites: 7-4

DATE	SITE	W/L	SCORE
4/27/74	Houston, Texas	L	8-0
4/27/74	Houston, Texas	L	6-5
4/27/74	Houston, Texas	L	8-3
4/25/75	Houston, Texas	W	5-1
4/26/75	Houston, Texas	W	3-0
4/26/75	Houston, Texas	L	10-3
3/5/76	Houston, Texas	L	9-4
3/6/76	Houston, Texas	L	1-0
3/6/76	Houston, Texas	L	3-2
3/4/77	Fayetteville, Ark.	W	5-3
3/5/77	Fayetteville, Ark.	W	2-0
3/5/77	Fayetteville, Ark.	L	5-0
4/21/78	Houston, Texas	W	6-5
4/22/78	Houston, Texas	W	5-1
4/22/78	Houston, Texas	L	14-4
4/20/79	Fayetteville, Ark.	W	5-3
4/21/79	Fayetteville, Ark.	W	3-0
4/21/79	Fayetteville, Ark.	W	11-10 (8)
3/21/80	Houston, Texas	W	13-6
3/22/80	Houston, Texas	W	4-2
3/22/80	Houston, Texas	L	11-6
4/17/81	Fayetteville, Ark.	L	5-3

4/18/81	Fayetteville, Ark.	W	15-4
4/18/81	Fayetteville, Ark.	W	2-1
5/15/81	Austin, Texas!	L	7-2
5/17/81	Austin, Texas!	W	9-3
4/16/82	Houston, Texas	L	7-3
4/17/82	Houston, Texas	L	2-0
4/17/82	Houston, Texas	W	1-0 (10)
5/14/82	College Station, Texas!	W	9-6
5/16/82	College Station, Texas!	L	9-8
4/10/83	Fayetteville, Ark.	W	1-0
4/10/83	Fayetteville, Ark.	L	12-8
4/11/83	Fayetteville, Ark.	W	9-1
5/13/83	Austin, Texas!	W	4-3
5/15/83	Austin, Texas!	W	9-7
4/14/84	Houston, Texas	L	6-5
4/14/84	Houston, Texas	W	17-4
4/15/84	Houston, Texas	L	4-3
4/5/85	Fayetteville, Ark.	W	16-12
4/6/85	Fayetteville, Ark.	W	5-4
4/6/85	Fayetteville, Ark.	L	10-9
4/4/86	Houston, Texas	W	15-6
4/5/86	Houston, Texas	W	3-2
4/5/86	Houston, Texas	W	10-6
3/27/87	Fayetteville, Ark.	L	4-3
3/28/87	Fayetteville, Ark.	W	10-3
3/28/87	Fayetteville, Ark.	W	12-6
5/17/87	Austin, Texas!	W	14-9
4/1/88	Houston, Texas	L	8-2
4/2/88	Houston, Texas	W	16-7
4/2/88	Houston, Texas	L	6-5 (10)
3/24/89	Fayetteville, Ark.	W	10-1
3/25/89	Fayetteville, Ark.	W	3-0
3/25/89	Fayetteville, Ark.	W	8-3
5/19/89	College Station, Texas!	W	5-4
3/23/90	Houston, Texas	W	6-1
3/24/90	Houston, Texas	W	6-4
3/24/90	Houston, Texas	L	6-0
5/19/90	Austin, Texas!	L	7-1
3/29/91	Fayetteville, Ark.	L	4-3
3/30/91	Fayetteville, Ark.	W	6-2
3/30/91	Fayetteville, Ark.	L	6-5
3/3/12	Houston, Texas	L	4-1
2/27/17	Houston, Texas	W	12-3

ILLINOIS

Overall Series Record: 3-0
Record in Fayetteville, Ark.: 2-0
Record at Neutral Sites: 1-0

DATE	SITE	W/L	SCORE
3/13/84	Fayetteville, Ark.	W	18-5
3/14/84	Fayetteville, Ark.	W	6-5
5/28/89	Waterbury, Conn.+	W	9-2

ILLINOIS STATE

Overall Series Record: 7-3
Record in Fayetteville, Ark.: 7-3

DATE	SITE	W/L	SCORE
3/6/92	Fayetteville, Ark.	W	14-3
3/7/92	Fayetteville, Ark.	W	6-5 (10)
3/8/92	Fayetteville, Ark.	W	15-4
2/23/07	Fayetteville, Ark.	W	12-1
2/24/07	Fayetteville, Ark.	L	12-10
2/25/07	Fayetteville, Ark.	W	9-8 (10)
3/3/20	Fayetteville, Ark.	L	8-7
2/18/22	Fayetteville, Ark.	L	3-2
2/19/22	Fayetteville, Ark.	W	5-1
2/20/22	Fayetteville, Ark.	W	4-2

INDIANA

Overall Series Record: 2-1
Record in Fayetteville, Ark.: 1-0
Record at Neutral Sites: 1-1

DATE	SITE	W/L	SCORE
3/28/67	San Antonio, Texas	L	13-3
3/21/82	Fayetteville, Ark.	W	5-3
2/25/22	Round Rock, Texas	W	25

INDIANA STATE

Overall Series Record: 11-4
Record in Fayetteville, Ark.: 9-3
Record in Terre Haute, Ind.: 2-1

DATE	SITE	W/L	SCORE
3/10/84	Fayetteville, Ark.	W	3-2
3/10/84	Fayetteville, Ark.	W	7-3
3/11/84	Fayetteville, Ark.	W	6-3
3/8/85	Fayetteville, Ark.	W	9-7



|| SERIES HISTORY

3/9/85	Fayetteville, Ark.	W	7-2
3/9/85	Fayetteville, Ark.	W	3-1
3/9/86	Fayetteville, Ark.	L	5-1
3/9/86	Fayetteville, Ark.	W	2-1
3/10/86	Fayetteville, Ark.	W	12-3
3/12/88	Fayetteville, Ark.	L	11-9
3/12/88	Fayetteville, Ark.	L	13-9
4/1/90	Fayetteville, Ark.	W	4-2
4/26/91	Terre Haute, Ind.	L	7-3
4/27/91	Terre Haute, Ind.	W	6-5
4/27/91	Terre Haute, Ind.	W	8-3

IOWA

Overall Series Record: 2-0
Record in Fayetteville, Ark.: 1-0
Record at Neutral Sites: 1-0

DATE	SITE	W/L	SCORE
3/27/79	Fayetteville, Ark.	W	7-4
2/14/97	Arlington, Texas	W	26-6

IOWA STATE

Overall Series Record: 11-0
Record in Fayetteville, Ark.: 11-0

DATE	SITE	W/L	SCORE
3/14/77	Fayetteville, Ark.	W	4-1
3/14/77	Fayetteville, Ark.	W	2-0
3/16/86	Fayetteville, Ark.	W	4-0
3/10/89	Fayetteville, Ark.	W	1-0
3/11/89	Fayetteville, Ark.	W	9-4
3/1/96	Fayetteville, Ark.	W	14-0
3/2/96	Fayetteville, Ark.	W	21-5
3/3/96	Fayetteville, Ark.	W	12-2
3/10/97	Fayetteville, Ark.	W	21-11
2/20/99	Fayetteville, Ark.	W	10-4
2/21/99	Fayetteville, Ark.	W	18-7

KANSAS

Overall Series Record: 36-12
Record in Fayetteville, Ark.: 33-9
Record in Lawrence, Kan.: 3-3

DATE	SITE	W/L	SCORE
3/28/60	Fayetteville, Ark.	W	11-6
3/29/60	Fayetteville, Ark.	W	18-0
4/1/63	Lawrence, Kan.	W	15-7
4/2/63	Lawrence, Kan.	L	9-1
5/3/85	Fayetteville, Ark.	W	10-4
5/4/85	Fayetteville, Ark.	W	6-5
5/4/85	Fayetteville, Ark.	W	6-2
2/27/88	Fayetteville, Ark.	W	12-3
2/27/88	Fayetteville, Ark.	W	19-4
2/28/88	Fayetteville, Ark.	W	5-3
2/25/89	Fayetteville, Ark.	W	3-2
2/25/89	Fayetteville, Ark.	W	7-0
2/26/89	Fayetteville, Ark.	W	18-4
2/24/90	Fayetteville, Ark.	L	10-4
2/25/90	Fayetteville, Ark.	W	3-2
2/22/91	Fayetteville, Ark.	W	8-1
2/23/91	Fayetteville, Ark.	W	6-5
2/24/91	Fayetteville, Ark.	W	17-3
2/21/92	Fayetteville, Ark.	W	13-5
2/22/92	Fayetteville, Ark.	L	7-4
2/23/92	Fayetteville, Ark.	L	4-1
3/17/92	Lawrence, Kan.	L	6-5
2/27/93	Fayetteville, Ark.	L	3-1
2/27/93	Fayetteville, Ark.	W	6-4
2/28/93	Fayetteville, Ark.	W	9-2
2/18/94	Fayetteville, Ark.	L	5-3
2/19/94	Fayetteville, Ark.	L	4-2
2/20/94	Fayetteville, Ark.	W	5-3
2/17/95	Fayetteville, Ark.	W	12-10
2/18/95	Fayetteville, Ark.	W	8-2
2/19/95	Fayetteville, Ark.	W	8-6
3/18/96	Lawrence, Kan.	L	8-3
3/18/97	Fayetteville, Ark.	W	8-5
3/19/97	Fayetteville, Ark.	L	8-2
3/18/98	Lawrence, Kan.	W	12-7
3/23/99	Fayetteville, Ark.	W	7-6
3/24/99	Fayetteville, Ark.	L	9-6
3/22/00	Lawrence, Kan.	W	10-3
3/27/01	Fayetteville, Ark.	W	6-5
3/11/03	Fayetteville, Ark.	W	2-1
3/9/07	Fayetteville, Ark.	W	8-7
3/10/07	Fayetteville, Ark.	W	4-0
3/11/07	Fayetteville, Ark.	W	5-2
2/27/08	Fayetteville, Ark.	W	2-1
2/24/09	Fayetteville, Ark.	L	9-3
2/25/09	Fayetteville, Ark.	W	9-8 (10)

3/2/10	Fayetteville, Ark.	W	15-3
3/15/11	Fayetteville, Ark.	W	4-2

KANSAS STATE

Overall Series Record: 30-20
Record in Fayetteville, Ark.: 28-14
Record in Manhattan, Kan.: 0-5
Record at Neutral Sites: 2-1

DATE	SITE	W/L	SCORE
4/4/66	Fayetteville, Ark.	L	12-3
4/4/66	Fayetteville, Ark.	L	6-2
5/8/67	Manhattan, Kan.	L	13-2
5/8/67	Manhattan, Kan.	L	3-2
4/26/69	Fayetteville, Ark.	W	10-6
4/26/69	Fayetteville, Ark.	L	6-4
3/14/73	Fayetteville, Ark.	W	9-7
3/14/73	Fayetteville, Ark.	W	8-2
3/12/74	Fayetteville, Ark.	L	2-1
3/12/74	Fayetteville, Ark.	L	2-1
3/1/75	Fayetteville, Ark.	L	3-0
3/1/75	Fayetteville, Ark.	W	6-1
3/2/75	Fayetteville, Ark.	L	5-4
3/2/75	Fayetteville, Ark.	W	11-1
3/14/80	Fayetteville, Ark.	W	8-4
3/14/80	Fayetteville, Ark.	W	8-3
3/13/83	Fayetteville, Ark.	W	12-1
2/22/85	Fayetteville, Ark.	W	5-1
2/20/86	Fayetteville, Ark.	L	8-7
3/6/87	Fayetteville, Ark.	L	4-3
3/7/87	Fayetteville, Ark.	W	12-7
3/4/88	Fayetteville, Ark.	W	8-7
3/5/88	Fayetteville, Ark.	W	9-5
4/30/89	Fayetteville, Ark.	W	9-4
5/1/89	Fayetteville, Ark.	L	7-2
2/17/90	Fayetteville, Ark.	W	2-1
2/17/90	Fayetteville, Ark.	W	5-1
2/18/90	Fayetteville, Ark.	L	5-4
2/16/91	Fayetteville, Ark.	L	6-0
2/16/91	Fayetteville, Ark.	W	3-2
2/17/91	Fayetteville, Ark.	W	3-2 (10)
2/15/92	Fayetteville, Ark.	L	18-13
2/15/92	Fayetteville, Ark.	W	13-0
2/16/92	Fayetteville, Ark.	W	19-9
3/16/92	Manhattan, Kan.	L	11-7
2/21/93	Fayetteville, Ark.	W	10-1
2/25/94	Fayetteville, Ark.	W	22-4
2/26/94	Fayetteville, Ark.	L	11-10
2/27/94	Fayetteville, Ark.	W	4-1
2/23/96	Fayetteville, Ark.	W	7-6 (10)
2/24/96	Fayetteville, Ark.	W	9-5
2/25/96	Fayetteville, Ark.	W	11-3
2/15/97	Arlington, Texas	L	7-6
3/20/01	Shreveport, La.	W	2-0
3/7/03	Manhattan, Kan.	L	9-8
3/9/03	Fayetteville, Ark.	W	12-4
3/10/03	Fayetteville, Ark.	W	4-3
3/10/03	Fayetteville, Ark.	W	18-5
6/2/13	Manhattan, Kan.+	L	4-3
4/25/17	Kansas City, Mo.	W	6-5

KENT STATE

Overall Series Record: 3-1
Record in Fayetteville, Ark.: 2-1
Record at Neutral Sites: 1-0

DATE	SITE	W/L	SCORE
6/16/12	Omaha, Neb.+	W	8-1
3/9/18	Fayetteville, Ark.	W	7-2
3/9/18	Fayetteville, Ark.	L	10-4
3/11/18	Fayetteville, Ark.	W	11-4

KENTUCKY

Overall Series Record: 47-26
Record in Fayetteville, Ark.: 26-10
Record in Lexington, Ky.: 19-14
Record at Neutral Sites: 2-2

DATE	SITE	W/L	SCORE
2/28/89	Lakeland, Fla.	W	8-4
3/1/89	Lakeland, Fla.	L	6-2
4/4/92	Lexington, Ky.	L	14-6
4/4/92	Lexington, Ky.	W	10-9
4/5/92	Lexington, Ky.	L	10-7
4/9/93	Fayetteville, Ark.	W	1-0
4/10/93	Fayetteville, Ark.	L	9-3
4/10/93	Fayetteville, Ark.	W	8-4
3/23/96	Lexington, Ky.	W	16-9
3/23/96	Lexington, Ky.	L	6-5
3/24/96	Lexington, Ky.	W	7-5

5/15/96	Birmingham, Ala.!	L	7-5
3/21/97	Fayetteville, Ark.	L	11-5
3/22/97	Fayetteville, Ark.	W	9-8 (10)
3/23/97	Fayetteville, Ark.	W	11-4
4/24/98	Lexington, Ky.	W	17-1
4/25/98	Lexington, Ky.	L	15-5
4/26/98	Lexington, Ky.	L	4-3
4/9/99	Fayetteville, Ark.	W	15-2
4/10/99	Fayetteville, Ark.	W	10-1
4/11/99	Fayetteville, Ark.	W	9-5
5/19/99	Hoover, Ala.!	W	6-4
4/28/00	Fayetteville, Ark.	L	7-6
4/29/00	Fayetteville, Ark.	W	12-10
4/30/00	Fayetteville, Ark.	W	8-5
4/27/01	Lexington, Ky.	L	5-4
4/28/01	Lexington, Ky.	W	16-11
4/29/01	Lexington, Ky.	W	9-5
5/3/02	Fayetteville, Ark.	W	5-1
5/4/02	Fayetteville, Ark.	L	5-2
5/5/02	Fayetteville, Ark.	L	1-0
3/28/03	Lexington, Ky.	W	9-2
3/29/03	Lexington, Ky.	W	2-1
3/30/03	Lexington, Ky.	W	10-9
4/23/04	Fayetteville, Ark.	W	9-4
4/24/04	Fayetteville, Ark.	W	5-4
4/25/04	Fayetteville, Ark.	W	11-10
4/30/05	Lexington, Ky.	W	8-5
4/30/05	Lexington, Ky.	L	11-8
5/1/05	Lexington, Ky.	L	7-1
4/14/06	Fayetteville, Ark.	W	10-9
4/15/06	Fayetteville, Ark.	W	10-6
4/16/06	Fayetteville, Ark.	L	7-5
3/16/07	Lexington, Ky.	W	10-2
3/17/07	Lexington, Ky.	L	7-5
3/18/07	Lexington, Ky.	W	14-5
4/2/10	Fayetteville, Ark.	L	12-8
4/3/10	Fayetteville, Ark.	W	10-1
4/4/10	Fayetteville, Ark.	W	17-16
4/23/11	Lexington, Ky.	L	3-2
4/23/11	Lexington, Ky.	L	3-1
4/24/11	Lexington, Ky.	W	5-1 (6)
4/13/12	Fayetteville, Ark.	W	8-7
4/14/12	Fayetteville, Ark.	L	5-4
4/14/12	Fayetteville, Ark.	L	2-1
5/3/13	Lexington, Ky.	W	2-1
5/4/13	Lexington, Ky.	W	5-3
5/4/13	Lexington, Ky.	L	4-3
4/10/15	Fayetteville, Ark.	W	5-3
4/11/15	Fayetteville, Ark.	L	16-4
4/12/15	Fayetteville, Ark.	W	7-3
4/22/16	Lexington, Ky.	W	1-0
4/23/16	Lexington, Ky.	W	2-0
4/23/16	Lexington, Ky.	L	5-4
3/16/18	Fayetteville, Ark.	W	9-4
3/17/18	Fayetteville, Ark.	W	14-2
3/17/18	Fayetteville, Ark.	W	16-9
5/3/19	Lexington, Ky.	W	5-2
5/5/19	Lexington, Ky.	W	9-1 (7)
5/5/19	Lexington, Ky.	L	4-3 (7)
3/18/22	Fayetteville, Ark.	W	6-2
3/19/22	Fayetteville, Ark.	W	9-3
3/20/22	Fayetteville, Ark.	W	3-1

LAMAR

Overall Series Record: 5-3
Record in Fayetteville, Ark.: 5-1
Record at Neutral Sites: 0-2

DATE	SITE	W/L	SCORE
3/25/74	Fayetteville, Ark.	W	5-4
3/27/91	Fayetteville, Ark.	W	14-2
3/28/91	Fayetteville, Ark.	W	6-5
5/12/93	Fayetteville, Ark.	W	5-1
5/13/93	Fayetteville, Ark.	W	12-10
5/13/93	Fayetteville, Ark.	L	14-7
5/30/03	Austin, Texas+	L	3-2
5/31/03	Austin, Texas+	L	7-6 (11)

LE MOYNE

Overall Series Record: 2-1
Record in Fayetteville, Ark.: 1-0
Record at Neutral Sites: 1-1

DATE	SITE	W/L	SCORE
5/25/89	Waterbury, Conn.+	L	7-5
5/29/89	Waterbury, Conn.+	W	6-5
6/4/04	Fayetteville, Ark.+	W	4-1



LIBERTY

Overall Series Record: 1-0
Record at Neutral Sites: 1-0

DATE	SITE	W/L	SCORE
5/30/14	Charlottesville, Va.+	W	3-2

LINCOLN

Overall Series Record: 2-0
Record in Fayetteville, Ark.: 2-0

DATE	SITE	W/L	SCORE
3/8/72	Fayetteville, Ark.	W	8-2
3/8/72	Fayetteville, Ark.	W	10-0

LITTLE ROCK

Overall Series Record: 3-1
Record in Fayetteville, Ark.: 3-1

DATE	SITE	W/L	SCORE
4/2/19	Fayetteville, Ark.	L	17-7
4/6/21	Fayetteville, Ark.	W	7-2
4/7/21	Fayetteville, Ark.	W	10-3
3/29/22	Fayetteville, Ark.	W	16-8

LONG BEACH STATE

Overall Series Record: 6-7
Record in Fayetteville, Ark.: 4-3
Record in Long Beach, Calif.: 2-4

DATE	SITE	W/L	SCORE
4/7/98	Fayetteville, Ark.	W	5-3
4/8/98	Fayetteville, Ark.	W	12-9
3/5/99	Long Beach, Calif.	L	5-4 (12)
3/6/99	Long Beach, Calif.	W	11-4
3/7/99	Long Beach, Calif.	L	8-0
2/25/00	Fayetteville, Ark.	L	9-8
2/26/00	Fayetteville, Ark.	L	16-3
2/27/00	Fayetteville, Ark.	L	8-6
2/17/01	Fayetteville, Ark.	W	12-4
2/18/01	Fayetteville, Ark.	W	6-3
2/22/02	Long Beach, Calif.	L	7-1
2/23/02	Long Beach, Calif.	L	4-0
2/24/02	Long Beach, Calif.	W	5-3

LOUISIANA COLLEGE

Overall Series Record: 0-1
Record in Pineville, La.: 0-1

DATE	SITE	W/L	SCORE
1960	Pineville, La.	L	12-5

LOUISIANA

Overall Series Record: 2-4
Record in Fayetteville, Ark.: 1-0
Record in Lafayette, La.: 0-2
Record at Neutral Sites: 1-2

DATE	SITE	W/L	SCORE
5/15/85	Fayetteville, Ark.	W	11-2
2/26/86	Lafayette, La.	L	5-3
3/19/89	Shreveport, La.	L	8-4
3/16/91	Shreveport, La.	L	11-2
2/12/99	Lafayette, La.	L	6-2
2/27/22	Round Rock, Texas	W	6-4

LOUISIANA TECH

Overall Series Record: 27-7
Record in Fayetteville, Ark.: 13-2
Record in Ruston, La.: 9-4
Record at Neutral Sites: 5-1

DATE	SITE	W/L	SCORE
2/27/86	Ruston, La.	W	12-2
3/18/88	Shreveport, La.	W	4-2
3/21/90	Fayetteville, Ark.	W	6-3
3/21/90	Fayetteville, Ark.	W	4-1
4/9/97	Fayetteville, Ark.	W	8-0
4/9/97	Fayetteville, Ark.	W	3-2
3/31/98	Fayetteville, Ark.	W	19-8
3/16/99	Ruston, La.	W	10-3
3/20/01	Shreveport, La.	L	12-1
3/19/03	Shreveport, La.	W	19-7
2/13/04	Fayetteville, Ark.	W	2-0
2/14/04	Fayetteville, Ark.	W	22-2
2/15/04	Fayetteville, Ark.	W	13-2
2/18/05	Ruston, La.	W	5-2
2/19/05	Ruston, La.	L	10-8
2/20/05	Ruston, La.	W	9-4
2/24/06	Fayetteville, Ark.	W	10-9

2/24/06	Fayetteville, Ark.	W	13-2
2/25/06	Fayetteville, Ark.	W	10-2
2/2/07	Ruston, La.	W	4-2
2/3/07	Ruston, La.	L	9-2
2/4/07	Ruston, La.	W	6-2
2/29/08	College Station, Texas	W	9-8
5/11/10	North Little Rock, Ark.	W	5-4 (10)
5/15/12	North Little Rock, Ark.	W	6-5 (10)
3/2/16	Fayetteville, Ark.	L	3-2
2/28/17	Ruston, La.	L	4-3
3/1/17	Ruston, La.	W	13-10
3/8/19	Fayetteville, Ark.	W	4-2
3/9/19	Fayetteville, Ark.	L	12-7
3/10/19	Fayetteville, Ark.	W	11-0
3/12/21	Ruston, La.	W	9-7 (10)
3/13/21	Ruston, La.	W	8-1
3/14/21	Ruston, La.	L	2-0

LOYOLA (LA.)

Overall Series Record: 0-2
Record in New Orleans, La.: 0-2

DATE	SITE	W/L	SCORE
1960	New Orleans, La.	L	11-6
1960	New Orleans, La.	L	9-5

LOYOLA MARYMOUNT

Overall Series Record: 2-2
Record at Home: 2-1
Record at Neutral Sites: 0-1

DATE	SITE	W/L	SCORE
5/27/88	Stillwater, Okla.+	L	8-3
3/6/15	Fayetteville, Ark.	W	2-1
3/7/15	Fayetteville, Ark.	W	13-7
3/8/15	Fayetteville, Ark.	L	9-0

LSU

Overall Series Record: 39-75
Record in Fayetteville, Ark.: 21-25
Record in Baton Rouge, La.: 14-37
Record at Neutral Sites: 4-13

DATE	SITE	W/L	SCORE
1960	Fayetteville, Ark.	L	5-1
1960	Baton Rouge, La.	W	11-5
4/15/63	Baton Rouge, La.	L	10-5
4/16/63	Baton Rouge, La.	L	10-2
2/22/86	Baton Rouge, La.	L	8-7
2/23/86	Baton Rouge, La.	W	7-6
6/3/87	Omaha, Neb.+	L	5-2
4/18/92	Baton Rouge, La.	L	12-2
4/18/92	Baton Rouge, La.	L	12-4
4/19/92	Baton Rouge, La.	L	8-4
5/14/93	New Orleans, La.!	L	8-1
4/24/93	Fayetteville, Ark.	L	3-0
4/24/93	Fayetteville, Ark.	L	4-2
4/25/93	Fayetteville, Ark.	L	8-2
5/22/93	Baton Rouge, La.!	L	13-7
4/23/94	Baton Rouge, La.	L	11-3
4/23/94	Baton Rouge, La.	L	16-4
4/24/94	Baton Rouge, La.	W	6-5
5/20/94	Oxford, Miss.!	L	6-4
4/21/95	Fayetteville, Ark.	L	10-3
4/23/95	Fayetteville, Ark.	L	13-7
4/23/95	Fayetteville, Ark.	W	5-3
5/21/95	Starkville, Miss.!	L	7-6
4/19/96	Baton Rouge, La.	W	3-2
4/20/96	Baton Rouge, La.	L	11-4
4/21/96	Baton Rouge, La.	L	9-4
5/2/97	Fayetteville, Ark.	L	13-8
5/3/97	Fayetteville, Ark.	L	11-5
5/4/97	Fayetteville, Ark.	W	16-1
2/28/98	New Orleans, La.	W	6-5 (10)
3/20/98	Baton Rouge, La.	L	9-5
3/21/98	Baton Rouge, La.	L	6-3
3/22/98	Baton Rouge, La.	L	27-6
5/13/98	Hoover, Ala.!	W	8-4
3/19/99	Fayetteville, Ark.	W	11-4
3/20/99	Fayetteville, Ark.	L	10-4
3/21/99	Fayetteville, Ark.	W	7-6
5/21/99	Hoover, Ala.!	W	9-8
4/7/00	Baton Rouge, La.	L	12-3
4/8/00	Baton Rouge, La.	L	12-5
4/9/00	Baton Rouge, La.	L	17-11
5/4/01	Fayetteville, Ark.	W	8-1
5/5/01	Fayetteville, Ark.	W	5-4
5/6/01	Fayetteville, Ark.	W	4-3
4/26/02	Baton Rouge, La.	L	3-0
4/27/02	Baton Rouge, La.	L	8-0

4/28/02	Baton Rouge, La.	L	13-5
5/16/03	Fayetteville, Ark.	L	11-3
5/17/03	Fayetteville, Ark.	W	6-5 (10)
5/18/03	Fayetteville, Ark.	L	6-2
5/22/03	Hoover, Ala.!	L	5-4
4/9/04	Baton Rouge, La.	W	11-8
4/10/04	Baton Rouge, La.	W	11-10
4/11/04	Baton Rouge, La.	W	7-5
4/22/05	Fayetteville, Ark.	L	10-7
4/23/05	Fayetteville, Ark.	L	7-0
4/24/05	Fayetteville, Ark.	L	6-0
4/28/06	Baton Rouge, La.	L	7-6
4/29/06	Baton Rouge, La.	W	4-2
4/30/06	Baton Rouge, La.	L	7-5
5/4/07	Fayetteville, Ark.	L	6-5
5/5/07	Fayetteville, Ark.	W	5-0
5/6/07	Fayetteville, Ark.	L	5-3
3/21/08	Baton Rouge, La.	L	8-7 (11)
3/22/08	Baton Rouge, La.	W	14-13 (10)
3/23/08	Baton Rouge, La.	L	4-2
5/2/09	Fayetteville, Ark.	W	11-4
5/2/09	Fayetteville, Ark.	L	5-0
5/3/09	Fayetteville, Ark.	L	4-3
6/15/09	Omaha, Neb.+	L	9-1
6/19/09	Omaha, Neb.+	L	14-5
3/19/10	Baton Rouge, La.	W	6-3
3/20/10	Baton Rouge, La.	L	8-7
3/21/10	Baton Rouge, La.	L	5-1
4/8/11	Fayetteville, Ark.	W	2-0
4/9/11	Fayetteville, Ark.	W	4-3
4/10/11	Fayetteville, Ark.	W	5-4
3/30/12	Baton Rouge, La.	L	10-6
3/31/12	Baton Rouge, La.	L	2-1
4/1/12	Baton Rouge, La.	L	3-2 (11)
4/12/13	Fayetteville, Ark.	L	6-2
4/13/13	Fayetteville, Ark.	W	8-3
4/14/13	Fayetteville, Ark.	L	5-3 (10)
5/23/13	Hoover, Ala.!	W	4-1
5/25/13	Hoover, Ala.!	L	3-1
4/11/14	Baton Rouge, La.	L	10-7
4/12/14	Baton Rouge, La.	L	5-3
4/13/14	Baton Rouge, La.	W	10-4
5/22/14	Hoover, Ala.!	L	7-2
5/24/14	Hoover, Ala.!	L	11-1
3/19/15	Fayetteville, Ark.	W	5-1
3/20/15	Fayetteville, Ark.	L	16-3
3/21/15	Fayetteville, Ark.	L	7-4
5/21/15	Hoover, Ala.!	L	10-5
5/6/16	Baton Rouge, La.	L	5-4
5/7/16	Baton Rouge, La.	L	10-9 (10)
5/8/16	Baton Rouge, La.	L	7-1
4/7/17	Fayetteville, Ark.	W	9-3
4/8/17	Fayetteville, Ark.	L	10-8
4/9/17	Fayetteville, Ark.	L	2-0
5/27/17	Hoover, Ala.!	L	4-2
5/4/18	Baton Rouge, La.	W	5-4
5/5/18	Baton Rouge, La.	L	6-4
5/6/18	Baton Rouge, La.	L	7-5
5/26/18	Hoover, Ala.!	L	2-1
5/9/19	Fayetteville, Ark.	W	14-4
5/10/19	Fayetteville, Ark.	W	11-6
5/11/19	Fayetteville, Ark.	L	3-2
4/30/21	Baton Rouge, La.	W	7-0
5/1/21	Baton Rouge, La.	W	17-10
5/1/21	Baton Rouge, La.	L	5-4
4/14/22	Fayetteville, Ark.	W	5-4
4/15/22	Fayetteville, Ark.	W	4-0
4/16/22	Fayetteville, Ark.	W	6-2

LUBBOCK CHRISTIAN

Overall Series Record: 4-0
Record in Fayetteville, Ark.: 4-0

DATE	SITE	W/L	SCORE
3/1/85	Fayetteville, Ark.	W	15-4
3/2/85	Fayetteville, Ark.	W	15-1
3/2/85	Fayetteville, Ark.	W	4-1
3/9/87	Fayetteville, Ark.	W	13-3

LUTHER

Overall Series Record: 4-0
Record in Fayetteville, Ark.: 4-0

DATE	SITE	W/L	SCORE
3/22/76	Fayetteville, Ark.	W	6-5
3/22/76	Fayetteville, Ark.	W	13-3
3/20/78	Fayetteville, Ark.	W	5-1
3/20/78	Fayetteville, Ark.	W	10-0



II SERIES HISTORY

MAINE

Overall Series Record: 1-0
Record at Neutral Sites: 1-0

DATE	SITE	W/L	SCORE
3/15/90	Fresno, Calif.	W	14-0

MANKATO STATE

Overall Series Record: 3-1
Record in Fayetteville, Ark.: 3-1

DATE	SITE	W/L	SCORE
3/18/74	Fayetteville, Ark.	W	4-2
3/18/74	Fayetteville, Ark.	L	9-3
3/23/76	Fayetteville, Ark.	W	2-0
3/23/76	Fayetteville, Ark.	W	2-0

MARYLAND

Overall Series Record: 0-1
Record at Neutral Sites: 0-1

DATE	SITE	W/L	SCORE
2/22/15	Mobile, Ala.	L	13-6

MCNEESE STATE

Overall Series Record: 6-3
Record in Fayetteville, Ark.: 4-3
Record in Lake Charles, La.: 2-0

DATE	SITE	W/L	SCORE
3/8/02	Fayetteville, Ark.	W	5-2
3/9/02	Fayetteville, Ark.	L	14-9
3/10/02	Fayetteville, Ark.	L	4-1
2/24/04	Fayetteville, Ark.	W	7-1
2/25/04	Fayetteville, Ark.	W	7-2
3/23/10	Lake Charles, La.	W	3-2
3/24/10	Lake Charles, La.	W	7-6
3/1/11	Fayetteville, Ark.	L	8-6
3/2/11	Fayetteville, Ark.	W	8-3

MEMPHIS

Overall Series Record: 28-13-1
Record in Fayetteville, Ark.: 13-3
Record in Memphis, Tenn.: 12-7-1
Record in North Little Rock, Ark.: 2-1
Record at Neutral Sites: 1-2

DATE	SITE	W/L	SCORE
3/27/64	Little Rock, Ark.	L	5-3
3/28/64	Little Rock, Ark.	L	13-6
3/30/64	Memphis, Tenn.	L	6-0
3/31/64	Memphis, Tenn.	W	4-0
4/23/65	Fayetteville, Ark.	L	6-4
4/23/65	Fayetteville, Ark.	W	4-2
4/9/66	Memphis, Tenn.	L	9-8
4/9/66	Memphis, Tenn.	L	6-1
4/15/67	Memphis, Tenn.	L	8-1
4/15/67	Memphis, Tenn.	W	4-0
4/15/68	Fayetteville, Ark.	L	7-4
4/15/68	Fayetteville, Ark.	W	13-7
4/12/69	Memphis, Tenn.	L	6-0
4/12/69	Memphis, Tenn.	W	10-3
5/2/70	Memphis, Tenn.	W	7-6
5/2/70	Memphis, Tenn.	W	7-3
4/24/71	Fayetteville, Ark.	W	6-5
4/24/71	Fayetteville, Ark.	W	4-3
4/14/73	Fayetteville, Ark.	W	1-0
4/14/73	Fayetteville, Ark.	L	3-0
3/1/86	Little Rock, Ark.	W	6-2
2/14/87	Memphis, Tenn.	W	3-1
2/14/87	Memphis, Tenn.	T	2-2
2/21/87	Fayetteville, Ark.	W	21-5
2/22/87	Fayetteville, Ark.	W	14-7
3/15/93	Memphis, Tenn.	L	6-3
3/17/93	Memphis, Tenn.	L	8-7
3/16/94	Fayetteville, Ark.	W	7-1
3/17/94	Fayetteville, Ark.	W	6-3
5/15/95	Memphis, Tenn.	W	1-0
2/23/03	Memphis, Tenn.	W	10-9
3/22/11	North Little Rock, Ark.	W	7-2
3/23/11	Memphis, Tenn.	W	7-3
3/24/15	North Little Rock, Ark.	L	5-4
3/25/15	Memphis, Tenn.	W	7-3
4/6/16	Memphis, Tenn.	W	12-4
4/18/17	Fayetteville, Ark.	W	16-7
4/19/17	North Little Rock, Ark.	W	2-0
3/27/18	Memphis, Tenn.	W	8-7
2/27/19	Fayetteville, Ark.	W	10-3
3/23/21	Fayetteville, Ark.	W	14-1
3/24/21	Fayetteville, Ark.	W	9-4

MIAMI (FLA.)

Overall Series Record: 0-5
Record in Coral Gables, Fla.: 0-3
Record at Neutral Sites: 0-2

DATE	SITE	W/L	SCORE
2/9/85	Coral Gables, Fla.	L	5-2
2/9/85	Coral Gables, Fla.	L	2-1
2/10/85	Coral Gables, Fla.	L	4-0
3/4/01	Minneapolis, Minn.	L	8-2
6/15/15	Omaha, Neb.+	L	4-3

MIAMI (OHIO)

Overall Series Record: 6-0
Record in Fayetteville, Ark.: 5-0
Record at Neutral Sites: 1-0

DATE	SITE	W/L	SCORE
3/4/00	Fayetteville, Ark.	W	15-5
3/5/00	Fayetteville, Ark.	W	5-1
6/3/05	Austin, Texas+	W	9-5
2/17/17	Fayetteville, Ark.	W	7-0
2/18/17	Fayetteville, Ark.	W	5-1
2/19/17	Fayetteville, Ark.	W	11-1

MIDDLE TENNESSEE

Overall Series Record: 1-0
Record at Neutral Sites: 1-0

DATE	SITE	W/L	SCORE
5/22/87	Huntsville, Ala.+	W	10-7

MINNESOTA

Overall Series Record: 7-3
Record in Fayetteville, Ark.: 4-0
Record in Minneapolis, Minn.: 2-2
Record at Neutral Sites: 1-1

DATE	SITE	W/L	SCORE
3/28/70	San Antonio, Texas	L	10-1
3/28/70	San Antonio, Texas	W	8-7
4/3/83	Fayetteville, Ark.	W	8-5
3/5/93	Minneapolis, Minn.	W	11-4
3/2/01	Minneapolis, Minn.	L	6-0
2/25/05	Fayetteville, Ark.	W	5-4
2/26/05	Fayetteville, Ark.	W	12-3
2/27/05	Fayetteville, Ark.	W	4-3
3/4/07	Minneapolis, Minn.	W	5-1
3/4/07	Minneapolis, Minn.	L	10-5

MISSISSIPPI COLLEGE

Overall Series Record: 2-2
Record in Clinton, Miss.: 2-2

DATE	SITE	W/L	SCORE
4/17/63	Clinton, Miss.	W	7-3
4/18/63	Clinton, Miss.	L	3-0
3/22/69	Clinton, Miss.	W	13-3
3/24/69	Clinton, Miss.	L	1-0

MISSISSIPPI STATE

Overall Series Record: 54-57
Record in Fayetteville, Ark.: 27-19
Record in Starkville, Miss.: 19-29
Record at Neutral Sites: 8-9

DATE	SITE	W/L	SCORE
1960	Fayetteville, Ark.	L	3-2
4/11/66	Starkville, Miss.	L	9-3
4/12/66	Starkville, Miss.	L	18-0
4/12/68	Starkville, Miss.	L	19-11
5/4/70	Starkville, Miss.	L	6-0
5/4/70	Starkville, Miss.	L	1-0
4/23/80	Greenville, Miss.	L	7-6 (11)
4/29/81	Greenville, Miss.	L	11-6
4/28/82	Greenville, Miss.	L	8-7
4/26/83	Greenville, Miss.	L	9-2
4/27/83	Helena, Ark.	W	5-3
4/24/84	Greenville, Miss.	L	9-8
4/25/84	Little Rock, Ark.	W	10-9 (10)
4/30/85	Greenville, Miss.	L	16-2
5/1/85	Little Rock, Ark.	W	13-1
6/3/85	Omaha, Neb.+	L	5-4
4/25/92	Starkville, Miss.	L	2-0
4/25/92	Starkville, Miss.	L	3-2
4/26/92	Starkville, Miss.	L	7-6
5/1/93	Fayetteville, Ark.	L	5-3
5/1/93	Fayetteville, Ark.	L	6-4
5/2/93	Fayetteville, Ark.	W	8-3
5/20/93	Baton Rouge, La.!	W	5-2

4/29/94	Starkville, Miss.	L	10-9
4/30/94	Starkville, Miss.	W	12-11
5/1/94	Starkville, Miss.	W	14-4
4/28/95	Fayetteville, Ark.	W	16-1
4/29/95	Fayetteville, Ark.	W	10-9
4/30/95	Fayetteville, Ark.	W	12-7
4/26/96	Starkville, Miss.	L	8-6
4/27/96	Starkville, Miss.	W	6-2
4/28/96	Starkville, Miss.	L	10-6
5/9/97	Fayetteville, Ark.	W	8-5
5/10/97	Fayetteville, Ark.	L	13-5
5/11/97	Fayetteville, Ark.	L	17-10
5/8/98	Starkville, Miss.	W	14-10 (10)
5/9/98	Starkville, Miss.	L	17-3
5/10/98	Starkville, Miss.	W	8-3
5/14/98	Hoover, Ala.!	W	10-3
5/16/98	Hoover, Ala.!	W	7-3
4/30/99	Fayetteville, Ark.	W	6-4
5/1/99	Fayetteville, Ark.	W	7-4
5/2/99	Fayetteville, Ark.	W	7-5
3/31/00	Starkville, Miss.	L	3-2
3/30/01	Fayetteville, Ark.	W	6-5
3/31/01	Fayetteville, Ark.	L	9-3
4/1/01	Fayetteville, Ark.	L	10-2
4/12/02	Starkville, Miss.	L	17-4
4/13/02	Starkville, Miss.	W	7-3
4/14/02	Starkville, Miss.	L	6-4
3/21/03	Fayetteville, Ark.	L	4-3 (10)
3/22/03	Fayetteville, Ark.	L	8-3
3/23/03	Fayetteville, Ark.	L	5-1
5/15/04	Starkville, Miss.	L	3-2
5/16/04	Starkville, Miss.	L	5-4
5/16/04	Starkville, Miss.	W	4-2
3/25/05	Fayetteville, Ark.	L	5-3
3/26/05	Fayetteville, Ark.	L	13-4
3/27/05	Fayetteville, Ark.	W	10-5
4/22/06	Starkville, Miss.	W	6-2
4/22/06	Starkville, Miss.	L	9-8
4/23/06	Starkville, Miss.	W	6-4
4/6/07	Fayetteville, Ark.	L	11-9
4/7/07	Fayetteville, Ark.	L	2-1
4/8/07	Fayetteville, Ark.	W	9-3
5/15/08	Starkville, Miss.	L	6-5
5/16/08	Starkville, Miss.	L	6-5
5/17/08	Starkville, Miss.	W	15-10
3/27/09	Fayetteville, Ark.	W	20-9
3/29/09	Fayetteville, Ark.	W	5-1
3/29/09	Fayetteville, Ark.	L	12-4
4/9/10	Starkville, Miss.	W	8-3
4/10/10	Starkville, Miss.	W	8-5
4/11/10	Starkville, Miss.	W	13-3
4/15/11	Fayetteville, Ark.	W	6-5
4/16/11	Fayetteville, Ark.	W	6-1
4/17/11	Fayetteville, Ark.	L	5-3
5/26/11	Hoover, Ala.!	W	7-2
3/23/12	Starkville, Miss.	L	11-2
3/24/12	Starkville, Miss.	W	8-0
3/25/12	Starkville, Miss.	W	8-5 (11)
5/22/12	Hoover, Ala.!	L	9-1
3/29/13	Fayetteville, Ark.	W	5-4
3/30/13	Fayetteville, Ark.	L	4-1
3/31/13	Fayetteville, Ark.	W	3-1
3/29/14	Starkville, Miss.	W	4-0
3/29/14	Starkville, Miss.	L	5-1
3/30/14	Starkville, Miss.	L	5-1
4/24/15	Fayetteville, Ark.	W	7-6
4/25/15	Fayetteville, Ark.	W	6-1
4/26/15	Fayetteville, Ark.	L	2-1
5/19/16	Starkville, Miss.	L	7-0
5/20/16	Starkville, Miss.	L	5-1
5/21/16	Starkville, Miss.	L	9-4
3/17/17	Fayetteville, Ark.	W	3-1
3/18/17	Fayetteville, Ark.	W	5-4
3/19/17	Fayetteville, Ark.	W	6-1
5/25/17	Hoover, Ala.!	L	4-3
5/26/17	Hoover, Ala.!	W	9-2
4/20/18	Starkville, Miss.	L	6-5
4/21/18	Starkville, Miss.	L	5-3
4/21/18	Starkville, Miss.	L	7-5
4/18/19	Fayetteville, Ark.	W	5-3
4/19/19	Fayetteville, Ark.	W	12-5
4/20/19	Fayetteville, Ark.	W	10-2
3/26/21	Starkville, Miss.	W	8-2
3/27/21	Starkville, Miss.	W	11-5
3/28/21	Starkville, Miss.	W	6-4
4/1/22	Fayetteville, Ark.	W	8-1
4/2/22	Fayetteville, Ark.	W	12-5
4/3/22	Fayetteville, Ark.	L	5-3 (12)



MISSISSIPPI VALLEY STATE

Overall Series Record: 10-0
Record in Fayetteville, Ark.: 8-0
Record at Neutral Sites: 2-0

DATE	SITE	W/L	SCORE
5/12/08	Fayetteville, Ark.	W	12-3
3/26/13	Fayetteville, Ark.	W	6-0
3/27/13	North Little Rock, Ark.	W	2-1
3/25/14	Fayetteville, Ark.	W	6-0
3/25/14	Fayetteville, Ark.	W	12-1
3/26/14	North Little Rock, Ark.	W	3-0
4/7/15	Fayetteville, Ark.	W	8-1
4/8/15	Fayetteville, Ark.	W	14-0
2/23/16	Fayetteville, Ark.	W	21-4
2/24/16	Fayetteville, Ark.	W	20-0

MISSOURI

Overall Series Record: 23-15
Record in Fayetteville, Ark.: 11-4
Record in Columbia, Mo.: 11-7
Record at Neutral Sites: 1-4

DATE	SITE	W/L	SCORE
1960	Fayetteville, Ark.	L	21-8
1960	Fayetteville, Ark.	W	9-8
4/3/62	Columbia, Mo.	L	15-7
4/4/62	Columbia, Mo.	L	10-4
3/30/63	Fayetteville, Ark.	L	10-6
3/30/63	Fayetteville, Ark.	W	6-5
3/27/68	San Antonio, Texas	L	8-4
3/22/72	Columbia, Mo.	W	9-6
3/22/72	Columbia, Mo.	L	3-1
5/23/80	Tulsa, Okla.+	L	6-0
3/2/81	Lakeland, Fla.	W	7-5
3/3/81	Lakeland, Fla.	L	8-6
2/27/84	Lakeland, Fla.	L	4-0
5/10/87	Columbia, Mo.	L	12-11 (10)
4/27/88	Fayetteville, Ark.	W	8-6
4/11/89	Columbia, Mo.	W	7-4
4/16/91	Columbia, Mo.	L	11-3
4/1/97	Fayetteville, Ark.	W	4-3
4/15/97	Columbia, Mo.	W	8-6
3/19/02	Columbia, Mo.	W	11-10
6/5/04	Fayetteville, Ark.+	W	10-7
5/1/12	Fayetteville, Ark.	W	6-3
5/2/12	Fayetteville, Ark.	W	2-0
5/15/14	Columbia, Mo.	W	9-4
5/16/14	Columbia, Mo.	W	4-0
5/17/14	Columbia, Mo.	W	7-5 (10)
4/1/16	Fayetteville, Ark.	W	7-6
4/2/16	Fayetteville, Ark.	L	8-5
4/3/16	Fayetteville, Ark.	L	10-1
3/24/17	Columbia, Mo.	W	9-2
3/25/17	Columbia, Mo.	L	7-2
3/26/17	Columbia, Mo.	W	9-8
3/15/19	Fayetteville, Ark.	W	2-0
3/16/19	Fayetteville, Ark.	W	4-3
3/17/19	Fayetteville, Ark.	W	3-2
3/25/22	Columbia, Mo.	W	7-5
3/26/22	Columbia, Mo.	L	7-5
3/27/22	Columbia, Mo.	W	6-4

MISSOURI SOUTHERN

Overall Series Record: 44-11
Record in Fayetteville, Ark.: 43-0-1
Record in Joplin, Mo.: 1-1

DATE	SITE	W/L	SCORE
3/12/76	Fayetteville, Ark.	W	7-0
3/12/76	Fayetteville, Ark.	T	0-0 (12)
3/9/77	Fayetteville, Ark.	W	6-0
3/9/77	Fayetteville, Ark.	W	7-6
2/17/78	Fayetteville, Ark.	W	5-3
2/17/78	Fayetteville, Ark.	W	6-0
2/27/79	Fayetteville, Ark.	W	5-0
2/27/79	Fayetteville, Ark.	W	3-2
1979	Joplin, Mo.	L	9-8
1979	Joplin, Mo.	W	6-5
2/22/80	Fayetteville, Ark.	W	15-0
2/22/80	Fayetteville, Ark.	W	7-0
2/24/81	Fayetteville, Ark.	W	8-2
2/24/81	Fayetteville, Ark.	W	7-4
2/20/82	Fayetteville, Ark.	W	7-2
2/20/82	Fayetteville, Ark.	W	14-2
2/25/83	Fayetteville, Ark.	W	11-3
2/25/83	Fayetteville, Ark.	W	8-6
4/9/84	Fayetteville, Ark.	W	12-1
2/25/85	Fayetteville, Ark.	W	12-1
2/25/85	Fayetteville, Ark.	W	8-3

4/30/86	Fayetteville, Ark.	W	4-1
2/23/87	Fayetteville, Ark.	W	4-3
2/23/87	Fayetteville, Ark.	W	13-10
4/29/87	Fayetteville, Ark.	W	20-5
2/13/88	Fayetteville, Ark.	W	12-4
2/14/88	Fayetteville, Ark.	W	17-5
2/24/89	Fayetteville, Ark.	W	6-2
2/16/90	Fayetteville, Ark.	W	12-6
2/15/91	Fayetteville, Ark.	W	7-5
2/14/92	Fayetteville, Ark.	W	12-1
2/13/93	Fayetteville, Ark.	W	17-1
2/14/93	Fayetteville, Ark.	W	10-5
3/2/94	Fayetteville, Ark.	W	10-3
2/10/95	Fayetteville, Ark.	W	5-4
2/7/96	Fayetteville, Ark.	W	15-2
4/16/96	Fayetteville, Ark.	W	4-2
2/11/97	Fayetteville, Ark.	W	24-1
4/2/97	Fayetteville, Ark.	W	12-8
2/11/98	Fayetteville, Ark.	W	24-5
4/21/98	Fayetteville, Ark.	W	11-2
2/6/99	Fayetteville, Ark.	W	7-6
2/5/00	Fayetteville, Ark.	W	18-5
2/4/01	Fayetteville, Ark.	W	25-6
2/11/02	Fayetteville, Ark.	W	13-1
4/29/03	Fayetteville, Ark.	W	7-3

MISSOURI STATE

Overall Series Record: 55-27
Record in Fayetteville, Ark.: 36-14
Record in Springfield, Mo.: 19-12
Record at Neutral Sites: 0-1

DATE	SITE	W/L	SCORE
3/26/66	Fayetteville, Ark.	W	7-5
4/22/67	Springfield, Mo.	L	6-5
4/22/67	Springfield, Mo.	L	4-3
1968	Springfield, Mo.	W	12-9
5/6/69	Fayetteville, Ark.	W	3-2
5/6/69	Fayetteville, Ark.	L	2-0
4/18/70	Springfield, Mo.	W	6-4
4/13/71	Fayetteville, Ark.	W	6-2
4/13/71	Fayetteville, Ark.	L	3-2
4/18/72	Springfield, Mo.	L	7-2
4/18/72	Springfield, Mo.	W	8-7
1973	Fayetteville, Ark.	W	7-5
1973	Fayetteville, Ark.	W	13-4
4/9/74	Springfield, Mo.	W	9-5
4/9/74	Springfield, Mo.	W	10-8
4/6/76	Fayetteville, Ark.	W	11-3
4/6/76	Fayetteville, Ark.	W	8-5
4/5/77	Fayetteville, Ark.	W	4-3
4/5/77	Fayetteville, Ark.	W	6-3
4/5/78	Springfield, Mo.	L	15-4
4/5/78	Springfield, Mo.	W	3-2
4/3/79	Fayetteville, Ark.	W	5-1
4/3/79	Fayetteville, Ark.	W	4-3
4/27/81	Fayetteville, Ark.	W	6-4
4/27/81	Fayetteville, Ark.	L	4-3
4/20/82	Fayetteville, Ark.	W	9-8
4/20/82	Fayetteville, Ark.	W	6-2
4/19/83	Springfield, Mo.	W	6-3
4/19/83	Springfield, Mo.	L	3-2
4/17/84	Fayetteville, Ark.	W	9-5
4/17/84	Fayetteville, Ark.	W	5-1
4/16/85	Fayetteville, Ark.	W	6-5
4/8/86	Fayetteville, Ark.	W	6-2
5/10/88	Springfield, Mo.	L	9-5
3/2/90	Fayetteville, Ark.	W	12-11
4/18/90	Fayetteville, Ark.	W	7-2
4/24/91	Fayetteville, Ark.	W	1-0
4/30/91	Springfield, Mo.	L	6-4
3/4/92	Fayetteville, Ark.	W	15-8
4/30/92	Springfield, Mo.	W	12-10
3/24/93	Fayetteville, Ark.	W	8-4
4/28/93	Springfield, Mo.	L	11-10
4/19/94	Springfield, Mo.	W	16-7
2/21/96	Springfield, Mo.	W	6-0
2/24/98	Fayetteville, Ark.	L	4-2
3/2/99	Springfield, Mo.	L	9-3
5/29/99	Fayetteville, Ark.+	L	9-8 (10)
2/5/00	Fayetteville, Ark.	W	7-2
4/3/01	Springfield, Mo.	L	10-9
2/16/02	Arlington, Texas	L	3-2
3/5/02	Fayetteville, Ark.	W	10-1
4/3/02	Springfield, Mo.	W	7-4
5/1/02	Fayetteville, Ark.	L	10-7
3/25/03	Fayetteville, Ark.	W	5-4
4/6/04	Fayetteville, Ark.	L	6-5 (16)
4/13/05	Fayetteville, Ark.	W	14-5
4/19/05	Springfield, Mo.	W	9-4

4/4/06	Fayetteville, Ark.	L	10-5
4/11/06	Springfield, Mo.	L	4-2
4/11/07	Fayetteville, Ark.	W	2-0
4/18/07	Springfield, Mo.	W	16-2
4/1/08	Springfield, Mo.	W	7-6 (10)
4/30/08	Fayetteville, Ark.	W	14-6
3/25/09	Fayetteville, Ark.	W	10-0
3/31/09	Springfield, Mo.	W	2-0
4/28/10	Fayetteville, Ark.	W	5-4
4/12/11	Springfield, Mo.	W	2-1
4/30/13	Fayetteville, Ark.	W	6-3
4/29/14	Springfield, Mo.	W	4-1
3/31/15	Fayetteville, Ark.	L	2-0
6/5/15	Fayetteville, Ark.+	W	18-4
6/6/15	Fayetteville, Ark.+	L	3-1
6/7/15	Fayetteville, Ark.+	W	3-2
5/3/16	Springfield, Mo.	L	14-6
5/17/16	Fayetteville, Ark.	L	8-2
4/11/17	Springfield, Mo.	W	12-4
6/3/17	Fayetteville, Ark.+	L	5-4
6/4/17	Fayetteville, Ark.+	W	11-10
6/5/17	Fayetteville, Ark.+	L	3-2
4/17/18	Fayetteville, Ark.	W	11-7
3/26/19	Springfield, Mo.	W	8-2
4/17/18	Fayetteville, Ark.	W	11-7
5/3/22	Fayetteville, Ark.+	L	6-4

MISSOURI-ST. LOUIS

Overall Series Record: 2-0
Record in Fayetteville, Ark.: 2-0

DATE	SITE	W/L	SCORE
3/31/87	Fayetteville, Ark.	W	11-2
3/31/87	Fayetteville, Ark.	W	14-2

MISSOURI VALLEY

Overall Series Record: 1-0
Record in Fayetteville, Ark.: 1-0

DATE	SITE	W/L	SCORE
2/27/02	Fayetteville, Ark.	W	7-1

MISSOURI WESTERN

Overall Series Record: 17-1
Record in Fayetteville, Ark.: 17-1

DATE	SITE	W/L	SCORE
4/7/72	Fayetteville, Ark.	W	8-5
4/7/72	Fayetteville, Ark.	W	4-3
3/5/74	Fayetteville, Ark.	W	4-0
3/5/74	Fayetteville, Ark.	W	5-2
3/21/78	Fayetteville, Ark.	W	6-3
3/21/78	Fayetteville, Ark.	L	9-8
3/19/79	Fayetteville, Ark.	W	13-0
3/19/79	Fayetteville, Ark.	W	7-6 (11)
3/16/81	Fayetteville, Ark.	W	15-2
3/16/81	Fayetteville, Ark.	W	10-0
3/14/82	Fayetteville, Ark.	W	11-1
3/15/82	Fayetteville, Ark.	W	11-0
3/15/82	Fayetteville, Ark.	W	7-0
3/14/83	Fayetteville, Ark.	W	9-4
3/14/83	Fayetteville, Ark.	W	13-2
3/18/85	Fayetteville, Ark.	W	10-0
3/18/85	Fayetteville, Ark.	W	4-0
3/11/86	Fayetteville, Ark.	W	12-0

MORNINGSIDE

Overall Series Record: 1-1
Record in Fayetteville, Ark.: 1-1

DATE	SITE	W/L	SCORE
4/5/68	Fayetteville, Ark.	L	13-12
4/6/68	Fayetteville, Ark.	W	29-4

MURRAY STATE

Overall Series Record: 5-0
Record in Fayetteville, Ark.: 5-0

DATE	SITE	W/L	SCORE
5/2/86	Fayetteville, Ark.	W	9-3
5/3/86	Fayetteville, Ark.	W	3-2
3/5/21	Fayetteville, Ark.	W	7-6
3/6/21	Fayetteville, Ark.	W	11-6
3/7/21	Fayetteville, Ark.	W	6-0



II SERIES HISTORY

NAVY

Overall Series Record: 2-0
Record at Neutral Sites: 2-0

DATE	SITE	W/L	SCORE
2/28/97	Millington, Texas	W	6-4
2/21/03	Memphis, Tenn.	W	8-1

NEBRASKA

Overall Series Record: 12-12
Record in Fayetteville, Ark.: 10-8
Record in Lincoln, Neb.: 1-3
Record at Neutral Sites: 1-1

DATE	SITE	W/L	SCORE
3/24/75	Fayetteville, Ark.	W	15-6
3/24/75	Fayetteville, Ark.	W	10-4
3/25/75	Fayetteville, Ark.	L	5-4
3/25/75	Fayetteville, Ark.	W	4-2
3/13/88	Fayetteville, Ark.	W	7-4
3/13/88	Fayetteville, Ark.	L	8-5
3/12/89	Fayetteville, Ark.	W	4-1
3/6/91	Fayetteville, Ark.	W	4-3
3/6/91	Fayetteville, Ark.	L	5-3
2/20/00	Arlington, Texas	L	13-2
3/14/00	Fayetteville, Ark.	L	10-4
3/15/00	Fayetteville, Ark.	L	10-3
3/18/08	Lincoln, Neb.	L	6-1
3/19/08	Lincoln, Neb.	W	9-4
3/17/09	Fayetteville, Ark.	W	7-3
3/18/09	Fayetteville, Ark.	L	7-4
4/16/13	Lincoln, Neb.	L	3-0
4/16/13	Lincoln, Neb.	L	4-2
4/1/14	Fayetteville, Ark.	W	4-3
4/2/14	Fayetteville, Ark.	L	6-4
3/4/17	Frisco, Texas	W	15-5
6/5/21	Fayetteville, Ark.+	W	5-1
6/6/21	Fayetteville, Ark.+	L	5-3
6/7/21	Fayetteville, Ark.+	W	6-2

NEBRASKA-KEARNEY

Overall Series Record: 1-1
Record in Fayetteville, Ark.: 1-1

DATE	SITE	W/L	SCORE
4/4/70	Fayetteville, Ark.	W	5-0
4/4/70	Fayetteville, Ark.	L	4-0

NEVADA

Overall Series Record: 1-0
Record in Fayetteville, Ark.: 1-0

DATE	SITE	W/L	SCORE
3/21/12	Fayetteville, Ark.	W	10-2

NJIT

Overall Series Record: 1-0
Record in Fayetteville, Ark.: 1-0

DATE	SITE	W/L	SCORE
6/4/21	Fayetteville, Ark.+	W	13-8

NEW MEXICO

Overall Series Record: 6-2
Record in Fayetteville, Ark.: 3-1
Record at Neutral Sites: 3-1

DATE	SITE	W/L	SCORE
2/27/04	College Station, Texas	L	3-1
2/28/04	College Station, Texas	W	13-3
2/29/04	College Station, Texas	W	5-2
4/13/10	Fayetteville, Ark.	W	4-3 (11)
4/14/10	Fayetteville, Ark.	W	5-4
6/4/11	Tempe, Ariz.+	W	3-0
4/9/13	Fayetteville, Ark.	L	3-0
4/9/13	Fayetteville, Ark.	W	4-3

NEW MEXICO STATE

Overall Series Record: 2-0
Record in Las Cruces, N.M.: 1-0
Record at Neutral Sites: 1-0

DATE	SITE	W/L	SCORE
3/17/73	Las Cruces, N.M.	W	8-4
3/14/91	Shreveport, La.	W	8-3

NEW ORLEANS

Overall Series Record: 3-2
Record in Fayetteville, Ark: 3-0
Record in New Orleans, La.: 0-1
Record at Neutral Sites: 0-1

DATE	SITE	W/L	SCORE
3/15/91	Shreveport, La.	L	3-2
3/1/98	New Orleans, La.	L	13-6
2/19/13	Fayetteville, Ark.	W	14-0 (7)
2/19/13	Fayetteville, Ark.	W	3-0
3/22/17	Fayetteville, Ark.	W	5-2

NICHOLLS STATE

Overall Series Record: 0-1
Record in Thibodaux, La.: 0-1

DATE	SITE	W/L	SCORE
2/25/86	Thibodaux, La.	L	5-3

NORTH CAROLINA

Overall Series Record: 3-0
Record in Chapel Hill, N.C.: 2-0
Record at Neutral Sites: 1-0

DATE	SITE	W/L	SCORE
6/4/89	Omaha, Neb.+	W	7-3
6/11/22	Chapel Hill, N.C.+	W	4-1
6/12/22	Chapel Hill, N.C.+	W	4-3

NORTH CAROLINA STATE

Overall Series Record: 1-2
Record in Fayetteville, Ark.: 1-2

DATE	SITE	W/L	SCORE
6/11/21	Fayetteville, Ark.+	W	21-2
6/12/21	Fayetteville, Ark.+	L	6-5
6/13/21	Fayetteville, Ark.+	L	3-2

NORTH DAKOTA

Overall Series Record: 3-0
Record in Fayetteville, Ark.: 3-0

DATE	SITE	W/L	SCORE
2/13/15	Fayetteville, Ark.	W	11-4
2/14/15	Fayetteville, Ark.	W	13-2
2/14/15	Fayetteville, Ark.	W	12-1

NORTH DAKOTA STATE

Overall Series Record: 2-0
Record in Fayetteville, Ark.: 2-0

DATE	SITE	W/L	SCORE
3/17/82	Fayetteville, Ark.	W	10-2
3/17/82	Fayetteville, Ark.	W	10-1

NORTHEASTERN (OKLA.) STATE

Overall Series Record: 25-2
Record in Fayetteville, Ark.: 25-2

DATE	SITE	W/L	SCORE
1972	Fayetteville, Ark.	L	5-4
1972	Fayetteville, Ark.	W	2-0
3/2/74	Fayetteville, Ark.	W	8-4
3/2/74	Fayetteville, Ark.	W	4-1
3/4/75	Fayetteville, Ark.	W	7-6
3/4/75	Fayetteville, Ark.	W	8-6
4/3/75	Fayetteville, Ark.	W	9-2
4/3/75	Fayetteville, Ark.	W	4-0
2/28/76	Fayetteville, Ark.	W	2-0
2/28/76	Fayetteville, Ark.	W	7-6
2/19/77	Fayetteville, Ark.	W	11-2
2/19/77	Fayetteville, Ark.	W	5-0
3/2/77	Fayetteville, Ark.	W	11-0
2/26/82	Fayetteville, Ark.	W	5-0
2/26/82	Fayetteville, Ark.	W	7-1
2/22/83	Fayetteville, Ark.	W	19-3
4/21/86	Fayetteville, Ark.	W	15-4
4/19/89	Fayetteville, Ark.	W	9-8
4/17/90	Fayetteville, Ark.	W	12-5
2/12/91	Fayetteville, Ark.	W	6-2
4/14/92	Fayetteville, Ark.	W	6-5
3/25/93	Fayetteville, Ark.	W	5-2
4/21/93	Fayetteville, Ark.	L	9-7
4/27/94	Fayetteville, Ark.	W	4-0
3/29/95	Fayetteville, Ark.	W	11-0
5/1/96	Fayetteville, Ark.	W	7-3
4/16/97	Fayetteville, Ark.	W	24-3

NORTHERN COLORADO

Overall Series Record: 7-1
Record in Fayetteville, Ark.: 7-1

DATE	SITE	W/L	SCORE
4/5/05	Fayetteville, Ark.	W	9-3
4/6/05	Fayetteville, Ark.	W	7-4
4/18/06	Fayetteville, Ark.	W	2-1
4/19/06	Fayetteville, Ark.	L	4-2
4/3/07	Fayetteville, Ark.	W	14-6
4/4/07	Fayetteville, Ark.	W	9-7
4/22/08	Fayetteville, Ark.	W	9-2
4/23/08	Fayetteville, Ark.	W	9-1

NORTHERN ILLINOIS

Overall Series Record: 3-0
Record in Fayetteville, Ark.: 3-0

DATE	SITE	W/L	SCORE
3/20/93	Fayetteville, Ark.	W	12-2
3/21/93	Fayetteville, Ark.	W	11-3
3/21/93	Fayetteville, Ark.	W	11-5

NORTHERN IOWA

Overall Series Record: 5-0
Record in Fayetteville, Ark.: 5-0

DATE	SITE	W/L	SCORE
3/13/87	Fayetteville, Ark.	W	10-3
3/21/88	Fayetteville, Ark.	W	6-0
3/22/88	Fayetteville, Ark.	W	17-0
3/22/88	Fayetteville, Ark.	W	15-2
3/20/89	Fayetteville, Ark.	W	14-4

NORTH TEXAS

Overall Series Record: 11-0
Record in Fayetteville, Ark.: 11-0

DATE	SITE	W/L	SCORE
4/13/78	Fayetteville, Ark.	W	4-0
4/13/78	Fayetteville, Ark.	W	12-0
4/14/78	Fayetteville, Ark.	W	9-0
4/14/78	Fayetteville, Ark.	W	6-0
2/15/86	Fayetteville, Ark.	W	10-0
2/15/86	Fayetteville, Ark.	W	9-0
2/16/86	Fayetteville, Ark.	W	26-1
3/8/87	Fayetteville, Ark.	W	13-4
3/6/88	Fayetteville, Ark.	W	10-1
3/7/88	Fayetteville, Ark.	W	5-4
3/7/88	Fayetteville, Ark.	W	6-5

NORTHWESTERN STATE

Overall Series Record: 18-3
Record in Fayetteville, Ark.: 10-2
Record in Natchitoches, La.: 5-1
Record at Neutral Sites: 3-0

DATE	SITE	W/L	SCORE
1960	Natchitoches, La.	W	4-3
4/20/62	Monroe, La.	W	13-8
4/21/62	Monroe, La.	W	8-4
4/25/62	Natchitoches, La.	L	4-2
4/26/62	Natchitoches, La.	W	2-1
3/17/89	Shreveport, La.	W	3-2
2/29/92	Fayetteville, Ark.	W	6-5 (11)
2/29/92	Fayetteville, Ark.	W	7-2
5/2/95	Fayetteville, Ark.	W	5-2
2/16/96	Natchitoches, La.	W	13-6
2/17/96	Natchitoches, La.	W	14-5
2/18/96	Natchitoches, La.	W	10-5
3/25/97	Fayetteville, Ark.	W	5-4
3/26/97	Fayetteville, Ark.	W	13-8
2/27/01	Fayetteville, Ark.	L	8-4
2/21/12	Fayetteville, Ark.	W	8-7
2/22/12	Fayetteville, Ark.	W	6-2
4/22/14	Fayetteville, Ark.	W	8-1
4/22/14	Fayetteville, Ark.	W	15-3
4/23/19	Fayetteville, Ark.	W	19-2 (8)
4/24/19	Fayetteville, Ark.	L	10-7

NORTHWEST MISSOURI STATE

Overall Series Record: 9-1-1
Record in Fayetteville, Ark.: 9-1-1

DATE	SITE	W/L	SCORE
3/6/78	Fayetteville, Ark.	W	7-6
3/6/78	Fayetteville, Ark.	L	4-2
3/10/80	Fayetteville, Ark.	W	11-6
3/10/80	Fayetteville, Ark.	W	7-1
3/7/82	Fayetteville, Ark.	W	3-1



3/7/82	Fayetteville, Ark.	W	4-1
3/8/82	Fayetteville, Ark.	W	3-0
3/8/82	Fayetteville, Ark.	T	7-7
3/3/85	Fayetteville, Ark.	W	11-3
3/8/90	Fayetteville, Ark.	W	17-9
3/13/91	Fayetteville, Ark.	W	7-5

NORTHWOOD INSTITUTE

Overall Series Record: 1-0
Record in Fayetteville, Ark.: 1-0

DATE	SITE	W/L	SCORE
3/4/90	Fayetteville, Ark.	W	9-1

NOTRE DAME

Overall Series Record: 2-1
Record in Fayetteville, Ark.: 1-0
Record at Neutral Sites: 1-1

DATE	SITE	W/L	SCORE
3/17/73	Las Cruces, N.M.	W	6-5
3/17/83	Fayetteville, Ark.	W	5-0
2/28/97	Millington, Texas	L	8-5

OHIO STATE

Overall Series Record: 1-0
Record at Neutral Sites: 1-0

DATE	SITE	W/L	SCORE
3/2/08	College Station, Texas	W	8-6

OKLAHOMA

Overall Series Record: 14-13
Record in Fayetteville, Ark.: 6-3
Record in Norman, Okla.: 7-9
Record at Neutral Sites: 1-1

DATE	SITE	W/L	SCORE
5/11/70	Fayetteville, Ark.	L	2-1
5/11/70	Fayetteville, Ark.	W	5-2
5/2/72	Norman, Okla.	L	3-2
5/2/72	Norman, Okla.	L	4-3
4/11/77	Norman, Okla.	W	5-2
4/11/77	Norman, Okla.	L	4-3
3/5/83	Norman, Okla.	L	11-4
3/5/83	Norman, Okla.	W	14-3
3/6/83	Norman, Okla.	W	7-2
4/15/87	Fayetteville, Ark.	W	12-11
4/12/88	Norman, Okla.	L	11-3
4/26/89	Fayetteville, Ark.	L	3-2
3/20/91	Norman, Okla.	W	11-2
3/23/93	Fayetteville, Ark.	W	8-0
4/6/94	Norman, Okla.	L	11-2
2/27/96	Fayetteville, Ark.	W	9-8
4/10/01	Norman, Okla.	W	5-4
3/12/02	Norman, Okla.	L	7-1
4/9/02	Fayetteville, Ark.	W	9-6
5/31/02	Wichita, Kan.+	W	8-5
4/28/09	Fayetteville, Ark.	W	8-7 (10)
5/30/09	Norman, Okla.+	W	17-6
5/31/09	Norman, Okla.+	W	11-0
5/18/10	Norman, Okla.	L	5-2
4/10/12	Norman, Okla.	L	4-0
2/28/20	Houston, Texas	L	6-3
3/16/21	Fayetteville, Ark.	L	8-5

OKLAHOMA BAPTIST

Overall Series Record: 6-3
Record in Fayetteville, Ark.: 4-2
Record in Shawnee, Okla.: 2-1

DATE	SITE	W/L	SCORE
4/29/67	Fayetteville, Ark.	W	2-1
4/29/67	Fayetteville, Ark.	W	6-0
4/22/68	Fayetteville, Ark.	L	12-0
4/22/68	Fayetteville, Ark.	W	4-3
4/18/69	Shawnee, Okla.	W	5-2
4/13/70	Fayetteville, Ark.	W	9-6
4/13/70	Fayetteville, Ark.	L	9-4
3/20/71	Shawnee, Okla.	W	13-3
3/20/71	Shawnee, Okla.	L	4-2

OKLAHOMA CHRISTIAN

Overall Series Record: 1-0
Record in Fayetteville, Ark.: 1-0

DATE	SITE	W/L	SCORE
5/6/85	Fayetteville, Ark.	W	14-4

OKLAHOMA CITY

Overall Series Record: 23-1
Record in Fayetteville, Ark.: 15-0
Record in Oklahoma City, Okla.: 8-1

DATE	SITE	W/L	SCORE
4/7/61	Oklahoma City, Okla.	W	9-2
4/9/68	Fayetteville, Ark.	W	12-3
4/19/69	Oklahoma City, Okla.	W	2-0
4/21/70	Fayetteville, Ark.	W	9-4
4/21/70	Fayetteville, Ark.	W	9-3
4/19/71	Oklahoma City, Okla.	W	11-0
4/19/71	Oklahoma City, Okla.	W	13-1
1973	Oklahoma City, Okla.	W	6-1
1973	Oklahoma City, Okla.	W	10-0
4/21/73	Fayetteville, Ark.	W	8-2
4/21/73	Fayetteville, Ark.	W	3-2
4/2/74	Oklahoma City, Okla.	L	5-4
4/2/74	Oklahoma City, Okla.	W	9-0
3/6/83	Oklahoma City, Okla.	W	13-4
2/16/85	Fayetteville, Ark.	W	4-0
2/16/85	Fayetteville, Ark.	W	20-13
2/17/85	Fayetteville, Ark.	W	5-2
2/13/96	Fayetteville, Ark.	W	11-9
2/19/97	Fayetteville, Ark.	W	14-6
3/4/98	Fayetteville, Ark.	W	9-6
2/23/99	Fayetteville, Ark.	W	10-8
2/22/00	Fayetteville, Ark.	W	7-3
2/21/01	Fayetteville, Ark.	W	14-4
2/12/02	Fayetteville, Ark.	W	5-4

OKLAHOMA STATE

Overall Series Record: 20-26
Record in Fayetteville, Ark.: 9-9
Record in Stillwater, Okla.: 9-11
Record at Neutral Sites: 2-6

DATE	SITE	W/L	SCORE
4/15/70	Fayetteville, Ark.	W	5-3
4/15/70	Fayetteville, Ark.	W	3-1
4/21/71	Stillwater, Okla.	L	6-4
4/21/71	Stillwater, Okla.	L	7-4
4/29/80	Tulsa, Okla.	W	7-6
2/21/81	Fayetteville, Ark.	L	5-4 (11)
3/26/85	Stillwater, Okla.	L	3-1
4/2/85	Fayetteville, Ark.	L	14-6
4/1/86	Fayetteville, Ark.	L	11-9
4/15/86	Stillwater, Okla.	L	8-7
3/25/87	Stillwater, Okla.	L	8-1
4/21/87	Fayetteville, Ark.	W	9-8
3/19/88	Shreveport, La.	L	5-4
4/11/88	Stillwater, Okla.	W	6-5
5/28/88	Stillwater, Okla.+	L	13-7
3/18/89	Shreveport, La.	L	10-2
4/4/89	Stillwater, Okla.	W	10-4
5/10/89	Fayetteville, Ark.	W	10-6
4/24/90	Stillwater, Okla.	W	7-5
3/19/91	Stillwater, Okla.	L	9-5
4/9/91	Fayetteville, Ark.	W	9-4
3/31/92	Fayetteville, Ark.	L	7-4
4/19/93	Fayetteville, Ark.	W	4-1
4/26/93	Stillwater, Okla.	L	4-1
3/15/94	Fayetteville, Ark.	W	10-5
3/23/94	Stillwater, Okla.	W	13-9
3/20/95	Stillwater, Okla.	L	18-6
3/22/95	Fayetteville, Ark.	L	22-9
5/23/96	Lubbock, Texas+	L	6-5
4/1/98	Tulsa, Okla.	L	7-3
3/21/00	Stillwater, Okla.	W	10-8
3/28/00	Fayetteville, Ark.	L	2-1
4/24/01	Tulsa, Okla.	L	6-5
4/20/04	Fayetteville, Ark.	W	5-2
3/8/05	Stillwater, Okla.	W	11-7
2/11/06	Mobile, Ala.	W	3-0
6/4/06	Fayetteville, Ark.+	L	6-5
6/2/07	Fayetteville, Ark.+	L	14-3
6/3/07	Fayetteville, Ark.+	L	7-6
5/30/15	Stillwater, Okla.+	W	7-5
3/29/16	Stillwater, Okla.	L	5-4
4/26/16	Fayetteville, Ark.	W	7-6
3/5/17	Frisco, Texas	L	8-3
6/4/22	Stillwater, Okla.+	W	20-12
6/5/22	Stillwater, Okla.+	L	14-10 (10)
6/6/22	Stillwater, Okla.+	W	7-3

OLE MISS

Overall Series Record: 57-52
Record in Fayetteville, Ark.: 26-23
Record in Oxford, Miss.: 23-22
Record at Neutral Sites: 8-7

DATE	SITE	W/L	SCORE
4/11/82	Fayetteville, Ark.	W	7-2
5/9/92	Fayetteville, Ark.	L	8-4
5/9/92	Fayetteville, Ark.	W	15-3
5/10/92	Fayetteville, Ark.	W	10-0
5/15/93	Oxford, Miss.	W	8-7
5/15/93	Oxford, Miss.	W	5-1
5/16/93	Oxford, Miss.	L	3-1
5/13/94	Fayetteville, Ark.	L	12-6
5/14/94	Fayetteville, Ark.	L	7-2
5/15/94	Fayetteville, Ark.	W	8-5
5/12/95	Oxford, Miss.	L	3-1
5/13/95	Oxford, Miss.	L	11-2
5/14/95	Oxford, Miss.	W	5-4
5/18/95	Starkville, Miss.!	W	5-2
5/10/96	Oxford, Miss.	W	18-4
5/11/96	Oxford, Miss.	L	3-2
5/12/96	Oxford, Miss.	W	8-3
4/11/97	Fayetteville, Ark.	W	14-13 (10)
4/12/97	Fayetteville, Ark.	W	12-7
4/13/97	Fayetteville, Ark.	W	8-6
3/27/98	Oxford, Miss.	W	12-10
3/28/98	Oxford, Miss.	W	16-8
3/29/98	Oxford, Miss.	L	13-10
5/7/99	Fayetteville, Ark.	W	8-1
5/8/99	Fayetteville, Ark.	W	9-4
5/9/99	Fayetteville, Ark.	W	7-4
5/12/00	Oxford, Miss.	W	6-1
5/13/00	Oxford, Miss.	L	12-5
5/14/00	Oxford, Miss.	W	8-1
4/6/01	Fayetteville, Ark.	W	3-2
4/7/01	Fayetteville, Ark.	L	11-6
4/8/01	Fayetteville, Ark.	W	10-3
5/10/02	Oxford, Miss.	W	5-4
5/11/02	Oxford, Miss.	W	11-5
5/12/02	Oxford, Miss.	W	10-8
5/2/03	Fayetteville, Ark.	L	5-2
5/3/03	Fayetteville, Ark.	W	7-6
5/4/03	Fayetteville, Ark.	W	6-3
5/23/03	Hoover, Ala.!	L	8-7 (11)
5/7/04	Oxford, Miss.	L	1-0
5/8/04	Oxford, Miss.	W	3-1
5/9/04	Oxford, Miss.	L	5-3
5/27/04	Hoover, Ala.!	W	4-3
5/20/05	Fayetteville, Ark.	L	5-3
5/21/05	Fayetteville, Ark.	L	10-2
5/22/05	Fayetteville, Ark.	L	9-1
5/12/06	Oxford, Miss.	W	12-3
5/13/06	Oxford, Miss.	L	7-3
5/14/06	Oxford, Miss.	L	5-4
5/24/06	Hoover, Ala.!	L	9-4
3/2/07	Minneapolis, Minn.	L	5-4
5/17/07	Fayetteville, Ark.	L	5-4
5/18/07	Fayetteville, Ark.	W	4-3 (10)
5/19/07	Fayetteville, Ark.	L	5-0
4/25/08	Oxford, Miss.	L	12-4
4/26/08	Oxford, Miss.	W	13-11 (10)
4/27/08	Oxford, Miss.	W	12-4
5/14/09	Fayetteville, Ark.	L	7-5
5/15/09	Fayetteville, Ark.	L	9-3
5/16/09	Fayetteville, Ark.	L	16-3
5/7/10	Oxford, Miss.	W	11-4
5/8/10	Oxford, Miss.	L	3-2
5/9/10	Oxford, Miss.	W	7-0
5/19/11	Fayetteville, Ark.	L	2-1
5/21/11	Fayetteville, Ark.	W	2-0
5/21/11	Fayetteville, Ark.	W	5-3
4/21/12	Oxford, Miss.	L	8-2
4/21/12	Oxford, Miss.	L	1-0
4/22/12	Oxford, Miss.	W	11-3
5/23/12	Hoover, Ala.!	L	2-0
3/15/13	Fayetteville, Ark.	L	7-1
3/16/13	Fayetteville, Ark.	W	10-1
3/17/13	Fayetteville, Ark.	L	6-4 (13)
5/22/13	Hoover, Ala.!	W	2-1 (10)
5/2/14	Oxford, Miss.	L	3-2
5/3/14	Oxford, Miss.	L	7-4
5/4/14	Oxford, Miss.	W	11-1
5/21/14	Hoover, Ala.!	W	2-1
5/23/14	Hoover, Ala.!	W	8-7
3/26/15	Fayetteville, Ark.	W	10-3
3/27/15	Fayetteville, Ark.	L	5-4
3/28/15	Fayetteville, Ark.	W	5-2
4/8/16	Oxford, Miss.	L	7-3



II SERIES HISTORY

4/9/16	Oxford, Miss.	L	14-9
4/10/16	Oxford, Miss.	L	8-7
4/27/17	Fayetteville, Ark.	L	9-1
4/28/17	Fayetteville, Ark.	L	4-1
4/28/17	Fayetteville, Ark.	W	7-4
3/29/18	Oxford, Miss.	W	6-4
3/30/18	Oxford, Miss.	L	5-4
3/31/18	Oxford, Miss.	L	11-10
3/29/19	Fayetteville, Ark.	W	5-3
3/30/19	Fayetteville, Ark.	L	4-3
3/31/19	Fayetteville, Ark.	L	17-7
5/22/19	Hoover, Ala.!	W	5-3
5/24/19	Hoover, Ala.!	L	3-2
6/8/19	Fayetteville, Ark.+	W	11-2
6/9/19	Fayetteville, Ark.+	L	13-5
6/10/19	Fayetteville, Ark.+	W	14-1
4/10/21	Oxford, Miss.	W	7-3
4/10/21	Oxford, Miss.	L	13-6
4/11/21	Oxford, Miss.	W	18-14
5/29/21	Hoover, Ala.!	W	3-2
4/29/22	Fayetteville, Ark.	L	4-2
4/30/22	Fayetteville, Ark.	W	6-3
5/1/22	Fayetteville, Ark.	W	4-3
6/20/22	Omaha, Neb.+	L	13-5
6/22/22	Omaha, Neb.+	W	3-2
6/23/22	Omaha, Neb.+	L	2-0

OMAHA

Overall Series Record: 1-2
Record in Fayetteville, Ark.: 1-2

DATE	SITE	W/L	SCORE
4/13/65	Fayetteville, Ark.	L	9-7
4/13/65	Fayetteville, Ark.	L	6-3
3/2/22	Fayetteville, Ark.	W	15-3

ORAL ROBERTS

Overall Series Record: 70-35
Record in Fayetteville, Ark.: 39-14
Record in Tulsa, Okla.: 28-20
Record at Neutral Sites: 3-1

DATE	SITE	W/L	SCORE
4/29/70	Fayetteville, Ark.	W	7-0
4/29/70	Fayetteville, Ark.	W	8-0
4/27/71	Tulsa, Okla.	W	6-1
4/27/71	Tulsa, Okla.	L	6-4
5/4/71	Fayetteville, Ark.	W	12-11
5/4/71	Fayetteville, Ark.	L	5-2
3/25/72	Tulsa, Okla.	L	8-4
3/25/72	Tulsa, Okla.	W	2-1
1973	Tulsa, Okla.	W	5-4
1973	Tulsa, Okla.	L	2-0
3/27/74	Tulsa, Okla.	W	1-0
3/27/74	Tulsa, Okla.	L	1-0
4/15/75	Fayetteville, Ark.	W	5-1
4/15/75	Fayetteville, Ark.	W	4-2
3/30/76	Tulsa, Okla.	W	6-5
3/30/76	Tulsa, Okla.	L	6-3
2/22/77	Fayetteville, Ark.	W	7-0
2/22/77	Fayetteville, Ark.	L	2-0
4/17/79	Tulsa, Okla.	L	5-2
3/11/80	Fayetteville, Ark.	L	7-3
3/11/80	Fayetteville, Ark.	L	5-0
5/3/80	Tulsa, Okla.	W	4-2
5/22/80	Tulsa, Okla.+	W	3-2
3/10/81	Fayetteville, Ark.	L	6-3
3/10/81	Fayetteville, Ark.	L	11-6
5/1/81	Tulsa, Okla.	W	8-6
5/2/81	Tulsa, Okla.	L	5-1
5/2/81	Tulsa, Okla.	L	8-2
5/8/82	Fayetteville, Ark.	W	10-3
5/8/82	Fayetteville, Ark.	L	9-1
5/9/82	Tulsa, Okla.	L	9-4
5/9/82	Tulsa, Okla.	W	10-4
5/6/83	Fayetteville, Ark.	W	6-3
5/6/83	Fayetteville, Ark.	W	11-3
5/7/83	Tulsa, Okla.	L	8-3
5/7/83	Tulsa, Okla.	W	4-1
5/26/83	Stillwater, Okla.+	L	7-6
5/4/84	Fayetteville, Ark.	W	13-1
5/4/84	Fayetteville, Ark.	W	12-4
5/5/84	Tulsa, Okla.	L	9-8
5/5/84	Tulsa, Okla.	W	3-1
5/9/85	Fayetteville, Ark.	W	6-4
5/10/85	Fayetteville, Ark.	W	5-1
5/11/85	Fayetteville, Ark.	W	9-5
5/8/86	Fayetteville, Ark.	W	7-5
5/9/86	Tulsa, Okla.	W	15-6
5/12/86	Tulsa, Okla.	W	9-8 (12)

5/7/87	Fayetteville, Ark.	W	14-4
5/8/87	Fayetteville, Ark.	W	17-5
5/10/87	Tulsa, Okla.	L	10-2
5/15/88	Fayetteville, Ark.	W	18-7
5/16/88	Tulsa, Okla.	L	11-3
4/23/90	Fayetteville, Ark.	W	10-3
2/21/91	Fayetteville, Ark.	W	2-1
3/25/92	Fayetteville, Ark.	L	5-3
3/31/93	Fayetteville, Ark.	W	13-5
4/20/93	Tulsa, Okla.	W	16-1
3/30/94	Tulsa, Okla.	L	8-7
3/31/94	Fayetteville, Ark.	W	7-4
4/12/94	Tulsa, Okla.	L	3-1
4/20/94	Fayetteville, Ark.	L	12-2
3/21/95	Tulsa, Okla.	W	7-0
4/4/95	Tulsa, Okla.	W	8-2 (11)
4/25/95	Tulsa, Okla.	L	5-0
4/26/95	Fayetteville, Ark.	W	9-1
2/20/96	Fayetteville, Ark.	W	19-7
4/2/96	Tulsa, Okla.	W	3-2
4/10/96	Tulsa, Okla.	L	8-7 (10)
4/24/96	Fayetteville, Ark.	W	18-5
4/22/97	Tulsa, Okla.	W	11-6
4/23/97	Fayetteville, Ark.	W	15-5
4/15/98	Fayetteville, Ark.	W	19-7
4/22/98	Tulsa, Okla.	W	8-5
4/14/99	Tulsa, Okla.	W	15-6
4/21/99	Fayetteville, Ark.	L	12-5
4/11/00	Tulsa, Okla.	W	5-4
4/18/00	Fayetteville, Ark.	L	8-4
4/17/01	Tulsa, Okla.	W	4-2
5/1/01	Fayetteville, Ark.	W	10-0
4/16/02	Tulsa, Okla.	W	14-0
4/30/02	Fayetteville, Ark.	W	6-3
6/1/02	Wichita, Kan.+	W	7-6
6/2/02	Wichita, Kan.+	W	11-6
4/1/03	Fayetteville, Ark.	W	9-3
4/15/03	Tulsa, Okla.	W	8-2
4/13/04	Fayetteville, Ark.	L	6-4
4/27/04	Tulsa, Okla.	W	8-4
4/12/05	Tulsa, Okla.	W	15-8
4/26/05	Fayetteville, Ark.	W	5-2
5/2/06	Tulsa, Okla.	L	5-4
6/2/06	Fayetteville, Ark.+	L	4-3 (11)
3/13/07	Fayetteville, Ark.	W	10-2
3/27/07	Tulsa, Okla.	L	5-3
4/8/08	Fayetteville, Ark.	L	9-4
4/15/08	Tulsa, Okla.	L	12-2
4/21/09	Tulsa, Okla.	W	9-6
5/12/09	Fayetteville, Ark.	W	3-2
4/20/10	Fayetteville, Ark.	W	9-5
4/19/11	Tulsa, Okla.	W	6-5
4/24/12	Fayetteville, Ark.	W	6-1
5/29/15	Stillwater, Okla.+	W	8-6
6/2/17	Fayetteville, Ark.+	W	3-0
6/4/17	Fayetteville, Ark.+	W	4-3
6/1/18	Fayetteville, Ark.+	W	10-2
4/9/19	Fayetteville, Ark.	W	15-8

OREGON STATE

Overall Series Record: 3-3
Record at Neutral Sites: 3-3

DATE	SITE	W/L	SCORE
5/22/86	Stillwater, Okla.+	W	4-3
5/24/86	Stillwater, Okla.+	L	1-0
3/17/95	San Jose, Calif.	W	5-4
6/26/18	Omaha, Neb.+	W	4-1
6/27/18	Omaha, Neb.+	L	5-3
6/28/18	Omaha, Neb.+	L	5-0

PACIFIC

Overall Series Record: 0-1
Record at Neutral Sites: 0-1

DATE	SITE	W/L	SCORE
3/3/13	Surprise, Ariz.	L	4-3

PACIFIC LUTHERAN

Overall Series Record: 1-0
Record at Neutral Sites: 1-0

DATE	SITE	W/L	SCORE
3/15/92	Seattle, Wash.	W	8-1

PENN STATE

Overall Series Record: 1-0
Record at Neutral Sites: 1-0

DATE	SITE	W/L	SCORE
3/1/89	Lakeland, Fla.	W	2-1

PEPPERDINE

Overall Series Record: 1-1
Record at Neutral Sites: 1-1

DATE	SITE	W/L	SCORE
6/1/79	Omaha, Neb.+	W	5-4
5/30/08	Palo Alto, Calif.+	L	4-3

PITTSBURG STATE

Overall Series Record: 15-0
Record in Fayetteville, Ark.: 11-0
Record in Pittsburg, Kan.: 4-0

DATE	SITE	W/L	SCORE
4/7/62	Fayetteville, Ark.	W	5-1
4/7/62	Fayetteville, Ark.	W	11-3
4/30/63	Pittsburg, Kan.	W	9-4
4/30/63	Pittsburg, Kan.	W	2-1
1967	Fayetteville, Ark.	W	8-1
1967	Fayetteville, Ark.	W	6-2
4/27/68	Pittsburg, Kan.	W	8-4
4/27/68	Pittsburg, Kan.	W	3-0
4/17/71	Fayetteville, Ark.	W	6-0
4/17/71	Fayetteville, Ark.	W	11-1
4/11/72	Fayetteville, Ark.	W	5-0
4/11/72	Fayetteville, Ark.	W	9-0
3/5/96	Fayetteville, Ark.	W	10-5
2/18/98	Fayetteville, Ark.	W	13-4
4/17/02	Fayetteville, Ark.	W	5-1

PRINCETON

Overall Series Record: 1-0
Record in Fayetteville, Ark.: 1-0

DATE	SITE	W/L	SCORE
6/3/06	Fayetteville, Ark.+	W	6-2

RHODE ISLAND

Overall Series Record: 2-1
Record in Fayetteville, Ark.: 2-1

DATE	SITE	W/L	SCORE
3/10/17	Fayetteville, Ark.	W	5-2
3/10/17	Fayetteville, Ark.	W	3-2
3/12/17	Fayetteville, Ark.	L	3-0

RICE

Overall Series Record: 42-18-1
Record in Fayetteville, Ark.: 23-4-1
Record in Houston, Texas: 16-11
Record at Neutral Sites: 3-3

DATE	SITE	W/L	SCORE
4/2/71	Edinburg, Texas	L	5-2
4/3/71	Edinburg, Texas	L	4-3
4/6/74	Fayetteville, Ark.	L	6-5
4/6/74	Fayetteville, Ark.	W	6-3
4/6/74	Fayetteville, Ark.	W	9-7
4/4/75	Houston, Texas	W	5-0
4/5/75	Houston, Texas	L	5-1
4/5/75	Houston, Texas	L	9-0
4/16/76	Fayetteville, Ark.	W	4-1
4/17/76	Fayetteville, Ark.	W	4-1
4/17/76	Fayetteville, Ark.	W	1-0
4/15/77	Houston, Texas	L	8-3
4/16/77	Houston, Texas	W	7-1
4/16/77	Houston, Texas	W	9-4
3/10/78	Fayetteville, Ark.	W	6-0
3/11/78	Fayetteville, Ark.	W	1-0
3/11/78	Fayetteville, Ark.	W	6-0
3/9/79	Houston, Texas	W	6-3
3/10/79	Houston, Texas	W	7-2
3/10/79	Houston, Texas	W	12-3
4/11/80	Fayetteville, Ark.	W	14-6
4/12/80	Fayetteville, Ark.	W	5-2
4/12/80	Fayetteville, Ark.	L	9-8
3/27/81	Houston, Texas	W	3-2
3/28/81	Houston, Texas	L	5-4
3/28/81	Houston, Texas	L	4-3
5/16/81	Austin, Texas!	W	5-4
3/26/82	Fayetteville, Ark.	T	4-4 (11)
3/27/82	Fayetteville, Ark.	W	2-1
3/27/82	Fayetteville, Ark.	W	17-2



3/28/82	Fayetteville, Ark.	W	6-1
3/19/83	Houston, Texas	L	6-1
3/19/83	Houston, Texas	L	3-2 (12)
3/20/83	Houston, Texas	W	7-4 (10)
3/25/84	Fayetteville, Ark.	W	5-3
3/25/84	Fayetteville, Ark.	W	6-3
3/26/84	Fayetteville, Ark.	L	7-2
5/12/84	Austin, Texas!	L	8-1
3/17/85	Houston, Texas	W	8-4
3/17/85	Houston, Texas	L	13-2
3/15/86	Fayetteville, Ark.	W	6-0
3/15/86	Fayetteville, Ark.	W	10-5
3/15/86	Fayetteville, Ark.	W	15-7
4/24/87	Houston, Texas	W	4-3
4/25/87	Houston, Texas	W	5-1
4/25/87	Houston, Texas	W	3-0
5/13/88	Fayetteville, Ark.	W	6-1
5/14/88	Fayetteville, Ark.	W	10-1
5/14/88	Fayetteville, Ark.	W	9-8
4/21/89	Houston, Texas	W	10-2
4/22/89	Houston, Texas	L	3-1
4/22/89	Houston, Texas	W	8-4
4/20/90	Fayetteville, Ark.	W	9-1
4/21/90	Fayetteville, Ark.	L	2-1 (11)
4/21/90	Fayetteville, Ark.	W	6-5
5/17/90	Austin, Texas!	W	7-5
3/8/91	Houston, Texas	L	4-3
3/9/91	Houston, Texas	W	8-4
3/9/91	Houston, Texas	L	9-8
6/2/12	Houston, Texas+	W	1-0
2/26/16	Houston, Texas	W	5-2

SAINT LOUIS

Overall Series Record: 9-0
Record in Fayetteville, Ark.: 8-0
Record in St. Louis, Mo.: 1-0

DATE	SITE	W/L	SCORE
3/10/87	Fayetteville, Ark.	W	20-10
3/11/87	Fayetteville, Ark.	W	9-0
3/11/87	Fayetteville, Ark.	W	15-5
3/3/90	Fayetteville, Ark.	W	14-4
3/3/90	Fayetteville, Ark.	W	10-7
3/7/00	Fayetteville, Ark.	W	7-4
3/8/00	Fayetteville, Ark.	W	14-4
3/20/02	St. Louis, Mo.	W	6-4
4/7/10	Fayetteville, Ark.	W	32-8

SAM HOUSTON STATE

Overall Series Record: 2-0
Record at Neutral Sites: 2-0

DATE	SITE	W/L	SCORE
6/1/12	Houston, Texas+	W	5-4
6/3/12	Houston, Texas+	W	5-1

SAN DIEGO

Overall Series Record: 0-1
Record in San Diego, Calif.: 0-1

DATE	SITE	W/L	SCORE
2/25/18	San Diego, Calif.	L	7-6

SAN DIEGO STATE

Overall Series Record: 9-1
Record in Fayetteville, Ark.: 4-0
Record in San Diego, Calif.: 4-1
Record at Neutral Sites: 1-0

DATE	SITE	W/L	SCORE
3/3/01	Minneapolis, Minn.	W	6-4
3/10/11	San Diego, Calif.	W	12-4
3/11/11	San Diego, Calif.	W	11-6
3/12/11	San Diego, Calif.	L	3-2
3/13/11	San Diego, Calif.	W	5-2
3/7/13	Fayetteville, Ark.	W	2-0
3/8/13	Fayetteville, Ark.	W	4-3
3/9/13	Fayetteville, Ark.	W	8-2
3/9/13	Fayetteville, Ark.	W	4-1
2/24/18	San Diego, Calif.	W	5-2

SAN FRANCISCO

Overall Series Record: 0-1
Record at Neutral Sites: 0-1

DATE	SITE	W/L	SCORE
3/7/14	Berkeley, Calif.	L	2-1

SAN JOSE STATE

Overall Series Record: 2-0
Record in San Jose, Calif.: 2-0

DATE	SITE	W/L	SCORE
3/18/95	San Jose, Calif.	W	12-8
3/19/95	San Jose, Calif.	W	7-4

SANTA CLARA

Overall Series Record: 1-0
Record at Neutral Sites: 1-0

DATE	SITE	W/L	SCORE
3/17/95	San Jose, Calif.	W	10-3

SCHOOL OF THE OZARKS

Overall Series Record: 8-1
Record in Fayetteville, Ark.: 8-1

DATE	SITE	W/L	SCORE
3/23/84	Fayetteville, Ark.	W	6-2
3/19/85	Fayetteville, Ark.	W	4-3
3/19/85	Fayetteville, Ark.	W	6-0
4/20/87	Fayetteville, Ark.	W	12-1
3/22/89	Fayetteville, Ark.	W	14-5
3/22/89	Fayetteville, Ark.	W	10-0
4/4/90	Fayetteville, Ark.	L	5-1
2/19/91	Fayetteville, Ark.	W	15-5
3/26/92	Fayetteville, Ark.	W	13-3

SIENA

Overall Series Record: 3-0
Record in Fayetteville, Ark.: 3-0

DATE	SITE	W/L	SCORE
3/7/08	Fayetteville, Ark.	W	14-5
3/8/08	Fayetteville, Ark.	W	17-2
3/9/08	Fayetteville, Ark.	W	10-4

SMU

Overall Series Record: 22-4
Record in Fayetteville, Ark.: 11-0
Record in Dallas, Texas: 11-4

DATE	SITE	W/L	SCORE
4/4/61	Dallas, Texas	L	7-1
4/5/61	Dallas, Texas	W	11-7
4/4/67	Fayetteville, Ark.	W	4-1
4/4/67	Fayetteville, Ark.	W	8-7
4/22/69	Dallas, Texas	L	8-3
1973	Dallas, Texas	W	3-1
1973	Dallas, Texas	W	4-3
3/15/74	Fayetteville, Ark.	W	4-2
3/16/74	Fayetteville, Ark.	W	11-3
3/16/74	Fayetteville, Ark.	W	6-2
1975	Dallas, Texas	W	4-1
3/26/76	Dallas, Texas	W	17-2
3/27/76	Dallas, Texas	W	10-1
3/27/76	Dallas, Texas	W	2-1
3/25/77	Fayetteville, Ark.	W	1-0
3/26/77	Fayetteville, Ark.	W	4-1
3/26/77	Fayetteville, Ark.	W	3-1
3/31/78	Dallas, Texas	W	5-2
4/1/78	Dallas, Texas	W	9-2
4/1/78	Dallas, Texas	W	6-4
3/30/79	Fayetteville, Ark.	W	3-1
3/31/79	Fayetteville, Ark.	W	3-1
3/31/79	Fayetteville, Ark.	W	9-2
2/29/80	Dallas, Texas	W	2-0
3/1/80	Dallas, Texas	L	2-1
3/1/80	Dallas, Texas	L	9-1

SOUTH ALABAMA

Overall Series Record: 5-3
Record in Fayetteville, Ark.: 3-3
Record in Mobile, Ala.: 2-0

DATE	SITE	W/L	SCORE
2/12/06	Mobile, Ala.	W	8-7
2/28/14	Fayetteville, Ark.	W	2-1
3/1/14	Fayetteville, Ark.	L	2-1
3/1/14	Fayetteville, Ark.	L	5-3
2/21/15	Mobile, Ala.	W	7-0
3/6/20	Fayetteville, Ark.	L	13-6
3/7/20	Fayetteville, Ark.	W	15-2
3/8/20	Fayetteville, Ark.	W	5-3

SOUTH CAROLINA

Overall Series Record: 44-35
Record in Fayetteville, Ark.: 22-12
Record in Columbia, S.C.: 16-17
Record at Neutral Sites: 6-6

DATE	SITE	W/L	SCORE
5/31/85	Omaha, Neb.+	W	1-0
3/28/92	Fayetteville, Ark.	W	8-3
3/28/92	Fayetteville, Ark.	W	7-2
3/29/92	Fayetteville, Ark.	L	20-11
5/13/92	New Orleans, La.!	W	8-6
5/15/92	New Orleans, La.!	L	9-5
4/3/93	Columbia, S.C.	L	18-11
4/3/93	Columbia, S.C.	L	8-1
4/4/93	Columbia, S.C.	L	5-3
3/29/96	Fayetteville, Ark.	W	8-1
3/30/96	Fayetteville, Ark.	W	2-1
3/31/96	Fayetteville, Ark.	L	13-2
3/28/97	Columbia, S.C.	W	11-8
3/29/97	Columbia, S.C.	L	14-9
3/30/97	Columbia, S.C.	W	30-7
3/6/98	Fayetteville, Ark.	W	11-1
3/8/98	Fayetteville, Ark.	W	17-16
5/14/99	Columbia, S.C.	W	8-2
5/15/99	Columbia, S.C.	L	16-6
5/16/99	Columbia, S.C.	W	13-5
5/5/00	Fayetteville, Ark.	L	8-2
5/6/00	Fayetteville, Ark.	W	11-10
5/7/00	Fayetteville, Ark.	W	9-3
3/9/01	Columbia, S.C.	L	16-5
3/10/01	Columbia, S.C.	L	7-4
3/11/01	Columbia, S.C.	L	9-3
4/5/02	Fayetteville, Ark.	W	7-4
4/6/02	Fayetteville, Ark.	W	8-7 (15)
5/22/02	Hoover, Ala.!	L	10-1
5/24/02	Hoover, Ala.!	L	4-1
3/14/03	Columbia, S.C.	L	7-2
3/16/03	Columbia, S.C.	W	2-1
3/16/03	Columbia, S.C.	W	4-1
3/26/04	Fayetteville, Ark.	W	5-3
3/27/04	Fayetteville, Ark.	W	5-4
3/28/04	Fayetteville, Ark.	L	10-2
5/29/04	Hoover, Ala.!	L	3-2
3/18/05	Columbia, S.C.	W	9-1
3/19/05	Columbia, S.C.	L	12-3
3/20/05	Columbia, S.C.	W	5-3
5/24/07	Hoover, Ala.!	W	6-0
5/26/07	Hoover, Ala.!	W	3-2
5/9/08	Fayetteville, Ark.	W	12-11
5/10/08	Fayetteville, Ark.	W	6-3
5/11/08	Fayetteville, Ark.	W	4-2
4/3/09	Columbia, S.C.	W	6-4
4/4/09	Columbia, S.C.	L	9-1
4/5/09	Columbia, S.C.	W	7-4
5/14/10	Fayetteville, Ark.	L	3-2
5/15/10	Fayetteville, Ark.	L	5-0
5/16/10	Fayetteville, Ark.	L	5-3
5/13/11	Columbia, S.C.	W	6-2
5/14/11	Columbia, S.C.	L	6-5
5/15/11	Columbia, S.C.	L	7-1
5/4/12	Fayetteville, Ark.	L	8-6 (10)
5/5/12	Fayetteville, Ark.	W	7-6
5/6/12	Fayetteville, Ark.	L	10-7
6/18/12	Omaha, Neb.+	W	2-1
6/21/12	Omaha, Neb.+	L	2-0
6/22/12	Omaha, Neb.+	L	3-2
3/22/13	Columbia, S.C.	W	15-3
3/23/13	Columbia, S.C.	W	4-2
3/24/13	Columbia, S.C.	W	5-3 (11)
4/4/14	Fayetteville, Ark.	L	2-1
4/4/14	Fayetteville, Ark.	W	4-1
4/5/14	Fayetteville, Ark.	W	7-0
3/18/16	Columbia, S.C.	L	10-6
3/19/16	Columbia, S.C.	L	6-2
3/20/16	Columbia, S.C.	L	8-6
4/12/18	Fayetteville, Ark.	L	3-2
4/14/18	Fayetteville, Ark.	W	2-0
4/14/18	Fayetteville, Ark.	W	3-0
5/23/18	Hoover, Ala.!	W	13-8
6/9/18	Fayetteville, Ark.+	W	9-3
6/10/18	Fayetteville, Ark.+	L	8-5
6/11/18	Fayetteville, Ark.+	W	14-4
4/22/21	Columbia, S.C.	W	6-1
4/23/21	Columbia, S.C.	L	6-2
4/23/21	Columbia, S.C.	W	5-1



II SERIES HISTORY

SOUTH DAKOTA

Overall Series Record: 6-0
Record in Fayetteville, Ala.: 6-0

DATE	SITE	W/L	SCORE
4/13/79	Fayetteville, Ark.	W	4-0
4/13/79	Fayetteville, Ark.	W	7-0
4/14/79	Fayetteville, Ark.	W	7-1
4/14/79	Fayetteville, Ark.	W	8-1
3/9/82	Fayetteville, Ark.	W	12-4
3/9/82	Fayetteville, Ark.	W	10-0

SOUTH DAKOTA STATE

Overall Series Record: 3-1
Record in Fayetteville, Ark.: 3-1

DATE	SITE	W/L	SCORE
3/5/08	Fayetteville, Ark.	W	13-1
3/5/08	Fayetteville, Ark.	W	20-4
3/9/10	Fayetteville, Ark.	L	3-2
3/10/10	Fayetteville, Ark.	W	21-2

SOUTEAST MISSOURI STATE

Overall Series Record: 10-5
Record in Fayetteville, Ark.: 10-5

DATE	SITE	W/L	SCORE
4/12/95	Fayetteville, Ark.	W	10-6
3/26/96	Fayetteville, Ark.	W	8-3
2/11/00	Fayetteville, Ark.	W	4-3
2/12/00	Fayetteville, Ark.	W	3-1
2/13/00	Fayetteville, Ark.	L	8-7
5/14/02	Fayetteville, Ark.	L	5-1
5/15/02	Fayetteville, Ark.	L	5-4
5/3/11	Fayetteville, Ark.	W	10-0
5/4/11	Fayetteville, Ark.	L	5-6
3/17/15	Fayetteville, Ark.	W	4-3
3/18/15	Fayetteville, Ark.	L	12-11
2/25/21	Fayetteville, Ark.	W	6-5 (10)
2/26/21	Fayetteville, Ark.	W	7-3
2/27/21	Fayetteville, Ark.	W	9-3
2/28/21	Fayetteville, Ark.	W	11-4 (5)

SOUTHEASTERN LOUISIANA

Overall Series Record: 2-1
Record in Fayetteville, Ark.: 2-1

DATE	SITE	W/L	SCORE
3/4/22	Fayetteville, Ark.	L	7-3
3/5/22	Fayetteville, Ark.	W	4-2
3/5/22	Fayetteville, Ark.	W	11-1 (8)

SOUTHEASTERN OKLAHOMA STATE

Overall Series Record: 6-0
Record in Fayetteville, Ark.: 6-0

DATE	SITE	W/L	SCORE
3/5/85	Fayetteville, Ark.	W	15-6
4/28/87	Fayetteville, Ark.	W	14-10
4/25/88	Fayetteville, Ark.	W	10-5
4/26/88	Fayetteville, Ark.	W	15-13
4/9/89	Fayetteville, Ark.	W	11-1
3/4/94	Fayetteville, Ark.	W	13-6

SOUTHERN CALIFORNIA

Overall Series Record: 4-3
Record in Fayetteville, Ark.: 2-1
Record in Los Angeles, Calif.: 2-1
Record at Neutral Sites: 0-1

DATE	SITE	W/L	SCORE
5/24/96	Lubbock, Texas+	L	15-5
3/2/18	Fayetteville, Ark.	W	4-0
3/3/18	Fayetteville, Ark.	L	3-1
3/4/18	Fayetteville, Ark.	W	7-6 (8 inn.)
2/21/19	Los Angeles, Calif.	W	6-3
2/22/19	Los Angeles, Calif.	W	8-6
2/23/19	Los Angeles, Calif.	L	6-4 (10 inn.)

SOUTHERN ILLINOIS

Overall Series Record: 3-6
Record in Fayetteville, Ark.: 3-6

DATE	SITE	W/L	SCORE
5/5/66	Fayetteville, Ark.	L	7-0
3/4/79	Fayetteville, Ark.	L	3-2
3/4/79	Fayetteville, Ark.	L	18-5
3/9/80	Fayetteville, Ark.	W	6-5
3/9/80	Fayetteville, Ark.	L	8-4
3/2/82	Fayetteville, Ark.	L	3-0

3/2/82	Fayetteville, Ark.	W	2-1
3/1/83	Fayetteville, Ark.	L	7-3
3/1/83	Fayetteville, Ark.	W	6-2

SIU-EDWARDSVILLE

Overall Series Record: 1-1
Record in Fayetteville, Ark.: 1-1

DATE	SITE	W/L	SCORE
3/29/76	Fayetteville, Ark.	L	5-2
3/29/76	Fayetteville, Ark.	W	7-3

SOUTHERN MISS

Overall Series Record: 5-8
Record in Fayetteville, Ark.: 3-1
Record in Hattiesburg, Miss.: 2-7

DATE	SITE	W/L	SCORE
4/12/63	Hattiesburg, Miss.	L	5-4
4/13/63	Hattiesburg, Miss.	L	4-0
4/16/65	Hattiesburg, Miss.	L	4-1
4/17/65	Hattiesburg, Miss.	L	15-9
4/13/66	Hattiesburg, Miss.	L	13-0
4/14/66	Hattiesburg, Miss.	L	19-0
3/11/94	Fayetteville, Ark.	W	4-2
3/12/94	Fayetteville, Ark.	W	16-9
3/13/94	Fayetteville, Ark.	L	9-8 (10)
3/10/95	Hattiesburg, Miss.	W	10-1
3/11/95	Hattiesburg, Miss.	L	4-3 (12)
3/12/95	Hattiesburg, Miss.	W	8-2
6/2/18	Fayetteville, Ark.+	W	10-2

SOUTHWEST BAPTIST

Overall Series Record: 18-0
Record in Fayetteville, Ark.: 18-0

DATE	SITE	W/L	SCORE
3/13/76	Fayetteville, Ark.	W	9-1
3/13/76	Fayetteville, Ark.	W	6-1
3/5/79	Fayetteville, Ark.	W	5-0
3/5/79	Fayetteville, Ark.	W	9-2
3/12/80	Fayetteville, Ark.	W	10-3
3/12/80	Fayetteville, Ark.	W	11-1
3/17/81	Fayetteville, Ark.	W	20-9
3/17/81	Fayetteville, Ark.	W	8-3
2/26/83	Fayetteville, Ark.	W	10-1
2/26/83	Fayetteville, Ark.	W	8-2
3/21/84	Fayetteville, Ark.	W	21-0
3/21/84	Fayetteville, Ark.	W	33-4
4/18/88	Fayetteville, Ark.	W	16-3
3/21/89	Fayetteville, Ark.	W	12-1
2/22/93	Fayetteville, Ark.	W	21-5
2/22/94	Fayetteville, Ark.	W	15-6
2/21/95	Fayetteville, Ark.	W	10-1
2/23/98	Fayetteville, Ark.	W	20-2

SOUTHWESTERN (OKLA.) STATE

Overall Series Record: 1-3
Record in Fayetteville, Ark.: 1-3

DATE	SITE	W/L	SCORE
4/6/72	Fayetteville, Ark.	L	6-2
4/8/75	Fayetteville, Ark.	L	8-7
4/8/75	Fayetteville, Ark.	L	7-4
3/1/77	Fayetteville, Ark.	W	2-0

STANFORD

Overall Series Record: 2-4
Record in Palo Alto, Calif.: 0-1
Record at Neutral Sites: 2-3

DATE	SITE	W/L	SCORE
6/6/85	Omaha, Neb.+	W	10-4
5/24/86	Stillwater, Okla.+	L	1-0
5/27/95	Wichita, Kan.+	L	10-3
5/31/08	Palo Alto, Calif.+	L	5-1
2/27/22	Round Rock, Texas	L	5-0
6/18/22	Omaha, Neb.+	W	17-2

ST. CLOUD STATE

Overall Series Record: 2-0-1
Record in Fayetteville, Ark.: 2-0-1

DATE	SITE	W/L	SCORE
1971	Fayetteville, Ark.	W	8-7
3/20/72	Fayetteville, Ark.	W	9-6
3/19/73	Fayetteville, Ark.	T	17-17

ST. EDWARDS

Overall Series Record: 1-1
Record in Austin, Texas: 0-1
Record at Neutral Sites: 1-0

DATE	SITE	W/L	SCORE
3/31/67	San Antonio, Texas	W	8-6
1970	Austin, Texas	L	8-7

ST. JOHN'S

Overall Series Record: 4-0
Record in Fayetteville, Ark.: 3-0
Record at Neutral Sites: 1-0

DATE	SITE	W/L	SCORE
2/20/04	Fayetteville, Ark.	W	14-7
2/21/04	Fayetteville, Ark.	W	6-5
2/22/04	Fayetteville, Ark.	W	14-3
5/31/15	Stillwater, Okla.+	W	4-3

ST. MARY'S (TEXAS)

Overall Series Record: 2-2
Record in San Antonio, Texas: 2-2

DATE	SITE	W/L	SCORE
3/25/68	San Antonio, Texas	W	3-2
1970	San Antonio, Texas	W	8-1
3/26/70	San Antonio, Texas	L	1-0
3/29/71	San Antonio, Texas	L	4-2

ST. OLAF

Overall Series Record: 2-0
Record in Fayetteville, Texas: 2-0

DATE	SITE	W/L	SCORE
3/27/73	Fayetteville, Ark.	W	4-0
3/27/89	Fayetteville, Ark.	W	11-3

STEPHEN F. AUSTIN

Overall Series Record: 7-0
Record in Fayetteville, Ark.: 6-0
Record at Neutral Sites: 1-0

DATE	SITE	W/L	SCORE
3/13/89	Fayetteville, Ark.	W	9-1
2/18/06	Edinburg, Texas	W	15-7
4/17/12	Fayetteville, Ark.	W	8-3
4/17/12	Fayetteville, Ark.	W	4-3
4/15/14	Fayetteville, Ark.	W	7-2
4/14/15	Fayetteville, Ark.	W	8-2
4/15/15	Fayetteville, Ark.	W	15-3

STONY BROOK

Overall Series Record: 3-0
Record in Fayetteville, Ark.: 3-0

DATE	SITE	W/L	SCORE
3/1/19	Fayetteville, Ark.	W	3-1
3/1/19	Fayetteville, Ark.	W	4-3
3/2/19	Fayetteville, Ark.	W	15-7

TENNESSEE

Overall Series Record: 39-28
Record in Fayetteville, Ark.: 19-10
Record in Knoxville, Tenn.: 16-17
Record at Neutral Sites: 4-1

DATE	SITE	W/L	SCORE
3/14/92	Seattle, Wash.	W	1-0
3/25/94	Fayetteville, Ark.	L	8-4
3/26/94	Fayetteville, Ark.	L	12-11 (10)
3/27/94	Fayetteville, Ark.	W	17-11
3/24/95	Knoxville, Tenn.	L	7-0
3/25/95	Knoxville, Tenn.	L	5-4 (12)
3/26/95	Knoxville, Tenn.	L	5-4
3/9/96	Fayetteville, Ark.	L	9-3
3/9/96	Fayetteville, Ark.	L	4-3
3/10/96	Fayetteville, Ark.	W	15-3
3/7/97	Knoxville, Tenn.	L	5-3
3/8/97	Knoxville, Tenn.	L	13-10
3/9/97	Knoxville, Tenn.	L	13-12
4/17/98	Knoxville, Tenn.	W	11-8
3/26/99	Fayetteville, Ark.	W	10-6
3/27/99	Fayetteville, Ark.	W	7-3
3/28/99	Fayetteville, Ark.	W	13-12
3/10/00	Knoxville, Tenn.	W	10-5
3/11/00	Knoxville, Tenn.	W	14-5
3/12/00	Knoxville, Tenn.	L	14-0
4/20/01	Knoxville, Tenn.	L	8-7
4/21/01	Knoxville, Tenn.	L	6-3

4/22/01	Knoxville, Tenn.	W	14-1
4/19/02	Fayetteville, Ark.	L	14-9
4/20/02	Fayetteville, Ark.	W	7-6 (12)
4/21/02	Fayetteville, Ark.	W	9-2
5/9/03	Knoxville, Tenn.	L	1-0 (12)
5/10/03	Knoxville, Tenn.	L	8-1
5/11/03	Knoxville, Tenn.	L	4-3 (11)
4/30/04	Fayetteville, Ark.	L	9-3
5/1/04	Fayetteville, Ark.	W	4-1
5/2/04	Fayetteville, Ark.	W	5-3
5/26/04	Hoover, Ala.!	L	8-6
5/28/04	Hoover, Ala.!	W	4-1
4/15/05	Knoxville, Tenn.	W	4-1
4/16/05	Knoxville, Tenn.	L	8-2
4/17/05	Knoxville, Tenn.	L	4-3
3/31/06	Fayetteville, Ark.	W	6-1
4/1/06	Fayetteville, Ark.	L	11-6
4/2/06	Fayetteville, Ark.	W	13-11
3/30/07	Knoxville, Tenn.	W	6-2
3/31/07	Knoxville, Tenn.	W	4-3
4/1/07	Knoxville, Tenn.	W	11-7
4/18/08	Fayetteville, Ark.	W	5-4
4/19/08	Fayetteville, Ark.	W	5-4 (10)
4/20/08	Fayetteville, Ark.	L	7-6 (10)
4/24/09	Knoxville, Tenn.	W	9-3
4/25/09	Knoxville, Tenn.	L	5-4
4/26/09	Knoxville, Tenn.	W	15-8
5/17/12	Knoxville, Tenn.	W	8-0
5/18/12	Knoxville, Tenn.	W	10-3
5/19/12	Knoxville, Tenn.	W	8-2
5/10/13	Fayetteville, Ark.	L	8-3
5/11/13	Fayetteville, Ark.	W	11-1
5/12/13	Fayetteville, Ark.	W	10-2
5/8/15	Fayetteville, Ark.	L	5-4
5/10/15	Fayetteville, Ark.	W	5-2
5/19/15	Hoover, Ala.!	W	2-1
5/4/17	Knoxville, Tenn.	L	5-4
5/6/17	Knoxville, Tenn.	W	2-0
4/26/19	Fayetteville, Ark.	W	11-9
4/27/19	Fayetteville, Ark.	W	15-3
4/28/19	Fayetteville, Ark.	W	4-3 (10)
5/14/21	Knoxville, Tenn.	W	6-5
5/15/21	Knoxville, Tenn.	L	8-7
5/16/21	Knoxville, Tenn.	W	3-2
5/30/21	Hoover, Ala.!	W	7-2

TCU

Overall Series Record: 48-19
Record in Fayetteville, Ark.: 27-2
Record in Fort Worth, Texas: 19-17
Record at Neutral Sites: 2-0

DATE	SITE	W/L	SCORE
4/3/61	Fort Worth, Texas	W	7-4
3/22/66	Fort Worth, Texas	L	9-3
4/21/69	Fort Worth, Texas	L	14-13
4/12/74	Fort Worth, Texas	L	8-2
4/13/74	Fort Worth, Texas	L	6-5
4/13/74	Fort Worth, Texas	L	5-3
4/11/75	Fort Worth, Texas	L	9-8
4/12/75	Fort Worth, Texas	L	13-1
4/12/75	Fort Worth, Texas	L	4-2
4/2/76	Fayetteville, Ark.	W	7-5
4/3/76	Fayetteville, Ark.	L	6-5
4/3/76	Fayetteville, Ark.	W	7-6
4/1/77	Fort Worth, Texas	L	5-2
4/2/77	Fort Worth, Texas	W	3-0
4/2/77	Fort Worth, Texas	W	6-5
3/24/78	Fayetteville, Ark.	W	6-3
3/25/78	Fayetteville, Ark.	W	4-3
3/25/78	Fayetteville, Ark.	W	7-2
3/23/79	Fort Worth, Texas	W	7-1
3/24/79	Fort Worth, Texas	W	10-1
3/24/79	Fort Worth, Texas	W	9-4
4/25/80	Fayetteville, Ark.	W	5-1
4/26/80	Fayetteville, Ark.	W	3-2
4/26/80	Fayetteville, Ark.	W	18-17
3/13/81	Fort Worth, Texas	W	4-1
3/14/81	Fort Worth, Texas	L	6-5
3/14/81	Fort Worth, Texas	L	6-5
3/13/82	Fayetteville, Ark.	W	3-1
3/13/82	Fayetteville, Ark.	W	2-1
3/13/82	Fayetteville, Ark.	W	8-4
4/23/83	Fort Worth, Texas	W	4-3
4/23/83	Fort Worth, Texas	W	10-5
4/24/83	Fort Worth, Texas	W	9-3
4/28/84	Fayetteville, Ark.	W	6-5
4/28/84	Fayetteville, Ark.	W	8-5
4/29/84	Fayetteville, Ark.	W	6-5 (10)
4/19/85	Fort Worth, Texas	W	19-7

4/20/85	Fort Worth, Texas	L	4-3
4/20/85	Fort Worth, Texas	W	12-6
4/18/86	Fayetteville, Ark.	W	13-3
4/20/86	Fayetteville, Ark.	W	7-6
4/20/86	Fayetteville, Ark.	W	6-5 (10)
4/10/87	Fort Worth, Texas	W	9-7
4/11/87	Fort Worth, Texas	L	7-6
4/11/87	Fort Worth, Texas	W	13-7
4/15/88	Fayetteville, Ark.	W	3-2
4/16/88	Fayetteville, Ark.	L	3-1
4/16/88	Fayetteville, Ark.	W	3-2
4/7/89	Fort Worth, Texas	W	5-4
4/8/89	Fort Worth, Texas	W	8-6
4/8/89	Fort Worth, Texas	W	11-3
4/6/90	Fayetteville, Ark.	W	10-3
4/7/90	Fayetteville, Ark.	W	4-3
4/7/90	Fayetteville, Ark.	W	7-3
4/12/91	Fort Worth, Texas	L	4-1
4/13/91	Fort Worth, Texas	W	12-2
4/14/91	Fort Worth, Texas	W	12-6
2/11/94	Fort Worth, Texas	L	7-3
2/12/94	Fort Worth, Texas	L	21-4
2/13/94	Fort Worth, Texas	L	6-4 (13)
3/4/95	Fayetteville, Ark.	W	9-7
3/5/95	Fayetteville, Ark.	W	8-4
3/5/95	Fayetteville, Ark.	W	3-2
2/17/06	Edinburg, Texas	W	5-2
6/1/19	Fayetteville, Ark.+	W	3-1
6/2/19	Fayetteville, Ark.+	W	6-0
2/22/21	Arlington, Texas	W	4-1

TEXAS

Overall Series Record: 33-56
Record in Fayetteville, Ark.: 14-15
Record in Austin, Texas: 14-29
Record at Neutral Sites: 4-12

DATE	SITE	W/L	SCORE
3/29/74	Fayetteville, Ark.	L	19-4
3/30/74	Fayetteville, Ark.	L	3-2
3/30/74	Fayetteville, Ark.	W	8-5
3/29/75	Austin, Texas	L	6-1
3/29/75	Austin, Texas	L	5-1
3/29/75	Austin, Texas	L	3-2
4/23/76	Austin, Texas	L	10-1
4/24/76	Austin, Texas	L	6-3
4/24/76	Austin, Texas	W	5-2
4/22/77	Fayetteville, Ark.	L	5-1
4/23/77	Fayetteville, Ark.	L	7-1
4/23/77	Fayetteville, Ark.	W	1-0
5/14/77	Austin, Texas!	L	8-1
3/3/78	Austin, Texas	W	5-4
3/4/78	Austin, Texas	W	2-1
3/4/78	Austin, Texas	L	8-3
3/2/79	Fayetteville, Ark.	W	2-0
3/3/79	Fayetteville, Ark.	L	3-2
3/3/79	Fayetteville, Ark.	L	1-0
5/13/79	Austin, Texas!	L	6-2
5/14/79	Austin, Texas!	L	12-6
6/5/79	Omaha, Neb.+	W	9-4
4/4/80	Austin, Texas	W	2-1
4/5/80	Austin, Texas	L	15-3
4/5/80	Austin, Texas	W	8-6
5/8/80	College Station, Texas!	L	6-4
5/9/80	College Station, Texas!	W	8-7
5/10/80	College Station, Texas!	L	9-4
4/3/81	Fayetteville, Ark.	W	7-0
4/4/81	Fayetteville, Ark.	L	5-4
4/4/81	Fayetteville, Ark.	L	8-6
5/18/81	Austin, Texas!	L	11-1
4/2/82	Austin, Texas	W	8-1
4/3/82	Austin, Texas	L	11-5
4/3/82	Austin, Texas	L	5-2
5/15/82	College Station, Texas!	L	8-0
3/27/83	Little Rock, Ark.	L	9-4
3/27/83	Little Rock, Ark.	L	6-1
3/27/83	Little Rock, Ark.	L	11-9
5/14/83	Austin, Texas!	L	9-2
5/15/83	Austin, Texas!	W	5-4
5/16/83	Austin, Texas!	L	14-0
3/30/84	Austin, Texas	L	5-2
3/31/84	Austin, Texas	L	7-5
3/31/84	Austin, Texas	W	13-4
5/11/84	Austin, Texas!	L	8-1
3/22/85	Fayetteville, Ark.	W	5-4
3/23/85	Fayetteville, Ark.	W	2-1
3/23/85	Fayetteville, Ark.	L	13-3
5/18/85	Fayetteville, Ark.!	W	9-5
5/19/85	Fayetteville, Ark.!	W	10-6
6/8/85	Omaha, Neb.+	L	8-7

3/21/86	Austin, Texas	L	8-0
3/22/86	Austin, Texas	W	3-0
3/22/86	Austin, Texas	L	12-3
5/1/87	Fayetteville, Ark.	L	9-5
5/2/87	Fayetteville, Ark.	W	9-3
5/2/87	Fayetteville, Ark.	L	4-1
5/17/87	Austin, Texas!	L	10-3
5/18/87	Austin, Texas!	L	3-2
5/30/87	Omaha, Neb.+	L	13-6
5/7/88	Austin, Texas	W	5-0
5/8/88	Austin, Texas	L	8-1
5/8/88	Austin, Texas	L	15-2
5/20/88	Fayetteville, Ark.!	L	7-1
4/28/89	Fayetteville, Ark.	L	5-4
4/29/89	Fayetteville, Ark.	W	8-4
4/29/89	Fayetteville, Ark.	W	14-7
5/18/89	College Station, Texas!	L	8-3
5/20/89	College Station, Texas!	L	9-1
4/27/90	Austin, Texas	W	13-11
4/28/90	Austin, Texas	L	4-3
4/28/90	Austin, Texas	W	6-5
5/18/90	Austin, Texas!	L	11-4
5/3/91	Fayetteville, Ark.	L	4-2
5/4/91	Fayetteville, Ark.	L	3-2
5/4/91	Fayetteville, Ark.	W	4-2
6/18/04	Omaha, Neb.+	L	13-2
6/4/05	Austin, Texas+	W	9-2
6/5/05	Austin, Texas+	L	19-8
6/6/05	Austin, Texas+	L	5-2
3/4/12	Houston, Texas	W	7-3
3/13/18	Fayetteville, Ark.	W	13-4
3/14/18	Fayetteville, Ark.	W	7-5
6/17/18	Omaha, Neb.+	W	11-5
3/19/19	Austin, Texas	W	11-4
3/20/19	Austin, Texas	L	7-6
2/29/20	Houston, Texas	L	8-7
4/21/21	Arlington, Texas	W	4-0

TEXAS A&M

Overall Series Record: 46-46
Record in Fayetteville, Ark.: 21-21
Record in College Station, Texas: 22-23
Record at Neutral Sites: 3-2

DATE	SITE	W/L	SCORE
3/22/74	College Station, Texas	L	5-2
3/23/74	College Station, Texas	L	15-1
3/23/74	College Station, Texas	L	15-0
3/21/75	Fayetteville, Ark.	W	4-1
3/22/75	Fayetteville, Ark.	L	3-2
3/22/75	Fayetteville, Ark.	L	5-0
4/30/76	Fayetteville, Ark.	L	7-6
5/1/76	Fayetteville, Ark.	L	3-1
5/1/76	Fayetteville, Ark.	L	7-5
2/25/77	College Station, Texas	L	6-0
2/26/77	College Station, Texas	L	4-3
2/26/77	College Station, Texas	L	4-0
5/13/77	Austin, Texas!	L	5-2
4/28/78	Fayetteville, Ark.	L	6-1
4/29/78	Fayetteville, Ark.	L	5-0
4/29/78	Fayetteville, Ark.	W	6-5
5/13/78	Austin, Texas!	L	5-0
4/27/79	College Station, Texas	L	6-0
4/28/79	College Station, Texas	W	2-0 (11)
4/28/79	College Station, Texas	W	9-1
5/14/79	Austin, Texas!	W	6-2
3/28/80	Fayetteville, Ark.	W	4-2
3/28/80	Fayetteville, Ark.	L	8-5
5/7/80	College Station, Texas!	W	19-10
4/10/81	College Station, Texas	W	4-0
4/11/81	College Station, Texas	L	9-2
4/11/81	College Station, Texas	W	19-6
4/9/82	Fayetteville, Ark.	W	6-5
4/10/82	Fayetteville, Ark.	L	5-2
4/10/82	Fayetteville, Ark.	W	16-9
4/1/83	College Station, Texas	W	10-8
4/2/83	College Station, Texas	W	3-0
4/2/83	College Station, Texas	W	10-9
4/6/84	Fayetteville, Ark.	L	10-8
4/7/84	Fayetteville, Ark.	W	1-0
4/7/84	Fayetteville, Ark.	W	4-0
3/29/85	College Station, Texas	L	6-2
3/31/85	College Station, Texas	W	6-4
3/31/85	College Station, Texas	W	15-4
3/28/86	Fayetteville, Ark.	L	6-0
3/29/86	Fayetteville, Ark.	W	10-0
3/29/86	Fayetteville, Ark.	L	5-2
5/16/86	College Station, Texas!	L	4-0
3/20/87	College Station, Texas	W	17-10
3/21/87	College Station, Texas	W	8-2



II SERIES HISTORY

3/21/87	College Station, Texas	W	7-3
5/15/87	Austin, Texas!	W	4-3
3/25/88	Fayetteville, Ark.	W	5-0
3/26/88	Fayetteville, Ark.	L	6-1
3/26/88	Fayetteville, Ark.	L	8-6
5/19/88	Fayetteville, Ark.!	L	4-3
5/5/89	College Station, Texas	W	11-9 (16)
5/6/89	College Station, Texas	L	3-2
5/7/89	College Station, Texas	L	9-0
5/5/90	Fayetteville, Ark.	L	4-3
5/5/90	Fayetteville, Ark.	W	6-2
5/6/90	Fayetteville, Ark.	W	13-4
3/22/91	College Station, Texas	L	9-3
3/23/91	College Station, Texas	L	2-0
3/23/91	College Station, Texas	W	7-4
2/27/04	College Station, Texas	L	7-5
2/28/04	College Station, Texas	W	6-4
2/29/04	College Station, Texas	L	9-7
3/1/08	College Station, Texas	L	15-7
4/19/13	Fayetteville, Ark.	L	5-3
4/20/13	Fayetteville, Ark.	W	12-2
4/21/13	Fayetteville, Ark.	W	2-1
5/9/14	Fayetteville, Ark.	W	3-2
5/10/14	Fayetteville, Ark.	W	7-3
5/11/14	Fayetteville, Ark.	L	6-5 (10)
5/20/14	Hoover, Ala.!	W	4-0
4/18/15	College Station, Texas	L	13-6
4/18/15	College Station, Texas	W	9-8
4/19/15	College Station, Texas	W	8-2
4/30/16	Fayetteville, Ark.	W	9-5
4/30/16	Fayetteville, Ark.	L	11-8
5/1/16	Fayetteville, Ark.	L	6-2
5/18/17	College Station, Texas	W	6-4 (10)
5/19/17	College Station, Texas	L	5-2
5/20/17	College Station, Texas	W	8-0
5/11/18	Fayetteville, Ark.	W	9-3
5/12/18	Fayetteville, Ark.	W	3-1
5/13/18	Fayetteville, Ark.	W	6-3
5/16/19	College Station, Texas	W	7-3
5/17/19	College Station, Texas	L	6-2
5/18/19	College Station, Texas	L	6-1
4/17/21	Fayetteville, Ark.	W	13-0
4/17/21	Fayetteville, Ark.	W	2-1 (10)
4/18/21	Fayetteville, Ark.	L	11-10
4/22/22	College Station, Texas	L	2-1
4/23/22	College Station, Texas	W	3-1
4/24/22	College Station, Texas	L	11-10

TEXAS-ARLINGTON

Overall Series Record: 7-1
Record in Arlington, Texas: 4-1
Record at Neutral Sites: 3-0

DATE	SITE	W/L	SCORE
2/16/97	Arlington, Texas	W	11-1
2/19/00	Arlington, Texas	L	8-5
2/17/02	Arlington, Texas	W	7-1
2/13/05	Arlington, Texas	W	2-1
2/13/05	Arlington, Texas	W	4-1 (12)
3/1/06	Honolulu, Hawaii	W	12-4
3/3/06	Honolulu, Hawaii	W	5-3
3/4/06	Honolulu, Hawaii	W	7-1

TEXAS LUTHERAN

Overall Series Record: 1-2
Record in Seguin, Texas: 1-1
Record at Neutral Sites: 0-1

DATE	SITE	W/L	SCORE
3/27/67	San Antonio, Texas	L	2-1
3/25/70	Seguin, Texas	L	11-5
3/31/71	Seguin, Texas	W	6-1

TEXAS-PAN AMERICAN

Overall Series Record: 5-15
Record in Fayetteville, Ark.: 1-0
Record in Edinburg, Texas: 4-11
Record at Neutral Sites: 0-4

DATE	SITE	W/L	SCORE
3/28/67	San Antonio, Texas	L	4-0
3/29/67	San Antonio, Texas	L	10-4
3/29/67	San Antonio, Texas	L	2-1
3/28/68	Edinburg, Texas	L	7-2
3/29/68	Edinburg, Texas	L	10-5
3/23/70	Edinburg, Texas	L	8-6
3/28/70	Edinburg, Texas	W	4-3
4/1/71	Edinburg, Texas	L	10-0
4/1/71	Edinburg, Texas	L	5-0

5/28/73	Arlington, Texas+	L	4-2
2/15/80	Edinburg, Texas	W	9-3
2/15/80	Edinburg, Texas	L	2-0
2/16/80	Edinburg, Texas	L	3-1
2/16/80	Edinburg, Texas	L	5-0
2/17/80	Edinburg, Texas	W	4-2
2/17/80	Edinburg, Texas	L	3-2
3/6/04	Edinburg, Texas	L	4-1
3/7/04	Edinburg, Texas	L	11-4
5/11/04	Fayetteville, Ark.	W	13-2
2/19/06	Edinburg, Texas	W	13-2

TEXAS-SAN ANTONIO

Overall Series Record: 10-3
Record in Fayetteville, Ark.: 4-1
Record in San Antonio, Texas: 6-2

DATE	SITE	W/L	SCORE
2/10/96	San Antonio, Texas	W	9-6
2/10/96	San Antonio, Texas	W	10-7
2/11/96	San Antonio, Texas	W	18-1
2/22/97	Fayetteville, Ark.	W	8-4
2/22/97	Fayetteville, Ark.	W	13-5
2/23/97	Fayetteville, Ark.	L	7-2
2/14/98	San Antonio, Texas	W	4-1
2/15/98	San Antonio, Texas	W	10-5
2/19/99	Fayetteville, Ark.	W	12-2
2/21/99	Fayetteville, Ark.	W	5-3
2/9/01	San Antonio, Texas	L	7-6
2/10/01	San Antonio, Texas	L	4-2
2/11/01	San Antonio, Texas	W	4-1

TEXAS STATE

Overall Series Record: 1-0
Record in Fayetteville, Ark.: 1-0

DATE	SITE	W/L	SCORE
4/6/11	Fayetteville, Ark.	W	6-5

TEXAS TECH

Overall Series Record: 47-15
Record in Fayetteville, Ark.: 22-6
Record in Lubbock, Texas: 20-7
Record at Neutral Sites: 5-2

DATE	SITE	W/L	SCORE
4/19/74	Fayetteville, Ark.	W	9-3
4/20/74	Fayetteville, Ark.	W	15-6
4/20/74	Fayetteville, Ark.	W	7-6
4/18/75	Lubbock, Texas	W	6-4
4/19/75	Lubbock, Texas	L	14-5
4/19/75	Lubbock, Texas	L	13-11
3/19/76	Fayetteville, Ark.	W	5-4
3/20/76	Fayetteville, Ark.	W	4-3
3/20/76	Fayetteville, Ark.	W	10-2
3/18/77	Lubbock, Texas	W	13-10
3/19/77	Lubbock, Texas	L	7-4
3/19/77	Lubbock, Texas	W	14-7
4/7/78	Fayetteville, Ark.	W	6-1
4/8/78	Fayetteville, Ark.	W	13-2
4/8/78	Fayetteville, Ark.	W	2-1
4/6/79	Lubbock, Texas	L	9-8
4/7/79	Lubbock, Texas	W	6-2
4/7/79	Lubbock, Texas	W	12-9
3/7/80	Fayetteville, Ark.	W	2-1
3/8/80	Fayetteville, Ark.	L	5-3
3/8/80	Fayetteville, Ark.	W	9-2
5/9/80	College Station, Texas!	W	6-5
4/24/81	Lubbock, Texas	W	13-4
4/25/81	Lubbock, Texas	W	8-5
4/25/81	Lubbock, Texas	L	7-5
4/23/82	Fayetteville, Ark.	W	7-6
4/24/82	Fayetteville, Ark.	L	4-3
4/24/82	Fayetteville, Ark.	L	11-8
4/16/83	Lubbock, Texas	W	7-1
4/16/83	Lubbock, Texas	W	8-7
4/17/83	Lubbock, Texas	L	9-10
4/20/84	Fayetteville, Ark.	L	8-6
4/21/84	Fayetteville, Ark.	L	9-8
4/21/84	Fayetteville, Ark.	W	9-7
4/12/85	Lubbock, Texas	W	14-4
4/13/85	Lubbock, Texas	W	14-11
4/13/85	Lubbock, Texas	W	22-5
4/11/86	Fayetteville, Ark.	W	20-3
4/12/86	Fayetteville, Ark.	W	9-4
4/12/86	Fayetteville, Ark.	W	8-3
4/3/87	Lubbock, Texas	W	2-0
4/4/87	Lubbock, Texas	W	8-6
4/4/87	Lubbock, Texas	W	9-0
4/8/88	Fayetteville, Ark.	W	7-6 (10)

4/9/88	Fayetteville, Ark.	L	11-8
4/9/88	Fayetteville, Ark.	W	5-4
3/31/89	Lubbock, Texas	W	12-0
4/1/89	Lubbock, Texas	W	3-2
4/1/89	Lubbock, Texas	W	6-5
3/30/90	Fayetteville, Ark.	W	6-5
3/31/90	Fayetteville, Ark.	W	7-6
3/31/90	Fayetteville, Ark.	W	12-4
4/5/91	Lubbock, Texas	L	4-1
4/6/91	Lubbock, Texas	W	18-10
4/6/91	Lubbock, Texas	W	6-2
5/28/95	Wichita, Kan.+	L	14-10
3/2/12	Houston, Texas	W	3-1
2/28/16	Houston, Texas	W	10-6
4/24/18	Fayetteville, Ark.	W	5-1
6/20/18	Omaha, Neb.+	W	7-4
6/17/19	Omaha, Neb.+	L	5-4
2/20/21	Arlington, Texas	W	13-9

TEXAS WESLEYAN

Overall Series Record: 6-1
Record in Fayetteville, Ark.: 6-1

DATE	SITE	W/L	SCORE
2/18/83	Fayetteville, Ark.	W	8-7
2/19/83	Fayetteville, Ark.	L	2-0
2/19/83	Fayetteville, Ark.	W	11-5
2/17/84	Fayetteville, Ark.	W	6-2
2/18/84	Fayetteville, Ark.	W	9-8
2/18/84	Fayetteville, Ark.	W	13-5
3/23/88	Fayetteville, Ark.	W	13-5

TRINITY

Overall Series Record: 2-2
Record in San Antonio, Texas: 2-1
Record at Neutral Sites: 0-1

DATE	SITE	W/L	SCORE
4/1/67	San Antonio, Texas	W	11-9
3/30/68	San Antonio, Texas	L	19-7
3/29/71	San Antonio, Texas	W	3-2
5/27/73	Arlington, Texas+	L	6-0

TROY

Overall Series Record: 5-1
Record in Fayetteville, Ark.: 3-0
Record in Troy, Ala.: 2-1

DATE	SITE	W/L	SCORE
2/9/07	Troy, Ala.	W	13-1
2/10/07	Troy, Ala.	L	13-8
2/11/07	Troy, Ala.	W	16-2
2/26/10	Fayetteville, Ark.	W	10-1
2/27/10	Fayetteville, Ark.	W	10-8
2/28/10	Fayetteville, Ark.	W	7-6

TRUMAN STATE

Overall Series Record: 2-0
Record in Fayetteville, Ark.: 1-0
Record at Neutral Sites: 1-0

DATE	SITE	W/L	SCORE
1970	San Antonio, Texas	W	10-5
3/4/85	Fayetteville, Ark.	W	18-8

TULANE

Overall Series Record: 2-1
Record in New Orleans, La.: 1-1
Record at Neutral Sites: 1-0

DATE	SITE	W/L	SCORE
2/24/86	New Orleans, La.	L	3-0
2/27/98	New Orleans, La.	W	9-0
3/8/14	Berkeley, Calif.	W	4-0

TULSA

Overall Series Record: 20-21
Record in Fayetteville, Ark.: 13-7
Record in Tulsa, Okla.: 7-14

DATE	SITE	W/L	SCORE
3/28/61	Tulsa, Okla.	W	9-6
3/28/61	Tulsa, Okla.	L	8-2
4/25/61	Fayetteville, Ark.	W	12-2
4/25/61	Fayetteville, Ark.	W	12-3
4/23/63	Fayetteville, Ark.	W	3-1
4/23/63	Fayetteville, Ark.	W	9-4
4/10/64	Fayetteville, Ark.	W	9-4
4/10/64	Fayetteville, Ark.	L	6-4
4/24/64	Tulsa, Okla.	W	18-9



4/24/64	Tulsa, Okla.	W	16-5
4/27/65	Tulsa, Okla.	L	5-4
4/27/65	Tulsa, Okla.	W	7-1
4/19/66	Tulsa, Okla.	L	12-6
4/19/66	Tulsa, Okla.	L	14-4
4/11/70	Tulsa, Okla.	L	8-7
3/3/71	Tulsa, Okla.	L	4-3
3/3/71	Tulsa, Okla.	L	18-2
1972	Fayetteville, Ark.	L	15-3
1972	Fayetteville, Ark.	L	4-3
3/30/72	Tulsa, Okla.	L	3-2
4/1/72	Tulsa, Okla.	L	3-0
4/2/72	Tulsa, Okla.	L	5-3
3/18/73	Tulsa, Okla.	L	10-0
4/24/73	Fayetteville, Ark.	W	2-0
4/24/73	Fayetteville, Ark.	L	7-2
3/15/76	Fayetteville, Ark.	W	1-0
3/15/76	Fayetteville, Ark.	W	1-0
3/15/77	Tulsa, Okla.	L	2-1
3/15/77	Tulsa, Okla.	L	6-4
4/19/77	Fayetteville, Ark.	L	6-3
4/19/77	Fayetteville, Ark.	L	6-1
2/25/78	Fayetteville, Ark.	W	9-4
2/25/78	Fayetteville, Ark.	L	10-0
4/25/78	Tulsa, Okla.	W	8-6
5/3/78	Tulsa, Okla.	L	3-2
3/6/79	Fayetteville, Ark.	W	4-1
3/6/79	Fayetteville, Ark.	W	8-1
2/23/80	Fayetteville, Ark.	W	10-0
2/23/80	Fayetteville, Ark.	W	12-0
4/15/80	Tulsa, Okla.	W	8-3
4/15/80	Tulsa, Okla.	W	17-6

UCA
 Overall Series Record: 3-0
 Record in Fayetteville, Ark.: 2-0
 Record at Neutral Sites: 1-0

DATE	SITE	W/L	SCORE
3/30/21	Fayetteville, Ark.	W	21-8
4/5/22	Fayetteville, Ark.	W	21-9
4/26/22	N. Little Rock, Ark.	W	2-1 (10)

UCF
 Overall Series Record: 0-1
 Record at Neutral Sites.: 0-1

DATE	SITE	W/L	SCORE
2/20/15	Mobile, Ala.	L	9-5

UCLA
 Overall Series Record: 0-2
 Record in Fayetteville, Ark.: 0-2

DATE	SITE	W/L	SCORE
4/6/99	Fayetteville, Ark.	L	6-3
4/7/99	Fayetteville, Ark.	L	5-4

UIC
 Overall Series Record: 11-1
 Record in Fayetteville, Ark.: 11-1

DATE	SITE	W/L	SCORE
3/1/03	Fayetteville, Ark.	W	8-7 (11)
3/1/03	Fayetteville, Ark.	W	6-4
3/2/03	Fayetteville, Ark.	W	13-2
3/12/04	Fayetteville, Ark.	W	4-3
3/14/04	Fayetteville, Ark.	L	9-1
3/3/05	Fayetteville, Ark.	W	7-4
3/5/05	Fayetteville, Ark.	W	15-4
3/6/05	Fayetteville, Ark.	W	9-2
3/10/22	Fayetteville, Ark.	W	12-4
3/10/22	Fayetteville, Ark.	W	5-4
3/12/22	Fayetteville, Ark.	W	10-1
3/13/22	Fayetteville, Ark.	W	10-8

ULM
 Overall Series Record: 12-7
 Record in Fayetteville, Ark.: 6-1
 Record in Monroe, La.: 5-5
 Record in North Little Rock, Ark.: 1-0
 Record at Neutral Sites: 0-1

DATE	SITE	W/L	SCORE
1960	Monroe, La.	W	11-8
4/20/62	Monroe, La.	L	3-2
4/21/62	Monroe, La.	W	5-4
4/23/62	Monroe, La.	W	10-7
4/23/62	Monroe, La.	W	6-1
4/1/64	Monroe, La.	L	1-0

4/2/64	Monroe, La.	L	7-5
4/20/65	Monroe, La.	L	11-10
4/20/65	Monroe, La.	L	2-1
2/19/97	Fayetteville, Ark.	W	10-6
2/13/99	Lafayette, La.	L	8-6
3/17/99	Monroe, La.	W	10-8
4/14/09	Fayetteville, Ark.	L	3-2
4/15/09	Fayetteville, Ark.	W	10-9 (10)
4/12/16	North Little Rock, Ark.	W	3-1
3/7/17	Fayetteville, Ark.	W	12-3
3/8/17	Fayetteville, Ark.	W	11-2
4/3/18	Fayetteville, Ark.	W	10-9 (10)
4/4/18	Fayetteville, Ark.	W	4-0

UNION
 Overall Series Record: 1-3
 Record in Fayetteville, Ark.: 1-1
 Record in Jackson, Tenn.: 0-2

DATE	SITE	W/L	SCORE
5/15/71	Fayetteville, Ark.	W	5-2
5/15/71	Fayetteville, Ark.	L	6-2
4/22/72	Jackson, Tenn.	L	4-2
4/22/72	Jackson, Tenn.	L	6-2

UNLV
 Overall Series Record: 1-4
 Record in Fayetteville, Ark.: 1-1
 Record in Las Vegas, Nev.: 0-3

DATE	SITE	W/L	SCORE
3/19/94	Las Vegas, Nev.	L	9-3
3/20/94	Las Vegas, Nev.	L	7-4 (11)
3/21/94	Las Vegas, Nev.	L	8-7
4/8/14	Fayetteville, Ark.	L	10-7
4/9/14	Fayetteville, Ark.	W	9-2

UPPER IOWA
 Overall Series Record: 2-1
 Record in Fayetteville, Ark.: 2-1

DATE	SITE	W/L	SCORE
4/5/69	Fayetteville, Ark.	L	12-5
4/5/69	Fayetteville, Ark.	W	7-4
4/5/69	Fayetteville, Ark.	W	4-1

UTAH
 Overall Series Record: 3-0
 Record in Fayetteville, Ark.: 3-0

DATE	SITE	W/L	SCORE
2/25/11	Fayetteville, Ark.	W	3-2
2/26/11	Fayetteville, Ark.	W	5-4
2/27/11	Fayetteville, Ark.	W	10-1

UT MARTIN
 Overall Series Record: 1-0
 Record in Fayetteville, Ark.: 1-0

DATE	SITE	W/L	SCORE
5/17/11	Fayetteville, Ark.	W	6-2

VALPARAISO
 Overall Series Record: 3-1
 Record in Fayetteville, Ark.: 3-1

DATE	SITE	W/L	SCORE
3/3/09	Fayetteville, Ark.	W	7-3
2/24/12	Fayetteville, Ark.	W	7-3
2/25/12	Fayetteville, Ark.	W	4-3
2/26/12	Fayetteville, Ark.	L	9-10 (10)

VANDERBILT
 Overall Series Record: 34-31
 Record in Fayetteville, Ark.: 19-13
 Record in Nashville, Tenn.: 14-13
 Record at Neutral Sites: 1-5

DATE	SITE	W/L	SCORE
5/8/70	Covington, Tenn.	L	9-6
4/1/94	Nashville, Tenn.	W	6-0
4/2/94	Nashville, Tenn.	W	12-7
4/3/94	Nashville, Tenn.	W	7-5
3/31/95	Fayetteville, Ark.	W	10-7
4/1/95	Fayetteville, Ark.	W	15-5
4/2/95	Fayetteville, Ark.	L	7-6 (10)
3/15/96	Fayetteville, Ark.	L	5-2
3/16/96	Fayetteville, Ark.	W	6-3
3/17/96	Fayetteville, Ark.	W	16-11
3/14/97	Nashville, Tenn.	W	13-4

3/15/97	Nashville, Tenn.	L	13-10 (12)
3/16/97	Nashville, Tenn.	W	18-5
3/13/98	Fayetteville, Ark.	W	5-3
3/14/98	Fayetteville, Ark.	W	10-4
3/15/98	Fayetteville, Ark.	L	9-4
4/16/99	Nashville, Tenn.	L	6-5
4/17/99	Nashville, Tenn.	W	5-2
4/18/99	Nashville, Tenn.	W	10-7
3/30/02	Nashville, Tenn.	L	4-3
4/11/03	Fayetteville, Ark.	L	6-4
4/12/03	Fayetteville, Ark.	W	17-7
4/13/03	Fayetteville, Ark.	W	8-5
4/16/04	Nashville, Tenn.	W	6-3
4/17/04	Nashville, Tenn.	W	9-4
4/18/04	Nashville, Tenn.	L	14-8
4/8/05	Fayetteville, Ark.	W	6-5
4/9/05	Fayetteville, Ark.	W	5-4 (10)
4/10/05	Fayetteville, Ark.	W	3-0
4/7/06	Nashville, Tenn.	L	7-1
4/8/06	Nashville, Tenn.	W	5-3
4/9/06	Nashville, Tenn.	W	4-3
3/23/07	Fayetteville, Ark.	W	8-7 (10)
3/24/07	Fayetteville, Ark.	L	6-3
3/25/07	Fayetteville, Ark.	W	8-3
5/27/07	Hoover, Ala.!	L	7-4
3/29/08	Nashville, Tenn.	L	6-5 (12)
3/30/08	Nashville, Tenn.	L	6-2
4/10/09	Fayetteville, Ark.	L	9-0
4/11/09	Fayetteville, Ark.	L	13-6
5/23/09	Hoover, Ala.!	L	11-1 (7)
5/20/10	Nashville, Tenn.	L	4-3
5/21/10	Nashville, Tenn.	W	4-3
5/22/10	Nashville, Tenn.	W	7-5
5/26/10	Hoover, Ala.!	L	2-0
3/25/11	Fayetteville, Ark.	W	2-1
3/26/11	Fayetteville, Ark.	L	4-1
3/27/11	Fayetteville, Ark.	L	2-1
5/28/11	Hoover, Ala.!	L	3-2
4/18/14	Fayetteville, Ark.	W	6-2
4/19/14	Fayetteville, Ark.	L	2-1
4/20/14	Fayetteville, Ark.	W	3-1
3/14/15	Nashville, Tenn.	L	8-7 (12)
3/14/15	Nashville, Tenn.	L	9-1
3/15/15	Nashville, Tenn.	L	1-0
5/12/17	Fayetteville, Ark.	W	4-3
5/13/17	Fayetteville, Ark.	L	6-2
5/14/17	Fayetteville, Ark.	W	7-1
4/12/19	Nashville, Tenn.	L	3-2
4/13/19	Nashville, Tenn.	L	12-2
4/14/19	Nashville, Tenn.	W	14-12
5/27/21	Hoover, Ala.!	W	6-4
5/13/22	Fayetteville, Ark.	L	9-6 (10)
5/14/22	Fayetteville, Ark.	W	11-6
5/15/22	Fayetteville, Ark.	L	5-0 (7)

VILLANOVA
 Overall Series Record: 3-0
 Record in Fayetteville, Ark.: 3-0

DATE	SITE	W/L	SCORE
2/17/12	Fayetteville, Ark.	W	11-5
2/18/12	Fayetteville, Ark.	W	13-1
2/19/12	Fayetteville, Ark.	W	17-1

VIRGINIA
 Overall Series Record: 1-3
 Record in Charlottesville, Va.: 0-2
 Record at Neutral Sites: 1-1

DATE	SITE	W/L	SCORE
6/17/09	Omaha, Neb.+	W	4-3 (12)
5/31/14	Charlottesville, Va.+	L	3-0
6/1/14	Charlottesville, Va.+	L	9-2
6/13/15	Omaha, Neb.+	L	5-3

WASHINGTON
 Overall Series Record: 0-1
 Record at Neutral Sites: 0-1

DATE	SITE	W/L	SCORE
2/28/06	Honolulu, Hawaii	L	5-2

WASHINGTON STATE
 Overall Series Record: 7-3
 Record in Fayetteville, Ark.: 5-2
 Record at Neutral Sites: 2-1

DATE	SITE	W/L	SCORE
3/15/87	Fayetteville, Ark.	L	11-5
3/13/92	Seattle, Wash.	L	8-4



II SERIES HISTORY

2/18/00	Arlington, Texas	W	1-0
2/20/09	Fayetteville, Ark.	W	4-2
2/20/09	Fayetteville, Ark.	W	7-5 (10)
2/22/09	Fayetteville, Ark.	W	4-3
5/29/09	Norman, Okla.+	W	10-3
6/5/10	Fayetteville, Ark.+	W	6-4
6/6/10	Fayetteville, Ark.+	L	10-7
6/7/10	Fayetteville, Ark.+	W	7-2

WESTERN ILLINOIS

Overall Series Record: 11-1
Record in Fayetteville, Ark.: 11-1

DATE	SITE	W/L	SCORE
3/17/86	Fayetteville, Ark.	W	12-5
3/18/86	Fayetteville, Ark.	W	7-2
5/19/08	Fayetteville, Ark.	W	12-6
2/27/09	Fayetteville, Ark.	W	8-7 (10)
2/15/13	Fayetteville, Ark.	W	9-1
2/16/13	Fayetteville, Ark.	W	7-2
2/17/13	Fayetteville, Ark.	L	7-5
3/11/16	Fayetteville, Ark.	W	3-2
3/12/16	Fayetteville, Ark.	W	9-3
3/13/16	Fayetteville, Ark.	W	3-0
3/12/19	Fayetteville, Ark.	W	8-0
3/13/19	Fayetteville, Ark.	W	11-1 (8)

WESTERN KENTUCKY

Overall Series Record: 2-0
Record in Fayetteville, Ark.: 2-0

DATE	SITE	W/L	SCORE
3/14/87	Fayetteville, Ark.	W	8-3
3/15/87	Fayetteville, Ark.	W	5-2

WESTERN MICHIGAN

Overall Series Record: 7-2
Record in Fayetteville, Ark.: 2-0
Record at Neutral Sites: 5-2

DATE	SITE	W/L	SCORE
2/28/81	Lakeland, Fla.	W	25-5
3/7/81	Lakeland, Fla.	W	15-11
2/26/84	Lakeland, Fla.	L	15-10
3/1/84	Lakeland, Fla.	W	13-8
3/2/84	Lakeland, Fla.	W	9-4
3/2/89	Lakeland, Fla.	L	6-2
3/4/89	Lakeland, Fla.	W	15-0
3/4/03	Fayetteville, Ark.	W	6-2
3/5/03	Fayetteville, Ark.	W	4-3

WEST TEXAS STATE

Overall Series Record: 0-2
Record at Neutral Sites: 0-2

DATE	SITE	W/L	SCORE
3/28/72	Tulsa, Okla.	L	5-4
4/1/72	Tulsa, Okla.	L	4-3

WEST VIRGINIA

Overall Series Record: 1-0
Record at Neutral Sites: 1-0

DATE	SITE	W/L	SCORE
5/22/87	Huntsville, Ala.+	W	7-2

WICHITA STATE

Overall Series Record: 21-22
Record in Fayetteville, Ark.: 13-2
Record in Wichita, Kan.: 7-17
Record at Neutral Sites: 1-3

DATE	SITE	W/L	SCORE
1960	Fayetteville, Ark.	W	7-6
1960	Fayetteville, Ark.	W	9-5
4/17/61	Wichita, Kan.	L	7-2
4/18/61	Wichita, Kan.	L	5-4
4/7/65	Wichita, Kan.	W	3-0
4/7/65	Wichita, Kan.	L	2-0
5/9/67	Wichita, Kan.	L	6-3
1979	Wichita, Kan.	L	7-6
1979	Wichita, Kan.	L	5-4
5/4/80	Wichita, Kan.	L	6-2
5/4/80	Wichita, Kan.	L	14-0
5/27/83	Stillwater, Okla.+	L	6-3
3/8/86	Fayetteville, Ark.	W	6-5 (10)
5/11/86	Wichita, Kan.	W	12-3
2/19/89	Fayetteville, Ark.	W	5-1
6/2/89	Omaha, Neb.+	L	3-1
6/6/89	Omaha, Neb.+	L	8-4

5/12/90	Wichita, Kan.	W	6-4
5/13/90	Wichita, Kan.	L	3-0
5/26/90	Wichita, Kan.+	L	7-6
5/11/91	Fayetteville, Ark.	W	10-1
5/12/91	Fayetteville, Ark.	W	6-5
4/7/92	Wichita, Kan.	W	5-4
4/8/92	Wichita, Kan.	L	22-4
3/30/93	Fayetteville, Ark.	W	4-3
4/5/93	Wichita, Kan.	L	9-1
4/5/95	Wichita, Kan.	L	5-1
3/13/96	Fayetteville, Ark.	W	5-0
4/29/97	Wichita, Kan.	L	9-7 (10)
4/28/98	Fayetteville, Ark.	W	16-5
5/22/98	Wichita, Kan.+	W	3-2 (11)
4/27/99	Wichita, Kan.	L	5-4 (14)
4/25/00	Wichita, Kan.	W	15-14
3/13/01	Wichita, Kan.	L	5-0
4/23/02	Fayetteville, Ark.	L	3-2
4/22/03	Wichita, Kan.	L	6-5 (10)
3/30/04	Fayetteville, Ark.	W	10-4
6/5/04	Fayetteville, Ark.+	L	4-1
6/6/04	Fayetteville, Ark.+	W	11-9
6/6/04	Fayetteville, Ark.+	W	4-3
3/28/06	Wichita, Kan.	W	4-3 (11)
4/25/07	Fayetteville, Ark.	W	10-2
6/1/13	Manhattan, Kan.+	W	3-1

WILLIAM CAREY

Overall Series Record: 0-1
Record in Hattiesburg, Miss.: 0-1

DATE	SITE	W/L	SCORE
1969	Hattiesburg, Miss.	L	1-0

WILLIAM JEWELL

Overall Series Record: 10-3
Record in Fayetteville, Ark.: 10-3

DATE	SITE	W/L	SCORE
4/8/67	Fayetteville, Ark.	W	8-5
4/8/67	Fayetteville, Ark.	L	8-2
4/30/69	Fayetteville, Ark.	W	12-1
4/30/69	Fayetteville, Ark.	L	4-0
4/8/70	Fayetteville, Ark.	W	7-2
4/8/70	Fayetteville, Ark.	L	3-2
3/10/72	Fayetteville, Ark.	W	12-4
3/11/72	Fayetteville, Ark.	W	3-2
3/14/76	Fayetteville, Ark.	W	6-4
3/10/77	Fayetteville, Ark.	W	5-1
3/10/77	Fayetteville, Ark.	W	2-0
2/23/79	Fayetteville, Ark.	W	7-1
2/23/79	Fayetteville, Ark.	W	13-2

WISCONSIN

Overall Series Record: 8-1
Record in Fayetteville, Ark.: 7-1
Record at Neutral Sites: 1-0

DATE	SITE	W/L	SCORE
3/25/67	San Antonio, Texas	W	5-3
3/15/80	Fayetteville, Ark.	W	9-0
3/15/80	Fayetteville, Ark.	W	3-0
3/16/80	Fayetteville, Ark.	W	9-0
3/16/80	Fayetteville, Ark.	W	9-0
3/9/90	Fayetteville, Ark.	W	8-1
3/9/90	Fayetteville, Ark.	L	6-4
3/10/90	Fayetteville, Ark.	W	9-0
3/10/90	Fayetteville, Ark.	W	16-2

WISCONSIN-MILWAUKEE

Overall Series Record: 9-0
Record in Fayetteville, Ark.: 9-0

DATE	SITE	W/L	SCORE
2/18/07	Fayetteville, Ark.	W	8-3
2/18/07	Fayetteville, Ark.	W	28-2
2/19/07	Fayetteville, Ark.	W	8-1
3/12/10	Fayetteville, Ark.	W	14-6
3/13/10	Fayetteville, Ark.	W	7-0
3/14/10	Fayetteville, Ark.	W	3-2 (10)
3/4/11	Fayetteville, Ark.	W	15-6
3/5/11	Fayetteville, Ark.	W	13-9
3/6/11	Fayetteville, Ark.	W	7-3

WISCONSIN-OSH KOSH

Overall Series Record: 9-1
Record in Fayetteville, Ark.: 9-1

DATE	SITE	W/L	SCORE
3/19/86	Fayetteville, Ark.	W	14-3

3/19/86	Fayetteville, Ark.	W	4-3
3/16/88	Fayetteville, Ark.	W	16-3
3/14/89	Fayetteville, Ark.	W	13-4
3/15/89	Fayetteville, Ark.	W	9-4
3/19/90	Fayetteville, Ark.	W	7-5
3/20/90	Fayetteville, Ark.	W	13-2
3/18/91	Fayetteville, Ark.	W	3-0
3/18/92	Fayetteville, Ark.	L	3-2
3/15/95	Fayetteville, Ark.	W	7-4

WRIGHT STATE

Overall Series Record: 3-0
Record in Fayetteville, Ark.: 3-0


DATE	SITE	W/L	SCORE
2/22/08	Fayetteville, Ark.	W	9-4
2/23/08	Fayetteville, Ark.	W	5-4
2/24/08	Fayetteville, Ark.	W	7-3

YANKTON

Overall Series Record: 5-0
Record in Fayetteville, Ark.: 5-0

DATE	SITE	W/L	SCORE
1968	Fayetteville, Ark.	W	4-3
1968	Fayetteville, Ark.	W	7-2
1968	Fayetteville, Ark.	W	4-3
4/8/69	Fayetteville, Ark.	W	5-2
4/8/69	Fayetteville, Ark.	W	6-1

*! - Conference Tournament Game
+ - NCAA Tournament Game
Records since the 1960 season*



Bill 'Groundhog' Ferrell coached at Arkansas from 1950-65 and compiled a 139-149 record.

1960 (14-9) Bill Ferrell

Date	Result	Opponent	Location
	W, 7-6	Wichita State	Fayetteville
	W, 9-5	Wichita State	Fayetteville
3/28	W, 11-6	Kansas	Fayetteville
3/29	W, 18-0	Kansas	Fayetteville
	W, 19-11	Emporia State	Fayetteville
	W, 11-4	Emporia State	Fayetteville
	L, 8-21	Missouri	Fayetteville
	W, 9-8	Missouri	Fayetteville
	W, 10-4	Buena Vista	Fayetteville
	L, 1-3	Buena Vista	Fayetteville
	W, 17-2	Colorado	Fayetteville
	W, 8-2	Colorado	Fayetteville
4/14	W, 8-0	Baylor	Monroe, La.
	L, 1-5	LSU	Fayetteville
	W, 4-3	Northwestern St.	Natchitoches, La.
	L, 2-3	Mississippi State	Fayetteville
	W, 11-8	Louisiana-Monroe	Monroe, La.
	L, 6-11	Loyola (La.)	New Orleans, La.
	L, 5-9	Loyola (La.)	New Orleans, La.
	W, 11-5	LSU	Baton Rouge, La.
	L, 5-12	Louisiana College	Pineville, La.
	L, 12-13	Centenary	Shreveport, La.
	L, 2-3	Centenary	Shreveport, La.

1961 (9-8) Bill Ferrell

Date	Result	Opponent	Location
3/27	L, 6-10	Buena Vista	Fayetteville
3/28	W, 9-6	Tulsa	Tulsa, Okla.
3/28	L, 2-8	Tulsa	Tulsa, Okla.
3/29	W, 2-0	Buena Vista	Fayetteville
4/3	W, 7-4	TCU	Fort Worth, Texas
4/4	L, 1-7	SMU	Dallas, Texas
4/5	W, 11-7	SMU	Dallas, Texas
4/6	L, 2-16	Baylor	Waco, Texas
4/6	L, 1-5	Baylor	Waco, Texas
4/7	W, 9-2	Oklahoma City	Oklahoma City, Okla.
4/14	W, 10-2	Centenary	Fayetteville
4/17	L, 2-7	Wichita State	Wichita, Kan.
4/18	L, 4-5	Wichita State	Wichita, Kan.
4/19	L, 2-4	Emporia State	Emporia, Kan.
4/20	W, 15-10	Emporia State	Chanute, Kan.
4/25	W, 12-2	Tulsa	Fayetteville
4/25	W, 12-3	Tulsa	Fayetteville

1962 (13-7) Bill Ferrell

Date	Result	Opponent	Location
3/26	L, 4-8	Buena Vista	Fayetteville
3/27	L, 7-8	Buena Vista	Fayetteville
3/28	W, 5-4	Buena Vista	Fayetteville
4/3	L, 7-15	Missouri	Columbia, Mo.
4/4	L, 4-10	Missouri	Columbia, Mo.
4/7	W, 5-1	Pittsburg State	Fayetteville
4/7	W, 11-3	Pittsburg State	Fayetteville
4/13	W, 6-2	Emporia State	Fayetteville
4/14	W, 12-3	Emporia State	Fayetteville
4/19	L, 0-5	Baylor	Monroe, La.
4/20	L, 2-3	Louisiana-Monroe	Monroe, La.
4/20	W, 13-8	Northwestern State	Monroe, La.
4/21	W, 5-4	Louisiana-Monroe	Monroe, La.
4/21	W, 8-4	Northwestern State	Monroe, La.
4/23	W, 10-7	Louisiana-Monroe	Monroe, La.
4/23	W, 6-1	Louisiana-Monroe	Monroe, La.
4/25	L, 2-4	Northwestern St.	Natchitoches, La.
4/26	W, 2-1	Northwestern St.	Natchitoches, La.
4/27	W, 6-2	Centenary	Shreveport, La.
4/28	W, 7-2	Centenary	Shreveport, La.

1963 (13-10) Bill Ferrell

Date	Result	Opponent	Location
3/25	W, 9-1	Buena Vista	Fayetteville
3/25	W, 8-7	Buena Vista	Fayetteville
3/26	W, 11-10	Buena Vista	Fayetteville

3/30	L, 6-10	Missouri	Fayetteville
3/30	W, 6-5	Missouri	Fayetteville
4/1	W, 15-7	Kansas	Lawrence, Kan.
4/2	L, 1-9	Kansas	Lawrence, Kan.
4/3	W, 12-8	Emporia State	Emporia, Kan.
4/3	L, 2-18	Emporia State	Emporia, Kan.
4/8	L, 6-7	Centenary	Fayetteville
4/9	W, 3-2	Centenary	Fayetteville
4/12	L, 4-5	Southern Miss.	Hattiesburg, Miss.
4/13	L, 0-4	Southern Miss.	Hattiesburg, Miss.
4/15	L, 5-10	LSU	Baton Rouge, La.
4/16	L, 2-10	LSU	Baton Rouge, La.
4/17	W, 7-3	Miss. College	Clinton, Miss.
4/18	L, 0-3	Miss. College	Clinton, Miss.
4/19	W, 5-2	Delta State	Cleveland, Miss.
4/20	L, 2-10	Delta State	Cleveland, Miss.
4/23	W, 3-1	Tulsa	Fayetteville
4/23	W, 9-4	Tulsa	Fayetteville
4/30	W, 9-4	Pittsburg State	Pittsburg, Kan.
4/30	W, 2-1	Pittsburg State	Pittsburg, Kan.

1964 (8-10) Bill Ferrell

Date	Result	Opponent	Location
3/23	L, 5-6	Buena Vista	Fayetteville
3/24	L, 13-16	Buena Vista	Fayetteville
3/27	L, 3-5	Memphis	Little Rock, Ark.
3/28	L, 6-13	Memphis	Little Rock, Ark.
3/30	L, 0-6	Memphis	Memphis, Tenn.
3/31	W, 4-0	Memphis	Memphis, Tenn.
4/1	L, 0-1	Louisiana-Monroe	Monroe, La.
4/2	L, 5-7	Louisiana-Monroe	Monroe, La.
4/3	W, 8-4	Centenary	Shreveport, La.
4/4	L, 7-8	Centenary	Shreveport, La.
4/10	W, 9-4	Tulsa	Fayetteville
4/10	L, 4-6	Tulsa	Fayetteville
4/13	W, 8-3	Emporia State	Fayetteville
4/13	L, 6-10	Emporia State	Fayetteville
4/24	W, 18-9	Tulsa	Tulsa, Okla.
4/24	W, 16-5	Tulsa	Tulsa, Okla.
4/29	W, 7-5	Central Missouri St.	Fayetteville
4/29	W, 10-9	Central Missouri St.	Fayetteville

1965 (3-14) Bill Ferrell

Date	Result	Opponent	Location
4/6	L, 4-8	Emporia State	Emporia, Kan.
4/7	W, 3-0	Wichita State	Wichita, Kan.
4/7	L, 0-2	Wichita State	Wichita, Kan.
4/10	L, 7-10	Centenary	Fayetteville
4/10	L, 4-8	Centenary	Fayetteville
4/13	L, 7-9	Omaha	Fayetteville
4/13	L, 3-6	Omaha	Fayetteville
4/16	L, 1-4	Southern Miss	Hattiesburg, Miss.
4/17	L, 9-15	Southern Miss	Hattiesburg, Miss.
4/20	L, 10-11	Louisiana-Monroe	Monroe, La.
4/20	L, 1-2	Louisiana-Monroe	Monroe, La.
4/21	L, 1-5	Delta State	Cleveland, Miss.
4/22	L, 7-12	Delta State	Cleveland, Miss.
4/23	L, 4-6	Memphis	Fayetteville
4/23	W, 4-2	Memphis	Fayetteville
4/27	L, 4-5	Tulsa	Tulsa, Okla.
4/27	W, 7-1	Tulsa	Tulsa, Okla.

1966 (4-16) Wayne Robbins

Date	Result	Opponent	Location
3/21	L, 7-13	Baylor	Waco, Texas
3/22	L, 3-9	TCU	Fort Worth, Texas
3/26	W, 7-5	SMS	Fayetteville
3/31	L, 0-3	Buena Vista	Fayetteville
4/1	W, 16-13	Buena Vista	Fayetteville
4/4	L, 3-12	Kansas State	Fayetteville
4/4	L, 2-6	Kansas State	Fayetteville
4/9	L, 8-9	Memphis	Memphis, Tenn.
4/9	L, 1-6	Memphis	Memphis, Tenn.
4/11	L, 3-9	Mississippi State	Starkville, Miss.
4/12	L, 0-18	Mississippi State	Starkville, Miss.
4/13	L, 0-13	Southern Miss	Hattiesburg, Miss.
4/14	L, 0-19	Southern Miss	Hattiesburg, Miss.
4/16	W, 4-2	Centenary	Shreveport, La.
4/16	W, 3-2	Centenary	Shreveport, La.
4/19	L, 6-12	Tulsa	Tulsa, Okla.
4/19	L, 4-14	Tulsa	Tulsa, Okla.
5/5	L, 0-7	Southern Illinois	Fayetteville

1967 (15-14) Wayne Robbins

Date	Result	Opponent	Location
3/21	W, 6-1	Buena Vista	Fayetteville
3/21	W, 4-3	Buena Vista	Fayetteville
3/22	L, 3-6	Buena Vista	Fayetteville
3/25	W, 5-3	Wisconsin	San Antonio, Texas
3/27	L, 1-2	Texas Lutheran	San Antonio, Texas
3/28	L, 3-13	Indiana	San Antonio, Texas
3/28	L, 0-4	Texas-Pan American	San Antonio, Texas
3/29	L, 4-10	Texas-Pan American	San Antonio, Texas
3/29	L, 1-2	Texas-Pan American	San Antonio, Texas
3/31	W, 8-6	St. Edwards	San Antonio, Texas

4/1	W, 11-9	Trinity	San Antonio, Texas
4/4	W, 4-1	SMU	Fayetteville
4/4	W, 8-7	SMU	Fayetteville
4/8	W, 8-5	William Jewell	Fayetteville
4/8	L, 2-8	William Jewell	Fayetteville
4/15	L, 1-8	Memphis	Memphis, Tenn.
4/15	W, 4-0	Memphis	Memphis, Tenn.
4/17	W, 12-9	Delta State	Cleveland, Miss.
	W, 8-1	Pittsburg State	Fayetteville
	W, 6-2	Pittsburg State	Fayetteville
4/22	L, 5-6	SMS	Springfield, Mo.
4/22	L, 3-4	SMS	Springfield, Mo.
4/29	W, 2-1	Oklahoma Baptist	Fayetteville
4/29	W, 6-0	Oklahoma Baptist	Fayetteville
5/8	L, 2-13	Kansas State	Manhattan, Kan.
5/8	L, 2-3	Kansas State	Manhattan, Kan.
5/9	L, 3-6	Wichita State	Wichita, Kan.
	W, 8-5	Emporia State	Emporia, Kan.
	L, 4-5	Emporia State	Emporia, Kan.

1968 (13-11) Wayne Robbins

Date	Result	Opponent	Location
3/23	L, 0-4	East Texas Baptist	Marshall, Texas
3/23	L, 1-2	East Texas Baptist	Marshall, Texas
3/25	W, 3-2	St. Mary's (Texas)	San Antonio
3/26	L, 0-1	Air Force	San Antonio
3/27	L, 4-8	Missouri	San Antonio
3/28	L, 2-7	Texas-Pan Am.	Edinburg, Texas
3/29	L, 5-10	Texas-Pan Am.	Edinburg, Texas
3/30	L, 7-19	Trinity	San Antonio, Texas
4/5	L, 12-13	Morningside	Fayetteville
4/6	W, 29-4	Morningside	Fayetteville
	W, 4-3	Yankton	Fayetteville
	W, 7-2	Yankton	Fayetteville
4/9	W, 12-3	Oklahoma City	Fayetteville
	W, 4-3	Yankton	Fayetteville
4/12	L, 11-19	Mississippi State	Starkville, Miss.
4/15	L, 4-7	Memphis	Fayetteville
4/15	W, 13-7	Memphis	Fayetteville
4/22	L, 0-12	Oklahoma Baptist	Fayetteville
4/22	W, 4-3	Oklahoma Baptist	Fayetteville
4/27	W, 8-4	Pittsburg State	Pittsburg, Kan.
4/27	W, 3-0	Pittsburg State	Pittsburg, Kan.
	W, 12-9	SMS	Springfield, Mo.
	W, 3-1	Evangel	Fayetteville
	W, 2-1	Evangel	Fayetteville

1969 (18-10) Wayne Robbins

Date	Result	Opponent	Location
3/22	W, 13-3	Mississippi College	Clinton, Miss.
3/24	L, 0-1	Mississippi College	Clinton, Miss.
3/25	L, 2-7	Belhaven	Jackson, Miss.
3/26	W, 4-2	Belhaven	Jackson, Miss.
3/27	W, 4-2	Belhaven	Jackson, Miss.
	L, 0-1	William Carey	Hattiesburg, Miss.
4/1	W, 16-4	Buena Vista	Fayetteville
4/1	W, 14-1	Buena Vista	Fayetteville
4/5	L, 5-12	Upper Iowa	Fayetteville
4/5	W, 7-4	Upper Iowa	Fayetteville
4/5	W, 4-1	Upper Iowa	Fayetteville
4/8	W, 5-2	Yankton	Fayetteville
4/8	W, 6-1	Yankton	Fayetteville
4/12	L, 0-6	Memphis	Memphis, Tenn.
4/12	W, 10-3	Memphis	Memphis, Tenn.
4/18	W, 5-2	Okla. Baptist	Shawnee, Okla.
4/19	W, 2-0	Oklahoma City	Oklahoma City
4/21	L, 13-14	TCU	Fort Worth, Texas
4/22	L, 3-8	SMU	Dallas, Texas
4/26	W, 10-6	Kansas State	Fayetteville
4/26	L, 4-6	Kansas State	Fayetteville
4/30	W, 12-1	William Jewell	Fayetteville
4/30	L, 0-4	William Jewell	Fayetteville
5/3	W, 3-0	Evangel	Springfield, Mo.
5/3	W, 18-0	Evangel	Springfield, Mo.
5/6	W, 3-2	SMS	Fayetteville
5/6	L, 0-2	SMS	Fayetteville

1970 (19-13) Norm DeBriyn

Date	Result	Opponent	Location
	W, 8-1	St. Mary's (Tx)	San Antonio
3/23	L, 6-8	Texas-Pan Am.	Edinburg, Texas
	L, 7-8	St. Edwards	Austin, Texas
	W, 10-5	NE Missouri St	San Antonio
3/25	L, 5-11	Texas Lutheran	Seguin, Texas
3/26	L, 0-1	St. Mary's (Texas)	San Antonio
3/28	L, 1-10	Minnesota	San Antonio, Texas
3/28	W, 8-7	Minnesota	San Antonio, Texas
3/28	W, 4-3	Texas-Pan Am.	Edinburg, Texas
4/4	W, 5-0	Nebraska-Kearney	Fayetteville
4/4	L, 0-4	Nebraska-Kearney	Fayetteville
4/8	W, 7-2	William Jewell	Fayetteville
4/8	L, 2-3	William Jewell	Fayetteville
4/11	L, 7-8	Tulsa	Tulsa, Okla.
4/13	W, 9-6	Oklahoma Baptist	Fayetteville
4/13	L, 4-9	Oklahoma Baptist	Fayetteville
4/15	W, 5-3	Oklahoma State	Fayetteville
4/15	W, 3-1	Oklahoma State	Fayetteville



Norm DeBriyn built the Hogs into a national power during his 33 years at the helm, winning a school-record 1,161 games.

4/18	W, 6-4	SMS	Springfield, Mo.
4/21	W, 9-4	Oklahoma City	Fayetteville
4/21	W, 9-3	Oklahoma City	Fayetteville
4/29	W, 7-0	Oral Roberts	Fayetteville
4/29	W, 8-0	Oral Roberts	Fayetteville
5/2	W, 7-6	Memphis	Memphis, Tenn.
5/2	W, 7-3	Memphis	Memphis, Tenn.
5/4	L, 0-6	Mississippi State	Starkville, Miss.
5/4	L, 0-1	Mississippi State	Starkville, Miss.
5/8	L, 6-9	Vanderbilt	Covington, Tenn.
5/11	L, 1-2	Oklahoma	Fayetteville
5/11	W, 5-2	Oklahoma	Fayetteville
5/12	W, 10-0	Evangel	Springfield, Mo.
5/12	W, 6-0	Evangel	Springfield, Mo.

1971 (23-18) Norm DeBriyn

Date	Result	Opponent	Location
3/3	L, 3-4	Tulsa	Tulsa, Okla.
3/3	L, 2-18	Tulsa	Tulsa, Okla.
3/17	W, 6-2	Drake	Fayetteville
3/17	L, 6-7	Drake	Fayetteville
3/20	W, 13-3	Okla. Baptist	Shawnee, Okla.
3/20	L, 2-4	Okla. Baptist	Shawnee, Okla.
	W, 8-7	St. Cloud State	Fayetteville
3/25	W, 5-1	Buena Vista	Fayetteville
3/25	W, 5-2	Buena Vista	Fayetteville
3/29	W, 3-2	Trinity	San Antonio, Texas
3/29	L, 2-4	St. Mary's (Texas)	San Antonio, Texas
3/31	W, 6-1	Texas Lutheran	Seguin, Texas
4/1	L, 0-10	Texas-Pan Am.	Edinburg, Texas
4/1	L, 0-5	Texas-Pan Am.	Edinburg, Texas
4/2	L, 2-5	Rice	Edinburg, Texas
4/3	L, 3-4	Rice	Edinburg, Texas
4/6	W, 4-3	Abeline Christian	Fayetteville
4/6	W, 11-1	Abeline Christian	Fayetteville
	W, 8-1	Carthage	Fayetteville
	T, 2-2	Carthage	Fayetteville
4/13	W, 6-2	SMS	Fayetteville
4/13	L, 2-3	SMS	Fayetteville
4/17	W, 6-0	Pittsburg State	Fayetteville
4/17	W, 11-1	Pittsburg State	Fayetteville
4/19	W, 11-0	Oklahoma City	Oklahoma City
4/19	W, 13-1	Oklahoma City	Oklahoma City
4/21	L, 4-6	Oklahoma St.	Stillwater, Okla.
4/21	L, 4-7	Oklahoma St.	Stillwater, Okla.
4/24	W, 6-5	Memphis	Fayetteville
4/24	W, 4-3	Memphis	Fayetteville
4/27	W, 6-1	Oral Roberts	Tulsa, Okla.
4/27	L, 4-6	Oral Roberts	Tulsa, Okla.
5/4	W, 12-11	Oral Roberts	Fayetteville
5/4	L, 2-5	Oral Roberts	Fayetteville
5/5	W, 12-1	Evangel	Springfield, Mo.
5/5	W, 13-0	Evangel	Springfield, Mo.
5/7	L, 4-6	Creighton	Omaha, Neb.
5/7	W, 2-0	Creighton	Omaha, Neb.
5/8	L, 2-3	Creighton	Omaha, Neb.
5/8	L, 1-2	Creighton	Omaha, Neb.
5/15	W, 5-2	Union	Fayetteville
5/15	L, 2-6	Union	Fayetteville



|| ALL-TIME RESULTS

3/30	L, 2-3	Tulsa	Tulsa, Okla.
3/31	W, 1-0	Buena Vista	Tulsa, Okla.
4/1	L, 0-3	Tulsa	Tulsa, Okla.
4/1	L, 3-4	West Texas State	Tulsa, Okla.
4/2	L, 3-5	Tulsa	Tulsa, Okla.
4/6	L, 2-6	Southwestern St.	Fayetteville
4/7	W, 8-5	Missouri Western	Fayetteville
4/7	W, 4-3	Missouri Western	Fayetteville
4/11	W, 5-0	Pittsburg State	Fayetteville
4/11	W, 9-0	Pittsburg State	Fayetteville
4/18	L, 2-7	SMS	Springfield, Mo.
4/18	W, 8-7	SMS	Springfield, Mo.
4/22	L, 2-4	Union	Jackson, Tenn.
4/22	L, 2-6	Union	Jackson, Tenn.
5/2	L, 2-3	Oklahoma	Norman, Okla.
5/2	L, 3-4	Oklahoma	Norman, Okla.

1973 (23-7) Norm DeBriyn

Date	Result	Opponent	Location
	W, 3-1	SMU	Dallas, Texas
	W, 4-3	SMU	Dallas, Texas
3/14	W, 9-7	Kansas State	Fayetteville
3/14	W, 8-2	Kansas State	Fayetteville
3/17	W, 6-5	Notre Dame	Las Cruces, N.M.
3/17	W, 8-4	New Mexico St.	Las Cruces, N.M.
3/18	L, 0-10	Tulsa	Tulsa, Okla.
3/19	T, 17-17	St. Cloud State	Fayetteville
3/22	W, 11-10	Drake	Fayetteville
3/22	W, 3-2	Drake	Fayetteville
3/27	W, 6-0	St. Olaf	Fayetteville
	W, 4-1	Oklahoma City	Oklahoma City, Okla.
	W, 10-0	Oklahoma City	Oklahoma City, Okla.
	W, 7-5	SMS	Fayetteville
	W, 13-4	SMS	Fayetteville
4/14	W, 1-0	Memphis	Fayetteville
4/14	L, 0-3	Memphis	Fayetteville
	W, 5-4	Evangel	Fayetteville
	W, 11-0	Evangel	Fayetteville
	W, 5-4	Oral Roberts	Tulsa, Okla.
	L, 0-2	Oral Roberts	Tulsa, Okla.
4/21	W, 8-2	Oklahoma City	Fayetteville
4/21	W, 3-2	Oklahoma City	Fayetteville
4/24	W, 2-0	Tulsa	Fayetteville
4/24	L, 2-7	Tulsa	Fayetteville
4/27	W, 5-1	Creighton	Omaha, Neb.
4/27	W, 11-2	Creighton	Omaha, Neb.
4/28	W, 3-1	Creighton	Omaha, Neb.
4/28	L, 2-6	Creighton	Omaha, Neb.
5/27	L, 0-6	Trinity+	Arlington, Texas
5/28	L, 2-4	Texas-Pan Am+	Arlington, Texas

+ - NCAA District VI Tournament

1974 (22-21; 9-15 7th SWC) Norm DeBriyn

Date	Result	Opponent	Location
3/2	W, 8-4	Northeastern (Okla.) St.	Fayetteville
3/2	W, 4-1	Northeastern (Okla.) St.	Fayetteville
3/5	W, 4-0	Missouri Western	Fayetteville
3/5	W, 5-2	Missouri Western	Fayetteville
3/6	L, 1-12	Creighton	Fayetteville
3/6	W, 12-4	Creighton	Fayetteville
3/8	L, 6-7	Baylor*	Waco, Texas
3/9	L, 2-7	Baylor*	Waco, Texas
3/9	L, 0-9	Baylor*	Waco, Texas
3/12	L, 1-2	Kansas State	Fayetteville
3/12	L, 1-2	Kansas State	Fayetteville
3/15	W, 4-2	SMU*	Fayetteville
3/16	W, 11-3	SMU*	Fayetteville
3/16	W, 6-2	SMU*	Fayetteville
3/18	W, 4-2	Mankato State	Fayetteville
3/18	L, 3-9	Mankato State	Fayetteville
3/22	L, 2-5	Texas A&M*	College Station
3/23	L, 1-15	Texas A&M*	College Station
3/23	L, 0-15	Texas A&M*	College Station
3/25	W, 5-4	Lamar	Fayetteville
3/27	W, 1-0	Oral Roberts	Tulsa, Okla.
3/27	L, 0-1	Oral Roberts	Tulsa, Okla.
3/29	L, 4-19	Texas*	Fayetteville
3/30	L, 2-3	Texas*	Fayetteville
3/30	W, 8-5	Texas*	Fayetteville
4/2	L, 4-5	Oklahoma City	Oklahoma City
4/2	W, 9-0	Oklahoma City	Oklahoma City
4/6	L, 5-6	Rice*	Fayetteville
4/6	W, 6-3	Rice*	Fayetteville
4/6	W, 9-7	Rice*	Fayetteville
4/9	W, 9-5	SMS	Springfield, Mo.
4/9	W, 10-8	SMS	Springfield, Mo.
4/12	L, 2-8	TCU*	Fort Worth, Texas
4/13	L, 5-6	TCU*	Fort Worth, Texas
4/13	L, 3-5	TCU*	Fort Worth, Texas
4/15	W, 6-4	Evangel	Springfield, Mo.
4/15	W, 5-3	Evangel	Springfield, Mo.
4/19	W, 9-3	Texas Tech*	Fayetteville
4/20	W, 15-6	Texas Tech*	Fayetteville
4/20	W, 7-6	Texas Tech*	Fayetteville
4/27	L, 0-8	Houston*	Houston, Texas
4/27	L, 5-6	Houston*	Houston, Texas
4/27	L, 3-8	Houston*	Houston, Texas

* - SWC Game

1975 (20-22; 8-14 7th SWC) Norm DeBriyn

Date	Result	Opponent	Location
3/1	L, 0-3	Kansas State	Fayetteville
3/1	W, 4-1	Kansas State	Fayetteville
3/2	L, 4-5	Kansas State	Fayetteville
3/2	W, 11-1	Kansas State	Fayetteville
3/4	W, 7-6	Northeastern St.	Fayetteville
3/4	W, 8-6	Northeastern St.	Fayetteville
3/7	L, 2-11	Baylor*	Fayetteville
3/8	W, 5-4	Baylor*	Fayetteville
3/8	W, 7-4	Baylor*	Fayetteville
	W, 4-1	SMU*	Dallas, Texas
3/17	W, 3-2	Baker	Fayetteville
3/17	L, 0-2	Baker	Fayetteville
3/21	W, 4-1	Texas A&M*	Fayetteville
3/22	L, 2-3	Texas A&M*	Fayetteville
3/22	L, 0-5	Texas A&M*	Fayetteville
3/24	W, 15-6	Nebraska	Fayetteville
3/24	W, 10-4	Nebraska	Fayetteville
3/25	L, 4-5	Nebraska	Fayetteville
3/25	W, 4-2	Nebraska	Fayetteville
3/29	L, 1-6	Texas*	Austin, Texas
3/29	L, 1-5	Texas*	Austin, Texas
3/29	L, 2-3	Texas*	Austin, Texas
3/3	W, 9-2	Northeastern St.	Fayetteville
3/3	W, 4-0	Northeastern St.	Fayetteville
4/4	W, 5-0	Rice*	Houston, Texas
4/5	L, 1-5	Rice*	Houston, Texas
4/5	L, 0-9	Rice*	Houston, Texas
4/8	L, 7-8	Southwestern St.	Fayetteville
4/8	L, 4-7	Southwestern St.	Fayetteville
4/11	L, 8-9	TCU*	Fort Worth, Texas
4/12	L, 1-13	TCU*	Fort Worth, Texas
4/12	L, 2-4	TCU*	Fort Worth, Texas
4/15	W, 5-1	Oral Roberts	Fayetteville
4/15	W, 4-2	Oral Roberts	Fayetteville
4/18	W, 6-4	Texas Tech*	Lubbock, Texas
4/19	L, 5-14	Texas Tech*	Lubbock, Texas
4/19	L, 11-13	Texas Tech*	Lubbock, Texas
4/21	L, 0-6	American Christian	Fayetteville
4/21	L, 1-2	American Christian	Fayetteville
4/25	W, 5-1	Houston*	Houston, Texas
4/26	W, 3-0	Houston*	Houston, Texas
4/26	L, 3-10	Houston*	Houston, Texas

* - SWC Game

1976 (31-15-1; 12-12 5th SWC) Norm DeBriyn

Date	Result	Opponent	Location
2/28	W, 2-0	Northeastern (Okla.) St.	Fayetteville
2/28	W, 7-6	Northeastern (Okla.) St.	Fayetteville
3/5	L, 4-9	Houston*	Houston, Texas
3/6	L, 0-1	Houston*	Houston, Texas
3/6	L, 2-3	Houston*	Houston, Texas
3/10	W, 11-0	Baker	Fayetteville
3/11	W, 9-7	Baker	Fayetteville
3/12	W, 7-0	Missouri Southern	Fayetteville
3/12	T, 0-0 (12)	Missouri Southern	Fayetteville
3/13	W, 9-1	Southwest Baptist	Fayetteville
3/13	W, 6-1	Southwest Baptist	Fayetteville
3/14	W, 6-4	William Jewell	Fayetteville
3/15	W, 1-0	Tulsa	Fayetteville
3/15	W, 1-0	Tulsa	Fayetteville
3/19	W, 5-4	Texas Tech*	Fayetteville
3/20	W, 4-3	Texas Tech*	Fayetteville
3/20	W, 10-2	Texas Tech*	Fayetteville
3/22	W, 6-5	Luther	Fayetteville
3/22	W, 13-3	Luther	Fayetteville
3/23	W, 2-0	Mankato State	Fayetteville
3/23	W, 2-0	Mankato State	Fayetteville
3/26	W, 17-2	SMU*	Dallas, Texas
3/27	W, 10-1	SMU*	Dallas, Texas
3/27	W, 2-1	SMU*	Dallas, Texas
3/29	L, 2-5	Illinois-Edwardsville	Fayetteville
3/29	W, 7-3	Illinois-Edwardsville	Fayetteville
3/30	W, 6-5	Oral Roberts	Tulsa, Okla.
3/30	L, 3-6	Oral Roberts	Tulsa, Okla.
4/2	W, 7-5	TCU*	Fayetteville
4/3	L, 5-6	TCU*	Fayetteville
4/3	W, 7-6	TCU*	Fayetteville
4/6	W, 11-3	SMS	Fayetteville
4/6	W, 8-5	SMS	Fayetteville
4/9	L, 0-5	Baylor*	Waco, Texas
4/10	L, 0-2	Baylor*	Waco, Texas
4/10	L, 2-5	Baylor*	Waco, Texas
4/16	W, 4-1	Rice*	Fayetteville
4/17	W, 4-1	Rice*	Fayetteville
4/17	W, 1-0	Rice*	Fayetteville
4/23	L, 1-10	Texas*	Austin, Texas
4/24	L, 3-6	Texas*	Austin, Texas
4/24	W, 5-2	Texas*	Austin, Texas
4/27	W, 2-0	American Christian	Fayetteville
4/27	L, 0-1	American Christian	Fayetteville
4/30	L, 6-7	Texas A&M*	Fayetteville
5/1	L, 1-3	Texas A&M*	Fayetteville
5/1	L, 5-7	Texas A&M*	Fayetteville

* - SWC Game

S - Game called after 12 innings

1977 (33-18; 14-10 4th SWC) Norm DeBriyn

Date	Result	Opponent	Location
2/19	W, 11-2	Northeastern (Okla.) St.	Fayetteville
2/19	W, 5-0	Northeastern (Okla.) St.	Fayetteville
2/22	W, 7-0	Oral Roberts	Fayetteville
2/22	L, 0-2	Oral Roberts	Fayetteville
2/25	L, 0-6	Texas A&M*	College Station, Texas
2/26	L, 3-4	Texas A&M*	College Station, Texas
2/26	L, 0-4	Texas A&M*	College Station, Texas
3/1	W, 2-0	Southwestern St.	Fayetteville
3/2	W, 11-0	Northeastern St.	Fayetteville
3/4	W, 5-3	Houston*	Fayetteville
3/5	W, 2-0	Houston*	Fayetteville
3/5	L, 0-5	Houston*	Fayetteville
3/7	W, 6-0	Baker	Fayetteville
3/7	W, 11-1	Baker	Fayetteville
3/9	W, 6-0	Missouri Southern	Fayetteville
3/9	W, 7-6	Missouri Southern	Fayetteville
3/10	W, 5-1	William Jewell	Fayetteville
3/10	W, 2-0	William Jewell	Fayetteville
3/13	W, 8-0	Creighton	Fayetteville
3/14	W, 4-1	Iowa State	Fayetteville
3/14	W, 2-0	Iowa State	Fayetteville
3/15	L, 1-2	Tulsa	Tulsa, Okla.
3/15	L, 4-6	Tulsa	Tulsa, Okla.
3/18	W, 13-10	Texas Tech*	Lubbock, Texas
3/19	L, 4-7	Texas Tech*	Lubbock, Texas
3/19	W, 14-7	Texas Tech*	Lubbock, Texas
3/23	W, 4-3	Eastern Michigan	Fayetteville
3/23	W, 8-1	Eastern Michigan	Fayetteville
3/25	W, 1-0	SMU*	Fayetteville
3/26	W, 4-1	SMU*	Fayetteville
3/26	W, 3-1	SMU*	Fayetteville
4/1	L, 2-5	TCU*	Fort Worth, Texas
4/2	W, 3-0	TCU*	Fort Worth, Texas
4/2	W, 6-5	TCU*	Fort Worth, Texas
4/5	W, 4-3	SMS	Fayetteville
4/5	W, 6-3	SMS	Fayetteville
4/8	L, 3-5	Baylor*	Fayetteville
4/9	W, 5-2	Baylor*	Fayetteville
4/9	W, 6-1	Baylor*	Fayetteville
4/11	W, 5-2	Oklahoma	Norman, Okla.
4/11	L, 3-4	Oklahoma	Norman, Okla.
4/15	L, 3-8	Rice*	Houston, Texas
4/16	W, 7-1	Rice*	Houston, Texas
4/16	W, 9-4	Rice*	Houston, Texas
4/19	L, 3-6	Tulsa	Fayetteville
4/19	L, 1-6	Tulsa	Fayetteville
4/22	L, 1-5	Texas*	Fayetteville
4/23	L, 1-7	Texas*	Fayetteville
4/23	W, 1-0	Texas*	Fayetteville
5/13	L, 2-5	Texas A&M!	Austin, Texas
5/14	L, 1-8	Texas!	Austin, Texas

* - SWC Game

I - SWC Tournament

1978 (31-13; 18-6 2nd SWC) Norm DeBriyn

Date	Result	Opponent	Location
2/17	W, 5-3	Missouri Southern	Fayetteville
2/17	W, 6-0	Missouri Southern	Fayetteville
2/25	W, 9-4	Tulsa	Fayetteville
2/25	L, 0-10	Tulsa	Fayetteville
3/3	W, 5-4	Texas*	Austin, Texas
3/4	W, 2-1	Texas*	Austin, Texas
3/4	L, 3-18	Texas*	Austin, Texas
3/6	W, 7-6	Northwestern Mo. St.	Fayetteville
3/6	L, 2-4	Northwestern Mo. St.	Fayetteville
3/10	W, 6-0	Rice*	Fayetteville
3/11	W, 1-0	Rice*	Fayetteville
3/11	W, 6-0	Rice*	Fayetteville
3/17	L, 11-12	Baylor*	Waco, Texas
3/18	W, 7-6	Baylor*	Waco, Texas
3/18	L, 8-9	Baylor*	Waco, Texas
3/20	W, 5-1	Luther	Fayetteville
3/20	W, 10-0	Luther	Fayetteville
3/21	W, 6-3	Missouri Western	Fayetteville
3/21	L, 8-9	Missouri Western	Fayetteville
3/24	W, 6-3	TCU*	Fayetteville
3/25	W, 4-3	TCU*	Fayetteville
3/25	W, 7-2	TCU*	Fayetteville
3/31	W, 5-2	SMU*	Dallas, Texas
4/1	W, 9-2	SMU*	Dallas, Texas

4/1	W, 6-4	SMU*	Dallas, Texas
4/5	L, 4-15	SMS	Springfield, Mo.
4/5	W, 3-2	SMS	Springfield, Mo.
4/7	W, 6-1	Texas Tech*	Fayetteville
4/8	W, 13-2	Texas Tech*	Fayetteville
4/8	W, 2-1	Texas Tech*	Fayetteville
4/13	W, 4-0	North Texas	Fayetteville
4/13	W, 12-0	North Texas	Fayetteville
4/14	W, 9-0	North Texas	Fayetteville
4/14	W, 6-0	North Texas	Fayetteville
4/21	W, 6-5	Houston*	Houston, Texas
4/22	W, 5-1	Houston*	Houston, Texas
4/22	L, 4-14	Houston*	Houston, Texas
4/25	W, 8-6	Tulsa	Tulsa, Okla.
4/28	L, 1-6	Texas A&M*	Fayetteville
4/29	L, 0-5	Texas A&M*	Fayetteville
4/29	W, 6-5	Texas A&M*	Fayetteville
5/3	L, 2-3	Tulsa	Tulsa, Okla.
5/12	L, 0-1	Baylor!	Austin, Texas
5/13	L, 0-5	Texas A&M!	Austin, Texas

* - SWC Game

I - SWC Tournament

1979 (49-15; 19-5 2nd SWC) Norm DeBriyn

Date	Result	Opponent	Location
2/23	W, 7-1	William Jewell	Fayetteville
2/23	W, 13-2	William Jewell	Fayetteville
2/27	W, 5-0	Missouri Southern	Fayetteville
2/27	W, 3-2	Missouri Southern	Fayetteville</

6/1	W, 5-4	Pepperdine#	Omaha, Neb.
6/3	W, 10-3	Arizona#	Omaha, Neb.
6/5	W, 9-4	Texas#	Omaha, Neb.
6/6	L, 10-13	Cal St. Fullerton#	Omaha, Neb.
6/8	L, 1-2	Cal St. Fullerton#	Omaha, Neb.

* - SWC Game

I - SWC Tournament

+- NCAA East Regional

- College World Series


1980 (44-22; 15-8 3rd SWC) Norm DeBriyn

Date	Result	Opponent	Location
2/15	W, 9-3	Texas-Pan Am	Edinburg, Texas
2/15	L, 0-2	Texas-Pan Am	Edinburg, Texas
2/16	L, 1-3	Texas-Pan Am	Edinburg, Texas
2/16	L, 0-5	Texas-Pan Am	Edinburg, Texas
2/17	W, 4-2	Texas-Pan Am	Edinburg, Texas
2/17	L, 2-3	Texas-Pan Am	Edinburg, Texas
2/22	W, 15-0	Missouri Southern	Fayetteville
2/22	W, 7-0	Missouri Southern	Fayetteville
2/23	W, 10-0	Tulsa	Fayetteville
2/23	W, 12-0	Tulsa	Fayetteville
2/29	W, 2-0	SMU*	Dallas, Texas
3/1	L, 1-2	SMU*	Dallas, Texas
3/1	L, 1-9	SMU*	Dallas, Texas
3/7	W, 2-1	Texas Tech*	Fayetteville
3/8	L, 3-5	Texas Tech*	Fayetteville
3/8	W, 9-2	Texas Tech*	Fayetteville
3/9	W, 6-5	Southern Illinois	Fayetteville
3/9	L, 4-8	Southern Illinois	Fayetteville
3/10	W, 11-6	Northwestern Mo. St.	Fayetteville
3/10	W, 7-1	Northwestern Mo. St.	Fayetteville
3/11	L, 3-7	Oral Roberts	Fayetteville
3/11	L, 0-5	Oral Roberts	Fayetteville
3/12	W, 10-3	Southwest Baptist	Fayetteville
3/12	W, 11-1	Southwest Baptist	Fayetteville
3/13	W, 16-2	Baker	Fayetteville
3/13	W, 9-4	Baker	Fayetteville
3/14	W, 8-4	Kansas State	Fayetteville
3/14	W, 8-3	Kansas State	Fayetteville
3/15	W, 9-0	Wisconsin	Fayetteville
3/15	W, 3-0	Wisconsin	Fayetteville
3/16	W, 9-0	Wisconsin	Fayetteville
3/16	W, 9-0	Wisconsin	Fayetteville
3/21	W, 13-6	Houston*	Houston, Texas
3/22	W, 4-2	Houston*	Houston, Texas
3/22	L, 6-11	Houston*	Houston, Texas
3/28	W, 4-2	Texas A&M*	Fayetteville
3/28	L, 5-8	Texas A&M*	Fayetteville
4/1	W, 2-1	Centenary	Fayetteville
4/1	W, 7-5	Centenary	Fayetteville
4/4	W, 2-1	Texas*	Austin, Texas
4/5	L, 3-15	Texas*	Austin, Texas
4/5	W, 8-6	Texas*	Austin, Texas
4/11	W, 14-6	Rice*	Fayetteville
4/12	W, 5-2	Rice*	Fayetteville
4/12	L, 8-9	Rice*	Fayetteville
4/15	W, 8-3	Tulsa	Tulsa, Okla.
4/15	W, 17-6	Tulsa	Tulsa, Okla.
4/18	L, 1-2	Baylor*	Waco, Texas
4/19	W, 3-2	Baylor*	Waco, Texas
4/19	W, 7-6	Baylor*	Waco, Texas
4/23	L, 6-7 (II)	Mississippi St.	Greenville, Miss.
4/25	W, 5-1	TCU*	Fayetteville
4/26	W, 3-2	TCU*	Fayetteville
4/26	W, 18-17	TCU*	Fayetteville
4/29	W, 7-6	Oklahoma State	Tulsa, Okla.
5/3	W, 4-2	Oral Roberts	Tulsa, Okla.
5/4	L, 2-6	Wichita State	Wichita, Kan.
5/4	L, 0-14	Wichita State	Wichita, Kan.
5/7	W, 19-10	Texas A&M!	College Station, Texas
5/8	L, 4-6	Texas!	College Station, Texas
5/9	W, 6-5	Texas Tech!	College Station, Texas
5/9	W, 8-7	Texas!	College Station, Texas
5/10	L, 4-9	Texas!	College Station, Texas
5/22	W, 3-2	Oral Roberts+	Tulsa, Okla.
5/23	L, 0-6	Missouri+	Tulsa, Okla.
5/24	L, 1-7	California+	Tulsa, Okla.

* - SWC Game

I - SWC Tournament

+- NCAA Midwest Regional



Kevin McReynolds was the Southwest Conference's first triple crown winner in 1980.

1981 (31-21; 12-9 2nd SWC) Norm DeBriyn

Date	Result	Opponent	Location
2/21	L, 4-5 (II)	Oklahoma State	Fayetteville
2/24	W, 8-2	Missouri Southern	Fayetteville
2/24	W, 7-4	Missouri Southern	Fayetteville
2/28	W, 25-5	Western Michigan	Lakeland, Fla.
3/1	W, 17-10	Eastern Michigan	Lakeland, Fla.
3/2	W, 7-5	Missouri	Lakeland, Fla.
3/3	L, 5-7	Eastern Michigan	Lakeland, Fla.
3/3	L, 6-8	Missouri	Lakeland, Fla.
3/4	L, 3-5	Florida Southern	Lakeland, Fla.
3/5	W, 13-3	Florida Southern	Lakeland, Fla.
3/6	W, 6-2	Eastern Michigan	Lakeland, Fla.
3/6	W, 9-8	Eastern Michigan	Lakeland, Fla.
3/7	W, 15-11	Western Michigan	Lakeland, Fla.
3/10	L, 3-6	Oral Roberts	Fayetteville
3/10	L, 6-11	Oral Roberts	Fayetteville
3/13	W, 4-1	TCU*	Fort Worth, Texas
3/14	L, 5-6	TCU*	Fort Worth, Texas
3/14	L, 5-6	TCU*	Fort Worth, Texas
3/16	W, 15-2	Missouri Western	Fayetteville
3/16	W, 10-0	Missouri Western	Fayetteville
3/17	W, 20-9	Southwest Baptist	Fayetteville
3/17	W, 8-3	Southwest Baptist	Fayetteville
3/20	W, 11-3	Baylor*	Fayetteville
3/21	W, 3-1	Baylor*	Fayetteville
3/21	W, 12-0	Baylor*	Fayetteville
3/27	W, 4-2	Rice*	Houston, Texas
3/28	L, 3-5	Rice*	Houston, Texas
3/28	L, 3-4	Rice*	Houston, Texas
4/3	W, 7-0	Texas*	Fayetteville
4/4	L, 4-5	Texas*	Fayetteville
4/4	L, 6-8	Texas*	Fayetteville
4/10	W, 4-0	Texas A&M*	College Station, Texas
4/11	L, 2-9	Texas A&M*	College Station, Texas
4/11	W, 19-6	Texas A&M*	College Station, Texas
4/17	L, 3-5	Houston*	Fayetteville
4/18	W, 15-4	Houston*	Fayetteville
4/18	W, 2-1	Houston*	Fayetteville
4/24	W, 13-4	Texas Tech*	Lubbock, Texas
4/25	W, 8-5	Texas Tech*	Lubbock, Texas
4/25	L, 5-7	Texas Tech*	Lubbock, Texas
4/27	W, 6-4	SMS	Fayetteville
4/27	L, 3-4	SMS	Fayetteville
4/29	L, 6-11	Mississippi St.	Greenville, Miss.
5/1	W, 8-6	Oral Roberts	Tulsa, Okla.
5/2	L, 1-5	Oral Roberts	Tulsa, Okla.
5/2	L, 2-8	Oral Roberts	Tulsa, Okla.
5/15	L, 2-7	Houston!	Austin, Texas
5/16	W, 5-4	Rice!	Austin, Texas
5/17	W, 9-3	Houston!	Austin, Texas
5/18	L, 1-11	Texas!	Austin, Texas

* - SWC Game

I - SWC Tournament

1982 (40-15-2; 13-8 3rd SWC) Norm DeBriyn

Date	Result	Opponent	Location
2/20	W, 7-2	Missouri Southern	Fayetteville
2/20	W, 14-2	Missouri Southern	Fayetteville
2/26	W, 5-0	Northeastern (Okla.) St.	Fayetteville
2/26	W, 7-1	Northeastern (Okla.) St.	Fayetteville
3/2	L, 0-3	Southern Illinois	Fayetteville
3/2	W, 2-1	Southern Illinois	Fayetteville
3/7	W, 3-1	Northwest Missouri St.	Fayetteville
3/7	W, 4-1	Northwest Missouri St.	Fayetteville
3/8	W, 3-0	Northwest Missouri St.	Fayetteville
3/8	T, 7-7	Northwest Missouri St.	Fayetteville
3/9	W, 12-4	South Dakota	Fayetteville
3/9	W, 10-0	South Dakota	Fayetteville
3/13	W, 3-1	TCU*	Fayetteville
3/13	W, 2-1	TCU*	Fayetteville
3/13	W, 8-4	TCU*	Fayetteville
3/14	W, 11-1	Missouri Western	Fayetteville
3/15	W, 11-0	Missouri Western	Fayetteville
3/15	W, 7-0	Missouri Western	Fayetteville
3/16	W, 5-1	Evangel	Fayetteville
3/16	W, 4-1	Evangel	Fayetteville
3/17	W, 10-2	North Dakota State	Fayetteville
3/17	W, 10-1	North Dakota State	Fayetteville
3/19	W, 8-2	Baylor*	Waco, Texas
3/20	W, 8-7	Baylor*	Waco, Texas
3/20	L, 4-5 (IO)	Baylor*	Waco, Texas
3/21	W, 5-3	Indiana	Fayetteville
3/26	T, 4-4 (II)	Rice*	Fayetteville
3/27	W, 2-1	Rice*	Fayetteville
3/27	W, 17-2	Rice*	Fayetteville
3/28	W, 6-1	Rice*	Fayetteville
4/2	W, 8-1	Texas*	Austin, Texas
4/3	L, 5-11	Texas*	Austin, Texas
4/3	L, 2-5	Texas*	Austin, Texas
4/9	W, 6-5	Texas A&M*	Fayetteville
4/10	L, 2-5	Texas A&M*	Fayetteville
4/10	W, 16-9	Texas A&M*	Fayetteville
4/11	W, 7-2	Ole Miss	Fayetteville
4/16	L, 3-7	Houston*	Houston, Texas
4/17	L, 0-2	Houston*	Houston, Texas
4/17	W, 1-0 (IO)	Houston*	Houston, Texas
4/20	W, 9-8	SMS	Fayetteville

4/20	W, 6-2	SMS	Fayetteville
4/23	W, 7-6	Texas Tech*	Fayetteville
4/24	L, 3-4	Texas Tech*	Fayetteville
4/24	L, 8-11	Texas Tech*	Fayetteville
4/28	L, 7-8	Mississippi St.	Greenville, Miss.
4/30	W, 4-2	Dallas Baptist	Fayetteville
4/30	W, 6-1	Dallas Baptist	Fayetteville
5/1	L, 1-3	Dallas Baptist	Fayetteville
5/1	W, 7-2	Dallas Baptist	Fayetteville
5/8	W, 10-3	Oral Roberts	Fayetteville
5/8	L, 1-9	Oral Roberts	Fayetteville
5/9	L, 4-9	Oral Roberts	Tulsa, Okla.
5/9	W, 10-4	Oral Roberts	Tulsa, Okla.
5/14	W, 9-6	Houston!	College Station, Texas
5/15	L, 0-8	Texas!	College Station, Texas
5/16	L, 8-9	Houston!	College Station, Texas

* - SWC Game

I - SWC Tournament

1983 (44-21; 13-8 2nd SWC) Norm DeBriyn

Date	Result	Opponent	Location
2/18	W, 8-7	Texas Wesleyan	Fayetteville
2/19	L, 0-2	Texas Wesleyan	Fayetteville
2/19	W, 11-5	Texas Wesleyan	Fayetteville
2/22	W, 19-3	Northeastern (Okla.) St.	Fayetteville
2/25	W, 11-3	Missouri Southern	Fayetteville
2/25	W, 8-6	Missouri Southern	Fayetteville
2/26	W, 10-1	Southwest Baptist	Fayetteville
2/26	W, 8-2	Southwest Baptist	Fayetteville
3/1	L, 3-7	Southern Illinois	Fayetteville
3/1	W, 6-2	Southern Illinois	Fayetteville
3/5	L, 4-11	Oklahoma	Norman, Okla.
3/5	W, 14-3	Oklahoma	Norman, Okla.
3/6	W, 13-4	Oklahoma City	Oklahoma City, Okla.
3/6	W, 7-2	Oklahoma	Norman, Okla.
3/11	W, 8-5	Baylor*	Fayetteville
3/12	W, 5-3	Baylor*	Fayetteville
3/12	L, 2-3	Baylor*	Fayetteville
3/13	W, 12-1	Kansas State	Fayetteville
3/14	W, 9-4	Missouri Western	Fayetteville
3/14	W, 13-2	Missouri Western	Fayetteville
3/15	W, 7-5	Central Mo. State	Fayetteville
3/15	W, 5-0	Central Mo. State	Fayetteville
3/16	W, 12-3	Central Mo. State	Fayetteville
3/16	W, 8-1	Central Mo. State	Fayetteville
3/17	W, 5-0	Notre Dame	Fayetteville
3/19	L, 1-6	Rice*	Houston, Texas
3/19	L, 2-3 (I2)	Rice*	Houston, Texas
3/20	W, 7-4 (IO)	Rice*	Houston, Texas
3/27	L, 4-9	Texas*	Little Rock, Ark.
3/27	L, 1-6	Texas*	Little Rock, Ark.
3/27	L, 9-11	Texas*	Little Rock, Ark.
4/1	W, 10-8	Texas A&M*	College Station, Texas
4/2	W, 3-0	Texas A&M*	College Station, Texas
4/2	W, 10-9	Texas A&M*	College Station, Texas
4/3	W, 8-5	Minnesota	Fayetteville
4/10	W, 1-0	Houston*	Fayetteville
4/10	L, 8-12	Houston*	Fayetteville
4/11	W, 9-1	Houston*	Fayetteville
4/16	W, 7-1	Texas Tech*	Lubbock, Texas
4/16	W, 8-7	Texas Tech*	Lubbock, Texas
4/17	L, 9-10	Texas Tech*	Lubbock, Texas
4/19	W, 6-3	SMS	Springfield, Mo.
4/19	L, 2-3	SMS	Springfield, Mo.
4/23	W, 4-3	TCU*	Fort Worth, Texas
4/23	W, 10-5	TCU*	Fort Worth, Texas
4/24	W, 9-3	TCU*	Fort Worth, Texas
4/26	L, 2-9	Mississippi St.	Greenville, Miss.
4/27	W, 5-3	Mississippi State	Helena, Ark.
4/29	L, 9-19	Dallas Baptist	Fort Smith, Ark.
4/30	W, 8-4	Dallas Baptist	Fayetteville
4/30	W, 8-7	Dallas Baptist	Fayetteville
5/6	W, 6-3	Oral Roberts	Fayetteville
5/6	W, 11-3	Oral Roberts	Fayetteville
5/7	L, 3-8	Oral Roberts	Tulsa, Okla.
5/7	W, 4-1	Oral Roberts	Tulsa, Okla.
5/13	W, 4-3	Houston!	Austin, Texas
5/14	L, 2-9	Texas!	Austin, Texas
5/15	W, 9-7	Houston!	Austin, Texas
5/15	W, 5-4	Texas!	Austin, Texas
5/16	L, 0-14	Texas!	Austin, Texas
5/20	L, 3-5	Coastal Carolina	Fayetteville
5/21	L, 7-13	Coastal Carolina	Fayetteville
5/21	W, 6-4	Coastal Carolina	Fayetteville
5/26	L, 6-7	Oral Roberts+	Stillwater, Okla.
5/27	L, 3-6	Wichita State+	Stillwater, Okla.

* - SWC Game


I - SWC Tournament

+- NCAA Midwest Regional

1984 (40-16; 12-9 4th SWC) Norm DeBriyn

Date	Result	Opponent	Location
2/17	W, 6-2	Texas Wesleyan	Fayetteville
2/18	W, 9-8	Texas Wesleyan	Fayetteville
2/18	W, 13-5	Texas Wesleyan	Fayetteville
2/25	W, 3-2	Eastern Michigan	Lakeland, Fla.
2/26	L, 10-15	Western Michigan	Lakeland, Fla.
2/27	L, 0-4	Missouri	Lakeland, Fla.
2/29	W, 8-1	Eastern Michigan	Lakeland, Fla.

3/1	W, 13-8	Western Michigan	Lakeland, Fla.
3/1	W, 5-1	Florida Southern	Lakeland, Fla.
3/2	W, 9-4	Western Michigan	Lakeland, Fla.
3/2	W, 4-1	Eastern Michigan	Lakeland, Fla.
3/10	W, 3-2	Indiana State	Fayetteville
3/10	W, 7-3	Indiana State	Fayetteville
3/11	W, 6-3	Indiana State	Fayetteville
3/13	W, 18-5	Illinois	Fayetteville
3/14	W, 6-5	Illinois	Fayetteville
3/16	W, 10-9	Baylor*	Waco, Texas
3/17	L, 7-8	Baylor*	Waco, Texas
3/17	W, 10-3	Baylor*	Waco, Texas
3/19	W, 8-2	Dallas Baptist	Fayetteville
3/20	L, 3-6	Dallas Baptist	Fayetteville
3/20	W, 3-0	Dallas Baptist	Fayetteville
3/21	W, 21-0	Southwest Baptist	Fayetteville
3/21	W, 33-4	Southwest Baptist	Fayetteville
3/22	W, 6-0	Eastern Illinois	Fayetteville
3/22	W, 16-2	Eastern Illinois	Fayetteville
3/23	W, 6-2	School of Ozarks	Fayetteville
3/25	W, 5-3	Rice*	Fayetteville
3/25	W, 6-3	Rice*	Fayetteville
3/26	L, 2-5	Rice*	Fayetteville
3/30	L, 2-7	Texas*	Austin, Texas
3/31	L, 5-7	Texas*	Austin, Texas
3/31	W, 13-4	Texas*	Austin, Texas
4/6	L, 10-10	Texas A&M*	Fayetteville
4/7	W, 1-0	Texas A&M*	Fayetteville
4/7	W, 4-0	Texas A&M*	Fayetteville
4/9	W, 12-1	Missouri Southern	Fayetteville
4/14	L, 5-6	Houston*	Houston, Texas
4/14	W, 17-4	Houston*	Houston, Texas
4/15	L, 3-4	Houston*	Houston, Texas
4/17	W, 9-5	SMS	Fayetteville
4/17	W, 5-1	SMS	Fayetteville
4/20	L, 6-8	Texas Tech*	Fayetteville
4/21	L, 8-9	Texas Tech*	Fayetteville
4/21	W, 9-7	Texas Tech*	Fayetteville
4/24	L, 8-9	Mississippi St.	Greenville, Miss.
4/25	W, 10-9 (10)	Mississippi St.	Little Rock, Ark.
4/28	W, 6-5	TCU*	Fayetteville
4/28	W, 8-5	TCU*	Fayetteville
4/29	W, 6-5 (10)	TCU*	Fayetteville
5/4	W, 13-1	Oral Roberts	Fayetteville
5/4	W, 12-9	Oral Roberts	Fayetteville
5/5	L, 8-4	Oral Roberts	Tulsa, Okla.
5/5	W, 3-1	Oral Roberts	Tulsa, Okla.
5/11	L, 1-8	Texas!	Austin, Texas
5/12	L, 1-8	Rice!	Austin, Texas



Jeff King was the heart of a dangerous Razorback lineup in the mid-1980s, finishing his career as the all-time leader in home runs, runs batted in, runs scored and total bases.

5/3	W, 10-4	Kansas	Fayetteville
5/4	W, 6-5	Kansas	Fayetteville
5/4	W, 6-2	Kansas	Fayetteville
5/6	W, 14-4	Oklahoma Christian	Fayetteville
5/9	W, 6-4	Oral Roberts	Fayetteville
5/10	W, 5-1	Oral Roberts	Fayetteville
5/11	W, 9-5	Oral Roberts	Tulsa, Okla.
5/15	W, 11-2	Louisiana-Lafayette	Fayetteville
5/17	W, 6-4	Baylor†	Fayetteville
5/18	W, 9-5	Texas†	Fayetteville
5/19	W, 10-6	Texas†	Fayetteville
5/23	W, 20-13	Eastern Kentucky+	Tallahassee, Fla.
5/24	W, 13-9	George Mason+	Tallahassee, Fla.
5/25	W, 7-6	Florida State+	Tallahassee, Fla.
5/26	W, 7-5	Georgia Tech+	Tallahassee, Fla.
5/31	W, 1-0	South Carolina#	Omaha, Neb.
6/3	L, 4-5	Mississippi State#	Omaha, Neb.
6/6	W, 10-4	Stanford#	Omaha, Neb.
6/8	L, 7-8	Texas#	Omaha, Neb.

* - SWC Game

† - SWC Tournament

++ - NCAA South II Regional

- College World Series

1986 (43-17; 15-6 3rd SWC) Norm DeBrynn

Date	Result	Opponent	Location
2/15	W, 10-0	North Texas	Fayetteville
2/15	W, 9-0	North Texas	Fayetteville
2/16	W, 26-1	North Texas	Fayetteville
2/20	L, 7-8	Kansas State	Fayetteville
2/22	L, 7-8	LSU	Baton Rouge, La.
2/23	W, 7-6	LSU	Baton Rouge, La.
2/24	L, 0-3	Tulane	New Orleans, La.
2/25	L, 3-5	Nicholls State	Thibodaux, La.
2/26	L, 3-5	La-Lafayette	Lafayette, La.
2/27	W, 12-2	Louisiana Tech	Ruston, La.
3/1	W, 6-2	Memphis	Little Rock, Ark.
3/8	W, 6-5 (10)	Wichita State	Fayetteville
3/9	L, 1-5	Indiana State	Fayetteville
3/9	W, 2-1	Indiana State	Fayetteville
3/10	W, 12-3	Indiana State	Fayetteville
3/11	W, 12-0	Missouri Western	Fayetteville
3/15	W, 6-0	Rice*	Fayetteville
3/15	W, 10-5	Rice*	Fayetteville
3/15	W, 15-7	Rice*	Fayetteville
3/16	W, 4-0	Iowa State	Fayetteville
3/17	W, 12-5	Western Illinois	Fayetteville
3/18	W, 7-2	Western Illinois	Fayetteville
3/19	W, 14-3	Wisconsin-Osh Kosh	Fayetteville
3/19	W, 4-3	Wisconsin-Osh Kosh	Fayetteville
3/21	L, 0-8	Texas*	Austin, Texas
3/22	W, 3-0	Texas*	Austin, Texas
3/22	L, 3-12	Texas*	Austin, Texas
3/23	W, 18-8	Evansville	Fayetteville
3/24	W, 4-0	Evansville	Fayetteville
3/25	W, 9-8	Evansville	Fayetteville
3/28	L, 0-6	Texas A&M*	Fayetteville
3/29	W, 10-0	Texas A&M*	Fayetteville
3/29	L, 2-5	Texas A&M*	Fayetteville
4/1	L, 9-11	Oklahoma State	Fayetteville
4/4	W, 15-6	Houston*	Houston, Texas
4/5	W, 3-2	Houston*	Houston, Texas
4/5	W, 10-6	Houston*	Houston, Texas
4/8	W, 6-2	SMS	Fayetteville
4/11	W, 20-3	Texas Tech*	Fayetteville
4/12	W, 9-4	Texas Tech*	Fayetteville
4/12	W, 8-3	Texas Tech*	Fayetteville
4/15	L, 7-8	Oklahoma State	Stillwater, Okla.
4/18	W, 13-3	TCU*	Fayetteville
4/20	W, 7-6	TCU*	Fayetteville
4/20	W, 6-5 (10)	TCU*	Fayetteville
4/21	W, 15-4	Northeastern (Okla.) St	Fayetteville
4/25	L, 8-10	Baylor*	Waco, Texas

4/26	L, 4-6	Baylor*	Waco, Texas
4/26	W, 10-7	Baylor*	Waco, Texas
4/30	W, 4-1	Missouri Southern	Fayetteville
5/2	W, 9-3	Murray State	Fayetteville
5/3	W, 3-2	Murray State	Fayetteville
5/8	W, 7-5	Oral Roberts	Fayetteville
5/9	W, 15-6	Oral Roberts	Tulsa, Okla.
5/11	W, 12-3	Wichita State	Wichita, Kan.
5/12	W, 9-8 (12)	Oral Roberts	Tulsa, Okla.
5/16	L, 0-4	Texas A&M†	College Station, Texas
5/22	W, 4-3	Oregon State+	Stillwater, Okla.
5/23	L, 0-2	Stanford+	Stillwater, Okla.
5/24	L, 0-1	Oregon State+	Stillwater, Okla.

* - SWC Game

† - SWC Tournament

++ - NCAA Midwest Regional

1987 (51-16-1; 17-4 2nd SWC) Norm DeBrynn

Date	Result	Opponent	Location
2/14	W, 3-1	Memphis	Memphis, Tenn.
2/14	L, 2-2	Memphis	Memphis, Tenn.
2/21	W, 21-5	Memphis	Fayetteville
2/22	W, 14-7	Memphis	Fayetteville
2/23	W, 4-3	Missouri Southern	Fayetteville
2/23	W, 13-10	Missouri Southern	Fayetteville
2/25	L, 4-6	Hawaii Pacific	Honolulu, Hawaii
2/26	W, 10-7	Hawaii Pacific	Honolulu, Hawaii
2/27	L, 4-8	Hawaii	Honolulu, Hawaii
2/28	L, 5-6 (10)	Hawaii	Honolulu, Hawaii
3/1	W, 9-7 (10)	Hawaii	Honolulu, Hawaii
3/2	W, 7-4	Hawaii	Honolulu, Hawaii
3/6	L, 3-4	Kansas State	Fayetteville
3/7	W, 12-7	Kansas State	Fayetteville
3/8	W, 13-4	North Texas	Fayetteville
3/9	W, 13-3	Lubbock Christian	Fayetteville
3/10	W, 20-10	Saint Louis	Fayetteville
3/11	W, 9-0	Saint Louis	Fayetteville
3/11	W, 15-5	Saint Louis	Fayetteville
3/13	W, 10-3	Northern Iowa	Fayetteville
3/14	W, 8-3	Western Kentucky	Fayetteville
3/15	W, 5-2	Western Kentucky	Fayetteville
3/15	L, 5-11	Washington State	Fayetteville
3/20	W, 17-10	Texas A&M*	College Station, Texas
3/21	W, 8-2	Texas A&M*	College Station, Texas
3/21	W, 7-3	Texas A&M*	College Station, Texas
3/25	L, 1-8	Oklahoma State	Stillwater, Okla.
3/27	L, 3-4	Houston*	Fayetteville
3/28	W, 10-3	Houston*	Fayetteville
3/28	W, 12-6	Houston*	Fayetteville
3/31	W, 11-2	Missouri-St. Louis	Fayetteville
3/31	W, 14-2	Missouri-St. Louis	Fayetteville
4/3	W, 2-0	Texas Tech*	Lubbock, Texas
4/4	W, 8-6	Texas Tech*	Lubbock, Texas
4/4	W, 9-0	Texas Tech*	Lubbock, Texas
4/7	W, 16-2	Evangel	Fayetteville
4/10	W, 9-7	TCU*	Fort Worth, Texas
4/11	L, 6-7	TCU*	Fort Worth, Texas
4/11	W, 13-7	TCU*	Fort Worth, Texas
4/15	W, 12-11	Oklahoma	Fayetteville
4/17	W, 5-3	Baylor*	Fayetteville
4/18	W, 8-0	Baylor*	Fayetteville
4/18	W, 6-5	Baylor*	Fayetteville
4/20	W, 12-1	School of Ozarks	Fayetteville
4/21	W, 9-8	Oklahoma State	Fayetteville
4/24	W, 4-3	Rice*	Houston, Texas
4/25	W, 5-1	Rice*	Houston, Texas
4/25	W, 3-0	Rice*	Houston, Texas
4/28	W, 14-10	Southeast Okla. State	Fayetteville
4/29	W, 20-5	Missouri Southern	Fayetteville
5/1	L, 5-9	Texas*	Fayetteville
5/2	W, 9-3	Texas*	Fayetteville
5/2	L, 1-4	Texas*	Fayetteville
5/7	W, 14-4	Oral Roberts	Fayetteville
5/8	W, 17-5	Oral Roberts	Fayetteville
5/10	L, 2-10	Oral Roberts	Tulsa, Okla.
5/10	L, 11-12 (10)	Missouri	Columbia, Mo.
5/15	W, 4-3	Texas A&M†	Austin, Texas
5/17	L, 3-10	Texas†	Austin, Texas
5/17	W, 14-9	Houston†	Austin, Texas
5/18	L, 2-3	Texas†	Austin, Texas
5/22	W, 10-7	Middle Tenn.†	Huntsville, Ala.
5/22	W, 7-2	West Virginia†	Huntsville, Ala.
5/23	W, 6-5 (10)	Clemson+	Huntsville, Ala.
5/24	W, 4-2	Clemson+	Huntsville, Ala.
5/30	L, 6-13	Texas#	Omaha, Neb.
5/31	W, 5-4	Georgia#	Omaha, Neb.
6/3	L, 2-5	LSU#	Omaha, Neb.

* - SWC Game

† - SWC Tournament

++ - NCAA South I Regional

- College World Series

1988 (39-23; 12-9 3rd SWC) Norm DeBrynn

Date	Result	Opponent	Location
2/13	W, 12-4	Missouri Southern	Fayetteville
2/14	W, 17-5	Missouri Southern	Fayetteville
2/18	L, 11-12	Arizona	Tucson, Ariz.
2/19	L, 3-4	Arizona	Tucson, Ariz.
2/20	W, 7-2	Arizona	Tucson, Ariz.

2/27	W, 12-3	Kansas	Fayetteville
2/27	W, 19-4	Kansas	Fayetteville
2/28	W, 5-3	Kansas	Fayetteville
3/4	W, 8-7	Kansas State	Fayetteville
3/5	W, 9-5	Kansas State	Fayetteville
3/6	W, 10-1	North Texas	Fayetteville
3/7	W, 5-4	North Texas	Fayetteville
3/7	W, 6-5	North Texas	Fayetteville
3/9	W, 9-0	Benedictine	Fayetteville
3/12	L, 9-11	Indiana State	Fayetteville
3/12	L, 9-13	Indiana State	Fayetteville
3/13	W, 7-4	Nebraska	Fayetteville
3/13	L, 5-8	Nebraska	Fayetteville
3/16	W, 16-3	Wisconsin-Osh Kosh	Fayetteville
3/18	W, 4-2	Louisiana Tech	Shreveport, La.
3/19	L, 4-5	Oklahoma State	Shreveport, La.
3/20	W, 12-2	Centenary	Shreveport, La.
3/21	W, 6-0	Northern Iowa	Fayetteville
3/22	W, 17-0	Northern Iowa	Fayetteville
3/22	W, 15-2	Northern Iowa	Fayetteville
3/23	W, 13-5	Texas Wesleyan	Fayetteville
3/25	W, 5-0	Texas A&M*	Fayetteville
3/26	L, 1-6	Texas A&M*	Fayetteville
3/26	L, 6-8	Texas A&M*	Fayetteville
3/28	L, 6-9	Dallas Baptist	Fayetteville
4/1	L, 2-8	Houston*	Houston, Texas
4/2	W, 16-7	Houston*	Houston, Texas
4/2	L, 5-6 (10)	Houston*	Houston, Texas
4/5	W, 13-8	Evangel	Fayetteville
4/8	W, 7-6 (10)	Texas Tech*	Fayetteville
4/9	L, 8-11	Texas Tech*	Fayetteville
4/9	W, 5-4	Texas Tech*	Fayetteville
4/11	W, 6-5	Oklahoma State	Stillwater, Okla.
4/12	L, 3-11	Oklahoma	Norman, Okla.
4/15	W, 3-2	TCU*	Fayetteville
4/16	L, 1-3	TCU*	Fayetteville
4/16	W, 3-2	TCU*	Fayetteville
4/18	W, 16-3	Southwest Baptist	Fayetteville
4/22	W, 4-2	Baylor*	Waco, Texas
4/23	L, 5-7	Baylor*	Waco, Texas
4/23	W, 11-10	Baylor*	Waco, Texas
4/25	W, 10-5	Southeastern St.	Fayetteville
4/26	W, 15-13	Southeastern St.	Fayetteville
4/27	W, 8-6	Missouri	Fayetteville
5/7	W, 5-0	Texas*	Austin, Texas
5/8	L, 1-8	Texas*	Austin, Texas
5/8	L, 2-15	Texas*	Austin, Texas
5/10	L, 5-9	SMS	Springfield, Mo.
5/13	W, 6-1	Rice*	Fayetteville
5/14	W, 10-1	Rice*	Fayetteville
5/14	W, 9-8	Rice*	Fayetteville
5/15	W, 18-7	Oral Roberts	Fayetteville
5/16	L, 3-11	Oral Roberts	Tulsa, Okla.
5/19	L, 3-4	Texas A&M†	Fayetteville
5/20	L, 1-7	Texas†	Fayetteville
5/27	L, 3-8	Loyola Marymount+	Stillwater, Okla.
5/28	L, 7-13	Oklahoma State+	Stillwater, Okla.

* - SWC Game

† - SWC Tournament

++ - NCAA Midwest Regional

1989 (51-16; 17-4 T-1st SWC) Norm DeBrynn

Date	Result	Opponent	Location
2/19	W, 5-1	Wichita State	Fayetteville
2/24	W, 6-2	Missouri Southern	Fayetteville
2/25	W, 3-2	Kansas	Fayetteville
2/25	W, 7-0	Kansas	Fayetteville
2/26	W, 18-4	Kansas	Fayetteville
2/28	W, 8-4	Kentucky	Lakeland, Fla.
3/1	W, 2-1	Penn State	Lakeland, Fla.
3/1	L, 2-6	Kentucky	Lakeland, Fla.
3/2	L, 2-6	Western Michigan	Lakeland, Fla.
3/3	W, 8-2	Eckerd	Lakeland, Fla.
3/4	W, 15-0	Western Michigan	Lakeland, Fla.
3/10	W, 1-0	Iowa State	Fayetteville
3/11	W, 9-4	Iowa State	Fayetteville
3/12	W, 4-1	Nebraska	Fayetteville
3/13	W, 9-1	Stephen F. Austin	Fayetteville
3/14	W, 13-4	Wisconsin-Osh Kosh	Fayetteville
3/15	W, 9-4	Wisconsin-Osh Kosh	Fayetteville
3/17	W, 3-2	Northwestern St.	Shreveport, La.
3/18	L, 2-10	Oklahoma State	Shreveport, La.
3/19	L, 4-8	La-Lafayette	Shreveport, La.
3/20	W, 14-4	Northern Iowa	Fayetteville
3/21	W, 12-1	Southwest Baptist	Fayetteville
3/22	W, 14-5	School of Ozarks	Fayetteville
3/22	W, 10-0	School of Ozarks	Fayetteville
3/24	W, 10-1	Houston*	Fayetteville
3/25	W, 3-0	Houston*	Fayetteville
3/25	W, 8-3	Houston*	Fayetteville
3/27	W, 11-3	St. Olaf	Fayetteville
3/31	W, 12-0	Texas Tech*	Lubbock, Texas
4/1	W, 3-2	Texas Tech*	Lubbock, Texas
4/1	W, 6-5	Texas Tech*	Lubbock, Texas
4/4	W, 10-4	Oklahoma State	Stillwater, Okla.
4/5	W, 6-4	Evangel	Fayetteville
4/7	W, 5-4	TCU*	Fort Worth, Texas
4/8	W, 8-6	TCU*	Fort Worth, Texas
4/8	W, 11-3	TCU*	Fort Worth, Texas
4/9	W, 11-1	Southeastern (Okla.) St	Fayetteville
4/10	L, 8-10	Dallas Baptist	Fayetteville

4/11	W, 7-4	Missouri	Columbia, Mo.
4/14	W, 8-4	Baylor*	Fayetteville
4/15	W, 9-1	Baylor*	Fayetteville
4/15	W, 10-3	Baylor*	Fayetteville
4/19	W, 9-8	Northeastern (Okla.) St	Fayetteville
4/21	W, 10-2	Rice*	Houston, Texas
4/22	L, 1-3	Rice*	Houston, Texas
4/22	W, 8-4	Rice*	Houston, Texas
4/26	L, 2-3	Oklahoma	Fayetteville
4/28	L, 4-5	Texas*	Fayetteville
4/29	W, 8-4	Texas*	Fayetteville
4/29	W, 14-7	Texas*	Fayetteville
4/30	W, 9-4	Kansas State	Fayetteville
5/1	L, 2-7	Kansas State	Fayetteville
5/5	W, 11-9 (16)	Texas A&M*	College Station, Texas
5/6	L, 2-3	Texas A&M*	College Station, Texas
5/7	L, 0-9	Texas A&M*	College Station, Texas
5/10	W, 10-6	Oklahoma State	Fayetteville
5/18	L, 3-8	Texas†	College Station, Texas
5/19	W, 5-4	Houston†	College Station, Texas
5/20	L, 1-9	Texas†	College Station, Texas
5/25	L, 5-7	Le Moyne+	Waterbury, Conn.
5/26	W, 8-2	George Wa.+	Waterbury, Conn.
5/28	W, 9-2	Illinois†	Waterbury, Conn.
5/29	W, 1-0	Arizona St.+	Waterbury, Conn.
5/29	W, 6-5	Le Moyne+	Waterbury, Conn.
6/2	L, 1-3	Wichita State#	Omaha, Neb.
6/4	W, 7-3	North Carolina#	Omaha, Neb.
6/6	L, 4-8	Wichita State#	Omaha, Neb.



Phillip Stidham was dominant for the Razorbacks in the late 1980s and early 1990s. He was a freshman All-American in 1989 and three-time All-SWC selection during his career at Arkansas.

1991 (40-22; 10-11 T-4th SWC) Norm DeBriyn

Date	Result	Opponent	Location
2/12	W, 6-2	Northeastern (Okla.) St	Fayetteville
2/15	W, 7-5	Missouri Southern	Fayetteville
2/16	L, 0-6	Kansas State	Fayetteville
2/16	W, 3-2	Kansas State	Fayetteville
2/17	W, 3-2 (10)	Kansas State	Fayetteville
2/19	W, 15-5	School of Ozarks	Fayetteville
2/21	W, 2-1	Oral Roberts	Fayetteville
2/22	W, 8-1	Kansas	Fayetteville
2/23	W, 6-5	Kansas	Fayetteville
2/24	W, 17-3	Kansas	Fayetteville
2/27	W, 12-2	Hawaii Pacific	Honolulu, Hawaii
2/28	W, 5-4	Hawaii Pacific	Honolulu, Hawaii
3/1	L, 3-9	Hawaii	Honolulu, Hawaii
3/2	W, 17-9	Hawaii	Honolulu, Hawaii
3/2	L, 1-2	Hawaii	Honolulu, Hawaii
3/6	W, 4-3	Nebraska	Fayetteville
3/6	L, 3-5	Nebraska	Fayetteville
3/8	L, 3-4	Rice*	Houston, Texas
3/9	W, 8-4	Rice*	Houston, Texas
3/9	L, 8-9	Rice*	Houston, Texas
3/11	W, 6-5	Eastern Michigan	Fayetteville
3/12	W, 12-4	Eastern Michigan	Fayetteville
3/13	W, 7-5	Northwest Missouri St	Fayetteville
3/14	W, 8-3	New Mexico St.	Shreveport, La
3/15	L, 2-3	New Orleans	Shreveport, La
3/16	L, 2-11	La-Lafayette	Shreveport, La
3/17	W, 7-3	Centenary	Shreveport, La
3/18	W, 3-0	Wisconsin-Osh Kosh	Fayetteville
3/19	L, 5-9	Oklahoma State	Stillwater, Okla
3/20	W, 11-2	Oklahoma	Norman, Okla
3/22	L, 3-9	Texas A&M*	College Station, Texas
3/23	L, 0-2	Texas A&M*	College Station, Texas
3/23	W, 7-4	Texas A&M*	College Station, Texas
3/27	W, 14-2	Lamar	Fayetteville
3/28	W, 6-5	Lamar	Fayetteville
3/29	L, 3-4	Houston*	Fayetteville
3/30	W, 6-2	Houston*	Fayetteville
3/30	L, 5-6	Houston*	Fayetteville
4/2	W, 10-0	Evangel	Fayetteville
4/5	L, 1-4	Texas Tech*	Lubbock, Texas
4/6	W, 18-10	Texas Tech*	Lubbock, Texas
4/6	W, 6-2	Texas Tech*	Lubbock, Texas
4/8	W, 6-2	Central Oklahoma	Fayetteville
4/9	W, 9-4	Oklahoma State	Fayetteville
4/12	L, 1-4	TCU*	Fort Worth, Texas
4/13	W, 12-2	TCU*	Fort Worth, Texas
4/14	W, 12-6	TCU*	Fort Worth, Texas
4/16	L, 3-11	Missouri	Columbia, Mo.
4/19	W, 13-5	Baylor*	Fayetteville
4/20	W, 7-6	Baylor*	Fayetteville
4/20	L, 6-7	Baylor*	Fayetteville
4/22	L, 4-7	Dallas Baptist	Fayetteville
4/24	W, 1-0	SMS	Fayetteville
4/26	L, 3-7	Indiana State	Terre Haute, Ind.
4/27	W, 6-5	Indiana State	Terre Haute, Ind.
4/27	W, 8-3	Indiana State	Terre Haute, Ind.
4/30	L, 4-6	SMS	Springfield, Mo.
5/3	L, 2-4	Texas*	Fayetteville
5/4	L, 2-3	Texas*	Fayetteville
5/4	W, 4-2	Texas*	Fayetteville
5/11	W, 10-1	Wichita State	Fayetteville
5/12	W, 6-5	Wichita State	Fayetteville

* - SWC Game

1992 (31-26; 10-13 3rd SEC West) Norm DeBriyn

Date	Result	Opponent	Location
2/14	W, 12-1	Missouri Southern	Fayetteville
2/15	L, 13-18	Kansas State	Fayetteville
2/15	W, 13-0	Kansas State	Fayetteville

2/16	W, 19-9	Kansas State	Fayetteville
2/21	W, 13-5	Kansas	Fayetteville
2/22	L, 4-7	Kansas	Fayetteville
2/23	L, 1-4	Kansas	Fayetteville
2/28	W, 9-1	Central Missouri St	Fayetteville
2/29	W, 6-5 (11)	Northwestern State	Fayetteville
3/1	W, 7-2	Northwestern State	Fayetteville
3/4	W, 15-8	SMS	Fayetteville
3/6	W, 14-3	Illinois State	Fayetteville
3/7	W, 6-5 (10)	Illinois State	Fayetteville
3/8	W, 15-4	Illinois State	Fayetteville
3/12	L, 1-6	Gonzaga	Seattle, Wash.
3/13	L, 4-8	Washington State	Seattle, Wash.
3/14	W, 1-0	Tennessee	Seattle, Wash.
3/15	W, 8-1	Pacific Lutheran	Seattle, Wash.
3/16	L, 7-11	Kansas State	Manhattan, Kan.
3/17	L, 5-6	Kansas	Lawrence, Kan.
3/18	L, 2-3	Wisconsin-Osh Kosh	Fayetteville
3/21	W, 10-0	Georgia*	Athens, Ga.
3/21	W, 5-3	Georgia*	Athens, Ga.
3/25	L, 3-5	Oral Roberts	Fayetteville
3/26	W, 13-3	School of Ozarks	Fayetteville
3/28	W, 8-3	South Carolina*	Fayetteville
3/28	W, 7-2	South Carolina*	Fayetteville
3/29	L, 11-20	South Carolina*	Fayetteville
3/30	W, 10-0	Evangel	Fayetteville
3/31	L, 4-7	Oklahoma State	Fayetteville
4/1	L, 6-14	Kentucky*	Lexington, Ky.
4/4	W, 10-9	Kentucky*	Lexington, Ky.
4/5	L, 7-10	Kentucky*	Lexington, Ky.
4/7	W, 5-4	Wichita State	Wichita, Kan.
4/8	L, 4-22	Wichita State	Wichita, Kan.
4/11	W, 9-7	Auburn*	Fayetteville
4/11	W, 4-1	Auburn*	Fayetteville
4/12	L, 4-14	Auburn*	Fayetteville
4/14	W, 6-5	Northeastern St.	Fayetteville
4/18	L, 2-12	LSU*	Baton Rouge, La.
4/18	L, 4-12	LSU*	Baton Rouge, La.
4/19	L, 4-8	LSU*	Baton Rouge, La.
4/21	W, 9-8 (10)	Centenary	Fayetteville
4/23	W, 13-3	Dallas Baptist	Fayetteville
4/25	L, 0-2	Mississippi State*	Starkville, Miss.
4/25	L, 2-3	Mississippi St.*	Starkville, Miss.
4/26	L, 6-7	Mississippi St.*	Starkville, Miss.
4/30	W, 12-10	SMS	Springfield, Mo.
5/2	L, 2-11	Alabama*	Fayetteville
5/2	L, 3-4	Alabama*	Fayetteville
5/3	W, 7-3	Alabama*	Fayetteville
5/9	L, 4-8	Ole Miss*	Fayetteville
5/9	W, 15-3	Ole Miss*	Fayetteville
5/10	W, 10-0	Ole Miss*	Fayetteville
5/13	W, 8-6	S. Carolina!	New Orleans, La.
5/14	L, 1-8	LSU!	New Orleans, La.
5/15	L, 5-9	S. Carolina!	New Orleans, La.

* - SEC Game

I - SEC Tournament

1993 (33-26; 11-16 4th SEC West) Norm DeBriyn

Date	Result	Opponent	Location
2/13	W, 17-1	Missouri Southern	Fayetteville
2/14	W, 10-5	Missouri Southern	Fayetteville
2/21	W, 10-1	Kansas State	Fayetteville
2/22	W, 21-5	Southwest Baptist	Fayetteville
2/27	L, 1-3	Kansas	Fayetteville
2/27	W, 6-4	Kansas	Fayetteville
2/28	W, 9-2	Kansas	Fayetteville
3/5	W, 11-4	Minnesota	Minneapolis, Minn.
3/7	L, 2-3	Ga Tech	Minneapolis, Minn.
3/7	L, 5-6	Cal St Fullerton	Minneapolis, Minn.
3/13	W, 8-3	Eastern Illinois	Fayetteville
3/14	W, 8-7	Eastern Illinois	Fayetteville
3/14	W, 7-1	Eastern Illinois	Fayetteville
3/15	L, 3-6	Memphis	Memphis, Tenn.

3/17	L, 7-8	Memphis	Memphis, Tenn.
3/20	W, 12-2	Northern Illinois	Fayetteville
3/21	W, 11-3	Northern Illinois	Fayetteville
3/21	W, 11-5	Northern Illinois	Fayetteville
3/23	W, 8-0	Oklahoma	Fayetteville
3/24	W, 8-4	SMS	Fayetteville
3/25	W, 5-2	Northeastern St.	Fayetteville
3/27	W, 7-2	Georgia*	Fayetteville
3/27	W, 11-1	Georgia*	Fayetteville
3/28	W, 5-4 (10)	Georgia*	Fayetteville
3/30	W, 4-3	Wichita State	Fayetteville
3/31	W, 13-5	Oral Roberts	Fayetteville
4/3	L, 11-18	South Carolina*	Columbia, S.C.
4/3	L, 1-8	South Carolina*	Columbia, S.C.
4/4	L, 3-5	South Carolina*	Columbia, S.C.
4/5	L, 1-9	Wichita State	Wichita, Kan.
4/9	W, 1-0	Kentucky*	Fayetteville
4/10	L, 3-9	Kentucky*	Fayetteville
4/10	W, 8-4	Kentucky*	Fayetteville
4/17	W, 8-7	Auburn*	Auburn, Ala.
4/17	L, 1-6	Auburn*	Auburn, Ala.
4/18	L, 3-8	Auburn*	Auburn, Ala.
4/19	W, 4-1	Oklahoma State	Fayetteville
4/20	W, 16-1	Oral Roberts	Tulsa, Okla.
4/21	L, 7-9	Northeastern (Okla.) St	Fayetteville
4/24	L, 0-3	LSU*	Fayetteville
4/24	L, 2-4	LSU*	Fayetteville
4/25	L, 2-8	LSU*	Fayetteville
4/26	L, 1-4	Oklahoma State	Stillwater, Okla.
4/28	L, 10-11	SMS	Springfield, Mo.
5/1	L, 3-5	Mississippi State*	Fayetteville
5/1	L, 4-6	Mississippi State*	Fayetteville
5/2	W, 8-3	Mississippi State*	Fayetteville
5/8	L, 2-4	Alabama*	Tuscaloosa, Ala.
5/8	W, 8-1	Alabama*	Tuscaloosa, Ala.
5/9	L, 1-10	Alabama*	Tuscaloosa, Ala.
5/12	W, 5-1	Lamar	Fayetteville
5/13	W, 12-10	Lamar	Fayetteville
5/13	L, 7-14	Lamar	Fayetteville
5/15	W, 8-7	Ole Miss*	Oxford, Miss.
5/15	W, 5-1	Ole Miss*	Oxford, Miss.
5/16	L, 1-3	Ole Miss*	Oxford, Miss.
5/20	W, 5-2	Mississippi St.!	Baton Rouge, La.
5/21	L, 1-3	Auburn!	Baton Rouge, La.
5/22	L, 7-13	LSU!	Baton Rouge, La.

* - SEC Game

I - SEC Tournament

1994 (30-27; 13-13 4th SEC West) Norm DeBriyn

Date	Result	Opponent	Location
2/11	L, 3-7	TCU	Fort Worth, Texas
2/12	L, 4-21	TCU	Fort Worth, Texas
2/13	L, 4-6 (13)	TCU	Fort Worth, Texas
2/18	L, 3-5	Kansas	Fayetteville
2/19	L, 2-4	Kansas	Fayetteville
2/20	W, 5-3	Kansas	Fayetteville
2/22	W, 15-6	Southwest Baptist	Fayetteville
2/25	W, 22-4	Kansas State	Fayetteville
2/26	L, 10-11	Kansas State	Fayetteville
2/27	W, 4-1	Kansas State	Fayetteville
3/2	W, 10-3	Missouri Southern	Fayetteville
3/4	W, 13-6	Southeastern (Okla.) State	Fayetteville
3/5	W, 11-5	Centenary	Fayetteville
3/6	W, 13-1	Centenary	Fayetteville
3/11	W, 4-2	Southern Miss	Fayetteville
3/12	W, 16-9	Southern Miss	Fayetteville
3/13	L, 8-9 (10)	Southern Miss	Fayetteville
3/15	W, 10-5	Oklahoma State	Fayetteville
3/16	W, 7-1	Memphis	Fayetteville
3/17	W, 6-3	Memphis	Fayetteville
3/19	L, 3-9	UNLV	Las Vegas, Nev.
3/20	L, 4-7 (11)	UNLV	Las Vegas, Nev.
3/21	L, 7-8	UNLV	Las Vegas, Nev.
3/23	W, 13-9	Oklahoma State	Stillwater, Okla.
3/25	L, 4-8	Tennessee*	Fayetteville
3/26	L, 11-12 (10)	Tennessee*	Fayetteville
3/27	W, 17-11	Tennessee*	Fayetteville
3/30	L, 7-8	Oral Roberts	Tulsa, Okla.
3/31	W, 7-4	Oral Roberts	Fayetteville
4/1	W, 6-0	Vanderbilt*	Nashville, Tenn.
4/2	W, 12-7	Vanderbilt*	Nashville, Tenn.
4/3	W, 7-5	Vanderbilt*	Nashville, Tenn.
4/6	L, 2-11	Oklahoma	Norman, Okla.
4/8	L, 2-5	Florida*	Gainesville, Fla.
4/9	L, 7-8	Florida*	Gainesville, Fla.
4/10	L, 2-3 (11)	Florida*	Gainesville, Fla.
4/12	L, 1-3	Oral Roberts	Tulsa, Okla.
4/15	W, 7-6	Auburn*	Fayetteville
4/16	L, 3-6	Auburn*	Fayetteville
4/17	W, 10-0	Auburn*	Fayetteville
4/19	W, 16-7	SMS	Springfield, Mo.
4/20	L, 2-12	Oral Roberts	Fayetteville
4/23	L, 3-11	LSU*	Baton Rouge, La.
4/23	L, 4-16	LSU*	Baton Rouge, La.
4/24	W, 6-5	LSU*	Baton Rouge, La.
4/27	W, 4-0	Northeastern (Okla.) State	Fayetteville
4/29	L, 9-10	Mississippi St.*	Starkville, Miss.
4/30	W, 12-11	Mississippi St.*	Starkville, Miss.
5/1	W, 14-4	Mississippi St.*	Starkville, Miss.
5/6	W, 6-5	Alabama*	Fayetteville
5/7	W, 14-6	Alabama*	Fayetteville

5/8	W, 7-3	Alabama*	Fayetteville
5/13	L, 6-12	Ole Miss*	Fayetteville
5/14	L, 2-7	Ole Miss*	Fayetteville
5/15	W, 8-5	Ole Miss*	Fayetteville
5/19	L, 1-3	Auburn!	Oxford, Miss.
5/20	L, 4-6	LSU!	Oxford, Miss.

* - SEC Game

I - SEC Western Division Tournament

1995 (38-23; 13-15 5th SEC West) Norm DeBriyn

Date	Result	Opponent	Location
2/10	W, 5-4	Missouri Southern	Fayetteville
2/17	W, 12-10	Kansas	Fayetteville
2/18	W, 8-2	Kansas	Fayetteville
2/19	W, 8-6	Kansas	Fayetteville
2/21	W, 10-1	Southwest Baptist	Fayetteville
2/24	W, 8-5	Evansville	Fayetteville
2/25	W, 6-5	Evansville	Fayetteville
2/26	L, 2-3	Evansville	Fayetteville
3/4	W, 9-7	TCU	Fayetteville
3/5	W, 8-4	TCU	Fayetteville
3/5	W, 3-2	TCU	Fayetteville
3/8	W, 9-8	Central Missouri St	Fayetteville
3/10	W, 10-1	Southern Miss.	Hattiesburg, Miss.
3/11	L, 3-4 (12)	Southern Miss.	Hattiesburg, Miss.
3/12	W, 8-2	Southern Miss.	Hattiesburg, Miss.
3/15	W, 7-4	Wisconsin-Osh Kosh	Fayetteville
3/17	W, 5-4	Oregon State	San Jose, Calif.
3/17	W, 10-3	Santa Clara	San Jose, Calif.
3/18	W, 12-8	San Jose State	San Jose, Calif.
3/19	W, 7-4	San Jose State	San Jose, Calif.
3/20	L, 6-18	Oklahoma State	Stillwater, Okla.
3/21	W, 7-0	Oral Roberts	Tulsa, Okla.
3/22	L, 9-22	Oklahoma State	Fayetteville
3/24	L, 0-7	Tennessee*	Knoxville, Tenn.
3/25	L, 4-5 (12)	Tennessee*	Knoxville, Tenn.
3/26	L, 4-5	Tennessee*	Knoxville, Tenn.
3/29	W, 11-0	Northeastern (Okla.) St	Fayetteville
3/31	W, 10-7	Vanderbilt*	Fayetteville
4/1	W, 15-5	Vanderbilt*	Fayetteville
4/2	L, 6-7 (10)	Vanderbilt*	Fayetteville
4/4	W, 8-2 (11)	Oral Roberts	Tulsa, Okla.
4/5	L, 1-5	Wichita State	Wichita, Kan.
4/7	W, 5-4	Florida*	Fayetteville
4/8	W, 13-5	Florida*	Fayetteville
4/9	L, 2-5	Florida*	Fayetteville
4/12	W, 10-6	Seahawk Mo. St.	Fayetteville
4/14	L, 1-7	Auburn*	Auburn, Ala.
4/15	L, 1-3	Auburn*	Auburn, Ala.
4/16	L, 7-11	Auburn*	Auburn, Ala.
4/21	L, 3-10	LSU*	Fayetteville
4/23	L, 7-13	LSU*	Fayetteville

3/13	W, 5-0	Wichita State	Fayetteville
3/15	L, 2-5	Vanderbilt*	Fayetteville
3/16	W, 6-3	Vanderbilt*	Fayetteville
3/17	W, 16-11	Vanderbilt*	Fayetteville
3/18	L, 3-8	Kansas	Lawrence, Kan.
3/23	W, 16-9	Kentucky*	Lexington, Ky.
3/23	L, 5-6	Kentucky*	Lexington, Ky.
3/24	W, 7-5	Kentucky*	Lexington, Ky.
3/26	W, 8-3	Southeast Mo. St.	Fayetteville
3/29	W, 8-1	South Carolina*	Fayetteville
3/30	W, 2-1	South Carolina*	Fayetteville
3/31	L, 2-13	South Carolina*	Fayetteville
4/2	W, 3-2	Oral Roberts	Tulsa, Okla.
4/5	L, 3-7	Georgia*	Athens, Ga.
4/6	W, 4-3	Georgia*	Athens, Ga.
4/7	L, 6-7	Georgia*	Athens, Ga.
4/10	L, 7-8 (10)	Oral Roberts	Tulsa, Okla.
4/13	W, 9-2	Auburn*	Fayetteville
4/13	W, 9-6	Auburn*	Fayetteville
4/14	L, 2-4	Auburn*	Fayetteville
4/16	W, 4-2	Missouri Southern	Fayetteville
4/19	W, 3-2	LSU*	Baton Rouge, La.
4/20	L, 4-11	LSU*	Baton Rouge, La.
4/21	L, 4-9	LSU*	Baton Rouge, La.
4/24	W, 18-5	Oral Roberts	Fayetteville
4/26	L, 6-8	Mississippi St.*	Starkville, Miss.
4/27	W, 6-2	Mississippi St.*	Starkville, Miss.
4/28	L, 6-10	Mississippi St.*	Starkville, Miss.
5/1	W, 7-3	Northeastern (Okla.) St.	Fayetteville
5/3	W, 9-3	Alabama*	Fayetteville
5/4	L, 3-7	Alabama*	Fayetteville
5/5	L, 2-3	Alabama*	Fayetteville
5/10	W, 18-4	Ole Miss*	Oxford, Miss.
5/11	L, 2-3	Ole Miss*	Oxford, Miss.
5/12	W, 8-3	Ole Miss*	Oxford, Miss.
5/15	L, 5-7	Kentucky!	Birmingham, Ala.
5/23	L, 5-6	Oklahoma St.+	Lubbock, Texas
5/24	L, 5-15	Southern Cal+	Lubbock, Texas


* - SEC Game

1 - SEC Tournament

+ - NCAA Central II Regional

1997 (36-20; 15-14 5th SEC West) Norm DeBrynn

Date	Result	Opponent	Location
2/9	W, 10-6	Louisiana-Monroe	Fayetteville
2/11	W, 24-1	Missouri Southern	Fayetteville
2/14	W, 26-6	Iowa	Arlington, Texas
2/15	L, 6-7	Kansas State	Arlington, Texas
2/16	W, 11-1	Texas-Arlington	Arlington, Texas
2/19	W, 14-6	Oklahoma City	Fayetteville
2/22	W, 8-4	Texas-San Antonio	Fayetteville
2/22	W, 13-5	Texas-San Antonio	Fayetteville
2/23	L, 2-7	Texas-San Antonio	Fayetteville
2/28	W, 6-4	Navy	Millington, Texas
2/28	L, 5-8	Notre Dame	Millington, Texas
3/4	W, 22-6	Central Mo. State	Fayetteville
3/7	L, 3-5	Tennessee*	Knoxville, Tenn.
3/8	L, 10-13	Tennessee*	Knoxville, Tenn.
3/9	L, 12-13	Tennessee*	Knoxville, Tenn.
3/10	W, 21-11	Iowa State	Fayetteville
3/14	W, 13-4	Vanderbilt*	Nashville, Tenn.
3/15	L, 10-13 (12)	Vanderbilt*	Nashville, Tenn.
3/16	W, 18-5	Vanderbilt*	Nashville, Tenn.
3/18	W, 8-5	Kansas	Fayetteville
3/19	L, 2-8	Kansas	Fayetteville
3/21	L, 5-11	Kentucky*	Fayetteville
3/22	W, 9-8(10)	Kentucky*	Fayetteville
3/23	W, 11-4	Kentucky*	Fayetteville
3/25	W, 5-4	Northwestern State	Fayetteville
3/26	W, 13-8	Northwestern State	Fayetteville
3/28	W, 11-8	South Carolina*	Columbia, S.C.
3/29	L, 9-14	South Carolina*	Columbia, S.C.
3/30	W, 30-7	South Carolina*	Columbia, S.C.
4/1	W, 4-3	Missouri	Fayetteville



Ryan Lundquist is Arkansas' single-season home run leader, hitting 24 homers during the 1997 campaign.

4/2	W, 12-8	Missouri Southern	Fayetteville
4/5	W, 11-2	Georgia*	Fayetteville
4/5	W, 15-6	Georgia*	Fayetteville
4/6	W, 17-8	Georgia*	Fayetteville
4/9	W, 8-0	Louisiana Tech	Fayetteville
4/9	W, 3-2	Louisiana Tech	Fayetteville
4/11	W, 14-13 (10)	Ole Miss*	Fayetteville
4/12	W, 12-7	Ole Miss*	Fayetteville
4/13	W, 8-6	Ole Miss*	Fayetteville
4/15	W, 8-6	Missouri	Columbia, Mo.
4/16	W, 24-3	Northeastern St.	Fayetteville
4/18	L, 4-11	Auburn*	Auburn, Ala.
4/19	W, 9-5	Auburn*	Auburn, Ala.
4/20	L, 3-12	Auburn*	Auburn, Ala.
4/22	W, 11-6	Oral Roberts	Tulsa, Okla.
4/23	W, 15-5	Oral Roberts	Fayetteville
4/25	L, 10-11	Alabama*	Tuscaloosa, Ala.
4/26	L, 2-13	Alabama*	Tuscaloosa, Ala.
4/29	L, 7-9 (10)	Wichita State	Wichita, Kan.
5/2	L, 8-13	LSU*	Fayetteville
5/3	L, 5-11	LSU*	Fayetteville
5/4	W, 16-1	LSU*	Fayetteville
5/9	W, 8-5	Mississippi State*	Fayetteville
5/10	L, 5-13	Mississippi State*	Fayetteville
5/11	L, 10-17	Mississippi State*	Fayetteville
5/14	L, 3-7	Auburn!	Columbus, Ga.

* - SEC Game

1 - SEC Tournament

1998 (38-21; 13-14 5th SEC West) Norm DeBrynn

Date	Result	Opponent	Location
2/11	W, 24-5	Missouri Southern	Fayetteville
2/14	W, 4-1	Texas-San Antonio	San Antonio, Texas
2/15	W, 10-5	Texas-San Antonio	San Antonio, Texas
2/18	W, 13-4	Pittsburg State	Fayetteville
2/20	W, 16-0	Eastern Illinois	Fayetteville
2/21	L, 4-5	Eastern Illinois	Fayetteville
2/22	W, 8-1	Eastern Illinois	Fayetteville
2/23	W, 20-2	Southwest Baptist	Fayetteville
2/24	L, 2-4	SMS	Fayetteville
2/27	W, 9-0	Tulane	New Orleans, La.
2/28	W, 6-5 (10)	LSU	New Orleans, La.
3/1	L, 6-13	New Orleans	New Orleans, La.
3/4	W, 9-6	Oklahoma City	Fayetteville
3/6	W, 11-1	South Carolina*	Fayetteville
3/8	W, 17-16	South Carolina*	Fayetteville
3/10	W, 9-1	Baylor	Fayetteville
3/13	W, 5-3	Vanderbilt*	Fayetteville
3/14	W, 10-4	Vanderbilt*	Fayetteville
3/15	L, 4-9	Vanderbilt*	Fayetteville
3/18	W, 12-7	Kansas	Lawrence, Kan.
3/20	L, 5-9	LSU*	Baton Rouge, La.
3/21	L, 3-6	LSU*	Baton Rouge, La.
3/22	L, 6-27	LSU*	Baton Rouge, La.
3/24	W, 4-2	Central Michigan	Fayetteville
3/25	W, 7-2	Central Michigan	Fayetteville
3/27	W, 12-10	Ole Miss*	Oxford, Miss.
3/28	W, 16-8	Ole Miss*	Oxford, Miss.
3/29	L, 10-13	Ole Miss*	Oxford, Miss.
3/31	W, 19-8	Louisiana Tech	Fayetteville
4/1	L, 3-7	Oklahoma State	Tulsa, Okla.
4/3	W, 11-8	Alabama*	Fayetteville
4/4	L, 1-9	Alabama*	Fayetteville
4/5	L, 3-5	Alabama*	Fayetteville
4/7	W, 5-3	Long Beach State	Fayetteville
4/8	W, 12-9	Long Beach State	Fayetteville
4/10	L, 2-11	Auburn*	Fayetteville
4/11	L, 5-6	Auburn*	Fayetteville
4/12	W, 4-2	Auburn*	Fayetteville
4/15	W, 19-7	Oral Roberts	Fayetteville
4/17	W, 11-8	Tennessee*	Knoxville, Tenn.
4/21	W, 11-2	Missouri Southern	Fayetteville
4/22	W, 8-5	Oral Roberts	Tulsa, Okla.
4/24	W, 17-1	Kentucky*	Lexington, Ky.
4/25	L, 5-15	Kentucky*	Lexington, Ky.
4/26	L, 3-4	Kentucky*	Lexington, Ky.
4/28	W, 16-5	Wichita State	Fayetteville
5/1	L, 6-7	Florida*	Fayetteville
5/2	L, 9-13	Florida*	Fayetteville
5/3	W, 4-3	Florida*	Fayetteville
5/8	W, 14-10 (10)	Mississippi St.*	Starkville, Miss.
5/9	L, 3-17	Mississippi St.*	Starkville, Miss.
5/10	W, 8-3	Mississippi St.*	Starkville, Miss.
5/13	W, 8-4	LSU!	Hoover, Ala.
5/14	W, 10-3	Mississippi State!	Hoover, Ala.
5/16	W, 7-3	Mississippi State!	Hoover, Ala.
5/17	L, 5-7	Auburn!	Hoover, Ala.
5/21	L, 4-8	Arizona State+	Wichita, Kan.
5/22	W, 3-2 (11)	Wichita State+	Wichita, Kan.
5/23	L, 0-2	Georgia Tech+	Wichita, Kan.

* - SEC Game

1 - SEC Tournament

+ - NCAA Midwest Regional



Cliff Lee was a fourth-round draft pick in 2000 by the Montreal Expos. The left-hander won the 2008 American League Cy Young Award with the Cleveland Indians and was a four-time All-Star for the Indians and the Philadelphia Phillies.

1999 (42-23; 22-8 SEC Champs) Norm DeBrynn

Date	Result	Opponent	Location
2/6	W, 7-6	Missouri Southern	Fayetteville
2/12	L, 2-6	La-Lafayette	Lafayette, La.
2/13	L, 6-8	Louisiana-Monroe	Lafayette, La.
2/14	L, 8-10	Dallas Baptist	Lafayette, La.
2/19	W, 12-2	Texas-San Antonio	Fayetteville
2/20	W, 10-4	Iowa State	Fayetteville
2/21	W, 5-3	Texas-San Antonio	Fayetteville
2/21	W, 18-7	Iowa State	Fayetteville
2/23	W, 10-8	Oklahoma City	Fayetteville
2/26	W, 8-3	Eastern Illinois	Fayetteville
2/27	W, 17-2	Eastern Illinois	Fayetteville
2/28	W, 10-3	Eastern Illinois	Fayetteville
3/2	L, 3-9	SMS	Springfield, Mo.
3/5	L, 4-5 (12)	Long Beach St.	Long Beach, Calif.
3/6	W, 11-4	Long Beach St.	Long Beach, Calif.
3/7	L, 0-8	Long Beach St.	Long Beach, Calif.
3/12	L, 4-11	Auburn*	Auburn, Ala.
3/13	W, 20-9	Auburn*	Auburn, Ala.
3/14	L, 12-13	Auburn*	Auburn, Ala.
3/16	W, 10-3	Louisiana Tech	Ruston, La.
3/17	W, 10-8	Louisiana-Monroe	Monroe, La.
3/19	W, 11-4	LSU*	Fayetteville
3/20	L, 4-10	LSU*	Fayetteville
3/21	W, 7-6	LSU*	Fayetteville
3/23	W, 7-6	Kansas	Fayetteville
3/24	L, 6-9	Kansas	Fayetteville
3/26	W, 10-6	Tennessee*	Fayetteville
3/27	W, 7-3	Tennessee*	Fayetteville
3/28	W, 13-12	Tennessee*	Fayetteville
3/31	W, 18-2	Centenary	Fayetteville
4/2	W, 8-1	Florida*	Gainesville, Fla.
4/3	W, 6-5	Florida*	Gainesville, Fla.
4/4	W, 10-5	Florida*	Gainesville, Fla.
4/6	L, 3-6	UCLA	Fayetteville
4/7	L, 4-5	UCLA	Fayetteville
4/9	W, 15-2	Kentucky*	Fayetteville
4/10	W, 10-1	Kentucky*	Fayetteville
4/11	W, 9-5	Kentucky*	Fayetteville
4/14	W, 15-6	Oral Roberts	Tulsa, Okla.
4/16	L, 5-6	Vanderbilt*	Nashville, Tenn.
4/17	W, 5-2	Vanderbilt*	Nashville, Tenn.
4/18	W, 10-7	Vanderbilt*	Nashville, Tenn.
4/21	L, 5-12	Oral Roberts	Fayetteville
4/23	L, 3-8	Alabama*	Tuscaloosa, Ala.
4/24	L, 8-15	Alabama*	Tuscaloosa, Ala.
4/25	L, 8-9	Alabama*	Tuscaloosa, Ala.
4/27	L, 4-5 (14)	Wichita State	Wichita, Kan.
4/30	W, 6-4	Mississippi State*	Fayetteville
5/1	W, 7-4	Mississippi State*	Fayetteville
5/2	W, 7-5	Mississippi State*	Fayetteville
5/7	W, 8-1	Ole Miss*	Fayetteville
5/8	W, 9-4	Ole Miss*	Fayetteville
5/9	W, 7-4	Ole Miss*	Fayetteville
5/14	W, 8-2	South Carolina*	Columbia, S.C.
5/15	L, 6-16	South Carolina*	Columbia, S.C.
5/16	W, 13-5	South Carolina*	Columbia, S.C.
5/19	W, 6-4	Kentucky!	Hoover, Ala.
5/20	L, 2-3 (11)	Auburn!	Hoover, Ala.
5/21	W, 9-8	LSU!	Hoover, Ala.
5/22	W, 9-5	Auburn!	Hoover, Ala.
5/22	W, 9-6	Auburn!	Hoover, Ala.
5/23	L, 3-9	Alabama!	Hoover, Ala.
5/28	W, 10-6	Delaware+	Fayetteville
5/29	L, 8-9 (10)	SMS+	Fayetteville
5/29	L, 4-12	Clemson+	Fayetteville

* - SEC Game

1 - SEC Tournament

+ - NCAA Fayetteville Regional

2000 (24-30; 8-20 6th SEC West) Norm DeBrynn

Date	Result	Opponent	Location
2/5	W, 18-5	Missouri Southern	Fayetteville
2/11	W, 4-3	Southeast Mo. St.	Fayetteville
2/12	W, 3-1	Southeast Mo. St.	Fayetteville
2/13	L, 7-8	Southeast Mo. St.	Fayetteville
2/18	W, 1-0	Washington St.	Arlington, Texas
2/19	L, 5-8	Texas-Arlington	Arlington, Texas
2/20	L, 2-13	Nebraska	Arlington, Texas
2/22	W, 7-3	Oklahoma City	Fayetteville
2/25	L, 8-9	Long Beach State	Fayetteville
2/26	L, 3-16	Long Beach State	Fayetteville
2/27	L, 6-8	Long Beach State	Fayetteville
2/29	W, 7-6 (10)	Centenary	Fayetteville
3/1	W, 21-9	Centenary	Fayetteville
3/4	W, 15-5	Miami (Ohio)	Fayetteville
3/5	W, 5-1	Miami (Ohio)	Fayetteville
3/7	W, 7-4	Saint Louis	Fayetteville
3/8	W, 14-4	Saint Louis	Fayetteville
3/10	W, 10-5	Tennessee*	Knoxville, Tenn.
3/11	W, 14-5	Tennessee*	Knoxville, Tenn.
3/12	L, 0-14	Tennessee*	Knoxville, Tenn.
3/14	L, 4-10	Nebraska	Fayetteville
3/15	L, 3-10	Nebraska	Fayetteville
3/17	L, 6-11	Auburn*	Fayetteville
3/18	L, 7-10	Auburn*	Fayetteville
3/19	L, 11-21	Auburn*	Fayetteville
3/21	W, 10-8	Oklahoma State	Stillwater, Okla.
3/22	W, 10-3	Kansas	Lawrence, Kan.
3/24	L, 7-8 (11)	Florida*	Fayetteville
3/25	L, 7-8 (10)	Florida*	Fayetteville
3/26	L, 4-7	Florida*	Fayetteville
3/28	L, 1-2	Oklahoma State	Fayetteville
3/31	L, 2-3	Mississippi St.*	Starkville, Miss.
4/7	L, 3-12	LSU*	Baton Rouge, La.
4/8	L, 5-12	LSU*	Baton Rouge, La.
4/9	L, 11-17	LSU*	Baton Rouge, La.
4/11	W, 5-4	Oral Roberts	Tulsa, Okla.
4/14	L, 5-6	Alabama*	Fayetteville
4/15	L, 7-8	Alabama*	Fayetteville
4/16	L, 8-9	Alabama*	Fayetteville
4/18	L, 4-8	Oral Roberts	Fayetteville
4/21	L, 2-10	Georgia*	Athens, Ga.
4/22	L, 8-14	Georgia*	Athens, Ga.
4/23	L, 5-15	Georgia*	Athens, Ga.
4/25	W, 15-14	Wichita State	Wichita, Kan.
4/28	L, 6-7	Kentucky*	Fayetteville
4/29	W, 12-10	Kentucky*	Fayetteville
4/30	W, 8-5	Kentucky*	Fayetteville
5/2	W, 7-2	SMS	Fayetteville
5/5	L, 2-8	South Carolina*	Fayetteville
5/6	W, 11-10	South Carolina*	Fayetteville
5/7	W, 9-3	South Carolina*	Fayetteville
5/12	W, 6-1	Ole Miss*	Oxford, Miss.
5/13	L, 5-12	Ole Miss*	Oxford, Miss.
5/14	W, 8-1	Ole Miss*	Oxford, Miss.

* - SEC Game

2001 (27-29; 11-19 6th SEC West) Norm DeBrynn

3/2	L, 0-6	Minnesota	Minneapolis, Minn.
3/3	W, 6-4	San Diego St.	Minneapolis, Minn.
3/4	L, 2-8	Miami (Fla.)	Minneapolis, Minn.
3/6	L, 1-4	Evansville	Fayetteville
3/7	W, 5-1	Evansville	Fayetteville
3/9	L, 5-16	South Carolina*	Columbia, S.C.
3/10	L, 4-7	South Carolina*	Columbia, S.C.
3/11	L, 3-9	South Carolina*	Columbia, S.C.
3/13	L, 0-5	Wichita State	Wichita, Kan.
3/16	W, 8-5	Georgia*	Fayetteville
3/17	W, 20-3	Georgia*	Fayetteville
3/18	L, 6-7	Georgia*	Fayetteville
3/20	W, 2-0	Kansas State	Shreveport, La.
3/20	L, 1-12	Louisiana Tech	Shreveport, La.
3/21	W, 5-0	Centenary	Shreveport, La.
3/23	L, 4-7	Florida*	Gainesville, Fla.
3/24	L, 4-8	Florida*	Gainesville, Fla.
3/25	L, 1-4	Florida*	Gainesville, Fla.
3/27	W, 6-5	Kansas	Fayetteville
3/30	W, 6-5	Mississippi State*	Fayetteville
3/31	L, 3-9	Mississippi State*	Fayetteville
4/1	L, 2-10	Mississippi State*	Fayetteville
4/3	L, 9-10	SMS	Springfield, Mo.
4/6	W, 3-2	Ole Miss*	Fayetteville
4/7	L, 6-11	Ole Miss*	Fayetteville
4/8	W, 10-3	Ole Miss*	Fayetteville
4/10	W, 5-4	Oklahoma	Norman, Okla.
4/13	L, 1-10	Auburn*	Auburn, Ala.
4/14	L, 4-11	Auburn*	Auburn, Ala.
4/15	L, 5-10	Auburn*	Auburn, Ala.
4/17	W, 4-2	Oral Roberts	Tulsa, Okla.
4/20	L, 7-8	Tennessee*	Knoxville, Tenn.
4/21	L, 3-6	Tennessee*	Knoxville, Tenn.
4/22	W, 14-1	Tennessee*	Knoxville, Tenn.
4/24	L, 5-6	Oklahoma State	Tulsa, Okla.
4/27	L, 4-5	Kentucky*	Lexington, Ky.
4/28	W, 16-11	Kentucky*	Lexington, Ky.
4/29	W, 9-5	Kentucky*	Lexington, Ky.
5/1	W, 10-0	Oral Roberts	Fayetteville
5/4	W, 8-1	LSU*	Fayetteville
5/5	W, 5-4	LSU*	Fayetteville
5/6	W, 4-3	LSU*	Fayetteville
5/11	L, 6-11	Alabama*	Tuscaloosa, Ala.
5/12	L, 9-10	Alabama*	Tuscaloosa, Ala.
5/13	L, 6-8	Alabama*	Tuscaloosa, Ala.

* - SEC Game

2002 (35-28; 13-14 5th SEC West) Norm DeBriyn

Date	Result	Opponent	Location
2/11	W, 13-1	Missouri Southern	Fayetteville
2/12	W, 5-4	Oklahoma City	Fayetteville
2/15	W, 18-1	Air Force	Arlington, Texas
2/16	L, 2-3	SMS	Arlington, Texas
2/17	W, 7-1	Texas-Arlington	Arlington, Texas
2/22	L, 1-7	Long Beach St.	Long Beach, Calif.
2/23	L, 0-4	Long Beach St.	Long Beach, Calif.
2/24	W, 5-3	Long Beach St.	Long Beach, Calif.
2/27	W, 7-1	Missouri Valley	Fayetteville
3/5	W, 10-1	SMS	Fayetteville
3/8	W, 5-2	McNeese State	Fayetteville
3/9	L, 9-14	McNeese State	Fayetteville
3/10	L, 1-4	McNeese State	Fayetteville
3/12	L, 1-7	Oklahoma	Norman, Okla.
3/15	L, 3-10	Georgia*	Athens, Ga.
3/16	L, 4-8	Georgia*	Athens, Ga.
3/17	W, 16-12 (10)	Georgia*	Athens, Ga.
3/19	W, 11-10	Missouri	Columbia, Mo.
3/20	W, 6-4	Saint Louis	St. Louis, Mo.
3/22	L, 5-9	Alabama*	Fayetteville
3/23	W, 10-0	Alabama*	Fayetteville
3/24	L, 1-4	Alabama*	Fayetteville
3/26	W, 16-4	Centenary	Fayetteville
3/27	W, 10-2	Centenary	Fayetteville
3/30	L, 3-4	Vanderbilt*	Nashville, Tenn.



Scott Hode hit .293 with seven home runs and a team-leading 53 RBIs to lead Arkansas to the College World Series in 2004.

4/3	W, 7-4	SMS	Springfield, Mo.
4/5	W, 7-4	South Carolina*	Fayetteville
4/6	W, 8-7 (15)	South Carolina*	Fayetteville
4/9	W, 9-6	Oklahoma	Fayetteville
4/12	L, 4-17	Mississippi St.*	Starkville, Miss.
4/13	W, 7-3	Mississippi St.*	Starkville, Miss.
4/14	L, 4-6	Mississippi St.*	Starkville, Miss.
4/16	W, 14-0	Oral Roberts	Tulsa, Okla.
4/17	W, 5-1	Pittsburg State	Fayetteville
4/19	L, 9-14	Tennessee*	Fayetteville
4/20	W, 7-6 (12)	Tennessee*	Fayetteville
4/21	W, 9-2	Tennessee*	Fayetteville
4/23	L, 2-3	Wichita State	Fayetteville
4/26	L, 0-3	LSU*	Baton Rouge, La.
4/27	L, 0-8	LSU*	Baton Rouge, La.
4/28	L, 5-13	LSU*	Baton Rouge, La.
4/30	W, 6-3	Oral Roberts	Fayetteville
5/1	L, 7-10	SMS	Fayetteville
5/3	W, 5-1	Kentucky*	Fayetteville
5/4	L, 2-5	Kentucky*	Fayetteville
5/5	L, 0-1	Kentucky*	Fayetteville
5/10	W, 5-4	Ole Miss*	Oxford, Miss.
5/11	W, 11-5	Ole Miss*	Oxford, Miss.
5/12	W, 10-8	Ole Miss*	Oxford, Miss.
5/14	L, 1-5	Southeast Mo. St.	Fayetteville
5/15	L, 4-5	Southeast Mo. St.	Fayetteville
5/17	W, 18-5	Auburn*	Fayetteville
5/18	L, 3-7	Auburn*	Fayetteville
5/19	W, 4-1	Auburn*	Fayetteville
5/22	L, 1-10	South Carolina!	Hoover, Ala.
5/23	W, 7-3	Auburn!	Hoover, Ala.
5/24	L, 1-4	South Carolina!	Hoover, Ala.
5/31	W, 8-5	Oklahoma*	Wichita, Kan.
6/1	W, 7-6	Oral Roberts*	Wichita, Kan.
6/2	W, 11-6	Oral Roberts*	Wichita, Kan.
6/7	W, 9-6	Clemson\$	Clemson, S.C.
6/8	L, 7-8	Clemson\$	Clemson, S.C.
6/9	L, 4-7	Clemson\$	Clemson, S.C.

* - SEC Game

! - SEC Tournament

+ - NCAA Wichita Regional

S - NCAA Clemson Super Regional

2003 (35-22; 14-16 6th SEC West) Dave Van Horn

Date	Result	Opponent	Location
2/11	W, 9-5	Creighton	Fayetteville
2/14	W, 5-1	Eastern Illinois	Fayetteville
2/15	W, 17-3	Eastern Illinois	Fayetteville
2/21	W, 8-1	Navy	Memphis, Tenn.
2/23	W, 10-9	Memphis	Memphis, Tenn.
3/1	W, 8-7 (11)	Illinois-Chicago	Fayetteville
3/1	W, 6-4	Illinois-Chicago	Fayetteville
3/2	W, 13-2	Illinois-Chicago	Fayetteville
3/4	W, 6-2	Western Michigan	Fayetteville
3/5	W, 4-3	Western Michigan	Fayetteville
3/7	L, 8-9	Kansas State	Manhattan, Kan.
3/9	W, 12-4	Kansas State	Fayetteville
3/10	W, 4-3	Kansas State	Fayetteville
3/10	W, 18-5	Kansas State	Fayetteville
3/11	W, 2-1	Kansas	Fayetteville
3/14	L, 2-7	South Carolina*	Columbia, S.C.
3/16	W, 2-1	South Carolina*	Columbia, S.C.
3/16	W, 4-1	South Carolina*	Columbia, S.C.
3/19	W, 14-9	Centenary	Shreveport, La.
3/19	W, 19-7	Louisiana Tech	Shreveport, La.
3/21	L, 3-4 (10)	Mississippi State*	Fayetteville
3/22	L, 3-8	Mississippi State*	Fayetteville
3/23	L, 1-5	Mississippi State*	Fayetteville
3/25	W, 5-4	SMS	Fayetteville
3/28	W, 9-2	Kentucky*	Lexington, Ky.
3/29	W, 2-1	Kentucky*	Lexington, Ky.
3/30	W, 10-9	Kentucky*	Lexington, Ky.
4/1	W, 9-3	Oral Roberts	Fayetteville
4/4	W, 9-4	Georgia*	Fayetteville



Dave Van Horn became the Razorbacks' fourth head coach since 1950 when he was hired prior to the 2003 season. Since taking the helm, Van Horn has led Arkansas to the College World Series in seven of his 20 seasons.

4/5	W, 14-3	Georgia*	Fayetteville
4/6	L, 4-10	Georgia*	Fayetteville
4/11	L, 4-6	Vanderbilt*	Fayetteville
4/12	W, 17-7	Vanderbilt*	Fayetteville
4/13	W, 8-5	Vanderbilt*	Fayetteville
4/15	W, 8-2	Oral Roberts	Tulsa, Okla.
4/18	W, 9-7	Auburn*	Auburn, Ala.
4/19	W, 11-6	Auburn*	Auburn, Ala.
4/20	L, 2-5	Auburn*	Auburn, Ala.
4/22	L, 5-6 (10)	Wichita State	Wichita, Kan.
4/25	L, 2-10	Alabama*	Tuscaloosa, Ala.
4/26	L, 3-6	Alabama*	Tuscaloosa, Ala.
4/27	L, 2-14	Alabama*	Tuscaloosa, Ala.
4/29	W, 7-3	Missouri Southern	Fayetteville
5/2	L, 2-5	Ole Miss*	Fayetteville
5/3	W, 7-6	Ole Miss*	Fayetteville
5/4	W, 6-3	Ole Miss*	Fayetteville
5/9	L, 0-1 (12)	Tennessee*	Knoxville, Tenn.
5/10	L, 1-8	Tennessee*	Knoxville, Tenn.
5/11	L, 3-4 (11)	Tennessee*	Knoxville, Tenn.
5/16	L, 3-11	LSU*	Fayetteville
5/17	W, 6-5 (10)	LSU*	Fayetteville
5/18	L, 2-6	LSU*	Fayetteville
5/22	L, 4-5	LSU!	Hoover, Ala.
5/23	L, 7-8 (11)	Ole Miss!	Hoover, Ala.
5/30	L, 2-3	Lamar+	Austin, Texas
5/31	W, 10-7	Bucknell+	Austin, Texas
5/31	L, 6-7 (11)	Lamar+	Austin, Texas

* - SEC Game

! - SEC Tournament

+ - NCAA Austin Regional

2004 (45-24; 19-11 SEC Champs) Dave Van Horn

Date	Result	Opponent	Location
2/13	W, 2-0	Louisiana Tech	Fayetteville
2/14	W, 22-2	Louisiana Tech	Fayetteville
2/15	W, 13-2	Louisiana Tech	Fayetteville
2/20	W, 14-7	St. John's	Fayetteville
2/21	W, 6-5	St. John's	Fayetteville
2/22	W, 14-3	St. John's	Fayetteville
2/24	W, 7-1	McNeese State	Fayetteville
2/25	W, 7-2	McNeese State	Fayetteville
2/27	L, 1-3	New Mexico	College Station, Texas
2/27	L, 5-7	Texas A&M	College Station, Texas
2/28	W, 13-3	New Mexico	College Station, Texas
2/28	W, 6-4	Texas A&M	College Station, Texas
2/29	L, 7-9	Texas A&M	College Station, Texas
2/29	W, 5-2	New Mexico	College Station, Texas
3/6	L, 1-4	Texas-Pan Am	Edinburg, Texas
3/7	L, 4-11	Texas-Pan Am	Edinburg, Texas
3/12	W, 4-3	Illinois-Chicago	Fayetteville
3/14	L, 1-9	Illinois-Chicago	Fayetteville
3/16	W, 10-9	Centenary	Fayetteville
3/17	W, 15-3	Centenary	Fayetteville
3/19	L, 1-11	Florida*	Gainesville, Fla.
3/20	W, 8-2	Florida*	Gainesville, Fla.
3/21	L, 6-7 (10)	Florida*	Gainesville, Fla.
3/26	W, 5-3	South Carolina*	Fayetteville
3/27	W, 5-4	South Carolina*	Fayetteville
3/28	L, 2-10	South Carolina*	Fayetteville
3/30	W, 10-4	Wichita State	Fayetteville
4/2	L, 3-6	Alabama*	Fayetteville
4/3	W, 7-2	Alabama*	Fayetteville
4/4	W, 11-6	Alabama*	Fayetteville
4/6	L, 5-6 (16)	SMS	Fayetteville
4/9	W, 11-8	LSU*	Baton Rouge, La.
4/10	W, 11-10	LSU*	Baton Rouge, La.
4/11	W, 7-5	LSU*	Baton Rouge, La.
4/13	L, 4-6	Oral Roberts	Fayetteville
4/16	W, 6-3	Vanderbilt*	Nashville, Tenn.
4/17	W, 9-4	Vanderbilt*	Nashville, Tenn.
4/18	L, 8-14	Vanderbilt*	Nashville, Tenn.
4/20	W, 5-2	Oklahoma State	Fayetteville
4/23	W, 9-4	Kentucky*	Fayetteville

4/24	W, 5-4	Kentucky*	Fayetteville
4/25	W, 11-10	Kentucky*	Fayetteville
4/27	W, 8-4	Oral Roberts	Tulsa, Okla.
4/30	L, 3-9	Tennessee*	Fayetteville
5/1	W, 4-1	Tennessee*	Fayetteville
5/2	W, 5-3	Tennessee*	Fayetteville
5/7	L, 0-1	Ole Miss*	Oxford, Miss.
5/8	W, 3-1	Ole Miss*	Oxford, Miss.
5/9	L, 3-5	Ole Miss*	Oxford, Miss.
5/11	W, 13-2	Texas-Pan American	Fayetteville
5/15	L, 2-3	Mississippi State*	Starkville, Miss.
5/16	L, 4-5	Mississippi State*	Starkville, Miss.
5/16	W, 4-2	Mississippi State*	Starkville, Miss.
5/21	W, 9-7	Auburn*	Fayetteville
5/22	L, 4-7	Auburn*	Fayetteville
5/23	W, 15-3	Auburn*	Fayetteville
5/26	L, 6-8	Tennessee!	Hoover, Ala.
5/27	W, 4-3	Ole Miss!	Hoover, Ala.
5/28	W, 4-1	Tennessee!	Hoover, Ala.
5/29	L, 2-3	South Carolina!	Hoover, Ala.
6/4	W, 4-1	Le Moyne+	Fayetteville
6/5	L, 1-4	Wichita State+	Fayetteville
6/5	W, 10-7	Missouri+	Fayetteville
6/6	W, 11-9	Wichita State+	Fayetteville
6/6	W, 4-3	Wichita State+	Fayetteville
6/11	W, 7-5	Florida State\$	Fayetteville
6/12	W, 4-2	Florida State\$	Fayetteville
6/18	L, 2-13	Texas#	Omaha, Neb.
6/19	L, 2-7	Arizona#	Omaha, Neb.

* - SEC Game

! - SEC Tournament

+ - NCAA Fayetteville Regional

S - NCAA Fayetteville Super Regional

- College World Series

2005 (39-22; 13-17 T-5th SEC West) Dave Van Horn

Date	Result	Opponent	Location
2/11	W, 13-3	Dallas Baptist	Dallas, Texas
2/12	W, 8-1	Dallas Baptist	Arlington, Texas
2/13	W, 2-1	Texas-Arlington	Arlington, Texas
2/13	W, 4-1 (12)	Texas-Arlington	Arlington, Texas
2/18	W, 5-2	Louisiana Tech	Ruston, La.
2/19	L, 8-10	Louisiana Tech	Ruston, La.
2/20	W, 9-4	Louisiana Tech	Ruston, La.
2/25	W, 5-4	Minnesota	Fayetteville
2/26	W, 12-3	Minnesota	Fayetteville
2/27	W, 4-3	Minnesota	Fayetteville
3/3	W, 7-4	Illinois-Chicago	Fayetteville
3/5	W, 15-4	Illinois-Chicago	Fayetteville
3/6	W, 9-2	Illinois-Chicago	Fayetteville
3/8	W, 11-7	Oklahoma State	Stillwater, Okla.
3/11	W, 17-2	Eastern Illinois	Fayetteville
3/12	W, 12-1	Eastern Illinois	Fayetteville
3/13	W, 6-0	Eastern Illinois	Fayetteville
3/18	W, 9-1	South Carolina*	Columbia, S.C.
3/19	L, 3-12	South Carolina*	Columbia, S.C.
3/20	W, 5-3	South Carolina*	Columbia, S.C.
3/22	W, 10-1	Centenary	Shreveport, La.
3/23	W, 14-1	Centenary	Shreveport, La.
3/25	L, 3-5	Mississippi State*	Fayetteville
3/26	L, 4-13	Mississippi State*	Fayetteville
3/27	W, 10-5	Mississippi State*	Fayetteville
4/1	L, 1-5	Auburn*	Auburn, Ala.
4/2	L, 7-8	Auburn*	Auburn, Ala.
4/3	W, 8-6	Auburn*	Auburn, Ala.
4/5	W, 9-3	Northern Colorado	Fayetteville
4/6	W, 7-4	Northern Colorado	Fayetteville
4/8	W, 6-5	Vanderbilt*	Fayetteville
4/9	W, 5-4 (10)	Vanderbilt*	Fayetteville
4/10	W, 3-0	Vanderbilt*	Fayetteville
4/12	W, 15-8	Oral Roberts	Tulsa, Okla.
4/13	W, 14-5	SMS	Fayetteville
4/15	W, 4-1	Tennessee*	Knoxville, Tenn.
4/16	L, 2-8	Tennessee*	Knoxville, Tenn.



|| ALL-TIME RESULTS

4/17	L, 3-4	Tennessee*	Knoxville, Tenn.
4/19	W, 9-4	SMS	Springfield, Mo.
4/22	L, 7-10	LSU*	Fayetteville
4/23	L, 0-7	LSU*	Fayetteville
4/24	L, 0-6	LSU*	Fayetteville
4/26	W, 5-2	Oral Roberts	Fayetteville
4/30	W, 8-5	Kentucky*	Lexington, Ky.
4/30	L, 8-11	Kentucky*	Lexington, Ky.
5/1	L, 1-7	Kentucky*	Lexington, Ky.
5/6	W, 4-1	Florida*	Fayetteville
5/7	W, 3-2 (10)	Florida*	Fayetteville
5/8	L, 10-11	Florida*	Fayetteville
5/13	W, 5-4	Alabama*	Tuscaloosa, Ala.
5/14	L, 2-5	Alabama*	Tuscaloosa, Ala.
5/15	W, 3-2	Alabama*	Tuscaloosa, Ala.
5/20	L, 3-5	Ole Miss*	Fayetteville
5/21	L, 2-10	Ole Miss*	Fayetteville
5/22	L, 1-9	Ole Miss*	Fayetteville
5/25	L, 8-9	Florida!	Hoover, Ala.
5/26	L, 4-5	Alabama!	Hoover, Ala.
6/3	W, 9-5	Miami (Ohio)+	Austin, Texas
6/4	W, 9-2	Texas+	Austin, Texas
6/5	L, 8-19	Texas+	Austin, Texas
6/6	L, 2-5	Texas+	Austin, Texas

* - SEC Game

! - SEC Tournament

+- NCAA Austin Regional

2006 (39-21; 18-12 2nd SEC West) Dave Van Horn

Date	Result	Opponent	Location
2/10	W, 4-1	George Mason^	Mobile, Ala.
2/11	W, 3-0	Oklahoma State^	Mobile, Ala.
2/12	W, 8-7	South Alabama^	Mobile, Ala.
2/17	W, 5-2	TCU%	Edinburg, Texas
2/18	W, 15-7	SF Austin%	Edinburg, Texas
2/19	W, 13-2	Texas-Pan Am%	Edinburg, Texas
2/24	W, 10-9	Louisiana Tech	Fayetteville
2/24	W, 13-2	Louisiana Tech	Fayetteville
2/25	W, 10-2	Louisiana Tech	Fayetteville
2/28	L, 2-5	Washington\$	Honolulu, Hawaii
3/1	W, 12-4	Texas-Arlington\$	Honolulu
3/2	W, 5-1	Hawaii\$	Honolulu
3/3	W, 5-3	Texas-Arlington\$	Honolulu
3/4	W, 7-1	Texas-Arlington\$	Honolulu
3/10	W, 6-5	Cal State Northridge	Fayetteville
3/11	W, 8-1	Cal State Northridge	Fayetteville
3/12	W, 8-6	Cal State Northridge	Fayetteville
3/17	L, 3-6	Florida*	Gainesville, Fla.
3/18	W, 4-2	Florida*	Gainesville, Fla.
3/19	L, 7-8	Florida*	Gainesville, Fla.
3/21	W, 10-2	Centenary	Fayetteville
3/22	W, 8-5	Centenary	Fayetteville
3/24	L, 0-2	Georgia*	Fayetteville
3/25	L, 7-8	Georgia*	Fayetteville
3/26	W, 5-4 (10)	Georgia*	Fayetteville
3/28	W, 4-3 (11)	Wichita State	Wichita, Kan.
3/31	W, 6-1	Tennessee*	Fayetteville
4/1	L, 6-11	Tennessee*	Fayetteville
4/2	W, 13-11	Tennessee*	Fayetteville
4/4	L, 5-10	Missouri State	Fayetteville
4/7	L, 1-7	Vanderbilt*	Nashville, Tenn.
4/8	W, 5-3	Vanderbilt*	Nashville, Tenn.
4/9	W, 4-3	Vanderbilt*	Nashville, Tenn.
4/11	L, 2-4	Missouri State	Springfield, Mo.
4/14	W, 10-9	Kentucky*	Fayetteville
4/15	W, 10-6	Kentucky*	Fayetteville
4/16	L, 5-7	Kentucky*	Fayetteville
4/18	W, 2-1	Northern Colorado	Fayetteville
4/19	L, 2-4	Northern Colorado	Fayetteville
4/22	W, 6-2	Mississippi State*	Starkville, Miss.
4/22	L, 8-9	Mississippi State*	Starkville, Miss.
4/23	W, 6-4	Mississippi State*	Starkville, Miss.
4/28	L, 6-7	LSU*	Baton Rouge, La.
4/29	W, 4-2	LSU*	Baton Rouge, La.



In three years at Arkansas, Nick Schmidt went 22-8 with a 2.83 ERA. The southpaw was selected by the San Diego Padres with the No. 23 overall pick in the 2007 MLB Draft.

4/30	L, 5-7	LSU*	Baton Rouge, La.
5/2	L, 4-5	Oral Roberts	Tulsa, Okla.
5/5	W, 4-3 (11)	Alabama*	Fayetteville
5/6	W, 13-6	Alabama*	Fayetteville
5/7	W, 5-3	Alabama*	Fayetteville
5/12	W, 12-3	Ole Miss*	Oxford, Miss.
5/13	L, 3-7	Ole Miss*	Oxford, Miss.
5/14	L, 4-5	Ole Miss*	Oxford, Miss.
5/18	W, 6-3	Auburn*	Fayetteville
5/19	W, 10-5	Auburn*	Fayetteville
5/20	W, 11-2	Auburn*	Fayetteville
5/24	L, 4-9	Ole Miss!	Hoover, Ala.
5/25	L, 3-4	Alabama!	Hoover, Ala.
6/2	L, 3-4 (11)	Oral Roberts+	Fayetteville
6/3	W, 6-2	Princeton+	Fayetteville
6/4	L, 5-6	Oklahoma State+	Fayetteville

^ - Jaguar Invitational

% - Al Oglethorpe Classic

\$ - Rainbow Baseball Tournament

* - SEC Game

! - SEC Tournament

+- NCAA Fayetteville Regional

2007 (43-21; 18-12 1st SEC West) Dave Van Horn

Date	Result	Opponent	Location
2/2	W, 4-2	Louisiana Tech	Ruston, La.
2/3	L, 2-9	Louisiana Tech	Ruston, La.
2/4	W, 6-2	Louisiana Tech	Ruston, La.
2/9	W, 13-1	Troy	Troy, Ala.
2/10	L, 8-13	Troy	Troy, Ala.
2/11	W, 16-2	Troy	Troy, Ala.
2/18	W, 8-3	Wisc.-Milwaukee	Fayetteville
2/18	W, 28-2	Wisc.-Milwaukee	Fayetteville
2/19	W, 8-1	Wisc.-Milwaukee	Fayetteville
2/23	W, 12-1	Illinois State	Fayetteville
2/24	L, 10-12	Illinois State	Fayetteville
2/25	W, 9-8 (10)	Illinois State	Fayetteville
3/2	L, 4-5	Ole Miss*	Minneapolis, Minn.
3/4	W, 5-1	Minnesota*	Minneapolis, Minn.
3/4	L, 5-10	Minnesota*	Minneapolis, Minn.
3/9	W, 8-7	Kansas	Fayetteville
3/10	W, 4-0	Kansas	Fayetteville
3/11	W, 5-2	Kansas	Fayetteville
3/13	W, 10-2	Oral Roberts	Fayetteville
3/16	W, 10-2	Kentucky*	Lexington, Ky.
3/17	L, 5-7	Kentucky*	Lexington, Ky.
3/18	W, 14-5	Kentucky*	Lexington, Ky.
3/21	W, 16-14	Centenary	Shreveport, La.
3/23	W, 8-7 (10)	Vanderbilt	Fayetteville
3/24	L, 3-6	Vanderbilt	Fayetteville
3/25	W, 8-3	Vanderbilt	Fayetteville
3/27	L, 3-5	Oral Roberts	Tulsa, Okla.
3/30	W, 6-2	Tennessee*	Knoxville, Tenn.
3/31	W, 4-3	Tennessee*	Knoxville, Tenn.
4/1	W, 11-7	Tennessee*	Knoxville, Tenn.
4/3	W, 14-6	Northern Colorado	Fayetteville
4/4	W, 9-7	Northern Colorado	Fayetteville
4/6	L, 9-11	Mississippi State*	Fayetteville
4/7	L, 1-2	Mississippi State*	Fayetteville
4/8	W, 9-3	Mississippi State*	Fayetteville
4/11	W, 2-0	Missouri State	Fayetteville
4/14	W, 14-3	Florida*	Fayetteville
4/14	W, 7-1	Florida*	Fayetteville
4/15	W, 10-7	Florida*	Fayetteville
4/18	W, 16-2	Missouri State	Springfield, Mo.
4/20	L, 1-6	Georgia*	Athens, Ga.
4/21	W, 7-6 (10)	Georgia*	Athens, Ga.
4/22	W, 9-3	Georgia*	Athens, Ga.
4/25	W, 10-2	Wichita State	Fayetteville
4/27	W, 12-1	Auburn*	Auburn, Ala.
4/28	L, 9-11	Auburn*	Auburn, Ala.
4/29	W, 8-1	Auburn*	Auburn, Ala.
5/4	L, 5-6	LSU*	Fayetteville
5/5	W, 5-0	LSU*	Fayetteville



Jess Todd was an integral part of Arkansas' stellar pitching staff in 2007. He was one of three Razorback pitchers to be drafted in the first two rounds of the MLB Draft.

5/6	L, 3-5	LSU*	Fayetteville
5/11	L, 0-10	Alabama*	Tuscaloosa, Ala.
5/12	W, 12-5	Alabama*	Tuscaloosa, Ala.
5/13	L, 5-9	Alabama*	Tuscaloosa, Ala.
5/17	L, 4-5	Ole Miss*	Fayetteville
5/18	W, 4-3 (10)	Ole Miss*	Fayetteville
5/19	L, 0-5	Ole Miss*	Fayetteville
5/23	W, 6-0	Alabama!	Hoover, Ala.
5/24	W, 6-0	South Carolina!	Hoover, Ala.
5/26	W, 3-2	South Carolina!	Hoover, Ala.
5/27	L, 4-7	Vanderbilt!	Hoover, Ala.
6/1	W, 9-0	Albany+	Fayetteville
6/2	L, 3-14	Oklahoma State+	Fayetteville
6/3	W, 6-0	Creighton+	Fayetteville
6/3	L, 6-7	Oklahoma State+	Fayetteville

^ - Dairy Queen Classic

* - SEC Game

! - SEC Tournament

+- NCAA Fayetteville Regional

2008 (34-24; 14-15 4th SEC West) Dave Van Horn

Date	Result	Opponent	Location
2/22	W, 9-4	Wright State	Fayetteville
2/23	W, 5-4	Wright State	Fayetteville
2/24	W, 7-3	Wright State	Fayetteville
2/27	W, 2-1	Kansas	Fayetteville
2/29	W, 9-8	La Tech*	College Station, Texas
3/1	L, 7-15	Texas A&M*	College Station, Texas
3/2	W, 8-6	Ohio State*	College Station, Texas
3/5	W, 13-1	South Dakota State	Fayetteville
3/5	W, 20-4	South Dakota State	Fayetteville
3/7	W, 14-5	Siena	Fayetteville
3/8	W, 17-2	Siena	Fayetteville
3/9	W, 10-4	Siena	Fayetteville
3/11	L, 5-6	Arizona State	Tempe, Ariz.
3/12	L, 4-7	Arizona State	Tempe, Ariz.
3/14	W, 5-1	Georgia*	Fayetteville
3/15	L, 11-15	Georgia*	Fayetteville
3/16	L, 1-13	Georgia*	Fayetteville
3/18	L, 2-6	Nebraska	Lincoln, Neb.
3/19	W, 9-4	Nebraska	Lincoln, Neb.
3/21	L, 7-8 (11)	LSU*	Baton Rouge, La.
3/22	W, 14-13 (10)	LSU*	Baton Rouge, La.
3/23	L, 2-4	LSU*	Baton Rouge, La.
3/25	W, 9-0	Centenary	Fayetteville
3/26	L, 1-5	Centenary	Fayetteville
3/29	L, 5-6 (12)	Vanderbilt*	Nashville, Tenn.
3/30	L, 2-6	Vanderbilt*	Nashville, Tenn.
4/1	W, 7-6 (10)	Missouri State	Springfield, Mo.
4/4	L, 2-5	Auburn*	Fayetteville
4/5	W, 5-4	Auburn*	Fayetteville
4/6	L, 10-12 (10)	Auburn*	Fayetteville
4/8	L, 4-9	Oral Roberts	Fayetteville
4/11	W, 2-1	Florida*	Gainesville, Fla.
4/12	L, 1-6	Florida*	Gainesville, Fla.
4/13	W, 10-4	Florida*	Gainesville, Fla.
4/15	L, 2-12	Oral Roberts	Tulsa, Okla.
4/16	W, 9-1	Alcorn State	Fayetteville
4/18	W, 5-4	Tennessee*	Fayetteville
4/19	W, 5-4 (10)	Tennessee*	Fayetteville
4/20	L, 6-7 (10)	Tennessee*	Fayetteville
4/22	W, 9-2	Northern Colorado	Fayetteville
4/23	W, 9-1	Northern Colorado	Fayetteville
4/25	L, 4-12	Ole Miss*	Oxford, Miss.
4/26	W, 13-11 (10)	Ole Miss*	Oxford, Miss.
4/27	W, 12-4	Ole Miss*	Oxford, Miss.
4/30	W, 14-6	Missouri State	Fayetteville
5/2	L, 7-11	Alabama*	Fayetteville
5/3	L, 6-11	Alabama*	Fayetteville
5/4	W, 5-4	Alabama*	Fayetteville
5/9	W, 12-11	South Carolina*	Fayetteville
5/10	W, 6-3	South Carolina*	Fayetteville
5/11	W, 4-2	South Carolina*	Fayetteville
5/12	W, 12-3	Mississippi Valley St	Fayetteville

5/15	L, 5-6	Mississippi State*	Starkville, Miss.
5/16	L, 5-6	Mississippi State*	Starkville, Miss.
5/17	W, 15-10	Mississippi State*	Starkville, Miss.
5/19	W, 12-6	Western Illinois	Fayetteville
5/30	L, 3-4	Pepperdine+	Palo Alto, Calif.
5/31	L, 1-5	Stanford+	Palo Alto, Calif.

^ - Dominos Pizza Classic

* - SEC Game

+- NCAA Stanford Regional

2009 (41-24; 14-15 4th SEC West) Dave Van Horn

Date	Result	Opponent	Location
2/20	W, 4-2	Washington State	Fayetteville
2/20	W, 7-5 (10)	Washington State	Fayetteville
2/22	W, 4-3	Washington State	Fayetteville
2/24	L, 3-9	Kansas	Fayetteville
2/25	W, 9-8 (10)	Kansas	Fayetteville
2/27	W, 8-7 (10)	Western Illinois	Fayetteville
3/3	W, 7-3	Valparaiso	Fayetteville
3/6	W, 5-4 (10)	California	Fayetteville
3/7	L, 6-12	California	Fayetteville
3/8	W, 13-3	California	Fayetteville
3/10	L, 3-8	Centenary	Shreveport, La.
3/13	W, 11-4	Florida*	Fayetteville
3/14	W, 8-4	Florida*	Fayetteville
3/15	W, 4-2	Florida*	Fayetteville
3/17	W, 7-3	Nebraska	Fayetteville
3/18	L, 4-7	Nebraska	Fayetteville
3/20	W, 3-2	Auburn*	Auburn, Ala.
3/21	W, 10-6	Auburn*	Auburn, Ala.
3/22	W, 12-6	Auburn*	Auburn, Ala.
3/25	W, 10-0	Missouri State	Fayetteville
3/27	W, 20-9	Mississippi State*	Fayetteville
3/29	W, 5-1	Mississippi State*	Fayetteville
3/29	L, 4-12	Mississippi State*	Fayetteville
3/31	W, 2-0	Missouri State	Springfield, Mo.
4/3	W, 6-4	South Carolina*	Columbia, S.C.
4/4	L, 1-9	South Carolina*	Columbia, S.C.
4/5	W, 7-4	South Carolina*	Columbia, S.C.
4/7	W, 7-3	Arizona State	Fayetteville
4/8	W, 8-7	Arizona State	Fayetteville
4/10	L, 0-9	Vanderbilt*	Fayetteville
4/11	L, 6-13	Vanderbilt*	Fayetteville
4/14	L, 2-3	ULM	Fayetteville
4/15	W, 10-9 (10)	ULM	Fayetteville
4/17	L, 3-4	Georgia*	Athens, Ga.
4/18	L, 3-4	Georgia*	Athens, Ga.
4/19	W, 2-0	Georgia*	Athens, Ga.
4/21	W, 9-6	Oral Roberts	Tulsa, Okla.
4/24	W, 9-3	Tennessee*	Knoxville, Tenn.
4/25	L, 4-5	Tennessee*	Knoxville, Tenn.
4/26	W, 15-8	Tennessee*	Knoxville, Tenn.
4/28	W, 8-7 (10)	Oklahoma	Fayetteville
5/2	W, 11-4	LSU*	Fayetteville
5/2	L, 0-5	LSU*	Fayetteville
5/3	L, 3-4	LSU*	Fayetteville
5/8	L, 1-2	Alabama*	Tuscaloosa, Ala.
5/9	L, 6-8	Alabama*	Tuscaloosa, Ala.
5/10	L, 5-6	Alabama*	Tuscaloosa, Ala.
5/12	W, 3-2	Oral Roberts	Fayetteville
5/14	L, 5-7	Ole Miss*	Fayetteville
5/15	L, 3-9	Ole Miss*	Fayetteville
5/16	L, 3-16	Ole Miss*	Fayetteville
5/20	W, 8-5	Florida!	Hoover, Ala.
5/21	L, 1-2 (10)	Georgia!	Hoover, Ala.
5/22	W, 10-7	Florida!	Hoover, Ala.
5/23	L, 1-11 (7)	Vanderbilt!	Hoover, Ala.
5/29	W, 10-3	Washington St.+	Norman, Okla.
5/30	W, 17-6	Oklahoma+	Norman, Okla.
5/31	W, 11-0	Oklahoma+	Norman, Okla.
6/5	W, 7-2	Florida State\$	Tallahassee, Fla.
6/6	W, 9-8	Florida State\$	Tallahassee, Fla.
6/13	W, 10-6	Cal St. Fullerton#	Omaha, Neb.
6/15	L, 1-9	LSU#	Omaha, Neb.

6/17 W, 4-3 (12) Virginia# Omaha, Neb.
 6/19 L, 5-14 LSU# Omaha, Neb.
 * - SEC Game
 I - SEC Tournament
 + - NCAA Norman Regional
 S - NCAA Tallahassee Super Regional
 # - College World Series

2010 (43-21; 18-12 2nd SEC West) Dave Van Horn

Date	Result	Opponent	Location
2/19	W, 10-2	Ball State	Fayetteville
2/20	L, 2-5	Ball State	Fayetteville
2/21	W, 9-3	Ball State	Fayetteville
2/26	W, 10-1	Troy	Fayetteville
2/27	W, 10-8	Troy	Fayetteville
2/28	W, 7-6	Troy	Fayetteville
3/2	W, 15-3	Kansas	Fayetteville
3/5	W, 7-3	California	Berkeley, Calif.
3/6	W, 9-5	California	Berkeley, Calif.
3/7	L, 0-6	California	Berkeley, Calif.
3/9	L, 2-3	South Dakota State	Fayetteville
3/10	W, 21-2	South Dakota State	Fayetteville
3/12	W, 14-6	Wisc.-Milwaukee	Fayetteville
3/13	W, 7-0	Wisc.-Milwaukee	Fayetteville
3/14	W, 3-2 (10)	Wisc.-Milwaukee	Fayetteville
3/19	W, 6-3	LSU*	Baton Rouge, La.
3/20	L, 7-8	LSU*	Baton Rouge, La.
3/21	L, 1-5	LSU*	Baton Rouge, La.
3/23	W, 3-2	McNeese State	Lake Charles, La.
3/24	W, 7-6	McNeese State	Lake Charles, La.
3/26	W, 9-8	Alabama*	Fayetteville
3/27	W, 4-3	Alabama*	Fayetteville
3/28	W, 10-5	Alabama*	Fayetteville
3/30	W, 18-2	Centenary	Fayetteville
3/31	W, 9-4	Centenary	Fayetteville
4/2	L, 8-12	Kentucky*	Fayetteville
4/3	W, 10-1	Kentucky*	Fayetteville
4/4	W, 17-16	Kentucky*	Fayetteville
4/7	W, 32-8	Saint Louis	Fayetteville
4/9	W, 8-3	Mississippi State*	Starkville, Miss.
4/10	W, 8-5	Mississippi State*	Starkville, Miss.
4/11	W, 13-3	Mississippi State*	Starkville, Miss.
4/13	W, 4-3 (11)	New Mexico	Fayetteville
4/14	W, 5-4	New Mexico	Fayetteville
4/16	W, 10-2	Georgia*	Fayetteville
4/17	W, 10-2	Georgia*	Fayetteville
4/18	W, 13-5	Georgia*	Fayetteville
4/20	W, 9-5	Oral Roberts	Fayetteville
4/23	W, 8-3	Florida*	Gainesville, Fla.
4/24	L, 2-8	Florida*	Gainesville, Fla.
4/25	L, 1-2	Florida*	Gainesville, Fla.
4/28	W, 5-4	Missouri State	Fayetteville
4/30	W, 9-4	Auburn*	Fayetteville
5/1	L, 7-8	Auburn*	Fayetteville
5/2	L, 2-13	Auburn*	Fayetteville
5/7	W, 11-4	Ole Miss*	Oxford, Miss.
5/8	L, 2-3	Ole Miss*	Oxford, Miss.
5/9	W, 7-0	Ole Miss*	Oxford, Miss.
5/11	W, 5-4 (10)	La Tech%	N. Little Rock, Ark.
5/14	L, 2-3	South Carolina*	Fayetteville
5/15	L, 0-5	South Carolina*	Fayetteville
5/16	L, 3-5	South Carolina*	Fayetteville
5/18	L, 2-5	Oklahoma	Norman, Okla.
5/20	L, 3-4	Vanderbilt*	Nashville, Tenn.
5/21	W, 4-3	Vanderbilt*	Nashville, Tenn.
5/22	W, 7-5	Vanderbilt*	Nashville, Tenn.
5/26	L, 0-2	Vanderbilt!	Hoover, Ala.
5/27	L, 4-5	Florida!	Hoover, Ala.
6/4	W, 19-7	Grambling State+	Fayetteville
6/5	W, 6-4	Washington State+	Fayetteville
6/6	L, 7-10	Washington State+	Fayetteville
6/7	W, 7-2	Washington State+	Fayetteville
6/12	L, 6-7 (12)	Arizona State\$	Tempe, Ariz.
6/13	L, 5-7 (12)	Arizona State\$	Tempe, Ariz.

* - SEC Game
 % - Game played at Dickey-Stephens Park
 I - SEC Tournament
 + - NCAA Fayetteville Regional
 S - NCAA Tempe Super Regional

2011 (40-22; 15-15 1st SEC West) Dave Van Horn

Date	Result	Opponent	Location
2/18	W, 5-0	Delaware State	Fayetteville
2/19	W, 9-2	Delaware State	Fayetteville
2/20	W, 10-0	Delaware State	Fayetteville
2/25	W, 3-2	Utah	Fayetteville
2/26	W, 5-4	Utah	Fayetteville
2/27	W, 10-1	Utah	Fayetteville
3/1	L, 6-8	McNeese State	Fayetteville
3/2	W, 8-3	McNeese State	Fayetteville
3/4	W, 15-6	Wisc.-Milwaukee	Fayetteville
3/5	W, 13-9	Wisc.-Milwaukee	Fayetteville
3/6	W, 7-3	Wisc.-Milwaukee	Fayetteville
3/10	W, 12-4	San Diego St.	San Diego, Calif.
3/11	W, 11-6	San Diego St.	San Diego, Calif.
3/12	L, 2-3	San Diego St.	San Diego, Calif.
3/13	W, 5-2	San Diego St.	San Diego, Calif.
3/15	W, 4-2	Kansas	Fayetteville
3/18	W, 6-5 (11)	Auburn*	Auburn, Ala.

3/19	L, 5-9	Auburn*	Auburn, Ala.
3/20	L, 7-8	Auburn*	Auburn, Ala.
3/22	W, 7-2	Memphis%	N. Little Rock, Ark.
3/23	W, 7-3	Memphis	Memphis, Tenn.
3/25	W, 2-1	Vanderbilt*	Fayetteville
3/26	L, 1-4	Vanderbilt*	Fayetteville
3/27	L, 1-2	Vanderbilt*	Fayetteville
4/1	L, 3-5	Alabama*	Tuscaloosa, Ala.
4/2	L, 3-5	Alabama*	Tuscaloosa, Ala.
4/3	W, 4-3	Alabama*	Tuscaloosa, Ala.
4/6	W, 6-5	Texas State	Fayetteville
4/8	W, 2-0	LSU*	Fayetteville
4/9	W, 4-3	LSU*	Fayetteville
4/10	W, 5-4	LSU*	Fayetteville
4/12	W, 2-1	Missouri State	Springfield, Mo.
4/15	W, 6-5	Mississippi State*	Fayetteville
4/16	W, 6-1	Mississippi State*	Fayetteville
4/17	L, 3-5	Mississippi State*	Fayetteville
4/19	W, 6-5	Oral Roberts	Tulsa, Okla.
4/23	L, 2-3	Kentucky*	Lexington, Ky.
4/23	L, 1-3	Kentucky*	Lexington, Ky.
4/24	W, 5-1 (6)	Kentucky*	Lexington, Ky.
4/29	W, 10-4	Georgia*	Athens, Ga.
4/30	L, 0-3	Georgia*	Athens, Ga.
5/1	L, 5-6	Georgia*	Athens, Ga.
5/3	W, 10-0	Southeast Mo. St.	Fayetteville
5/4	L, 5-6	Southeast Mo. St.	Fayetteville
5/5	W, 4-3	Florida*	Fayetteville
5/6	W, 5-3	Florida*	Fayetteville
5/7	L, 3-5	Florida*	Fayetteville
5/13	W, 6-2	South Carolina*	Columbia, S.C.
5/14	L, 5-6	South Carolina*	Columbia, S.C.
5/15	L, 1-7	South Carolina*	Columbia, S.C.
5/17	W, 6-2	UT Martin	Fayetteville
5/19	L, 1-2	Ole Miss*	Fayetteville
5/21	W, 2-0	Ole Miss*	Fayetteville
5/21	W, 5-3	Ole Miss*	Fayetteville
5/25	L, 4-7	Alabama!	Hoover, Ala.
5/26	W, 7-2	Mississippi State!	Hoover, Ala.
5/27	W, 4-1	Alabama!	Hoover, Ala.
5/28	L, 2-3	Vanderbilt!	Hoover, Ala.
6/3	L, 2-3	Charlotte+	Tempe, Ariz.
6/4	W, 3-0	New Mexico+	Tempe, Ariz.
6/5	W, 11-3	Charlotte+	Tempe, Ariz.
6/5	L, 4-13	Arizona State+	Tempe, Ariz.

* - SEC Game
 % - Game played at Dickey-Stephens Park
 I - SEC Tournament
 + - NCAA Tempe Regional

2012 (46-22; 16-14 T-2nd SEC West) Dave Van Horn

Date	Result	Opponent	Location
2/17	W, 11-5	Villanova	Fayetteville
2/18	W, 13-1	Villanova	Fayetteville
2/19	W, 17-1	Villanova	Fayetteville
2/21	W, 8-7	Northwestern State	Fayetteville
2/22	W, 6-2	Northwestern State	Fayetteville
2/24	W, 7-3	Valparaiso	Fayetteville
2/25	W, 4-3	Valparaiso	Fayetteville
2/26	L, 9-10 (10)	Valparaiso	Fayetteville
2/28	W, 5-0	BYU	Fayetteville
2/29	W, 8-1	BYU	Fayetteville
3/2	W, 3-1	Texas Tech^	Houston, Texas
3/3	L, 1-4	Houston^	Houston, Texas
3/4	W, 7-3	Texas^	Houston, Texas
3/9	W, 4-0	Binghamton	Fayetteville
3/10	W, 5-3	Binghamton	Fayetteville
3/10	W, 6-0	Binghamton	Fayetteville
3/13	W, 1-0	Gonzaga	Fayetteville
3/14	W, 5-3	Gonzaga	Fayetteville
3/16	W, 4-3 (12)	Alabama*	Fayetteville
3/17	W, 8-4	Alabama*	Fayetteville
3/18	W, 7-4	Alabama*	Fayetteville
3/21	W, 10-2	Nevada	Fayetteville
3/23	L, 2-11	Mississippi St.*	Starkville, Miss.
3/24	W, 8-0	Mississippi St.*	Starkville, Miss.
3/25	W, 8-5 (11)	Mississippi St.*	Starkville, Miss.
3/30	L, 6-10	LSU*	Baton Rouge, La.
3/31	L, 1-2	LSU*	Baton Rouge, La.
4/1	L, 2-3 (11)	LSU*	Baton Rouge, La.
4/6	L, 2-4	Georgia*	Fayetteville
4/7	W, 8-3	Georgia*	Fayetteville
4/8	W, 8-0	Georgia*	Fayetteville
4/10	L, 0-4	Oklahoma	Norman, Okla.
4/13	W, 8-7	Kentucky*	Fayetteville
4/14	L, 4-5	Kentucky*	Fayetteville
4/14	L, 1-2	Kentucky*	Fayetteville
4/17	W, 8-3	Stephen F. Austin	Fayetteville
4/17	W, 4-3	Stephen F. Austin	Fayetteville
4/21	L, 2-8	Ole Miss*	Oxford, Miss.
4/21	L, 0-1	Ole Miss*	Oxford, Miss.
4/22	W, 11-3	Ole Miss*	Oxford, Miss.
4/24	W, 6-1	Oral Roberts	Fayetteville
4/27	L, 2-3	Florida*	Gainesville, Fla.
4/28	W, 5-1	Florida*	Gainesville, Fla.
4/29	W, 3-1 (10)	Florida*	Gainesville, Fla.
5/1	W, 6-3	Missouri	Fayetteville
5/2	W, 2-0	Missouri	Fayetteville
5/4	L, 6-8 (10)	South Carolina*	Fayetteville
5/5	W, 7-6	South Carolina*	Fayetteville
5/6	L, 7-10	South Carolina*	Fayetteville



Arkansas advanced to the College World Series for the seventh time in program history in 2012 after winning two of three games over No. 4 Baylor in the NCAA Waco Super Regional.

5/10	L, 2-3 (10)	Auburn*	Fayetteville
5/11	W, 5-4	Auburn*	Fayetteville
5/12	L, 5-12	Auburn*	Fayetteville
5/15	W, 6-5 (10)	La Tech%	N. Little Rock, Ark.
5/17	W, 8-0	Tennessee*	Knoxville, Tenn.
5/18	W, 10-3	Tennessee*	Knoxville, Tenn.
5/19	W, 8-2	Tennessee*	Knoxville, Tenn.
5/22	L, 1-9	Mississippi State!	Hoover, Ala.
5/23	L, 0-2	Ole Miss!	Hoover, Ala.
6/1	W, 5-4	Sam Houston St+	Houston, Texas
6/2	W, 1-0	Rice+	Houston, Texas
6/3	W, 5-1	Sam Houston St+	Houston, Texas
6/9	L, 1-8	Baylor\$	Waco, Texas
6/10	W, 5-4	Baylor\$	Waco, Texas
6/11	W, 1-0 (10)	Baylor\$	Waco, Texas
6/16	W, 8-1	Kent State#	Omaha, Neb.
6/18	W, 2-1	South Carolina#	Omaha, Neb.
6/21	L, 0-2	South Carolina#	Omaha, Neb.
6/22	L, 2-3	South Carolina#	Omaha, Neb.

^ - Houston College Classic
 * - SEC Game
 % - Game played at Dickey-Stephens Park
 I - SEC Tournament
 + - NCAA Houston Regional
 S - NCAA Waco Super Regional
 # - College World Series

2013 (39-22; 18-11 2nd SEC West) Dave Van Horn

Date	Result	Opponent	Location
2/15	W, 9-1	Western Illinois	Fayetteville
2/16	W, 7-2	Western Illinois	Fayetteville
2/17	L, 5-7	Western Illinois	Fayetteville
2/19	W, 14-0 (7)	New Orleans	Fayetteville
2/19	W, 3-0	New Orleans	Fayetteville
2/22	W, 10-4	Evansville	Fayetteville
2/23	W, 5-2	Evansville	Fayetteville
2/24	W, 10-2	Evansville	Fayetteville
2/28	L, 2-3	vs. Arizona State^	Surprise, Ariz.
3/1	L, 0-3	vs. Gonzaga^	Surprise, Ariz.
3/2	L, 1-3	vs. Arizona State^	Surprise, Ariz.
3/3	L, 3-4	vs. Pacific^	Surprise, Ariz.
3/7	W, 2-0	San Diego State	Fayetteville
3/8	W, 4-3	San Diego State	Fayetteville
3/9	W, 8-2	San Diego State	Fayetteville
3/9	W, 4-1	San Diego State	Fayetteville
3/12	W, 20-2	Alabama A&M	Fayetteville
3/13	W, 13-0	Alabama A&M	Fayetteville
3/15	L, 1-7	Ole Miss*	Fayetteville
3/16	W, 10-1	Ole Miss*	Fayetteville
3/17	L, 4-6 (13)	Ole Miss*	Fayetteville
3/22	W, 15-3	South Carolina*	Columbia, S.C.
3/23	W, 4-2	South Carolina*	Columbia, S.C.
3/24	W, 5-3 (11)	South Carolina*	Columbia, S.C.
3/26	W, 6-0	Miss. Valley St.	Fayetteville
3/27	W, 2-1	Miss. Valley St% N. Little Rock, Ark.	
3/29	W, 5-4	Mississippi St.*	Fayetteville
3/30	L, 1-4	Mississippi St.*	Fayetteville
3/31	W, 3-1	Mississippi St.*	Fayetteville
4/4	W, 3-1	at Alabama*	Tuscaloosa, Ala.
4/5	W, 6-0	at Alabama*	Tuscaloosa, Ala.
4/6	L, 0-5	at Alabama*	Tuscaloosa, Ala.
4/9	L, 0-3	New Mexico	Fayetteville
4/9	W, 4-3	New Mexico	Fayetteville
4/12	L, 2-6	LSU*	Fayetteville
4/13	W, 8-3	LSU*	Fayetteville
4/14	L, 3-5 (10)	LSU*	Fayetteville
4/16	L, 0-3	at Nebraska	Lincoln, Neb.
4/16	L, 2-4	at Nebraska	Lincoln, Neb.
4/19	L, 3-5	Texas A&M*	Fayetteville
4/20	W, 12-2	Texas A&M*	Fayetteville
4/21	W, 2-1	Texas A&M*	Fayetteville
4/26	W, 2-0	at Georgia*	Athens, Ga.
4/27	W, 2-1	at Georgia*	Athens, Ga.
4/30	W, 6-3	Missouri State	Fayetteville

5/3	W, 2-1	at Kentucky*	Lexington, Ky.
5/4	W, 5-3	at Kentucky*	Lexington, Ky.
5/4	L, 3-4	at Kentucky*	Lexington, Ky.
5/10	L, 3-8	Tennessee*	Fayetteville
5/11	W, 11-1	Tennessee*	Fayetteville
5/12	W, 10-2	Tennessee*	Fayetteville
5/16	L, 0-3	at Auburn*	Auburn, Ala.
5/17	W, 1-0	at Auburn*	Auburn, Ala.
5/18	L, 6-11	at Auburn*	Auburn, Ala.
5/22	W, 2-1 (10)	vs. Ole Miss!	Hoover, Ala.
5/23	W, 4-1	vs. LSU!	Hoover, Ala.
5/25	L, 1-3	vs. LSU!	Hoover, Ala.
5/31	L, 1-4	vs. Bryant+	Manhattan, Kan.
6/1	W, 1-0	vs. Wichita St+	Manhattan, Kan.
6/2	W, 12-3	vs. Bryant+	Manhattan, Kan.
6/2	L, 3-4	at Kansas St+	Manhattan, Kan.

^ - Coca-Cola Classic
 * - SEC Game
 % - Game played at Dickey-Stephens Park
 I - SEC Tournament
 + - NCAA Manhattan Regional

2014 (40-25; 16-14 4th SEC West) Dave Van Horn

Date	Result	Opponent	Location
2/14	W, 12-2	Appalachian St.	Fayetteville
2/15	W, 7-6	Appalachian St.	Fayetteville
2/16	W, 8-3	Appalachian St.	Fayetteville
2/21	W, 6-2	Eastern Illinois	Fayetteville
2/22	W, 8-3	Eastern Illinois	Fayetteville
2/23	W, 8-3	Eastern Illinois	Fayetteville
2/28	W, 12-1	South Alabama	Fayetteville
3/1	L, 3-2	South Alabama	Fayetteville
3/1	L, 1-5	South Alabama	Fayetteville
3/7	L, 1-2	vs. San Francisco^	Berkeley, Calif.
3/8	W, 4-0	vs. Tulane^	Berkeley, Calif.
3/9	L, 3-4	at California^	Berkeley, Calif.
3/9	L, 1-2	at California^	Berkeley, Calif.
3/14	L, 1-2	at Florida*	Gainesville, Fla.
3/15	L, 0-1	at Florida*	Gainesville, Fla.
3/16	W, 9-3	at Florida*	Gainesville, Fla.
3/18	W, 4-3	Grambling St.	Fayetteville</

A || ALL-TIME RESULTS



The Razorbacks won a thrilling game three in the NCAA Fayetteville Super Regional to advance to the 2015 College World Series - the school's eighth appearance in Omaha.

5/9	W, 3-2	Texas A&M*	Fayetteville
5/10	W, 7-3	Texas A&M*	Fayetteville
5/11	L, 5-6 (10)	Texas A&M*	Fayetteville
5/15	W, 9-4	at Missouri*	Columbia, Mo.
5/16	W, 4-0	at Missouri*	Columbia, Mo.
5/17	W, 7-5 (10)	at Missouri*	Columbia, Mo.
5/20	W, 4-0	vs. Texas A&M!	Hoover, Ala.
5/21	W, 2-1	vs. Ole Miss!	Hoover, Ala.
5/22	L, 2-7	vs. LSU!	Hoover, Ala.
5/23	W, 8-7	vs. Ole Miss!	Hoover, Ala.
5/24	L, 1-11	vs. LSU!	Hoover, Ala.
5/30	W, 3-2	vs. Liberty*	Charlottesville, Va.
5/31	L, 0-3	at Virginia*	Charlottesville, Va.
6/1	W, 10-0	vs. Bucknell*	Charlottesville, Va.
6/1	L, 2-9	at Virginia*	Charlottesville, Va.

^ - Cal Baseball Classic

* - SEC Game

% - Game played at Dickey-Stephens Park

! - SEC Tournament

+- NCAA Charlottesville Regional

2015 (40-25; 17-12 3rd SEC West) Dave Van Horn

Date	Result	Opponent	Location
2/13	W, 11-4	North Dakota	Fayetteville
2/14	W, 13-2	North Dakota	Fayetteville
2/14	W, 12-1	North Dakota	Fayetteville
2/20	L, 5-9	vs. UCF^	Mobile, Ala.
2/21	W, 7-0	at South Alabama^	Mobile, Ala.
2/22	L, 6-13	vs. Maryland^	Mobile, Ala.
3/2	W, 4-1	Eastern Illinois	Fayetteville
3/2	W, 8-1	Eastern Illinois	Fayetteville
3/3	W, 7-0	Eastern Illinois	Fayetteville
3/6	W, 2-1	Loyola Marymount	Fayetteville
3/7	W, 13-7	Loyola Marymount	Fayetteville
3/8	L, 0-9	Loyola Marymount	Fayetteville
3/10	L, 2-6	Gonzaga	Fayetteville
3/11	L, 5-15	Gonzaga	Fayetteville
3/14	L, 7-8	at Vanderbilt*	Nashville, Tenn.
3/14	L, 1-9	at Vanderbilt*	Nashville, Tenn.
3/15	L, 0-1	at Vanderbilt*	Nashville, Tenn.
3/17	W, 4-3	Southeast Mo. St.	Fayetteville
3/18	L, 11-12	Southeast Mo. St.	Fayetteville
3/19	W, 5-1	LSU*	Fayetteville
3/20	L, 3-16	LSU*	Fayetteville
3/21	L, 4-7	LSU*	Fayetteville
3/24	L, 4-5	vs. Memphis%	N. Little Rock, Ark.
3/25	W, 7-3	at Memphis	Memphis, Tenn.
3/26	W, 10-3	Ole Miss*	Fayetteville
3/27	L, 4-5	Ole Miss*	Fayetteville
3/28	W, 5-2	Ole Miss*	Fayetteville
3/31	L, 0-2	Missouri State	Fayetteville
4/3	W, 10-7	at Auburn*	Auburn, Ala.
4/4	L, 2-3	at Auburn*	Auburn, Ala.
4/5	W, 6-4	at Auburn*	Auburn, Ala.
4/7	W, 8-1	Miss. Valley St.	Fayetteville
4/8	W, 14-0	Miss. Valley St.	Fayetteville
4/10	W, 5-3	Kentucky*	Fayetteville
4/11	L, 4-16	Kentucky*	Fayetteville
4/12	W, 7-3	Kentucky*	Fayetteville
4/14	W, 8-2	Stephen F. Austin	Fayetteville
4/15	W, 15-3	Stephen F. Austin	Fayetteville
4/18	L, 6-13	at Texas A&M* College Station, Texas	
4/18	W, 9-8	at Texas A&M* College Station, Texas	
4/19	W, 8-2	at Texas A&M* College Station, Texas	
4/24	W, 7-6	Mississippi State*	Fayetteville
4/25	W, 6-1	Mississippi State*	Fayetteville
4/26	L, 1-2	Mississippi State*	Fayetteville
4/30	W, 5-1	at Alabama*	Hoover, Ala.
5/1	W, 8-4	at Alabama*	Hoover, Ala.
5/2	W, 4-0	at Alabama*	Hoover, Ala.
5/8	L, 4-5	Tennessee*	Fayetteville
5/10	W, 5-2	Tennessee*	Fayetteville
5/12	W, 6-2	at Creighton	Omaha, Neb.

5/14	L, 1-10	at Georgia*	Athens, Ga.
5/15	W, 9-0	at Georgia*	Athens, Ga.
5/16	W, 8-1	at Georgia*	Athens, Ga.
5/19	W, 2-1	vs. Tennessee!	Hoover, Ala.
5/20	W, 7-6	vs. Florida!	Hoover, Ala.
5/21	L, 5-10	vs. LSU!	Hoover, Ala.
5/22	L, 0-10	vs. Florida!	Hoover, Ala.
5/29	W, 8-6	vs. Oral Roberts+	Stillwater, Okla.
5/30	W, 7-5	at Oklahoma State+	Stillwater, Okla.
5/31	W, 4-3	vs. St. John's+	Stillwater, Okla.
6/5	W, 18-4	Missouri State\$	Fayetteville
6/6	L, 1-3	Missouri State\$	Fayetteville
6/7	W, 3-2	Missouri State\$	Fayetteville
6/13	L, 3-5	vs. Virginia#	Omaha, Neb.
6/15	L, 3-4	vs. Miami#	Omaha, Neb.

^ - South Alabama Tournament

* - SEC Game

% - Game played at Dickey-Stephens Park

! - SEC Tournament

+- NCAA Stillwater Regional

\$ - NCAA Fayetteville Super Regional

- College World Series

2016 (26-29; 7-23 7th SEC West) Dave Van Horn

Date	Result	Opponent	Location
2/19	W, 6-1	Central Michigan	Fayetteville
2/20	W, 4-3	Central Michigan	Fayetteville
2/21	W, 9-4 (8)	Central Michigan	Fayetteville
2/23	W, 21-4	Mississippi Valley St.	Fayetteville
2/24	W, 20-0	Mississippi Valley St.	Fayetteville
2/26	W, 5-2	vs. Rice^	Houston, Texas
2/27	W, 12-3	vs. Houston^	Houston, Texas
2/28	W, 10-6	vs. Texas Tech^	Houston, Texas
3/2	L, 2-3	Louisiana Tech	Fayetteville
3/4	W, 5-2	Eastern Illinois	Fayetteville
3/5	L, 8-10 (12)	Eastern Illinois	Fayetteville
3/6	W, 3-2	Eastern Illinois	Fayetteville
3/9	L, 10-15	Gonzaga	Fayetteville
3/11	W, 3-2 (10)	Western Illinois	Fayetteville
3/12	W, 9-3	Western Illinois	Fayetteville
3/13	W, 3-0	Western Illinois	Fayetteville
3/15	W, 14-4	Grambling State	Fayetteville
3/16	W, 3-2	Grambling State	Fayetteville
3/18	L, 6-10	at South Carolina*	Columbia, S.C.
3/19	L, 2-6	at South Carolina*	Columbia, S.C.
3/20	L, 6-8	at South Carolina*	Columbia, S.C.
3/25	W, 3-2	Auburn*	Fayetteville
3/26	W, 14-7	Auburn*	Fayetteville
3/27	W, 3-1	Auburn*	Fayetteville
3/29	L, 4-5	at Oklahoma State	Stillwater, Okla.
4/1	W, 7-6	Missouri*	Fayetteville
4/2	L, 5-8	Missouri*	Fayetteville
4/3	L, 1-10	Missouri*	Fayetteville
4/6	W, 12-4	at Memphis\$	Memphis, Tenn.
4/8	L, 3-7	at Ole Miss*	Oxford, Miss.
4/9	L, 9-14	at Ole Miss*	Oxford, Miss.
4/10	L, 7-8	at Ole Miss*	Oxford, Miss.
4/12	W, 3-1	ULM*	N. Little Rock, Ark.
4/14	L, 8-12	Florida*	Fayetteville
4/15	L, 2-9	Florida*	Fayetteville
4/16	L, 2-8	Florida*	Fayetteville
4/19	W, 6-2	Creighton	Fayetteville
4/22	W, 1-0 (10)	at Kentucky*	Lexington, Ky.
4/23	W, 2-0 (7)	at Kentucky*	Lexington, Ky.
4/23	L, 4-5 (7)	at Kentucky*	Lexington, Ky.
4/26	W, 7-6	Oklahoma State	Fayetteville
4/30	W, 9-5	Texas A&M*	Fayetteville
4/30	L, 8-11	Texas A&M*	Fayetteville
5/1	L, 2-6	Texas A&M*	Fayetteville
5/3	L, 6-14	at Missouri State	Springfield, Mo.
5/6	L, 4-5	at LSU*	Baton Rouge, La.
5/7	L, 9-10 (10)	at LSU*	Baton Rouge, La.
5/8	L, 1-7	at LSU*	Baton Rouge, La.

5/13	L, 6-8	Alabama*	Fayetteville
5/14	L, 4-10	Alabama*	Fayetteville
5/15	L, 4-7	Alabama*	Fayetteville
5/17	L, 2-8	Missouri State	Fayetteville
5/19	L, 0-7	at Mississippi State*	Starkville, Miss.
5/20	L, 1-5	at Mississippi State*	Starkville, Miss.
5/21	L, 4-9	at Mississippi State*	Starkville, Miss.

^ - Houston College Classic at Minute Maid Park

* - SEC Game

\$ - Game played at AutoZone Park

% - Game played at Dickey-Stephens Park

2017 (45-19; 18-11 2nd SEC West) Dave Van Horn

Date	Result	Opponent	Location
2/17	W, 7-0	Miami (Ohio)	Fayetteville
2/18	W, 5-1	Miami (Ohio)	Fayetteville
2/19	W, 11-1	Miami (Ohio)	Fayetteville
2/24	W, 11-8	Bryant	Fayetteville
2/25	W, 13-7	Bryant	Fayetteville
2/26	W, 16-6	Bryant	Fayetteville
2/28	L, 3-4	at Louisiana Tech	Ruston, La.
3/1	W, 13-10	at Louisiana Tech	Ruston, La.
3/3	L, 0-3	vs. Arizona^	Frisco, Texas
3/4	W, 15-5	vs. Nebraska^	Frisco, Texas
3/5	L, 3-8	vs. Oklahoma State^	Frisco, Texas
3/7	W, 12-3	ULM	Fayetteville
3/8	W, 11-2	ULM	Fayetteville
3/10	W, 5-2	Rhode Island	Fayetteville
3/10	W, 3-2	Rhode Island	Fayetteville
3/12	L, 0-3	Rhode Island	Fayetteville
3/14	W, 3-2	Alcorn State	Fayetteville
3/15	W, 11-3	Alcorn State	Fayetteville
3/17	W, 3-1	Mississippi State*	Fayetteville
3/18	W, 5-4	Mississippi State*	Fayetteville
3/19	W, 6-1	Mississippi State*	Fayetteville
3/22	W, 5-2	New Orleans	Fayetteville
3/24	W, 9-2	at Missouri*	Columbia, Mo.
3/25	L, 2-7	at Missouri*	Columbia, Mo.
3/26	W, 9-8	at Missouri*	Columbia, Mo.
3/29	Cancelled	Grambling State	Fayetteville
3/31	W, 7-1	at Alabama*	Tuscaloosa, Ala.
4/1	L, 1-7	at Alabama*	Tuscaloosa, Ala.
4/2	W, 8-5	at Alabama*	Tuscaloosa, Ala.
4/5	W, 11-2	Grand Canyon	Fayetteville
4/5	W, 6-1	Grand Canyon	Fayetteville
4/7	W, 9-3	LSU*	Fayetteville
4/8	L, 8-10	LSU*	Fayetteville
4/9	L, 0-2	LSU*	Fayetteville
4/11	W, 12-4	at Missouri State	Springfield, Mo.
4/13	W, 14-4	Georgia*	Fayetteville
4/14	W, 5-4 (10)	Georgia*	Fayetteville
4/15	W, 11-3	Georgia*	Fayetteville
4/18	W, 16-7	Memphis	Fayetteville
4/19	W, 2-0	Memphis\$	N. Little Rock, Ark.
4/21	L, 2-15	at Auburn*	Auburn, Ala.
4/22	W, 7-3	at Auburn*	Auburn, Ala.
4/23	L, 6-11	at Auburn*	Auburn, Ala.
4/25	W, 6-5	vs. Kansas State%	Kansas City, Mo.
4/27	L, 1-9	Ole Miss*	Fayetteville
4/28	L, 1-4	Ole Miss*	Fayetteville
4/28	W, 7-4	Ole Miss*	Fayetteville
5/4	L, 4-5	at Tennessee*	Knoxville, Tenn.
5/6	W, 2-0	at Tennessee*	Knoxville, Tenn.
5/12	W, 4-3	Vanderbilt*	Fayetteville
5/13	L, 2-6	Vanderbilt*	Fayetteville
5/14	W, 7-1	Vanderbilt*	Fayetteville
5/18	W, 6-4 (10)	Texas A&M*	College Station, Texas
5/19	L, 2-5	Texas A&M*	College Station, Texas
5/20	W, 8-0	Texas A&M*	College Station, Texas
5/25	L, 3-4	vs. Mississippi State&	Hoover, Ala.
5/25	W, 12-0 (7)	vs. Auburn&	Hoover, Ala.
5/26	W, 9-2	vs. Mississippi State&	Hoover, Ala.

5/27	W, 16-0 (7)	vs. Florida&	Hoover, Ala.
5/28	L, 2-4	vs. LSU&	Hoover, Ala.
6/2	W, 3-0	Oral Roberts#	Fayetteville
6/3	L, 4-5	Missouri State#	Fayetteville
6/4	W, 4-3	Oral Roberts#	Fayetteville
6/4	W, 11-10	Missouri State#	Fayetteville
6/5	L, 2-3	Missouri State#	Fayetteville

^ - Frisco College Classic at Dr. Pepper Ballpark

* - SEC Game

% - Game played at Kauffman Stadium

& - SEC Tournament

- NCAA Fayetteville Regional

2018 (48-21; 18-12 T-1st SEC West) Dave Van Horn

Date	Result	Opponent	Location
2/16	W, 14-2	Bucknell	Fayetteville
2/17	W, 32-4	Bucknell	Fayetteville
2/18	W, 3-1	Bucknell	Fayetteville
2/21	W, 1-0	vs. Arizona@	San Diego, Calif.
2/23	L, 4-3	vs. Cal Poly^	San Diego, Calif.
2/24	W, 5-2	at San Diego State^	San Diego, Calif.
2/25	L, 7-6	at San Diego^	San Diego, Calif.
2/28	W, 18-1	Dayton	Fayetteville
3/1	W, 11-0	Dayton	Fayetteville
3/2	W, 4-0	USC	Fayetteville
3/3	L, 3-1	USC	Fayetteville
3/4	W, 7-6 (8)	USC	Fayetteville
3/9	W, 7-2	Kent State	Fayetteville
3/9	L, 10-4	Kent State	Fayetteville
3/11	W, 11-4	Kent State	Fayetteville
3/13	W, 13-4	Texas	Fayetteville
3/14	W, 7-5	Texas	Fayetteville
3/16	W, 9-4	Kentucky*	Fayetteville
3/17	W, 14-2	Kentucky*	Fayetteville
3/17	W, 16-9	Kentucky*	Fayetteville
3/21	L, 6-3	at Charlotte	Charlotte, N.C.
3/23	W, 6-3	at Florida*	Gainesville, Fla.
3/24	L, 17-2	at Florida*	Gainesville, Fla.
3/25	L, 5-4	at Florida*	Gainesville, Fla.
3/27	W, 8-7	at Memphis#	Memphis, Tenn.
3/29	W, 6-4	at Ole Miss*	Oxford, Miss.
3/30	L, 5-4	at Ole Miss*	Oxford, Miss.
3/31	L, 11-10	at Ole Miss*	Oxford, Miss.
4/3	W, 10-9 (10)	ULM	Fayetteville
4/4	W, 4-0	ULM	Fayetteville
4/6	W, 2-1	Auburn*	Fayetteville
4/7	W, 13-2	Auburn*	Fayetteville
4/8	W, 5-4	Auburn*	Fayetteville
4/10	W, 7-6	Grambling State&	N. Little Rock, Ark.
4/12	L, 3-2	South Carolina*	Fayetteville
4/14	W, 2-0	South Carolina*	Fayetteville
4/14	W, 3-0	South Carolina*	Fayetteville
4/17	W, 11-7	Missouri State*	Fayetteville
4/20	L, 6-5	at Mississippi State*	Starkville, Miss.
4/21	L, 5-3	at Mississippi State*	Starkville, Miss.
4/21	L, 7-5	at Mississippi State*	Starkville, Miss.
4/24	W, 5-1	Texas Tech	Fayetteville
4/27	W, 7-3	Alabama*	Fayetteville
4/28	W, 7-4	Alabama*	Fayetteville
4/29	W, 9-7	Alabama*	Fayetteville
5/4	W, 5-4	at LSU*	Baton Rouge, La.
5/5	L, 6-4	at LSU*	Baton Rouge, La.
5/6	L, 7-5	at LSU*	Baton Rouge, La.
5/11	W, 9-3	Texas A&M*	Fayetteville
5/12	W, 3-1	Texas A&M*	Fayetteville
5/13	W, 6-3	Texas A&M*	Fayetteville
5/17	W, 8-6	at Georgia*	Athens, Ga.
5/18	L, 8-7 (10)	at Georgia*	Athens, Ga.
5/19	L, 3-2	at Georgia*	Athens, Ga.
5/23	W, 13-8	vs. South Carolina\$	Hoover, Ala.
5/25	W, 8-2	vs. Florida\$	Hoover, Ala.
5/26	L, 2-1	vs. LSU\$	Hoover, Ala.



In one of the wildest and most memorable games in Razorback history, Arkansas was on the brink of elimination in the 2017 NCAA Fayetteville Regional against Missouri State. After enduring a 9 p.m. start and multiple rain delays, the Hogs and Bears played into the wee hours of the morning, finishing well after 3 a.m. Jared Gates' go-ahead home run in eighth inning was enough to force a regional-deciding

6/1	W, 10-2	Oral Roberts!	Fayetteville
6/2	W, 10-2	Southern Miss!	Fayetteville
6/3	W, 4-3	Dallas Baptist!	Fayetteville
6/9	W, 9-3	South Carolina+	Fayetteville
6/10	L, 8-5	South Carolina+	Fayetteville
6/11	W, 14-4	South Carolina+	Fayetteville
6/17	W, 11-5	vs. Texas%	Omaha, Neb.
6/20	W, 7-4	vs. Texas Tech%	Omaha, Neb.
6/22	W, 5-2	vs. Florida%	Omaha, Neb.
6/26	W, 4-1	vs. Oregon State%	Omaha, Neb.
6/27	L, 5-3	vs. Oregon State%	Omaha, Neb.
6/28	L, 5-0	vs. Oregon State%	Omaha, Neb.

@ - Game played at Tony Gwynn Stadium (San Diego, Calif.)

^ - Tony Gwynn Legacy Tournament (San Diego, Calif.)

* - SEC Game

- Game played at AutoZone Park (Memphis, Tenn.)

^ - Game played at Dickey-Stephens Park (NLR, Ark.)

S - SEC Tournament (Hoover, Ala.)

I - NCAA Fayetteville Regional

++ - NCAA Fayetteville Super Regional

% - College World Series

2019 (46-20; 20-10 T-1st SEC West) Dave Van Horn

Date	Result	Opponent	Location
2/16	W, 15-7	Eastern Illinois-1	Fayetteville
2/16	W, 12-3	Eastern Illinois-2	Fayetteville
2/17	W, 3-2	Eastern Illinois	Fayetteville
2/21	W, 6-3	at USC	Los Angeles, Calif.
2/22	W, 8-6	at USC	Los Angeles, Calif.
2/23	L, 6-4 (10)	at USC	Los Angeles, Calif.
2/27	W, 10-3	Memphis	Fayetteville
3/1	W, 3-1	Stony Brook-1	Fayetteville
3/1	W, 4-3	Stony Brook-2	Fayetteville
3/2	W, 15-7	Stony Brook	Fayetteville
3/6	W, 9-2	Charlotte	Fayetteville
3/8	W, 4-2	Louisiana Tech	Fayetteville
3/9	L, 12-7	Louisiana Tech	Fayetteville
3/10	W, 11-0	Louisiana Tech	Fayetteville
3/12	W, 8-0	Western Illinois	Fayetteville
3/13	W, 11-1 (8)	Western Illinois	Fayetteville
3/15	W, 2-0	Missouri*	Fayetteville
3/16	W, 4-3	Missouri*	Fayetteville
3/17	W, 3-2	Missouri*	Fayetteville
3/19	W, 11-4	at Texas	Austin, Texas
3/20	L, 7-6	at Texas	Austin, Texas
3/22	W, 12-3	at Alabama*	Tuscaloosa, Ala.
3/23	L, 10-0	at Alabama*	Tuscaloosa, Ala.
3/24	W, 10-2	at Alabama*	Tuscaloosa, Ala.
3/26	W, 8-2	at Missouri State	Springfield, Mo.
3/29	W, 5-3	Ole Miss*	Fayetteville
3/30	L, 4-3	Ole Miss*	Fayetteville
3/31	L, 10-5	Ole Miss*	Fayetteville
4/2	L, 17-7	Little Rock	Fayetteville
4/5	L, 6-3	at Auburn-1*	Auburn, Ala.
4/5	W, 9-6 (15)	at Auburn-2*	Auburn, Ala.
4/6	W, 8-0	at Auburn*	Auburn, Ala.
4/9	W, 15-8	Oral Roberts	Fayetteville
4/12	L, 3-2	at Vanderbilt*	Nashville, Tenn.
4/13	L, 12-2	at Vanderbilt*	Nashville, Tenn.
4/14	W, 14-12	at Vanderbilt*	Nashville, Tenn.
4/16	W, 16-4 (7)	UAPB	Fayetteville
4/18	W, 5-3	Mississippi State*	Fayetteville
4/19	W, 12-5	Mississippi State*	Fayetteville
4/20	W, 10-2	Mississippi State*	Fayetteville
4/23	W, 19-2 (8)	Northwestern State	Fayetteville
4/24	L, 10-7	Northwestern State	Fayetteville
4/26	W, 11-9	Tennessee*	Fayetteville
4/27	W, 15-3	Tennessee*	Fayetteville
4/28	W, 4-3 (10)	Tennessee*	Fayetteville
4/30	W, 17-3	Grambling State	Fayetteville
5/3	W, 5-2	at Kentucky*	Lexington, Ky.
5/5	W, 9-1 (7)	at Kentucky-1*	Lexington, Ky.

5/5	L, 4-3 (7)	at Kentucky-2*	Lexington, Ky.
5/9	W, 14-4	LSU*	Fayetteville
5/10	W, 11-6	LSU*	Fayetteville
5/11	L, 3-2	LSU*	Fayetteville
5/16	W, 7-3	at Texas A&M* College Station, Texas	
5/17	L, 6-2	at Texas A&M* College Station, Texas	
5/18	L, 6-1	at Texas A&M* College Station, Texas	
5/22	W, 5-3	vs. Ole Miss\$	Hoover, Ala.
5/23	L, 3-1	vs. Georgia\$	Hoover, Ala.
5/24	L, 3-2	vs. Ole Miss\$	Hoover, Ala.
5/31	W, 11-5	Central Connecticut St!	Fayetteville
6/1	W, 3-1	TCU!	Fayetteville
6/2	W, 6-0	TCU!	Fayetteville
6/8	W, 11-2	Ole Miss+	Fayetteville
6/9	L, 13-5	Ole Miss+	Fayetteville
6/10	W, 14-1	Ole Miss+	Fayetteville
6/15	L, 1-0	Florida State%	Omaha, Neb.
6/17	L, 5-4	Texas Tech%	Omaha, Neb.

* - SEC Game

S - SEC Tournament (Hoover, Ala.)

I - NCAA Fayetteville Regional

++ - NCAA Fayetteville Super Regional

% - College World Series

2020 (11-5; 0-0 SEC) Dave Van Horn

Date	Result	Opponent	Location
2/14	W, 5-1	Eastern Illinois	Fayetteville
2/15	W, 10-1	Eastern Illinois	Fayetteville
2/16	W, 12-3	Eastern Illinois	Fayetteville
2/20	W, 7-5	Gonzaga	Fayetteville
2/21	W, 9-3	Gonzaga	Fayetteville
2/22	W, 5-0	Gonzaga	Fayetteville
2/23	W, 9-5	Gonzaga	Fayetteville
2/28	L, 6-3	vs. Oklahoma^	Houston, Texas
2/29	L, 8-7	vs. Texas^	Houston, Texas
3/1	L, 3-2	vs. Baylor^	Houston, Texas
3/3	L, 8-7	Illinois State	Fayetteville
3/6	L, 13-6	South Alabama	Fayetteville
3/7	W, 15-2	South Alabama	Fayetteville
3/8	W, 5-3	South Alabama	Fayetteville
3/10	W, 6-1	Grand Canyon	Fayetteville
3/11	W, 10-9	Grand Canyon	Fayetteville

^ - Shriners College Classic at Minute Maid Park (Houston, Texas)

NOTE: Season suspended due to COVID-19 pandemic

2021 (50-13; 22-8 SEC Champs) Dave Van Horn

Date	Result	Opponent	Location
2/20	W, 13-9	vs. Texas Tech^	Arlington, Texas
2/21	W, 4-0	vs. Texas^	Arlington, Texas
2/22	W, 4-1	vs. TCU^	Arlington, Texas
2/25	W, 6-5 (10)	SEMO	Fayetteville
2/26	W, 7-3	SEMO	Fayetteville
2/27	W, 9-3	SEMO	Fayetteville
2/28	W, 11-4 (5)	SEMO	Fayetteville
3/5	W, 7-6	Murray State	Fayetteville
3/6	W, 11-6	Murray State	Fayetteville
3/7	W, 6-0	Murray State	Fayetteville
3/12	W, 9-7 (10)	at Louisiana Tech	Ruston, La.
3/13	W, 8-1	at Louisiana Tech	Ruston, La.
3/14	L, 2-0	at Louisiana Tech	Ruston, La.
3/16	L, 8-5	Oklahoma	Fayetteville
3/19	L, 16-1	Alabama*	Fayetteville
3/20	W, 9-1	Alabama*	Fayetteville
3/21	W, 3-1	Alabama*	Fayetteville
3/23	W, 14-1	Memphis	Fayetteville
3/24	W, 9-4	Memphis	Fayetteville
3/26	W, 8-2	at Mississippi State*	Starkville, Miss.
3/27	W, 11-5	at Mississippi State*	Starkville, Miss.
3/28	W, 6-4	at Mississippi State*	Starkville, Miss.
3/30	W, 21-8	UCA	Fayetteville

4/1	L, 2-1	Auburn*	Fayetteville
4/2	W, 6-5	Auburn*	Fayetteville
4/3	W, 6-5 (10)	Auburn*	Fayetteville
4/6	W, 7-2	Little Rock	Fayetteville
4/7	W, 10-3	Little Rock	Fayetteville
4/10	W, 7-3	at Ole Miss-1*	Oxford, Miss.
4/10	L, 13-6	at Ole Miss-2*	Oxford, Miss.
4/11	W, 18-14	at Ole Miss*	Oxford, Miss.
4/13	W, 12-4	UAPB	Fayetteville
4/14	W, 26-1	UAPB	Fayetteville
4/17	W, 13-0	Texas A&M-1*	Fayetteville
4/17	W, 2-1 (10)	Texas A&M-2*	Fayetteville
4/18	L, 11-10	Texas A&M*	Fayetteville
4/22	W, 6-1	at South Carolina*	Columbia, S.C.
4/23	L, 6-2	at South Carolina-1*	Columbia, S.C.
4/23	W, 5-1	at South Carolina-2*	Columbia, S.C.
4/30	W, 7-0	at LSU*	Baton Rouge, La.
5/1	W, 17-10	at LSU-1*	Baton Rouge, La.
5/1	L, 5-4	at LSU-2*	Baton Rouge, La.
5/7	W, 3-0	Georgia*	Fayetteville
5/8	L, 7-3	Georgia*	Fayetteville
5/9	W, 5-3	Georgia*	Fayetteville
5/11	W, 8-4	Arkansas State*	Fayetteville
5/14	W, 6-5	at Tennessee*	Knoxville, Tenn.
5/15	L, 8-7	at Tennessee*	Knoxville, Tenn.
5/16	W, 3-2	at Tennessee*	Knoxville, Tenn.
5/20	W, 6-2	Florida*	Fayetteville
5/21	W, 4-3	Florida*	Fayetteville
5/22	W, 9-3	Florida*	Fayetteville
5/26	W, 11-2	vs. Georgia\$	Hoover, Ala.
5/27	W, 6-4	vs. Vanderbilt\$	Hoover, Ala.
5/29	W, 3-2	vs. Ole Miss\$	Hoover, Ala.
5/30	W, 7-2	vs. Tennessee\$	Hoover, Ala.
6/4	W, 13-8	NJIT!	Fayetteville
6/5	W, 5-1	Nebraska!	Fayetteville
6/6	L, 5-3	Nebraska!	Fayetteville
6/7	W, 6-2	Nebraska!	Fayetteville
6/11	W, 21-2	NC State+	Fayetteville
6/12	L, 6-5	NC State+	Fayetteville
6/13	L, 3-2	NC State+	Fayetteville

^ - State Farm College Baseball Showdown at Globe Life Field (Arlington, Texas)

* - SEC Game

S - SEC Tournament (Hoover, Ala.)

I - NCAA Fayetteville Regional

++ - NCAA Fayetteville Super Regional

2022 (46-21; 18-12 2nd SEC West) Dave Van Horn

Date	Result	Opponent	Location
2/18	L, 3-2	Illinois State	Fayetteville
2/19	W, 5-1	Illinois State	Fayetteville
2/20	W, 4-2	Illinois State	Fayetteville
2/25	W, 5-2	vs. Indiana^	Round Rock, Texas
2/27	L, 5-0	vs. #6 Stanford^	Round Rock, Texas
2/27	W, 6-5	vs. Louisiana^	Round Rock, Texas
3/2	W, 15-3	Omaha	Fayetteville
3/4	L, 7-3	Southeastern	Fayetteville
3/5	W, 4-2	Southeastern-1	Fayetteville
3/5	W, 11-1 (8)	Southeastern-2	Fayetteville
3/10	W, 12-3	UIC-1	Fayetteville
3/10	W, 5-4	UIC-2	Fayetteville
3/12	W, 10-1	UIC	Fayetteville
3/13	W, 10-8	UIC	Fayetteville
3/15	W, 14-1 (8)	Grambling	Fayetteville
3/16	W, 13-3 (8)	Grambling	Fayetteville
3/18	W, 6-2	Kentucky*	Fayetteville
3/19	W, 9-3	Kentucky*	Fayetteville
3/20	W, 3-1	Kentucky*	Fayetteville
3/25	W, 7-4	at Missouri*	Columbia, Mo.
3/26	L, 7-5	at Missouri*	Columbia, Mo.
3/27	W, 6-4	at Missouri*	Columbia, Mo.
3/29	W, 16-8	Little Rock	Fayetteville
4/1	W, 8-1	Mississippi State*	Fayetteville
4/2	W, 12-5	Mississippi State*	Fayetteville
4/3	L, 5-3 (12)	Mississippi State*	Fayetteville
4/5	W, 21-9	UCA	Fayetteville
4/7	W, 8-1	at Florida*	Gainesville, Fla.
4/8	L, 7-2	at Florida*	Gainesville, Fla.
4/9	L, 9-7	at Florida*	Gainesville, Fla.
4/12	W, 15-0 (7)	UAPB-1	Fayetteville
4/12	W, 6-0 (7)	UAPB-2	Fayetteville
4/14	W, 5-4	#15 LSU*	Fayetteville
4/15	W, 5-0	#15 LSU*	Fayetteville
4/16	W, 6-2	#15 LSU*	Fayetteville
4/19	W, 10-1	Arkansas State	Fayetteville
4/20	W, 10-3	Arkansas State	Fayetteville
4/22	L, 2-1	at Texas A&M* College Station, Texas	
4/23	W, 3-1	at Texas A&M* College Station, Texas	
4/24	L, 11-10	at Texas A&M* College Station, Texas	
4/26	W, 2-1 (10)	vs. UCA@	North Little Rock, Ark.
4/29	L, 4-2	Ole Miss*	Fayetteville
4/30	W, 6-3	Ole Miss*	Fayetteville
5/1	L, 4-3	Ole Miss*	Fayetteville
5/3	L, 6-4	Missouri State	Fayetteville
5/6	W, 11-8	at #19 Auburn*	Auburn, Ala.
5/7	L, 5-3	at #19 Auburn*	Auburn, Ala.
5/8	W, 7-4	at #19 Auburn*	Auburn, Ala.
5/13	L, 9-6 (10)	#24 Vanderbilt*	Fayetteville
5/14	W, 11-6	#24 Vanderbilt*	Fayetteville
5/15	L, 5-0 (7)	#24 Vanderbilt*	Fayetteville
5/19	W, 7-3	at Alabama*	Tuscaloosa, Ala.

5/20	L, 8-6	at Alabama*	Tuscaloosa, Ala.
5/21	L, 18-5	at Alabama*	Tuscaloosa, Ala.
5/25	L, 4-3	vs. Alabama\$	Hoover, Ala.
5/27	L, 7-5	vs. Florida\$	Hoover, Ala.
6/3	W, 7-1	vs. GCU!	Stillwater, Okla.
6/4	W, 20-12	at #6 Oklahoma St.!	Stillwater, Okla.
6/5	L, 14-10 (10)	at #6 Oklahoma St.!	Stillwater, Okla.
6/6	W, 7-3	at #6 Oklahoma St.!	Stillwater, Okla.
6/11	W, 4-1	at #11 UNC+	Chapel Hill, N.C.
6/12	W, 4-3	at #11 UNC+	Chapel Hill, N.C.
6/18	W, 17-2	vs. #2 Stanford%	Omaha, Neb.
6/20	L, 13-5	vs. Ole Miss%	Omaha, Neb.
6/21	W, 11-1	vs. #25 Auburn%	Omaha, Neb.
6/22	W, 3-2	vs. Ole Miss%	Omaha, Neb.
6/23	L, 2-0	vs. Ole Miss%	Omaha, Neb.

^ - Karbach Round Rock Classic (Round Rock, Texas)

* - SEC Game

@ - Game played at Dickey-Stephens Park (NLR, Ark.)

\$ - SEC Tournament (Hoover, Ala.)

! - NCAA Stillwater Regional

++ - NCAA Chapel Hill Super Regional

% - College World Series



Charlie Welch's pinch-hit three-run home run in the bottom of the eighth inning against Nebraska in the do-or-die 2021 NCAA Fayetteville Regional title game helped Arkansas advance to the Super Regionals.



|| UNIVERSITY OF ARKANSAS



Welcome Home

The University of Arkansas is a welcoming campus of students, faculty and staff who are determined to build a better world. Tradition and innovation merge here, creating life-changing opportunities and a sense of belonging, one student at a time. As one of the nation's top public research universities, the U of A has been dedicated to Arkansas since 1871.



Read more about the university's determination to build a better world.

GAME CREDENTIALS

Members of the media should contact Oliver Grigg to request individual game credentials for Razorback home games. Credential requests should be made no later than noon (CT) the day before the scheduled contest and should be directed by email to Oliver Grigg. Credential requests for away games should be made to the communications contact of the home team.

Only fully accredited personnel directly involved in the coverage of the game will be admitted. Credentials are non-transferable.

INTERVIEW POLICIES

Please direct all requests for interviews with coaches and players to Oliver Grigg. For home SEC weekends, head coach Dave Van Horn will hold his weekly press conference on Wednesday or Thursday with players and assistant coaches available after by request. On road SEC weekends, Van Horn will hold his weekly press conference on Tuesday or Wednesday with players and assistant coaches available after by request. Players are not available for interviews on gamedays, except for postgame interviews.

Postgame press conferences at Baum-Walker Stadium will be held in the Baum-Walker Stadium media room, located in the old visiting clubhouse along the first base line. The Arkansas clubhouse is off limits to the media at all times.

EMAIL UPDATES

Members of the media may request to be added to the Arkansas communications baseball e-mail group. Subscribers will receive game notes, game stories and other information. To subscribe, send a request to Oliver Grigg. Please identify yourself and your organization in your request as this service is only available to members of the media.

GAMEDAY MEDIA SERVICES

The Arkansas communications staff provides scorecards, rosters, updated statistics and results for each team. During the 2023 season, only scorecards will be printed for the media. All other information will only be available digitally.

SEC MEDIA PORTAL

Highlights, Photos & Press Conferences: Arkansas, the SEC and XOS Digital will provide a platform for distribution of game highlights, game photos and press conference content. To request access to the SEC Media Portal and create an account, contact: licensing@xosdigital.com.

MEDIA MEALS & BEVERAGES

The media will be provided a voucher for the concession stands. Water and other beverages will be made available to media members in the press box.



Oliver Grigg (Tulane, 2017)

Assistant Director of Communications

Office 479-575-7696

Cell 479-502-6577

Email ogrigg@uark.edu

Twitter @Oliver_Grigg

ARKANSAS ATHLETIC COMMUNICATIONS

The University of Arkansas athletic communications office is located on the second floor of the Broyles Athletic Center on North Razorback Road with office hours from 8 a.m. to 5 p.m., Monday through Friday. You can often reach us after hours by phone, but if not, please leave a message on our voice mail system.

Office: 479-575-2751

Fax: 479-575-7481

Press Box: 479-575-5441

Mailing Address:

University of Arkansas
Razorbacks Communications
Broyles Athletic Center
350 N Razorback Road
Fayetteville, AR 72701

WIRELESS INTERNET

The Baum-Walker Stadium press box is equipped with wireless internet. Media members can access the #RazorbackWIFI network by entering an email in the login portal.

GAMEDAY LIVE STATS

Live in-game stats will be provided at RazorbackStats.com.

FACILITIES/PARKING

The Arkansas baseball team plays all home games at Baum-Walker Stadium at George Cole Field. Baum-Walker Stadium is located just off Razorback Road south of Martin Luther King, Jr., Boulevard. Parking passes are available for the Tyson Track - South lot, which is located on 15th Street between Beechwood Drive and DeBryn Drive, and the Cardinal lot, which is located along Baum Drive. Only cars with a proper parking credential will be allowed access to the lots.

PHOTOGRAPHERS

No cameras are allowed on the Baum-Walker Stadium playing surface during games. Photographers are encouraged to use the photo wells at the end of each dugout and behind home plate.





For the 32nd consecutive season, every pitch of the Arkansas baseball season can be heard on the Razorback Sports Network from IMG College. The network spans the state of Arkansas and can also be heard in neighboring states as well as across the globe via the internet.

The Razorback Baseball Radio Network is one of the largest collegiate baseball radio networks in the nation. With more than 15 affiliates, Razorback baseball games are never more than a dial away no matter where an Arkansas fan resides.

Phil Elson begins his ninth season as the play-by-play announcer for the Razorbacks. Named the 2009 and 2018 Arkansas Sportscaster of the Year, Elson has 20 years of professional baseball broadcasting experience, including 14 seasons as the Director of Broadcasting and Media Relations for the Arkansas Travelers, the former AA affiliate of the Los Angeles Angels.

Bubba Carpenter begins his sixth season as the radio analyst for the Razorbacks. A three-time All-Southwest Conference player and four-year letterwinner for the Hogs from 1988 to 1991, Carpenter was part of an Arkansas team that reached the 1989 College World Series, and he was a member of three NCAA Tournament teams (1988-90). He is still scattered in the Razorback records book, tied for fourth all-time with 121 walks and tied for 10th with 13 career triples. Carpenter finished his career with a .332 batting average, 195 hits, 141 runs, 10 home runs and 119 RBI.



Phil Elson
Play-by-Play



Bubba Carpenter
Analyst



Justin DeLille
General Manager

2023 RAZORBACK BASEBALL SPORTS NETWORK AFFILIATES

Conway	KASR-FM	92.7
El Dorado	KELD-FM	107.1
Fayetteville	KQSM-FM	92.1
Fayetteville	KYNG-AM	1590
Forrest City	KJXK-FM	106.5
Forrest City	KJXK-AM	950
Fort Smith	KERX-FM	95.3
Hot Springs / Mena	KTTG-FM	96.3
Little Rock	KABZ-FM	103.7
Marshall	KBCN-FM	104.3
Rogers	KURM-FM	100.3
Rogers	KURM-AM	790
Russellville	KARV-FM	101.3
Russellville	KARV-AM	610
Stuttgart	KWAK-FM	105.5
Texarkana	KKTK-AM	1400





CHARLES F. ROBINSON | CHANCELLOR

Charles F. Robinson is the seventh chancellor of the University of Arkansas. He leads the university's land-grant mission to provide opportunity and transform lives through education, research and service.

Robinson was appointed chancellor on Nov. 16, 2022, after serving as interim chancellor since Aug. 16, 2021. In that time as interim, he championed a new emphasis on the university's land-grant mission and set the priorities of supporting student success, augmenting the institution's research enterprise, and becoming an employer of choice.

Specifically during that period, he added more than \$1 million in scholarships for Arkansas students and avoided increasing in-state tuition and fees by more than .8%, while providing salary increases for employees. He led the effort to establish the historic memo of understanding with the University of Arkansas Division of Agriculture to define and deepen collaboration with the Division. On the research front, development began on the to-be-constructed Multi-User Silicone Carbide Research and Fabrication Facility, the nation's first open national semiconductor fabrication facility, which will allow for low-volume prototyping of integrated circuits and devices - and training of this highly specialized technical workforce. Other notable accomplishments during this time include a successful remote and flexible work pilot, the launch of a classification

and compensation project as well as a comprehensive study of infrastructure and support for the research enterprise. Additionally, he appointed a Strategic Enrollment Management Steering Committee to design future growth, size and distribution of the student body to prepare for higher education's "enrollment cliff," a period when the number of college-available students is predicted to drop precipitously in Arkansas and nationally.

Robinson has served the University of Arkansas for more than 23 years, beginning as an assistant professor of history in 1999. Teaching and mentoring students has always been a priority, even as he was promoted to positions of increasing leadership and responsibility, including serving as provost and executive vice chancellor for Academic and Student Affairs. In this role, he enhanced communication and coordination of the university's academic and student affairs endeavors in order to support a more holistic approach to student success on campus.

He has also served the university as vice provost for diversity and vice chancellor for Student Affairs, and as director of the African and African American Studies Program.

Under his leadership, the university constructed Adohi Hall, a \$79 million campus project that is the only residence hall in the United States to use cross-laminated timber, a construction process that reduces environmental impact. Robinson also oversaw a \$22 million expansion of Pat Walker Health Center and led strategic planning for the university's Student Success Center, a 71,000 square foot facility focused on increasing access to services on campus for all students. Each innovation has helped to better position the university to serve students during a time of record enrollment.

Throughout his tenure at the University of Arkansas, Robinson has consistently led institutional progress in diversity recruitment, student success, and retention and graduation efforts, while articulating new academic initiatives and development goals to better serve campus and meet the needs of students.

As vice chancellor for Student Affairs, Robinson pioneered a major restructuring of the Division of Student Affairs, better positioning the unit to focus on student success. Robinson led the main capital campaign initiative for Advance Arkansas - a \$10 million scholarship effort for first-generation, low-income Arkansans. Additionally, he fostered the creation of the first summer bridge program at the university and established a new line of residential student scholarships aimed at supporting Arkansas students living in campus housing.

As vice provost for diversity, Robinson established several programs focused on making the U of A more accessible for Arkansas students. These include the College Access Initiative, a college readiness outreach program serving underrepresented students and under-resourced schools statewide, as well as the ACT Academy, designed to help students prepare for college entrance exams and academic success. Robinson also led the creation of Razorback Bridge Outreach, a student recruitment, scholarship and retention program reaching underrepresented students.

Robinson's research and teaching focus on southern history and race relations, African American studies, sexuality in history and Civil Rights, among other topics. He has earned many awards for his teaching, including the Fulbright College Master Teacher Award, Arkansas Student Alumni Board Teacher of the Year, and an induction into the university's Teaching Academy.

Robinson holds a bachelor's degree in history from the University of Houston, a master's degree in history from Rice University and a doctorate in history from the University of Houston.

He has authored numerous books, including *Remembrances in Black: Personal Perspectives of the African American Experience at the University of Arkansas*, *Dangerous Liaisons: Sex and Love in the Segregated South* and *Forsaking All Others: A True Story of Interracial Sex and Revenge in the 1880s South*.

Known as an engaged and approachable leader on campus, Robinson is also heavily involved with multiple regional, state and national organizations including recent or current roles on the Arkansas Research Alliance Board of Directors, AETN Foundation Board, Northwest Arkansas Council Advisory Committee (presiding co-chair), ARVEST Bank Board of Directors, Center for First-generation Student Success Advisory Board and the Association of Public Land grant Universities Council of Presidents.

UNIVERSITY OF ARKANSAS

The Board of Trustees of the University of Arkansas serve as the institution’s governing body. The board is comprised of 10 trustees representing each of the state’s four congressional districts. The president is the chief executive officer of the University of Arkansas System and reports to the Board of Trustees. Each campus has a chancellor as its chief executive officer, reporting directly to the president.

BOARD OF TRUSTEES



Donald R. Bobbitt
President



Charles F. Robinson
Chancellor



C.C. "Cliff" Gibson III
Vice Chairman
Monticello (2023)



Morril Harriman
Vice Chairman
Little Rock (2024)



Ted Dickey
Secretary
Stuttgart (2030)



Kelly Eichler
Assistant Secretary
Little Rock (2026)



Tommy Boyer
Fayetteville (2027)



Sheffield Nelson
Little Rock (2025)



Steve Cox
Jonesboro (2028)



Ed Fryar, Ph.D.
Rogers (2029)



Jeremy Wilson
Bentonville (2031)



Col. Nathaniel Todd
Pinr Bluff (2032)

UNIVERSITY OF ARKANSAS STRATEGIC OPERATIONS GROUP

Charles F. Robinson
Chancellor

Terry Martin
Interim Provost and Vice Chancellor for Academic Affairs

Ann Bordelon
Executive Vice Chancellor for Finance & Administration

Laura Jacobs
Chief of Staff

Melissa Harwood-Rom
Interim Vice Chancellor for Student Affairs

Bill Kincaid
Managing Associate General Counsel

Mike Malone
Vice Chancellor for Economic Development

Randy Massanelli
Vice Chancellor for Government & Community Relations

Margaret E. Sova McCabe
Interim Vice Chancellor for Research and Innovation and Senior Advisor for Strategic Projects

Suzanne McCray
Vice Provost for Enrollment Management and Dean of Admissions

Angela Mosley-Monts
Interim Vice Chancellor

Mark Edward Power
Vice Chancellor for Advancement

Mark Rushing
Associate Vice Chancellor for University Relations

Scott Turley
Associate Vice Chancellor for Facilities

Hunter Yurachek
Vice Chancellor & Director of Athletics



In his fifth full year as vice chancellor and director of athletics at the University of Arkansas, Hunter Yurachek has solidified the Razorbacks as one of the nation's elite intercollegiate athletics programs while leading it to unprecedented success along the way. Since being announced as vice chancellor and director of athletics on Dec. 4, 2017, Yurachek has worked tirelessly to foster athletics success in all 19 sports, restore the tradition of a storied program and most importantly enhance the student-athlete experience for 465 student-athletes.

Guided by the program's mission of building Champions and Razorbacks for Life, Yurachek has implemented a program wide strategic plan that focuses on fostering student-athlete success. Thanks to the dedicated efforts of Razorback student-athletes, coaches, administrators, Razorback Foundation members and fans, results are being realized on and off the field.

After recording a program record student-athlete GPA and posting a second-consecutive program-best finish in the Learfield Directors' Cup in 2021-22, the University of Arkansas and its vice chancellor and director of athletics are being nationally recognized for those accomplishments. Yurachek was selected as a 2021-22 Football Bowl Subdivision Cushman & Wakefield Athletics Director of the Year by his peers. He was also a finalist for the Sports Business Journal 2022 Athletics Director of the Year.

In the 2021-22 academic year, Arkansas recorded the most successful collective year in the program's history, finishing seventh in the Learfield Directors' Cup. The Razorbacks finished first among programs with 19 or fewer sports, second among SEC schools and earned only its second top-10 Directors' Cup finish, following a then-record eighth place finish in 2020-21. Despite sponsoring only 19 sport programs, Arkansas earned nine top-10 NCAA finishes and 12 top-20 NCAA finishes.

Arkansas continued its championship momentum, winning eight Southeastern Conference championships (men's and women's cross country, soccer, men's and women's indoor track and field, men's outdoor track and field, softball regular season, softball tournament) and winning a New Year's Day bowl game in football for the first time since 2000. In the past two years alone, Arkansas has won 18 SEC regular season or tournament crowns. In addition, the Razorbacks advanced to the College World Series, the Elite Eight in men's basketball and women's soccer, and the NCAA Golf Championships in both men's and women's golf.

In the classroom, Razorback student-athletes earned a program-record 3.27 GPA in the spring semester and a total of 97 Razorback student-athletes earned their degrees and added their names to Senior Walk in the 2021-22 academic year.

In 2020-21, Arkansas turned in one of the most successful years in school history, including a then program-best eighth place finish in the 2020-21 Learfield IMG Directors' Cup. Arkansas' previous best finish was 14th in the competition that tracks the nation's most successful intercollegiate athletics programs.

The Razorbacks won another NCAA title (Women's Indoor Track & Field), earned eight Top-10 NCAA finishes and a remarkable 10 Southeastern Conference regular season and tournament championships, including SEC triple crown sweeps in both men's and women's cross country & track and field, a second-straight soccer

regular season crown, the program's first softball regular season title and a baseball regular season and tournament championship. Arkansas' championship total led the league and doubled the next closest SEC program.

Meanwhile, Razorback student-athletes combined for a 3.25 GPA and 104 student-athletes graduated from the University of Arkansas. A multi-million-dollar renovation of the Randal Tyson Track Center was completed, while brand new facilities, including the \$27 million J.B. and Johnelle Hunt Family Baseball Development Center and the \$15 million Frank O'Mara Track and Field High Performance Center were constructed.

Yurachek's leadership is also making a difference within Arkansas, the SEC and throughout intercollegiate athletics. Arkansas Governor Asa Hutchinson named Yurachek to the Governor's Economic Recovery Task Force, to help guide state reopening in the wake of COVID-19. In April 2021, Yurachek was named to the NCAA Football Oversight Committee, after previously serving on the NCAA Football Competition Committee.

While 2020-21 was the culmination, the program's trend of success under Yurachek's leadership was taking shape in previous years. Even in an abbreviated 2019-20 competition schedule, Razorback Athletics built an impressive resume, including winning its first NCAA championship in women's cross country and its first SEC title in soccer. In addition, the Razorbacks earned SEC championships in women's cross country and men's and women's indoor track and field. Razorback student-athletes followed suit in the classroom, earning a 3.24 cumulative GPA with 107 student-athletes adding their names to Senior Walk as University of Arkansas graduates.

Razorback Athletics was also at the forefront of several key initiatives in 2019-20. In October, Nolan Richardson Court was dedicated at Bud Walton Arena. The Eddie Sutton Men's Basketball Practice gymnasium was created at the Basketball Performance Center.

In 2018-19, Arkansas finished No. 23 in the Learfield IMG College Directors' Cup, including finishing first among programs with 19 or fewer teams. Arkansas captured two NCAA team championships (women's indoor and outdoor track & field), four SEC team championships (women's cross country, women's indoor and outdoor track & field, men's golf) and four SEC team runner-up finishes (soccer, men's cross country, men's indoor track & field and women's basketball).

In addition, the Razorback Baseball team won a share of the SEC Western Division title and advanced to its second straight College World Series. A total of 14 programs were nationally ranked during 2018-19, including five in the top 10. Arkansas had four NCAA individual and 22 SEC individual champions.

Razorback student-athletes continued to achieve at a high level in the classroom, posting a cumulative GPA of 3.24. The program graduated 98% of student-athletes who exhausted their athletic eligibility.

In 2018-19, Arkansas hosted its first NCAA Men's and Women's Golf Championships at Blessings Golf Club. In addition, Arkansas was home to the 2019 SEC Indoor and Outdoor Track & Field Championships as well as both an NCAA Baseball Regional and Super Regional at Baum-Walker Stadium.

Yurachek launched several initiatives to further engage Arkansas and Razorback fans around the world. In August 2018, as part of the One Razorback campaign, the inaugural One Hog Call event was held in Fayetteville, Little Rock and around the globe. Razorback fans from more than 16 countries and 40 states participated in a simultaneous Hog Call.

Yurachek's first full year in Fayetteville saw tremendous success. Arkansas tied a program record with a No. 16 finish in the 2017-18 Learfield Sports Directors Cup, and first in the nation among schools with 19 or fewer sports.

In 2017-18, Arkansas captured four SEC championships (men's and women's cross country, women's indoor track, women's golf), including the school's first SEC crown in women's golf. The Razorbacks earned three top-five national finishes including national championship runner-up finishes at the 2018 NCAA Women's Indoor Track and Field Championships and the 2018 College World Series. Four Arkansas student-athletes earned individual national championships.

In the 2018 spring semester, Razorback student-athletes earned a record-tying 3.25 GPA and 282 student-athletes secured a spot on the department honor roll. Nearly

125 Razorback student-athletes added their name to Senior Walk as graduates of the University of Arkansas.

Yurachek came to Arkansas from the University of Houston where he served as the vice president for athletics. Prior to Houston, Yurachek served as Director of Athletics at Coastal Carolina University, where Coastal won 29 Big South Conference championships. Yurachek was named Under Armour FCS Athletic Director of the Year in 2014. He has also worked at the University of Akron, the University of Virginia, Western Carolina University, Vanderbilt University and Wake Forest University.

In Yurachek's first two years at Houston, the Cougars' sport programs eclipsed 225 points in the Learfield Directors' Cup in back-to-back years for the first time in department history, securing top-three finishes in The American Athletic Conference both years. The Cougars improved to second in 2016-17 after finishing third in 2015-16. Houston's programs combined for a league-leading five American Conference team championships and 22 American Conference individual titles.

The success was not limited to the field of play, however, as UH student-athletes opened the fall semester with a record 96 student-athletes on the Dean's List. That record was short lived as 109 student-athletes earned Dean's List honors in the spring semester. Houston student-athletes combined for the highest spring GPA (2.95), highest cumulative GPA following a spring semester (2.93) and the highest average hours passed in a spring semester (14.1) in department history.

The 2016-17 year also saw the continuation of an aggressive facilities plan as construction began on the \$60 million renovation of the Fertitta Center, the football indoor practice facility and a baseball player development center and clubhouse with more than \$85 million of projects all privately funded.

In his first year in the role, Houston recorded its highest finish in the Learfield Directors' Cup since 1999-2000 and its second-highest finish in school history with 296.5 points to finish 73rd nationally. The 2015-16 academic year saw the Houston Football program capture The American Athletic Conference Championship and a Chick-fil-A Peach Bowl win over Florida State, the Houston Men's Track & Field program win The American Indoor and Outdoor Championships and the Houston Women's Golf program claim an American Championship in only its second year with a full team. In addition, the Men's Basketball program returned to the NCAA postseason for the 29th time in program history and the Men's Golf program advanced to the NCAA Championships for the third straight year.

All of the athletic achievements occurred while UH student-athletes recorded the second-best fall GPA, 2.91, and second-best spring GPA, 2.87, in athletic department history while placing a record 88 student-athletes on the University's Dean's Honor List in the spring.

Yurachek led the Houston Athletics fundraising charge with a record amount \$5.2 million in private donations to the Athletics general scholarship fund in the 2014-15 fiscal year. Focused on improving the student-athlete experience, Yurachek also led a department that unveiled the completed Guy V. Lewis Development Center for the Houston Men's and Women's Basketball programs, Carolyn and Ron Yokubaitis Field at Carl Lewis International Track & Field Complex, one of the nation's largest collegiate baseball video boards, a renovated Houston Football locker room and a short game facility for the Houston Men's and Women's Golf programs.

Named by Chancellor Dr. Renu Khator as Chair for a campus-wide steering committee established to oversee the grand opening events for the \$128 million TDECU Stadium, Yurachek assisted in the cultivation, solicitation and securing of a 10-year, \$15 million-naming rights agreement for TDECU Stadium with the per year value ranking in the top ten nationally for collegiate venue naming rights agreements.

Yurachek was instrumental in the national search and hiring of football and men and women's basketball head coaches (Tom Herman, Kelvin Sampson, Ronald Hughey) while overseeing the development and implementation of a \$500,000 remodeling project to the men and women's basketball locker rooms.

He served as liaison with an architectural design firm on the plans for the \$25-million Guy V. Lewis Development Center as well as overseeing the development and implementation of a \$500,000 facility enhancement to the Athletics/Alumni Center, including the addition of Cougar Cafe, a student-athlete nutrition center.

Yurachek came to Houston after serving four years as Director of Athletics at

Coastal Carolina University where he oversaw a department featuring 18 men's and women's NCAA Division I sport programs. A testament of his vision, Yurachek was named the 2014 Under Armour FCS Athletic Director of the Year in May of 2014.

Under Yurachek's leadership, the Chanticleers won a 29 Big South Championships (both regular season and tournament championships), made 30 NCAA appearances and finished a program-best 79th in the 2012-13 Learfield Director's Cup.

During Yurachek's time of leadership, Coastal hosted an NCAA Baseball Regional; NCAA Baseball Super Regional; NCAA Division I Football championship contests in 2010 and '13; and NCAA Men's Soccer Championship matches in 2011, '12 and '13, as well as winning a competitive bid to host the VisitMyrtleBeach.com Men's and Women's Big South Basketball Championships in 2013, 2014 and 2015, sponsored by the Myrtle Beach Area Chamber of Commerce.

Coastal Carolina student-athletes posted a 3.028 grade point average (GPA) for the fall 2013 semester and saw its overall GPA rise from 3.053 to 3.108. Of the 434 student-athletes, 253 - or 58.3 percent - posted a GPA between 4.0 and 3.0, including 28 who earned President's List (4.0 GPA for the semester) and an additional 117 who earned Dean's List recognition.

In addition, during Yurachek's tenure Coastal Carolina student-athletes earned:

- 363 All-Big South honors
- 31 All-Big South Player of the Year honors along with 13 Big South Freshman of the Year honors
- 28 All-America honors
- 11 Big South Scholar-Athlete of the Year honors in their respective sports
- 5 Academic All-America honors
- 4 national postgraduate scholarships
- 3 Big South Conference Christenberry Awards for Academic Excellence

With all the success, the Coastal Carolina department operated within a balanced budget during Yurachek's tenure, thanks to his zero-budget initiative and the unprecedented revenues generated since his arrival with his restructuring of the external relations department. In his first year, the department revenue was at \$560,000, including \$316,000 in ticket sales and sponsorships at \$250,000. After the 2012-13 year, revenue came in at \$1.4 million, thanks to \$549,000 in ticket sales and \$600,000 in sponsorships.

Since 2010, the Department of Athletics added women's lacrosse; launched Champions for Life, a life skills enhancement program for student-athletes; signed a five-year \$1.1 million contract with an athletic apparel provider; established the Letterwinners Association; successfully completed NCAA Cycle 3 Recertification; and has been featured on the front page of the sports section of USA Today with the headline reading "Coastal Carolina Piles up Sports Success."

Also, during Yurachek's tenure, several major projects that supported intercollegiate athletics totaling more than \$250 million were included in the University's ongoing capital improvements across the campus.

Prior to his appointment at Coastal Carolina University, Yurachek was executive senior associate athletics director at the University of Akron. He led and managed the Zips' external relations unit, which included marketing and promotions, media relations, ticket operations, development (Z-Fund), video operations and merchandising. In addition, he was the sport administrator for men's basketball, men's golf and women's golf and worked closely with the football program.

Yurachek has also held various athletics administration leadership positions at the University of Virginia, Western Carolina University, Vanderbilt University and Wake Forest University.

He earned his bachelor's degree in business management at Guilford College in 1990, where he was a four-year letter winner in basketball. He earned his master's degree in sports administration from the University of Richmond in 1994.

Born in Richmond, Va., and raised in Charlotte, N.C., Yurachek, and his wife Jennifer have three sons: Ryan, Jake and Brooks. Ryan is a former Marshall University football student-athlete and is a graduate assistant on the Razorback Football staff. Ryan and his wife Morgan reside in Fayetteville. Jake is a former football student-athlete at the University of Arkansas and now works within intercollegiate athletics at SMU. Brooks is a senior at Fayetteville High School and is a member of the football and boys' basketball teams.

PROHOGS

62




PLAYERS IN PROGRAM HISTORY

ONLY PROGRAM IN THE  WITH CURRENT

CONSECUTIVE

WORLD SERIES CHAMPIONS



A 2021 - DREW SMYLY



 2022 - RYNE STANEK

This is BASEBALL

FEBRUARY

			1	2	3	4
5	6	7	8	9	10	11
12	13	14	15	16	17	18
19	20	21	22	23	24	25
26	27	28				

MARCH

			1	2	3	4
5	6	7	8	9	10	11
12	13	14	15	16	17	18
19	20	21	22	23	24	25
26	27	28	29	30	31	

APRIL

						1
2	3	4	5	6	7	8
9	10	11	12	13	14	15
16	17	18	19	20	21	22
23	24	25	26	27	28	29
30						

MAY

	1	2	3	4	5	6
7	8	9	10	11	12	13
14	15	16	17	18	19	20
21	22	23	24	25	26	27
28	29	30	31			

■ Home Games Away Games ^ Arlington, TX (Globe Life Field) + North Little Rock, AR (Dickey-Stephens Park)
* SEC Game Regionals: June 2-5 Super Regionals: June 9-12 College World Series: June 16-26
 All times are CT and subject to change

[f](#) [t](#) [@](#) | @RAZORBACKBSB

