




# 2026 ARKANSAS BASEBALL MEDIA GUIDE



# FACILITIES



**FOWLER FAMILY**

BASEBALL & TRACK TRAINING CENTER





# BAUM-WALKER STADIUM





We invented a season-long fungicide with

8.2 more  
bu/A  
vs. the untreated check<sup>1</sup>

For soybean farmers across the South, one application of Revylok® fungicide delivered an 8.2 bu/A advantage over the untreated check. See what it can do for you. Talk to your local BASF representative.



**Revylok®**  
Fungicide

Learn how it can protect your crops at [Revylok.com](https://www.Revylok.com)

<sup>1</sup> 2022–2024 BASF-sponsored small-plot replicated trials (n=16). Revylok® fungicide (5.5 fl oz/A) applied with 0.25% v/v NIS at the R2.5-R3 soybean growth stage. Trials conducted in AR, GA, IL, KY, TN, LA, MO, MS, NC, and AL.

Always read and follow label directions. Revylok is a registered trademark of BASF. ©2026 BASF Agricultural Solutions US LLC. All Rights Reserved.

**BASF**  
We create chemistry



# Power that shows up every day, like Razorbacks fans.



Find your local Kubota dealer at  
[ArkansasKubotaDealers.com](http://ArkansasKubotaDealers.com)

#### **BATESVILLE**

Best Equipment  
[McClungKubota.com](http://McClungKubota.com)

#### **BROOKLAND**

First Choice Farm And Lawn  
[FirstChoiceKubota.com](http://FirstChoiceKubota.com)

#### **BRYANT**

River Valley Tractor  
[RiverValleyTractor.com](http://RiverValleyTractor.com)

#### **CAMDEN**

Jimmy's Cycle, Tractor & Marine  
[JimmysCycleTractorInc.com](http://JimmysCycleTractorInc.com)

#### **CONWAY**

River Valley Tractor  
[RiverValleyTractor.com](http://RiverValleyTractor.com)

#### **DE QUEEN**

Smith Equipment  
[SmithEqLLC.com](http://SmithEqLLC.com)

#### **FORT SMITH**

Gray Brothers Equipment  
[GrayBrothersKubota.com](http://GrayBrothersKubota.com)

#### **GLENWOOD**

River Valley Tractor  
[RiverValleyTractor.com](http://RiverValleyTractor.com)

#### **HARRISON**

Kubota of Harrison  
[KubotaCenter.com](http://KubotaCenter.com)

#### **HOPE**

River Valley Tractor  
[RiverValleyTractor.com](http://RiverValleyTractor.com)

#### **HOT SPRINGS**

River Valley Tractor  
[RiverValleyTractor.com](http://RiverValleyTractor.com)

#### **MAGNOLIA**

Fallin Tractor  
[FallinTractor.com](http://FallinTractor.com)

#### **MARION**

Barton Equipment Company  
[BartonEquip.com](http://BartonEquip.com)

#### **MOUNTAIN HOME**

Ozarks Farm And Lawn  
[OzarksFarmAndLawn.com](http://OzarksFarmAndLawn.com)

#### **MOUNTAIN VIEW**

McClung Equipment  
[McClungKubota.com](http://McClungKubota.com)

#### **POCAHONTAS**

Riverside Kubota  
[RiversideKubota.com](http://RiversideKubota.com)

#### **RUSSELLVILLE**

River Valley Tractor  
[RiverValleyTractor.com](http://RiverValleyTractor.com)

#### **SEARCY**

Henard Foothills Equipment  
[HenardFoothills.com](http://HenardFoothills.com)

#### **SHERWOOD**

River Valley Tractor  
[RiverValleyTractor.com](http://RiverValleyTractor.com)

#### **SPRINGDALE**

Springdale Tractor  
[KubotaCenter.com](http://KubotaCenter.com)

#### **STUTTART**

Progressive Tractor & Implement  
[PTIKubota.com](http://PTIKubota.com)

#### **WHITE HALL**

River Valley Tractor  
[RiverValleyTractor.com](http://RiverValleyTractor.com)

# GO HOGS!

PROUD SPONSOR OF THE ARKANSAS RAZORBACKS







# SOUNDS of BAUM

VISIT OUR ONE-OF-A-KIND DIGITAL HOME FOR ALL THINGS RAZORBACK BASEBALL MUSIC, INCLUDING OUR ALL-TIME WALK UP ARCHIVE, GREATEST HITS, THIS YEARS PLAYER WALK UP SONGS AND MORE. IT'S THE SOUNDS OF BAUM AND YOU CAN HEAR THEM ALL BY SCANNING THE QR CODE BELOW.





# ◆ BALLPARK TRADITIONS ◆



## BASES LOADED BEER HATS

Started in the 2000s by a group of die-hard fans, this tradition grew over the years to now include thousands throughout the ballpark wearing "beer hats" on their heads during bases-loaded situations. The concept arose from an old scoreboard animation that would show bases growing legs, meeting at home plate and toasting beer mugs in bases loaded situations. This tradition also led to the creation of the "Bases Loaded 5th Inning" promotion in recent years, where we celebrate this tradition with special shirt and hat tosses plus a chance at a \$10,000 prize to a lucky fan if the Hogs hit a Grand Slam.



## 7TH INNING STRETCH

This baseball tradition has even deeper meaning at Baum-Walker Stadium thanks to legendary public address announcer Larry Shank, who revolutionized the gameday experience at first George Cole Field and then Baum-Walker Stadium. Larry spent 18 seasons representing the program as the in-stadium "Voice of Razorback Baseball", with his signature phrase, "This is Baseball", which is chanted after the singing of Take Me Out to the Ballgame, a 7th inning stretch tradition Shank directed with his mini-bat.



## BALLPARK BEEP

Anytime an opponent retreats back to a base or home plate due to a foul ball or another ruling requiring the batter/runner to return to home plate or a previous base, the Baum-Walker faithful mimic the sound of a large truck "backing up" to ensure the opponents know that they are returning to where they started.



## "BALL FIVE.. SIX..."

This ballpark tradition is one that echoes throughout the ballpark and brings to attention the opposing pitchers streak of consecutive balls thrown as fans chant the consecutive ball count while waving their right arm (and left arm) in the air in an up and down motion. The higher the number gets, the louder it becomes.



## HOG PEN

Fans are able to bring their own food/drink into the Hog Pen and tailgate with family and friends while cheering on the Hogs. Razorback fans line up outside the gate for hours and days in advance to be the first one in the Hog Pen for big games or NCAA post-season play. Once the gates are open, fans sprint to claim their spot in the general admission area.



## FAN FLAGS

On any given gameday, you will see hundreds of flags flying from the Hog Pen, all the way around the Baum-Walker Stadium seating bowl. This tradition has been steadily gaining steam ever since the opening of the ballpark in 1996 and showcases the fervor and uniqueness of the Razorback Baseball fan base, with various flag design, sizes, and heights.



## BALLPARK ORGANIST

The Baum-Walker Stadium organist, Kevin "K-Bones" Jones of Fayetteville, pays homage to the roots of America's pastime with a diverse set list of ballpark music before and during ballgames, that further enhances the nation's best ballpark experience. Razorback Baseball and Baum-Walker Stadium is the only collegiate program in the country with a full-time, live ballpark organist.




## SOUNDS OF BAUM

Music has long been a major part of Razorback Baseball from the program's days at George Cole Field to the present-day atmosphere of Baum-Walker Stadium. No category has changed the ballpark experience for both players and fans quite like player walk-up music and all that comes with it, including the likes of sing-a-longs thanks to Scott Hode, palm trees swaying for Rick Nomura, or a song becoming iconic thanks to Kevin Kopps, Blaine Knight, or Isaiah Campbell.



## FAN FIELDERS

Every time there is a foul ball here at Baum-Walker Stadium, fans have the chance to be rewarded for "making a play". Every foul ball throughout the season will be logged and scored as a catch or error on the far-right side of the videoboard via our "Fan Fielding Percentage", as long as it is one that is "attainable or catchable". Those who catch it, will be rewarded with something special that will be delivered to their seats, courtesy of the Razorbacks.



## WINNING INNING

The 6th inning is a big one at Baum-Walker Stadium as it houses a ballpark classic, as Razorback fans "summon" some offensive firepower with the chicken dance. This tradition has been around for decades and is one that is paired with special prizes for fans from local "chicken establishments". This tradition has gained more fervor for the last few seasons as the entire 1st base line chants the name of the Razorback first base coach, who then does a demonstrative "cluck" as the opposing pitcher makes his first pitch of the inning.



## "WOOO!"

This tradition began within the last decade when an opposing team collectively "Woood" after an early-inning home run, that mimic'd Ric Flair's signature phrase. Later in that same game when the Hogs took a sizable lead, this was done to remind that team of their earlier antic. This tradition now occurs throughout the ballpark at various points when the Razorbacks "pile on" or add to their lead.



## RALLY TRAIN

One of many of Baum-Walker Stadium's unique features is that it is situated just west of the Arkansas & Missouri Railroad line and the St Paul Branch of The Frisco Rail, which was built in the early 1880s. Trains continue to pass through this historic route and can be heard blasting their train in support of the Hogs as they pass by Razorback Road and 15th Street, as they look to ignite an offensive rally. The signature train horn that is heard after every Razorback Home Run is modeled after the distinct sound of these Locomotives and pays homage to their place within local and state history.





## ARKANSAS BASEBALL

Sounds of Baum .....	4
Ballpark Traditions .....	5
Table of Contents .....	6
Quick Facts .....	7

## COACHES & SUPPORT STAFF

Head Coach Dave Van Horn .....	8-13
Assistant Coach Nate Thompson .....	14-15
Assistant Coach Matt Hobbs .....	16-17
Assistant Coach Bobby Wernes .....	18
Support Staff .....	19-20

## 2026 RAZORBACKS

Numerical Roster .....	22
Radio/TV Roster .....	23
#3 Nolan Souza .....	24-25
#8 Camden Kozeal .....	26-27
#13 Steele Eaves .....	28-29
#18 Reese Robinett .....	30-31
#20 Gabe Gaeckle .....	32-33
#25 Kuhio Aloy .....	34-35
#26 Tate McGuire .....	36-37
#27 Ryder Helfrick .....	38-39
#29 Cole Gible .....	40-41
#32 Hunter Dietz .....	42-42
#36 Parker Coil .....	44-45
#38 Colin Fisher .....	46-47
#44 Carson Wiggins .....	48-49
#48 Cooper Dossett .....	50-51
Redshirts & Newcomers .....	52-58

## RBI GIRLS & DIAMOND DOLLS

RBI Girls .....	60
Diamond Dolls .....	61

## FACILITIES

Baum-Walker Stadium History .....	64-66
Baum-Walker Stadium Records .....	67
Fowler Family Training Center .....	68
Hunt Family Development Center .....	69

## 2025 SEASON REVIEW

Season Results .....	71
Game Highs .....	72
Overall Statistics .....	73
Game-by-Game Hitting .....	74
Game-by-Game Pitching .....	75
Game-by-Game Batting Order .....	76
Defensive Starting Lineups .....	77
Home Run Chart .....	78-79
Miscellaneous Stats .....	80

## HISTORY & RECORDS

Arkansas Baseball History .....	84-87
1979 College World Series Team .....	88
1985 College World Series Team .....	89
1987 College World Series Team .....	90
1989 College World Series Team .....	91
2004 College World Series Team .....	92
2009 College World Series Team .....	93
2012 College World Series Team .....	94
2015 College World Series Team .....	95
2018 College World Series Team .....	96
2019 College World Series Team .....	97
2022 College World Series Team .....	98
2025 College World Series Team .....	99
Road to Omaha .....	100-101
Conference Tournament History .....	102-103
All-Americans .....	104
Freshman All-Americans .....	105
All-SEC, All-SWC & All-Tournament, CBHOF .....	106-107
Golden Hogs .....	108-109
MLB Draft History .....	110-111
ProHogs .....	112
All-Time Lettermen .....	113-117
Team Records .....	118-121
Individual Records .....	122-123
Career Batting Records .....	124
Season Batting Records .....	125
Career Pitching Records .....	126
Season Pitching Records & Freshman Records .....	127
Year-by-Year Results .....	128

## CREDITS

### EDITORIAL

Razorback Communications

### EDITOR

Oliver Grigg

### COVER & SPREAD DESIGNS

A.J. Enloe

### OTHER CONTRIBUTORS

Justin DeLille  
Matt Jones  
Jimmy Sanchez  
Drew Schlosser  
Kevin Trainor

### PHOTOGRAPHY

Walt Beazley  
Noah Southard

### CONTRIBUTING PHOTOGRAPHY

Nathan DeSutter  
Gunnar Rathbun  
Sadie Rucker  
Michael Wade/SEC  
Arkansas Athletics  
University Relations

### PRINTED BY

PittCraft

All names, nicknames, logos and other indicia referring to the University of Arkansas are trademarks owned and protected by the university. Any unauthorized use of the university's trademark is strictly prohibited.

Record by Date .....	129
Year-by-Year Hitting .....	130
Year-by-Year Pitching .....	131
Year-by-Year Leaders .....	132-133
Arkansas vs. All Opponents .....	134
Series History .....	135-157
All-Time Results .....	158-171

## UNIVERSITY OF ARKANSAS

Razorback Communications .....	176
Razorback Sports Network .....	177
University of Arkansas Leadership .....	178-179
Director of Athletics Hunter Yurachek .....	180-181



## GENERAL INFORMATION

Location.....	Fayetteville, Ark.
Founded.....	1871
Enrollment.....	34,000
Nickname.....	Razorbacks
School Colors.....	Cardinal (PMS 201) and White
Conference.....	Southeastern (SEC)
System President.....	Jay B. Silveria (Air Force, 1985)
Chancellor.....	Dr. Charles Robinson (Houston, 1987)
Athletics Director.....	Hunter Yurachek (Guilford, 1990)
Faculty Athletic Rep.....	Paul Adams (LSU, 1992)
Athletics Website.....	ArkansasRazorbacks.com
Athletic Department Phone.....	(479) 575-6533
Ticket Office Phone.....	(479) 575-5151

## BAUM-WALKER STADIUM

Home Facility.....	Baum-Walker Stadium at George Cole Field
Capacity.....	11,121 (8,237 Chairbacks)
All-Time Record.....	733-247 (30 seasons, .748)
Largest Crowd (actual).....	12,167 vs. Missouri State (June 6, 2015)
Stadium Opening.....	April 13, 1996
Dedication.....	May 3, 1996
Field Dimensions.....	LL - 320, LC - 375, CF - 400, RC - 365, RL - 312
Surface.....	Hybrid Bermuda grass

## COACHES &amp; SUPPORT STAFF

Head Coach.....	Dave Van Horn (Arkansas, 1988)
Record at Arkansas.....	933-472 (23 seasons, .664)
Overall Division I Record.....	1,253-629 (31 seasons, .666)
Overall as a Head Coach.....	1,518-712 (37 seasons, .681)
DI Postseason Appearances (Total/at Arkansas).....	25/21
College World Series Appearances (Total/at Arkansas).....	10/8
(Neb: 2001, 2002; Ark: 2004, 2009, 2012, 2015, 2018, 2019, 2022, 2025)	
Assistant Coach/Recruiting Coordinator.....	Nate Thompson (Dallas Baptist, 2006)
Assistant Coach.....	Matt Hobbs (Missouri, 2002)
Assistant Coach.....	Bobby Wernes (Arkansas, 2018)
Student Assistant Coach.....	Hudson Polk (Arkansas, 2024)
Director of Operations.....	Clay Goodwin (Arkansas, 2005)
Director of Strength & Conditioning.....	Hunter Bell (Arkansas-Monticello, 2018)
Director of Pitching Development.....	Zach Barr (Arkansas, 2017)
Director of Baseball Analytics.....	DJ Baxendale (Arkansas, 2019)
Athletic Trainer.....	Corey Wood (East Carolina, 2008)
Equipment Manager.....	Mark Taylor (Ouachita Baptist, 1988)
Strength & Conditioning Assistant.....	Rocco Peppi (Fresno State, 2024)
Analytics Assistant.....	John McElroy (Arkansas, 2023)
Quality Control Coach.....	Matthew Schluterman (Arkansas, 2024)
Student Managers.....	Tyler McNeil, Anthony Sanchez, Crew Tidwell, Trip Wright
Bullpen Catcher.....	Hayden Schnitker
Analytics Intern.....	Jackson Handler
Sports Information Director.....	Oliver Grigg (Tulane, 2017)
Academics Director.....	Jonathan Burgess (Central Arkansas, 2015)
Sport Administrator.....	Dan Trump (Arkansas, 1992)
Administrative Assistant.....	Kelly Moore (Arkansas, 2004)

## HISTORY

First Year of Arkansas Baseball.....	1897
Years of Varsity Baseball at Arkansas.....	104
(1897, 1901-03, 05, 08-16, 19-20, 22-29, 47-2026)	
All-Time Program Record.....	2,486-1,492-6 (.625)
All-Time Conference Record/Years.....	SEC: 517-443 (.539)/33
SWC: 249-190 (.567)/23	
Combined: 766-633 (.547)/56	
Conference Titles/Years.....	SEC Overall: 4/1999, 2004, 2021, 2023
SEC Western Division: 9/1999, 2004, 2007, 2011, 2018, 2019, 2021, 2023, 2024	
SWC: 2/1989, 1990	
Conference Tournament Record/Years.....	SEC: 40-48 (.455)/29
SWC: 18-25 (.419)/14	
Combined: 58-73 (.443)/43	
Conference Tournament Titles/Years.....	SEC: 1/2021
SWC: 1/1985	
NCAA Postseason Appearances.....	36
(1973, 79-80, 83, 85-90, 95-96, 98-99, 2002-15, 2017-19, 2021-25)	
NCAA Postseason Record.....	110-81 (.576)
College World Series Appearances.....	12
(1979, 1985, 1987, 1989, 2004, 2009, 2012, 2015, 2018, 2019, 2022, 2025)	
College World Series Record.....	20-24 (.455)
NCAA Super Regional Appearances.....	11
(2002, 2004, 2009, 2010, 2012, 2015, 2018, 2019, 2021, 2022, 2025)	
NCAA Super Regional Record.....	18-10 (.643)
NCAA Regional Appearances.....	35
NCAA Regional Record.....	72-47 (.605)
Overall NCAA Regional Hosts.....	11
(1999, 2004, 2006-07, 2010, 2017-19, 2021, 2023-25)	
Best NCAA Finish.....	1979 & 2018 National Runner-Up

## TEAM INFORMATION

2025 Overall Record.....	50-15
Home.....	37-4
Away.....	8-7
Neutral.....	5-4
SEC Record.....	20-10
SEC Finish.....	2nd
SEC Tournament.....	T-5th
Postseason.....	College World Series
Lettermen Returning/Lost.....	13/19
Position Starters (including DH) Returning/Lost.....	3/5
Pitchers Returning/Lost.....	8/8
Newcomers/Redshirts.....	22/4

## TOP RETURNING POSITION PLAYERS


Kuhio Aloy	OF	Jr.	.....	.317/.404/.539, 52 R, 15 2B, 13 HR, 70 RBI
Ryder Helfrick	C	So.	.....	.305/.420/.616, 47 R, 10 2B, 15 HR, 38 RBI, 3 SB
Camden Kozeal	INF	Jr.	.....	.333/.386/.539, 49 R, 18 2B, 15 HR, 62 RBI, 2 SB
Reese Robinett	INF	R-Jr.	.....	.260/.400/.438, 16 R, 4 2B, 3 HR, 13 RBI, 1 SB
Nolan Souza	INF	So.	.....	.250/.374/.427, 24 R, 5 2B, 4 HR, 22 RBI, 9 SB

## TOP RETURNING PITCHERS

Parker Coil	LHP	Sr.	.....	3-0, 1.27 ERA, 21.1 IP, 24 SO, 1 SV
Hunter Dietz	LHP	R-So.	.....	0-0, 54.00 ERA, 0.2 IP, 2 SO
Steele Eaves	RHP	So.	.....	1-0, 1.86 ERA, 9.2 IP, 10 SO
Colin Fisher	LHP	Jr.	.....	3-0, 4.62 ERA, 25.1 IP, 31 SO
Gabe Gaeckle	RHP	So.	.....	4-2, 4.42 ERA, 71.1 IP, 92 SO, 2 SV
Cole Gibling	LHP	So.	.....	3-2, 3.99 ERA, 29.1 IP, 57 SO, 1 SV
Tate McGuire	RHP	Jr.	.....	3-2, 4.55 ERA, 27.2 IP, 24 SO, 1 SV
Carson Wiggins	RHP	So.	.....	1-1, 3.21 ERA, 14.0 IP, 20 SO, 3 SV


## TOP NEWCOMERS

Mark Brissey	RHP	Fr.	.....	Batesville, Ark. (Fayetteville HS)
Carson Brumbaugh	INF	Fr.	.....	Edmond, Okla. (Edmond Santa Fe HS)
James DeCremer	RHP	R-So.	.....	Phoenix, Ariz. (Oregon State)
Jackson Kircher	RHP	So.	.....	Little Rock, Ark. (Oklahoma)
Ethan McElvain	LHP	Jr.	.....	Thompson's Station, Tenn. (Vanderbilt)
Maika Niu	OF	Sr.	.....	Mechanicsburg, Pa. (Marshall)
TJ Pompey	INF	Jr.	.....	Coppell, Texas (Texas Tech)
Damian Ruiz	OF	R-Jr.	.....	Livingston, Texas (Lamar)
Landon Schaefer	INF	Fr.	.....	Fayetteville, Ark. (Fayetteville HS)
Zack Stewart	OF	Sr.	.....	Lebanon, Mo. (Missouri State)
Christian Turner	OF	Fr.	.....	Haughton, La. (Haughton HS)



Arkansas catcher **Ryder Helfrick** slashed .305/.420/.616 with 15 home runs and 38 RBI in 2025 to help power the Hogs to their 12th College World Series appearance in program history.





**|| COACHES & SUPPORT STAFF**





# DAVE VAN HORN

Head Coach

10 College World Series

25 NCAA Tournaments • 11 SEC Championships

2

Dave Van Horn, the three-time SEC Coach of the Year, enters his 24th season at the helm of the Arkansas baseball program in 2026.

Over his 23 seasons as Head Hog, Van Horn has elevated Arkansas into one of the nation's premier programs. Van Horn, the second-winningest coach in Arkansas baseball history, has led the Razorbacks to eight College World Series appearances, including a runner-up finish (2018) and five top-five finishes (2009, 2012, 2018, 2022, 2025), 21 NCAA Tournament berths, three SEC overall titles (2004, 2021, 2023), eight SEC Western Division championships, one SEC Tournament title (2021) and 933 overall wins, including 373 SEC victories. Van Horn, whose 1,518 career wins are second most among all active Division I head coaches, is one of only five head coaches in college baseball history with 300 or more SEC wins in their career.

Since returning to his alma mater to take over for retiring legendary Arkansas head baseball coach Norm DeBriyn, Van Horn, who was inducted into the Arkansas Sports Hall of Fame in 2019 and the University of Arkansas Sports Hall of Honor in 2024, has produced nationally competitive teams and developed elite-level student-athletes on and off the field, including three Golden Spikes Award winners in Andrew Benintendi (2015), pitcher Kevin Kopps (2021) and infielder Wehiwa Aloy (2025); two Dick Howser Trophy winners in Benintendi (2015) and Kopps (2021); and countless All-Americans, All-SEC performers and future professional baseball players. Under Van Horn, the Razorbacks boast 39 All-America honorees, 56 All-SEC selections and 155 MLB draft picks over his 23 seasons at the helm of the program.

The highly decorated coach has received numerous individual and team honors throughout his 37-year coaching resume, beginning at Texarkana Community College through the present. Individually, he has been named national coach of the year twice, regional coach of the year three times and conference coach of the year six times. His teams have made 10 College World Series appearances, won seven outright conference championships, a Division II National Championship and made 25 trips to the NCAA Tournament in the last 28 years.

Entering the 2026 season, Van Horn is one of only 12 NCAA head coaches, and one of only five SEC head coaches in history, along with Pat McMahon (Mississippi State & Florida), Paul Mainieri (Notre Dame & LSU), Jim Schlossnagle (TCU & Texas A&M) and Jay Johnson (Arizona & LSU), to lead two different programs to the College World Series. Not resting on his laurels, Van Horn has kept his competitive juices flowing as he seeks to bring the first national championship to his alma mater.

One of the things that Van Horn is known for is recruiting fundamental players and molding them into the stars of tomorrow. In 2003, his first full season at Arkansas, only four Razorbacks were taken in the MLB draft. That number has grown significantly over the years, with a school-record 11 players being selected in the 2013 MLB Draft, 2018 MLB Draft and, most recently, 2025 MLB Draft. Eleven Arkansas stars under Van Horn – Nick Schmidt (2007), Logan Forsythe (2008), Zack Cox (2010), Ryne Stanek (2013), Benintendi (2015), Heston Kjerstad (2020), Hagen Smith (2024), Gage Wood (2025), Aloy (2025), Zach Root (2025) and Charles Davalan (2025) – have been selected in the first round of the MLB draft. 75 of his players have been picked in the first 10 rounds since he became the Head Hog.

Sixty-six Razorbacks have played in the MLB, including 24 former standouts under Van Horn such as 2015 American League Cy Young Award winner Dallas Keuchel and All-Stars Benintendi and James McCann. After Drew Smyly, a Van Horn pupil, hoisted the Commissioner's Trophy with the Atlanta Braves in 2021, Stanek became the sixth former Razorback, and the fourth Razorback to have played for Van Horn, to win an MLB title when he and the Houston Astros were crowned champions in 2022. Stanek joined Dick Hughes (St. Louis Cardinals, 1967), Eric Hinske (Boston Red Sox, 2007/New York Yankees, 2009), Keuchel (Houston, 2017), Benintendi (Boston, 2018) and Smyly (Atlanta, 2021) as former Razorbacks with a World Series ring.

Van Horn has been successful from the moment he took over the program from DeBriyn in 2003. In his first season as Head Hog, Van Horn guided his inaugural squad to both the SEC and NCAA tournaments. The success of the Arkansas baseball program as well as Van Horn's no-nonsense approach has endeared him to the Razorback faithful. The Arkansas fan base has grown steadily since Van Horn was given the reins to the program, and renovations to Baum-Walker Stadium since his arrival have helped to accelerate the rapid growth.

The best college ballpark in America has grown with the addition of nearly 5,000 chair back seats, 32 luxury boxes and the construction of the JB and Johnelle Hunt Family Baseball Development Center, which opened in 2022. Prior to the 2016 season, a 1,775-square foot video board, one of the largest in the country at the time of construction, was installed to improve the in-game experience. Ahead of the 2026 season, a 1,059-square foot video board was added down the left field line.

In 2025, Van Horn's 23rd season at the helm, the Razorbacks went 50-15 overall and 20-10 in SEC play to clinch their sixth 20-win SEC season in school history. Arkansas made its 12th trip to the College World Series and its eighth trip to Omaha since Van Horn's first season in 2003. The winningest team in the nation since the start of the 2017 campaign with 383 total victories, the Hogs are the only SEC program, and one of only two programs in the country along with Southern Miss, to win 40-plus games in each of the last eight full seasons: 2017 (45), 2018 (48), 2019 (46), 2021 (50), 2022 (46), 2023 (43), 2024 (44) and 2025 (50).

Armed with arguably the most talent offense in school history, the Razorbacks slugged a program-record 127 home runs in 2025. Aloy emerged as one of college baseball's most electrifying all-around players, winning the Golden Spikes Award in addition to being named a consensus All-American and SEC Player of the Year. The Wailuku, Hawai'i, native started all 65 games at shortstop and turned in one of the best offensive seasons in Arkansas history by leading the team in nearly every major category, including slugging (.673), on-base plus slugging (1.107), hits (93), runs scored (81), doubles (19), triples (2), home runs (21), extra-base hits (42), multi-hit games (30) and total bases (179). Aloy finished second on the Razorbacks in batting average (.350), RBI (68), multi-RBI games (18), hit-by-pitches (10) and stolen bases (9).

Baum-Walker Stadium drew a program-record 407,196 total fans over 41 home dates during the 2025 campaign, marking the 22nd straight year that Arkansas ranked in the top five in the nation in attendance. The Hogs won a program-record 37 games inside the friendly confines of Baum-Walker Stadium. Excluding shortened 2020 campaign, Arkansas has won 28 or more games at Baum-Walker in eight consecutive seasons: 2017 (29), 2018 (34), 2019 (33), 2021 (30), 2022 (28), 2023 (32), 2024 (34) and 2025 (37).

In 2024, Arkansas, led by Smith's record-setting season on the mound, finished its campaign with a 44-16 overall record and a 20-10 mark in SEC play, clinching its fifth 20-win SEC season in school history and securing its fifth SEC Western Division title in the last six seasons. Smith solidified his status as one of the greatest pitchers in Razorback history during the season, concluding his career as the program's all-time strikeout king and single-season strikeout leader, and departing as the highest-drafted pitcher in school history when he was selected fifth overall by the Chicago White Sox in the 2024 MLB Draft. Smith raised his career strikeout total to 360, overtaking Schmidt (345) for sole possession of Arkansas' career strikeout mark in addition to surpassing David Walling's single-season strikeout record of 155 set in 1999 to move atop the program's single-season strikeout leaderboard (161).

The Arkansas left-hander was unquestionably the best pitcher in college baseball in 2024, completing the campaign with a 9-2 record, 2.04 ERA and 161 strikeouts in 84.0 innings over 16 starts. Named the SEC Pitcher of the Year after going 7-0 with a 1.35 ERA and 110 strikeouts in 60.0 innings over 10 conference starts on the mound, Smith led the country with an NCAA-record 17.25 strikeouts per nine innings on the season and finished ranked first nationally in hits allowed per nine innings (4.4), second in strikeouts (161), fourth in ERA (2.04) and seventh in WHIP (0.89). The Bullard, Texas, native also posted a team-leading 11 quality starts and logged a program-record 11 double-digit strikeout games on the year.

Crowned the 2024 National Pitcher of the Year by the American Baseball Coaches Association/Rawlings, College Baseball Foundation and Perfect Game, Smith earned first-team All-America selections from all six of the major baseball award publications, including ABCA/Rawlings, Baseball America, College Baseball Foundation, DIBaseball, National Collegiate Baseball Writers Association and Perfect Game. Smith became the first Hog to achieve unanimous first-team All-America status since Kopps in 2021. The Razorback left-hander became the sixth two-time All-American in school history, joining program greats Kevin McReynolds (1980-81), Jeff King (1985-86), Phillip Stidham (1990-91), Walling (1998-99) and Schmidt (2006-07), and just the fourth Arkansas pitcher in history to earn All-America honors in consecutive seasons.



## A || DAVE VAN HORN

Baum-Walker Stadium drew a then-program record and nation-leading 394,146 total fans over 39 home dates in 2024, marking the 21st straight year that Arkansas ranked in the top five in the nation in attendance. The Hogs won 34 games, including a school record 27-game winning streak, inside the friendly confines of Baum-Walker Stadium, matching their then-single season home win record of 34.

In 2023, the Razorbacks went 43-18 overall, claiming their fourth overall SEC championship and their second in the last three seasons. The Hogs hit 92 homers during the historic campaign, tying for fourth most in a season in program history. Baum-Walker Stadium drew a then-record 370,940 total fans over 38 home dates, the 20th straight year Arkansas ranked in the top five in the nation in attendance.

The season before, the Hogs led the country in both total (363,153) and average attendance (10,376). 2022 was the second time in school history Arkansas led the nation in both categories, also doing so in 2007. Baum-Walker Stadium was filled to the brim throughout the 2022 campaign for good reason. Arkansas went 46-21 overall, highlighted by the program's 11th trip to the College World Series and its third trip to Omaha since the 2018 season. At the time, the Razorbacks were the only team in the country with at least 45 wins in each of the last five full seasons.

In 2021, Arkansas won 50 games for only the fourth time in program history, claiming its first SEC overall title since 2004 and its first outright SEC crown since 1999. The Razorbacks became only the second team since the SEC expanded to 30 games to win all 10 of their conference series. Arkansas capped its regular-season SEC championship with the program's first SEC Tournament championship, becoming only the third SEC team since league play expanded in 2012 to win both the regular season and tournament championship in the same season.

Kopps put together one of the most spectacular seasons in college baseball history under Van Horn's watch in 2021, winning both the Golden Spikes Award and Dick Howser Trophy after posting a 12-1 record with 11 saves and logging a school-record and nation-best 0.90 ERA. Kopps struck out 131 batters, third-most for a single season in school history, while walking just 18 and allowing only nine runs all year.

The Razorbacks were on their way to another strong showing in 2020, posting an 11-5 record before the season was cut short due to the COVID-19 pandemic. Arkansas started the season on a 7-0 run, sweeping its first two opponents over the first two weeks of play. Van Horn had arguably the best hitter in college baseball in 2020 in Kjerstad, who led the team in seven offensive categories while also leading the SEC in hits (30), total bases (53) and slugging percentage (.791). Kjerstad, recognized as the SEC's best hitter by D1Baseball following the shortened season, was ultimately selected by the Baltimore Orioles with the second overall pick of the 2020 MLB Draft, becoming the Razorbacks' highest draft pick since Jeff King was taken first overall by the Pittsburgh Pirates in the 1986 MLB Draft.

In 2019, Van Horn's Hogs put together another stellar campaign, ending in a 46-20 overall record with a whopping 33 wins coming at Baum-Walker Stadium. The Razorbacks went 20-10 in conference action, claiming a share of the SEC West Division title and the No. 2 overall seed in the SEC Tournament. Arkansas was selected as one of eight national seeds to host throughout the NCAA Regionals and NCAA Super Regionals, slotted at fifth for the second consecutive season. It was the eighth time that Baum-Walker Stadium was chosen as a postseason host site, and the first time in program history to be selected in three straight seasons.

The Razorbacks blew through regional action with a win over Central Connecticut, followed by a pair of victories over TCU for a sweep of opening weekend of postseason play. Arkansas faced a familiar foe in the Super Regional round, taking on Ole Miss in Fayetteville, rolling in game one, 11-2. After falling in game two, the Razorbacks pounced on the Rebels early in the winner-take-all game three, finishing off Ole Miss to clinch a berth to the College World Series.

Van Horn made his eighth overall appearance in Omaha, his sixth with the Hogs, to give Arkansas its 10th trip in its illustrious history. It was the first time Arkansas had made the College World Series in back-to-back years.

The 2019 squad was led by a program-high nine All-SEC honorees, with six earning second-team honors – Trevor Ezell (1B), Casey Martin (SS), Dominic Fletcher (OF), Kjerstad (OF), Matt Goodheart (DH), Matt Cronin (RP) – and three earning all-freshman praise – Patrick Wicklander (SP), Connor Noland (SP), Christian Franklin (OF). Isaiah Campbell (SP), meanwhile, was a consensus All-American, earning first-team honors from the ABCA to go with his five second-team accolades.

The 2018 season was one of Van Horn's best as the Razorback skipper, winning 48 games and reaching the College World Series finals for the first time in his career and for the second time in program history (1979). The 48 wins was, at the time, the most for any Van Horn-led team in Arkansas history, and the Hogs made a near-impeccable run through the NCAA Tournament.

The Razorbacks, the No. 5 overall seed, went a perfect 3-0 in the NCAA Fayetteville Regional, defeating Oral Roberts, Southern Miss, and Dallas Baptist to reach their seventh Super Regional in school history. The Hogs went on to secure a spot in Omaha for the ninth time in school history, winning a three-game series against SEC-foe South Carolina.

In Omaha, Arkansas barreled through the winner's bracket, defeating Texas, Texas Tech and defending national-champion Florida for a spot in the finals. Arkansas won the first game of the finals against Oregon State, but the Beavers came out on top in games two and three. Nonetheless, the state of Arkansas was well-represented on the national stage as the Razorbacks became one of only 13 teams with five or more College World Series appearances since the year 2000.

Seven different Razorbacks earned either All-America or All-SEC status at the end of the season, including infielder Carson Shaddy, who was named a third-team All-American by D1Baseball and garnered first-team All-SEC accolades. Pitcher Blaine Knight was named a first-team All-American by D1Baseball and second-team All-American by the NCBWA. Kjerstad and Martin both turned in one of the best seasons by a freshman duo in the nation as they were named consensus All-Americans by Collegiate Baseball, the NCBWA, and D1Baseball.

Along with the numerous postseason honors, Kjerstad was named the SEC Freshman of the Year after hitting .332 over 69 games with an Arkansas freshman record 87 hits, 14 home runs, and 145 total bases. Martin turned in nearly identical numbers, leading the team with a .345 average over 67 games and matching Kjerstad with 87 hits of his own. He hit 13 home runs and drove in 49 RBI while stealing eight bases.

A year after missing the NCAA Tournament for the first time since becoming head coach at Arkansas, Van Horn was determined to not only right the ship in 2017 but





return to the high level of success that the Razorbacks have enjoyed for decades. A 19-game turnaround translated to a 45-win season for the Razorbacks, their seventh 40-win season in the last 10 years. Arkansas also hosted an NCAA Regional for the first time since 2010, reaching the final game against Missouri State in what was the sixth regional ever played at Baum Stadium.

A pivotal part of the season that led to that regional host came in the final month at the SEC Tournament. After multiple delays led to Arkansas not even playing its first game until two days after the scheduled date, the Hogs battled back from a first-round loss to Mississippi State to run the table and reach the tournament final for the first time since 2007 and fourth time in school history.

The tournament turned out to be the Chad Spanberger show as he earned tournament MVP honors with a pair of multi-home run games and a pair of SEC Tournament single-game records for home runs (three vs. Auburn) and runs batted in (seven vs. Auburn). In the five games of the tournament, Spanberger led all players with 10 runs batted in, three doubles, five home runs, and 26 total bases.

Arkansas led all SEC teams during the season and finished tied for ninth in the nation with 83 home runs. Spanberger led the team with 20 home runs, good for second in the SEC and ninth in the nation. He was just the sixth player in program history to hit 20 or more home runs in a single season.

Across the board, Arkansas' hitters were among the best in the country in 2017. Joining Spanberger, Grant Koch (13), and Fletcher (12) also hit 10 or more home runs making Arkansas one of two teams in the SEC to have three players with 10 or more home runs. For Fletcher, his 12 home runs were just one less than the Arkansas freshman record for home runs in a season as he not only earned an SEC All-Freshman Team nod but was also named a Freshman All-American by the National College Baseball Writers Association (NCBWA) and Baseball America.

With the monstrous final month performance by Spanberger, he joined five other Razorbacks that were drafted in the 2017 MLB First-Year Player Draft. Stephan (3rd round, New York Yankees) led the class, followed by Spanberger (6th round, Colorado Rockies), Cannon Chadwick (9th round, New York Mets), Dominic Taccolini (10th round, San Diego Padres), Knight (29th round, Texas Rangers), and Josh Alberius (36th round, Miami Marlins). Knight opted to return for his junior season.

The 2015 season might have been one of the most memorable in Razorback history. Arkansas rebounded from a 15-15 record on April 4 to win 18 of their final 25 regular season games and surge into postseason play. After going 2-2 in the SEC Tournament, the Razorbacks became one of five teams in the country to advance to 14 consecutive NCAA tournaments, claiming the No. 2 seed in the Stillwater Regional hosted by Oklahoma State.

In one of Van Horn's best coaching jobs of his lengthy career, the Razorbacks went 3-0 in the Stillwater Regional and came back home to host the second Super Regional in program history, knocking off Missouri State in three games for the most improbable College World Series appearance in Arkansas' storied history. Van Horn made his sixth trip to Omaha, including his fourth as the Razorback skipper.

During the run to Omaha, Benintendi put together one of the finest seasons in Razorback history. Benintendi became the first Arkansas player to win the Golden Spikes Award, given annually to the nation's best amateur player. He also won the Dick Howser Trophy and was named Baseball America Player of the Year and Collegiate Baseball Player of the Year as the nation's best collegiate player.

Benintendi became just the third player in SEC history to lead the league in home runs and batting average as he joined Rafael Palmeiro (Mississippi State, 1984) and Jeff Abbott (Kentucky, 1994) as the only players in conference history to accomplish the feat. He became the first player in school history to lead the nation in home runs (20) and became the first Division I player since 2009 to hit 20 home runs and steal 20 bases in one season.

His historic season was capped with his No. 7 overall selection by the Boston Red Sox in the 2015 MLB Draft, the highest a Razorback has been drafted since King went No. 1 overall to the Pittsburgh Pirates in the 1986 MLB Draft.

The 2015 Razorbacks finished 40-25, the sixth time in the past seven seasons that Arkansas won 40 or more games. Four players were selected in the MLB Draft, including Benintendi, and four Razorbacks earned conference honors. Benintendi was named the SEC Player of the Year while pitcher Zach Jackson was named First Team All-SEC, third baseman Bobby Wernes earned SEC All-Defensive Team honors and pitcher Keaton McKinney was named to the SEC All-Freshman Team.

The Razorbacks finished 2015 at No. 2 in the country in average attendance for the third straight year with 8,290 fans per game. The 12,167 fans that attended the June 6 Super Regional game against Missouri State was the largest crowd in stadium history and the third-largest Super Regional crowd in NCAA history at the time. To this day, it remains the largest actual crowd in Baum-Walker Stadium history.

In 2014, Van Horn led Arkansas to its 13th consecutive NCAA Tournament, making the program one of seven teams in the country to advance to the NCAA Tournament each of the last 13 seasons. Arkansas surged into the SEC Tournament as the No. 7 seed after winning six of its final seven regular-season games. The Razorbacks made plenty of noise in Hoover, defeating Texas A&M in the opening round, before knocking off No. 10 Ole Miss twice and advancing to the semifinals against LSU.

Arkansas then received an at-large bid to the NCAA Charlottesville Regional as the No. 2 seed and defeated Liberty and Bucknell to advance to the program's sixth-straight regional final, but the Razorbacks saw their season come to an end against Virginia, who finished as the National Runner-up in Omaha. Arkansas continued to push its best talent to the next level following the season, as six players were taken in the 2014 MLB Draft, with five signing professional deals.

Following the 2014 season, Van Horn's coaching duties were far from finished as he became the manager of the USA Baseball Collegiate National Team. Leading the best collegiate players in the country against some of the top teams in the world, Van Horn and Team USA battled Chinese Taipei in a five-game series, Japan in a three-game set and made trips to The Netherlands and Cuba.

The squad finished with an overall record of 18-8-2 and captured the Haarlem-Honkbal Week Championship in The Netherlands after defeating Japan, 6-3, in the title game. It was the second time Van Horn donned the Stars and Stripes in his coaching career, as he served as an assistant coach on the Collegiate National Team in the summer of 2011.

Arkansas finished the 2013 season with a 39-22 record and an 18-11 mark in SEC play. The Hogs' 18 wins in league play were the most since 2010, and Arkansas won seven of 10 conference series for the first time since the 2004 season. The Razorbacks reached the regional final of the NCAA Manhattan Regional.

After dropping the opening game to Bryant, Arkansas bounced back with victories over Wichita State and Bryant before falling to host school Kansas State in the regional championship. Following the season, Arkansas set a school record with 11 players taken in the 2013 MLB Draft. The 11 players drafted also was the most in the country, and 10 of those Razorback draftees went on to sign professional contracts.

For the third time in his Arkansas tenure, Van Horn guided the Hogs to Omaha and the College World Series in 2012. Arkansas used a dominant pitching staff, timely hitting and strong defense to win the Houston Regional and Waco Super Regional to advance to the seventh College World Series in program history. The Razorbacks won their first two games of the College World Series and finished in a tie for third, equaling, what was at the time, the second-best finish to a season in school history.

Arkansas finished the season with a 46-22 record, which, at the time, was the most wins for Arkansas under Van Horn and the sixth-highest single-season win total in school history. The Hogs also won 40 games for the fourth straight season and for the 18th time in program history.

Arkansas finished the season ranked in the top six in all four of the major college baseball polls, including a No. 3 national ranking in the USA Today/ESPN Coaches Poll, NCBWA poll and Collegiate Baseball poll.

Arkansas had a knack for winning the close games in 2012. The Razorbacks played 32 games decided by one or two runs and went 19-13 in those games. Arkansas was 14-9 in one-run games during the 2012 season and had a streak of seven straight one-run victories late in the season. Six of the Razorbacks' seven wins in the NCAA Tournament were by one run, including a pair of 1-0 victories.

Van Horn reached a milestone as the Razorback head coach in 2012 as he earned his 400th win at Arkansas during UA's NCAA Tournament run. Van Horn's 400th win was a significant one as it came against Rice in the Houston Regional. The 1-0 victory over the eighth-ranked Owls put the Razorbacks in the driver's seat of the regional, which they would eventually win with a 5-1 win over Sam Houston State.

In what many people saw as a rebuilding season in 2011, Van Horn guided the Hogs to the program's fourth SEC Western Division championship and to the NCAA Tournament. After posting a 38-20 overall record through the SEC Tournament, Arkansas was sent to the NCAA Tempe Regional hosted by Arizona State.

After dropping its opening game of the regional, Arkansas rallied to reach the regional championship game before eventually falling to the Sun Devils. Arkansas finished the season with a 40-22 record and closed the season ranked in the top 25 of every major poll with an RPI of 14.

Van Horn led Arkansas to the NCAA Tournament for the ninth consecutive year in 2010. The Razorbacks also reached the Super Regional round in back-to-back years for the first time in program history. On the strength of a 40-18 record after the SEC Tournament, the Razorbacks were selected to host an NCAA Regional for the fifth time in school history.



Arkansas advanced to the Super Regionals with a 7-2 victory over Washington State in a winner-take-all regional championship game. In the Super Regionals, the Razorbacks went toe-to-toe with the tournament's top seed, Arizona State, on its home field. Arkansas lost a pair of 12-inning heartbreakers to finish the season with a 43-21 overall record.

Van Horn achieved three coaching milestones during the 2010 regular season. The Razorback skipper picked up his 300th win at Arkansas on April 9 in an 8-3 win over Mississippi State. On Feb. 27 in a 10-8 win over Troy, Van Horn earned his 600th win as a Division I head coach. He recorded career win No. 900 on May 21 in a 4-3 victory at Vanderbilt.

For the second time in his Razorback coaching career, Van Horn and his team made the ultimate postseason push and collected the program's sixth trip to Omaha for the 2009 College World Series. Rebounding from a late-season slump, Arkansas advanced to the semifinals of the SEC Baseball Tournament, before earning its eighth-consecutive berth into an NCAA Regional.

Supported by their fans, the Razorbacks hit the road and swept their way through the Norman Regional and Tallahassee Super Regional, besting Washington State and national seeds Oklahoma and Florida State along the way. In Omaha, Arkansas won two games and tied for a third-place national finish, equaling the 1985 team for, what was at the time, the second-best finish in program history.

The 2009 regular season had its share of highlights, too. The Hogs jumped out to an 8-0 start in SEC play for the first time in program history. The club achieved another first when Collegiate Baseball released its April 6 poll with Arkansas ranked No. 1, the first top ranking by any publication in program history.

Arizona State was also ranked No. 1 the same week in a different poll and were coming to Fayetteville for a pair of midweek games, marking the first No. 1 vs. No. 1 matchup at Baum Stadium. Arkansas solidified its top billing by knocking off the Sun Devils in both games.

In the finale against Arizona State, the Razorbacks drew a then-stadium-record 11,014 fans. That number is a significant reminder of the traditionally strong attendance figures for the Arkansas baseball team. In 2009, the Hogs finished No. 2 in national attendance with an average of 7,906 fans per game.

Hitting has been the focal point in some seasons, and pitching has dominated in others, but Van Horn knows that to accomplish the ultimate goal it takes a total team effort. In 2007, Arkansas won the program's third SEC Western Division title, when they went 18-12 in league play. The Razorbacks were 43-21 overall, hosted their fourth NCAA Regional and finished the season No. 18 in the final Collegiate Baseball rankings.

That team was one of Van Horn's best in terms of individual pitching prospects. Schmidt, a two-time first-team All-American, was taken by the San Diego Padres in the first round of the MLB Draft (No. 23 overall). Right-handers Jess Todd and Duke Welker were each taken in the second round by St. Louis and Pittsburgh, respectively. Todd also earned second-team All-America honors that year.

Schmidt's success on the mound was a continuation of his 2006 season, when the lefty was named the SEC Pitcher of the Year by the league coaches. The Razorbacks went 39-21 that season and hosted another NCAA Regional.

A hot start to the 2005 season had the Razorbacks ranked as high as No. 5 nationally as they opened the year 20-2, but a rash of bad luck sidetracked what was shaping up to be a magical year. Despite the setbacks, the Hogs came just a breath away from pulling off one of the nation's biggest upsets as it won its first two games at the NCAA Austin Regional. Arkansas would go all the way to the final game of the regional before losing to eventual national champion Texas.

Arkansas' 2004 season was one for the history books as the Razorbacks won 45 games, shared the SEC regular-season title, hosted NCAA Regional and Super Regional games and made its fifth appearance at the College World Series. The following all came true despite the Razorbacks getting picked to finish last in the SEC's Western Division by the league coaches.

Along the way, Arkansas won 19 SEC games, swept a weekend series in Baton Rouge, Louisiana against second-ranked LSU and dispatched a tough Florida State team in the NCAA Fayetteville Super Regional in two games. The Razorbacks' sweep of LSU was the first time since 1988 that the Tigers had been swept at home by a conference opponent. The Hogs' accomplishments led to a top 10 finish in all four major collegiate baseball polls, including a No. 6 ranking by Baseball America.

In 2003, Van Horn's first season, Arkansas advanced to both the SEC and NCAA tournaments. The Hogs were ranked in all four major baseball polls throughout the year and picked up series wins at No. 6 South Carolina and No. 5 Auburn.

## Head Coach, Nebraska (1998-2002)

Prior to taking the helm of the Arkansas program on June 21, 2002, Van Horn enjoyed a very successful five-year run as the head coach at Nebraska. In a short period of time, he built a once-fledgling program into a national powerhouse.

Before his arrival, the Cornhuskers had made just four postseason appearances in 108 years of baseball history. With their new skipper on the bench, Nebraska made four NCAA tournament appearances and two College World Series trips.

During his stint with Nebraska, Van Horn amassed a 214-92 (.699) record, won three consecutive Big 12 Tournament titles and earned Nebraska's first regular-season conference title in 51 years. He was twice named the American Baseball Coaches Association's Midwest Region Coach of the Year and posted back-to-back 50-win seasons in 2000 and 2001. In his second season at Nebraska, Van Horn guided his club to its first NCAA Tournament berth in 18 years after it won the Big 12 Tournament, its first title of any kind in nearly 50 years.

Similar to what he has done at Arkansas, Nebraska's players shined with Van Horn at the helm. The Cornhuskers had at least one player named a finalist for national player of the year honors in three seasons, including a pair of Dick Howser Award finalists. Seven players were named first-team All-Americans and 26 earned All-Big 12 accolades, including a school-record nine in 2000. The Cornhuskers also excelled in the classroom with 30 Academic All-Big 12 selections (21 first teamers) and seven players named academic all-district.

## Head Coach, Northwestern State (1995-97)

Prior to his move to Nebraska, Van Horn coached three seasons at Northwestern State, his first foray as a head coach at the Division I level. He went 106-65 (.620) in three seasons, winning two Southland Conference regular-season titles (1995 and 1997). Each title also earned him Southland Coach of the Year honors.

## Head Coach, Central Missouri State (1994)

Van Horn spent one season at the Division II level as the head coach at Central Missouri State in 1994. Taking the reins of the program with just six weeks of preparation before the season, the Mules got off to a quick start by winning 12 of their first 13 games and eventually put together a 21-game winning streak.

Central Missouri State won the MIAA Conference Championship and the tournament title before eventually dominating at the NCAA Championships to win the school's first national championship. In 2000, Central Missouri State honored Van Horn and his 1994 team by inducting them into the Central Missouri State Hall of Fame.

## Head Coach, Texarkana Community College (1989-93)

The storied head coaching career of Van Horn began with a humble start at Texarkana Community College in Texarkana, Texas. In five seasons with the Bulldogs, Van Horn guided Texarkana to a 214-72 (.748) record. He set records for single-season victories in four of his five seasons, beginning with his first, and guided his 1992 squad to the NJCAA Texas Eastern Conference Championships.

## Graduate Assistant, Arkansas (1985-88)

Prior to his first stint as a head coach, Van Horn worked with the man he replaced at Arkansas, DeBriyn, for four seasons as a graduate assistant, assisting the Razorbacks to a pair of College World Series. Arkansas was 184-71-1 (.721) while he was a graduate assistant on DeBriyn's staff, advancing to the NCAA Regionals in each of his four seasons.

## Playing Career (1980-84)

Van Horn played two seasons at McLennan Community College in Waco, Texas, helping the Highlanders reach the JUCO World Series for the first time in 1980 and make a return trip to Grand Junction, Colo., in 1981. He hit .350 with 40 RBI and garnered all-conference recognition as a freshman in 1980 before earning All-America, Region 5 Player of the Year, all-conference and all-region honors as a sophomore after hitting .350 with 15 doubles, 40 RBI and 20 stolen bases in 1981. In 2026, Van Horn's No. 8 jersey was retired by McLennan.

A standout defensive third baseman, Van Horn was selected by the Chicago White Sox in the 10th round of the 1981 MLB draft but opted to transfer to Arkansas instead. In his one year with the Razorbacks, Van Horn earned All-Southwest Conference honors as well as the team's most valuable player and Southwest Conference Newcomer of the Year accolades. Following his junior year, the Atlanta Braves selected Van Horn in the 10th round of the 1982 MLB Draft.

Van Horn spent three seasons in the Braves organization before returning to Fayetteville to begin his coaching career.

## Personal

Van Horn is married to the former Karen Lee. The couple has two daughters, Hollan and Mariel.



# THE DAVE VAN HORN FILE

## PERSONAL

Born: Sept. 17, 1960  
Hometown: Kansas City, Mo.  
Alma Mater: Arkansas (1988)  
Master's of Science: East Texas A&M (1992)  
Wife: Karen  
Daughters: Hollan, Mariel  
Named Head Coach at Arkansas: June 21, 2002

## COACHING HISTORY

2003-pres.               Arkansas (Head Coach)  
1998-2002               Nebraska (Head Coach)  
1995-97                  Northwestern State (Head Coach)  
1994                      Central Missouri State (Head Coach)  
1989-93                  Texarkana Community College (Head Coach)  
1985-88                  Arkansas (Graduate Assistant)

## PLAYING HISTORY

1982-84                 Atlanta Braves organization  
1982                      Arkansas  
1980-81                 McLennan Community College

## MLB DRAFT HISTORY

1982                     10th Round (Atlanta Braves)  
1981                     10th Round (Chicago White Sox)

## HEAD COACH BY THE NUMBERS

1,518-712 (37 years)   Overall Record as Head Coach  
1,304-570 (32 years)   Overall Four-Year College Record  
1,223-629 (31 years)   Overall D1 Record  
933-472 (23 years)     Record at Arkansas  
214-92 (5 years)       Record at Nebraska  
106-65 (3 years)       Record at Northwestern State  
51-11 (1 year)          Record at Central Missouri State  
214-72 (5 years)       Record at Texarkana Community College

## COACHING HONORS

2023   SEC Coach of the Year  
2021   SEC Coach of the Year  
2004   SEC Coach of the Year  
2001   Baseball America National Coach of the Year  
2001   Big 12 Coach of the Year  
2001   ABCA Midwest Region Coach of the Year  
2000   ABCA Midwest Region Coach of the Year  
1997   Southland Coach of the Year  
1995   Southland Coach of the Year  
1994   NCAA Division II Coach of the Year  
1994   ABCA Central Region Coach of the Year

## HALL OF FAME & CAREER HONORS

2026   McLennan Community College Jersey Retirement  
2024   University of Arkansas Sports Hall of Honor  
2019   Arkansas Sports Hall of Fame  
2013   Winnetonka High School Hall of Fame  
2012   Ban Johnson League Hall of Fame  
2001   Central Missouri State Hall of Fame



## VAN HORN'S CAREER NUMBERS

Year	School	Record	Pct.	Conf.	Place	Conf. Tourn.	NCAA
1989	Texarkana CC	39-18	.684	N/A	N/A	N/A	--
1990	Texarkana CC	44-14	.759	N/A	N/A	N/A	--
1991	Texarkana CC	45-12	.789	N/A	N/A	N/A	--
1992	Texarkana CC	48-10	.827	N/A	1st	N/A	--
1993	Texarkana CC	38-18	.678	N/A	N/A	N/A	--
	<i>Total</i>	<i>214-72</i>	<i>.748</i>	--	--	--	--
1994	Central Missouri St.	51-11	.823	15-1	1st (Div.)	1st (4-1)	NCAA DII Champs (7-1)
	<i>Total</i>	<i>51-11</i>	<i>.823</i>	<i>15-1</i>	--	<i>1 (4-1)</i>	<i>1 (7-1)</i>
1995	Northwestern St.	37-15	.711	19-5	1st	DNP (0-2)	--
1996	Northwestern St.	34-27	.557	14-16	2nd (Div.)	2nd (3-2)	--
1997	Northwestern St.	35-23	.603	19-9	1st	DNP (0-2)	--
	<i>Total</i>	<i>106-65</i>	<i>.620</i>	<i>52-30</i>	--	<i>3 (3-6)</i>	--
1998	Nebraska	24-20	.545	10-13	7th	DNQ	DNQ
1999	Nebraska	42-18	.700	16-9	5th	1st (4-0)	NCAA (1-2)
2000	Nebraska	51-17	.750	21-9	2nd	1st (5-1)	NCAA (4-2)
2001	Nebraska	50-16	.758	20-8	1st	1st (4-0)	CWS (5-2)
2002	Nebraska	47-21	.691	16-11	2nd	2nd (3-1)	CWS (5-3)
	<i>Total</i>	<i>214-92</i>	<i>.699</i>	<i>67-39</i>	--	<i>4 (16-2)</i>	<i>4 (15-9)</i>
2003	Arkansas	35-22	.612	14-16	6th West	T-7th (0-2)	NCAA (1-2)
2004	Arkansas	45-24	.652	19-11	T-1st Overall	4th (2-2)	CWS (6-3)
2005	Arkansas	39-22	.636	13-17	T-5th West	T-7th (0-2)	NCAA (2-2)
2006	Arkansas	39-21	.650	18-12	2nd West	T-7th (0-2)	NCAA (1-2)
2007	Arkansas	43-21	.672	18-12	1st West	2nd (3-1)	NCAA (2-2)
2008	Arkansas	34-24	.586	14-15	4th West	DNQ	NCAA (0-2)
2009	Arkansas	41-24	.631	14-15	4th West	4th (2-2)	CWS (7-2)
2010	Arkansas	43-21	.672	18-12	2nd West	T-7th (0-2)	NCAA (3-3)
2011	Arkansas	40-22	.645	15-15	1st West	T-3rd (2-2)	NCAA (2-2)
2012	Arkansas	46-22	.676	16-14	T-2nd West	T-9th (0-2)	CWS (7-3)
2013	Arkansas	39-22	.639	18-11	2nd West	T-3rd (2-1)	NCAA (2-2)
2014	Arkansas	40-25	.615	16-14	4th West	T-3rd (3-2)	NCAA (2-2)
2015	Arkansas	40-25	.615	17-12	3rd West	T-5th (2-2)	CWS (5-3)
2016	Arkansas	26-29	.473	7-23	7th West	DNQ	DNQ
2017	Arkansas	45-19	.703	18-11	2nd West	2nd (3-2)	NCAA (3-2)
2018	Arkansas	48-21	.696	18-12	T-1st West	T-3rd (2-1)	CWS Runner-Up (9-3)
2019	Arkansas	46-20	.697	20-10	T-1st West	T-5th (1-2)	CWS (5-3)
2020	Arkansas	11-5	.688	0-0	--	--	--
2021	Arkansas	50-13	.794	22-8	1st Overall	1st (4-0)	NCAA (4-3)
2022	Arkansas	46-21	.687	18-12	2nd West	T-7th (0-2)	CWS (8-3)
2023	Arkansas	43-18	.705	20-10	T-1st Overall	T-3rd (2-1)	NCAA (2-2)
2024	Arkansas	44-16	.733	20-10	1st West	T-7th (0-2)	NCAA (1-2)
2025	Arkansas	50-15	.769	20-10	2nd	T-5th (0-1)	CWS (7-2)
	<i>Total</i>	<i>933-472</i>	<i>.664</i>	<i>373-282</i>	--	<i>20 (28-33)</i>	<i>21 (79-50)</i>
<i>Career Totals</i>		<i>1,518-712</i>	<i>.681</i>	<i>507-352</i>	--	<i>51-42 (.548)</i>	<i>101-60 (.627)</i>





## NATE THOMPSON

Assistant Coach • Recruiting Coordinator

4 College World Series

7 NCAA Super Regionals • 10 NCAA Regionals

# 30

Nate Thompson enters his ninth season as an assistant coach for the Arkansas baseball program in 2026.

Thompson, the Razorbacks' hitting coach and recruiting coordinator, has helped develop a Golden Spikes Award winner, 11 All-Americans, 21 All-SEC honorees and 28 MLB draft selections since joining the program ahead of the 2018 campaign. Under Thompson's guidance, outfielder Heston Kjerstad, taken by the Baltimore Orioles with the second overall pick of the 2020 MLB Draft, became Arkansas' highest-selected draftee since infielder Jeff King was picked first overall by the Pittsburgh Pirates in 1986, and infielder Wehiwa Aloy became Arkansas' third Golden Spikes Award winner in program history during the 2025 season, joining outfielder Andrew Benintendi (2015) and pitcher Kevin Kopps (2021).

On the field, Arkansas has displayed jaw-dropping power and prolific run-scoring ability since Thompson began working with the hitters, posting the top five school records for home runs in a season under his watch: program-record 127 (2025), 109 (2021), 106 (2022), 98 (2018) and 92 (2023). The Hogs recorded consecutive 100-homer seasons in 2021 (109) and 2022 (106) for the first time in school history. Arkansas also leads the SEC in runs scored (3,459) and runs batted in (3,212) since 2018.

Since Thompson joined the coaching staff, Arkansas has won a nation-leading 338 games, made four trips to the College World Series (2018, 2019, 2022, 2025), clinched a pair of overall SEC titles (2021, 2023) and captured five SEC Western Division titles (2018, 2019, 2021, 2023, 2024). Additionally, the Razorbacks won Collegiate Baseball's national recruiting championship for the first time in program history in 2023 as their star-studded recruiting class was named the nation's best by the publication.

Arkansas, the winningest program in the nation since the start of the 2017 campaign with 383 total victories, is one of only two schools in the country to win 40-plus games in each of the last eight full seasons. In 2025, the Razorbacks went 50-15 overall and 20-10 in SEC play to clinch their sixth 20-win SEC season in school history. Arkansas made its 12th trip to the College World Series and its fourth trip to Omaha since Thompson joined the staff ahead of the 2018 season.

With Thompson's help, Aloy emerged as one of college baseball's most electrifying all-around players in 2025, winning the Golden Spikes Award and being named a consensus All-American and SEC Player of the Year. The Wailuku, Hawai'i, native started all 65 games at shortstop during the season and turned in one of the best offensive campaigns in Razorback history by leading the team in nearly every major category, including slugging percentage (.673), on-base plus slugging (1.107), hits (93), runs scored (81), doubles (19), triples (2), home runs (21), extra-base hits (42), multi-hit games (30) and total bases (179). Aloy finished second on the Razorbacks in batting average (.350), RBI (68), multi-RBI games (18), hit-by-pitches (10) and stolen bases (9), helping the team hit a program-record 127 home runs during the season.

In 2024, the Hogs finished with a 44-16 overall record and a 20-10 mark in SEC play, clinching their fifth 20-win SEC season in school history and securing their fifth SEC Western Division title in the last six seasons. In 2023, the Razorbacks posted a 43-18 overall record, claiming their fourth overall SEC championship and their second in the last three seasons. The Hogs belted 92 home runs during the historic campaign, tying for fourth-most in a single season in program history. Arkansas recorded 40-plus wins for the sixth consecutive full season.

Arkansas posted a 46-21 overall record in 2022, highlighted by the program's 11th trip to the College World Series and its third trip to Omaha since Thompson joined the staff ahead of the 2018 season. At the time, the Razorbacks were the only team in the country with at least 45 wins in each of the last five full seasons.

Armed with one of the most explosive lineups in the country, Thompson oversaw an offense that slugged a program-record and nation-leading 109 home runs during the historic 50-win season in 2021. Thompson and the offense helped Arkansas win its first SEC overall title since 2004 and its first outright SEC crown since 1999. The Hogs became only the second team since the SEC expanded to 30 games to win all 10 conference series. Arkansas capped its regular-season SEC championship with the program's first SEC Tournament title, becoming only the third SEC team since league play expanded in 2012 to win both championships in the same season.

Six Razorbacks swatted 10 or more homers during the 2021 campaign, led by infielder Robert Moore's team-high 16 blasts. With Thompson's guidance, Moore became the first Razorback in program history to earn Freshman All-America status in multiple seasons. The switch-hitter, who was eligible as a sophomore due to the shortened 2020 season, was named a freshman All-American by Baseball America in 2021 after earning the distinction from Collegiate Baseball in 2020.

All-America outfielder Christian Franklin, selected by the Chicago Cubs in the fourth round of the 2021 MLB Draft, chipped in 13 homers and 54 RBI, helping Arkansas top the SEC in five offensive categories: on-base percentage (.387), runs scored (483), homers (109), walks (360), sacrifice flies (36).

During the pandemic-shortened 2020 season, the Arkansas bats were in a groove, racking up a .310 batting average through 16 games. The Razorbacks totaled 118 runs on 175 hits with 33 doubles and 21 homers, an increase in hits (166), doubles (32) and home runs (17) through the first 16 games of 2019.

Thompson had arguably the best hitter in collegiate baseball in 2020 in Kjerstad, who led the team in seven offensive categories while also leading the SEC in hits (30), total bases (53) and slugging percentage (.791), finishing second in batting average (.448). Kjerstad, who entered entering the year as a unanimous first-team preseason All-American and a member of the USA Baseball Golden Spikes Award preseason watch list, was recognized as the SEC's best hitter by DIBaseball following the shortened season.

In 2019, Thompson's hitters racked up a .298/.489/.393 line at the plate over 66 games. The Razorbacks ranked No. 17 in the nation in scoring, averaging 7.4 runs per game, and totaled 491 runs scored, good for ninth in the NCAA. The Hogs also ranked in the top 10 in four other offensive categories: hits (679, No. 7), doubles (142, No. 6), homers (88, No. 7) and slugging (.489, No. 10).

Six of Thompson's hitters landed on All-SEC teams, with Trevor Ezell, Casey Martin, Dominic Fletcher, Kjerstad and Goodheart all earning second-team accolades. Franklin took home freshman All-SEC honors, and Jack Kenley was recognized by DIBaseball as a third-team All-America honoree.

The Razorback bats helped propel Arkansas to its second consecutive share of the SEC West Division behind a 20-10 conference record. The Hogs earned the No. 5 national seed for their postseason run. For the second season in a row under Thompson, Arkansas' season culminated in Omaha with the program's 10th overall trip to the College World Series.

Thompson's first year with the Razorbacks in 2018 was nothing short of extraordinary as he guided one of the best lineups in the nation to a national runner-up finish at the College World Series. Led by a pair of freshman All-Americans in Kjerstad and Martin, Arkansas hit .296, its best for a season since 2010, and hit a then-school record 98 home runs. Five different Hogs hit at least 10 long balls during the season.

As a team, Arkansas ranked in the top 25 in the country in sacrifice hits (42, No. 2), home runs (98, No. 3), hits (695, No. 4), runs scored (482, No. 8), walks (324, No. 12), slugging percentage (.475, No. 13), batting average (.296, No. 23) and runs per game (7.0, No. 23). The runs, RBI and walks were Arkansas' best since 2000. In conference play, the Hogs topped the SEC in batting average (.302), on-base percentage (.380), slugging (.486), hits (310), home runs (45), total bases (499) and sacrifice flies (19).

As for Martin and Kjerstad, the duo combined for a .339 batting average, 27 home runs and 107 RBI, leading all freshman duos in the SEC. Martin paced the Razorbacks with a .345 batting average, while Kjerstad led the team in home runs (14) and RBI (58). Those home runs also led all freshmen in the SEC. Fletcher also turned in a strong sophomore season under Thompson's tutelage, recording a .288 batting average with 10 home runs and 49 RBI.

Fletcher went on to play for the USA Baseball Collegiate National Team during the summer of 2018. Fletcher is one of five Razorback hitters to don the Red, White and Blue since Thompson arrived in Fayetteville. Kjerstad, Martin and Casey Opitz suited up for the squad in 2019, while Moore played for the team in 2021.



Thompson arrived at Arkansas after three seasons at Missouri State as hitting coach and recruiting coordinator. In 2017, his final season at MSU, Thompson helped the program reach the NCAA Super Regionals and win a Missouri Valley Conference championship after the Bears' offense hit .274 as a team with 80 home runs. With Thompson on staff, Missouri State hit .270 or better in each of his three seasons and averaged just under seven runs per game.

In his three years in Springfield, Thompson helped the Bears average a slash line of .287/.391/.453, breaking the school record for walks in 2015 (317) and again in 2017 (351). Thompson was also a key reason for the emergence of All-American Jake Burger, who was taken No. 11 overall by the Chicago White Sox in the 2017 MLB Draft.

Burger, the first player in Missouri State history to be selected in the first round of the MLB draft, led the Bears offensively as a junior during the 2017 season, hitting .328 with 22 home runs, 65 RBI and a .648 slugging percentage. Burger was named a semifinalist for the Dick Howser Trophy and Golden Spikes Award.

Burger finished his career at MSU with 47 home runs and 241 hits, 11th most in the school's history. In 2017, he was named a first-team All-American for the third consecutive season, becoming only the second player in MSU history to do so.

Jeremy Eierman, another pupil of Thompson, put together his own All-American season in 2017, being named a first-team All-American by Perfect Game/Rawlings after hitting .313 with 23 homers and a team-leading 68 RBI. Eierman was selected by the Oakland Athletics in the supplemental second round of the 2018 MLB Draft.

In 2016, the Bears blossomed at the plate under the tutelage of Thompson with an MVC-best .299 team batting mark, their top single-season average since 2009. MSU led the MVC in nearly every major offensive statistical category, including slugging (.500), on-base percentage (.391), runs scored (440), RBI (412), doubles (121), triples (26), home runs (80) and total bases (1027). The Bears' 80 long balls ranked as the sixth-best total in club history, led by NCAA Division I home run leader Spencer Johnson (24), who earned All-America honors with Burger (21) after ranking No. 1 and No. 2 in the nation, respectively.

During the 2015 season, Thompson's first at Missouri State, Burger became just the third Bear rookie, along with Mark Bailey (1980) and Bob Blakley (1974), to be selected for an All-America team (other than an all-freshman squad). Three different position players signed professional contracts at the conclusion of Thompson's first season with the Bears, including MVC Defensive Player of the Year Joey Hawkins and All-MVC performer Dylan Becker, who signed with the St. Louis Cardinals, as well as first-team all-conference pick Tate Matheny, who was selected by the Boston Red Sox in the fourth round of the MLB draft.

Johnson joined the group last year, signing with the Houston Astros after being selected in the 16th round of the 2016 MLB Draft. With Burger being drafted in 2017 and Eierman in 2018, Thompson has been responsible for the three highest draft picks in Missouri State history. Eierman and Burger, as well as Matheny, also each played for the USA Baseball Collegiate National Team during their time at MSU.

Additionally, Thompson's first full year with MSU produced one of the top recruiting classes in program history. Anchored by a home-grown crop of standouts that included nine players rated among the top 31 high school recruits in the state of Missouri by either Perfect Game USA or Prep Baseball Report, the Bears' 2015 recruiting class was named No. 35 in the nation by Collegiate Baseball. In 2016, Thompson was named the best recruiter in the MVC by D1Baseball.

Prior to joining the Missouri State staff in July 2014, Thompson served as Hutchinson (Kan.) Community College's primary hitting coach from 2011 through the 2014 season, helping lead the Blue Dragons to a pair of KJCCC West regular-season titles and two of the top five win totals in program history. Hutchinson broke 17 team or individual school records during a 43-17 campaign that saw it rank among the NJCAA's top 20 nationally in 14 offensive statistical categories.

In 2014, Thompson helped mentor Matt Jones, a 25th round selection of the Los Angeles Dodgers in the 2014 MLB Draft, Jayhawk West Most Valuable Player Jake Schleppenbach and national pitcher of the year Kyle Simonds, who became the first player in Hutchinson history to earn first-team All-America recognition.

Over his four-year stint as an assistant coach at Hutchinson, Thompson helped the program average 35 wins per season while posting a .613 winning percentage and producing 23 All-Jayhawk West Division selections, eight of which went on to earn NJCAA All-Region VI honors. In 2012, the Blue Dragons logged a 40-17 ledger, including a Jayhawk West Division crown with a 23-9 conference mark. Led by All-American Tanner Lubach, seven Blue Dragons earned all-conference honors, with four players signing to continue their careers at the Division I level.

Thompson spent three seasons at Nebraska as the Cornhuskers' volunteer assistant



coach prior to his arrival at Hutchinson. In that capacity, he instructed the Husker outfielders and assisted with the infield group.

He played key roles in the development of 2008 All-Big 12 performers and MLB draftees Jake Opitz (12th round, Chicago Cubs) and Mitch Abeita (19th round, New York Yankees), as well as future MLB player Cody Asche, who helped Nebraska log an impressive 41-16-1 campaign and earn the right to host an NCAA Regional in Lincoln, Neb.

Thompson also served as the director of Nebraska's summer baseball camps, overseeing program development and personnel while assisting with the instruction and skill development phases of the camps.

Following the completion of his own collegiate playing career at Dallas Baptist, Thompson began his coaching career as a student assistant coach with the Patriots. During the 2006 season, he aided a DBU staff that included current Patriots head coach Dan Heefner, working with the outfielders and assisting with hitting instruction and the implementation of the team's strength and conditioning program. The Patriots recorded a .329 team batting mark en route to a 33-23 season and saw a school-record seven players taken in the MLB Draft.

From there, Thompson moved into a graduate assistant role at Fort Hays State, where he served as the Tigers' primary hitting and outfield coach during the 2007 campaign. A pair of Tigers earned ABCA All-Central Region recognition under Thompson's tutelage as Fort Hays State finished with a 33-20 overall record.

Additionally, Thompson gained experience during the summer of 2007 as an assistant coach with the Mat-Su Miners of the Alaska Baseball League, where he was nominated for the league's assistant of the year honor.

A two-year letterwinner in the Dallas Baptist outfield, Thompson helped the Patriots claim the 2004 NCCAA national championship after turning in a standout two-year career at Garden City Community College. Thompson was a key figure on the Busters' 2003 Jayhawk West Division championship team, earning NJCAA Distinguished Academic All-America honors.

A native of Goodland, Kan., Thompson graduated cum laude with his bachelor's degree in kinesiology from Dallas Baptist in 2006 and earned a master's degree in sports administration at Fort Hays State in 2008. He married the former Anna Schardt in 2009, and the couple has three daughters, Nevaeh, Natalie and Nora.

#### PERSONAL

Born: Nov. 11, 1982  
Alma Mater: Dallas Baptist (2006)  
Wife: Anna  
Children: Nevaeh, Natalie, Nora

#### COACHING HISTORY

2018-pres.	Arkansas (Assistant Coach/Recruiting Coordinator)
2015-17	Missouri State (Assistant Coach)
2011-14	Hutchinson Community College (Assistant Coach)
2008-10	Nebraska (Volunteer Assistant Coach)
Summer 2007	Mat-Su Miners (Assistant Coach)
2007	Fort Hays State (Graduate Assistant)
2006	Dallas Baptist (Student Assistant)

#### PLAYING HISTORY

2004-05	Dallas Baptist
2002-03	Garden City Community College





## MATT HOBBS

Assistant Coach

3 College World Series

5 NCAA Super Regionals • 9 NCAA Regionals

# 47

Matt Hobbs, the 2024 D1Baseball Assistant Coach of the Year, enters his eighth season as an assistant coach for the Arkansas baseball program in 2026.

Hobbs, the Razorbacks' pitching coach, has helped develop 10 All-Americans, 10 All-SEC honorees, including two conference pitchers of the year, and 30 MLB draft selections since joining Arkansas as an assistant coach ahead of the 2019 campaign. Under Hobbs' tutelage, Kevin Kopps emerged as the best player in the country in 2021, winning both the Golden Spikes Award and Dick Howser Trophy, and Hagen Smith developed into the unanimous national pitcher of the year and became the highest-drafted pitcher in program history in 2024.

Since Hobbs joined the Razorback coaching staff, Arkansas has made three trips to the College World Series (2019, 2022 & 2025), clinched a pair of overall SEC championships (2021, 2023) and captured four SEC Western Division titles (2019, 2021, 2023, 2024). Additionally, the Hogs won Collegiate Baseball's national recruiting championship for the first time in program history in 2023 as Arkansas' star-studded recruiting class was named the nation's best by the publication.

With Hobbs' leadership, Arkansas has had 30 pitchers selected in the MLB draft, including 22 pitchers taken in the first 10 rounds, since 2019. Razorback pitchers who have blossomed under Hobbs' guidance before ultimately hearing their names called in the MLB draft include:

**2019 MLB Draft (5):** Isaiah Campbell - Seattle Mariners, CB-B round (76); Matt Cronin - Washington Nationals, 4th round (123); Jacob Kostyshock - Colorado Rockies, 8th round (249); Cody Scroggins - Boston Red Sox, 9th round (287); Zack Plunkett - Los Angeles Dodgers, 20th round (611).

**2021 MLB Draft (6):** Kevin Kopps - San Diego Padres, 3rd round (99); Ryan Costeiu - Los Angeles Angels, 7th round (201); Patrick Wicklander - Tampa Bay Rays, 8th round (251); Lael Lockhart - Los Angeles Dodgers, 9th round (282); Caden Monke - Kansas City Royals, 14th round (409); Elijah Trest - Colorado Rockies, 19th round (560).

**2022 MLB Draft (5):** Peyton Palette - Chicago White Sox, 2nd round (62); Evan Taylor - Miami Marlins, 9th round (262); Connor Noland - Chicago Cubs, 9th round (263); Zebulon Vermillion - New York Mets, 10th round (299); Mark Adamiak - Oakland Athletics, 15th round (454).

**2023 MLB Draft (3):** Jaxon Wiggins - Chicago Cubs, 2nd-C round (68); Hunter Hollan - Cincinnati Reds, 3rd round (74); Cody Adcock - Cincinnati Reds, 13th round (378).

**2024 MLB Draft (4):** Hagen Smith - Chicago Cubs, 1st round (5); Mason Molina - Milwaukee Brewers, 7th round (215); Jake Faherty - Miami Marlins, 11th round (334); Brady Tygart - Boston Red Sox, 12th round (357).

**2025 MLB Draft (7):** Gage Wood - Philadelphia Phillies, 1st round (26); Zach Root - Los Angeles Dodgers, 1st round (40); Christian Foutch - Boston Red Sox, 5th round (148); Aiden Jimenez - Kansas City Royals, 5th round (158); Landon Beidelschies - Atlanta Braves, 6th round (187); Ben Bybee - San Francisco Giants, 8th round (236); Parker Coil - Milwaukee Brewers, 16th round (485).

Since Hobbs began working with the Razorback pitching staff ahead of the 2019 campaign, Arkansas has struck out opposing hitters at a historic clip, posting four of the top five school records for strikeouts in a season under his watch: program-record 706 (2024), 703 (2025), 674 (2022) and 657 (2021).

Arkansas, the winningest program in the nation since the start of the 2017 campaign with 383 total victories, is one of only two schools in the country to win 40-plus games in each of the last eight full seasons. In 2025, the Razorbacks went 50-15 overall and 20-10 in SEC play to clinch their sixth 20-win SEC season in school history. Arkansas, which made its 12th trip to the College World Series and its third trip to Omaha since Hobbs joined the staff ahead of the 2019 season, had two first-rounders in its starting rotation in Wood (No. 26 overall, Philadelphia Phillies) and Root (No. 40 overall, Los Angeles Dodgers) - a first in program history.

Wood turned in one of the greatest pitching performances in college baseball history in Omaha, tossing a nine-inning no-hitter with 19 strikeouts and zero walks against Murray State to set the Razorbacks' program record for most strikeouts in a game (19) as well as record the most strikeouts in a game of nine or fewer innings in College World Series history. Root, meanwhile, garnered All-America and All-SEC honors after going 9-6 with a 3.62 ERA and a team-leading 126 strikeouts, seventh most in a season by a Razorback pitcher, in 99.1 innings of work.

With Hobbs' help, the Hogs finished the 2024 campaign with a 44-16 overall record and a 20-10 mark in SEC play, clinching their fifth 20-win SEC season in school history

and securing their fifth SEC Western Division title in the last six seasons. Hobbs guided the Razorback pitching staff to a historic and record-breaking campaign. Arkansas ranked fifth in the nation with a 3.87 ERA and a 3.11 strikeout-to-walk ratio while leading the country with 12.1 strikeouts per nine innings, powered by a school-record 706 strikeouts. Under Hobbs' guidance, Smith solidified his status as one of the greatest pitchers in Razorback history, concluding his career as the program's all-time strikeout king and single-season strikeout leader, and departing as the highest-drafted pitcher in school history when he was selected fifth overall by the Chicago White Sox in the 2024 MLB Draft.

Smith, crowned the National Pitcher of the Year by the American Baseball Coaches Association/Rawlings, College Baseball Foundation and Perfect Game, earned first-team All-America selections from all six of the major baseball award publications, including ABCA/Rawlings, Baseball America, College Baseball Foundation, D1Baseball, National Collegiate Baseball Writers Association and Perfect Game, in 2024. Under Hobbs' tutelage, Smith became the first Hog to achieve unanimous first-team All-America status since Kopps accomplished the feat during his historic 2021 season.

The Razorback left-hander became the sixth two-time All-American in school history, joining program greats Kevin McReynolds (1980-81), Jeff King (1985-86), Phillip Stidham (1990-91), David Walling (1998-99) and Nick Schmidt (2006-07). Smith became just the fourth Arkansas pitcher in history to earn All-America honors in consecutive seasons.

Smith was unquestionably the best pitcher in college baseball in 2024, completing the campaign with a 9-2 record, 2.04 ERA and 161 strikeouts in 84.0 innings over 16 starts. Named the SEC Pitcher of the Year after going 7-0 with a 1.35 ERA and 110 strikeouts in 60.0 innings over 10 conference starts on the mound, Smith led the country with an NCAA-record 17.25 strikeouts per nine innings on the season and finished ranked first nationally in hits allowed per nine innings (4.4), second in strikeouts (161), fourth in ERA (2.04) and seventh in WHIP (0.89).

The Bullard, Texas, native posted a team-leading 11 quality starts and logged a program-record 11 double-digit strikeout games on the year, becoming the program's all-time career strikeout king and single-season strikeout leader during his historic 2024 campaign. Smith, who raised his career strikeout total to 360, overtook Schmidt (345) for sole possession of Arkansas' career strikeout mark in addition to surpassing Walling's single-season strikeout record of 155 set in 1999 to move atop the program's single-season strikeout leaderboard (161).

In 2023, the Razorbacks posted a 43-18 overall record, claiming their fourth overall SEC championship and their second in the last three seasons. Arkansas became the only SEC program, and one of just two teams in the country along with Southern Miss, to record 40 or more wins in each of the last six full seasons. Three of Hobbs' pitchers - Wiggins (2nd-C round, Chicago Cubs), Hollan (3rd round, Cincinnati Reds) and Adcock (13th round, Cincinnati Reds) - were selected in the 2023 MLB Draft.

In 2022, the Razorback pitching staff racked up 674 strikeouts to set a new single-season school record for the second consecutive year. Hobbs' pitching staff, which included a pair of Freshman All-Americans in Hagen Smith and Brady Tygart as well as five MLB draftees in Palette, Taylor, Noland, Vermillion and Adamiak, helped power the Hogs to a 46-21 overall record, culminating with the program's 11th trip to the College World Series, and Hobbs' second as a member of the coaching staff.

In 2021, Hobbs and his pitching staff helped Arkansas win its first SEC overall title since 2004 and its first outright SEC crown since 1999. The Razorbacks became only the second team since the SEC expanded to 30 games to win all 10 of their conference series. Arkansas capped its regular-season SEC championship with the program's first SEC Tournament championship, becoming only the third SEC team since league play expanded in 2012 to win both the regular season and tournament championship in the same season.

With a stable of arms that featured Kopps, who was selected by the San Diego Padres in the third round of the 2021 MLB Draft, and five more MLB draftees, Hobbs oversaw a Razorback pitching staff that totaled 657 strikeouts, the previous school record, during the historic 50-win season in 2021. Kopps, who became the second Arkansas player in school history to win the Golden Spikes Award and Dick Howser Trophy, posted a 12-1 record with 11 saves, logging a school-record 0.90 ERA during the year. The right-hander struck out 131, then the third-most total in program history, and walked just 18 while allowing only nine earned runs all season. Kopps was named SEC Pitcher of the Year and won nearly every single major award in the sport, including national player of the year praise from D1Baseball, Collegiate Baseball Newspaper and the College Baseball Foundation.

Hobbs also oversaw Wicklander's emergence as the Razorbacks' Friday night starter during the 2021 season. The left-hander made 13 starts and posted a 7-1



record with a 2.09 ERA, the second-lowest earned run average among all SEC pitchers. Wicklander, who earned All-SEC Second Team honors at the year's end, was drafted by the Tampa Bay Rays in the eighth round of the 2021 MLB draft.

Kopps and Wicklander were two of six Razorback pitchers selected in the 2021 MLB Draft, as Costeiu (8th round, Los Angeles Angels), Lockhart (10th round, Los Angeles Dodgers), Monke (14th round, Kansas City Royals) and Trest (19th round, Colorado Rockies) also heard their names called. Arkansas' six pitchers taken, including four in the draft's first 10 rounds, was the most the program has ever had selected in the first 20 rounds of the MLB draft.

For Arkansas, it was the second time in program history that it had four pitchers selected in the draft's first 10 rounds. The Razorbacks also achieved the feat in 2019, Hobbs' first year as pitching coach, when Campbell (CB-B, Seattle Mariners), Cronin (4th round, Washington Nationals), Kostyshock (8th round, Colorado Rockies) and Scroggins (9th round, Boston Red Sox) all went in the first 10 rounds.

Despite the pandemic-shortened 2020 season, Hobbs' pitchers were impressive over the first 16 games of the year. The Hogs put together a 3.68 ERA and an 11-5 record with three saves and one shutout. Arkansas racked up 143 strikeouts in 142.0 innings as seven pitchers tallied double-digit strikeout totals, with right-hander Connor Noland leading the way with 19. Noland went 2-0 with a 2.00 ERA over three starts to lead Arkansas' starting pitching. Pitcher Zebulon Vermillion was electric out of the bullpen, striking out 12 with only four hits allowed, all singles, in five outings, winning one game and picking up a save in another.

Hobbs helped craft the Razorback pitching staff into one of the top groups in the country in his first year on the job in 2019, led by Campbell. The Razorbacks' Friday night starter, Campbell put together a 12-1 season and recorded a 2.13 ERA over 118.1 innings, striking out 125 in 18 starts. He was named a consensus All-American for his performance in 2019, earning a first-team nod from the ABCA and second-team honors from five other outlets.

Arkansas' pitching staff was bookended by Cronin, who played the role of closer and posted 12 saves and a 1-0 record in 25 appearances. He recorded 42 strikeouts over 29.0 innings pitched for a team-best 1.86 ERA. Opponents hit just .165 against Cronin as he racked up five All-America awards, including second-team honors from Baseball America.

A majority of Arkansas' game two and three starts came from a pair of freshmen in Noland and Wicklander, as the duo combined to start 34 games and appear in 42. The two totaled nine wins and 145 strikeouts, putting together a pair of low 4.00 ERAs as Noland picked up freshman All-America honors from Perfect Game.

The Razorback arms helped propel Arkansas to its second consecutive share of the SEC West behind a 20-10 conference record. The Hogs earned a No. 5 national seed for their postseason run, which featured a clean sweep in the NCAA Fayetteville Regionals and two wins over SEC foe Ole Miss in the NCAA Fayetteville Super Regional. Arkansas' season culminated with a trip to Omaha, the program's 10th overall trip to the College World Series. Four of Arkansas' pitchers were taken in the 2019 MLB Draft, with Campbell getting selected in the second round by the Mariners. Cronin, Kostyshock and Scroggins were all drafted in the first 10 rounds and signed to pro squads following the 2019 season.

Before Arkansas, Hobbs spent four years at Wake Forest. During his time in Winston-Salem, 12 Demon Deacon pitchers were drafted or signed free-agent contracts in four years (2014-18), including four each following the 2016 and 2017 seasons and three after the 2018 season. In each of his first three years in Winston-Salem, the Demon Deacons improved in ERA (5.73 to 5.24 to 4.11), strikeouts (364 to 435 to a program-record 559), walks per nine (5.03 to 4.35 to 3.83) and opponent batting average (.281 to .280 to .247).

The Demon Deacons also significantly improved their win totals the first three years under Hobbs, from 27 to 35 to 43, winning the 2017 NCAA Winston-Salem Regional and falling a game short of the College World Series at the Gainesville Super Regional. The pitching staff excelled down the stretch in 2017, recording a 3.81 ERA, .240 opponent batting average and more than a strikeout per inning against the likes of Florida, West Virginia and UMBC in the NCAA Tournament. In Hobbs' final season at Wake Forest, the 2018 Demon Deacon pitching staff set a program record for strikeouts per nine innings, fanning more than one batter per inning.

Hobbs oversaw Parker Dunshee's development as he became a two-time all-conference starting pitcher, seventh-round draft pick in 2017 and Wake Forest's all-time strikeout record holder. In addition, Donnie Sellers and Connor Johnstone were drafted for the first time in their careers in 2017 under Hobbs, and Griffin Roberts heard his name called in the following year's draft. Fellow pitchers Rayne Supple and Chris Farish also started their pro careers in 2018.

Before arriving at Wake Forest, Hobbs spent four years as the pitching coach at Missouri, his alma mater. During his four years in Columbia, Hobbs had seven of his pitchers drafted in three seasons and guided four players to all-conference honors.

In 2013, Missouri's first year in the SEC, Hobbs helped mentor Rob Zastryzny, who was selected by the Chicago Cubs in the second round of that year's MLB draft. Hobbs also helped guide pitcher Keaton Steele to All-SEC First Team honors as Steele was the only player in the nation to lead his team in wins and saves. Hobbs' pitching staff in 2013, despite being made up of eight newcomers, ranked among the best in recent Mizzou history with a 3.87 ERA in 50 games. That was the best team mark by a Tiger team since 2006. His three regular starters all had ERAs 3.80 or lower and his staff allowed just 152 walks, which was third in the league.



In 2012, he mentored starter Zastryzny to honorable mention All-Big 12 honors and closer Dusty Ross to a spot on the All-Big 12 Second Team. In 2011, three of his pitchers were selected in the MLB draft, and he coached All-Big 12 Freshman Team honoree Zastryzny and All-Big 12 honorable mention Phil McCormick.

Prior to joining the Mizzou coaching staff ahead of the 2011 campaign, Hobbs spent the 2010 season as the pitching coach at San Francisco, where his staff ranked fourth in the West Coast Conference in ERA and was second in the league in fewest walks per nine innings. Most notably, Hobbs helped convert Kyle Zimmer from a third baseman into a pitcher. Hobbs' tutelage and foresight paid off for Zimmer, who was drafted fifth overall by the Kansas City Royals in the 2012 MLB Draft.

Before his one season at San Francisco, Hobbs spent three years as the associate head coach, pitching coach and recruiting coordinator at UC San Diego. The Tritons made a trip to the Division II College World Series in 2009. They finished that year ranked No. 3 after claiming the school's first ever Regional Championship.

Under Hobbs, UC San Diego's staff allowed the fewest number of walks per nine innings in D-II and ranked 12th nationally in ERA (3.73) in 2009. Future MLB pitcher Guido Knudson earned NCBWA All-America honorable mention praise that season.

Prior to his stint at UC San Diego, Hobbs spent two seasons as the pitching coach at Santa Barbara City College. In 2006, Hobbs' staff allowed the fewest walks in the Western State Conference, while his 2005 squad led the WSC with a 2.27 ERA.

During the summers, Hobbs was the pitching coach for Foresters Baseball, which won the National Baseball Congress World Series in 2006 after a runner-up finish in 2005. Hobbs also served one season as an assistant coach at Chapman, where he worked with the pitchers and catchers.

Over the course of Hobbs' coaching career, more than 50 of his pitchers have either been drafted or signed pro contracts. Hobbs has also helped develop numerous big leaguers over his college coaching career, including Dylan Axelrod (Santa Barbara City College), Campbell (Arkansas), Knudson (UC San Diego), Matt Stites (Missouri), Zastryzny (Missouri) and Zimmer (San Francisco).

Hobbs pitched at Missouri from 1999-2002, where he won 13 games and struck out 125 batters. Hobbs was drafted twice, first by the San Diego Padres in 2001 and then by the Kansas City Royals in 2002.

Hobbs and his wife, Marta, have two daughters, Addison and Taylor, and a son, Will.

## PERSONAL

Born: March 2, 1980  
Alma Mater: Missouri (2002)  
Wife: Marta  
Children: Addison, Taylor, Will

## COACHING HISTORY

2019-pres.	Arkansas (Pitching Coach)
2015-18	Wake Forest (Pitching Coach)
2011-14	Missouri (Pitching Coach)
2010	San Francisco (Pitching Coach)
2008-09	UC San Diego (Associate Head Coach)
2006-07	Santa Barbara City College (Pitching Coach)
2005	Chapman (Pitching Coach)

## PLAYING HISTORY

1999-2002	Missouri
-----------	----------

## MLB DRAFT HISTORY

2002	50th Round (Kansas City Royals)
2001	30th Round (San Diego Padres)





## BOBBY WERNES

Assistant Coach

2 College World Series

3 NCAA Super Regionals • 5 NCAA Regionals

7

Bobby Wernes, who played two years for the Razorbacks under head coach Dave Van Horn, enters his sixth season as an assistant coach for the Arkansas baseball program in 2026.

Wernes served as the program's volunteer assistant coach for three seasons (2021-23) before he was promoted to a full-time role on the coaching staff prior to the 2024 campaign. He works alongside Van Horn and assistant coach/recruiting coordinator Nate Thompson, assisting as a hitting and infield coach while also working with the Hogs' catchers. Since Wernes joined the coaching staff, Arkansas has made two trips to the College World Series (2022 & 2025), clinched a pair of overall SEC titles (2021, 2023) and captured three SEC Western Division titles (2021, 2023, 2024).

Highlighted by infielder Wehiwa Aloy (No. 31 overall) and outfielder Charles Davalan's (No. 41 overall) first-round selections in the 2025 MLB Draft, Wernes has worked with 19 position players selected in the draft, including 16 taken in the first 10 rounds, since joining the staff in 2021. With Wernes' help, Aloy became Arkansas' third Golden Spikes Award winner in program history in 2025, joining outfielder Andrew Benintendi (2015) and pitcher Kevin Kopps (2021).

Additionally, with Wernes on staff, Arkansas won Collegiate Baseball's national recruiting championship for the first time in program history in 2023 as their star-studded recruiting class was named the nation's best by the publication.

Arkansas, the winningest program in the nation since the start of the 2017 campaign with 383 total victories, is one of only two schools in the country to win 40-plus games in each of the last eight full seasons. In 2025, the Razorbacks went 50-15 overall and 20-10 in SEC play to clinch their sixth 20-win SEC season in school history. Arkansas made its 12th trip to the College World Series and its second trip to Omaha since Wernes joined the staff ahead of the 2021 season.

With Wernes' help, the Razorbacks finished the 2024 campaign with a 44-16 overall record and a 20-10 mark in SEC play, clinching their fifth 20-win SEC season in school history and securing their fifth SEC Western Division title in the last six seasons.

The Razorbacks posted a 43-18 overall record in 2023, claiming their fourth overall SEC championship and their second in the last three seasons. Arkansas belted 92 home runs during the historic campaign, tying for fourth-most in a season in program history. Arkansas also became the only SEC program, and one of just two teams in the country, to record 40 or more wins in each of the last six full seasons.

In 2022, Arkansas posted a 46-21 overall record, highlighted by the program's 11th trip to the College World Series and its third trip to Omaha since the 2018 season. At the time, the Razorbacks were the only team in the country with at least 45 wins in each of the last five full seasons.

In 2021, Wernes' first season on staff, Arkansas won its first SEC overall title since 2004 and its first outright SEC crown since 1999. The Razorbacks became only the second team since the SEC expanded to 30 games to win all 10 of their conference series. Arkansas capped its regular-season SEC championship with the program's first SEC Tournament championship, becoming only the third SEC team since league play expanded in 2012 to win both the regular season and tournament championship in the same season.

Wernes joined the Arkansas staff after spending two years coaching in the Philadelphia Phillies' organization with the Gulf Coast League (GCL) Phillies West. In 2019, he served as the team's hitting coach, helping the club to a 33-15 record and a first-place finish in the North Division. Under his guidance, the Phillies West squad led the GCL in team batting average and was second among the 18 teams in slugging percentage, averaging 5.13 runs per game.



Wernes was promoted to manager of the Phillies West in 2020 and was slated to be one of the youngest managers in professional baseball before the minor league season was canceled due to the COVID-19 pandemic.

Before beginning his coaching career, Wernes played for the Razorbacks from 2014-15 and was drafted by the Houston Astros in the 30th round of the 2015 MLB Draft. He played four years of pro ball, including two years in the Astros organization and two years in the Colorado Rockies' system, reaching Double-A Hartford in 2018.

Wernes appeared in 121 games over his two years as a Razorback, racking up 103 hits, 45 RBI and 68 runs scored. He started 55 of 56 games in 2014 as a sophomore and registered 10 multi-hit games, including a double, 18 RBI and 18 runs scored.

He played in all 65 games in 2015, hitting .279 with seven doubles, five homers and a team-high six triples. That season, Wernes was named to the SEC All-Defensive Team and played an integral part in the Hogs' eighth overall College World Series berth.

Bobby and his wife, Kristina, an Arkansas graduate, have a daughter, Lillian, and a son, Walker.

### PERSONAL

Born: July 4, 1994  
Alma Mater: Arkansas (2016)  
Wife: Kristina  
Children: Lillian, Walker

### COACHING HISTORY

2021-pres.	Arkansas (Assistant Coach)
2020	GCL Phillies West (Manager)
2019	GCL Phillies West (Assistant Coach)

### PLAYING HISTORY

2017-18	Colorado Rockies organization
2015-16	Houston Astros organization
2014-15	Arkansas
2013	Neosho Community College

### MLB DRAFT HISTORY

2015	30th Round (Houston Astros)
------	-----------------------------





## HUDSON POLK

Offensive Analyst  
2nd Season • Arkansas (2024)

6

Hudson Polk enters his second season on the Arkansas baseball staff in 2026.

Since Polk, who spent the 2025 season as a student assistant coach before moving into his current role as offensive analyst, joined the coaching staff, Arkansas has made one trip to the College World Series (2025).

A former Razorback catcher, Polk played two seasons under head coach Dave Van Horn after transferring to Arkansas from Oklahoma prior to the 2023 season. In his two years as a Hog, Polk hit three home runs and recorded 12 RBI over 35 games.

The Coppell, Texas, native was a two-time SEC Academic Honor Roll selection while at Arkansas, earning a spot on the First-Year SEC Academic Honor Roll as a junior in 2023 before landing on the Spring SEC Academic Honor Roll as a senior in 2024.

Prior to coming to Arkansas, Polk appeared in 16 games over two seasons (2021-22) at Oklahoma, swatting one home run and driving in eight runs as a Sooner. As a sophomore during the 2022 campaign, he played in 12 games with six starts at catcher and slashed .313/.522/.563 with two doubles, one triple, five RBI and five runs scored on the year.



## HUNTER BELL

Director of Strength & Conditioning  
4th Season • Arkansas-Monticello (2018)

Hunter Bell, a former collegiate baseball player and University of Arkansas at Monticello graduate, enters his fourth season as the director of strength and conditioning for the Arkansas baseball program in 2026.

In his three full seasons with the Razorbacks, Bell has helped in the strength and conditioning development of 26 MLB draft picks, including 14 pitchers and 12 position players. With Bell's help in the weight room, infielder Wehiwa Aloy became Arkansas' third Golden Spikes Award winner in program history in 2025, joining outfielder Andrew Benintendi (2015) and pitcher Kevin Kopps (2021).

Bell came to Arkansas from Elon, where he spent a year as an assistant sports performance coach. He oversaw strength and conditioning for the baseball and women's lacrosse programs while also assisting with football. In his one season with the Phoenix, Bell helped in the development of two 2022 MLB Draft selections.

Prior to Elon, Bell worked at Chattanooga and oversaw strength and conditioning for men's wrestling, women's soccer, track and field, and tennis while assisting with football. Before that, he was a graduate assistant at Missouri State, where he was responsible for performance training of the track and field, swim and dive, and baseball programs. As the lead strength and conditioning assistant for Missouri State baseball, Bell helped in the development of one 2021 MLB Draft selection.

Before his stop at Missouri State, he interned at TCU, working with the Horned Frogs football, men's basketball, and baseball programs. Bell coached alongside head baseball strength and conditioning coach Zach Dechant to direct student-athlete workouts.

The Vicksburg, Miss., native got his start in sports performance as an intern at SEC institutions Mississippi State (2018) and Ole Miss (2019-20), where he worked directly with football. Bell also gained experience in the private sector during that time, working at Pro Sports Performance (2019) in Brookhaven, Miss., and implementing the basketball, softball and baseball strength and conditioning programs for Copiah-Lincoln Community College.

Bell, a Certified Strength and Conditioning Specialist (CSCS) through the National Strength and Conditioning Association (NSCA) as well as CPR/AED certified, earned his associate degree from Hinds Community College (2014-16), where he played two seasons of baseball for the Bulldogs. He received his bachelor's degree in exercise science from UAM (2016-18), where he played two seasons of baseball for the Boll Weevils.



## CLAY GOODWIN

Director of Operations  
19th Season • Arkansas (2005)

Clay Goodwin enters his 19th season as director of operations for the Arkansas baseball program in 2026.

As the director of operations, Goodwin coordinates many of the behind-the-scenes aspects of the Razorback baseball program as he works in conjunction with the Arkansas coaching staff.

Prior to his appointment as the director of baseball operations, Goodwin spent the 2006 season as the Razorbacks' fifth-year student assistant coach. He assisted the Arkansas coaching staff with practices, day-to-day administrative duties and game day activities. He served as a graduate manager for Arkansas during the 2007 season.

Goodwin was an outstanding player for the Razorbacks over four seasons, and his name is littered throughout the Arkansas record book. An excellent defensive third baseman, he was also known to have an effective bat and finished his career with a .297 average, 49 doubles, 12 home runs and 127 RBI.

At the conclusion of his four-year playing career, he ranked eighth in career at-bats (750), tied for ninth in career hits (223) and tied for fifth in career singles (157). Goodwin appeared in 202 games as a Razorback, making 193 starts.

Goodwin graduated from Arkansas in May of 2005 with a degree in kinesiology. He completed his master's degree in workforce development at Arkansas in the fall of 2006.

Goodwin and his wife, Jill, have a daughter, Caroline, and a son, Gage.



## ZACH BARR

Director of Pitching Development  
9th Season • Arkansas (2017)

Zach Barr enters his ninth season with the Arkansas baseball program in 2026.

He spent his first seven seasons with the Razorbacks as the director of video and scouting before moving into his current role as director of pitching development. Barr's duties include studying video of games and team practices as well as scouting opponents throughout the season.

Barr is a former student-athlete under head coach Dave Van Horn after transferring to Arkansas from UCA prior to the 2014 season. In his two years at UCA, he pitched in 22 games and had a 3-0 record with a 2.56 ERA and 31 strikeouts.

A native of White Hall, Ark., Barr earned all-state and all-conference honors twice in his high school career and played in the AAA All-Star Game and Central Arkansas All-Star Game.




# A || SUPPORT STAFF



**DJ BAXENDALE**

Director of Analytics  
7th Season • Arkansas (2019)



**COREY WOOD**

Athletic Trainer  
15th Season • East Carolina (2008)

DJ Baxendale enters his seventh season on the Arkansas baseball staff in 2026.

Baxendale, the program's director of analytics, spent the 2020 and 2021 seasons as a student assistant coach before moving into a graduate manager role in 2022.

Baxendale pitched at Arkansas from 2010-12, cementing himself as one of the Hogs' top hurlers during the team's 2012 run to the College World Series. He won a team-best eight games that season, tossing 107.0 innings and racking up 96 strikeouts with a 3.11 ERA.

His 2011 season was arguably his best on the mound as a Razorback, posting a 10-2 record over 19 appearances and 12 starts with three saves. He totaled 79 strikeouts, allowing 15 earned runs over 85.1 frames of work for a 1.58 ERA, the best among starting pitchers at Arkansas that year.

Baxendale was selected by the Minnesota Twins in the 10th round of the 2012 MLB Draft. He spent eight years playing minor league baseball for the organization, including four seasons with the Twins' Triple-A affiliate in Rochester, N.Y.

Corey Wood enters his 15th season as the athletic trainer for the Arkansas baseball program in 2026. Wood joined the Razorbacks as part of the athletic training staff in June 2011. He spent the previous two years working at Wichita State as a graduate assistant trainer.

While working with WSU's baseball team, he was responsible for the Shockers' day-to-day injury prevention and rehabilitation. Wood also served as the host athletic trainer for the 2011 Missouri Valley Conference baseball tournament and was an intern for the WSU strength and conditioning staff for a year.

Prior to WSU, Wood worked as an intern with the Cleveland Indians during spring training in 2009. He directed the aquatic therapy sessions and oversaw strength activities.

Wood earned his bachelor's degree from East Carolina in May of 2008 and his master's degree from Wichita State in May of 2011.

A native of Winston-Salem, N.C., Wood and his wife, Laura, have a daughter, Ryleigh, and a son, Wyatt.



**MARK TAYLOR**

Equipment Manager  
35th Season • Ouachita Baptist (1988)



**KELLY MOORE**

Administrative Assistant  
23rd Season • Arkansas (2004)

Mark Taylor enters his 35th season as equipment manager for the Arkansas baseball program in 2026.

Taylor is responsible for the Razorbacks' equipment needs, including fitting, ordering, maintaining, laundering and inventory.

A native of Camden, Ark., Taylor earned his bachelor's degree in health and physical education from Ouachita Baptist in 1988 and his master's in education in supervision and administration from Nicholls State in 1991.

He and his wife, Kim, have two daughters, Anna and Abby.

Kelly Moore enters her 23rd season working for head coach Dave Van Horn and the Arkansas baseball program in 2026.

Her duties include coordinating team travel, administration of the equipment budget, organizing recruiting databases and the day-to-day operations of the baseball office. She also serves as coordinator for Arkansas Baseball Camps.

A native of Fort Smith, Ark., Moore holds a bachelor's degree in adult education from Arkansas. She and her husband, Max, a native of Fayetteville, Ark., have three children, Maddux, Addi Grace and Sawyer.




**Rocco Peppi**  
Strength & Conditioning Assistant




**John McElroy**  
Analytics Assistant



**Matthew Schluterman**  
Quality Control Coach




**Tyler McNeil**  
Student Manager




**Anthony Sanchez**  
Student Manager




**Crew Tidwell**  
Student Manager



**Trip Wright**  
Student Manager



**Hayden Schnitker**  
Bullpen Catcher




**Jackson Handler**  
Analytics Intern




**Jonathan Burgess**  
Academics



**Nathan DeSutter**  
Content



**A.J. Enloe**  
Graphic Design



**Oliver Grigg**  
Communications



**Jimmy Sanchez**  
Marketing



**Dan Trump**  
Sport Administrator





|| 2026 RAZORBACKS





# || NUMERICAL ROSTER

No.	Player	Pos.	Yr.	Ht.	Wt.	B/T	Hometown / High School / Previous School
1	Carson Brumbaugh	INF	Fr.	6-3	215	R/R	Edmond, Okla. / Edmond Santa Fe HS
3	Nolan Souza	INF	Jr.	6-3	215	L/R	Honolulu, Hawai'i / Punahou School
4	Maika Niu	OF	Sr.	6-1	190	R/R	Mechanicsburg, Pa. / Trinity HS / New Orleans / Marshall
5	TJ Pompey	INF	Jr.	6-4	215	R/R	Coppell, Texas / Coppell HS / Texas Tech
8	Camden Kozeal	INF	Jr.	5-10	205	L/R	Omaha, Neb. / Millard South HS / Vanderbilt
9	Alexander Peck	INF	Fr.	6-4	205	R/R	Franklin, Tenn. / University School of Nashville
10	Tyler Holland	INF	R-Fr.	6-1	195	R/R	Mission Viejo, Calif. / Mission Viejo HS
11	Luke Cornelison	INF/RHP	Fr.	6-1	205	R/R	Springdale, Ark. / Har-Ber HS
12	Carter Rutenbar	C	Fr.	5-11	195	L/R	Midlothian, Texas / Midlothian Heritage HS
13	Steele Eaves	RHP	So.	6-0	210	R/R	Lonoke, Ark. / Lonoke HS
14	Mark Brissey	RHP	Fr.	6-3	215	R/R	Batesville, Ark. / Fayetteville HS
15	Jackson Kircher	RHP	So.	6-4	215	R/R	Little Rock, Ark. / Little Rock Christian Academy / Oklahoma
16	Christian Turner	OF	Fr.	6-0	180	L/R	Haughton, La. / Haughton HS
17	Zack Stewart	OF	Sr.	6-2	220	L/R	Lebanon, Mo. / Lebanon HS / Missouri State
18	Reese Robinett	INF	R-Jr.	6-3	220	L/R	Kennett, Mo. / Kennett HS
19	Carson Willis	C	R-Fr.	5-11	205	R/R	Hot Springs, Ark. / P27 Academy
20	Gabe Gaeckle	RHP	Jr.	6-0	190	R/R	Aptos, Calif. / Aptos HS
21	Brenton Clark	OF	R-Fr.	5-11	195	L/R	Texarkana, Texas / Pleasant Grove HS
22	Peyton Lee	RHP	Fr.	6-5	205	R/R	Maumelle, Ark. / Maumelle HS
24	Landon Schaefer	INF/OF	Fr.	6-3	190	R/R	Fayetteville, Ark. / Fayetteville HS
25	Kuhio Aloy	OF	Jr.	6-1	205	R/R	Wailuku, Hawai'i / H.P. Baldwin HS / BYU
26	Tate McGuire	RHP	Jr.	6-3	215	R/R	Liberty, Mo. / Liberty North HS
27	Ryder Helfrick	C	Jr.	6-1	210	R/R	Discovery Bay, Calif. / Clayton Valley Charter HS
28	Jordan Martin	RHP	Fr.	6-6	225	R/R	Jefferson City, Mo. / Jefferson City HS
29	Cole Gibler	LHP	So.	6-2	205	L/L	Blue Springs, Mo. / Blue Springs HS
32	Hunter Dietz	LHP	R-So.	6-6	235	R/L	Trinity, Fla. / Calvary Christian HS
33	Ethan McElvain	LHP	Jr.	6-4	250	S/L	Thompson's Station, Tenn. / Nolensville HS / Vanderbilt
34	Joey Lorenzini	LHP	Fr.	6-5	225	L/L	Rocklin, Calif. / Rocklin HS
35	Cayden Mitchell	INF	Fr.	6-2	205	R/R	Arlington, Texas / Mansfield Timberview HS
36	Parker Coil	LHP	Sr.	6-3	195	R/L	Edmond, Okla. / Edmond Memorial HS
37	Grant Wren	RHP	Fr.	6-4	210	R/R	Melbourne, Ark. / Melbourne HS
38	Colin Fisher	LHP	Jr.	6-3	225	L/L	Noble, Okla. / Noble HS
39	Jacob Imoto	LHP	So.	6-3	200	L/L	Vista, Calif. / Mission Hills HS / Palomar College
40	James DeCremier	RHP	R-So.	6-1	205	R/R	Phoenix, Ariz. / Brophy College Prep / Oregon State
42	Damian Ruiz	OF	R-Jr.	6-0	190	R/R	Livingston, Texas / Livingston HS / Houston Christian / Lamar
44	Carson Wiggins	RHP	So.	6-5	215	R/R	Roland, Okla. / Roland HS
45	Tye Briscoe	INF/LHP	Fr.	5-11	195	L/L	Abilene, Texas / Wylie HS
48	Cooper Dossett	RHP	R-Jr.	6-0	210	R/R	Springdale, Ark. / Har-Ber HS
55	Brendan Kleiman	C	Grad.	5-10	190	R/R	Olney, Md. / Sherwood HS / Frederick CC / Eastern Michigan

## Coaches & Support Staff

Head Coach:	2 Dave Van Horn, 24th Season (Arkansas, 1988)
Assistant Coach/Recruiting Coordinator:	30 Nate Thompson, 9th Season (Dallas Baptist, 2006)
Assistant Coach:	47 Matt Hobbs, 8th Season (Missouri, 2002)
Assistant Coach:	7 Bobby Wernes, 6th Season (Arkansas, 2016)
Offensive Analyst:	6 Hudson Polk, 2nd Season (Arkansas, 2024)
Director of Operations:	Clay Goodwin, 19th Season (Arkansas, 2005)
Director of Strength & Conditioning:	Hunter Bell, 4th Season (Arkansas-Monticello, 2018)
Director of Pitching Development:	Zach Barr, 9th Season (Arkansas, 2017)
Director of Baseball Analytics:	DJ Baxendale, 7th Season (Arkansas, 2012)
Athletic Trainer:	Corey Wood, 15th Season (East Carolina, 2008)
Equipment Manager:	Mark Taylor, 35th Season (Ouachita Baptist, 1988)
Strength & Conditioning Assistant:	Rocco Peppi (Fresno State, 2024)
Analytics Assistant:	John McElroy (Arkansas, 2023)
Quality Control Coach:	Matthew Schluterman (Arkansas, 2024)
Student Managers:	Tyler McNiel, Anthony Sanchez, Crew Tidwell, Trip Wright
Bullpen Catcher:	Hayden Schnitker
Analytics Intern:	Jackson Handler
Sports Information Director:	Oliver Grigg, 6th Season (Tulane, 2017)
Academics Director:	Jonathan Burgess, 5th Season (Central Arkansas, 2015)
Sport Administrator:	Dan Trump, 1st Season (Cal, 1992)
Administrative Assistant:	Kelly Moore, 23rd Season (Arkansas, 2004)






**CARSON BRUMBAUGH**  
Fr. • 6-3 • 215 • R/R  
INF • Edmond, Okla.



**NOLAN SOUZA**  
Jr. • 6-3 • 215 • L/R  
INF • Honolulu, Hawai'i



**MAIKA NIŪ**  
Sr. • 6-1 • 190 • R/R  
OF • Mechanicsburg, Pa.




**TJ POMPEY**  
Jr. • 6-4 • 215 • R/R  
INF • Coppell, Texas



**CAMDEN KOZEAL**  
Jr. • 5-10 • 205 • L/R  
INF • Omaha, Neb.



**ALEXANDER PECK**  
Fr. • 6-4 • 205 • R/R  
INF • Franklin, Tenn.



**TYLER HOLLAND**  
R-Fr. • 6-1 • 195 • R/R  
INF • Mission Viejo, Calif.




**LUKE CORNELISON**  
Fr. • 6-1 • 205 • R/R  
INF/RHP • Springdale, Ark.



**CARTER RUTENBAR**  
Fr. • 5-11 • 195 • L/R  
C • Midlothian, Texas



**STEELE EAVES**  
So. • 6-0 • 210 • R/R  
RHP • Lonoke, Ark.



**MARK BRISSEY**  
Fr. • 6-3 • 215 • R/R  
RHP • Batesville, Ark.




**JACKSON KIRCHER**  
So. • 6-4 • 215 • R/R  
RHP • Little Rock, Ark.



**CHRISTIAN TURNER**  
Fr. • 6-0 • 180 • L/R  
C • Houghton, La.



**ZACK STEWART**  
Sr. • 6-2 • 220 • L/R  
OF • Lebanon, Mo.



**REESE ROBINETT**  
R-Fr. • 6-3 • 220 • L/R  
INF • Kennett, Mo.



**CARSON WILLIS**  
R-Fr. • 5-11 • 205 • R/R  
C • Hot Springs, Ark.



**GABE GAECKLE**  
Jr. • 6-0 • 190 • R/R  
RHP • Aptos, Calif.



**BRENTON CLARK**  
R-Fr. • 5-11 • 195 • L/R  
OF • Texarkana, Texas



**PEYTON LEE**  
Fr. • 6-5 • 205 • R/R  
RHP • Maumelle, Ark.



**LANDON SCHAEFFER**  
Fr. • 6-3 • 190 • R/R  
INF/OF • Fayetteville, Ark.



**KUHIO ALOY**  
Jr. • 6-1 • 205 • R/R  
INF • Wailuku, Hawai'i



**TATE MCGUIRE**  
Jr. • 6-3 • 215 • R/R  
RHP • Liberty, Mo.



**RYDER HELFRICK**  
Jr. • 6-1 • 210 • R/R  
C • Discovery Bay, Calif.



**JORDAN MARTIN**  
Fr. • 6-6 • 225 • R/R  
RHP • Jefferson City, Mo.



**COLE GIBLER**  
So. • 6-2 • 205 • L/L  
LHP • Blue Springs, Mo.



**HUNTER DIETZ**  
R-So. • 6-6 • 235 • R/L  
LHP • Trinity, Fla.



**ETHAN McELVAIN**  
Jr. • 6-4 • 250 • S/L  
LHP • Thompson's Station, Tenn.



**JOEY LORENZINI**  
Fr. • 6-5 • 225 • L/L  
LHP • Rocklin, Calif.




**CAYDEN MITCHELL**  
Fr. • 6-2 • 205 • R/L  
INF • Arlington, Texas



**PARKER COIL**  
Sr. • 6-3 • 195 • R/L  
LHP • Edmond, Okla.



**GRANT WREN**  
Fr. • 6-4 • 210 • R/R  
RHP • Melbourne, Ark.



**COLIN FISHER**  
Jr. • 6-3 • 225 • L/L  
LHP • Noble, Okla.




**JACOB IMOTO**  
So. • 6-3 • 200 • L/L  
LHP • Vista, Calif.



**JAMES DeCREMER**  
R-So. • 6-1 • 205 • R/R  
RHP • Phoenix, Ariz.



**DAMIAN RUIZ**  
R-Jr. • 6-0 • 190 • R/R  
OF • Livingston, Texas



**CARSON WIGGINS**  
So. • 6-5 • 215 • R/R  
RHP • Roland, Okla.



**TYE BRISCOE**  
Fr. • 5-11 • 195 • L/L  
INF/LHP • Abilene, Texas



**COOPER DOSSETT**  
R-Jr. • 6-0 • 210 • R/R  
RHP • Springdale, Ark.



**BRENDAN KLEIMAN**  
Grad. • 5-10 • 190 • R/R  
C • Olney, Md.




**DAVE VAN HORN**  
Head Coach  
24th Season



**NATE THOMPSON**  
Assistant Coach  
9th Season



**MATT HOBBS**  
Assistant Coach  
8th Season



**BOBBY WERNES**  
Assistant Coach  
6th Season



**HUDSON POLK**  
Offensive Analyst  
2nd Season



**CLAY GOODWIN**  
Director of Operations  
19th Season



**HUNTER BELL**  
Strength & Conditioning  
4th Season



**ZACH BARR**  
Pitching Development  
9th Season



**DJ BAXENDALE**  
Baseball Analytics  
7th Season





# NOLAN SOUZA

**INF • Junior • 6-3 • 215 • L/R**  
**Honolulu, Hawai'i • Punahou School**

**3**

## 2025 (Sophomore)

» Spring SEC Academic Honor Roll

Played in 32 games with 28 starts (all at second base) before suffering a season-ending injury ... Slashed .250/.374/.427 with four home runs and 22 RBI ... Scored 24 runs on the year ... Totaled 24 hits, including five doubles ... Drew 19 walks ... 9-for-9 on stolen base attempts, finishing second on the team in stolen bases ... Recorded five multi-hit games and six multi-RBI games ... Had a season-long five-game hitting streak and seven-game reached base streak ... Defensively, committed only two errors in 86 total chances (.977 fielding percentage) and assisted in turning 13 double plays ... In SEC play, slashed .262/.404/.405 with one home run and nine RBI in 13 games with 12 starts ... Earned the Opening Day start at second base in game one of the doubleheader against Washington State (Feb. 14), collecting a hit and stolen base ... Went 2-for-4 with two runs scored and a double against ULM (March 4) ... Swatted his first home run of the season against ULM (March 5), finishing with a season-high three RBI, two walks and a stolen base ... Homered in the series opener against Portland (March 7) ... Scored a pair of runs, collected an RBI and stole a base in the second game of the series against Portland (March 8) ... Hit his first home run of SEC play at #13 Ole Miss (March 15) ... Matched his season high in RBI with three against Oral Roberts (March 19), hitting his fourth homer of the season, scoring a season-high three runs, drawing a pair of walks and stealing a base ... Drew a season-high three walks against South Carolina (March 23) ... Racked up a season-high three base knocks against Missouri State (March 25), finishing 3-for-5 with double and two RBI ... Two RBI, two walks and a stolen base in the series opener at #14 Vanderbilt (March 28) ... Went 2-for-4 with a double and two RBI in the series finale at #14 Vanderbilt (March 30) to help Arkansas finish off the sweep ... Matched his season high with three RBI against Missouri (April 5), also scoring two runs, drawing two walks and stealing one base ... 2-for-3 with two runs scored in game one of the doubleheader against Missouri (April 6) ... Swiped a season-high three bases against Arkansas State (April 8), finishing 2-for-3 with two runs scored and an RBI ... Doubled at #7 Georgia (April 11) before suffering a season-ending injury.

## 2024 (Freshman)

» Freshman All-SEC Team

» SEC Freshman of the Week (Week 8)

» First-Year SEC Academic Honor Roll

Freshman All-SEC Team honoree ... Played in 40 games with 31 starts (17 as designated hitter, eight at second base, six at third base) as a true freshman ... Slashed .255/.366/.509 with seven home runs and 28 RBI ... Scored 21 runs on the year ... Totaled 28 hits, including seven doubles ... Drew 18 walks ... 2-for-2 on stolen base attempts ... Recorded seven multi-hit games, including three three-hit performances, and nine multi-RBI games ... Had a season-long six-game hitting streak and 11-game reached base streak ... Defensively, posted a perfect 1.000 fielding percentage in 25 total chances ... In SEC play, hit four home runs and had eight RBI in 22 games with 16 starts ... Made his first collegiate start at second base against James Madison (Feb. 18), collecting his first career hit on a double ... Connected on his first collegiate home run against Murray State (March 3), finishing the game 2-for-4 with a solo home run and three RBI ... Tallied a career-high three hits in the second game of a doubleheader against McNeese (March 9) ... Made his first SEC start in the series opener against Missouri (March 15) and logged his first career multi-homer game, matching his season high with three hits, including a pair of homers, and three RBI ... Swatted his first career grand slam in a midweek start against Arkansas State (April 2), also collecting a double as part of a two-hit, four-RBI effort ... Teed off against Ole Miss (April 6) in the series finale with his second multi-homer game of the year to power Arkansas to its first weekend series sweep of Ole Miss since 2002 and its first of the Rebels in Fayetteville since 1997 ... Clobbered two home runs, including a solo homer and a three-run shot, and finished with a career-high five RBI against the Rebels ... For his efforts, named the SEC Freshman of the Week for Week 8 after slashing a team-leading .571/.571/1.286 with a team-high three homers and a team-best nine RBI during the Razorbacks' undefeated week against Arkansas State and Ole Miss ... Drew a season-high three walks in a two-RBI performance against San Jose State (April 9) ... Hit a solo home run, his seventh and final round tripper of the season, in a midweek start against Texas Tech (April 17) ... Had a double and two RBI against UAPB (April 23) in North Little Rock, Ark., at Dickey-Stephens Park ... Started as designated hitter in the series finale against Florida (April 27) and finished with two hits, his seventh and final multi-hit game of the season ... Drove in a pair of runs against Missouri State (May 1), his ninth and final multi-RBI game of the year ... In the NCAA Fayetteville Regional, appeared as a pinch hitter against SEMO (June 2).

## High School

Attended Punahou High School in Honolulu, Hawai'i ... Also played for the Hawai'i Tigers, where he was coached by former Razorback infielder Rick Nomura ... Ranked by Perfect Game as the No. 56 overall prospect and the No. 19 shortstop in the class of 2023 ... Rated the No. 1 overall prospect and the No. 1 shortstop in Hawai'i by Perfect Game ... Ranked by Prep Baseball Report as the No. 75 overall prospect and the No. 19 shortstop in the class of 2023 ... Ranked by Baseball America as the No. 42 high school draft prospect ... 2023 Perfect Game Preseason All-American - All-Region First Team (West) ... 2022 Baseball Factory All-American Game participant ... 2022 Area Code Games participant ... 2022 Perfect Game Preseason Underclass All-American - All-Region First Team (West) ... 2021 Perfect Game Preseason Underclass All-American - All-Region First Team (West).

## Personal

One of five native-born Hawaiian student-athletes in Arkansas baseball history, including RHP Will Morris (1972-73), INF Rick Nomura (2015-16), INF Wehiwa Aloy (2024-25) and OF Kuhio Aloy (2025-pres.).





2026 RAZORBACKS

Career Stats

Year	Avg.	GP-GS	AB	R	H	2B	3B	HR	RBI	TB	SLG%	BB	HBP	SO	GDP	OB%	SF	SH	SB-ATT	PO	A	E	FLD%
2024	.255	40-31	110	21	28	7	0	7	28	56	.509	18	2	38	1	.366	1	1	3-3	9	16	0	1.000
2025	.250	32-28	96	24	24	5	0	4	22	41	.427	19	0	30	0	.374	0	0	9-9	36	48	2	.977
TOTAL	.252	72-59	206	45	52	12	0	11	50	97	.471	37	2	68	1	.370	1	1	12-12	45	64	2	.982





# CAMDEN KOZEAL

**INF • Junior • 5-10 • 205 • L/R**  
**Omaha, Neb. • Millard South HS / Vanderbilt**

**8**

## 2025 (Sophomore)

- » *Second Team All-SEC (1B)*
- » *ABCA/Rawlings South All-Region Team (Second Team)*
- » *SEC Player of the Week (April 7)*
- » *Perfect Game National Player of the Week (April 8)*
- » *NCAA Fayetteville Regional All-Tournament Team (2B)*

Earned All-SEC honors at first base ... Played in 60 games with 55 starts (30 at first base, 25 at second base) ... Slashed .333/.386/.606 with 15 home runs and 62 RBI in his first season as a Razorback ... Scored 49 runs on the year ... Totaled 77 hits, including 18 doubles ... Drew 19 walks ... 2-for-3 in stolen base attempts ... Recorded 23 multi-hit games and 16 multi-RBI games, including a team-leading three 5+ RBI games ... Had a season-long eight-game hitting streak and 14-game reached base streak ... Defensively, committed five errors in 300 total chances (.983 fielding percentage) and assisted in turning 28 double plays ... In SEC play, slashed .333/.385/.626 with nine home runs and a team-leading 41 RBI in 30 games with 28 starts ... Scored 28 runs against conference opponents ... Totaled 41 hits, including nine doubles, in league action ... In the NCAA Tournament, slashed .324/.395/.588 with two home runs and six RBI in nine games with nine starts ... Made his Razorback debut in the second game of the Opening Day doubleheader against Washington State (Feb. 14), going 2-for-4 with two doubles ... Swatted his first home run of the season against ULM (March 4), finishing with two hits and two RBI ... Went 2-for-3 with a home run, a walk and a stolen base against UCA (March 11) ... Had three hits, including a double, and an RBI at #13 Ole Miss (March 15) ... Had a pair of hits and two RBI in the series finale at #13 Ole Miss (March 16) ... Homered twice in the series opener at #14 Vanderbilt (March 28), finishing 3-for-5 with five RBI ... Hit a home run and drove in three runs in the second game of the series at #14 Vanderbilt (March 29) ... Named SEC Player of the Week and Perfect Game National Player of the Week after a monster series against Missouri (April 5-6), accounting for 13 RBI and leading the SEC in nearly every major offensive category: hits (9), doubles (3), RBI (13), total bases (18), on-base percentage (.706) and slugging percentage (1.385) ... Had multiple hits, including a season-high four in the series opener, in all three games of the series, and logged multiple RBI, including a season-high six in game two, in all three games ... Recorded his second multi-homer game in the series finale against the Tigers ... Helped Arkansas set its program record for runs in an SEC series, sweeping Missouri by a combined score of 51-9 over the three-game set ... Had a pair of doubles at #7 Georgia (April 12) ... Went 2-for-4 with a home run and three RBI against UAPB (April 15) ... Homered in consecutive games at Florida (April 25-26) ... Launched a home run and had three RBI in the series opener against #1 Texas (May 1), helping lead Arkansas to a series sweep ... Homered in the series opener at #3 LSU (May 9) ... Went 2-for-5 with a pair of doubles in the finale at #3 LSU (May 11) ... In the SEC Tournament, homered vs. #17 Ole Miss (May 23) ... In the NCAA Fayetteville Regional, slashed .462/.500/.154 with three doubles, two home runs and six RBI to earn a spot on the All-Tournament Team at second base ... Went 3-for-4 with a double, home run and four RBI against North Dakota State (May 30) ... Had two hits, including a double and home run, and two RBI against Creighton (May 31) ... In the NCAA Fayetteville Super Regional, recorded two hits and two walks in the finale against #16 Tennessee (June 8) to help send Arkansas to Omaha ... In the College World Series, went 1-for-3 in the opener vs. #3 LSU (June 14) ... Drew a walk and scored a run vs. #13 UCLA (June 17) ... Singled in the finale vs. #3 LSU (June 18) ... Following the season, invited to the USA Baseball Collegiate National Team Training Camp.

## 2024 (Freshman at Vanderbilt)

- » *SEC Freshman of the Week (March 4)*
- » *Astros Foundation Classic All-Tournament Team*

Played in 43 games with 35 starts as a true freshman ... Slashed .284/.349/.439 with five home runs and 28 RBI ... Scored 24 runs on the year ... Totaled 42 hits, including eight doubles ... Drew 14 walks ... 1-for-1 in stolen base attempts ... Defensively, posted a .950 fielding percentage with two errors in 40 total chances ... Assisted in turning eight double plays ... In SEC play, slashed .261/.307/.449 with three home runs and 11 RBI over 19 games (17 starts) ... Singled in first collegiate at-bat on Opening Day against FAU (Feb. 16) ... Hit a walk-off RBI single in ninth inning against Gonzaga (Feb. 24) ... Swatted his first collegiate home run against Indiana State (Feb. 27), going 4-for-5 with five RBI and two runs scored ... Went 4-for-5 with a home run and three RBI vs. Texas (March 3) at Minute Maid Park in Houston, Texas ... Named SEC Freshman of the Week (March 4) after leading all of NCAA DI with 14 hits on the week ... Homered at Georgia (May 4) ... Two-run homer in fourth inning against #1 Tennessee (May 11) ... Two-run homer at #2 Kentucky (May 17).

## High School

Attended Millard South High School in Omaha, Neb. ... 2022 & 2023 Nebraska Gatorade High School Player of the Year ... Collegiate Baseball Preseason 2023 High School All-America First Team ... Perfect Game Preseason Central Region First Team ... Perfect Game Preseason All-America Second Team ... NSAA Academic All-State ... 2023 Omaha World Herald All-Nebraska Co-Captain (Player of the Year), All-Nebraska First Team, Class A First Team, All-Metro First Team ... 2023 Lincoln Journal Star Super-State Honorary Captain (Player of the Year), Super-State First Team, Class A All-State ... 2023 ABCA/Rawlings High School Region 5 All-Region Team ... 2023 Greater Omaha Sports Committee Male Scholar Athlete of the Year ... 2023 Prep Baseball Report (PBR) Nebraska Player of the Year ... Team USA Gold Medal at 2022 WBSC World Cup ... 2022 Nebraska Class A State Legion Champions, American Legion Region 6 runner-up ... 2022 Nebraska Class A State runner-up ... 2021 Nebraska Class A State Champions ... Lettered four years in football ... 2023 Huskerland Prep Report All-State First Team (football) ... Football team captain senior year.





2026 RAZORBACKS

Career Stats

Year	Avg.	GP-GS	AB	R	H	2B	3B	HR	RBI	TB	SLG%	BB	HBP	SO	GDP	OB%	SF	SH	SB-ATT	PO	A	E	FLD%
2024 (VU)	.284	43-35	148	24	42	8	0	5	28	65	.439	14	2	32	2	.349	2	1	1-1	16	22	2	.950
2025	.333	60-55	231	49	77	18	0	15	62	140	.606	19	2	53	5	.386	2	2	2-3	233	62	5	.983
TOTAL	.314	103-90	379	73	119	26	0	20	90	205	.541	33	4	85	7	.371	4	3	3-4	249	84	7	.979





# STEELE EAVES

**RHP • Sophomore • 6-0 • 210 • R/R**  
**Lonoke, Ark. • Lonoke HS**

**13**

## 2025 (Freshman)

» *First-Year SEC Academic Honor Roll*

Made eight relief appearances on the mound as a true freshman ... Posted a 1-0 record with a 1.86 ERA and 10 strikeouts in 9.2 innings of work ... Allowed two runs (both earned) on nine hits and two walks ... Limited opposing hitters to a .237 batting average ... In SEC play, made two appearances on the mound and tossed 2.0 scoreless innings with three strikeouts ... Made his collegiate debut against Grambling (Feb. 25), punching out two in an inning of work ... Tossed a scoreless frame with a strikeout in relief against Oral Roberts (March 19) ... Made his SEC debut in the first game of the doubleheader against Missouri (April 6), matching his career high in strikeouts with two in a scoreless inning of work ... Twirled a career-long two shutout innings with a strikeout in relief against Little Rock (April 23) to earn his first career win ... Fanned one in a scoreless inning at #3 LSU (May 10) ... In the NCAA Fayetteville Regional, made one relief appearance and threw a shutout inning with a strikeout against Creighton (May 31).

## High School

Attended Lonoke High School in Lonoke, Ark. ... Ranked by Prep Baseball Report the No. 4 overall prospect and the No. 1 catcher in Arkansas ... Named a MaxPreps Small Town All-American in both 2023 and 2024 ... As a senior in 2024, posted a 10-1 record with 118 strikeouts and a 1.12 ERA in 62.1 innings pitched ... Recorded two games with 15 strikeouts ... At the plate, batted .378 with 24 RBI, 23 runs, nine doubles and one home run ... As a junior in 2023, finished with a 13-0 record and 133 strikeouts in 76.2 innings while also hitting .351 six home runs and 37 RBI ... Named the MVP of the state championship game, helping Lonoke win its first baseball state title since 1969.





2026 RAZORBACKS

Career Stats

Year	ERA	W-L	App	GS	CG	SHO/CBO	SV	IP	H	R	ER	BB	SO	2B	3B	HR	BF	B/Avg.	WP	HBP	BK	SFA	SHA	PO	A	E	FLD%
2025	1.86	1-0	8	0	0	0/2	0	9.2	9	2	2	2	10	0	0	0	42	.237	1	2	0	0	0	0	2	0	1.000
TOTAL	1.86	1-0	8	0	0	0/2	0	9.2	9	2	2	2	10	0	0	0	42	.237	1	2	0	0	0	0	2	0	1.000





# REESE ROBINETT

**INF • Redshirt Junior • 6-3 • 220 • L/R**  
**Kennett, Mo. • Kennett HS**

**18**

## 2025 (Redshirt Sophomore)

» Spring SEC Academic Honor Roll

Played in 32 games with 18 starts (all at first base) ... Slashed .260/.400/.438 with three home runs and 13 RBI ... Scored 16 runs on the year ... Totaled 19 hits, including four doubles ... Drew 16 walks ... 1-for-1 in stolen base attempts ... Recorded three multi-hit games and two multi-RBI games ... Had a season-long six-game hitting streak and nine-game reached base streak ... Defensively, committed only two errors in 160 total chances (.988 fielding percentage) and assisted in turning 15 double plays ... In SEC play, slashed .241/.389/.448 with two home runs and nine RBI in 11 games with seven starts ... In the NCAA Tournament, slashed .241/.389/.379 with one home run and three RBI in nine games with nine starts ... Made his first start of the season against UAPB (April 15), finishing 3-for-5 with three doubles and an RBI ... Homered twice and drove in a season-high six runs in the series finale against #1 Texas (May 3) to help Arkansas complete the series sweep ... Two RBI in the series finale at #3 LSU (May 11) ... Scored two runs, recorded two hits and drew two walks in the series opener against #17 Tennessee (May 15) ... In the NCAA Fayetteville Regional, had an RBI, drew a season-high three walks and stole a base against Creighton (May 31) ... In the NCAA Fayetteville Super Regional, had an RBI in the finale against #16 Tennessee (June 8) to help send Arkansas to Omaha ... In the College World Series, homered vs. #3 LSU (June 14) in the opener ... 1-for-4 with a run scored and a double vs. Murray State (June 16) ... Scored a run and singled in the finale vs. #3 LSU (June 18).

## 2024 (Sophomore)

» Spring SEC Academic Honor Roll

Redshirt season ... Did not play in any games.

## 2023 (Freshman)

» First-Year SEC Academic Honor Roll

Played in 14 games with five starts (three at first base, two at third base) as a true freshman ... Slashed .240/.269/.480 (6-for-25) with two home runs and seven RBI ... Scored seven runs on the year ... One multi-hit game and two multi-RBI games during the season ... Season-long three game-hitting streak and three-game reached base streak ... In SEC play, played in four games with one start ... Slashed .167/.167/.667 (1-for-6) with one home run and four RBI ... Made his collegiate debut against No. 9 Oklahoma State (Feb. 19) in the College Baseball Showdown at Globe Life Field in Arlington, Texas, collecting a single in his first at-bat as a Razorback before coming around to score his first career run ... Picked up his first two career RBI against UNLV (March 14) ... Swatted his first collegiate home run against SEMO (March 21), finishing 2-for-4 with a solo homer and two runs scored ... Made his SEC debut as a pinch hitter at No. 1 LSU (March 24) and hit a three-run home run in his lone plate appearance ... Collected a pinch-hit RBI in the second game of a doubleheader at No. 1 LSU (March 25) ... Drew his first collegiate walk against Omaha (March 28).

## High School

Attended Kennett High School in Kennett, Mo. ... Ranked by Perfect Game as a top-500 overall prospect and the No. 35 third baseman in the class of 2022 ... No. 4 overall prospect and No. 2 third baseman in the state of Missouri by Perfect Game ... Ranked by Prep Baseball Report as the No. 97 overall prospect and the No. 7 third baseman in the country ... No. 2 overall prospect and No. 1 third baseman in Missouri by Prep Baseball Report ... 2022 Perfect Game Preseason All-American - Central All-Region Second Team ... 2021 Perfect Game Preseason Underclass All-American - Central All-Region First Team.





2026 RAZORBACKS

Career Stats

Year	Avg.	GP-GS	AB	R	H	2B	3B	HR	RBI	TB	SLG%	BB	HBP	SO	GDP	OB%	SF	SH	SB-ATT	PO	A	E	FLD%
2023	.240	14-5	25	7	6	0	0	2	7	12	.480	1	0	9	1	.269	0	0	0-0	22	5	0	1.000
2024	REDSHIRT SEASON																						
2025	.260	32-18	73	16	19	4	0	3	13	32	.438	16	1	26	2	.400	0	1	1-1	150	8	2	.988
TOTAL	.255	46-23	98	23	25	4	0	5	20	44	.449	17	1	35	3	.371	0	1	1-1	172	13	2	.989





## GABE GAECKLE

RHP • Junior • 6-0 • 190 • R/R

Aptos, Calif. • Aptos HS

# 20

### MLB Draft

2023 - Cincinnati Reds, 20th round (No. 588 overall)

### 2025 (Sophomore)

» Spring SEC Academic Honor Roll

Made 19 appearances with nine starts on the mound as a sophomore ... Posted a 4-2 record with a 4.42 ERA and 92 strikeouts in 71.1 innings ... Logged two saves on the year ... Limited opposing hitters to a .235 batting average ... Allowed 37 runs (35 earned) on 63 hits and 31 walks ... In SEC play, went 3-2 with a 4.84 ERA and 46 strikeouts in 35.1 innings of work across 10 appearances with five starts ... In the NCAA Tournament, made four relief appearances and posted a 1.93 ERA with 23 strikeouts in 14.0 innings of work ... Limited opposing hitters to a .200 batting average ... Allowed just three runs on 10 hits and three walks ... Earned the Opening Day start in the first game of the doubleheader against Washington State (Feb. 17), striking out seven while allowing only one hit over five shutout innings ... Longest start of the season came against Kansas State (Feb. 21) in the Amegy Bank College Baseball Series at Globe Life Field in Arlington, Texas, tossing 5.2 innings of two-run ball with two strikeouts ... Picked up his first win of the season against Portland (March 7), allowing two runs and striking out seven in 5.1 innings ... First SEC start came at #13 Ole Miss (March 15), fanning eight while allowing one hit over four innings of two-run ball ... Matched his season-long start of 5.2 innings at #14 Vanderbilt (March 29), punching out seven while allowing two runs over 5.2 innings ... Earned his second win of the season in the first game of the doubleheader against Missouri (April 6), racking up six strikeouts while allowing two earned runs ... Made his first relief appearance of the season in the first game of the doubleheader against Texas A&M (April 18), tossing 5.2 innings of one-run ball with eight strikeouts to record his third win of the year ... Twirled 3.1 scoreless innings with two strikeouts in relief at Florida (April 26) to log his fourth win ... Fanned five over 3.1 innings of one-run ball in relief at #3 LSU (May 9) ... In the SEC Tournament, tossed three shutout innings with four strikeouts in relief vs. #17 Ole Miss (May 23) ... In the NCAA Fayetteville Regional, worked three shutout innings with seven strikeouts in relief against Creighton (June 1) to log his first save of the season ... In the NCAA Fayetteville Super Regional, recorded his second save of the year with two innings of one-run ball and two strikeouts in relief against #16 Tennessee (June 7) to help send Arkansas to Omaha ... In the College World Series, made two appearances and logged a 2.00 ERA with 14 strikeouts in 9.0 innings on the mound ... Tossed a season-long six innings in relief vs. #3 LSU (June 14), striking out a season-high 10 batters while allowing only one run ... Struck out four over three relief innings of one-run ball in the finale vs. #3 LSU (June 18) ... Entered the year as a consensus preseason All-American, garnering recognition from Baseball America, D1Baseball, NCBWA and Perfect Game ... Landed on the preseason watch list for the Golden Spikes Award ... Named the preseason SEC Pitcher of the Year by Baseball America ... Earned preseason All-SEC honors from the league's head coaches and Perfect Game ... Following the season, named to the 26-man roster for the USA Baseball Collegiate National Team, which competed in the 45th USA vs. Japan Collegiate All-Star Series in various locations across Japan (July 8-13) ... Became Arkansas' second two-time team member in program history, joining RHP Ryne Stanek (2011-12).

### 2024 (Freshman)

» Baseball America Freshman All-American (First Team)

» D1Baseball Freshman All-American (First Team)

» NCBWA Freshman All-American (First Team)

» Perfect Game Freshman All-American (First Team)

» Freshman All-SEC Team

» SEC Freshman of the Week (Week 13)

» First-Year SEC Academic Honor Roll

Unanimous first-team Freshman All-American ... Freshman All-SEC honoree ... Became the 28th Freshman All-American in program history after emerging as the Razorbacks' most dependable bullpen arm ... Made 22 appearances on the mound (all in relief) ... Went 3-3 with a 2.32 ERA and a team-leading seven saves in 42.2 innings of work ... Struck out 57 on the year ... Limited opposing hitters to a .167 batting average ... Allowed 14 runs (11 earned) on 26 hits and 19 walks ... Six of his seven saves were of the multi-inning variety ... Recorded at least one strikeout in 20 of his 22 appearances on the year ... Only 1-of-19 inherited runners scored ... Became the fifth Arkansas freshman pitcher since 2003 to record five or more saves in a season, along with RHP Gabe Wood (5, 2023), RHP Brady Tygart (8, 2022), RHP Nolan Sanburn (8, 2011) and RHP DJ Baxendale (7, 2010) ... In SEC play, posted a 2-1 record with a 1.59 ERA and three saves in 22.2 innings over 12 appearances ... Recorded 26 strikeouts ... Held opposing hitters to a .160 batting average ... Allowed just seven runs (four earned) on 13 hits and 10 walks in league action ... Member of an Arkansas pitching staff that set a school record with 706 strikeouts in 2024 ... Made his collegiate debut against James Madison (Feb. 18), striking out a pair of batters in two innings of work ... Racked up a season-high six strikeouts and did not allow a hit over 2.2 scoreless innings vs. Oklahoma State (Feb. 24) in the Kubota College Baseball Series at Globe Life Field in Arlington, Texas ... Earned his first career save against Murray State (March 1), twirling 1.2 shutout innings with five strikeouts ... Notched his second save of the season and his second multi-inning save of the year against UCA (March 5) ... Struck out three over 2.2 scoreless innings in game one of the doubleheader against McNeese (March 9) to lock down his third save of the season and third multi-inning save of the year ... Made his SEC debut against Missouri (March 17), spinning a scoreless frame ... Recorded his first save of SEC play at No. 23 Auburn (March 21), striking out two in an inning of work to pick up his fifth save of the season and his only one-inning save of the year ... Tallied three strikeouts over 2.2 scoreless innings against No. 8 LSU (March 29) ... Earned his first career win in relief against Ole Miss (April 6), punching out four over 2.2 innings of work ... Carded his sixth save of the season and fifth multi-inning save of the year at No. 25 Alabama (April 12), firing 1.2 scoreless innings with a strikeout ... Struck out one in 1.2 innings in relief against Texas Tech (April 16), earning his second win of the season ... Had five strikeouts over 2.2 scoreless innings at No. 20 South Carolina (April 19) ... Secured his third win of the year with two scoreless innings and three strikeouts against Florida (April 26) ... Threw a season-high three innings in relief at No. 8 Kentucky (May 5) ... Logged his seventh and final save of the season, as well as his sixth multi-inning save of the year, against No. 14 Mississippi State (May 12), tossing two scoreless innings with three strikeouts ... Struck out three over 2.2 innings at No. 5 Texas A&M (May 16) ... In the SEC Tournament, had three strikeouts in two innings vs. South Carolina (May 22) ... In the NCAA Fayetteville Regional, matched his season highs in innings (3.0) and strikeouts (6) against SEMO ... Following the season, earned an invite to the USA Baseball Collegiate National Team Training Camp and made the International Friendship Series roster that represented Team USA in a five-game series against Chinese Taipei ... Became the 23rd Razorback since 1979 to play for the USA Baseball Collegiate National Team.

### High School

Attended Aptos High School in Aptos, Calif. ... Ranked by Perfect Game as the No. 40 overall prospect and the No. 10 right-handed pitcher in the class of 2023 ... Rated the No. 10 overall prospect and the No. 2 right-handed pitcher in California by Perfect Game ... Ranked by Prep Baseball Report as the No. 42 overall prospect and the No. 11 right-handed pitcher in the class of 2023 ... Rated the No. 9 overall prospect and the No. 2 right-handed pitcher in California by Prep Baseball Report ... Ranked by Baseball America as the No. 64 high school draft prospect ... 2023 Perfect Game Preseason All-American - All-Region First Team (California) ... 2022 Perfect Game Preseason Underclass All-American - All-Region First Team (California) ... 2022 Perfect Game All-American Classic participant ... 2022 Area Code Games participant ... 2021 Perfect Game Preseason Underclass All-American - California Region Honorable Mention ... 2020 Perfect Game Preseason Underclass All-American - California Region Honorable Mention.





2026 RAZORBACKS

Career Stats

Year	ERA	W-L	App	GS	CG	SHO/CBO	SV	IP	H	R	ER	BB	SO	2B	3B	HR	BF	B/Avg.	WP	HBP	BK	SFA	SHA	PO	A	E	FLD%
2024	2.32	3-3	22	0	0	0/1	7	42.2	26	14	11	19	57	6	0	1	178	.167	2	2	1	1	0	1	2	0	1.000
2025	4.42	4-2	19	9	0	0/1	2	71.1	63	37	35	31	92	9	2	7	308	.235	8	5	0	1	3	6	9	0	1.000
TOTAL	3.63	7-5	41	9	0	0/2	9	114.0	89	51	46	50	149	15	2	8	486	.210	10	7	1	2	3	7	11	0	1.000





## KUHIO ALOY

OF • Junior • 6-1 • 205 • R/R  
Wailuku, Hawai'i • H.P. Baldwin HS / BYU

# 25

### 2025 (Sophomore)

- » College Baseball Foundation All-American (First Team)
- » ABCA/Rawlings All-American (Second Team)
- » NCBWA All-American (Second Team)
- » First Team All-SEC (DH/UT)
- » ABCA/Rawlings South All-Region Team (First Team)
- » First-Year SEC Academic Honor Roll

Became the 38th All-American in program history, earning the honor from the College Baseball Foundation (First Team), ABCA/Rawlings (Second Team) and NCBWA (Second Team) ... Finished as a semifinalist for the Dick Howser Trophy ... Earned first-team All-SEC honors as designated hitter in his first season as a Razorback ... Played in 61 games with 60 starts (59 as designated hitter, one in right field) ... Slashed .317/.404/.539 with 13 home runs and a team-leading 70 RBI ... Scored 52 runs on the year ... Totaled 77 hits, including 15 doubles ... Drew 31 walks and was hit by five pitches ... Recorded 20 multi-hit games and a team-leading 19 multi-RBI games ... Had a season-long 12-game hitting streak and 21-game reached base streak ... In SEC play, slashed .291/.368/.457 with nine doubles, four home runs and 28 RBI ... Scored 22 runs against conference opponents ... Totaled 27 hits, including four doubles, in league action ... Made his Razorback debut in the second game of the Opening Day doubleheader against Washington State (Feb. 14), finishing 2-for-4 with a double, a home run and three RBI ... Homered and drew a season-high two walks in the series finale against Washington State (Feb. 17) ... Homered in the same inning as his older brother, Wehiwa, vs. Kansas State (Feb. 21) in the Amegy Bank College Baseball Series at Globe Life Field in Arlington, Texas ... Had a pinch-hit two-RBI double vs. #22 TCU (Feb. 22) at Globe Life Field ... Tallied a season-high four hits, including a double, against Grambling (Feb. 25) ... Went 2-for-3 with a double, a home run and three RBI against Charlotte (March 1) ... Recorded a season-high six RBI against ULM (March 4), finishing 3-for-5 with a grand slam ... Hit a three-run homer and finished with four RBI in the midweek series finale against ULM (March 5) ... Scored a season-high three runs against Portland (March 7), going 2-for-4 with a double and three RBI in the series opener ... Swatted his seventh home run of the season and finished with two RBI and a season high-tying three runs scored against UCA (March 11) ... Three hits, including a double, at #13 Ole Miss (March 14) in his SEC debut ... Connected on back-to-back homers with his older brother, Wehiwa, in the second game of the series at #13 Ole Miss (March 15) ... Went 3-for-5 with two doubles and three RBI in the second game of the doubleheader against Missouri (April 6) to help Arkansas complete the sweep ... Belted his ninth home run of the season in a midweek matchup against Arkansas State (April 8) ... Had three hits and drove in three runs in the series opener at #7 Georgia (April 11) ... 2-for-4 with a home run, his 10th of the campaign, at #7 Georgia (April 12) ... Made his only start in right field against UAPB (April 15), matching his season high in runs scored with three and hits with four, including a home run, and driving in four runs ... Turned in a three-hit game in the first game of the doubleheader against Texas A&M (April 18) ... Had a double and three RBI against #1 Texas (May 2) ... Homered and finished with two RBI in the series finale against #1 Texas (May 3) to help Arkansas complete its sweep of the Longhorns ... Hit a solo shot and matched his season high with two walks in the opener at #3 LSU (May 9) ... Went 2-for-5 with a double and two RBI against #17 Tennessee (May 15) ... In the NCAA Fayetteville Regional, had one hit in all three games against North Dakota State (May 30) and Creighton (May 31-June 1) ... In the NCAA Fayetteville Super Regional, recorded a hit in both games against #16 Tennessee (June 7-8) to help Arkansas punch its ticket to Omaha ... In the College World Series, singled vs. #13 UCLA (June 17).

### 2024 (Freshman at BYU)

- » Big 12 All-Freshman Team
- » Big 12 Newcomer of the Week (May 6)

Big 12 All-Freshman Team honoree ... Played in all 52 games with 50 starts as a true freshman ... Slashed .269/.329/.447 with eight home runs and a team-leading 38 RBI ... Scored 27 runs on the year ... Tallied 53 hits, including nine doubles and one triple ... Drew 20 walks ... Tied for Big 12 lead in sacrifice flies (7) and tied for national lead in sacrifice flies among freshmen ... Finished top three among Big 12 freshmen in home runs and RBI ... Registered 12 multi-hit games and nine multi-RBI games ... Recorded a two-run single in his first collegiate at-bat in the season opener at USC (Feb. 16) ... Hit a game-winning grand slam at Texas Tech (March 21) ... Recorded the game-winning RBI in both wins over Utah (April 9 & April 23) ... Named Big 12 Newcomer of the Week on May 6 after hitting .588 with two home runs, two RBI and four runs scored in 17 at-bats over four games against Abilene Christian (April 29) and Miami (May 2-4).

### High School

Attended H.P. Baldwin High School in Wailuku, Hawai'i ... Helped H.P. Baldwin to back-to-back Hawai'i state runner-up finishes (2022-23).

### Personal

Pronunciation: koo-hee-oh ah-loi ... Father, Jamie, played baseball at Hawai'i and was taken in the 48th round of the 1999 MLB Draft by the San Francisco Giants ... Brother, Wehiwa, also plays baseball at Arkansas ... One of five native-born Hawaiian student-athletes in Arkansas baseball history, including RHP Will Morris (1972-73), INF Rick Nomura (2015-16), INF Wehiwa Aloy (2024-25) and INF Nolan Souza (2024-pres.) ... Can hit a golf ball 400 yards.





2026 RAZORBACKS

Career Stats

Year	Avg.	GP-GS	AB	R	H	2B	3B	HR	RBI	TB	SLG%	BB	HBP	SO	GDP	OB%	SF	SH	SB-ATT	PO	A	E	FLD%
2024 (BYU)	.269	52-50	197	27	53	9	1	8	38	88	.447	20	1	62	4	.329	7	0	0-0	31	4	2	.946
2025	.317	61-60	243	52	77	15	0	13	70	131	.539	31	5	77	4	.404	1	0	0-0	0	0	1	.000
TOTAL	.295	113-110	440	79	130	24	1	21	108	219	.498	51	6	139	8	.370	8	0	0-0	31	4	3	0.921





# TATE McGUIRE

**RHP • Junior • 6-3 • 215 • R/R**  
**Liberty, Mo. • Liberty North HS**

**26**

## Sophomore (2025)

» Spring SEC Academic Honor Roll

Made 14 appearances, including four starts, on the mound ... Posted a 3-2 record with a 4.55 ERA and 24 strikeouts in 27.2 innings ... Logged one save on the year ... Limited opposing hitters to a .225 batting average ... Allowed 14 runs (all earned) on 23 hits and nine walks ... In SEC play, made three relief appearances and allowed four runs in 2.2 innings while striking out a pair ... Made his season debut on the mound in the second game of the Opening Day doubleheader against Washington State (Feb. 14), striking out one in a scoreless frame in relief ... Logged his lone save vs. Michigan (Feb. 23) in the Amegy Bank College Baseball Series at Globe Life Field in Arlington, Texas, retiring the only batter he faced ... Tossed two scoreless innings with two strikeouts in relief against ULM (March 5) ... Twirled three shutout frames with two strikeouts in relief against Oral Roberts (March 19) ... Made his first start of the season in a midweek contest vs. Grambling (April 1) at CHI St. Vincent Field at Dickey-Stephens Park in North Little Rock, Ark., tossing four innings of one-run ball with four strikeouts to earn his first win of the campaign ... Second start of the year came in a midweek game against Arkansas State (April 8), fanning two in three innings of two-run ball ... Earned his second win of the season in a midweek start against UAPB with a season-high five strikeouts over three innings of three-run ball ... Worked a season-long five shutout innings with three strikeouts to log his third win of the year in his final start of the campaign in a midweek matchup against Little Rock (April 22) ... Tossed 0.2 scoreless innings in relief at Florida (April 27).

## Freshman (2024)

» First-Year SEC Academic Honor Roll

Made two relief appearances on the mound as a true freshman ... Recorded a 5.40 ERA and four strikeouts in 1.2 innings of work on the year ... Allowed one run on three hits and two walks ... Made his collegiate debut against James Madison (Feb. 18), tossing 0.2 innings and carding his first career strikeout in the outing ... Final appearance of the season came against Grambling (Feb. 27), racking up a season-high three strikeouts in an inning of work.

## High School

Attended Liberty North High School in Liberty, Mo. ... Ranked by Perfect Game as the No. 360 overall prospect and the No. 114 right-handed pitcher in the class of 2023 ... Rated the No. 6 overall prospect and the No. 1 right-handed pitcher in Missouri by Perfect Game ... Ranked by Prep Baseball Report as the No. 177 overall prospect and the No. 62 right-handed pitcher in the class of 2023 ... Rated the No. 4 overall prospect and the No. 1 right-handed pitcher in Missouri by Prep Baseball Report ... 2023 Missouri Gatorade High School Player of the Year ... 2023 Prep Baseball Report Missouri Player of the Year ... 2023 Perfect Game Preseason All-American - All-Region First Team (Central) ... 2022 Area Code Games participant ... 2022 Perfect Game Preseason Underclass All-American - All-Region First Team (Central) ... 2021 Perfect Game Preseason Underclass All-American - Central Region Honorable Mention ... 2020 Perfect Game Preseason Underclass All-American - Central Region Honorable Mention ... 2019 & 2020 Prep Baseball Report Future Games participant.





2026 RAZORBACKS

Career Stats

Year	ERA	W-L	App	GS	CG	SHO/CBO	SV	IP	H	R	ER	BB	SO	2B	3B	HR	BF	B/Avg.	WP	HBP	BK	SFA	SHA	PO	A	E	FLD%
2024	5.40	0-0	2	0	0	0/0	0	1.2	1	1	1	2	4	1	0	0	11	.375	0	1	0	0	0	0	0	0	.000
2025	4.55	3-2	14	4	0	0/2	1	27.2	23	14	14	9	24	5	0	4	115	.225	2	3	0	1	0	1	4	0	1.000
TOTAL	4.60	3-2	16	4	0	0/2	1	29.1	26	15	15	11	28	6	0	4	126	.236	2	4	0	1	0	1	4	0	1.000





## RYDER HELFRICK

C • Junior • 6-1 • 210 • R/R

Discovery Bay, Calif. • Clayton Valley Charter HS

# 27

### Sophomore (2025)

- » ABCA/Rawlings South All-Region Team (First Team)
- » NCAA Fayetteville Regional Tournament MVP
- » NCAA Fayetteville Regional All-Tournament Team (C)
- » Spring SEC Academic Honor Roll

Played in 61 games with 56 starts (all at catcher) as a sophomore ... Slashed .305/.420/.616 with 15 home runs and 38 RBI ... Scored 47 runs on the year ... Totaled 58 hits, including 10 doubles and a team-leading two triples ... Drew 32 walks and was hit by seven pitches ... 3-for-5 in stolen base attempts ... Recorded 14 multi-hit games and 11 multi-RBI games ... Had a season-long 10-game hitting streak and 17-game reached base streak ... Defensively, committed only three errors in 629 total chances (.995 fielding percentage) and assisted in turning three double plays ... Threw out 10-of-45 attempted base stealers ... In SEC play, slashed .337/.449/.635 with seven home runs and 21 RBI in 30 games with 30 starts ... Scored 29 runs against conference opponents ... Totaled 35 hits, including eight doubles and one triple, in league action ... In the NCAA Tournament, slashed .265/.342/.706 with a team-leading five home runs and eight RBI ... Named MVP of the NCAA Fayetteville Regional after slashing .545/.643/1.364 with a team-high three homers and four RBI ... Tripled and drove in three runs in the second game of the Opening Day doubleheader against Washington State (Feb. 14) ... Swatted his first home run of the season and finished with three RBI against Grambling (Feb. 25) ... Hit a solo home run, his second long ball of the season, against ULM (March 4) ... Homered in the series finale against Portland (March 9) ... Drove in two runs in the SEC opener at #13 Ole Miss (March 14) ... Collected his first multi-hit game of the campaign against Oral Roberts (March 19) ... Racked up a season-high three hits against South Carolina (March 22) ... Blasted a pair of solo home runs in the series finale against South Carolina (March 23) ... Tallied his second triple of the season in the series opener at #14 Vanderbilt (March 28) before helping lead Arkansas to a sweep ... Recorded multiple hits in all three games of the series against Missouri (April 5), including a season high-tying three hits in the finale ... Hit a solo home run at #7 Georgia (April 12) ... Blasted two solo shots, his second multi-homer game of the year, in the series finale at #7 Georgia (April 13) ... Went 2-for-3 with two doubles, an RBI and two walks in the series finale at #3 LSU (May 11) ... Homered and finished with two RBI against #17 Tennessee (May 16) ... Drove in a season-high five runs on two hits, including a grand slam, in the series finale against #17 Tennessee (May 17) ... In the NCAA Fayetteville Regional, opened tournament play with a two-hit game and a stolen base against North Dakota State (May 30) ... Collected his third multi-homer game of the season against Creighton (May 31), finishing 3-for-4 with three RBI and a pair of walks ... Hit a homer in the finale against Creighton (June 1) to cap off his MVP-winning performance in the regional ... In the NCAA Fayetteville Super Regional, homered and finished with two RBI in the opener against #16 Tennessee (June 7) to help Arkansas punch its ticket to Omaha ... In the College World Series, singled and stole a base vs. Murray State (June 16) ... Caught RHP Gage Wood's 19-strikeout no-hitter against the Racers, the 11th solo no-hitter in Arkansas program history and the third no-hitter in College World Series history ... Homered and finished with two RBI in the finale vs. #3 LSU (June 18) ... Named to the midseason watch list for the Buster Posey National Collegiate Catcher of the Year Award ... Following the season, named to the 26-man roster for the USA Baseball Collegiate National Team, which competed in the 45th USA vs. Japan Collegiate All-Star Series in various locations across Japan (July 8-13) ... Became the 25th Razorback since 1979 to play for the USA Baseball Collegiate National Team.

### Freshman (2024)

- » First-Year SEC Academic Honor Roll

Played in 31 games with 26 starts (15 at catcher, 11 as designated hitter) as a true freshman ... Slashed .179/.320/.321 with three home runs and eight RBI on the year ... Scored 18 runs ... Totaled 15 hits, including three doubles ... Drew 14 walks and was hit by four pitches ... Season-long seven-game hitting streak and 12-game reached base streak ... 1-for-1 on stolen base attempts ... Defensively, posted a .994 fielding percentage with one error in 167 total chances ... Threw out 5-of-11 base stealers (45.5%) ... In SEC play, slashed .250/.318/.450 with two home runs and four RBI in 14 games with 12 starts ... Made his collegiate debut in a start at catcher against James Madison (Feb. 17), recording his first career hit on a solo home run and scoring a season-high three runs ... Made his SEC debut at No. 23 Auburn (March 22), swatting a ninth-inning go-ahead solo home run in his first career at-bat in league action to lift Arkansas to a series-clinching win ... Hit by a pair of pitches and scored a pair of runs against Little Rock (March 26) ... Made his first start at catcher in SEC play against No. 8 LSU (March 30), finishing 1-for-4 with a run scored at the plate ... Recorded his first career double and tallied an RBI in a start against Ole Miss (April 5) ... Connected on his third and final home run of the season in the series-opening win against Florida (April 26) ... Went 1-for-4 with two runs scored, a double, an RBI and a walk against Missouri State (April 30) ... Drew a season-high two walks in a start as designated hitter at No. 8 Kentucky (May 3) ... Recorded his first career stolen base against No. 14 Mississippi State (May 10) ... Had a double and an RBI against No. 14 Mississippi State (May 12) ... In the SEC Tournament, recorded an RBI vs. South Carolina (May 22) ... In the NCAA Fayetteville Regional, played in two games, starting as designated hitter in the regional opener against SEMO (May 31) and starting at catcher in the elimination game against SEMO (June 2).

### High School

Attended Clayton Valley Charter High School in Concord, Calif. ... Ranked by Perfect Game as the No. 33 overall prospect and the No. 3 catcher in the class of 2023 ... Rated the No. 7 overall prospect and the No. 2 catcher in California by Perfect Game ... Ranked by Prep Baseball Report as the No. 95 overall prospect and the No. 6 catcher in the class of 2023 ... Rated the No. 18 overall prospect and the No. 2 catcher in California by Prep Baseball Report ... Ranked by Baseball America as the No. 23 high school draft prospect and the No. 72 overall draft prospect ... 2023 Perfect Game Preseason All-American - All-Region First Team (California) ... 2022 Area Code Games participant ... 2022 Major League Baseball-USA Baseball High School All-American Game participant ... 2022 Perfect Game All-American Classic Most Valuable Player ... 2022 Perfect Game Preseason Underclass All-American - All-Region First Team (California) ... 2021 Perfect Game Preseason Underclass All-American - All-Region First Team (California) ... 2020 Perfect Game Preseason Underclass All-American - California Region Honorable Mention.





2026 RAZORBACKS

Career Stats

Year	Avg.	GP-GS	AB	R	H	2B	3B	HR	RBI	TB	SLG%	BB	HBP	SO	GDP	OB%	SF	SH	SB-ATT	PO	A	E	FLD%
2024	.179	31-26	84	18	15	3	0	3	8	27	.321	14	4	28	2	.320	1	1	1-1	154	12	1	.994
2025	.305	61-56	190	47	58	10	2	15	38	117	.616	32	7	53	3	.420	2	5	3-5	599	27	3	.995
TOTAL	.266	92-82	274	65	73	13	2	18	46	144	.526	46	11	81	5	.389	3	6	4-6	753	39	4	.995





## COLE GIBLER

LHP • Sophomore • 6-2 • 205 • L/L  
Blue Springs, Mo. • Blue Springs HS

# 29

### 2025 (Freshman)

» First-Year SEC Academic Honor Roll

Made 20 appearances (all in relief) on the mound as a true freshman ... Posted a 3-2 record with a 3.99 ERA and 57 strikeouts in 29.1 innings ... Logged one save on the year ... Limited opposing hitters to a .221 batting average ... Recorded a team-leading 17.4 strikeouts per nine innings pitched ... Allowed 13 runs (all earned) on 25 hits and 12 walks ... In SEC play, made seven appearances ... Went 1-1 with a 4.00 ERA and 13 strikeouts in 9.0 innings of work ... In the NCAA Tournament, made three appearances and posted a 1-1 record with eight strikeouts while allowing three runs in 4.1 innings ... Made his collegiate debut on the mound against Washington State (Feb. 17), striking out one in a scoreless frame in relief ... Fanned three in a scoreless inning in relief vs. Michigan (Feb. 23) in the Amegy Bank College Baseball Series at Globe Life Field in Arlington, Texas ... Punched out four in two innings of one-run ball in relief against UCA (March 11) ... Earned his first collegiate win against Oral Roberts (March 18) with two relief innings of one-run ball and one strikeout ... Racked up a season-high seven strikeouts over 2.1 innings of in relief against Missouri State (March 25) ... Tossed two shutout innings with five strikeouts in relief vs. Grambling (April 1) at CHI St. Vincent Field at Dickey-Stephens Park in North Little Rock, Ark., to log his first collegiate save ... Made his SEC debut in the second game of the doubleheader against Missouri (April 6), striking out two in a scoreless frame ... Tossed a shutout inning with three strikeouts at #7 Georgia (April 12) ... Tallied six strikeouts in two scoreless relief innings against Little Rock (April 23) ... Fanned three over 1.1 shutout innings in relief at #3 LSU (May 11) ... Worked a season-long 3.1 scoreless innings with three strikeouts against #17 Tennessee (May 16) to earn his second win of the season ... In the SEC Tournament, tossed 1.2 scoreless innings with four strikeouts in relief vs. #17 Ole Miss (May 23) ... In the NCAA Fayetteville Super Regional, collected his third win of the campaign with 2.2 shutout innings and four strikeouts in relief against #16 Tennessee (June 8) to help Arkansas punch its ticket to Omaha ... In the College World Series, punched out three in a scoreless relief frame in the opener vs. #3 LSU (June 18) ... Following the season, named to the 26-man roster for the USA Baseball Collegiate National Team, which competed in the 45th USA vs. Japan Collegiate All-Star Series in various locations across Japan (July 8-13) ... Became the 24th Razorback since 1979 to play for the USA Baseball Collegiate National Team.

### High School

Attended Blue Springs High School in Blue Springs, Mo. ... Ranked by Perfect Game as the No. 109 overall prospect and the No. 14 left-handed pitcher in the class of 2024 ... Rated the No. 2 overall prospect and the No. 1 left-handed pitcher in Missouri by Perfect Game ... Ranked by Prep Baseball Report as the No. 72 overall prospect and the No. 11 left-handed pitcher in the class of 2024 ... Rated the No. 3 overall prospect and the No. 1 left-handed pitcher in Missouri by Prep Baseball Report ... Ranked by MLB Pipeline as the No. 128 overall prospect for the 2024 MLB Draft ... 2024 Perfect Game Preseason All-American - Central All-Region First Team ... 2023 Area Code Games participant ... 2023 Perfect Game Preseason Underclass All-American - Central All-Region Second Team ... 2022 Perfect Game Preseason Underclass All-American - Central Region Honorable Mention ... 2021 Prep Baseball Report Future Games participant.





2026 RAZORBACKS

Career Stats

Year	ERA	W-L	App	GS	CG	SHO/CBO	SV	IP	H	R	ER	BB	SO	2B	3B	HR	BF	B/Avg.	WP	HBP	BK	SFA	SHA	PO	A	E	FLD%
2025	3.99	3-2	20	0	0	0/1	1	29.1	25	13	13	12	57	4	0	3	128	.221	5	3	0	0	0	0	0	0	.000
TOTAL	3.99	3-2	20	0	0	0/1	1	29.1	25	13	13	12	57	4	0	3	128	.221	5	3	0	0	0	0	0	0	.000





# HUNTER DIETZ

**LHP • Redshirt Sophomore • 6-6 • 235 • L/L**  
**Trinity, Fla. • Calvary Christian HS**

**32**

## 2025 (Redshirt Freshman)

» *Spring SEC Academic Honor Roll*

Made two relief appearances on the mound in an injury-plagued season ... Finished his redshirt freshman campaign with two strikeouts in 0.2 innings ... In his season debut at #3 LSU (May 10), struck out a career-high two batters in 0.2 innings of relief ... Made his final appearance of the season against #17 Tennessee (May 15).

## 2024 (Freshman)

» *First-Year SEC Academic Honor Roll*

Redshirt season ... Made two relief appearances on the mound as a true freshman before suffering a season-ending injury ... Finished with a 0.00 ERA and two strikeouts in 1.0 inning ... Collegiate debut came in SEC play against No. 8 LSU (March 30), tossing 0.2 scoreless innings with a strikeout in relief ... Final appearance of the season was in a midweek contest against San Jose State (April 9), punching out one in 0.1 innings on the mound.

## High School

Attended Calvary Christian High School in Clearwater, Fla. ... Ranked by Perfect Game as the No. 51 overall prospect and the No. 5 left-handed pitcher in the class of 2023 ... Rated the No. 10 overall prospect and the No. 2 left-handed pitcher in Florida by Perfect Game ... Ranked by Prep Baseball Report as the No. 20 overall prospect and the No. 4 left-handed pitcher in the class of 2023 ... Rated No. 5 overall prospect and the No. 2 left-handed pitcher in Florida by Prep Baseball Report ... Ranked by Baseball America as the No. 46 high school draft prospect and the No. 99 overall draft prospect ... Ranked by MLB Pipeline as the No. 75 overall draft prospect ... 2023 Perfect Game Preseason All-American - All-Region First Team (Florida) ... 2022 USA Baseball 18U National Team member ... 2022 Perfect Game All-American Classic participant ... 2022 Baseball Factory All-American Game participant ... 2022 Perfect Game Preseason Underclass All-American - All-Region First Team (Florida) ... 2021 Perfect Game Preseason Underclass All-American - Florida Region Honorable Mention ... 2020 Perfect Game Preseason Underclass All-American - Florida Region Honorable Mention.





2026 RAZORBACKS

Career Stats

Year	ERA	W-L	App	GS	CG	SHO/CBO	SV	IP	H	R	ER	BB	SO	2B	3B	HR	BF	B/Avg.	WP	HBP	BK	SFA	SHA	PO	A	E	FLD%
2024	0.00	0-0	2	0	0	0/0	0	1.0	1	0	0	2	2	0	0	0	7	.250	0	1	0	0	0	0	0	0	.000
2025	54.00	0-0	2	0	0	0/0	0	0.2	4	4	4	0	2	0	0	1	7	.667	1	0	0	0	1	0	0	0	.000
TOTAL	21.60	0-0	4	0	0	0/0	0	1.2	5	4	4	2	4	0	0	1	14	.500	1	1	0	0	1	0	0	0	.000





# PARKER COIL

**LHP • Senior • 6-3 • 195 • R/L**  
**Edmond, Okla. • Edmond Memorial HS**

**36**

## MLB Draft

2025 - Milwaukee Brewers, 16th round (No. 485 overall)

## Junior (2025)

» NCAA Fayetteville Regional All-Tournament Team (RP)

» Spring SEC Academic Honor Roll

Made 14 appearances (all in relief) on the mound ... Posted a 3-0 record with a 1.27 ERA and 24 strikeouts in 21.1 innings ... Logged one save on the year ... Allowed five runs (three earned) on 22 hits and just two walks ... In SEC play, made four appearances ... Went 2-0 with a 4.50 ERA and eight strikeouts in six innings of work ... In the NCAA Tournament, made two appearances and posted a 1-0 record with six strikeouts over 4.1 scoreless innings ... Tossed a scoreless frame in relief vs. Kansas State (Feb. 21) in the Amegy Bank College Baseball Series at Globe Life Field in Arlington, Texas ... Fanned three over two shutout innings in relief against Charlotte (Feb. 28) ... Racked up a season-high four strikeouts in 1.2 scoreless innings against Charlotte (March 2) ... Tossed an immaculate inning in the 8th inning with nine pitches and nine strikes for three strikeouts, punching out the first two batters looking on six total pitches before fanning the final batter on three swinging strikes ... Matched his season high in strikeouts with four at #13 Ole Miss (March 15), allowing one run in two innings of work to earn his first win of the season ... Tossed two shutout frames with a strikeout in relief against Oral Roberts (March 18) ... Earned his second win of the year against South Carolina (March 23), twirling two scoreless innings with a strikeout in relief ... Logged his lone save of the year at #3 LSU (May 11) with 0.2 scoreless innings and a strikeout ... In the NCAA Fayetteville Regional, tossed a season-long 3.1 shutout innings with a season high-tying four strikeouts against North Dakota State (May 30) to record his third win of the season and earn a spot on the All-Tournament Team ... In the NCAA Fayetteville Super Regional, struck out two in a scoreless frame against #16 Tennessee (June 8).

## Sophomore (2024)

» Spring SEC Academic Honor Roll

Made 16 relief appearances on the mound during his sophomore campaign ... Recorded a 7.23 ERA with 23 strikeouts in 18.2 innings of work on the year ... Allowed 16 runs (15 earned) on 25 hits and six walks ... In SEC play, made seven appearances on the mound and finished with a 4.32 ERA in 8.1 innings ... Struck out nine and walked just two in league action ... Member of an Arkansas pitching staff that set a school record with 706 strikeouts in 2024 ... Made his season debut against James Madison (Feb. 17), striking out one in 0.2 innings on the mound ... Tossed two scoreless frames with a strikeout against Grambling (Feb. 27) ... Racked up a season-high three strikeouts in 1.1 innings in the second game of the doubleheader against McNeese (March 9) ... Struck out the only batter he faced against Arkansas State (April 2) ... Made his first appearance on the mound of SEC play against Ole Miss (April 6), recording two strikeouts in 0.2 innings of relief work ... Fired a scoreless frame with two strikeouts against Texas Tech (April 16) ... Had two strikeouts over two innings in the first game of the doubleheader at No. 20 South Carolina (April 20) ... Twirled a scoreless frame with two strikeouts vs. UAPB (April 23) at Dickey-Stephens Park in North Little Rock, Ark. ... Threw a scoreless inning in relief in the second game of the doubleheader against Florida (April 27), recording a strikeout in the process ... Turned in his best outing of the year against No. 14 Mississippi State (May 11), firing a season-long 3.1 shutout innings with a season-high three strikeouts ... Spun a scoreless inning in relief at No. 5 Texas A&M (May 17) ... In the SEC Tournament, struck out one in an inning of relief work vs. South Carolina (May 22).

## Freshman (2023)

» First-Year SEC Academic Honor Roll

Made 15 appearances on the mound with three starts as a true freshman ... Went 0-1 with a 6.55 ERA, 19 strikeouts and one save in 22.0 innings of work ... In SEC play, made four appearances ... Finished with an 0-1 record, a 12.27 ERA and three strikeouts in 3.1 innings ... Recorded his lone save of the season in league play ... Made his Razorback debut vs. No. 15 TCU (Feb. 18) in the College Baseball Showdown at Globe Life Field in Arlington, Texas ... First collegiate start came against Army (March 7), throwing a season-long 3.2 innings of three-run ball with three strikeouts ... Strung together back-to-back scoreless relief outings against Omaha (March 28) and Little Rock (April 12) ... Punched out two in 2.2 innings of relief work at Missouri State (April 25) ... Made his second career start against UNLV (March 14), striking out a season-high four over 2.1 innings ... In his SEC debut, recorded his first collegiate save against Texas A&M (April 29) with 1.2 innings of work and one strikeout ... Final start of the season came vs. Lipscomb (May 2) at Dickey-Stephens Park in North Little Rock, Ark., twirling two shutout innings with two strikeouts.

## High School

Attended Edmond Memorial High School in Edmond, Okla. ... Ranked by Perfect Game as the No. 235 overall prospect and the No. 29 left-handed pitcher in the class of 2022 ... No. 4 overall prospect and the No. 2 left-handed pitcher in the state of Oklahoma by Perfect Game ... Ranked by Prep Baseball Report as the No. 114 overall prospect and the No. 16 left-handed pitcher in the country ... No. 5 overall prospect and No. 2 left-handed pitcher in Oklahoma by Prep Baseball Report ... No. 173 on Perfect Game's Top 300 2022 MLB Draft Board ... 2022 Perfect Game Preseason All-American - West All-Region First Team ... 2021 Perfect Game Preseason Underclass All-American - West All-Region First Team ... 2020 Perfect Game Preseason Underclass All-American - West Region Honorable Mention.





2026 RAZORBACKS

Career Stats

Year	ERA	W-L	App	GS	CG	SHO/CBO	SV	IP	H	R	ER	BB	SO	2B	3B	HR	BF	B/Avg.	WP	HBP	BK	SFA	SHA	PO	A	E	FLD%
2023	6.55	0-1	15	3	0	0/0	1	22.0	31	17	16	9	19	4	0	5	103	.344	3	1	1	3	0	2	6	1	.889
2024	7.23	0-0	16	0	0	0/1	0	18.2	25	16	15	6	23	3	0	3	89	.316	0	3	0	0	1	2	3	0	1.000
2025	1.27	3-0	14	0	0	0/0	1	21.1	22	5	3	2	24	4	0	2	89	.259	0	1	0	1	0	1	0	0	1.000
TOTAL	4.94	3-1	45	3	0	0/1	2	62.0	78	38	34	17	66	11	0	10	281	.307	3	5	1	4	1	5	9	1	.933





## COLIN FISHER

LHP • Junior • 6-3 • 225 • L/L

Noble, Okla. • Noble HS

# 38

### 2025 (Sophomore)

» Spring SEC Academic Honor Roll

Made 16 appearances, including five starts, on the mound as a sophomore ... Posted a 3-0 record with a 4.62 ERA and 31 strikeouts in 25.1 innings ... Limited opposing hitters to a .220 batting average ... Allowed 13 runs (all earned) on 20 hits and 12 walks ... In SEC play, made three appearances and struck out one in 1.2 innings of work while allowing seven runs ... Made his season debut vs. Michigan (Feb. 23) in the Amegy Bank College Baseball Series at Globe Life Field in Arlington, Texas, fanning two in a scoreless inning of relief work ... Tossed a scoreless frame with a strikeout in relief against Grambling (Feb. 25) ... Punched out three over two innings of one-run ball in relief against Charlotte (Feb. 28) ... Made his first start of the season in a midweek contest against ULM (March 6), fanning a season-high six in three shutout innings to earn his first win of the season ... Twirled a scoreless inning with a strikeout in relief against Portland (March 8) ... Made his second start of the season in a midweek game against UCA (March 11), earning his second win of the year with three scoreless innings and three strikeouts ... Logged his third win in a midweek start against Oral Roberts (March 19), punching out four over two shutout innings ... Matched his season high in strikeouts with six in a midweek start against Missouri State (March 25), allowing three runs over three innings of work ... Tossed two scoreless innings with a strikeout in relief against UAPB (April 15) ... Made his final start of the season in a midweek matchup against Little Rock (April 23), fanning two in two shutout innings on the mound ... In the NCAA Fayetteville Regional, struck out one in a scoreless inning in relief against Creighton (May 31).

### 2024 (Freshman)

» NCBWA Freshman All-American (Second Team)

» SEC Co-Freshman of the Week (Week 2)

» First-Year SEC Academic Honor Roll

Earned Freshman All-America honors from the National Collegiate Baseball Writers Association ... Became the 27th Freshman All-American in program history after establishing himself as the Razorbacks' No. 4 starter prior to suffering a season-ending injury during his promising rookie campaign ... Posted a 6-1 record with a 2.67 ERA and 27 strikeouts in 27.0 innings over 10 appearances, including seven starts, on the mound ... Allowed nine runs (eight earned) on 24 hits and eight walks ... Limited opposing hitters to a .240 batting average ... In SEC play, logged two appearances and finished with a 7.36 ERA in 3.2 innings of work ... Member of an Arkansas pitching staff that set a school record with 706 strikeouts in 2024 ... Made his collegiate debut in a start on the mound against James Madison (Feb. 19), firing a season-long five shutout innings with four strikeouts to earn his first career win ... Racked up a season-high six strikeouts over 2.1 innings of work in his first collegiate relief appearance vs. Oklahoma State (Feb. 24) in the Kubota College Baseball Series at Globe Life Field in Arlington, Texas ... Earned his second win of the year in a one-inning start against Grambling (Feb. 27), tossing a scoreless frame with one strikeout ... Grabbed his third win in a start against UCA (March 5), carding three innings of two-run ball with four strikeouts ... Twirled three shutout innings with four strikeouts against Oral Roberts (March 12) to secure his fourth win of the season ... Made his SEC debut against Missouri (March 17), tossing an inning in relief ... Next outing in SEC play also came in relief at No. 23 Auburn (March 23), striking out one over 2.2 innings of work ... Picked up his fifth win of the season in a start against Arkansas State (April 2), turning in two scoreless innings with a strikeout ... Earned his sixth and final win of his freshman campaign in a start against San Jose State (April 10), spinning three shutout innings with three strikeouts ... Final outing of the season came in a start against Texas Tech (April 17), striking out three over four innings of three-run ball.

### High School

Attended Noble High School in Noble, Okla. ... Ranked by Perfect Game as the No. 409 overall prospect and the No. 58 left-handed pitcher in the class of 2023 ... Rated the No. 5 overall prospect and the No. 2 left-handed pitcher in Oklahoma by Perfect Game ... Ranked by Prep Baseball Report as the No. 287 overall prospect and the No. 46 left-handed pitcher in the class of 2023 ... Rated the No. 5 overall prospect and the No. 2 left-handed pitcher in Oklahoma by Prep Baseball Report ... 2023 Perfect Game Preseason All-American - West Region Honorable Mention ... 2021 Prep Baseball Report Future Games participant.





2026 RAZORBACKS

Career Stats

Year	ERA	W-L	App	GS	CG	SHO/CBO	SV	IP	H	R	ER	BB	SO	2B	3B	HR	BF	B/Avg.	WP	HBP	BK	SFA	SHA	PO	A	E	FLD%
2024	2.67	6-1	10	7	0	0/2	0	27.0	24	9	8	8	27	2	0	3	113	.240	0	3	1	0	2	2	6	1	.889
2025	4.62	3-0	16	5	0	0/3	0	25.1	20	13	13	12	31	6	0	2	108	.220	4	2	0	1	2	0	2	1	.667
TOTAL	3.61	9-1	26	12	0	0/5	0	52.1	44	22	21	20	58	8	0	5	221	.230	4	5	1	1	4	2	8	2	.833





# CARSON WIGGINS

RHP • Sophomore • 6-5 • 215 • R/R  
Roland, Okla. • Roland HS

# 44

## 2025 (Freshman)

» First-Year SEC Academic Honor Roll

Made 14 appearances (all in relief) on the mound as a true freshman before suffering a season-ending injury during his promising rookie campaign ... Posted a 1-1 record with a 3.21 ERA and 20 strikeouts in 14.0 innings ... Logged three saves on the year, second most on the team behind only RHP Christian Foutch (4) ... Limited opposing hitters to a .152 batting average ... Allowed six runs (five earned) on seven hits and nine walks ... In SEC play, made seven appearances and went 1-1 with 11 strikeouts in eight innings while allowing five runs (four earned) ... Made his collegiate debut against Washington State (Feb. 15), striking out one in a scoreless inning of work to earn his first career save ... Fanned a pair of batters in a scoreless frame against Charlotte (March 1) to record his second save of the season ... Logged his third and final save of the year against Portland (March 9), striking out one in a shutout inning ... Made his SEC debut at #13 Ole Miss (March 16), punching out three in a season-long two innings to earn his first career win ... Struck out two in a scoreless inning in relief against South Carolina (March 23) ... Tallied a career-high four strikeouts in a season long-matching two innings of work at #7 Georgia (April 13) ... Struck out the side in a scoreless inning in relief against Little Rock (April 22) ... Made final appearance of the year at Florida (April 27).

## High School

Attended Roland High School in Roland, Okla. ... Ranked by Perfect Game as the No. 35 overall prospect and the No. 10 right-handed pitcher in the class of 2024 ... Rated the No. 1 overall prospect and the No. 1 right-handed pitcher in Oklahoma by Perfect Game ... Ranked by Prep Baseball Report as the No. 48 overall prospect and the No. 4 right-handed pitcher in the class of 2024 ... Rated the No. 2 overall prospect and the No. 1 right-handed pitcher in Oklahoma by Prep Baseball Report ... Ranked by MLB Pipeline as the No. 17 high school prospect and the No. 79 overall prospect for the 2024 MLB Draft ... Concluded his high school career with 93 strikeouts in 36 innings and a 0.97 ERA during his senior season ... Yielded just nine hits all season and allowed six earned runs ... Over his four-year high school career, struck out 261 batters in 117 innings ... Also hit 14 home runs ... 2024 Perfect Game Preseason All-American - West All-Region First Team ... 2023 Major League Baseball-USA Baseball High School All-American Game participant ... 2023 Perfect Game All-American Classic participant ... 2023 Baseball Factory All-American Game participant ... 2023 Perfect Game Preseason All-American - West All-Region First Team ... 2022 Perfect Game Preseason All-American - West All-Region Second Team.

## Personal

Brother, Jaxon, pitched for Arkansas from 2021-22 and was selected by the Chicago Cubs in the second round (No. 68 overall) of the 2023 MLB Draft.






2026 RAZORBACKS

Career Stats

Year	ERA	W-L	App	GS	CG	SHO/CBO	SV	IP	H	R	ER	BB	SO	2B	3B	HR	BF	B/Avg.	WP	HBP	BK	SFA	SHA	PO	A	E	FLD%
2025	3.21	1-1	14	0	0	0/1	3	14.0	7	6	5	9	20	2	0	0	59	.152	6	1	0	2	1	1	3	1	.800
TOTAL	3.21	1-1	14	0	0	0/1	3	14.0	7	6	5	9	20	2	0	0	59	.152	6	1	0	2	1	1	3	1	.800





# COOPER DOSSETT

**RHP • Redshirt Junior • 6-0 • 210 • R/R**  
**Springdale, Ark. • Har-Ber HS**

**48**

## 2025 (Junior)

» Spring SEC Academic Honor Roll

Redshirt season ... Missed the entire year due to injury.

## 2024 (Sophomore)

» Spring SEC Academic Honor Roll

Made 14 appearances on the mound during his sophomore campaign ... Posted a 3-1 record with a 5.17 ERA and 20 strikeouts in 15.2 innings ... Allowed nine runs on seven hits and seven walks ... Limited opposing hitters to a .137 batting average ... In SEC play, made six appearances and went 1-1 with a 5.79 ERA in 4.2 innings of work ... Recorded four strikeouts in conference action while holding opposing hitters to a .188 batting average ... Member of an Arkansas pitching staff that set a school record with 706 strikeouts in 2024 ... Made his season debut against Grambling (Feb. 27), striking out the side in a scoreless inning in relief ... Fanned a pair in a shutout relief frame against Murray State (March 2) ... Made his SEC debut against Missouri (March 15), punching out two in a scoreless inning of relief work ... Earned his first career win in relief at No. 23 Auburn (March 22), tossing 1.1 scoreless innings with a strikeout ... Struck out both batters he faced in a relief outing against Arkansas State (April 2) ... Posted a scoreless frame with a strikeout against San Jose State (April 10) ... Spun 2.2 shutout innings with a pair of strikeouts against Texas Tech (April 17) to earn his second win of the year ... Worked a season-long three innings and racked up a season-high four strikeouts in a relief appearance vs. UAPB (April 23) at Dickey-Stephens Park in North Little Rock, Ark., collecting his third win of the season in the process ... Struck out one in 0.2 innings in the first game of the doubleheader against Florida (April 27).

## 2023 (Freshman)

» First-Year SEC Academic Honor Roll

Two relief appearances on the mound as a true freshman ... Recorded a 21.60 ERA in 1.2 innings, allowing four runs on two hits and four walks ... Tallied three strikeouts ... Made his collegiate debut vs. No. 15 TCU (Feb. 18) in the College Baseball Showdown at Globe Life Field in Arlington, Texas ... Logged his first two career strikeouts against the Horned Frogs ... Struck out one in a scoreless inning in relief against EIU (Feb. 26), his final outing of the season.

## High School

Attended Har-Ber High School in Springdale, Ark. ... Ranked by Perfect Game as the No. 129 overall prospect and the No. 37 right-handed pitcher in the country ... No. 2 overall prospect and No. 1 right-handed pitcher in the state of Arkansas by Perfect Game ... Ranked by Prep Baseball Report as the No. 151 overall prospect and the No. 45 right-handed pitcher in the country ... No. 1 overall prospect and No. 1 right-handed pitcher in Arkansas by Prep Baseball Report ... No. 164 on Perfect Game's Top 300 2022 MLB Draft Board ... 2022 Collegiate Baseball High School All-American ... 2022 Perfect Game Preseason All-American - Southeast All-Region First Team ... 2021 Perfect Game Preseason Underclass All-American - Southeast All-Region First Team ... 2020 Perfect Game Preseason Underclass All-American - Southeast All-Region Second Team ... 2019 Perfect Game Preseason Underclass All-American - Honorable Mention.





2026 RAZORBACKS

Career Stats

Year	ERA	W-L	App	GS	CG	SHO/CBO	SV	IP	H	R	ER	BB	SO	2B	3B	HR	BF	B/Avg.	WP	HBP	BK	SFA	SHA	PO	A	E	FLD%
2023	21.60	0-0	2	0	0	0/0	0	1.2	2	4	4	4	3	0	0	0	12	.286	0	1	0	0	0	0	0	0	.000
2024	5.17	3-1	14	0	0	0/2	0	15.2	7	9	9	7	20	0	0	2	61	.137	0	3	0	0	0	1	0	0	1.000
2025	REDSHIRT SEASON																										
TOTAL	6.75	3-1	16	0	0	0/2	0	17.1	9	13	13	11	23	0	0	2	73	.155	0	4	0	0	0	1	0	0	1.000





## CARSON BRUMBAUGH

INF • Freshman • 6-3 • 215 • R/R  
Edmond, Okla. • Edmond Santa Fe HS

1

### High School

Attended Edmond Santa Fe High School in Edmond, Okla. ... Ranked by Perfect Game as the No. 77 overall prospect and the No. 31 shortstop in the class of 2025 ... Rated the No. 3 overall prospect and the No. 3 shortstop in Oklahoma by Perfect Game ... Ranked by Prep Baseball Report as the No. 77 overall prospect and the No. 25 overall shortstop in the class of 2025 ... Rated the No. 3 overall prospect and the No. 3 shortstop in Oklahoma by Prep Baseball Report ... 2025 Perfect Game Preseason All-American - West All-Region First Team ... 2025 Prep Baseball Report Futures Game participant ... 2024 Perfect Game Preseason Underclass All-American - West All-Region First Team ... 2024 Area Code Games participant ... 2023 Perfect Game Preseason Underclass All-American - West Region Honorable Mention ... 2023 Prep Baseball Report All-American Game participant ... 2023 Prep Baseball Report Future Games participant ... 2022 Prep Baseball Report Future Games participant.

### Personal

Father, Cliff, played in the MLB for the Texas Rangers (2001) and Colorado Rockies (2001) ... Brother, Cayden, currently plays at Oklahoma after beginning his collegiate career at Oklahoma State (2022) and Nebraska (2023-25).



## MAIKA NI

OF • Senior • 6-1 • 190 • R/R  
Mechanicsburg, Pa. • / Trinity HS /  
New Orleans / Marshall

4

### 2025 (Junior at Marshall)

Played in 54 games with 54 starts ... Slashed .276/.343/.560 with a team-leading 15 home runs and 52 RBI ... Scored a team-high 55 runs on the year ... Totaled 67 hits, including 14 doubles and five triples ... Drew 25 walks ... 14-for-15 in stolen base attempts ... In Sun Belt play, hit a team-leading 11 home runs with a team-high 32 RBI over 30 games ... Tallied 31 hits, including five doubles, and drew 10 walks ... 7-for-7 in stolen base attempts against conference opponents ... Went 3-for-5 with an RBI and two stolen bases at Hawaii (Feb. 15) ... Homered twice and finished with three RBI at Old Dominion (May 2) ... In the Sun Belt Conference Championship, went 4-for-6 with three home runs and a season-high six RBI against Louisiana (May 23) ... Following the season, named MVP of the Cape Cod Baseball League after slashing .280/.364/.508 with a league-leading eight home runs and 23 RBI in 35 games for the Falmouth Commodores.

### 2024 (Sophomore at New Orleans)

Played in 46 games with 42 starts ... Slashed .291/.363/.521 with eight home runs and 33 RBI ... Scored 40 runs on the year ... Totaled 48 hits, including six doubles and four triples ... Drew 18 walks ... 6-for-7 in stolen base attempts ... Went 2-for-4 with a home run and three RBI against Evansville (Feb. 25) ... Homered and finished with a season-high four RBI against Alabama A&M (March 3) ... Two hits, including a double, a pair of walks and two stolen bases against McNeese (April 20) ... Homered twice at Lamar (May 16).

### 2023 (Freshman at New Orleans)

Played 14 games with 3 starts as a true freshman ... Slashed .286/.333/.571 with two home runs and seven RBI ... Scored eight runs ... Totaled eight hits, including a pair of doubles ... Homered in back-to-back games against Mississippi Valley State (March 11-12) ... Recorded a three-hit game with three runs scored against Southern (May 10).

### High School

Attended Trinity High School in Camp Hill, Pa. ... Ranked by Perfect Game as a top 500 overall prospect and the No. 101 outfielder in the class of 2022 ... No. 13 overall prospect and the No. 3 outfielder in Pennsylvania by Perfect Game.



## TJ POMPEY

INF • Junior • 6-4 • 215 • R/R  
Coppell, Texas • Coppell HS / Texas Tech

5

### 2025 (Sophomore at Texas Tech)

Played in 19 games with 18 starts before suffering a season-ending injury ... Slashed .348/.397/.623 with five home runs and 15 RBI ... Scored 16 runs on the year ... Totaled 24 hits, including four doubles, before his campaign was cut short ... 5-for-5 in stolen base attempts ... In Big 12 play, started all six games played in before his season came to an end ... Racked up four hits, including two doubles, and drove in three runs ... 1-for-1 in stolen base attempts ... Launched his first home run of the season and walked in the series opener at No. 6 UNC (Feb. 14) ... Also homered in game two of the season-opening doubleheader at No. 6 UNC (Feb. 14) ... Went 3-for-4 with a home run, a double, two RBI and two runs scored in the home opener against UC Irvine (Feb. 21) ... Scored twice and went 2-for-5 with an RBI and a stolen base in a win against UC Irvine (Feb. 22) ... Homered, drove in two and scored twice in the series finale against UC Irvine (Feb. 23) ... Went 3-for-3 with a home run and three RBI in a midweek win over UC San Diego (March 5) ... Doubled and scored in a 2-for-4 performance against GCU (March 9) ... In a 2-for-5 performance he doubled twice and scored two runs in a win over Houston (March 15) ... Drove in two runs in a win over Houston (March 16) ... Suffered what turned out to be a season-ending injury at Kansas State (March 30) ... Missed the final 28 games and 32 of the final 35 games ... Entered the campaign as a Perfect Game preseason All-American.

### 2024 (Freshman at Texas Tech)

» NCBWA Freshman All-American  
» Perfect Game Freshman All-American

Played in 55 games with 54 starts as a true freshman ... Slashed .279/.389/.516 with 10 home runs and 49 RBI ... Scored 41 runs on the year ... Totaled 53 hits, including 11 doubles and two triples ... Finished third on the team in RBI (49), fourth in home runs (10) and sixth in runs scored (41) ... Drew 31 walks ... 12-for-14 in stolen base attempts ... In Big 12 play, started all 27 games played in ... Collected 14 hits, including three doubles and three home runs, and drove in 14 runs ... Drew 15 walks ... 2-for-2 in stolen base attempts ... Laced a two-run triple in the season opener against Tennessee (Feb. 16) ... Scored, drove in a run and went 2-for-4 with a double in a win over Nebraska ... Drove in two and scored a run in a win over UTA (Feb. 20) ... Went 4-for-7 with four runs scored and two RBI in a win over Texas Southern (Feb. 23) ... Hit his first career homer and went 4-for-5 with five RBI and two runs scored against Texas Southern (Feb. 24) ... Homered for the second straight game and went 2-for-4 with three runs scored and



2 RBIs in the sweep-clinching win over Texas Southern (Feb. 25) ... Walked twice, scored three times and drove in two in a win over Gardner-Webb (March 2) ... Scored twice in a win over Texas (March 9) ... Homered, drove in two and scored a run against Texas (March 10) ... Went 3-for-3 with an RBI at UCF (March 29) ... Homered and went 3-for-5 in a 10-9 extra-inning win over Stanford (April 1) ... Hit two home runs, scored four times and drove in five in a 3-for-5 in a win over Abilene Christian (April 10) ... Drove in three and scored a run in a 2-for-4 performance at TCU (April 12) ... Went 2-for-4 with a run scored at #2 Arkansas (April 16) ... Scored twice and walked twice in a win over West Virginia (April 21) ... Launched a home run and had two RBI at Arizona State (May 16) ... Scored twice in a 3-for-6 performance against UNLV (May 17).

### High School

Attended Coppell High School in Coppell, Texas ... Tabbed the No. 82 player in the nation and the top shortstop in the state of Texas by Perfect Game ... Also selected as a top-25 middle infield prospect ... 2023 Perfect Game Preseason All-America and All-Region honoree ... 2022 Perfect Game All-American Classic participant ... Two-time Perfect Game Preseason Underclassman All-American.



**ALEXANDER PECK**

INF • Freshman • 6-4 • 205 • R/R  
Franklin, Tenn. • University School of  
Nashville

9

### High School

Attended University School of Nashville in Nashville, Tenn. ... Ranked by Perfect Game as the No. 175 overall prospect and the No. 52 shortstop in the class of 2025 ... Rated the No. 4 overall prospect and the No. 2 shortstop in Tennessee by Perfect Game ... Ranked by Prep Baseball Report as the No. 149 overall prospect and the No. 43 shortstop in the class of 2025 ... Rated the No. 4 overall prospect and the No. 3 shortstop in Tennessee by Prep Baseball Report ... 2025 Perfect Game Preseason All-American - Southeast All-Region First Team ... 2024 Area Code Games participant ... 2024 Perfect Game Preseason Underclass All-American - Southeast All-Region First Team ... 2023 Perfect Game Preseason Underclass All-American - Southeast Region Honorable Mention ... 2022 Prep Baseball Report Future Games participant.



**TYLER HOLLAND**

INF • Redshirt Freshman • 6-1 • 195 • R/R  
Mission Viejo, Calif. • Mission Viejo HS

10

### 2025 (Freshman)

Redshirt season ... Did not appear in any games.

### High School

Attended Mission Viejo High School in Mission Viejo, Calif. ... Ranked by Perfect Game as a top 500 overall prospect and the No. 439 shortstop in the class of 2024 ... Rated the No. 252 overall prospect and the No. 50 shortstop in California by Perfect Game ... Ranked by Prep Baseball Report as the No. 316 overall prospect and the No. 68 shortstop in California ... 2024 Perfect Game Preseason All-American - California All-Region Second Team.



**LUKE CORNELISON**

INF/RHP • Freshman • 6-1 • 205 • R/R  
Springdale, Ark. • Har-Ber HS

11

### High School

Attended Har-Ber High School in Springdale, Ark. ... Ranked by Perfect Game as the No. 261 overall prospect and the No. 18 third baseman in the class of 2025 ... Rated the No. 5 overall prospect and the No. 1 third baseman in Arkansas by Perfect Game ... Ranked by Prep Baseball Report as the No. 418 overall prospect and the No. 91 shortstop in the class of 2025 ... Rated the No. 9 overall prospect and the No. 2 shortstop in Arkansas by Prep Baseball Report ... 2025 Perfect Game Preseason All-American - Southeast All-Region First Team ... 2024 Perfect Game Preseason Underclass All-American - Southeast All-Region First Team ... 2023 Perfect Game Underclass All-American - Southeast Region Honorable Mention.



**CARTER RUTENBAR**

C • Freshman • 5-11 • 195 • L/R  
Midlothian, Texas • Midlothian Heritage HS

12

### High School

Attended Midlothian Heritage High School in Midlothian, Texas ... Ranked by Perfect Game as the No. 451 overall prospect and the No. 46 catcher in the class of 2025 ... Rated the No. 42 overall prospect and the No. 3 catcher in Texas by Perfect Game ... Ranked by Prep Baseball Report as the No. 267 overall prospect and the No. 20 catcher in the class of 2025 ... Rated the No. 28 overall prospect and the No. 2 catcher in Texas by Prep Baseball Report ... 2025 Perfect Game Preseason All-American - Texas All-Region First Team ... 2024 Perfect Game Preseason Underclass All-American - Texas All-Region Second Team ... 2023 Perfect Game Preseason Underclass All-American - Texas All-Region Second Team ... 2023 Prep Baseball Report Future Games participant ... 2022 Perfect Game Preseason Underclass All-American - Texas Region Honorable Mention.



**MARK BRISSEY**

RHP • Freshman • 6-3 • 215 • R/R  
Batesville, Ark. • Fayetteville HS

14

### High School

Attended Fayetteville High School in Fayetteville, Ark. ... Previously attended Batesville High School in Batesville, Ark. ... Ranked by Perfect Game as the No. 264 overall prospect and the No. 74 right-handed pitcher in the class of 2025 ... Rated the No. 7 overall prospect and the No. 4 right-handed pitcher in Arkansas by Perfect Game ... Ranked by Prep Baseball Report as the No. 166 overall prospect and the No. 52 right-handed pitcher in the class of 2025 ... Rated the No. 2 overall prospect and the No. 1 right-handed pitcher in Arkansas by Prep Baseball Report ... Named the 2025 Arkansas Gatorade High School Player of the Year after posting an 8-0 record with a 1.09 ERA and 104 strikeouts in 69 innings on the mound ... Also hit .347 with 15



# A || REDSHIRTS & NEWCOMERS

extra-base hits, including nine doubles, one triple and five home runs, and 36 RBI ... 2025 Prep Baseball Arkansas Player of the Year ... 2025 Perfect Game Preseason All-American - Southeast All-Region First Team ... 2024 Perfect Game Preseason Underclass All-American - Southeast All-Region First Team ... 2023 Perfect Game Preseason Underclass All-American - Southeast All-Region Second Team ... 2023 Prep Baseball Report All-American Game participant ... 2022 Perfect Game Preseason Underclass All-American - Southeast Region Honorable Mention.



## ZACK STEWART

OF • Senior • 6-2 • 220 • L/R  
Lebanon, Mo. • Lebanon HS / Missouri State

17

### 2025 (Junior at Missouri State)

» MVC Scholar-Athlete (Second Team)

Played in 51 games with 50 starts ... Slashed .269/.371/.495 with 11 home runs and 31 RBI ... Scored 37 runs ... Totaled 48 hits, including eight doubles ... Drew 27 walks and was hit by three pitches ... 2-for-2 in stolen base attempts ... Recorded 12 multi-hit games and eight multi-RBI games ... Became the fourth player in school history with three double-digit home run seasons at Missouri State ... Had a three-hit game at Wichita State (March 7) ... Three hits and a season-high three RBI against Belmont (March 28) ... Hit a walk-off home run against Valparaiso (April 11) ... Tied a school single-game record by walking five times against Valparaiso (April 13) ... Registered his third career multi-homer game against Evansville (April 27), matching his season high with three RBI ... Three hits against Indiana State (May 10) ... Ended the season ranked seventh in school history in career home runs (44), seventh in game-winning RBI (17), 18th with 82 extra-base hits and 20th with 358 total bases.

### 2024 (Sophomore at Missouri State)

» ABCA/Rawlings All-Region (Second Team)

» All-MVC (Second Team)

» MVC Player of the Week (Feb. 26 & March 4)

» CSC Academic All-District

» MVC Scholar-Athlete (Second Team)

» MVC Academic Honor Roll

Earned second-team All-MVC honors for the second consecutive year and was an ABCA All-Region selection ... Played in 55 games with 55 starts ... Slashed .300/.377/.630 with a team-leading 21 home runs and a team-high 55 RBI ... Scored 48 runs ... Totaled 68 hits, including eight doubles and two triples ... Drew 24 walks and was hit by five pitches ... 2-for-2 in stolen base attempts ... Recorded 21 multi-hit games and 11 multi-RBI games ... Became the 11th Bear with 20-plus home runs in a season ... Home run total tied for the No. 10 spot on MSU's single-season list ... Won consecutive MVC Player of the Week awards on Feb. 26 and March 4 ... Had a pair of two-homer games, driving in five runs against Arkansas State (March 3) and six against UIC (April 11) ... Slugged grand slams against UIC (April 11) and Evansville (April 28) ... Drove in five runs at Evansville (April 28) ... Three extra-base hits at Belmont (May 12).

### 2023 (Freshman at Missouri State)

» Collegiate Baseball Freshman All-American

» Perfect Game Freshman All-American (Second Team)

» MVC Freshman of the Year

» All-MVC (Second Team)

» MVC Academic Honor Roll

Named a Freshman All-American by Collegiate Baseball and Perfect Game ... MVC Freshman of the Year ... Earned second-team all-MVC selection ... Played in 55 games with 55 starts as a true freshman ... Slashed .302/.369/.563 with 12 home runs and 61 RBI ... Scored 37 runs ... Totaled 67 hits, including 18 doubles and two triples ... Drew 25 walks ... 3-for-5 in stolen



## JACKSON KIRCHER

RHP • Sophomore • 6-4 • 215 • R/R  
Little Rock, Ark. • Little Rock Christian  
Academy / Oklahoma

15

### 2025 (Freshman at Oklahoma)

Made 13 appearances on the mound (all in relief) as a true freshman ... Posted a 5.68 ERA with 17 strikeouts in 12.2 innings of work ... Allowed 11 runs (eight earned) on 13 hits and five walks ... Limited opposing hitters to a .245 batting average ... Made his collegiate debut against CSUN (March 1), striking out three in a scoreless frame ... Tossed 1.2 scoreless innings in relief against Louisiana Tech (March 12) ... Made his SEC debut at South Carolina (March 15), working 0.2 innings in relief ... Worked a season-long two shutout innings with a season-high four strikeouts against Oral Roberts (March 25) ... Matched his season highs in innings pitched (2.0) and strikeouts (4) against DBU (April 8) ... Struck out the only batter he faced against #23 Ole Miss (May 4) ... Made one appearance in the NCAA Chapel Hill Regional, pitching in the finale against UNC (June 2).

### High School

Attended Little Rock Christian Academy in Little Rock, Ark. ... As a senior, batted .495 with 14 home runs ... Rawlings First-Team All-American ... Rated as the No. 2 outfielder and No. 4 overall prospect in Arkansas and a top 500 prospect nationally by Perfect Game ... Four-year letterman in baseball ... Also lettered in football.



## CHRISTIAN TURNER

OF • Freshman • 6-0 • 180 • L/R  
Haughton, La. • Haughton HS

16

### High School

Attended Haughton High School in Haughton, La. ... Ranked by Perfect Game as the No. 388 overall prospect and the No. 76 outfielder in the class of 2025 ... Rated the No. 4 overall prospect and the No. 2 outfielder in Louisiana by Perfect Game ... Ranked by Prep Baseball Report as the No. 234 overall prospect and the No. 39 outfielder in the class of 2025 ... Rated the No. 2 overall prospect and the No. 2 outfielder in Louisiana by Prep Baseball Report ... Named to the ABCA/Rawlings High School All-America Third Team as a senior in 2025 ... As a junior, named the Shreveport Times All-City Player of the Year and earned a spot on the Louisiana Sports Writers Association Class 5A All-State Team ... Also garnered first-team all-district honors ... As a sophomore, earned second-team all-district recognition ... 2025 Perfect Game Preseason All-American - Southeast All-Region Second Team ... 2024 Perfect Game Preseason Underclass All-American - Southeast All-Region First Team.

base attempts ... RBI total trailed only Ryan Howard (66 in 1999) among true freshmen in school history ... Tallied 32 extra-base hits, the third most for a true freshman at in Missouri State history behind Jason Hart (36 in 1996) and Howard (33) ... Had two double-digit hit streaks on the year, with a long of 13 from Feb. 22-March 15 that was the longest for a true freshman at MSU since 2016 ... Led the Bears with 15 multi-RBIs games and eight game-winning RBI ... Doubled twice and collected four RBI in his second career game at Cal Poly (Feb. 18) ... Homered and hit two doubles against No. 12 Oklahoma State (Feb. 28) ... Drove in four runs with a homer and two doubles versus Evansville (March 26), and collected multiple extra-base hits in six different games ... Hit a grand slam at UIC (April 15), and had additional four-RBI games against Valparaiso (April 29) and Omaha (May 2) for a total of five on the season ... Had a season-high four hits at Murray State (May 5).

### High School

Attended Lebanon High School in Lebanon, Mo. ... Rated as the No. 44 incoming freshman in the nation according to Perfect Game ... Earned second-team all-state honors as a senior by hitting .403 with five homers and 24 RBI in 26 games ... Ozark Conference MVP as a junior after hitting .425 with seven home runs and helping the Yellowjackets to their best record in 10 years ... First-team all-state pick in 2021 and member of the Ozarks Sports Zone First 9 ... Also struck out 65 batters in 39 innings on the mound ... Batted .397 with three homers as a freshman on his way to all-conference and all-district honors.



**CARSON WILLIS**

C • Redshirt Freshman • 5-11 • 205 • R/R  
Hot Springs, Ark. • P27 Academy

**19**

### 2025 (Freshman)

» First-Year SEC Academic Honor Roll

Redshirt season ... Missed the entire year due to injury.

### High School

Attended P27 Academy in Lexington, S.C. ... Previously attended Bentonville West High School in Centerton, Ark. ... Originally from Rogers, Ark. ... Ranked by Perfect Game as the No. 412 overall prospect and the No. 45 catcher in the class of 2024 ... Rated the No. 6 overall prospect and the No. 3 catcher in South Carolina by Perfect Game ... 2024 Perfect Game Preseason All-American - Atlantic All-Region First Team.



**BRENTON CLARK**

OF • Redshirt Freshman • 5-11 • 195 • L/R  
Texarkana, Texas • Pleasant Grove HS

**21**

### 2026 (Redshirt Freshman)

Set to miss the entire season due to injury.

### 2025 (Freshman)

» First-Year SEC Academic Honor Roll

Redshirt season ... Did not appear in any games.

### High School

Attended Pleasant Grove High School in Texarkana, Texas ... Ranked by Perfect Game as the No. 344 overall prospect and the No. 64 outfielder in the class of 2024 ... Rated the No. 28 overall prospect and the No. 5 outfielder in Texas by Perfect Game ... Ranked by Prep Baseball Report as the No. 61 overall prospect and the No. 10 outfielder in Texas ... 2024 Perfect Game Preseason All-American - Texas All-Region First Team ... 2023 Perfect Game Preseason Underclass All-American - Texas All-Region First Team ... 2022 Perfect Game Preseason Underclass All-American - Texas All-Region Second Team.



**PEYTON LEE**

RHP • Freshman • 6-5 • 205 • R/R  
Maumelle, Ark. • Maumelle HS

**22**

### High School

Attended Maumelle High School in Maumelle, Ark. ... Ranked by Perfect Game as the No. 166 overall prospect and the No. 40 right-handed pitcher in the class of 2025 ... Rated the No. 2 overall prospect and the No. 1 right-handed pitcher in Arkansas by Perfect Game ... Ranked by Prep Baseball Report as the No. 156 overall prospect and the No. 47 right-handed in the class of 2025 ... Rated the No. 3 overall prospect and the No. 2 right-handed pitcher in Arkansas by Prep Baseball Report ... 2025 Perfect Game Preseason All-American - Southeast All-Region First Team ... 2024 Area Code Games participant ... 2024 Perfect Game Preseason Underclass All-American - Southeast Region Honorable Mention ... 2023 Perfect Game Preseason Underclass All-American - Southeast Region Honorable Mention.



**LANDON SCHAEFER**

INF/OF • Freshman • 6-3 • 190 • R/R  
Fayetteville, Ark. • Fayetteville HS

**24**

### MLB Draft

2025 - Philadelphia Phillies, 20th round (No. 611 overall)

### High School

Attended Fayetteville High School in Fayetteville, Ark. ... Ranked by Perfect Game as the No. 70 overall prospect and the No. 31 shortstop in the class of 2025 ... Rated the No. 1 overall prospect and the No. 1 shortstop in Arkansas by Perfect Game ... Ranked by Prep Baseball Report as the No. 78 overall prospect and the No. 26 shortstop in the class of 2025 ... Rated the No. 1 overall prospect and the No. 1 shortstop in Arkansas by Prep Baseball Report ... Ranked by MLB Pipeline as the No. 125 overall draft prospect ... Ranked by Baseball America as the No. 138 overall draft prospect ... 2025 Perfect Game Preseason All-American - Southeast All-Region First Team ... 2024 Area Code Games participant ... 2024 Perfect Game Preseason Underclass All-American - Southeast All-Region First Team ... 2023 Perfect Game Preseason Underclass All-American - Southeast All-Region Second Team ... 2022 Perfect Game Preseason Underclass All-American - Southeast All-Region Second Team.

### Personal

Father, Todd, is an assistant coach for the Missouri women's basketball program after spending eight seasons at Arkansas (2017-24).





## JORDAN MARTIN

RHP • Freshman • 6-6 • 225 • R/R  
Jefferson City, Mo. • Jefferson City HS **28**

### High School

Attended Jefferson City High School in Jefferson City, Mo. ... Ranked by Perfect Game as the No. 75 overall prospect and the No. 15 right-handed pitcher in the class of 2025 ... Rated the No. 1 overall prospect and the No. 1 right-handed pitcher in Missouri by Perfect Game ... Ranked by Prep Baseball Report as the No. 81 overall prospect and the No. 20 right-handed pitcher in the class of 2025 ... Rated the No. 1 overall prospect and the No. 1 right-handed pitcher in Missouri by Prep Baseball Report ... 2025 Perfect Game Preseason All-American - Central All-Region First Team ... 2024 USA Baseball 18U National Team member ... Competed for Team USA in the 2024 World Baseball Softball Confederation (WBSC) U-18 Baseball World Cup Americas Qualifier Panama City, Panama ... Pitched twice, making one start, and tossed a scoreless inning in relief against Venezuela ... Struck out two in two innings of work against Puerto Rico in semifinal round ... 2024 Perfect Game All-American Classic participant ... 2024 Perfect Game Preseason Underclass All-American - Central All-Region First Team ... 2024 Prep Baseball Report All-American Game participant ... 2023 Perfect Game Preseason Underclass All-American - Central All-Region Second Team ... 2023 Prep Baseball Report All-American Game participant ... 2022 Prep Baseball Report Future Games participant.



## ETHAN McELVAIN

LHP • Junior • 6-4 • 250 • S/L  
Thompson's Station, Tenn. • Nolesville HS / Vanderbilt **33**

### 2025 (Sophomore at Vanderbilt)

Made 16 appearances, including five starts, on the mound ... Went 2-3 with a 7.24 ERA and 45 strikeouts in 27.1 innings ... Logged one save ... Allowed 27 runs (22 earned) on 31 hits and 28 walks ... Made his season debut in a start against Nebraska, striking out a season-high seven over 2.2 innings of work ... Matched his season high with seven strikeouts in a start against Xavier (March 8), allowing one run in 3.1 innings ... Collected his first win of the season with two relief innings of one-run ball and three strikeouts against Dayton (April 8) ... Tossed two scoreless innings with four strikeouts in relief against Middle Tennessee (April 22) ... Fanned three in 1.1 innings in relief against Alabama (May 3) ... Came out of bullpen back-to-back days in the final two games of a series win at #15 Tennessee (May 10-11), earning his first career save in the finale with two scoreless frames and two strikeouts ... Earned his second win of the season in his final outing of the year against Kentucky (May 16).

### 2024 (Freshman at Vanderbilt)

Made 11 appearances, including four starts, on the mound as a true freshman ... Posted a 1-2 record with a 3.24 ERA and 29 strikeouts in 25.0 innings of work ... Allowed 13 runs (nine earned) on 20 hits and 15 walks ... Limited opposing hitters to a .227 batting average ... Made his collegiate debut against FAU (Feb. 17), striking out one in a scoreless frame in relief ... Threw three scoreless innings with a season-high six strikeouts against

Gonzaga (Feb. 24) ... Made his first collegiate start against Evansville (Feb. 28), tossing two shutout frames with a strikeout ... Twirled four shutout innings in a start against Belmont (March 19), striking out three ... Allowed just one run on two hits over a season-long six innings while striking out five in a start against Valparaiso (March 26) ... Earned first collegiate win at LSU (April 5), tossing 3.1 scoreless innings with four strikeouts in his SEC debut ... Struck out three in 1.2 innings of relief work at Texas A&M (April 14) ... Final outing of the season came in a start against Tennessee (May 25) in the SEC Tournament, punching out one in a scoreless frame.

### High School

Attended Nolensville High School in Nolensville, Tenn. ... Posted a 0.92 ERA with a 9-0 record and 110 strikeouts as a senior ... 2023 Wilco Baseball Player of the Year ... Three-time All-State (2021-23) ... Three-time All-Region (2021-23) ... 2021 Mr. Baseball Finalist ... 2021 District MVP ... Helped team win district and region championships in 2021, finishing as state semifinalists ... Ranked by Perfect Game as No. 5 left-handed pitcher and No. 49 overall prospect nationally ... Ranked by Perfect Game as No. 1 overall prospect in Tennessee ... Four-time Perfect Game All-American (Southeast).

### Personal

Brother, Chris, played baseball at Vanderbilt (2020-22) and was selected by the Cincinnati Reds in the eighth round (No. 243 overall) of the 2022 MLB Draft.



## JOEY LORENZINI

LHP • Freshman • 6-5 • 225 • L/L  
Rocklin, Calif. • Rocklin HS **34**

### High School

Attended Rocklin High School in Rocklin, Calif. ... Ranked by Perfect Game as the No. 217 overall prospect and the No. 22 left-handed pitcher in the class of 2025 ... Rated the No. 38 overall prospect and the No. 1 left-handed pitcher in California by Perfect Game ... Ranked by Prep Baseball Report as the No. 116 overall prospect and the No. 18 left-handed pitcher in the class of 2025 ... Rated the No. 20 overall prospect and the No. 1 left-handed pitcher in California by Prep Baseball Report ... 2025 Perfect Game Preseason All-American - California All-Region First Team ... 2024 Perfect Game Preseason Underclass All-American - California All-Region Second Team ... 2023 Perfect Game Preseason Underclass All-American - California Region Honorable Mention.



## CAYDEN MITCHELL

INF • Freshman • 6-2 • 205 • R/R  
Arlington, Texas • Mansfield Timberview HS **35**

### High School

Attended Mansfield Timberview High School in Arlington, Texas ... Ranked by Perfect Game as the No. 332 overall prospect and the No. 23 third baseman in the class of 2025 ... Rated the No. 29 overall prospect and the No. 2 third baseman in Texas by Perfect Game ... Ranked by Prep Baseball Report as the No. 472 overall prospect and the No. 23 third baseman in the class of 2025 ... Rated the No. 40 overall prospect and the No. 2 third baseman in Texas by Prep Baseball Report ... 2025 Perfect Game

Preseason All-American - Texas All-Region First Team ... 2024 Perfect Game Preseason Underclass All-American - Texas All-Region Second Team ... 2023 Perfect Game Preseason Underclass All-American - Texas Region Honorable Mention ... 2023 Prep Baseball Report Future Games participant ... 2022 Prep Baseball Report Future Games participant.



## GRANT WREN

RHP • Freshman • 6-4 • 210 • R/R  
Melbourne, Ark. • Melbourne HS

37

### High School

Attended Melbourne High School in Melbourne, Ark. ... Ranked by Perfect Game as the No. 303 overall prospect and the No. 90 right-handed pitcher in the class of 2025 ... Rated the No. 8 overall prospect and the No. 5 right-handed pitcher in Arkansas by Perfect Game ... Ranked by Prep Baseball Report as the No. 201 overall prospect and the No. 61 right-handed pitcher in the class of 2025 ... Rated the No. 5 overall prospect and the No. 3 right-handed pitcher in Arkansas by Prep Baseball Report ... 2025 Perfect Game Preseason All-American - Southeast All-Region First Team ... 2024 Perfect Game Preseason Underclass All-American - Southeast All-Region First Team ... 2023 Perfect Game Preseason Underclass All-American - Southeast All-Region Second Team.



## JACOB IMOTO

LHP • Sophomore • 6-3 • 200 • L/L  
Vista, Calif. • Mission Hills HS / Palomar College

39

### 2025 (Freshman at Palomar College)

Made 20 appearances on the mound (all in relief) as a true freshman ... Posted a 4-2 record with a 2.45 ERA and a team-leading five saves in 44.0 innings pitched ... Recorded 52 strikeouts ... Allowed 17 runs (12 earned) on 32 hits and 18 walks ... Limited opposing hitters to a .199 batting average on the year.

### High School

Attended Mission Hills High School in San Marcos, Calif. ... Rated by Perfect Game as the No. 497 left-handed pitcher in the class of 2024 ... Also played football, lining up at inside linebacker for the Grizzlies.



## JAMES DeCREMER

RHP • Redshirt Sophomore • 6-1 • 205 • R/R  
Phoenix, Ariz. • Brophy College Prep / Oregon State

40

### 2025 (Redshirt Freshman at Oregon State)

Made 14 appearances, including three starts, on the mound ... Posted a 3-0 record with a 5.34 ERA and 30 strikeouts in 28.2 innings ... Allowed 18 runs (17 earned) on 34 hits and 11 walks ... Worked a scoreless inning of relief and recorded a strikeout in his collegiate debut against UNLV (Feb. 15) ... Struck out one in 1.2 innings against Washington State (March 11) ... Threw a scoreless relief inning against Rutgers (March 18) ... Twirled

two scoreless innings with two strikeouts against Washington (March 25), earning his first career win ... Scattered a hit and a run in 2.2 innings of relief against Portland (April 8), striking out a season-high six ... Picked up his second win of the season after tossing three scoreless innings with three strikeouts at UCLA (April 15) ... Made his first career start against Portland (May 13), allowing a run while punching out three ... Started and worked a season-long five shutout innings against USC (June 2) in the NCAA Corvallis Regional, matching his season high in strikeouts with six and earning his third win of the year ... Final outing of the season came in a start against Florida State (June 8) in the NCAA Corvallis Super Regional, allowing three runs while striking out a pair in two innings of work to help Oregon State advance to the College World Series.

### 2024 (Freshman at Oregon State)

Redshirt season ... Did not appear in any games.

### High School

Attended Brophy College Preparatory in Phoenix, Ariz. ... All-State selection as a junior after posting a 5-2 record with a 1.65 ERA and 73 strikeouts in 55 innings.



## DAMIAN RUIZ

OF • Redshirt Junior • 6-0 • 190 • R/R  
Livingston, Texas • Livingston HS /  
Houston Christian / Lamar

42

### 2025 (Redshirt Sophomore at Lamar)

» Southland Conference Hitter of the Year  
» All-Southland Conference (First Team)  
» Southland Conference Hitter of the Week (Feb. 25)

Southland Conference Hitter of the Year ... Earned first-team All-Southland Conference honors ... Slashed .388/.511/.607 with seven home runs and 46 RBI ... Scored 76 runs on the year, breaking the program's single-season record ... Totaled a team-leading 83 hits, including a team-high 22 doubles and two triples ... Drew 50 walks while striking out only 27 times ... 14-of-15 in stolen base attempts ... Recorded 25 multi-hit games, including six three-hit performances ... Broke the program's single-season record for longest hitting streak (32 games) and reached base streak (49 games) ... In league play, slashed a team-leading .397/.523/.603 with four home runs and 23 RBI in 31 games ... Racked up 46 hits, including eight doubles and a pair of triples ... Drew 26 walks while striking out only 12 times ... 9-for-10 in stolen base attempts against conference opponents ... Finished first in the Southland Conference in on-base percentage (.511), runs scored (76), hits (83) and doubles (22) ... Tied for fifth nationally in runs scored ... Defensively, posted a .978 fielding percentage with just two errors in 89 total chances ... Two hits and a season-high three RBI at CSU Bakersfield (Feb. 16) ... Swatted his first home run of the season against North Dakota State (Feb. 13), tallying season-high three hits and two RBI ... Finished a home run shy of the cycle and scored a season-high four runs against North Dakota State (Feb. 14) ... Named the Southland Conference Hitter of the Week on Feb. 25 after going 12-for-18 (.667) in five games with one home run, five doubles, one triple, five singles and seven RBI ... Went 2-for-4 with a double, a home run and two RBI at Tulane (March 18) ... Three hits, including a home run, against UT Arlington (April 6) ... Drew a season-high three walks at Sam Houston State (April 15) ... Two RBI and a season-high two stolen bases against New Orleans (April 27).



## 2024 (Sophomore at Houston Christian)

Redshirt season ... Played in 13 games with 12 starts before his campaign was cut short ... Slashed .222/.367/.472 with three home runs and seven RBI ... Scored nine runs on the year ... Drew six walks and was hit by four pitches ... 2-of-2 in stolen base attempts ... Hit his first homer of the year and stole a base at Texas (Feb. 20) ... 2-for-2 with a home run vs. Creighton (Feb. 23) ... Two hits, including a homer, and two RBI vs. SFA (Feb. 25).

## 2023 (Freshman at Houston Christian)

Played in 46 games with 45 starts as a true freshman ... Slashed .263/.360/.343 with one home run and 21 RBI ... Scored 25 runs on the year ... Totaled 46 hits, including nine doubles and one triple ... Drew 20 walks and was hit by seven pitches ... 8-of-12 in stolen base attempts ... Stole a season-high two bases at Rice (March 10) ... Went 5-for-6 with a home run, a season-high six RBI and a stolen base at Rice (March 11).

## High School

Attended Livingston High School in Livingston, Texas ... Ranked by Perfect Game as a top 500 overall prospect and the No. 346 outfielder in the class of 2022 ... Rated the No. 180 overall prospect and the No. 36 outfielder in Texas by Perfect Game ... Ranked by Prep Baseball Report as the No. 172 overall prospect and the No. 31 outfielder in Texas ... 2022 Perfect Game Preseason All-American - Texas Region Honorable Mention ... 2021 Perfect Game Preseason Underclass All-American - Texas Region Honorable Mention ... 2020 Perfect Game Preseason Underclass All-American - Texas Region Honorable Mention.



**TYE BRISCOE**

INF/LHP • Freshman • 5-11 • 195 • L/L  
Abilene, Texas • Wylie HS

**45**

## High School

Attended Wylie High School in Abilene, Texas ... Ranked by Perfect Game as the No. 255 overall prospect and the No. 29 left-handed pitcher in the class of 2025 ... Rated the No. 23 overall prospect and the No. 5 left-handed pitcher in Texas by Perfect Game ... Ranked by Prep Baseball Report as the No. 275 overall prospect and the No. 38 left-handed pitcher in the class of 2025 ... Rated the No. 20 overall prospect and the No. 7 left-handed pitcher in Texas by Prep Baseball Report ... 2025 Perfect Game Preseason All-American - Texas All-Region First Team ... 2024 Perfect Game Preseason Underclass All-American - Texas All-Region First Team ... 2024 Area Code Games participant ... 2023 Perfect Game Preseason Underclass All-American - Texas All-Region Second Team ... 2022 Perfect Game Preseason Underclass All-American - Texas Region Honorable Mention ... 2021 Prep Baseball Report Future Games participant.



**BRENDAN KLEIMAN**

C • Graduate Student • 5-10 • 190 • R/R  
Olney, Md. • Sherwood HS / Frederick  
CC / Eastern Michigan

**55**

## 2025 (Senior at Eastern Michigan)

Played in 45 games with 42 starts ... Slashed .289/.385/.367 with two home runs and 26 RBI ... Scored 33 runs ... Totaled 48 hits, including seven doubles,

on the year ... Drew 20 walks and was hit by seven pitches ... Recorded 14 multi-hit games and seven multi-RBI games ... Logged a season-long six-game hitting streak and 11-game reached base streak ... Defensively, posted a perfect 1.000 fielding percentage in 239 total chances behind the plate ... Threw out 10-of-59 (16.9 percent) attempted base stealers ... In conference play, racked up 25 hits, including four doubles, and drove in 14 RBI ... Drew 10 walks and was hit by five pitches ... Swatted his first home run of the season at UCA (Feb. 24), finishing with three hits and a season-high three RBI ... Drew a season-high three walks and finished with two RBI at Albany (April 17) ... Went 2-for-5 with two RBI at Presbyterian (March 2) ... Racked up a season-high four hits, including two doubles, and matched his season high in RBI with three at Western Michigan (March 15) ... Scored a season-high three runs and once again matched his season high in RBI with three against Miami (OH) (March 22) ... Belted his second home run of the season and finished with two RBI at Notre Dame (May 13).

## 2024 (Junior at Eastern Michigan)

Played in 34 games with 33 starts ... Slashed .363/.456/.508 with four home runs and 27 RBI ... Scored 25 runs ... Totaled 45 hits, including six doubles ... Drew 18 walks and was hit by four pitches ... 2-for-5 in stolen base attempts ... Recorded 14 multi-hit games and six multi-RBI games ... Logged a season-long 10-game hitting streak and 18-game reached base streak ... Defensively, committed four errors in 237 total chances (.983 fielding percentage) behind the plate ... In conference play, slashed a team-leading .365/.450/.506 with three home runs and 19 RBI in 23 games with 22 starts ... Racked up 31 hits, including three doubles, against league opponents ... Drew 13 walks while striking out only nine times ... Went 3-for-5 with two doubles and three RBI at Morehead State (March 17) ... Drew a season-high two walks against Michigan (March 19) ... Had a season-high four hits and drove in a season-high five runs at Kent State (April 6) ... Belted his first home run of the season against Oakland (April 9), finishing with three RBI ... Matched his season high in hits with four against Ohio (April 13) ... Caught a season-high two runners stealing against Bowling Green (May 11) ... Homered in all three games of the series at Northern Illinois (May 16-18) ... 3-for-4 with a season-high four runs scored, a home run, three RBI and a pair of walks in the second game of the series at NIU ... Closed out the year with a two-hit game, including a homer, and two RBI in the finale at NIU.

## 2023 (Sophomore at Frederick Community College)

Played in 42 games as a sophomore ... Slashed .355/.493/.491 with two home runs and 24 RBI ... Scored 34 runs ... Totaled 39 hits, including seven doubles and one triple, on the year ... Drew 24 walks and was hit by eight pitches ... 2-for-3 in stolen base attempts ... Defensively, committed only three errors in 248 total chances (.988 fielding percentage) and threw out seven attempted base stealers.

## 2022 (Freshman at Frederick Community College)

Played in 16 games as a true freshman ... Slashed .333/.535/.500 with seven RBI ... Scored 14 runs ... Totaled 10 hits, including three doubles and one triple, on the year ... Drew 11 walks and was hit by two pitches ... 2-for-2 in stolen base attempts ... Defensively, posted a perfect 1.000 fielding percentage in 82 total chances and threw out two attempted base stealers.

## High School

Attended Sherwood High School in Sandy Spring, Md. ... Earned three letters and served as a captain for one season on the Warriors' baseball team ... Led team to a 15-0 record as a senior while batting .350 with a .481 OBP ... One homer and eight RBI ... Named to the Brooks Robinson Maryland All-State ... Selected to the Maryland All-State Third Team as well as the Maryland State Association of Baseball Coaches (MSABC) All-State Team.





|| RBI GIRLS & DIAMOND DOLLS





**Britney Hanson**  
Coach

The RBI Girls, coached by Britney Hanson, have entertained Razorback baseball fans since the 1997 season, performing dance routines and leading cheers from the top of the dugouts prior to all home games and between innings. They are an integral part of the gameday experience at Baum-Walker Stadium. The RBI Girls are accompanied at all baseball games and events by Ribby, the Arkansas baseball mascot.




**Bella Bauer**  
Bentonville, Ark.



**Peyton Bolling**  
Rogers, Ark.




**Kylee Clowers**  
Cave Springs, Ark.




**Addy Cross**  
Tomball, Texas



**Charlotte Cyrenne**  
Bentonville, Ark.




**McKinlee Dyro**  
Lenexa, Kan.



**Gracie Eckhardt**  
Magnolia, Texas




**Lauren Elliott**  
Bryant, Ark.



**Anna Falcon**  
Little Rock, Ark.



**Jordan Greenwood**  
Little Rock, Ark.



**Meredith Heyka**  
Overland Park, Kan.



**Harlyn Hogan**  
North Little Rock, Ark.



**Emerson Holden**  
Edmond, Okla.



**Camryn Jordan**  
Papillion, Neb.



**Leila Klem**  
Omaha, Neb.



**Claire Linton**  
Springfield, Mo.



**Lola Martin**  
Lawrence, Kan.




**Grace Olson**  
Jonesboro, Ark.



**Izzi Rhodes**  
North Little Rock, Ark.



**Sydney Rogers**  
Liberty, Mo.



**Ryan Sadau**  
Paris, Texas



**Meredy Samuelson**  
Olathe, Kan.



**Gabrielle Shoults**  
O'Fallon, Mo.



**Emery Sousley**  
Lee's Summit, Mo.



**Whitney Stewart**  
North Little Rock, Ark.



**Taylar Thomas**  
Kansas City, Mo.




**Halle Wampler**  
Shawnee, Kan.



**Avery Watson**  
Allen, Texas



**Greyson Covington**  
Allen, Texas  
Ribby



**Ross Holloway**  
Bryant, Ark.  
Ribby



**Ribby**





**Andrea Stewart**  
Coordinator

Under the supervision of coordinator Andrea Stewart, the Diamond Dolls are a select group of young women who devote countless hours to the Razorback baseball program. The Diamond Dolls' duties include selling scorecards, assisting with on-field promotions and serving as bat girls.




**Rylee Adams**  
Farmington, Ark.



**Jillian Alexander**  
St. Louis, Mo.



**Claire Brown**  
Jonesboro, Ark.



**Georgia Crayton**  
Canton, Texas



**Sophie Duke**  
Springdale, Ark.



**Katie Duncan**  
McKinney, Texas



**Maddy Flynn**  
Charleston, Ark.



**Mya Fulkerson**  
Jonesboro, Ark.



**Alexandra Gibson**  
Jonesboro, Ark.



**Alex Guin**  
Minden, La.



**Peyton Hammack**  
Sulphur Springs, Texas



**Abby Hammett**  
Aubrey, Texas



**Ashton Harris**  
Stillwater, Okla.



**Carson Henson**  
Sherwood, Ark.



**Macy Maland**  
Fayetteville, Ark.



**Hannah McCarver**  
Siloam Springs, Ark.



**Emily McLaughlin**  
McKinney, Texas



**Ruthie Phelan**  
Fayetteville, Ark.



**Lauren Porter**  
Van, Texas



**Reagan Ramsey**  
Dardanelle, Ark.



**Hayley Reagor**  
Fayetteville, Ark.



**Callie Rowland**  
Fayetteville, Ark.



**Kennedy Smith**  
Conway, Ark.



**Lilly Swanson**  
Batesville, Ark.



**Katie Turnage**  
Kansas City, Mo.



**Kate Wingfield**  
Little Rock, Ark.





# BECOME A PART OF THE TEAM

**START YOUR FAMILY TRADITION NOW  
AND JOIN THE RAZORBACK FOUNDATION!**



THE RAZORBACK FOUNDATION AND ITS MEMBERS SUPPLY STUDENT-ATHLETES WITH A FIRST-CLASS EDUCATION AND CHAMPIONSHIP-CALIBER FACILITIES WHILE PROVIDING YEARLY FINANCIAL SUPPORT NEEDED TO OPERATE 19 RAZORBACK SPORTS PROGRAMS.

## MEMBERSHIP INCLUDES:

**PRIORITY SEATING AND PARKING  
AT RAZORBACK ATHLETIC EVENTS**

**15% DISCOUNT AT  
HOG HEAVEN STORES**

**INVITATIONS TO EXCLUSIVE  
EVENTS WITH COACHES**

**SUPPORTING MORE THAN  
465+ STUDENT-ATHLETES**

**SCAN TO JOIN!**



**MAKE A TAX-DEDUCTIBLE GIFT**



**CONTACT US!**



**@RAZORBACKFOUNDATION**

**479-443-9000 • GOHOGS@RAZORBACKFOUNDATION.COM  
TEXT RAZORBACKS TO 479-349-4313**





|| FACILITIES





## || BAUM-WALKER STADIUM

When discussing the best college baseball facilities in the country, Baum-Walker Stadium is consistently among one of the first places mentioned. With room for more than 11,000 spectators, an impeccable playing surface and amenities that rival most minor league ballparks, it is the crown jewel of the collegiate ranks. Of course, the physical properties of Baum-Walker Stadium are only a portion of the baseball experience with the remainder in the form of fans that flock to the corner of Razorback Road and 15th Street to watch the Hogs take on all comers.

Officially named Baum Stadium at George Cole Field at its dedication on May 3, 1996, the facility derives its name from primary backers as well as from the history of Razorback baseball. Arkansas' facility prior to Baum Stadium was George Cole Field, and the new ballpark has preserved the tradition with its current name. In 2018, the Willard and Pat Walker Charitable Foundation pledged \$5 million in support of the recently opened J.B. and Johnelle Hunt Family Baseball Development Center. As a result of the commitment and pledge, Baum Stadium's name was changed to Baum-Walker Stadium.

In 1998, Baum-Walker Stadium received a special honor, when it was named the nation's No. 1 facility in *Baseball America's* poll of the best college facilities. Five years later it took second in the same poll, cementing its legacy as one of the best facilities in the nation. Since Baum-Walker Stadium's construction, Arkansas officials have received numerous solicitations by coaches and administrators from across the country for blueprints and tours of the Razorbacks' home ballpark in an attempt to capture some of its charm. Even though Baum-Walker Stadium has been replicated to some degree, no other place in the country has the atmosphere that the venue brings to college baseball, which is why it has hosted 12 NCAA Regionals (1999, 2004, 2006, 2007, 2010, 2017, 2018, 2019, 2021, 2023, 2024, 2025) and six NCAA Super Regionals (2004, 2015, 2018, 2019, 2021, 2025).

Baum-Walker Stadium was one of the nation's best facilities when it was constructed, but since then it has undergone four renovations, making it the envy of visiting teams. The first upgrade came prior to the 2003 season, when the hitting and pitching cages were enclosed to ensure a place for Razorback players to practice year-round. A total of 2,600 chair back seats also were added to the park, 1,300 of which reside on each foul line.

Baum-Walker Stadium's second renovation came a year later as 12 luxury boxes, coaches' offices, a new scoreboard and natural grass completely changed the feel of the park. A state-of-the-art scoreboard added full video, complete with a message center and an analog clock was added to the right-center field gap, which stood 45-feet high and 76-feet wide. The original turf field at Baum-Walker Stadium was torn out, and rye grass was grown for the 2004 campaign but replaced by a hybrid Bermuda in 2005. A portion of the upgrades were made possible by contributions from the Willard and Pat Walker Charitable Foundation, Bob & Marilyn Bogle, the Pagnozzi Charities, John Tyson and Stan Ley.

The next renovation came prior to the 2007 season as 20 luxury boxes were built, 1,000 chair back seats were added, restrooms were constructed and the Hog Pen and picnic area were expanded. A new ticket office, field lights and wall pads were added as well. The final set of upgrades to the park brought capacity to 10,737 seats with 8,237 of those coming from chair backs and 34 from luxury boxes.

New LED ribbon boards were added in 2013, and the Fowler Family Baseball and Track Training Center opened in the fall of 2014, providing Arkansas with the finest collegiate indoor facility in the country. The facility provides approximately 52,000 square feet of climate-controlled practice space, including a full-size practice infield, throwing area, batting areas and ancillary team spaces.

In 2016, the university's partnership with South Dakota-based Daktronics produced the largest video board ever installed at an on-campus college baseball facility in the country. The massive 25-foot by 71-foot LED video board enhances an already memorable experience at Baum-Walker Stadium by providing 1,775 square feet of digital space for live high-definition video, instant replays, up-to-the-minute statistics, and game information, graphics and animations.

In 2018, the U of A Board of Trustees approved the construction of a baseball performance center at Baum-Walker Stadium. The J.B. and Johnelle Hunt Family Baseball Development Center, which sits beyond the right field foul pole, is approximately 49,000 square feet and features coaches' offices and upgraded amenities for student-athletes, including an improved and expanded locker room, team meeting room, training rooms, lounge areas and a nutrition center. The \$27 million building, funded entirely by athletic revenues, gifts and bond proceeds from a bond issue, also includes a state-of-the-art strength and conditioning center, indoor practice area and pitching development center.

In 2026, a second video board – JM's HogVision – was added to Baum-Walker Stadium. Positioned down the left field line, the 19.25-foot by 55-foot LED display provides 1,059 square feet of digital space for additional live high-definition video, instant replays, graphic animations, in-game stats and info.

Baum-Walker Stadium served as host to its second NCAA Regional and first NCAA Super Regional in 2004, drawing the largest total attendance in the nation for both events. The series-clinching win over Florida State drew 10,027 fans, eclipsing the previous night's record of 9,338. In all, a combined 58,138 attended the NCAA Regional and Super Regional during the 2004 postseason.

Arkansas' 2004 attendance numbers were no fluke as fans continued to pour into the ballpark. The 2005 and 2006 crowds continued to set records for both paid and actual attendance. While the NCAA and SEC recognize tickets sold as their method of ranking schools, Arkansas keeps both actual patrons as well as paid attendance figures and has seen steady increases in both areas.





The combination of the upgrades prior to the 2007 season as well as a top 10 baseball team produced then-record attendance numbers as Arkansas smashed its school record for the fourth straight year. The Hogs became the first team in NCAA history to average more than 8,000 tickets sold per game (8,069). Arkansas also set a then-school record for actual attendance with 198,218 fans (6,007 per game) passing through the gates of Baum-Walker Stadium in 2007.

The attendance figures drawn to Baum-Walker Stadium allowed Arkansas to host its third NCAA Regional in four years in 2007 and its fourth since 1999. Razorback fan support did not flounder as the Regional was the best attended of all 16 sites, averaging 6,452 fans over six games.

In April 2009, Baum-Walker Stadium played host to its first No. 1 versus No. 1 battle when the Razorbacks took on Arizona State. In game two of the midweek series, 11,014 fans were in attendance and 11,434 tickets sold. Both numbers were then-facility records, topping the previous mark of 10,581 fans who watched Arkansas defeat LSU in 2007. The two-game series against the Sun Devils brought 17,300 fans through the turnstiles, a midweek record, and the 19,776 tickets sold were also a midweek series high mark.

Razorback fans have continued to set the bar high when it comes to postseason attendance. Baum-Walker Stadium has been fortunate to have been a host for the 2015 NCAA Super Regional, the 2017 NCAA Regional, the 2018, 2019 and 2021 NCAA Regionals and Super Regionals and, most recently, the 2023 NCAA Regionals.

On June 6, 2015, a school-record of 12,167 fans watched game two of the NCAA Fayetteville Super Regional between Arkansas and Missouri State. The day before, 11,869 fans came through the turnstiles to watch game one, which still ranks second on the all-time actual crowds list. The Razorbacks completed the trifecta in game three of that series when Baum-Walker Stadium recorded its third straight day of 11,500-plus fans inside as they witnessed the Hogs lock up their eighth trip to the College World Series.

Three years later, Arkansas nearly matched that fan support in the 2018 Fayetteville Super Regional against SEC-foe South Carolina. More than 11,000 fans entered the grounds to see the Razorbacks earn their ninth trip to Omaha in program history. In total for the entire 2018 postseason, 89,852 fans packed Baum-Walker Stadium throughout the two rounds, more than any other postseason site.

The Razorback faithful accomplished it again in 2019 after hosting nine games during the Regionals and Super Regionals during the NCAA Tournament, welcoming more fans than any other ballpark in the nation. Arkansas saw 93,868 fans pack the stadium during the two postseason rounds that showcased the Hogs advancing to their 10th College World Series in program history. The total attendance was 4,000 more than the previous year's Regionals and Super Regionals' combined attendance figure.

Baum-Walker Stadium was one of eight ballparks in 2019 to host both postseason rounds and the only one to surpass 90,000 in total attendance. In games featuring the Hogs, the average attendance was 10,845, including 11,276 during Super Regionals. All three Super Regional crowds exceeded 11,000 and marked some of the largest postseason paid attendances in stadium history. Including postseason, Baum-Walker Stadium's total attendance was 348,775, third highest in the nation, and single-game average was 8,719, fourth highest in the country.

Arkansas led the country in both average and total attendance in 2022. Baum-Walker Stadium drew a program-record 10,376 fans per game, good for a then-record 363,153 total fans over 35 home dates. To punctuate the historic year, 34,796 Razorback fans turned out for the three-game home series against Ole Miss, setting the stadium's three-game series attendance record.

Arkansas continued its strong success at home in 2024, winning a then-program record tying 34 games at Baum-Walker Stadium, including a program record-tying 27 consecutive wins in Fayetteville, and resetting the stadium record by drawing a nation-leading 394,146 total fans over 39 home dates.

The Hogs took their success inside Baum-Walker Stadium to another level in 2025, winning a program-record 37 games and once again resetting the stadium record with 407,196 total fans over 41 home dates. The campaign marked the 22nd straight season that Arkansas finished in the top five nationally in total home attendance.

Baum-Walker Stadium is the culmination of a vision that was possible only through the dedication of former Arkansas head coach Norm DeBriyn, former University of Arkansas athletics director Frank Broyles and contributions by the families of Willard and Pat Walker and Charlie Baum. While the efforts of DeBriyn and Broyles were instrumental in maintaining a state-of-the-art home for Arkansas baseball since the original George Cole Field opened in 1975, it was the generosity of the Baum and Walker families that allowed Arkansas to abandon plans to renovate its former facility and replace it with a new standard in college baseball venues.

The support of the George Cole family also has been an integral part of the program's growth since the former Razorback athlete, coach and athletic director donned the Cardinal and White many years ago.

"Without the support of the Charlie Baum, Willard Walker and George Cole families, this wouldn't have been possible," DeBriyn said when the stadium opened. "It's an incredible facility, and there's not one like it anywhere in the country. There's no way to describe the excitement our players and coaches have when they take the field."

Representatives of all three families attended the groundbreaking ceremony on Oct. 12, 1994. 18 months later, Arkansas' Matt Carnes delivered Baum Stadium's first pitch to Auburn's Russell Whittenburg, completing the dream. The Razorbacks defeated the Auburn Tigers, 9-2, in the stadium's inaugural contest.



Before Baum-Walker Stadium, George Cole Field, named for the late Razorback shortstop and athletics director, served as Arkansas' home field from 1975 until 1996. A native of Bauxite, Ark., Cole served as athletics director from July 1, 1970, until his retirement on July 1, 1973. A former All-SWC quarterback for the Razorback football team, Cole scored a then-school-record 85 points as a senior in 1927.

Cole began his administrative career at Arkansas as a football line coach in 1936 and became an assistant athletics director under the legendary John Barnhill in 1957.

When it opened in 1975, George Cole Field enabled the Razorbacks to leave the field at the Washington County Fairgrounds and move into an on-campus facility for the first time. With a capacity of 3,000, George Cole Field was located just north of John McDonnell Field. Setting the trend for Arkansas having the finest college baseball park in the nation, George Cole Field was one of the few with artificial turf.

Between 1984 and 1985, Arkansas won a program-record 27 consecutive games at George Cole Field. Donations from former Razorbacks Tim Lollar, Johnny Ray and Kevin McReynolds and their agent, Tom Selakovich, provided for the installation of lights at George Cole Field in 1985. On March 22 of that season, Arkansas defeated longtime rival Texas, 5-4, in the first night baseball game on the Arkansas campus.

Later that season, George Cole Field played host to the Southwest Conference Tournament for the first time. Arkansas defeated Texas, 10-6, in the championship game to win its first conference tournament title. The SWC Tournament came to Fayetteville again in 1988.

When the Razorbacks entered the Southeastern Conference in 1992, University of Arkansas officials recognized the need to improve the school's baseball facility. While plans originally called for the improvement of George Cole Field, generous donations from the Willard and Pat Walker and Charlie Baum families, along with former Razorback Tom Pagnozzi, enabled the Razorbacks to scrap the renovation plans and start from scratch with an entirely new state-of-the-art facility.

During its 21 seasons, George Cole Field was home to a number of future major-leaguers, including Pagnozzi, Ray, McReynolds, Lollar, Les Lancaster and Jeff King.

Although the original George Cole Field played host to its last game on March 31, 1995, the spirit endures in the official name of the Razorbacks' current facility: Baum-Walker Stadium at George Cole Field.



## QUICK FACTS: BAUM-WALKER STADIUM AT GEORGE COLE FIELD

**Architect:** HOK Sport

**Contractor:** Kinco, Inc.

**Capacity:** 11,121

**Chairback Seats:** 8,237

**All-Time Record:** 733-247 (30 seasons, .748)

**Surface:** Natural hybrid Bermuda grass (installed 2005)

**Construction Cost:** \$8.9 million (initial - 1996)

**Parking:** 2,290 spaces

**Groundbreaking:** Oct. 12, 1994

**First Game:** April 13, 1996 (Arkansas 9, Auburn 2)

**Dedication:** May 3, 1996 (Arkansas 9, Alabama 3)

**Largest Crowd (Actual):** June 6, 2015 - 12,167; Missouri St. 3, Arkansas 1

**Field Dimensions (L-LC-C-RC-R):** 320-375-400-365-312

**Grandstand Canopy:** Masted, cable-suspended

**Dugouts:** Built to MLB specifications, tunnel access to clubhouses

**Batter's Eye:** 40-feet tall by 80-feet wide wall behind center field

**Bullpens:** Located in left and right field; allow full field visibility

**Concourse:** Elevated, with unobstructed views of the playing field throughout from foul pole to foul pole

**Concession Stands:** Eight (full-service)

**Foul Pole Patio:** High-top, reserved seating area that is tucked away by the left field foul pole

**Hog Heaven:** 98 premium outdoor seats on the press box level

**Hog Pen:** Beyond left field fence with 12 picnic tables and 40 grills

**Home Plate Plaza:** Ballpark's grand entrance and meet-up location, anchored by the Terrazzo Hog, a Baum-Walker Stadium trademark

**JB & Johnelle Hunt Family Baseball Development Center:** State-of-the-art clubhouse with player development areas as well as enhanced equipment and training rooms located beyond right field

**Johnny Mike Walker Lounge:** Located on press level, accessible to Hog Heaven ticket holders and Swatter's Club members

**JM's HogVision:** New to Baum-Walker Stadium's left field in 2026, the LED display's dimensions are 19.25-feet tall by 55-feet wide and provide 1,059 square feet of digital space for live high-definition video, instant replays, graphic animations, in-game stats and info

**Macke's Bases Loaded Landing:** General admission area and bar for fans, located beyond the right field foul pole and connected to the JB & Johnelle Hunt Family Baseball Development Center

**Offices:** Spacious coaches' offices located in the JB & Johnelle Hunt Family Baseball Development Center overlooking the field

**Press Box:** Two seating rows and spacious work area

**Press Conference Room:** Direct access from the home dugout

**Press Level Booths:** Two radio booths and a television booth

**Promotions Booth:** Ballpark promotions and gameday information hub located on the concourse behind section 110

**Restrooms:** On first and third base side of grandstand, in both dugouts and clubhouses, in luxury boxes, in press box and in the JB & Johnelle Hunt Family Baseball Development Center

**Scoreboard:** One of the largest video boards in college baseball, the LED display's dimensions are 25-feet tall by 71-feet wide and provide 1,775 square feet of digital space for live high-definition video, instant replays, graphic animations, in-game stats and info

**Sound System:** On-demand access to sound effects and music

**Suites:** 34 luxury suites on press level

**Team Store:** Official store of the Razorbacks with on-field and novelty items located behind section 107

**Ticket Offices:** Located in Razorback Foundation building down the left field line

**Umpire's Locker Room:** Includes dressing, shower and restrooms

**Visitors Clubhouse:** Direct access to dugout via tunnel; includes training room and equipment room





### BAUM-WALKER STADIUM RECORDS

**13,472**

SINGLE-GAME ATTENDANCE (2018)

**10,376**

SINGLE-SEASON AVERAGE (2022)

**407,196**

SINGLE-SEASON TICKETS (2025)

**733**

WINS AT BAUM-WALKER STADIUM

**34,796**

3-GAME SERIES ATTENDANCE (2022)

### ARKANSAS YEAR-BY-YEAR RESULTS AT BAUM-WALKER STADIUM

1996 6-3 (.667)	1997 26-7 (.788)	1998 22-9 (.710)	1999 26-7 (.788)	2000 15-19 (.441)	2001 19-6 (.760)	2002 18-12 (.600)	2003 22-8 (.733)	2004 31-8 (.795)	2005 19-9 (.679)
2006 21-8 (.724)	2007 23-10 (.697)	2008 24-9 (.727)	2009 21-12 (.636)	2010 29-9 (.763)	2011 24-7 (.774)	2012 28-8 (.778)	2013 24-9 (.727)	2014 25-10 (.714)	2015 23-12 (.657)
2016 19-14 (.576)	2017 29-8 (.784)	2018 34-4 (.895)	2019 33-7 (.825)	2020 11-2 (.846)	2021 30-8 (.790)	2022 28-7 (.800)	2023 32-6 (.842)	2024 34-5 (.872)	2025 37-4 (.902)

#### Top 20 All-Time Crowds (tickets sold/distributed)

1.	USC	13,472	March 3, 2018
2.	Mississippi State	12,589	April 25, 2015
3.	South Alabama	12,006	March 7, 2020
4.	LSU	11,827	April 8, 2017
5.	Tennessee	11,787	April 26, 2019
6.	Vanderbilt	11,772	May 13, 2022
7.	Vanderbilt	11,761	May 14, 2022
8.	Auburn	11,742	April 26, 2014
9.	Ole Miss	11,736	April 30, 2022
10.	LSU	11,714	May 10, 2019
11.	Ole Miss	11,651	April 29, 2022
12.	Tennessee	11,594	April 27, 2019
13.	Mississippi State	11,548	April 1, 2022
14.	Mississippi State	11,522	April 2, 2022
15.	LSU	11,462	April 9, 2011
16.	Arizona State	11,434	April 8, 2009
17.	Mississippi State	11,415	April 3, 2022
18.	Ole Miss	11,409	May 1, 2022
19.	Ole Miss*	11,383	June 9, 2019
20.	Ole Miss*	11,350	June 8, 2019

\* - NCAA Super Regional  
^ - NCAA Regional

#### Top 20 All-Time Crowds (actual)

1.	Missouri State*	12,167	June 6, 2015
2.	Missouri State*	11,869	June 5, 2015
3.	South Carolina*	11,722	June 9, 2018
4.	Missouri State*	11,694	June 7, 2015
5.	South Carolina*	11,481	June 10, 2018
6.	South Carolina*	11,217	June 11, 2018
7.	LSU	11,103	April 9, 2011
8.	Arizona State	11,014	April 8, 2009
9.	Oral Roberts^	11,088	June 2, 2017
10.	LSU	10,987	April 8, 2017
11.	Mississippi State	10,837	April 25, 2015
12.	Mississippi State	10,784	April 16, 2011
13.	USC	10,732	March 3, 2018
14.	LSU	10,581	May 5, 2007
15.	Texas A&M	10,477	April 20, 2013
16.	Missouri State^	10,369	June 3, 2017
17.	Missouri State^	10,273	June 5, 2017
18.	Central Michigan	10,219	Feb. 20, 2016
19.	Auburn	10,217	April 26, 2014
20.	Southern Miss^	10,213	June 2, 2018

\* - NCAA Super Regional  
^ - NCAA Regional

#### 2025 NCAA ATTENDANCE LEADERS

Team	Total Home Attendance		
	Average	Total	Games
1. LSU	11,186	458,606	41
2. <b>Arkansas</b>	<b>9,932</b>	<b>407,196</b>	<b>41</b>
3. Ole Miss	9,566	344,364	36
4. Mississippi State	11,000	330,009	30
5. South Carolina	7,183	251,414	35
6. Texas	7,164	250,754	35
7. Tennessee	5,596	235,035	42
8. Florida	6,303	226,903	36
9. Texas A&M	6,076	206,577	34
10. Auburn	5,603	201,703	36
11. Florida State	5,514	187,484	34
12. Clemson	5,028	181,023	36
13. Southern Miss	5,080	177,807	35
14. Hawaii	3,929	137,509	35
15. East Carolina	4,515	135,461	30
16. Vanderbilt	3,610	129,977	36
17. North Carolina	3,334	126,694	38
18. Virginia	4,482	125,499	28
19. Alabama	3,857	123,434	32
20. Arizona State	3,365	121,141	36





**FOWLER FAMILY TRAINING CENTER**


The facility provides approximately 52,000 square feet of climate-controlled practice space, including a full-size practice infield, throwing area, batting areas and ancillary team spaces.

Thanks in part to the generous \$2.5 million gift provided by the Wallace and Jama Fowler family, the University of Arkansas completed a brand new world-class indoor training facility for baseball and track in the summer of 2015.

Dedicated on Sept. 20, 2014, as the Fowler Family Baseball and Track Training Center, the multi-use facility provides approximately 52,000 square feet of climate-controlled practice space, including a full size practice infield, throwing area, batting areas and ancillary team spaces.

The facility includes four batting cages with a drop down and raise up netting system that allows for baseball training and available surface space. The practice infield is suitable for live hitting with nets ensuring safe activity and observation outside the infield space and protective measures toward the facility structure.

The Fowler Family's gift marked substantial progress toward meeting the fundraising goal for the project. The fundraising goal for the facility was funded by a combination of capital gifts, athletic revenues and proceeds from a bond issue. The total project cost was \$9.1 million.







### HUNT FAMILY DEVELOPMENT CENTER



The one-of-a-kind facility features an expanded locker room, team meeting space, strength & conditioning center, training room, nutrition center and a state-of-the-art player development lab.

The J.B. and Johnelle Hunt Family Baseball Development Center is a 49,000-square foot baseball performance facility, providing Razorback student-athletes with an improved and expanded locker room, team meeting space, strength and conditioning center, training room, nutrition center, a state-of-the-art pitching and development lab, an in-venue batting tunnel and many more amenities.

The one-of-a-kind facility sits in the right-field corner of Baum-Walker Stadium, connecting it with the west concourse and providing new premium seating areas for games. It also includes a tunnel to connect the facility with the first-base dugout. The Norm DeBrynn Champions Lobby features numerous historical displays and interactive content showcasing the history of Razorback baseball.

The Van Horn Hog, named in honor of legendary Arkansas Razorback head baseball coach Dave Van Horn, is symbolic of the indomitable fighting spirit of the wild Razorback. The Razorback baseball program is nationally recognized as a skilled and spirited group possessing a fiery determination to prevail. The Van Horn Hog, donated by the Waldrip family, is dedicated to the legions of fans across Arkansas and the nation who share that same unwavering, fighting Razorback spirit.

The \$27 million J.B. and Johnelle Hunt Family Baseball Development Center was funded entirely by athletic revenues, gifts and bond proceeds from a bond issue. No university funds, state funds or student fees were required to complete the project. The facility was approved for construction in June 2019 by the University of Arkansas Board of Trustees.







**|| 2025 SEASON REVIEW**



2025 RECORD: 50-15 • HOME: 37-4 • AWAY: 8-7 • NEUTRAL: 5-4 • SEC: 20-10 • NCAA TOURNAMENT: College World Series

Game date	Opponent	Score	Arkansas		Opponent	Innings	Overall	SEC	Pitcher of record	Attendance	Time
			R-H-E	R-H-E							
Feb. 14	Washington State [DH-1]	W, 3-2	3-6-2	2-6-2	(10)	1-0-0	0-0-0	0-0-0	Foutch (W, 1-0)	-	3:19
Feb. 14	Washington State [DH-2]	W, 14-2	14-13-0	2-5-0	(7)	2-0-0	0-0-0	0-0-0	Root (W, 1-0)	9,112	2:16
Feb. 15	Washington State	W, 5-2	5-9-0	2-6-0	9	3-0-0	0-0-0	0-0-0	Carter (W, 1-0)	9,418	2:46
Feb. 17	Washington State	W, 12-2	12-10-0	2-6-3	(7)	4-0-0	0-0-0	0-0-0	Beidelschies (W, 1-0)	8,780	2:30
Feb. 21	vs. Kansas State^	L, 3-2	2-7-0	3-8-0	9	4-1-0	0-0-0	0-0-0	McGuire (L, 0-1)	13,886	2:37
Feb. 22	vs. #22 TCU^	W, 2-1	2-3-2	1-4-0	9	5-1-0	0-0-0	0-0-0	Beidelschies (W, 2-0)	17,994	2:55
Feb. 23	vs. Michigan^	W, 8-6	8-10-2	6-11-2	9	6-1-0	0-0-0	0-0-0	Carter (W, 2-0)	12,862	3:44
Feb. 25	Grambling	W, 14-3	14-14-0	3-4-1	(7)	7-1-0	0-0-0	0-0-0	Bybee (W, 1-0)	9,073	2:40
Feb. 28	Charlotte	W, 11-10	11-11-0	10-15-1	9	8-1-0	0-0-0	0-0-0	Carter (W, 3-0)	9,563	3:08
March 1	Charlotte	W, 8-5	8-10-0	5-8-1	9	9-1-0	0-0-0	0-0-0	Jimenez (W, 1-0)	10,938	2:53
March 2	Charlotte	W, 4-3	4-13-0	3-6-0	9	10-1-0	0-0-0	0-0-0	McEntire (W, 1-0)	9,199	3:04
March 4	ULM	W, 14-1	14-15-0	1-6-2	(7)	11-1-0	0-0-0	0-0-0	Fisher (W, 1-0)	8,768	2:15
March 5	ULM	W, 15-3	15-9-0	3-5-2	(7)	12-1-0	0-0-0	0-0-0	Bybee (W, 2-0)	8,624	2:25
March 7	Portland	W, 20-3	20-13-0	3-6-2	(7)	13-1-0	0-0-0	0-0-0	Gaeckle (W, 1-0)	9,982	2:08
March 8	Portland	W, 10-0	10-10-0	0-4-1	(7)	14-1-0	0-0-0	0-0-0	Root (W, 2-0)	10,536	1:48
March 9	Portland	W, 5-3	5-7-0	3-10-1	9	15-1-0	0-0-0	0-0-0	Beidelschies (W, 3-0)	9,416	2:35
March 11	UCA	W, 9-2	9-6-0	2-7-2	9	16-1-0	0-0-0	0-0-0	Fisher (W, 2-0)	10,742	2:34
March 14	at #13 Ole Miss*	L, 10-6	6-10-1	10-14-1	9	16-2-0	0-1-0	0-1-0	Root (L, 2-1)	9,090	3:03
March 15	at #13 Ole Miss*	W, 12-3	12-15-1	3-4-1	9	17-2-0	1-1-0	1-1-0	Coil (W, 1-0)	9,304	3:19
March 16	at #13 Ole Miss*	W, 12-9	12-16-1	9-10-2	9	18-2-0	2-1-0	2-1-0	Wiggins (W, 1-0)	9,164	3:49
March 18	Oral Roberts	W, 4-1	4-8-0	1-7-1	9	19-2-0	2-1-0	2-1-0	Gibler (W, 1-0)	9,922	2:46
March 19	Oral Roberts	W, 16-0	16-14-1	0-1-2	(7)	20-2-0	2-1-0	2-1-0	Fisher (W, 3-0)	9,121	2:25
March 21	South Carolina*	W, 12-2	12-15-0	2-6-1	(7)	21-2-0	3-1-0	3-1-0	Root (W, 3-1)	10,023	2:16
March 22	South Carolina*	W, 12-3	12-13-0	3-7-2	9	22-2-0	4-1-0	4-1-0	Jimenez (W, 2-0)	9,759	2:55
March 23	South Carolina*	W, 11-4	11-13-0	4-10-1	9	23-2-0	5-1-0	5-1-0	Coil (W, 2-0)	9,367	3:11
March 25	Missouri State	L, 14-13	13-16-2	14-14-0	(10)	23-3-0	5-1-0	5-1-0	McGuire (L, 0-2)	10,035	3:48
March 28	at #14 Vanderbilt*	W, 9-0	9-9-0	0-3-0	9	24-3-0	6-1-0	6-1-0	Root (W, 4-1)	3,802	2:53
March 29	at #14 Vanderbilt*	W, 6-4	6-9-1	4-9-1	(10)	25-3-0	7-1-0	7-1-0	Jimenez (W, 3-0)	3,802	3:15
March 30	at #14 Vanderbilt*	W, 7-3	7-9-0	3-8-0	9	26-3-0	8-1-0	8-1-0	Bybee (W, 3-0)	3,802	2:45
April 1	vs. Grambling@	W, 7-4	7-7-2	4-6-0	9	27-3-0	8-1-0	8-1-0	McGuire (W, 1-3)	9,312	3:00
April 5	Missouri*	W, 21-3	21-14-0	3-3-2	(7)	28-3-0	9-1-0	9-1-0	Root (W, 5-1)	9,927	3:06
April 6	Missouri [DH-1]*	W, 14-4	14-16-2	4-6-0	(7)	29-3-0	10-1-0	10-1-0	Gaeckle (W, 2-0)	-	2:50
April 6	Missouri [DH-2]*	W, 16-2	16-16-0	2-4-1	(7)	30-3-0	11-1-0	11-1-0	Beidelschies (W, 4-0)	9,614	2:42
April 8	Arkansas State	W, 7-3	7-11-1	3-7-0	9	31-3-0	11-1-0	11-1-0	Carter (W, 4-0)	9,771	3:01
April 11	at #7 Georgia*	W, 13-3	13-12-0	3-5-2	9	32-3-0	12-1-0	12-1-0	Jimenez (W, 4-0)	3,633	3:28
April 12	at #7 Georgia*	L, 7-6	6-11-0	7-12-0	9	32-4-0	12-2-0	12-2-0	Gaeckle (L, 2-1)	3,633	3:17
April 13	at #7 Georgia*	L, 7-6	6-7-1	7-7-5	(12)	32-5-0	12-3-0	12-3-0	Gibler (L, 1-1)	3,633	3:46
April 15	UAPB	W, 13-3	13-18-2	3-6-0	(8)	33-5-0	12-3-0	12-3-0	McGuire (W, 2-2)	9,432	2:42
April 17	Texas A&M*	L, 7-4	4-9-2	7-9-0	9	33-6-0	12-4-0	12-4-0	Root (L, 5-2)	10,915	3:02
April 18	Texas A&M [DH-1]*	W, 11-5	11-12-0	5-10-0	9	34-6-0	13-4-0	13-4-0	Gaeckle (W, 3-1)	10,119	3:01
April 18	Texas A&M [DH-2]*	L, 9-2	2-9-1	9-11-1	9	34-7-0	13-5-0	13-5-0	Jimenez (L, 4-1)	10,915	3:23
April 22	Little Rock	W, 10-0	10-11-0	0-3-5	(7)	35-7-0	13-5-0	13-5-0	McGuire (W, 3-2)	9,821	2:01
April 23	Little Rock	W, 4-0	4-8-0	0-5-0	9	36-7-0	13-5-0	13-5-0	Eaves (W, 1-0)	9,542	2:52
April 25	at Florida*	L, 6-4	4-6-1	6-7-0	9	36-8-0	13-6-0	13-6-0	Root (L, 5-3)	6,542	2:49
April 26	at Florida*	W, 7-0	7-7-1	0-5-4	9	37-8-0	14-6-0	14-6-0	Gaeckle (W, 4-1)	6,081	2:55
April 27	at Florida*	L, 9-5	5-7-1	9-12-0	9	37-9-0	14-7-0	14-7-0	Wiggins (L, 1-1)	5,681	3:15
May 1	#1 Texas*	W, 9-0	9-8-0	0-2-0	9	38-9-0	15-7-0	15-7-0	Root (W, 6-3)	10,855	2:26
May 2	#1 Texas*	W, 6-1	6-6-1	1-5-0	9	39-9-0	16-7-0	16-7-0	Wood (W, 1-0)	11,074	3:08
May 3	#1 Texas*	W, 13-8	13-11-0	8-9-1	9	40-9-0	17-7-0	17-7-0	Carter (W, 5-0)	11,031	3:24
May 9	at #3 LSU*	L, 5-4	4-11-0	5-9-0	(10)	40-10-0	17-8-0	17-8-0	Gaeckle (L, 4-2)	11,658	3:19
May 10	at #3 LSU*	L, 13-3	3-8-1	13-11-0	(7)	40-11-0	17-9-0	17-9-0	Wood (L, 1-1)	12,264	2:56
May 11	at #3 LSU*	W, 7-4	7-10-1	4-10-1	9	41-11-0	18-9-0	18-9-0	Carter (W 6-0)	11,079	3:58
May 15	#17 Tennessee*	L, 10-7	7-15-1	10-15-1	9	41-12-0	18-10-0	18-10-0	Root (L, 6-4)	10,693	4:03
May 16	#17 Tennessee*	W, 8-6	8-13-0	6-14-1	9	42-12-0	19-10-0	19-10-0	Gibler (W, 2-1)	10,925	3:28
May 17	#17 Tennessee*	W, 8-4	8-7-0	4-9-2	9	43-12-0	20-10-0	20-10-0	Wood (W, 2-1)	10,925	3:31
May 23	vs. #17 Ole Miss\$	L, 5-2	2-5-1	5-10-0	9	43-13-0	20-10-0	20-10-0	Root (L, 6-5)	13,627	3:07
May 30	North Dakota State%	W, 6-2	6-9-0	2-9-1	9	44-13-0	20-10-0	20-10-0	Coil (W, 3-0)	9,994	2:36
May 31	Creighton%	W, 12-1	12-13-0	1-5-0	9	45-13-0	20-10-0	20-10-0	Root (W, 7-5)	10,115	3:11
June 1	Creighton%	W, 8-3	8-9-0	3-5-0	9	46-13-0	20-10-0	20-10-0	Wood (W, 3-1)	9,946	2:33
June 7	#16 Tennessee!	W, 4-3	4-10-1	3-2-0	9	47-13-0	20-10-0	20-10-0	Root (W, 8-5)	10,205	2:32
June 8	#16 Tennessee!	W, 11-4	11-10-0	4-8-0	9	48-13-0	20-10-0	20-10-0	Gibler (W, 3-1)	10,273	3:48
June 14	vs. #3 LSU+	L, 4-1	1-4-0	4-6-0	9	48-14-0	20-10-0	20-10-0	Root (L, 8-6)	25,464	2:49
June 16	vs. Murray State+	W, 3-0	3-10-0	0-0-1	9	49-14-0	20-10-0	20-10-0	Wood (W, 4-1)	24,074	2:31
June 17	vs. #13 UCLA+	W, 7-3	7-10-3	3-6-1	9	50-14-0	20-10-0	20-10-0	Root (W, 9-6)	24,171	3:20
June 18	vs. #3 LSU+	L, 6-5	5-9-1	6-10-3	9	50-15-0	20-10-0	20-10-0	Gibler (L, 3-2)	25,740	3:20

\* SEC opponent; ^ Amegy Bank College Baseball Series (Globe Life Field in Arlington, Texas); @ Game played at CHI St. Vincent Field at Dickey-Stephens Park in North Little Rock, Ark.; \$ SEC Tournament (Hoover Metropolitan Stadium in Hoover, Ala.); % NCAA Fayetteville Regional (Baum-Walker Stadium in Fayetteville, Ark.); ! NCAA Fayetteville Super Regional (Baum-Walker Stadium in Fayetteville, Ark.); + College World Series (Charles Schwab Field Omaha in Omaha, Neb.)



## Team Batting

At bats:	44	at #13 Ole Miss (March 16)
	44	vs. Missouri State (March 25)
	44	at #7 Georgia (April 13)
Runs scored:	21	vs. Missouri (April 5)
Hits:	18	vs. UAPB (April 15)
RBI:	20	vs. Missouri (April 5)
Doubles:	6	vs. Washington State (Feb. 14)
Triples:	1	(9 times)
Home runs:	5	(5 times)
Total bases:	33	vs. UAPB (April 15)
Walks:	14	vs. Missouri (April 5)
Strikeouts:	16	at Florida (April 25)
Sac hits:	2	vs. South Carolina (March 23)
	2	at #14 Vanderbilt (March 29)
Sac flies:	2	(8 times)
Stolen bases:	4	vs. Murray State (June 16 in Omaha, Neb.)
Hit by pitch:	5	vs. #1 Texas (May 2)
Caught stealing:	2	vs. Charlotte (March 2)
	2	vs. Oral Roberts (March 19)
	2	vs. Arkansas State (April 8)
Runners LOB:	14	vs. #1 Texas (May 2)
Hit into DP:	3	vs. Oral Roberts (March 18)

## Fielding

Putouts:	35	at #7 Georgia (April 13)
Assists:	14	vs. Kansas State (Feb. 21 in Arlington, Texas)
	14	vs. South Carolina (March 23)
Errors:	3	vs. #13 UCLA (June 17 in Omaha, Neb.)
Passed balls:	1	(6 times)
DPs turned:	3	vs. South Carolina (March 22)

## Pitching

Innings pitched:	11.2	at #7 Georgia (April 13)
Runs allowed:	14	vs. Missouri State (March 25)
Earned runs:	12	vs. Missouri State (March 25)
	12	at #3 LSU (May 10)
Walks allowed:	9	at #3 LSU (May 10)
Strikeouts:	20	vs. Creighton (June 1)
Hits allowed:	15	vs. Charlotte (Feb. 28)
	15	vs. #17 Tennessee (May 15)
Doubles allowed:	6	at #13 Ole Miss (March 14)
Triples allowed:	1	(4 times)
Homers allowed:	4	(4 times)
Wild pitches:	3	(4 times)
Hit batters:	3	(4 times)



**Wehiwa Aloy** became Arkansas' third Golden Spikes Award winner and second SEC Player of the Year in program history after slashing .350/.434/.673 with a team-high 21 home runs and 68 RBI to lead the Razorbacks to their 12th College World Series appearance during the 2025 campaign.

## Individual Batting

At bats:	6	(8 times)
Runs scored:	5	Wehiwa Aloy vs. Portland (March 7)
Hits:	4	(8 times)
RBI:	8	Brent Iredale vs. Portland (March 7)
Doubles:	3	Reese Robinett vs. UAPB (April 15)
Triples:	1	(9 times)
Home runs:	2	(15 times)
Total bases:	10	Brent Iredale vs. Portland (March 7)
	10	Cam Kozeal vs. Missouri (April 6)
Walks:	3	(5 times)
Strikeouts:	4	Kuhio Aloy vs. Missouri (April 5)
Sac hits:	1	(19 times)
Sac flies:	1	(30 times)
Stolen bases:	3	Nolan Souza vs. Arkansas State (April 8)
Hit by pitch:	2	(6 times)
Caught stealing:	1	(16 times)
Runners LOB:	6	Kuhio Aloy vs. Missouri (April 6)

## Fielding

Putouts:	20	Ryder Helfrick vs. Murray State (June 16 in Omaha, Neb.)
Assists:	6	Wehiwa Aloy vs. South Carolina (March 22)
	6	Wehiwa Aloy vs. Arkansas State (April 8)
	6	Brent Iredale vs. Little Rock (April 23)
Errors:	2	Wehiwa Aloy vs. Michigan (Feb. 23 in Arlington, Texas)
	2	Brent Iredale vs. Texas A&M (April 17)
	2	Brent Iredale vs. #13 UCLA (June 17 in Omaha, Neb.)
Passed balls:	1	(6 times)

## Pitching

Innings pitched:	9.0	Gage Wood vs. Murray State (June 16 in Omaha, Neb.)
Runs allowed:	9	Gabe Gaeckle vs. Charlotte (Feb. 28)
Earned runs:	9	Gabe Gaeckle vs. Charlotte (Feb. 28)
Walks allowed:	4	Gabe Gaeckle vs. Kansas State (Feb. 21 in Arlington, Texas)
	4	Gabe Gaeckle at Florida (April 26)
	4	Aiden Jimenez vs. North Dakota State (May 30)
Strikeouts:	19	Gage Wood vs. Murray State (June 16 in Omaha, Neb.)
Hits allowed:	10	Gabe Gaeckle vs. Charlotte (Feb. 28)
	10	Zach Root at #13 Ole Miss (March 14)
	10	Zach Root at #13 Ole Miss (March 14)
Doubles allowed:	4	
Triples allowed:	1	(4 times)
Homers allowed:	2	(8 times)
Wild pitches:	2	(9 times)
Hit batters:	2	(4 times)



**Zach Root** became the sixth Arkansas pitcher in history to be selected in the first round of the MLB draft, earning All-America honors after going 9-6 with a 3.62 ERA and a team-leading 126 strikeouts in 99.1 innings to lead the Hogs to their 12th College World Series appearance in 2025.



2025 RECORD: 50-15 • HOME: 37-4 • AWAY: 8-7 • NEUTRAL: 5-4 • SEC: 20-10 • NCAA TOURNAMENT: College World Series

Hitting (Hitting minimums - 1 Games, 1 AB, 1.0 AB/Game, 2.0 TPA/Game)

#	Player	AVG	GP-GS	AB	R	H	2B	3B	HR	RBI	TB	SLG%	BB	HBP	SO	GDP	OB%	SF	SH	SB-ATT	PO	A	E	FLD%
22	Logan Maxwell	.356	51-49	177	46	63	5	0	13	38	107	.605	27	9	35	3	.454	5	2	1-2	53	1	0	1.000
9	Wehiwa Aloy	.350	65-65	266	81	93	19	2	21	68	179	.673	32	10	64	5	.434	3	0	9-12	76	148	5	.978
24	Charles Davalan	.346	65-64	269	71	93	12	2	14	60	151	.561	35	8	27	2	.433	2	3	10-13	101	4	0	1.000
8	Cam Kozeal	.333	60-55	231	49	77	18	0	15	62	140	.606	19	2	53	5	.386	2	2	2-3	233	62	5	.983
25	Kuhio Aloy	.317	61-60	243	52	77	15	0	13	70	131	.539	31	5	77	4	.404	1	0	0-0	0	0	1	.000
27	Ryder Helfrick	.305	61-56	190	47	58	10	2	15	38	117	.616	32	7	53	3	.420	2	5	3-5	599	27	3	.995
4	Justin Thomas Jr.	.303	62-54	165	47	50	6	1	9	38	85	.515	34	8	49	2	.438	3	4	7-11	109	2	2	.982
10	Brent Iredale	.286	65-64	206	63	59	11	0	14	57	112	.544	46	21	68	4	.450	7	0	9-10	33	119	8	.950
28	Carson Boles	.310	29-15	58	18	18	5	0	2	16	29	.500	19	1	16	1	.475	2	0	0-0	26	0	1	.963
18	Reese Robinett	.260	32-18	73	16	19	4	0	3	13	32	.438	16	1	26	2	.400	0	1	1-1	150	8	2	.988
17	Zane Becker	.258	20-9	31	5	8	3	0	1	6	14	.452	5	4	9	0	.425	0	1	1-1	106	3	0	1.000
3	Nolan Souza	.250	32-28	96	24	24	5	0	4	22	41	.427	19	0	30	0	.374	0	0	9-9	36	48	2	.977
6	Gabe Fraser	.250	28-13	52	14	13	1	1	1	12	19	.365	6	2	11	0	.339	2	0	2-2	14	24	2	.950
1	Rocco Peppi	.217	19-16	46	7	10	2	0	0	9	12	.261	5	5	10	1	.351	1	0	0-0	74	10	1	.988
5	Kendall Diggs	.159	39-17	63	10	10	2	1	2	7	20	.317	7	2	21	2	.264	0	1	2-3	31	0	1	.969
42	Michael Anderson	.000	4-2	8	0	0	0	0	0	0	0	.000	1	0	3	0	.111	0	0	0-0	9	0	0	1.000
Totals		.309	65-65	2174	550	672	118	9	127	516	1189	.547	334	85	552	34	.416	30	19	56-72	1673	506	37	.983
Opponents		.228	65-65	2078	258	473	97	4	63	239	767	.369	193	54	703	32	.308	11	17	45-57	1586	517	64	.970

LOB - Team (511), Opp (422). DPs turned - Team (43), Opp (35). CI - Team (0), Opp (5). IBB - Team (11), Maxwell 3, K. Aloy 2, W. Aloy 2, Davalan 2, Diggs 1, Kozeal 1, Opp (5). Picked off - W. Aloy 2, K. Aloy 1, Thomas Jr. 1, Fraser 1, Boles 1.

Pitching (Pitching minimums - 1% of Games, 0.7 IP/Game)

#	Player	ERA	W-L	APP	GS	CG	SHO	CBO	SV	IP	H	R	ER	BB	SO	2B	3B	HR	B/Avg	WP	HBP	BK	SFA	SHA
33	Zach Root	3.62	9-6	19	19	1	0	3	0	99.1	82	47	40	35	126	22	0	7	.220	6	9	2	1	2
20	Gabe Gaekle	4.42	4-2	19	9	0	0	1	2	71.1	63	37	35	31	92	9	2	7	.235	8	5	0	1	3
35	Landon Beidelschies	4.82	4-0	16	13	0	0	0	0	61.2	59	34	33	20	70	17	0	14	.255	4	8	0	0	4
36	Parker Coil	1.27	3-0	14	0	0	0	0	1	21.1	22	5	3	2	24	4	0	2	.259	0	1	0	1	0
13	Steele Eaves	1.86	1-0	8	0	0	0	2	0	9.2	9	2	2	2	10	0	0	0	.237	1	2	0	0	0
31	Dylan Carter	2.18	6-0	22	0	0	0	3	0	33.0	23	8	8	12	36	5	0	3	.202	8	5	0	1	1
41	Will McEntire	2.84	1-0	17	0	0	0	2	2	25.1	16	11	8	4	29	4	1	4	.174	2	1	0	0	1
44	Carson Wiggins	3.21	1-1	14	0	0	0	1	3	14.0	7	6	5	9	20	2	0	0	.152	6	1	0	2	1
16	Aiden Jimenez	3.40	4-1	22	2	0	0	2	1	42.1	41	16	16	13	40	8	0	2	.259	1	2	0	1	1
14	Gage Wood	3.82	4-1	10	10	1	1	1	0	37.2	27	17	16	7	69	4	1	5	.194	2	3	0	1	0
29	Cole Gibler	3.99	3-2	20	0	0	0	1	1	29.1	25	13	13	12	57	4	0	3	.221	5	3	0	0	0
46	Christian Foutch	4.09	1-0	21	0	0	0	1	4	22.0	14	11	10	10	31	2	0	3	.182	2	8	0	0	1
40	Ben Bybee	4.38	3-0	18	3	0	0	1	0	37.0	38	20	18	15	42	5	0	6	.262	0	1	1	1	0
26	Tate McGuire	4.55	3-2	14	4	0	0	2	1	27.2	23	14	14	9	24	5	0	4	.225	2	3	0	1	0
38	Colin Fisher	4.62	3-0	16	5	0	0	3	0	25.1	20	13	13	12	31	6	0	2	.220	4	2	0	1	2
32	Hunter Dietz	54.00	0-0	2	0	0	0	0	0	0.2	4	4	4	0	2	0	0	1	.667	1	0	0	0	1
Totals		3.84	50-15	65	65	2	8	7	15	557.2	473	258	238	193	703	97	4	63	.228	52	54	3	11	17
Opponents		8.51	15-50	65	65	0	0	0	6	528.2	672	550	500	334	552	118	9	127	.309	55	85	6	30	19

PB - Team (6), Helfrick 5, Becker 1, Opp (9). Pickoffs - Team (6), Carter 2, Root 1, McGuire 1, Gaekle 1, Helfrick 1, Opp (6). SBA/ATT - Helfrick (35-45), Beidelschies (7-11), Gaekle (7-10), Becker (10-10), Fisher (5-6), McGuire (5-5), Bybee (4-4), Root (3-4), Foutch (4-4), Coil (2-3), Wiggins (2-2), Jimenez (1-2), McEntire (1-2), Eaves (1-1), Gibler (1-1), Wood (1-1), Carter (1-1).

Fielding													Fielding												
#	Player	C	PO	A	E	FLD%	DP	SBA	CSB	SBA%	PB	CI	#	Player	C	PO	A	E	FLD%	DP	SBA	CSB	SBA%	PB	CI
17	Zane Becker	109	106	3	0	1.000	0	10	0	1.000	1	0	8	Cam Kozeal	300	233	62	5	.983	28	0	0	---	0	0
24	Charles Davalan	105	101	4	0	1.000	0	0	0	---	0	0	4	Justin Thomas Jr.	113	109	2	2	.982	1	0	0	---	0	0
22	Logan Maxwell	54	53	1	0	1.000	0	0	0	---	0	0	9	Wehiwa Aloy	229	76	148	5	.978	31	0	0	---	0	0
20	Gabe Gaekle	15	6	9	0	1.000	2	7	3	.700	0	0	3	Nolan Souza	86	36	48	2	.977	13	0	0	---	0	0
42	Michael Anderson	9	9	0	0	1.000	2	0	0	---	0	0	5	Kendall Diggs	32	31	0	1	.969	0	0	0	---	0	0
35	Landon Beidelschies	7	2	5	0	1.000	0	7	4	.636	0	0	28	Carson Boles	27	26	0	1	.963	0	0	0	---	0	0
14	Gage Wood	6	2	4	0	1.000	0	1	0	1.000	0	0	10	Brent Iredale	160	33	119	8	.950	6	0	0	---	0	0
40	Ben Bybee	5	4	1	0	1.000	0	4	0	1.000	0	0	6	Gabe Fraser	40	14	24	2	.950	7	0	0	---	0	0
26	Tate McGuire	5	1	4	0	1.000	0	5	0	1.000	0	0	33	Zach Root	14	3	10	1	.929	0	3	1	.750	0	0
31	Dylan Carter	5	1	4	0	1.000	0	1	0	1.000	0	0	44	Carson Wiggins	5	1	3	1	.800	0	2	0	1.000	0	0
16	Aiden Jimenez	4	1	3	0	1.000	0	1	1	.500	0	0	41	Will McEntire	3	0	2	1	.667	0	1	1	.500	0	0
13	Steele Eaves	2	0	2	0	1.000	0	1	0	1.000	0	0	38	Colin Fisher	3	0	2	1	.667	0	5	1	.833	0	0
46	Christian Foutch	2	1	1	0	1.000	0	4	0	1.000	0	0	25	Kuhio Aloy	1	0	0	1	.000	0	0	0	---	0	0
36	Parker Coil	1	1	0	0	1.000	0	2	1	.667	0	0	32	Hunter Dietz	0	0	0	0	.000	0	0	0	---	0	0
27	Ryder Helfrick	629	599	27	3	.995	3	35	10	.778	5	0	29	Cole Gibler	0	0	0	0	.000	0	1	0	1.000	0	0
1	Rocco Peppi	85	74	10	1	.988	4	0	0	---	0	0	Totals		2216	1673	506	37	.983	43	45	12	.789	6	0
18	Reese Robinett	160	150	8	2	.988	15	0	0	---	0	0	Opponents		2167	1586	517	64	.970	35	56	16	.778	9	5

2025 SEASON REVIEW





# || GAME-BY-GAME HITTING

2025 RECORD: 50-15 • HOME: 37-4 • AWAY: 8-7 • NEUTRAL: 5-4 • SEC: 20-10 • NCAA TOURNAMENT: College World Series

Date	Opponent	AB	R	H	RBI	2B	3B	HR	BB	IBB	SB	CS	HBP	SAC	SF	GDP	K	PO	A	E	Avg
Feb. 14	Washington State [DH-1]	32	3	6	2	0	0	0	6	1	3	1	0	0	2	1	9	30	9	2	.188
Feb. 14	Washington State [DH-2]	30	14	13	14	6	1	1	8	0	1	0	3	0	0	1	5	21	7	0	.306
Feb. 15	Washington State	31	5	9	5	4	0	3	3	0	0	2	1	0	0	0	8	27	7	0	.301
Feb. 17	Washington State	28	12	10	10	2	0	1	11	0	1	1	2	0	0	0	6	21	13	0	.314
Feb. 21	vs. Kansas State	33	2	7	2	2	0	2	2	0	0	0	1	0	0	0	11	27	14	0	.292
Feb. 22	vs. #22 TCU	29	2	3	2	1	0	0	3	0	1	0	1	1	0	0	7	27	9	2	.262
Feb. 23	vs. Michigan	33	8	10	7	3	0	1	8	0	0	1	2	0	0	1	7	27	6	2	.269
Feb. 25	Grambling	29	14	14	13	2	0	2	10	0	1	0	3	0	2	0	3	21	11	0	.294
Feb. 28	Charlotte	36	11	11	11	3	0	2	4	0	0	0	2	0	0	0	9	27	9	0	.295
March 1	Charlotte	33	8	10	8	3	0	2	4	0	0	0	1	1	0	0	7	27	6	0	.296
March 2	Charlotte	34	4	13	3	2	0	0	3	0	0	2	0	1	1	0	8	27	6	0	.305
March 4	ULM	33	14	15	12	2	0	4	4	1	0	0	2	0	1	1	6	21	5	0	.318
March 5	ULM	28	15	9	14	2	0	4	13	0	1	0	2	0	0	1	2	21	6	0	.318
March 7	Portland	31	20	13	19	2	1	5	6	0	2	0	3	0	0	0	7	21	8	0	.325
March 8	Portland	29	10	10	10	2	0	4	2	0	2	1	1	1	0	0	4	21	5	0	.326
March 9	Portland	31	5	7	5	0	0	2	3	0	1	0	0	0	0	0	8	27	10	0	.320
March 11	UCA	31	9	6	9	0	0	3	7	0	1	0	2	0	0	1	9	27	7	0	.313
March 14	at #13 Ole Miss	36	6	10	6	1	0	2	2	0	0	0	1	0	1	1	14	24	5	1	.310
March 15	at #13 Ole Miss	40	12	15	11	1	0	5	2	0	0	0	2	1	2	0	13	27	8	1	.315
March 16	at #13 Ole Miss	44	12	16	12	2	0	2	4	1	1	0	0	0	0	1	9	27	6	1	.318
March 18	Oral Roberts	28	4	8	3	0	0	0	7	0	1	0	3	0	1	3	2	27	7	0	.317
March 19	Oral Roberts	32	16	14	15	2	1	2	8	0	2	2	2	0	0	0	3	21	7	1	.322
March 21	South Carolina	33	12	15	10	4	0	2	4	0	0	0	1	0	0	0	9	21	6	0	.328
March 22	South Carolina	36	12	13	11	2	0	2	4	0	0	0	4	0	1	0	9	27	10	0	.329
March 23	South Carolina	33	11	13	11	0	0	5	7	2	0	0	1	2	1	0	5	27	14	0	.332
March 25	Missouri State	44	13	16	13	5	0	1	4	1	1	0	2	1	0	1	13	30	7	2	.334
March 28	at #14 Vanderbilt	35	9	9	9	2	1	3	9	0	1	0	0	0	0	1	10	27	9	0	.331
March 29	at #14 Vanderbilt	39	6	9	6	0	0	2	3	0	1	0	1	2	0	1	8	30	8	1	.327
March 30	at #14 Vanderbilt	35	7	9	6	2	0	3	3	0	1	0	0	0	0	0	12	27	7	0	.324
April 1	vs. Grambling	29	7	7	6	0	1	0	6	0	2	0	3	1	1	0	8	27	11	2	.322
April 5	Missouri	33	21	14	20	2	0	2	14	0	1	0	4	0	0	0	10	21	4	0	.325
April 6	Missouri [DH-1]	33	14	16	14	3	0	2	6	0	0	0	2	0	1	0	9	21	7	2	.330
April 6	Missouri [DH-2]	32	16	16	16	4	0	3	9	0	1	0	0	0	1	1	4	21	6	0	.335
April 8	Arkansas State	33	7	11	7	2	0	2	5	0	3	2	0	0	0	0	13	27	11	1	.335
April 11	at #7 Georgia	38	13	12	11	4	1	1	6	0	0	1	2	0	0	0	12	27	6	0	.334
April 12	at #7 Georgia	38	6	11	5	3	0	2	4	0	0	0	1	0	0	0	13	24	2	0	.333
April 13	at #7 Georgia	44	6	7	5	1	0	3	3	0	0	0	0	1	0	0	15	35	10	1	.327
April 15	UAPB	40	13	18	13	3	0	4	3	0	1	0	0	0	1	0	3	24	10	2	.330
April 17	Texas A&M	35	4	9	4	2	0	1	2	0	0	0	0	0	0	1	6	27	10	2	.329
April 18	Texas A&M [DH-1]	33	11	12	11	2	0	3	2	0	0	0	2	0	2	1	6	27	6	0	.329
April 18	Texas A&M [DH-2]	35	2	9	2	2	0	0	2	0	0	0	0	0	2	0	13	27	8	1	.328
April 22	Little Rock	26	10	11	7	3	1	1	4	0	1	0	2	0	2	0	6	21	6	0	.329
April 23	Little Rock	32	4	8	3	0	0	1	6	1	1	0	0	0	0	0	6	27	11	0	.328
April 25	at Florida	33	4	6	4	1	0	3	2	0	0	0	0	0	0	0	16	24	4	1	.324
April 26	at Florida	32	7	7	7	1	0	1	5	1	2	0	2	1	2	1	6	27	10	1	.322
April 27	at Florida	33	5	7	4	2	0	0	6	0	0	0	3	0	0	0	9	24	6	1	.320
May 1	#1 Texas	31	9	8	9	2	0	2	3	0	0	0	3	0	0	1	8	27	8	0	.319
May 2	#1 Texas	30	6	6	6	1	0	1	9	0	0	0	5	0	0	0	5	27	5	1	.316
May 3	#1 Texas	35	13	11	13	1	0	5	10	0	2	0	1	0	0	0	11	27	4	0	.316
May 9	at #3 LSU	37	4	11	4	2	0	2	3	1	0	0	1	1	1	2	13	29	10	0	.316
May 10	at #3 LSU	28	3	8	3	1	0	0	2	0	0	0	0	0	1	0	12	20	3	1	.315
May 11	at #3 LSU	35	7	10	7	3	0	0	9	0	3	0	0	1	1	1	10	27	8	1	.315
May 15	#17 Tennessee	40	7	15	7	3	0	0	5	0	1	0	1	0	0	1	8	27	8	1	.316
May 16	#17 Tennessee	35	8	13	7	1	0	3	4	0	1	1	1	0	0	1	14	27	12	0	.317
May 17	#17 Tennessee	31	8	7	7	1	0	2	9	0	2	1	0	0	0	0	12	27	6	0	.316
May 23	vs. #17 Ole Miss	32	2	5	2	1	0	1	3	0	0	0	1	0	0	0	11	27	13	1	.313
May 30	North Dakota State	30	6	9	6	2	0	1	3	0	1	0	0	1	2	0	5	27	8	0	.313
May 31	Creighton	38	12	13	12	1	0	5	12	0	3	0	2	0	0	1	9	27	11	0	.313
June 1	Creighton	29	8	9	8	1	1	4	4	0	0	1	2	1	0	2	3	27	4	0	.313
June 7	#16 Tennessee	32	4	10	3	0	0	1	2	0	2	0	1	0	0	2	7	27	11	1	.313
June 8	#16 Tennessee	35	11	10	10	1	0	3	8	1	0	0	2	0	0	1	8	27	6	0	.313
June 14	vs. #3 LSU	29	1	4	1	0	0	1	2	0	0	0	0	0	0	2	10	27	7	0	.310
June 16	vs. Murray State	35	3	10	3	2	0	0	2	0	4	1	0	1	1	0	11	27	3	0	.310
June 17	vs. #13 UCLA	31	7	10	6	2	1	1	5	1	1	0	0	1	0	2	6	27	11	3	.310
June 18	vs. #3 LSU	36	5	9	4	1	0	1	0	0	2	0	1	0	0	0	11	26	8	1	.309
	<b>Totals</b>	<b>2174</b>	<b>550</b>	<b>672</b>	<b>516</b>	<b>118</b>	<b>9</b>	<b>127</b>	<b>334</b>	<b>11</b>	<b>56</b>	<b>16</b>	<b>85</b>	<b>19</b>	<b>30</b>	<b>34</b>	<b>552</b>	<b>1673</b>	<b>506</b>	<b>37</b>	<b>.309</b>





2025 RECORD: 50-15 • HOME: 37-4 • AWAY: 8-7 • NEUTRAL: 5-4 • SEC: 20-10 • NCAA TOURNAMENT: College World Series

Date	Opponent	IP	H	R	ER	BB	SO	2B	3B	HR	WP	BK	HBP	DP	IBB	Score	W	L	SV	ERA
Feb. 14	Washington State [DH-1]	10.0	6	2	1	1	10	0	0	1	1	0	1	2	0	3-2	1	0	0	0.90
Feb. 14	Washington State [DH-2]	7.0	5	2	2	1	9	1	0	0	0	0	1	2	0	14-2	2	0	0	1.59
Feb. 15	Washington State	9.0	6	2	2	1	10	3	1	0	2	0	0	0	0	5-2	3	0	1	1.73
Feb. 17	Washington State	7.0	6	2	2	2	8	2	0	0	0	0	0	1	0	12-2	4	0	1	1.91
Feb. 21	vs. Kansas State	9.0	8	3	3	4	3	2	0	0	1	0	0	2	0	2-3	4	1	1	2.14
Feb. 22	vs. #22 TCU	9.0	4	1	1	5	11	0	0	0	1	0	1	2	0	2-1	5	1	2	1.94
Feb. 23	vs. Michigan	9.0	11	6	3	5	13	1	0	2	3	0	2	2	0	8-6	6	1	3	2.10
Feb. 25	Grambling	7.0	4	3	3	3	7	1	0	0	1	0	1	1	0	14-3	7	1	3	2.28
Feb. 28	Charlotte	9.0	15	10	10	1	12	5	1	2	3	0	3	0	0	11-10	8	1	4	3.20
March 1	Charlotte	9.0	8	5	5	4	15	3	0	1	0	0	1	1	0	8-5	9	1	5	3.39
March 2	Charlotte	9.0	6	3	3	1	12	0	0	1	1	0	1	0	0	4-3	10	1	5	3.35
March 4	ULM	7.0	6	1	1	2	12	1	0	0	2	0	0	1	0	14-1	11	1	5	3.21
March 5	ULM	7.0	5	3	3	1	6	0	0	1	0	0	0	0	0	15-3	12	1	5	3.25
March 7	Portland	7.0	6	3	3	3	8	0	1	0	1	0	2	0	0	20-3	13	1	5	3.29
March 8	Portland	7.0	4	0	0	1	11	1	0	0	0	0	0	0	0	10-0	14	1	5	3.10
March 9	Portland	9.0	10	3	3	0	8	2	0	1	2	0	1	1	0	5-3	15	1	6	3.09
March 11	UCA	9.0	7	2	2	3	13	1	0	0	0	1	3	1	0	9-2	16	1	6	3.02
March 14	at #13 Ole Miss	8.0	14	10	10	5	8	6	0	2	0	0	2	0	0	6-10	16	2	6	3.47
March 15	at #13 Ole Miss	9.0	4	3	3	3	18	1	0	1	2	0	1	1	0	12-3	17	2	7	3.44
March 16	at #13 Ole Miss	9.0	10	9	9	8	10	2	0	4	0	0	2	0	0	12-9	18	2	7	3.74
March 18	Oral Roberts	9.0	7	1	1	2	8	0	0	0	1	0	0	0	0	4-1	19	2	8	3.60
March 19	Oral Roberts	7.0	1	0	0	1	7	0	0	0	1	0	2	1	0	16-0	20	2	8	3.46
March 21	South Carolina	7.0	6	2	2	1	7	3	0	0	1	0	0	0	0	12-2	21	2	8	3.43
March 22	South Carolina	9.0	7	3	3	3	5	0	0	0	1	0	2	3	0	12-3	22	2	9	3.41
March 23	South Carolina	9.0	10	4	4	3	6	2	0	2	0	0	2	2	0	11-4	23	2	9	3.43
March 25	Missouri State	10.0	14	14	12	6	19	3	0	4	2	0	0	0	0	13-14	23	3	9	3.77
March 28	at #14 Vanderbilt	9.0	3	0	0	4	8	1	0	0	1	0	0	1	0	9-0	24	3	9	3.62
March 29	at #14 Vanderbilt	10.0	9	4	4	2	12	1	0	0	2	0	0	0	0	6-4	25	3	9	3.62
March 30	at #14 Vanderbilt	9.0	8	3	3	3	11	2	0	1	0	0	2	1	0	7-3	26	3	9	3.60
April 1	vs. Grambling	9.0	6	4	4	4	11	2	0	0	1	0	3	0	0	7-4	27	3	10	3.61
April 5	Missouri	7.0	3	3	3	2	11	3	0	0	0	1	1	0	0	21-3	28	3	10	3.62
April 6	Missouri [DH-1]	7.0	6	4	2	2	10	0	0	0	0	0	0	0	0	14-4	29	3	10	3.59
April 6	Missouri [DH-2]	7.0	4	2	1	2	12	2	0	0	0	0	2	1	0	16-2	30	3	10	3.53
April 8	Arkansas State	9.0	7	3	3	3	7	2	0	0	1	0	0	0	0	7-3	31	3	10	3.52
April 11	at #7 Georgia	9.0	5	3	3	4	11	2	0	1	0	1	0	0	0	13-3	32	3	10	3.50
April 12	at #7 Georgia	8.0	12	7	7	2	15	2	0	2	1	0	0	0	0	6-7	32	4	10	3.62
April 13	at #7 Georgia	11.2	7	7	6	1	17	4	0	3	0	0	3	1	0	6-7	32	5	10	3.66
April 15	UAPB	8.0	6	3	3	1	10	1	0	1	0	0	0	1	0	13-3	33	5	10	3.65
April 17	Texas A&M	9.0	9	7	6	3	12	1	0	1	3	0	2	1	0	4-7	33	6	10	3.71
April 18	Texas A&M [DH-1]	9.0	10	5	5	5	13	1	0	3	1	0	0	0	0	11-5	34	6	10	3.75
April 18	Texas A&M [DH-2]	9.0	11	9	9	5	7	3	0	3	3	0	0	0	2	2-9	34	7	10	3.88
April 22	Little Rock	7.0	3	0	0	2	7	0	0	0	1	0	1	1	0	10-0	35	7	10	3.81
April 23	Little Rock	9.0	5	0	0	1	15	0	0	0	1	0	0	0	0	4-0	36	7	10	3.71
April 25	at Florida	8.0	7	6	5	3	12	0	0	1	0	0	0	0	0	4-6	36	8	10	3.75
April 26	at Florida	9.0	5	0	0	4	10	2	0	0	0	0	1	2	0	7-0	37	8	10	3.66
April 27	at Florida	8.0	12	9	9	5	3	5	0	1	2	0	0	0	0	5-9	37	9	10	3.80
May 1	#1 Texas	9.0	2	0	0	3	14	0	0	0	0	0	0	1	0	9-0	38	9	10	3.71
May 2	#1 Texas	9.0	5	1	1	2	15	1	0	1	0	0	0	1	0	6-1	39	9	10	3.65
May 3	#1 Texas	9.0	9	8	8	5	9	4	0	3	0	0	0	0	0	13-8	40	9	10	3.75
May 9	at #3 LSU	9.2	9	5	5	2	12	2	0	1	1	0	1	1	0	4-5	40	10	10	3.77
May 10	at #3 LSU	6.2	11	13	12	9	8	0	0	4	2	0	0	0	0	3-13	40	11	10	3.96
May 11	at #3 LSU	9.0	10	4	4	3	15	1	0	2	2	0	2	1	0	7-4	41	11	11	3.96
May 15	#17 Tennessee	9.0	15	10	10	7	11	0	0	4	1	0	0	1	0	7-10	41	12	11	4.08
May 16	#17 Tennessee	9.0	14	6	6	2	6	5	0	1	0	0	1	1	0	8-6	42	12	12	4.12
May 17	#17 Tennessee	9.0	9	4	4	4	14	1	0	1	0	0	0	0	0	8-4	43	12	13	4.12
May 23	vs. #17 Ole Miss	9.0	10	5	1	3	13	1	0	1	0	0	0	1	0	2-5	43	13	13	4.06
May 30	North Dakota State	9.0	9	2	2	4	11	1	0	1	0	0	0	1	1	6-2	44	13	13	4.02
May 31	Creighton	9.0	5	1	1	3	10	1	0	0	0	0	1	0	0	12-1	45	13	13	3.96
June 1	Creighton	9.0	5	3	3	0	20	0	0	1	0	0	1	0	0	8-3	46	13	14	3.95
June 7	#16 Tennessee	9.0	2	3	2	2	8	0	0	2	0	0	0	1	0	4-3	47	13	15	3.91
June 8	#16 Tennessee	9.0	8	4	4	4	10	1	0	1	1	0	0	1	0	11-4	48	13	15	3.91
June 14	vs. #3 LSU	9.0	6	4	4	4	16	1	0	0	0	0	2	0	0	1-4	48	14	15	3.92
June 16	vs. Murray State	9.0	0	0	0	0	19	0	0	0	0	0	1	0	0	3-0	49	14	15	3.85
June 17	vs. #13 UCLA	9.0	6	3	1	4	8	0	1	0	2	0	0	1	0	7-3	50	14	15	3.80
June 18	vs. #3 LSU	8.2	10	6	6	4	14	4	0	1	0	0	2	0	2	5-6	50	15	15	3.84
	<b>Totals</b>	<b>557.2</b>	<b>473</b>	<b>258</b>	<b>238</b>	<b>193</b>	<b>703</b>	<b>97</b>	<b>4</b>	<b>63</b>	<b>52</b>	<b>3</b>	<b>54</b>	<b>43</b>	<b>5</b>	<b>550-258</b>	<b>50</b>	<b>15</b>	<b>15</b>	<b>3.84</b>

2025 SEASON REVIEW





# || GAME-BY-GAME BATTING ORDER

**2025 RECORD:** 50-15 • **HOME:** 37-4 • **AWAY:** 8-7 • **NEUTRAL:** 5-4 • **SEC:** 20-10 • **NCAA TOURNAMENT:** College World Series

Date	Opponent	1	2	3	4	5	6	7	8	9
Feb. 14	Washington State [DH-1]	Davalan	W. Aloy	Maxwell	Iredale	Souza	Peppi	Diggs	Helfrick	Thomas Jr.
Feb. 14	Washington State [DH-2]	Davalan	W. Aloy	Peppi	Iredale	K. Aloy	Helfrick	Anderson	Kozeal	Thomas Jr.
Feb. 15	Washington State	Davalan	W. Aloy	Maxwell	Iredale	Diggs	Peppi	Souza	Becker	Thomas Jr.
Feb. 17	Washington State	Davalan	W. Aloy	Peppi	Iredale	K. Aloy	Helfrick	Boles	Kozeal	Thomas Jr.
Feb. 21	vs. Kansas State	Davalan	W. Aloy	Iredale	K. Aloy	Peppi	Diggs	Helfrick	Souza	Thomas Jr.
Feb. 22	vs. #22 TCU	Davalan	W. Aloy	Maxwell	Iredale	Kozeal	Diggs	Helfrick	Fraser	Thomas Jr.
Feb. 23	vs. Michigan	Davalan	W. Aloy	Maxwell	Iredale	Kozeal	Diggs	Helfrick	Souza	Thomas Jr.
Feb. 25	Grambling	Davalan	W. Aloy	Maxwell	Iredale	K. Aloy	Peppi	Souza	Helfrick	Thomas Jr.
Feb. 28	Charlotte	Davalan	W. Aloy	Maxwell	Iredale	K. Aloy	Kozeal	Helfrick	Souza	Thomas Jr.
March 1	Charlotte	Davalan	W. Aloy	Maxwell	Iredale	Diggs	Aloy	Kozeal	Souza	Helfrick
March 2	Charlotte	Thomas Jr.	W. Aloy	Maxwell	Iredale	K. Aloy	Peppi	Boles	Fraser	Helfrick
March 4	ULM	Davalan	W. Aloy	Maxwell	K. Aloy	Iredale	Diggs	Kozeal	Helfrick	Souza
March 5	ULM	Davalan	W. Aloy	Iredale	K. Aloy	Diggs	Peppi	Souza	Becker	Thomas Jr.
March 7	Portland	Davalan	W. Aloy	Maxwell	K. Aloy	Iredale	Kozeal	Souza	Helfrick	Thomas Jr.
March 8	Portland	Davalan	W. Aloy	Kozeal	K. Aloy	Iredale	Diggs	Helfrick	Souza	Thomas Jr.
March 9	Portland	Davalan	W. Aloy	K. Aloy	Iredale	Peppi	Boles	Helfrick	Souza	Thomas Jr.
March 11	UCA	Davalan	W. Aloy	Maxwell	K. Aloy	Iredale	Kozeal	Diggs	Becker	Fraser
March 14	at #13 Ole Miss	Davalan	W. Aloy	Maxwell	K. Aloy	Iredale	Peppi	Helfrick	Souza	Thomas Jr.
March 15	at #13 Ole Miss	Davalan	W. Aloy	K. Aloy	Iredale	Maxwell	Peppi	Kozeal	Helfrick	Thomas Jr.
March 16	at #13 Ole Miss	Davalan	W. Aloy	K. Aloy	Maxwell	Iredale	Kozeal	Diggs	Helfrick	Souza
March 18	Oral Roberts	Davalan	W. Aloy	K. Aloy	Maxwell	Iredale	Kozeal	Boles	Souza	Becker
March 19	Oral Roberts	Davalan	W. Aloy	Maxwell	K. Aloy	Iredale	Kozeal	Diggs	Helfrick	Souza
March 21	South Carolina	Davalan	W. Aloy	Maxwell	K. Aloy	Iredale	Kozeal	Helfrick	Souza	Thomas Jr.
March 22	South Carolina	Davalan	W. Aloy	Maxwell	K. Aloy	Iredale	Kozeal	Helfrick	Souza	Thomas Jr.
March 23	South Carolina	Davalan	W. Aloy	Maxwell	K. Aloy	Iredale	Kozeal	Helfrick	Souza	Thomas Jr.
March 25	Missouri State	Davalan	W. Aloy	Maxwell	K. Aloy	Kozeal	Diggs	Souza	Becker	Fraser
March 28	at #14 Vanderbilt	Davalan	W. Aloy	K. Aloy	Maxwell	Iredale	Kozeal	Helfrick	Souza	Thomas Jr.
March 29	at #14 Vanderbilt	Davalan	W. Aloy	Maxwell	K. Aloy	Iredale	Kozeal	Helfrick	Souza	Thomas Jr.
March 30	at #14 Vanderbilt	Davalan	W. Aloy	Maxwell	K. Aloy	Iredale	Kozeal	Helfrick	Souza	Thomas Jr.
April 1	vs. Grambling	Davalan	W. Aloy	K. Aloy	Iredale	Boles	Becker	Anderson	Diggs	Fraser
April 5	Missouri	Davalan	W. Aloy	Maxwell	K. Aloy	Iredale	Kozeal	Helfrick	Souza	Thomas Jr.
April 6	Missouri [DH-1]	Davalan	W. Aloy	Maxwell	Iredale	Kozeal	K. Aloy	Helfrick	Souza	Thomas Jr.
April 6	Missouri [DH-2]	Davalan	W. Aloy	Kozeal	Iredale	K. Aloy	Souza	Boles	Helfrick	Thomas Jr.
April 8	Arkansas State	Davalan	W. Aloy	Kozeal	Iredale	Boles	K. Aloy	Souza	Becker	Thomas Jr.
April 11	at #7 Georgia	Davalan	W. Aloy	Maxwell	Iredale	Kozeal	K. Aloy	Helfrick	Souza	Thomas Jr.
April 12	at #7 Georgia	Davalan	W. Aloy	Maxwell	Iredale	Kozeal	K. Aloy	Helfrick	Fraser	Thomas Jr.
April 13	at #7 Georgia	Davalan	W. Aloy	Maxwell	K. Aloy	Kozeal	Iredale	Fraser	Helfrick	Diggs
April 15	UAPB	Davalan	W. Aloy	Maxwell	K. Aloy	Kozeal	Iredale	Boles	Robinett	Becker
April 17	Texas A&M	Davalan	W. Aloy	Maxwell	K. Aloy	Kozeal	Helfrick	Iredale	Fraser	Thomas Jr.
April 18	Texas A&M [DH-1]	Davalan	W. Aloy	Boles	K. Aloy	Peppi	Iredale	Helfrick	Kozeal	Thomas Jr.
April 18	Texas A&M [DH-2]	Davalan	W. Aloy	Maxwell	K. Aloy	Kozeal	Iredale	Peppi	Helfrick	Thomas Jr.
April 22	Little Rock	Davalan	W. Aloy	Maxwell	K. Aloy	Iredale	Kozeal	Fraser	Helfrick	Thomas Jr.
April 23	Little Rock	Davalan	W. Aloy	Maxwell	Boles	Kozeal	Iredale	Fraser	Diggs	Becker
April 25	at Florida	Davalan	W. Aloy	Maxwell	K. Aloy	Kozeal	Iredale	Fraser	Helfrick	Thomas Jr.
April 26	at Florida	Davalan	W. Aloy	K. Aloy	Boles	Iredale	Peppi	Helfrick	Fraser	Thomas Jr.
April 27	at Florida	Davalan	W. Aloy	Kozeal	Iredale	K. Aloy	Fraser	Helfrick	Diggs	Thomas Jr.
May 1	#1 Texas	Davalan	W. Aloy	K. Aloy	Kozeal	Iredale	Boles	Robinett	Helfrick	Thomas Jr.
May 2	#1 Texas	Davalan	W. Aloy	K. Aloy	Kozeal	Boles	Iredale	Helfrick	Peppi	Thomas Jr.
May 3	#1 Texas	Davalan	W. Aloy	K. Aloy	Kozeal	Iredale	Boles	Robinett	Helfrick	Thomas Jr.
May 9	at #3 LSU	Davalan	W. Aloy	Maxwell	K. Aloy	Kozeal	Iredale	Robinett	Helfrick	Thomas Jr.
May 10	at #3 LSU	Davalan	W. Aloy	Maxwell	K. Aloy	Kozeal	Iredale	Helfrick	Robinett	Thomas Jr.
May 11	at #3 LSU	Davalan	W. Aloy	Boles	K. Aloy	Helfrick	Kozeal	Iredale	Peppi	Thomas Jr.
May 15	#17 Tennessee	Davalan	W. Aloy	Maxwell	K. Aloy	Kozeal	Helfrick	Iredale	Robinett	Thomas Jr.
May 16	#17 Tennessee	Davalan	W. Aloy	Maxwell	K. Aloy	Helfrick	Kozeal	Iredale	Robinett	Thomas Jr.
May 17	#17 Tennessee	Davalan	W. Aloy	Maxwell	K. Aloy	Helfrick	Kozeal	Iredale	Robinett	Thomas Jr.
May 23	vs. #17 Ole Miss	Davalan	W. Aloy	Maxwell	K. Aloy	Helfrick	Kozeal	Iredale	Robinett	Thomas Jr.
May 30	North Dakota State	Davalan	W. Aloy	Maxwell	Helfrick	K. Aloy	Kozeal	Iredale	Robinett	Thomas Jr.
May 31	Creighton	Davalan	W. Aloy	Maxwell	Helfrick	Kozeal	K. Aloy	Iredale	Robinett	Thomas Jr.
June 1	Creighton	Davalan	W. Aloy	Maxwell	Helfrick	Kozeal	K. Aloy	Iredale	Robinett	Thomas Jr.
June 7	#16 Tennessee	Davalan	W. Aloy	Maxwell	Helfrick	Kozeal	K. Aloy	Iredale	Robinett	Thomas Jr.
June 8	#16 Tennessee	Davalan	W. Aloy	Maxwell	Helfrick	K. Aloy	Kozeal	Iredale	Robinett	Thomas Jr.
June 14	vs. #3 LSU	Davalan	W. Aloy	Maxwell	Helfrick	K. Aloy	Kozeal	Iredale	Robinett	Thomas Jr.
June 16	vs. Murray State	Davalan	W. Aloy	Maxwell	Helfrick	Kozeal	K. Aloy	Iredale	Robinett	Thomas Jr.
June 17	vs. #13 UCLA	Davalan	W. Aloy	Maxwell	Helfrick	Kozeal	K. Aloy	Robinett	Iredale	Thomas Jr.
June 18	vs. #3 LSU	Davalan	W. Aloy	Maxwell	Helfrick	Kozeal	K. Aloy	Robinett	Iredale	Thomas Jr.




**2025 RECORD: 50-15 • HOME: 37-4 • AWAY: 8-7 • NEUTRAL: 5-4 • SEC: 20-10 • NCAA TOURNAMENT: College World Series**

Date	Opponent	C	1B	2B	3B	SS	LF	CF	RF	DH	SP
Feb. 14	Washington State [DH-1]	Helfrick	Peppi	Souza	Iredale	W. Aloy	Thomas Jr.	Davalan	Diggs	Maxwell	Gaeckle
Feb. 14	Washington State [DH-2]	Helfrick	Anderson	Kozeal	Iredale	W. Aloy	Thomas Jr.	Davalan	Peppi	K. Aloy	Root
Feb. 15	Washington State	Becker	Peppi	Souza	Iredale	W. Aloy	Thomas Jr.	Davalan	Diggs	Maxwell	Wood
Feb. 17	Washington State	Helfrick	Peppi	Kozeal	Iredale	W. Aloy	Thomas Jr.	Davalan	Boles	K. Aloy	Beidelschies
Feb. 21	vs. Kansas State	Helfrick	Peppi	Souza	Iredale	W. Aloy	Davalan	Thomas Jr.	Diggs	K. Aloy	Gaeckle
Feb. 22	vs. #22 TCU	Helfrick	Kozeal	Fraser	Iredale	W. Aloy	Davalan	Thomas Jr.	Diggs	Maxwell	Root
Feb. 23	vs. Michigan	Helfrick	Kozeal	Souza	Iredale	W. Aloy	Davalan	Thomas Jr.	Diggs	Maxwell	Wood
Feb. 25	Grambling	Helfrick	Peppi	Souza	Iredale	W. Aloy	Davalan	Thomas Jr.	Maxwell	K. Aloy	Bybee
Feb. 28	Charlotte	Helfrick	Kozeal	Souza	Iredale	W. Aloy	Davalan	Thomas Jr.	Maxwell	K. Aloy	Gaeckle
March 1	Charlotte	Helfrick	Kozeal	Souza	Iredale	W. Aloy	Maxwell	Davalan	Diggs	K. Aloy	Root
March 2	Charlotte	Helfrick	Peppi	Fraser	Iredale	W. Aloy	Boles	Thomas Jr.	Maxwell	K. Aloy	Beidelschies
March 4	ULM	Helfrick	Kozeal	Souza	Iredale	W. Aloy	Maxwell	Davalan	Diggs	K. Aloy	Fisher
March 5	ULM	Becker	Peppi	Souza	Iredale	W. Aloy	Davalan	Thomas Jr.	Diggs	K. Aloy	Bybee
March 7	Portland	Helfrick	Kozeal	Souza	Iredale	W. Aloy	Davalan	Thomas Jr.	Maxwell	K. Aloy	Gaeckle
March 8	Portland	Helfrick	Kozeal	Souza	Iredale	W. Aloy	Davalan	Thomas Jr.	Diggs	K. Aloy	Root
March 9	Portland	Helfrick	Peppi	Souza	Iredale	W. Aloy	Davalan	Thomas Jr.	Boles	K. Aloy	Beidelschies
March 11	UCA	Becker	Kozeal	Fraser	Iredale	W. Aloy	Maxwell	Davalan	Diggs	K. Aloy	Fisher
March 14	at #13 Ole Miss	Helfrick	Peppi	Souza	Iredale	W. Aloy	Davalan	Thomas Jr.	Maxwell	K. Aloy	Root
March 15	at #13 Ole Miss	Helfrick	Peppi	Kozeal	Iredale	W. Aloy	Davalan	Thomas Jr.	Maxwell	K. Aloy	Gaeckle
March 16	at #13 Ole Miss	Helfrick	Kozeal	Souza	Iredale	W. Aloy	Maxwell	Davalan	Diggs	K. Aloy	Beidelschies
March 18	Oral Roberts	Becker	Kozeal	Souza	Iredale	W. Aloy	Boles	Davalan	Maxwell	K. Aloy	Bybee
March 19	Oral Roberts	Helfrick	Kozeal	Souza	Iredale	W. Aloy	Maxwell	Davalan	Diggs	K. Aloy	Fisher
March 21	South Carolina	Helfrick	Kozeal	Souza	Iredale	W. Aloy	Davalan	Thomas Jr.	Maxwell	K. Aloy	Root
March 22	South Carolina	Helfrick	Kozeal	Souza	Iredale	W. Aloy	Davalan	Thomas Jr.	Maxwell	K. Aloy	Gaeckle
March 23	South Carolina	Helfrick	Kozeal	Souza	Iredale	W. Aloy	Davalan	Thomas Jr.	Maxwell	K. Aloy	Root
March 25	Missouri State	Becker	Kozeal	Souza	Fraser	W. Aloy	Maxwell	Davalan	Diggs	K. Aloy	Fisher
March 28	at #14 Vanderbilt	Helfrick	Kozeal	Souza	Iredale	W. Aloy	Davalan	Thomas Jr.	Maxwell	K. Aloy	Root
March 29	at #14 Vanderbilt	Helfrick	Kozeal	Souza	Iredale	W. Aloy	Davalan	Thomas Jr.	Maxwell	K. Aloy	Gaeckle
March 30	at #14 Vanderbilt	Helfrick	Kozeal	Souza	Iredale	W. Aloy	Davalan	Thomas Jr.	Maxwell	K. Aloy	Beidelschies
April 1	vs. Grambling	Becker	Anderson	Fraser	Iredale	W. Aloy	Boles	Davalan	Diggs	K. Aloy	McGuire
April 5	Missouri	Helfrick	Kozeal	Souza	Iredale	W. Aloy	Davalan	Thomas Jr.	Maxwell	K. Aloy	Root
April 6	Missouri [DH-1]	Helfrick	Kozeal	Souza	Iredale	W. Aloy	Davalan	Thomas Jr.	Maxwell	K. Aloy	Gaeckle
April 6	Missouri [DH-2]	Helfrick	Kozeal	Souza	Iredale	W. Aloy	Davalan	Thomas Jr.	Boles	K. Aloy	Beidelschies
April 8	Arkansas State	Becker	Kozeal	Souza	Iredale	W. Aloy	Davalan	Thomas Jr.	Boles	K. Aloy	McGuire
April 11	at #7 Georgia	Helfrick	Kozeal	Souza	Iredale	W. Aloy	Davalan	Thomas Jr.	Maxwell	K. Aloy	Root
April 12	at #7 Georgia	Helfrick	Kozeal	Fraser	Iredale	W. Aloy	Davalan	Thomas Jr.	Maxwell	K. Aloy	Gaeckle
April 13	at #7 Georgia	Helfrick	Kozeal	Fraser	Iredale	W. Aloy	Diggs	Davalan	Maxwell	K. Aloy	Beidelschies
April 15	UAPB	Becker	Robinett	Kozeal	Iredale	W. Aloy	Boles	Davalan	K. Aloy	Maxwell	McGuire
April 17	Texas A&M	Helfrick	Kozeal	Fraser	Iredale	W. Aloy	Davalan	Thomas Jr.	Maxwell	K. Aloy	Root
April 18	Texas A&M [DH-1]	Helfrick	Peppi	Kozeal	Iredale	W. Aloy	Davalan	Thomas Jr.	Boles	K. Aloy	Wood
April 18	Texas A&M [DH-2]	Helfrick	Peppi	Kozeal	Iredale	W. Aloy	Davalan	Thomas Jr.	Maxwell	K. Aloy	Beidelschies
April 22	Little Rock	Helfrick	Kozeal	Fraser	Iredale	W. Aloy	Davalan	Thomas Jr.	Maxwell	K. Aloy	McGuire
April 23	Little Rock	Becker	Kozeal	Fraser	Iredale	W. Aloy	Boles	Davalan	Diggs	Maxwell	Fisher
April 25	at Florida	Helfrick	Kozeal	Fraser	Iredale	W. Aloy	Davalan	Thomas Jr.	Maxwell	K. Aloy	Root
April 26	at Florida	Helfrick	Peppi	Fraser	Iredale	W. Aloy	Davalan	Thomas Jr.	Boles	K. Aloy	Wood
April 27	at Florida	Helfrick	Kozeal	Fraser	Iredale	W. Aloy	Davalan	Thomas Jr.	Diggs	K. Aloy	Beidelschies
May 1	#1 Texas	Helfrick	Robinett	Kozeal	Iredale	W. Aloy	Davalan	Thomas Jr.	Boles	K. Aloy	Root
May 2	#1 Texas	Helfrick	Peppi	Kozeal	Iredale	W. Aloy	Davalan	Thomas Jr.	Boles	K. Aloy	Wood
May 3	#1 Texas	Helfrick	Robinett	Kozeal	Iredale	W. Aloy	Davalan	Thomas Jr.	Boles	K. Aloy	Beidelschies
May 9	at #3 LSU	Helfrick	Robinett	Kozeal	Iredale	W. Aloy	Davalan	Thomas Jr.	Maxwell	K. Aloy	Root
May 10	at #3 LSU	Helfrick	Robinett	Kozeal	Iredale	W. Aloy	Davalan	Thomas Jr.	Maxwell	K. Aloy	Wood
May 11	at #3 LSU	Helfrick	Peppi	Kozeal	Iredale	W. Aloy	Davalan	Thomas Jr.	Boles	K. Aloy	Beidelschies
May 15	#17 Tennessee	Helfrick	Robinett	Kozeal	Iredale	W. Aloy	Davalan	Thomas Jr.	Maxwell	K. Aloy	Root
May 16	#17 Tennessee	Helfrick	Robinett	Kozeal	Iredale	W. Aloy	Davalan	Thomas Jr.	Maxwell	K. Aloy	Jimenez
May 17	#17 Tennessee	Helfrick	Robinett	Kozeal	Iredale	W. Aloy	Davalan	Thomas Jr.	Maxwell	K. Aloy	Wood
May 23	vs. #17 Ole Miss	Helfrick	Robinett	Kozeal	Iredale	W. Aloy	Davalan	Thomas Jr.	Maxwell	K. Aloy	Root
May 30	North Dakota State	Helfrick	Robinett	Kozeal	Iredale	W. Aloy	Davalan	Thomas Jr.	Maxwell	K. Aloy	Jimenez
May 31	Creighton	Helfrick	Robinett	Kozeal	Iredale	W. Aloy	Davalan	Thomas Jr.	Maxwell	K. Aloy	Root
June 1	Creighton	Helfrick	Robinett	Kozeal	Iredale	W. Aloy	Davalan	Thomas Jr.	Maxwell	K. Aloy	Wood
June 7	#16 Tennessee	Helfrick	Robinett	Kozeal	Iredale	W. Aloy	Davalan	Thomas Jr.	Maxwell	K. Aloy	Root
June 8	#16 Tennessee	Helfrick	Robinett	Kozeal	Iredale	W. Aloy	Davalan	Thomas Jr.	Maxwell	K. Aloy	Wood
June 14	vs. #3 LSU	Helfrick	Robinett	Kozeal	Iredale	W. Aloy	Davalan	Thomas Jr.	Maxwell	K. Aloy	Root
June 16	vs. Murray State	Helfrick	Robinett	Kozeal	Iredale	W. Aloy	Davalan	Thomas Jr.	Maxwell	K. Aloy	Wood
June 17	vs. #13 UCLA	Helfrick	Robinett	Kozeal	Iredale	W. Aloy	Davalan	Thomas Jr.	Maxwell	K. Aloy	Root
June 18	vs. #3 LSU	Helfrick	Robinett	Kozeal	Iredale	W. Aloy	Davalan	Thomas Jr.	Maxwell	K. Aloy	Beidelschies





# HOME RUN CHART

No.	Player	Game	Date	Opponent	Pitcher	On Base	Inning	Outs	Count	Score	Final
1	Kuhio Aloy (1)!	2	Feb. 14	Washington State [DH-2]	RHP Miles Chandler	2	7th	0	3-1	11-2	W, 14-2 (7)
2	Brent Iredale (1)*	3	Feb. 15	Washington State	RHP Luke Meyers	0	4th	0	1-0	1-2	W, 5-2
3	Brent Iredale (2)	3	Feb. 15	Washington State	LHP Jake Tedesco	0	6th	1	1-2	2-2	W, 5-2
4	Wehiwa Aloy (1)	3	Feb. 15	Washington State	LHP Jake Tedesco	1	8th	0	0-0	3-2	W, 5-2
5	Kuhio Aloy (2)*	4	Feb. 17	Washington State	RHP Bryce Chambers	0	4th	0	0-2	0-0	W, 12-2 (7)
6	Wehiwa Aloy (2)*	5	Feb. 21	vs. Kansas State	LHP Jacob Frost	0	6th	0	2-2	0-2	L, 3-2
7	Kuhio Aloy (3)	5	Feb. 21	vs. Kansas State	LHP Jacob Frost	0	6th	1	3-2	1-2	L, 3-2
8	Wehiwa Aloy (3)	7	Feb. 23	vs. Michigan	RHP David Lally Jr.	0	5th	2	2-1	7-1	W, 8-6
9	Ryder Helfrick (1)^	8	Feb. 25	Grambling	RHP Landon Clampit	1	5th	2	2-0	10-2	W, 14-3 (7)
10	Justin Thomas Jr. (1)^	8	Feb. 25	Grambling	RHP Landon Clampit	0	5th	2	1-0	12-2	W, 14-3 (7)
11	Charles Davalan (1)	9	Feb. 28	Charlotte	RHP Mike Szturma	0	3rd	2	3-2	0-5	W, 11-10
12	Logan Maxwell (1)*	9	Feb. 28	Charlotte	RHP Mike Szturma	0	5th	0	0-1	1-9	W, 11-10
13	Logan Maxwell (2)	10	March 1	Charlotte	RHP Blake Gillespie	1	3rd	2	1-1	1-2	W, 8-5
14	Kuhio Aloy (4)	10	March 1	Charlotte	RHP Joseph Taylor	1	7th	2	1-0	6-5	W, 8-5
15	Cam Kozeal (1)*	12	March 4	ULM	LHP Brennan Eager	0	2nd	0	3-2	1-0	W, 14-1 (7)
16	Ryder Helfrick (2)*	12	March 4	ULM	RHP Zach Shaw	0	4th	0	0-1	3-0	W, 14-1 (7)
17	Brent Iredale (3)	12	March 4	ULM	RHP Zach Shaw	1	4th	1	3-1	7-0	W, 14-1 (7)
18	Kuhio Aloy (5)!	12	March 4	ULM	RHP Austin Ackel	3	7th	1	3-2	10-1	W, 14-1 (7)
19	Charles Davalan (2)	13	March 5	ULM	RHP Joey Cirelli	3	3rd	1	1-2	3-3	W, 15-3 (7)
20	Kendall Diggs (1)	13	March 5	ULM	RHP Daniel Gonzalez	0	4th	1	0-0	7-3	W, 15-3 (7)
21	Kuhio Aloy (6)	13	March 5	ULM	RHP Brandon Brewer	2	5th	1	0-2	9-3	W, 15-3 (7)
22	Nolan Souza (1)!	13	March 5	ULM	RHP Jace Duhon	2	7th	2	1-1	12-3	W, 15-3 (7)
23	Brent Iredale (4)	14	March 7	Portland	RHP Carter Gaston	2	2nd	1	2-1	7-2	W, 20-3 (7)
24	Nolan Souza (2)	14	March 7	Portland	RHP Carter Gaston	0	2nd	2	1-2	10-2	W, 20-3 (7)
25	Wehiwa Aloy (4)	14	March 7	Portland	RHP Carter Gaston	1	3rd	0	0-0	11-2	W, 20-3 (7)
26	Brent Iredale (5)	14	March 7	Portland	RHP JT Landwehr	2	5th	1	0-0	15-2	W, 20-3 (7)
27	Wehiwa Aloy (5)	14	March 7	Portland	RHP JT Landwehr	1	6th	2	3-1	18-2	W, 20-3 (7)
28	Justin Thomas Jr. (2)	15	March 8	Portland	RHP Kaden Segel	1	4th	2	1-1	3-0	W, 10-0 (7)
29	Wehiwa Aloy (6)	15	March 8	Portland	RHP Kaden Segel	1	4th	2	1-0	5-0	W, 10-0 (7)
30	Charles Davalan (3)	15	March 8	Portland	RHP Kaden Segel	0	6th	2	2-2	7-0	W, 10-0 (7)
31	Kendall Diggs (2)!	15	March 8	Portland	RHP Nolan Umlandt	1	7th	2	0-1	8-0	W, 10-0 (7)
32	Brent Iredale (6)	16	March 9	Portland	LHP Ryan Rembisz	2	1st	1	0-1	0-0	W, 5-3
33	Ryder Helfrick (3)*	16	March 9	Portland	LHP Ryan Rembisz	0	2nd	0	3-1	3-1	W, 5-3
34	Brent Iredale (7)	17	March 11	UCA	RHP Perry Titlow	1	2nd	0	1-0	0-0	W, 9-2
35	Kuhio Aloy (7)	17	March 11	UCA	RHP Jake Jones	1	3rd	2	1-0	2-0	W, 9-2
36	Cam Kozeal (2)	17	March 11	UCA	RHP Gavin Alveti	2	4th	2	0-1	6-1	W, 9-2
37	Logan Maxwell (3)	18	March 14	at #13 Ole Miss	RHP Mason Morris	0	7th	1	0-0	4-10	L, 10-6
38	Charles Davalan (4)	18	March 14	at #13 Ole Miss	RHP Mason Morris	0	9th	1	2-2	5-10	L, 10-6
39	Charles Davalan (5)	19	March 15	at #13 Ole Miss	RHP Riley Maddox	1	5th	0	0-1	1-2	W, 12-3
40	Wehiwa Aloy (7)	19	March 15	at #13 Ole Miss	RHP Will McCausland	0	5th	0	0-1	3-2	W, 12-3
41	Kuhio Aloy (8)	19	March 15	at #13 Ole Miss	RHP Will McCausland	0	5th	0	0-0	4-2	W, 12-3
42	Logan Maxwell (4)*	19	March 15	at #13 Ole Miss	RHP Landon Waters	0	9th	0	1-2	9-3	W, 12-3
43	Nolan Souza (3)	19	March 15	at #13 Ole Miss	RHP Landon Waters	0	9th	0	1-1	10-3	W, 12-3
44	Wehiwa Aloy (8)	20	March 16	at #13 Ole Miss	RHP Brayden Jones	1	6th	2	0-0	5-4	W, 12-3
45	Wehiwa Aloy (9)	20	March 16	at #13 Ole Miss	RHP Connor Spencer	2	9th	2	0-1	9-9	W, 12-3
46	Nolan Souza (4)	22	March 19	Oral Roberts	RHP Price Allman	1	4th	0	1-1	3-0	W, 16-0 (7)
47	Logan Maxwell (5)	22	March 19	Oral Roberts	RHP Hudson Hart	1	4th	2	2-2	13-0	W, 16-0 (7)
48	Logan Maxwell (6)	23	March 21	South Carolina	RHP Matthew Becker	1	4th	1	1-1	5-0	W, 12-2 (7)
49	Wehiwa Aloy (10)!	23	March 21	South Carolina	LHP Aydin Palmer	2	7th	1	3-1	9-2	W, 12-2 (7)
50	Brent Iredale (8)	24	March 22	South Carolina	LHP Jake McCoy	2	1st	2	0-2	0-0	W, 12-3
51	Charles Davalan (6)	24	March 22	South Carolina	RHP Roman Kimball	1	3rd	0	2-1	8-3	W, 12-3
52	Ryder Helfrick (4)	25	March 23	South Carolina	LHP Jarvis Evans	0	2nd	2	0-0	0-2	W, 11-4
53	Charles Davalan (7)	25	March 23	South Carolina	LHP Jarvis Evans	0	3rd	1	3-1	1-2	W, 11-4
54	Justin Thomas Jr. (3)	25	March 23	South Carolina	RHP Brendan Sweeney	1	8th	0	0-2	4-4	W, 11-4
55	Brent Iredale (9)	25	March 23	South Carolina	RHP Ryder Garino	3	8th	1	0-0	6-4	W, 11-4
56	Ryder Helfrick (5)	25	March 23	South Carolina	RHP Ryder Garino	0	8th	2	0-1	10-4	W, 11-4
57	Gabe Fraser (1)	26	March 25	Missouri State	RHP Jason Schaaf	3	4th	2	0-0	1-4	L, 14-13 (10)
58	Logan Maxwell (7)*	27	March 28	at #14 Vanderbilt	LHP JD Thompson	0	4th	0	2-2	1-0	W, 9-0
59	Cam Kozeal (3)	27	March 28	at #14 Vanderbilt	LHP JD Thompson	1	4th	0	0-2	2-0	W, 9-0
60	Cam Kozeal (4)	27	March 28	at #14 Vanderbilt	LHP JD Thompson	0	6th	2	1-2	4-0	W, 9-0
61	Cam Kozeal (5)	28	March 29	at #14 Vanderbilt	RHP Cody Bowker	1	2nd	1	1-2	0-0	W, 6-4
62	Justin Thomas Jr. (4)*	28	March 29	at #14 Vanderbilt	RHP Sawyer Hawks	0	7th	0	1-2	2-2	W, 6-4
63	Charles Davalan (8)	29	March 30	at #14 Vanderbilt	RHP Connor Fennell	1	3rd	1	0-0	0-0	W, 7-3
64	Charles Davalan (9)*	29	March 30	at #14 Vanderbilt	RHP Alex Kranzler	0	8th	0	2-2	2-3	W, 7-3
65	Logan Maxwell (8)	29	March 30	at #14 Vanderbilt	RHP Alex Kranzler	0	8th	1	0-0	3-3	W, 7-3
66	Logan Maxwell (9)*	31	April 5	Missouri	RHP Kaden Jacobi	0	3rd	0	1-1	2-2	W, 21-3 (7)
67	Brent Iredale (10)	31	April 5	Missouri	RHP Kaden Jacobi	1	4th	2	3-2	4-2	W, 21-3 (7)
68	Charles Davalan (10)	32	April 6	Missouri [DH-1]	LHP Brady Kehlenbrink	2	2nd	1	1-0	1-2	W, 14-4 (7)
69	Charles Davalan (11)	32	April 6	Missouri [DH-1]	RHP Brock Lucas	3	4th	1	0-1	8-4	W, 14-4 (7)

\* - indicates leadoff home run / ^ - indicates back-to-back home run / ! - indicates walk-off home run / + - indicates pinch-hit home run



## HOME RUN CHART ||



No.	Player	Game	Date	Opponent	Pitcher	On Base	Inning	Outs	Count	Score	Final
70	Carson Boles (1)	33	April 6	Missouri [DH-2]	LHP Tony Neubeck	2	1st	2	1-0	2-1	W, 16-2 (7)
71	Cam Kozeal (6)	33	April 6	Missouri [DH-2]	RHP PJ Green	1	2nd	0	0-1	5-1	W, 16-2 (7)
72	Cam Kozeal (7)	33	April 6	Missouri [DH-2]	RHP PJ Green	3	3rd	1	2-2	8-2	W, 16-2 (7)
73	Charles Davalan (12)	34	April 8	Arkansas State	LHP Carson Keithley	2	5th	2	1-1	1-2	W, 7-3
74	Kuhio Aloy (9)	34	April 8	Arkansas State	RHP Cooper Garrison	1	6th	2	1-1	4-3	W, 7-3
75	Wehiwa Aloy (11)*	35	April 11	at #7 Georgia	RHP Eric Hammond	0	8th	0	3-1	4-3	W, 13-3
76	Ryder Helfrick (6)	36	April 12	at #7 Georgia	RHP Kolten Smith	0	2nd	2	2-0	0-3	L, 7-6
77	Kuhio Aloy (10)	36	April 12	at #7 Georgia	RHP DJ Radtke	1	8th	1	0-0	3-7	L, 7-6
78	Ryder Helfrick (7)	37	April 13	at #7 Georgia	RHP Leighton Finley	0	4th	2	1-1	1-4	L, 7-6 (12)
79	Ryder Helfrick (8)*	37	April 13	at #7 Georgia	RHP Tyler McLoughlin	0	9th	0	0-0	3-5	L, 7-6 (12)
80	Wehiwa Aloy (12)	37	April 13	at #7 Georgia	RHP Tyler McLoughlin	0	9th	2	2-1	4-5	L, 7-6 (12)
81	Wehiwa Aloy (13)	38	April 15	UAPB	RHP Chris Bedgood	1	2nd	1	0-1	3-1	W, 13-3 (8)
82	Zane Becker (1)	38	April 15	UAPB	LHP Jayden Brown	1	3rd	0	3-1	6-3	W, 13-3 (8)
83	Kuhio Aloy (11)	38	April 15	UAPB	LHP Jayden Brown	1	3rd	2	1-1	8-3	W, 13-3 (8)
84	Cam Kozeal (8)	38	April 15	UAPB	RHP Darrius Brown	1	8th	1	0-0	10-3	W, 13-3 (8)
85	Wehiwa Aloy (14)	39	April 17	Texas A&M	LHP Ryan Prager	1	3rd	0	0-1	2-4	L, 7-4
86	Wehiwa Aloy (15)*	40	April 18	Texas A&M [DH-1]	LHP Justin Lamkin	0	3rd	0	1-1	2-4	W, 11-5
87	Justin Thomas Jr. (5)	40	April 18	Texas A&M [DH-1]	LHP Justin Lamkin	0	4th	2	1-2	3-4	W, 11-5
88	Justin Thomas Jr. (6)	40	April 18	Texas A&M [DH-1]	RHP Brad Rudis	1	5th	2	3-2	8-4	W, 11-5
89	Brent Iredale (11)*	42	April 22	Little Rock	RHP Zach Busick	0	2nd	0	1-2	0-0	W, 10-0 (7)
90	Wehiwa Aloy (16)*	43	April 23	Little Rock	RHP Blake Van Cleve	0	7th	0	2-1	2-0	W, 4-0
91	Wehiwa Aloy (17)	44	April 25	at Florida	RHP Liam Peterson	0	1st	1	1-2	0-0	L, 6-4
92	Cam Kozeal (9)*	44	April 25	at Florida	RHP Liam Peterson	0	2nd	0	1-2	1-0	L, 6-4
93	Justin Thomas Jr. (7)	44	April 25	at Florida	RHP Luke McNeillie	1	7th	1	2-1	2-6	L, 6-4
94	Cam Kozeal (10)+	45	April 26	at Florida	RHP Jackson Barberi	1	5th	2	1-0	4-0	W, 7-0
95	Carson Boles (2)	47	May 1	#1 Texas	RHP Ruger Riojas	1	2nd	1	1-1	0-0	W, 9-0
96	Cam Kozeal (11)	47	May 1	#1 Texas	RHP Ruger Riojas	2	3rd	2	3-2	2-0	W, 9-0
97	Brent Iredale (12)*	48	May 2	#1 Texas	LHP Luke Harrison	0	2nd	0	0-0	0-0	W, 6-1
98	Kuhio Aloy (12)	49	May 3	#1 Texas	RHP Max Grubbs	1	3rd	2	0-0	0-3	W, 13-8
99	Reese Robinett (1)	49	May 3	#1 Texas	RHP Max Grubbs	1	4th	1	1-1	2-4	W, 13-8
100	Justin Thomas Jr. (8)	49	May 3	#1 Texas	RHP Thomas Burns	1	4th	1	0-1	4-4	W, 13-8
101	Reese Robinett (2)	49	May 3	#1 Texas	RHP Thomas Burns	2	5th	1	0-0	6-7	W, 13-8
102	Charles Davalan (13)	49	May 3	#1 Texas	LHP Dylan Volantis	2	7th	1	1-0	9-7	W, 13-8
103	Cam Kozeal (12)	50	May 9	at #3 LSU	LHP Kade Anderson	1	4th	1	1-1	0-1	L, 5-4 (10)
104	Kuhio Aloy (13)*	50	May 9	at #3 LSU	LHP Kade Anderson	0	6th	0	0-0	2-2	L, 5-4 (10)
105	Brent Iredale (13)	54	May 16	#17 Tennessee	LHP Liam Doyle	1	2nd	1	2-1	0-1	W, 8-6
106	Ryder Helfrick (9)	54	May 16	#17 Tennessee	LHP Liam Doyle	1	3rd	1	1-0	3-4	W, 8-6
107	Logan Maxwell (10)	54	May 16	#17 Tennessee	LHP Liam Doyle	0	4th	0	1-2	5-4	W, 8-6
108	Ryder Helfrick (10)	55	May 17	#17 Tennessee	RHP Austin Breedlove	3	3rd	0	2-1	2-2	W, 8-4
109	Wehiwa Aloy (18)*	55	May 17	#17 Tennessee	LHP Dylan Loy	0	4th	0	3-2	6-2	W, 8-4
110	Cam Kozeal (13)*&	56	May 23	vs. #17 Ole Miss	RHP Riley Maddox	0	2nd	0	3-2	1-5	L, 5-2
111	Cam Kozeal (14)	57	May 30	North Dakota State	LHP Nolan Johnson	1	5th	2	1-0	4-2	W, 6-2
112	Cam Kozeal (15)	58	May 31	Creighton	RHP Wilson Magers	0	2nd	1	3-2	0-0	W, 12-1
113	Wehiwa Aloy (19)	58	May 31	Creighton	RHP Shea Wendt	2	5th	2	1-2	4-0	W, 12-1
114	Ryder Helfrick (11)*	58	May 31	Creighton	RHP Shea Wendt	0	6th	0	0-0	7-0	W, 12-1
115	Wehiwa Aloy (20)	58	May 31	Creighton	RHP Anthony Unga	1	7th	0	3-2	8-0	W, 12-1
116	Ryder Helfrick (12)	58	May 31	Creighton	RHP Anthony Unga	1	7th	0	0-1	10-0	W, 12-1
117	Logan Maxwell (11)	59	June 1	Creighton	RHP Garrett Langrell	1	1st	1	2-1	0-0	W, 8-3
118	Justin Thomas Jr. (9)	59	June 1	Creighton	RHP Garrett Langrell	2	2nd	1	0-2	2-0	W, 8-3
119	Ryder Helfrick (13)	59	June 1	Creighton	RHP Garrett Langrell	0	3rd	1	2-0	5-0	W, 8-3
120	Logan Maxwell (12)*	59	June 1	Creighton	RHP Jimmy Burke	0	5th	0	3-2	6-3	W, 8-3
121	Ryder Helfrick (14)	60	June 7	#16 Tennessee	RHP Marcus Phillips	1	5th	2	0-0	1-2	W, 4-3
122	Charles Davalan (14)	61	June 8	#16 Tennessee	LHP Liam Doyle	1	3rd	0	2-0	0-0	W, 11-4
123	Logan Maxwell (13)	61	June 8	#16 Tennessee	RHP AJ Russell	3	4th	2	1-2	3-1	W, 11-4
124	Brent Iredale (14)	61	June 8	#16 Tennessee	LHP Dylan Loy	0	9th	1	0-1	10-2	W, 11-4
125	Reese Robinett (3)*	62	June 14	vs. #3 LSU	LHP Kade Anderson	0	6th	0	3-2	0-3	L, 4-1
126	Wehiwa Aloy (21)	64	June 17	vs. #13 UCLA	RHP Cody Delvecchio	1	1st	0	2-2	0-0	W, 7-3
127	Ryder Helfrick (15)*	65	June 18	vs. #3 LSU	RHP Zac Cowans	0	4th	0	0-0	0-0	L, 6-5

\* - indicates leadoff home run / ^ - indicates back-to-back home run / ! - indicates walk-off home run / + - indicates pinch-hit home run / & - indicates inside-the-park home run





|| MISCELLANEOUS STATS

Hitting Streaks			Longest	Current	Reached Base Streaks			Longest	Current	Multiple Hit Games					2	3	4	5+	Total
24	Charles Davalan		17	-	24	Charles Davalan		35	-	9	Wehiwa Aloy		21	7	2	-	-	-	30
25	Kuhio Aloy		12	-	22	Logan Maxwell		27	2	24	Charles Davalan		20	6	2	-	-	-	28
27	Ryder Helfrick		11	1	10	Brent Iredale		25	2	8	Cam Kozeal		17	5	1	-	-	-	23
9	Wehiwa Aloy		10	5	25	Kuhio Aloy		21	-	22	Logan Maxwell		16	5	-	-	-	-	21
22	Logan Maxwell		9	2	27	Ryder Helfrick		17	1	25	Kuhio Aloy		13	5	2	-	-	-	20
8	Cam Kozeal		8	1	28	Carson Boles		17	17	10	Brent Iredale		15	2	-	-	-	-	17
4	Justin Thomas Jr.		8	3	9	Wehiwa Aloy		16	5	27	Ryder Helfrick		11	3	-	-	-	-	14
18	Reese Robinett		6	1	8	Cam Kozeal		14	2	4	Justin Thomas Jr.		10	1	1	-	-	-	12
28	Carson Boles		6	-	4	Justin Thomas Jr.		13	3	3	Nolan Souza		4	1	-	-	-	-	5
3	Nolan Souza		5	2	5	Kendall Diggs		11	-	18	Reese Robinett		2	1	-	-	-	-	3
10	Brent Iredale		5	2	18	Reese Robinett		9	1	1	Rocco Peppi		3	-	-	-	-	-	3
5	Kendall Diggs		5	-	3	Nolan Souza		7	7	6	Gabe Fraser		3	-	-	-	-	-	3
6	Gabe Fraser		4	-	1	Rocco Peppi		6	-	28	Carson Boles		2	-	-	-	-	-	2
1	Rocco Peppi		4	-	6	Gabe Fraser		5	-	17	Zane Becker		1	-	-	-	-	-	1
17	Zane Becker		2	-	17	Zane Becker		4	-	TEAM					138	36	8	-	182
					42	Michael Anderson		1	-										

STARTERS SUMMARY

Player	GS	p	c	1b	2b	3b	ss	lf	cf	rf	of	dh	1st	2nd	3rd	4th	5th	6th	7th	8th	9th
W. Aloy	65	.	.	.	.	.	65	.	.	.	.	.	.	65	.	.	.	.	.	.	.
Davalan	64	.	.	.	.	.	.	49	15	.	.	.	64	.	.	.	.	.	.	.	.
Iredale	64	.	.	.	.	64	.	.	.	.	.	.	.	.	2	19	19	9	13	2	.
K. Aloy	60	.	.	.	.	.	.	.	.	1	.	59	.	.	10	29	10	11	.	.	.
Helfrick	56	.	56	.	.	.	.	.	.	.	.	.	.	.	.	9	4	4	22	15	2
Kozeal	55	.	.	30	25	.	.	.	.	.	.	.	.	.	4	3	21	21	3	3	.
Thomas Jr.	54	.	.	.	.	.	.	4	50	.	.	.	1	.	.	.	.	.	.	.	53
Maxwell	49	.	.	.	.	.	.	6	.	37	.	6	.	.	45	3	1	.	.	.	.
Souza	28	.	.	.	28	.	.	.	.	.	.	.	.	.	.	.	1	1	6	17	3
Root	19	19	.	.	.	.	.	.	.	.	.	.	.	.	.	.	.	.	.	.	.
Robinett	18	.	.	18	.	.	.	.	.	.	.	.	.	.	.	.	.	.	5	13	.
Diggs	17	.	.	.	.	.	.	1	.	16	.	.	.	.	.	.	3	6	4	3	1
Peppi	16	.	.	15	.	.	.	.	.	1	.	.	.	.	2	.	3	8	1	2	.
Boles	15	.	.	.	.	.	.	5	.	10	.	.	.	.	2	2	3	3	5	.	.
Beidelschies	13	13	.	.	.	.	.	.	.	.	.	.	.	.	.	.	.	.	.	.	.
Fraser	13	.	.	.	12	1	.	.	.	.	.	.	.	.	.	.	.	1	4	5	3
Wood	10	10	.	.	.	.	.	.	.	.	.	.	.	.	.	.	.	.	.	.	.
Gaeckle	9	9	.	.	.	.	.	.	.	.	.	.	.	.	.	.	.	.	.	.	.
Becker	9	.	9	.	.	.	.	.	.	.	.	.	.	.	.	.	.	1	.	5	3
Fisher	5	5	.	.	.	.	.	.	.	.	.	.	.	.	.	.	.	.	.	.	.
McGuire	4	4	.	.	.	.	.	.	.	.	.	.	.	.	.	.	.	.	.	.	.
Bybee	3	3	.	.	.	.	.	.	.	.	.	.	.	.	.	.	.	.	.	.	.
Jimenez	2	2	.	.	.	.	.	.	.	.	.	.	.	.	.	.	.	.	.	.	.
Anderson	2	.	.	2	.	.	.	.	.	.	.	.	.	.	.	.	.	.	2	.	.

Multiple RBI Games					2	3	4	5+	Total
25	Kuhio Aloy		9	7	2	1			19
9	Wehiwa Aloy		10	3	3	2			18
8	Cam Kozeal		8	4	1	3			16
24	Charles Davalan		7	4	2	1			14
10	Brent Iredale		4	4	2	2			12
27	Ryder Helfrick		7	3	-	1			11
4	Justin Thomas Jr.		7	2	1	-			10
22	Logan Maxwell		7	1	1	-			9
3	Nolan Souza		3	3	-	-			6
28	Carson Boles		3	2	-	-			5
5	Kendall Diggs		2	-	-	-			2
17	Zane Becker		1	1	-	-			2
18	Reese Robinett		1	-	-	1			2
6	Gabe Fraser		1	-	1	-			2
1	Rocco Peppi		1	-	1	-			2
TEAM					71	34	14	11	130



Charles Davalan turned in an All-American campaign after slashing .346/.433/.561 with 14 home runs and 60 RBI in 2025, his lone season at Arkansas. The Razorback outfielder finished as the team leader in hits (93) and steals (10), leading the Hogs to their 12th College World Series appearance and becoming the eighth hitter in program history to be selected in the first round of the MLB draft.





**OTHER CONFERENCES HAVE SCHEDULES.**

**WE HAVE  
GAUNTLETS.**



EXPERIENCE  
THE VIRTUAL  
SEC HALL  
OF HISTORY











**|| HISTORY & RECORDS**



Few schools in America enjoy as rich a history as that of the Arkansas Razorback baseball program. With 12 College World Series appearances - including national runner-up finishes in 1979 and 2018 - and 34 NCAA postseason appearances to its credit, the Arkansas has long been considered one of the nation's elite programs.

Entering their 104th season of competition in 2026, the Razorbacks fielded their first team in 1897. Arkansas played for 24 years before seeing its team discontinued from 1930-46. Vandergriff, Hugo Bezdek, E.T. Pickering, T.T. McConnell, Claude Watts, Norman Coyle and Francis Schmidt served as coaches during the early days of the program. All but three also served as head football coaches at the university.

The Razorbacks got back in the baseball business again in 1947 with Deke Brackett serving the first of three seasons as head coach. It was in 1950, with Razorback athletic trainer Bill 'Groundhog' Ferrell taking the reins, that modern day interest in the sport ignited for the first time. Though compiling only a 139-149 record during his 16-year tenure, the foundation was laid for what was to come.


Wayne Robbins took over for the popular Ferrell in 1966 and coached four seasons, going 50-51. His successor was a fiery young coach from Wisconsin who would eventually build the program into one of national prominence.

Norm DeBriyn was hired by Arkansas Athletics Director George Cole in 1970 and charged with making the Razorbacks competitive on a conference and national level. Arkansas baseball had not been a baseball-playing member of a league since dropping out of Southwest Conference play in 1926. One of DeBriyn's first tasks was to resume a SWC schedule, a feat which was accomplished in time for the 1974 season. His teams proved competitive in one of the nation's toughest baseball leagues and Arkansas would end up qualifying for 14 of the 15 SWC Tournaments held during the Razorbacks' membership in the league.

The Razorbacks became competitive on a larger scale as well under DeBriyn. Arkansas participated in its first NCAA postseason in 1973, DeBriyn's fourth season, and made its first trip to the NCAA College World Series in 1979 - his 10th season at the helm. That trip to Omaha in 1979 saw the Razorbacks finish as national runner-up to Cal State Fullerton.

In his final season as coach in 2002, DeBriyn guided Arkansas to an NCAA Super Regional after winning the Wichita Regional with a perfect 3-0 mark. The Razorbacks came within two runs of advancing to their fifth NCAA College World Series, losing the Super Regional two games to one to host Clemson.

A new chapter in Arkansas baseball history began in 2003 when former Razorback player and graduate assistant coach Dave Van Horn was named head coach after DeBriyn retired. Since taking over at his alma mater, Van Horn has continued to grow the Razorback program with eight trips to the College World Series (2004, 2009, 2012, 2015, 2018, 2019, 2022 and 2025), 21 NCAA Tournament berths and 10 SEC championships over his 23 seasons at the helm.



Head coach Norm DeBriyn led the Razorbacks to their first SEC title in 1999. In his career, he guided Arkansas to three conference titles combined in the SWC and SEC.



With the installation of lights at George Cole Field, Arkansas was able to host its first night game and the Southwest Conference Tournament in 1985.

Facilities have played an important role in the history of Razorback baseball. Upon DeBriyn's arrival, the Razorbacks were playing games at the run-down and disheveled Washington County Fairgrounds field barely fit for pasture land. By 1975, Arkansas had moved into George Cole Field, one of the few college ballparks in the country with an artificial playing surface. The park gave the program immediate respectability and Arkansas would advance five times to NCAA postseason play and twice to the College World Series in its first decade in the park. Lights were added in 1985 with the help of former standouts Kevin McReynolds, Johnny Ray and Tim Lollar, a move that again advanced the program to another level.

George Cole Field was the site of the Razorback baseball program's coming of age. The Razorbacks would go 567-142-2 at the facility for a winning percentage of .799. It was the site of the school's first league tournament championship, in 1985, and home to a parade of all-conference and All-America players. McReynolds, Ray, Lollar and Tom Pagnozzi - some of the first Razorbacks to make a significant impact in Major League Baseball - were just a few of many DeBriyn pupils who honed their skills at George Cole Field and went on to excel in the majors.

Although he retired following the 2002 season, the magic continued with DeBriyn's subtle influence on the lives of Charlie Baum and Willard and Pat Walker families, key contributors to perhaps the crowning achievement of DeBriyn's tenure - Baum Stadium at George Cole Field. The 8,237-seat stadium, which can accommodate a crowd of 11,121, is unparalleled in the country in form and function and moved the program to an even higher level of achievement.

Designed by the nationally acclaimed firm HOK, designers of such jewels as Oriole Park at Camden Yards, Coors Field and Progressive Field, Baum Stadium at George Cole Field played host to its first game on April 13, 1996, as a crowd of 3,328 saw the Razorbacks defeat Auburn in a doubleheader sweep.

Named the best college baseball facility in the nation by Baseball America in 1998 and 2018, the stadium has ignited the interest of Razorback fans throughout the region and helped Arkansas lead the nation in tickets sold in 2007 with 8,069 per game and set a then-NCAA record in the process. Since 2004, the Hogs' second season under Van Horn, Arkansas has ranked in the top five nationally in average attendance each year.

Another crown jewel of Razorback baseball is the Fowler Family Baseball & Track Training Center. The 52,000-square foot climate-controlled indoor facility opened in the fall of 2014 and includes a full-size practice infield that is suitable for live hitting, fielding and base running. The facility also includes four batting cages and protective netting around the facility to ensure safe activity and observation while taking protective measures toward the facility structure.

The J.B. & Johnelle Hunt Family Baseball Development Center, which opened prior to the 2022 season, is the latest addition to Baum-Walker Stadium. The 49,000-square foot baseball performance facility provides student-athletes with an improved and expanded locker room, team meeting room, strength and conditioning center, training room, nutrition center, pitching and development lab and an in-venue batting tunnel.



Arkansas baseball is not just about those who have been able to play the game for a living. The Razorbacks have produced 109 all-conference selections (all since 1976 when Bill Montgomery earned All-SWC honors), 38 All-America picks (Lollar was the first in 1978), 28 freshman All-America selections, 59 conference all-tournament selections, six conference overall titles (1989, 1990, 1999, 2004, 2021, 2023), two conference tournament championships and 12 College World Series appearances.

Throughout the years, 66 former Razorbacks have played in the big leagues, and 14 were major league first-round draft picks in McReynolds (1981), Jeff King (1986), David Walling (1999), Nick Schmidt (2007), Logan Forsythe (2008), Zack Cox (2010), Ryne Stanek (2013), Andrew Benintendi (2015), Heston Kjerstad (2020), Hagen Smith (2024), Gage Wood (2025), Wehiwa Aloy (2025), Zach Root (2025) and Charles Davalan (2025). Six former Hogs have won a World Series: Dick Hughes (St. Louis Cardinals, 1967), Eric Hinske (Boston Red Sox, 2007/New York Yankees, 2009), Dallas Keuchel (Houston Astros, 2017), Benintendi (Red Sox, 2018), Drew Smyly (Atlanta Braves, 2021) and Stanek (Astros, 2022).

Many former Razorbacks have given something back to the program that helped propel them to the professional ranks, but none so much as the all-star catcher Tom Pagnozzi. The annual Tom Pagnozzi Invitational Golf Tournament and surrounding events raise thousands of dollars each year for the Arkansas baseball program.

Memorable moments of Arkansas baseball vary with the observer. Arkansas' first NCAA postseason appearance in 1973 at Arlington Stadium in Arlington, Texas, will long be considered a watershed moment for DeBriyn's program. Though the Razorbacks lost two straight, it was a signal the program had arrived. Just six years later, the Hogs raced through the NCAA East Regional in Tallahassee, Florida, in four games to advance to the College World Series in Omaha, Neb., for the first time.

Three more wins in the then-true double elimination event put Arkansas in the championship game against Cal State Fullerton. Fullerton, playing with one loss, won the first championship game, 13-10, to force a winner-take-all rematch. Fullerton won that one 2-1, sending the disappointed Razorbacks home with the national runner-up trophy.

A third-place finish at the 1985 College World Series also saw the Razorbacks go through Tallahassee and started a five-year stretch in which Arkansas advanced to Omaha three times, each time on an odd year. Fifth-place finishes in 1987 and 1989 were outstanding achievements for those teams.

Arkansas played host to its first Southwest Conference Tournament in 1985, winning three straight games at George Cole Field with an opening win over Baylor and back-to-back victories over rival Texas. It was another example of facilities playing a role in the program's success - only the addition of lights that season enabled the school to snare the tournament host honor from traditional sites Texas and Texas A&M.

Memorable moments are hard to narrow to such a small space but would include some hard-to-forget home runs and pitching performances. Ralph Kraus ushered in the school's first night game in classic style with a home run in the bottom of the ninth inning to defeat Texas before thousands in 1985.

There have been 14 no-hitters in school history, the most recent by Wood in the 2025 College World Series. The Batesville, Ark., native struck out a school-record 19 batters in his nine-inning no-no against Murray State, the 11th solo no-hitter in program history. Wood joined Rich Erwin (1976), David Rhodes (1977), Scott Glanz (1982), Tim Deitz (1983), Fred Faust (1984), Steve Parker (1986), Dennis Fletcher/Tim Sherrill/Tim Peters (1987), Brian Cook/Brian Dennison (1991), Todd Abbott (1994), Richie Nye (1996), Scott Roehl (2001), Nick Schmidt/Brian McLelland/Devin Collis (2006) and Dominic Taccolini/Matt Cronin/Josh Alberius (2017) as no-hit specialists.

Another Nye helped the Razorbacks make history again on the final day of the 1999 regular season. Rodney Nye homered in each of his first three trips to the plate at South Carolina to lead Arkansas its first SEC Western Division and overall titles.

Baum-Walker Stadium has already seen its share of memorable games in its 30-season lifespan, such as Arkansas' 11-run rally to beat South Carolina, 17-16, in 1998 and a 16-0 win over Eastern Illinois in which David Walling fanned 16 batters to help give DeBriyn his 1,000th career victory. In 1999, the Razorbacks took their home field advantage to a new level, going 14-1 in home SEC games and ending the season with 13 consecutive conference victories at the facility. The solid play in home league games helped the Razorbacks earn division and overall league titles and brought an NCAA regional to the UA campus for the first time in school history.

In 2004, Arkansas duplicated the feat again earning a share of the SEC crown and topping the SEC West. Picked last in the division to begin the season, second-year head coach Van Horn guided his gritty bunch of Razorbacks to their second league title since joining the SEC. For their efforts, Arkansas earned a coveted national seed in the NCAA Tournament draw and hosted its second regional in school history.

The Razorbacks hosted, at the time, the largest attended NCAA Regional as 38,773 fans packed Baum-Walker Stadium for the three-day event. Arkansas didn't disappoint, although it took a historic comeback to send the home crowd away happy. Down to its last out in an elimination game against Wichita State, Arkansas got a grand slam from junior catcher Brady Toops to complete an improbable 11-9 comeback win against Wichita State. Arkansas held off the Shockers, 4-3, in the regional final to secure the school's first ever NCAA Super Regional.

The following weekend, Arkansas dominated Florida State in a two-game sweep of the Seminoles televised nationally by ESPN. Razorback fans set an NCAA record for super regional attendance at an on-campus venue drawing 9,338 on Friday and 10,027 on Saturday. With a sweep, Arkansas clinched its fifth College World Series berth.



Former Razorbacks Ronn Reynolds, Kevin McReynolds, Tim Lollar and Johnny Ray with long-time Arkansas head coach Norm DeBriyn (middle). All four ProHogs played in the Major Leagues for at least six years and each played in at least 100 games or more during their big league careers.





Arkansas clinched its eighth trip to the College World Series in 2015 after defeating Missouri State in game three of the NCAA Fayetteville Super Regional. Arkansas won 21 of its final 29 games that year to reach its 14th-straight NCAA Tournament. In game two of the Super Regional, fans set a single-game Baum-Walker Stadium actual attendance record (12,167) that still stands today.

During the 2009 season, Arkansas earned its first No. 1 ranking and defeated Arizona State in front of a then-record 11,014 fans in Baum Stadium's first matchup between top-ranked teams. The Sun Devils were also ranked No. 1 at the time in other national polls.

That same year, the Hogs swept through the Norman Regional and Tallahassee Super Regional, upsetting national seeds Oklahoma and Florida State, respectively, to earn the program's sixth trip to Omaha. On college baseball's grandest stage at historic Rosenblatt Stadium, Arkansas split its first two games of the College World Series, besting Cal State Fullerton and then losing to LSU. The Razorbacks found themselves one out away from elimination against Virginia before Brett Eibner lifted a two-run shot to left field to tie the game. Arkansas went on to win the instant classic, 4-3, in 12 innings, and finished the series in third place.

The Razorbacks reached the College World Series for the third time under Van Horn in 2012 as Arkansas put together a memorable postseason run that saw them down old SWC rivals Rice and Baylor on their home fields. Arkansas opened its tournament run in Houston as it defeated Sam Houston State twice and toppled eighth-ranked Rice in a 1-0 shutout.

The next week, Arkansas returned to the state of Texas and faced No. 4 national seed Baylor. After dropping the opener of the Super Regional, Arkansas responded by winning the next two games to punch its ticket to Omaha.

In the College World Series, the Hogs won their first two games, defeating Kent State, 8-1, in the opener before downing South Carolina, 2-1, to snap the Gamecocks' 22-game NCAA postseason win streak. Arkansas would finish tied for third in the CWS after eventual-runner up South Carolina defeated the Razorbacks twice.

The 2015 season saw one of the greatest individual performance ever by an Arkansas baseball player as Benintendi became the first Razorback to win the Golden Spikes Award, given to the national player of the year. The sophomore wowed the crowds at Baum Stadium as he became just the third player in SEC history to lead the league in home runs (20) and batting average (.376).

With the help of Benintendi, Arkansas had an improbable run culminating in one of the most memorable seasons in Razorback history. Entering April at 14-14, Arkansas went on a tear, going 21-8 in its final 29 games and earned a two-seed in the NCAA Tournament. Arkansas headed to the Stillwater Regional and cruised through, winning all three games they played. The Hogs won the Regional and won the right to host a Super Regional the following week against national-seed Missouri State.

The Razorbacks split the first two games of the Fayetteville Super Regional setting up a winner-take-all third game. Behind a raucous and stadium-record crowd of 12,167 fans, All-SEC closer Zach Jackson took the mound with a one run lead and 11 outs standing between the Razorbacks and Omaha. Jackson retired 11 straight, including a series-ending strikeout that sent Baum Stadium into hysteria and the Hogs to the College World Series for the fourth time in the Van Horn era.

Arkansas returned to the College World Series in 2018, the fifth time under Van Horn and ninth time overall. In turn, the Razorbacks made their deepest run since 1979. The road to its ninth College World Series was not easy as Arkansas' regular-season schedule was, arguably, the toughest in the nation. The Hogs faced four of the seven other teams (Mississippi State, Florida, Texas and Texas Tech) that made the College World Series field and went on to win 35 games at home during the 2019 campaign, never losing a series at Baum Stadium in the process.

For the third time in its history, Arkansas was awarded a national seed (No. 5) for the NCAA Tournament ultimately giving it home field advantage all the way to the College World Series. The Hogs won threestraight games in the regional and two-of-three games in the Super Regional against SEC foe South Carolina to earn the coveted spot in Omaha. The fans responded with the opportunity of having postseason baseball at Baum Stadium, making it the highest attended regional and super regional for 2018.

In Omaha, the Razorbacks won their first three games of the series, defeating Texas, Texas Tech and Florida to earn its first trip to the CWS final since 1979. Arkansas won game one of the final against Oregon State, 4-1, behind another stellar pitching performance from junior Blaine Knight, who ended his Razorback career setting the Arkansas single-season record for wins with a perfect 14-0 record. His closer, Matt Cronin, also set the Arkansas single-season saves record (14) in the same game.

Arkansas came within one strike of winning its first national championship in game two against Oregon State, but the Beavers scored three runs in the ninth inning and claimed game three the next day to give Arkansas its second national runner-up trophy in school history.

For the first time in program history, the Razorbacks secured a trip to the College World Series in back-to-back seasons, reaching Omaha again in 2019. The Hogs rode a 41-17 overall record and a 20-10 mark in SEC play to a West Division title and a No. 5 national seed, ensuring the Road to Omaha continued to run through Fayetteville. In Regional action, Arkansas made light work of Central Connecticut State (11-5) and TCU twice (3-1 & 6-0) to move on to Super Regional play, where a



familiar foe awaited them. Arkansas got the privilege of facing Ole Miss for the sixth, seventh & eighth times in 2019, taking games one and three by scores of 11-2 and 14-1, respectively, to earn the program's 10th trip to the College World Series.

Despite a shortened season in 2020 due to the COVID-19 pandemic, the Hogs still found ways to make it a memorable one. Arkansas started out 7-0 with sweeps over Eastern Illinois and Gonzaga, including an 11-strikeout performance from Connor Noland on Opening Day. In the series finale against South Alabama, Kjerstad hit the program's first walk-off home run exactly seven years to the day on March 8, 2013. The final game of the season was also a milestone as a wild 10-9 victory over Grand Canyon gave Dave Van Horn his 700th win as head coach of the Razorbacks.

Arkansas reached new heights during the 2021 campaign, putting together a historic 50-win year that culminated with both an SEC regular season and conference tournament title. The Razorbacks became one of two SEC teams (Vanderbilt, 2013) in history to win all of their conference series in a season. Arkansas set a then single-season school records for home runs (109) and was led by pitcher Kevin Kopps, who turned in one of the most legendary seasons in college baseball history. Kopps went 12-1 with 11 saves, 131 strikeouts and a nation-leading 0.90 ERA in 89.2 innings of work to become Arkansas' second Golden Spikes Award winner.

The Hogs posted a 46-21 overall record in 2022, highlighted by the program's 11th trip to the College World Series and seventh of the Van Horn era. Van Horn's Razorbacks continued to make history on the field, setting then-single season school records in both strikeouts (674) and fielding percentage (.982).

Arkansas continued its winning ways in both 2023 and 2024 with a pair of 40-win seasons. Smith solidified his status as one of the greatest pitchers in Razorback history during the 2024 campaign, concluding his career as the program's all-time strikeout king and single-season strikeout leader, and departing as the highest-drafted pitcher in school history when he was selected fifth overall by the Chicago White Sox in the 2024 MLB Draft. Smith raised his career strikeout total to 360, overtaking Schmidt (345) for sole possession of Arkansas' career strikeout mark in addition to surpassing David Walling's single-season strikeout record of 155 set in 1999 to move atop the program's single-season strikeout leaderboard (161).

Crowned the 2024 National Pitcher of the Year by the American Baseball Coaches Association/Rawlings, College Baseball Foundation and Perfect Game, Smith earned first-team All-America selections from all six of the major baseball award publications, including ABCA/Rawlings, Baseball America, College Baseball Foundation, D1Baseball, National Collegiate Baseball Writers Association and Perfect Game. Smith became the first Hog to achieve unanimous first-team All-America status since Kopps accomplished the feat during his historic 2021 season.



In 2021, the Razorbacks became the fifth team to win both the SEC regular-season title and the SEC Tournament title since the league went to the current tournament format in 1996.

Powered by a nation-leading 11 MLB draftees, Arkansas returned to Omaha in 2025. Aloy became the third Razorback to win the Golden Spikes Award as well as the first Hawaiian-born player and first player born outside the U.S. mainland to win the award after slashing .350/.434/.673 with a team-high 21 home runs and 68 RBI, helping the Hogs hit a program-record 127 homers during the campaign. Arkansas advanced to its 12th College World Series appearance and eighth of the Van Horn era, highlighted by Wood's jaw-dropping 19-strike no-hitter against Murray State.

With a 50-15 overall record in 2025, Arkansas extended its streak as one of only two teams in the country, along with Southern Miss, to record at least 40 wins in each of the last eight full seasons – 2017 (45), 2018 (48), 2019 (46), 2021 (50), 2022 (46), 2023 (43), 2024 (44) and 2025 (50). Entering 2026, no team in the country has more wins since the start of the 2017 campaign than Arkansas' 383 overall victories.

A rich history with legendary players, coaches and games make Arkansas baseball a unique and treasured program. With Baum-Walker Stadium as a backdrop for the Razorbacks' continued competition in the toughest league in the nation, Arkansas baseball promises to bring fans many more great moments for many years to come.







## RAZORBACKS FINISH SECOND IN FIRST CWS APPEARANCE

**Overall Record:** 49-15 | **SWC Record:** 19-5

**SWC Finish:** 2nd

**SWC Tournament Finish:** 2nd

**College World Series Finish:** Runner-up

**All-America Selections:** Ronn Reynolds, C

**CWS All-Tournament Selections:** Marc Brumble, OF; Steve Krueger, LHP; Kevin McReynolds, OF; Larry Wallace, SS

**All-SWC Selections:** Steve Krueger, LHP; Johnny Ray, 2B; Ronn Reynolds, C; Ed Wallace, 1B

**All-SWC Tournament Selections:** Marc Brumble, OF; John Hennell, 1B; Johnny Ray, 2B; Ronn Reynolds, C; Scott Tabor, RHP; Larry Wallace, SS

## 1979 Roster

**Head Coach:** Norm DeBriyn

**Assistant Coaches:** Doug Clark, Tom Hilton, Ban Ormsby

Name	Pos.	Yr.	Hometown (Last School)
Tim Alexander	RHP	So.	Ft. Smith, Ark. (Southside)
Jeff Ash	OF	Jr.	Shawnee Mission, Kan. (North)
Donald Atkins	INF/OF	Fr.	Little Rock, Ark. (Parkview)
Bill Bakewell	RHP	Sr.	Tulsa, Okla. (Hale)
Powell Bowers	2B	Fr.	Mt. Pleasant, Texas (Mt. Pleasant)
Jeff Boyd	RHP	Jr.	Springfield, Mo. (Glendale)
Marc Brumble	OF	Sr.	Tulsa, Okla. (Hale)
Mark Bulgarelli	C	Sr.	Littleton, Colo. (Arapahoe)
Randal Carter	SS/3B	Jr.	Springfield, Mo. (Hillcrest)
Tim Clancy	C/1B	Jr.	Tulsa, Okla. (Bishop Kelley)
Steve Coker	3B	So.	Fayetteville, Ark. (Fayetteville)
Chris Day	LHP	So.	Houston, Texas (Sharpstown)
Rich Erwin	RHP	Sr.	Littleton, Colo. (Littleton)
Kevin Grover	LHP	Fr.	Janesville, Wis. (Craig)
Bill Grubb	INF/OF	Jr.	Tulsa, Okla. (Hale)
Jeff Haun	INF	Fr.	Overland Park, Kan. (South)
John Hennell	1B	Jr.	Ashland, Wis. (Ashland)
Stuart Huchingson	RHP	Fr.	West Memphis, Ark. (West Memphis)
Jeff Huddleston	RHP	So.	Texarkana, Texas (Liberty)
Albert Jiron	SS	Fr.	Lakewood, Colo. (Bear Creek)
Danny Johnson	RHP	Fr.	Pine Bluff, Ark. (Watson Chapel)
Rob Kauffman	3B	Jr.	Tulsa, Okla. (Hale)
Mike Kreymborg	RHP	Fr.	Tulsa, Okla. (Bishop Kelley)
Dave King	OF	Jr.	Elkins, Ark. (Elkins)
Steve Krueger	LHP	Jr.	Topeka, Kan. (West)
Bruce Lahay	LHP	So.	St. Louis, Mo. (Oakville)
Mike Martin	OF	Sr.	Moore, Okla. (Moore)
Dale McDaniel	RHP	Jr.	Kansas City, Mo. (Hickman)
Pat McGurk	RHP	Jr.	Muskogee, Okla. (Muskogee)
Bob McHale	RHP	Jr.	Tobyhanna, Pa. (Pocono)
Kevin McReynolds	OF	Fr.	North Little Rock, Ark. (Sylvan Hills)
Kevin Radford	2B	Jr.	Tulsa, Okla. (Memorial)
Johnny Ray	2B	Sr.	Chouteau, Okla. (Chouteau)
Ronn Reynolds	C	Jr.	Wichita, Kan. (Southeast)
Rickey Riddle	OF	Jr.	Hot Springs, Ark. (Hot Springs)
Billy Schock	RHP	Fr.	Deer Park, Texas (Deer Park)
John Stanley	LHP	Jr.	Little Rock, Ark. (Hall)
Scott Tabor	RHP	Fr.	Little Rock, Ark. (McClellan)
Ed Wallace	LHP	Sr.	Florissant, Mo. (McClure)
Larry Wallace	2B/SS	Sr.	Pine Bluff, Ark. (Pine Bluff)
Manual Warrior	RHP	Sr.	Sapulpa, Okla. (Kellyville)
Ron Waymire	RHP	Jr.	Tulsa, Okla. (Cascia Hall)
Andy White	RHP	So.	Newport, Ark. (Newport)
Luis Zambrana	OF	So.	Carolina, Puerto Rico




## 1979 Results

Date	Result	Opponent	Location
2/23	W, 7-1	William Jewell	Fayetteville
2/23	W, 13-2	William Jewell	Fayetteville
2/27	W, 5-0	Missouri Southern	Fayetteville
2/27	W, 3-2	Missouri Southern	Fayetteville
3/2	W, 2-0	Texas*	Fayetteville
3/3	L, 3-2	Texas*	Fayetteville
3/3	L, 1-0	Texas*	Fayetteville
3/4	L, 3-2	Southern Illinois	Fayetteville
3/4	L, 18-5	Southern Illinois	Fayetteville
3/5	W, 5-0	Southwest Baptist	Fayetteville
3/5	W, 9-2	Southwest Baptist	Fayetteville
3/6	W, 4-1	Tulsa	Fayetteville
3/6	W, 8-1	Tulsa	Fayetteville
3/9	W, 6-3	Rice*	Houston, Texas
3/10	W, 7-2	Rice*	Houston, Texas
3/10	W, 12-3	Rice*	Houston, Texas
3/16	W, 12-1	Baylor*	Fayetteville
3/17	W, 5-1	Baylor*	Fayetteville
3/17	L, 4-0	Baylor*	Fayetteville
3/19	W, 13-0	Missouri Western	Fayetteville
3/19	W, 7-6 (11)	Missouri Western	Fayetteville
3/23	W, 7-1	TCU*	Fort Worth, Texas
3/24	W, 10-1	TCU*	Fort Worth, Texas
3/24	W, 9-4	TCU*	Fort Worth, Texas
3/26	W, 6-2	Eastern Michigan	Fayetteville
3/26	W, 1-0	Eastern Michigan	Fayetteville
3/27	W, 7-4	Iowa	Fayetteville
3/27	W, 6-0	Eastern Michigan	Fayetteville
3/30	W, 3-1	SMU*	Fayetteville
3/31	W, 3-1	SMU*	Fayetteville
3/31	W, 9-2	SMU*	Fayetteville
4/3	W, 5-1	SMS	Fayetteville
4/3	W, 4-3	SMS	Fayetteville
4/6	L, 9-8	Texas Tech*	Lubbock, Texas
4/7	W, 6-2	Texas Tech*	Lubbock, Texas
4/7	W, 12-9	Texas Tech*	Lubbock, Texas
4/13	W, 4-0	South Dakota	Fayetteville
4/13	W, 7-0	South Dakota	Fayetteville
4/14	W, 7-1	South Dakota	Fayetteville
4/14	W, 8-1	South Dakota	Fayetteville
4/17	L, 5-2	Oral Roberts	Tulsa, Okla.
4/20	W, 5-3	Houston*	Fayetteville
4/21	W, 3-0	Houston*	Fayetteville
4/21	W, 11-10 (8)	Houston*	Fayetteville
4/27	L, 6-0	Texas A&M*	College Station, Texas
4/28	W, 2-0 (11)	Texas A&M*	College Station, Texas
4/28	W, 9-1	Texas A&M*	College Station, Texas
4/30	L, 9-8	Missouri Southern	Joplin, Mo.
4/30	W, 6-5	Missouri Southern	Joplin, Mo.
5/4	L, 7-6	Wichita State	Wichita, Kan.
5/4	L, 5-4	Wichita State	Wichita, Kan.
5/12	W, 6-1	Baylor!	Austin, Texas
5/13	L, 6-2	Texas!	Austin, Texas
5/14	W, 6-2	Texas A&M!	Austin, Texas
5/14	L, 12-6	Texas!	Austin, Texas
5/25	W, 12-11	George Washington+	Tallahassee, Fla.
5/26	W, 9-1	Florida+	Tallahassee, Fla.
5/26	W, 8-6	Delaware+	Tallahassee, Fla.
5/27	W, 4-3	Delaware+	Tallahassee, Fla.
6/1	W, 5-4	Pepperdine#	Omaha, Neb.
6/3	W, 10-3	Arizona#	Omaha, Neb.
6/5	W, 9-4	Texas#	Omaha, Neb.
6/6	L, 13-10	Cal State Fullerton#	Omaha, Neb.
6/8	L, 2-1	Cal State Fullerton#	Omaha, Neb.

\* - SWC opponent; ! - SWC Tournament; + - NCAA East Regional; # - College World Series





### RAZORBACKS WIN 51 GAMES, FINISH THIRD AT CWS

**Overall Record:** 51-15 | **SWC Record:** 13-7

**SWC Finish:** 3rd

**SWC Tournament Finish:** 1st

**College World Series Finish:** 3rd

**All-America Selections:** Mike Loggins, OF

**CWS All-Tournament Selections:** Jeff King, 3B; Ralph Kraus, OF

**All-SWC Selections:** Tim Deitz, RHP; Fred Farwell, LHP; Jeff King, 3B; Mike Loggins, OF; Norm Roberts, OF

**All-SWC Tournament Selections:** Tim Deitz, RHP; Fred Farwell, LHP; Jeff King, 3B; Mike Loggins, OF; Dave Patterson, 1B (MVP); Norm Roberts, OF; Doyle Wilson, C

### 1985 Roster

**Head Coach:** Norm DeBriyn

**Assistant Coaches:** Doug Clark, Dave Jorn, Rex Dickerson (GA), Rude Garcia (GA), Dave Van Horn (GA)

Name	Pos.	Yr.	Hometown (Last School)
Joe Blair	2B	Fr.	Orlando, Fla. (Bishop)
Kevin Campbell	RHP	So.	Des Arc, Ark. (Des Arc)
Dera Clark	RHP	So.	Artesia, N.M. (Artesia)
Steve Clements	OF	Sr.	Vancouver, British Columbia (S. Idaho JC)
Jay Cleveland	RHP	So.	Amarillo, Texas (UTEP)
Tim Deitz	RHP	Jr.	Tulsa, Okla. (Hale)
Joe DiLeo	INF	Fr.	Scranton, Pa. (Central)
Bobby Joe Edmonds	OF	So.	St. Louis, Mo. (Luthern North)
Fred Farwell	LHP	Jr.	Nashua, N.H. (Crowder JC)
Fred Faust	RHP	Jr.	Fayetteville, Ark. (Fayetteville)
David Ferrell	2B	Jr.	West Fork, Ark. (Northark JC)
Chris Flake	OF	Fr.	North Little Rock, Ark. (Northeast)
Rob Gee	LHP	Jr.	North Little Rock, Ark. (Westark JC)
Ray Harris	LHP	Fr.	Jacksonville, Ark. (Jacksonville)
Jim Hartman	OF	Fr.	Bedford, Texas (Trinity)
Keith Helton	LHP	So.	North Little Rock, Ark. (Ole Main)
Howard Hilton	RHP	Sr.	Oxnard, Calif. (Oxnard JC)
Rick Huntze	RHP	Sr.	Tulsa, Okla. (Bacone JC)
Mark Jackson	OF	Jr.	North Little Rock, Ark. (Northeast)
Joe Jakoncuk	1B	Fr.	Cabot, Ark. (Cabot)
Kevin Kee	RHP	Fr.	Wichita Falls, Texas (Hirsch)
Keith Kerns	2B	Jr.	Salina, Okla. (Bacone JC)
Jeff King	3B	So.	Colorado Springs, Colo. (Rampart)
Ralph Kraus	1B/OF	Jr.	Plano, Texas (Plano)
Jim Kremers	INF	Fr.	North Little Rock, Ark. (Catholic)
Mike Loggins	OF	Jr.	Crossett, Ark. (Crossett)
Chris Lusker	C	Jr.	Pittsburg, Kan. (Labette JC)
Ron Meilleur	RHP	Fr.	Winnipeg, Canada (Winnipeg)
Gary Murphy	RHP	Jr.	Hazleton, Pa. (Luzerne JC)
Greg Murtha	C	Fr.	Little Rock, Ark. (Westark JC)
David Patterson	INF	Jr.	Ventura, Calif. (Ventura JC)
Tony Peters	C	Jr.	Nicholson, Pa. (Lackawanna)
Pat Rice	RHP	Jr.	Colorado Springs, Colo. (Academy)
Derrick Richardson	INF	Sr.	Fort Smith, Ark. (Northside)
Norm Roberts	OF	Sr.	Texarkana, Texas (Texas)
Ellis Roby	SS	Jr.	North Little Rock, Ark. (Ole Main)
Doyle Wilson	C	Jr.	Chandler, Ariz. (Mesa JC)


# '85 College World Series

### 1985 Results

Date	Result	Opponent	Location
2/9	L, 5-2	Miami (Fla.)	Coral Gables, Fla.
2/9	L, 2-1	Miami (Fla.)	Coral Gables, Fla.
2/10	L, 4-0	Miami (Fla.)	Coral Gables, Fla.
2/16	W, 4-0	Oklahoma City	Fayetteville
2/16	W, 20-13	Oklahoma City	Fayetteville
2/17	W, 5-2	Oklahoma City	Fayetteville
2/22	W, 5-1	Kansas State	Fayetteville
2/25	W, 12-1	Missouri Southern	Fayetteville
2/25	W, 8-3	Missouri Southern	Fayetteville
3/1	W, 15-4	Lubbock Christian	Fayetteville
3/2	W, 15-1	Lubbock Christian	Fayetteville
3/2	W, 4-1	Lubbock Christian	Fayetteville
3/3	W, 11-3	Northwest Missouri State	Fayetteville
3/4	W, 18-8	Northeast Missouri State	Fayetteville
3/5	W, 15-6	Southeast Oklahoma State	Fayetteville
3/8	W, 9-7	Indiana State	Fayetteville
3/9	W, 7-2	Indiana State	Fayetteville
3/9	W, 3-1	Indiana State	Fayetteville
3/17	W, 8-4	Rice*	Houston, Texas
3/17	L, 13-2	Rice*	Houston, Texas
3/18	W, 10-0	Missouri Western	Fayetteville
3/18	W, 4-0	Missouri Western	Fayetteville
3/19	W, 4-3	School of the Ozarks	Fayetteville
3/19	W, 6-0	School of the Ozarks	Fayetteville
3/22	W, 5-4	Texas*	Fayetteville
3/23	W, 2-1	Texas*	Fayetteville
3/23	L, 13-3	Texas*	Fayetteville
3/26	L, 3-1	Oklahoma State	Stillwater, Okla.
3/29	L, 6-2	Texas A&M*	College Station, Texas
3/31	W, 6-4	Texas A&M*	College Station, Texas
3/31	W, 15-4	Texas A&M*	College Station, Texas
4/2	L, 6-14	Oklahoma State	Fayetteville
4/5	W, 16-12	Houston*	Fayetteville
4/6	W, 5-4	Houston*	Fayetteville
4/6	L, 10-9	Houston*	Fayetteville
4/12	W, 14-4	Texas Tech*	Lubbock, Texas
4/13	W, 14-11	Texas Tech*	Lubbock, Texas
4/13	W, 22-5	Texas Tech*	Lubbock, Texas
4/16	W, 6-5	SMS	Fayetteville
4/19	W, 19-7	TCU*	Fort Worth, Texas
4/20	L, 4-3	TCU*	Fort Worth, Texas
4/20	W, 12-6	TCU*	Fort Worth, Texas
4/26	L, 7-6	Baylor*	Fayetteville
4/27	W, 5-4	Baylor*	Fayetteville
4/27	L, 11-8	Baylor*	Fayetteville
4/30	L, 16-2	Mississippi State	Greenville, Miss.
5/1	W, 13-1	Mississippi State	Little Rock, Ark.
5/3	W, 10-4	Kansas	Fayetteville
5/4	W, 6-5	Kansas	Fayetteville
5/4	W, 6-2	Kansas	Fayetteville
5/6	W, 14-4	Oklahoma Christian	Fayetteville
5/9	W, 6-4	Oral Roberts	Fayetteville
5/10	W, 5-1	Oral Roberts	Fayetteville
5/11	W, 9-5	Oral Roberts	Tulsa, Okla.
5/15	W, 11-2	Louisiana-Lafayette!	Fayetteville
5/17	W, 6-4	Baylor!	Fayetteville
5/18	W, 9-5	Texas!	Fayetteville
5/19	W, 10-6	Texas!	Fayetteville
5/23	W, 20-13	Eastern Kentucky+	Tallahassee, Fla.
5/24	W, 13-9	George Mason+	Tallahassee, Fla.
5/25	W, 7-6	Florida State+	Tallahassee, Fla.
5/26	W, 7-5	Georgia Tech+	Tallahassee, Fla.
5/31	W, 1-0	South Carolina#	Omaha, Neb.
6/3	L, 5-4	Mississippi State#	Omaha, Neb.
6/6	W, 10-4	Stanford#	Omaha, Neb.
6/8	L, 8-7	Texas#	Omaha, Neb.

\* - SWC opponent; ! - SWC Tournament; + - NCAA South II Regional; # - College World Series





## RAZORBACKS MAKE 3RD CWS APPEARANCE, FINISH 5TH

Overall Record: 51-16 | SWC Record: 17-4

SWC Finish: 2nd

SWC Tournament Finish: 2nd

College World Series Finish: 5th

All-America Selections: Andy Skeels, C

CWS All-Tournament Selections: None

All-SWC Selections: Bobby Edwards, RHP; Tim Peters, RHP; Andy Skeels, C

All-SWC Tournament Selections: Andy Skeels, C

## 1987 Roster

Head Coach: Norm DeBriyn

Assistant Coaches: Doug Clark, Dave Jorn, Dave Van Horn (GA), Jerry Pufall (GA)

Name	Pos.	Yr.	Hometown (Last School)
Jim Anderson	C/OF	Fr.	St. Louis, Mo. (Lindbergh)
Bob Bailey	INF	Fr.	Newport, Ark. (Newport)
Randy Bobb	1B	Jr.	Broken Arrow, Okla. (Broken Arrow)
Jim Calhoon	INF	Fr.	Jacksonville, Ark. (Jacksonville)
Dan Campbell	OF	Jr.	Palos Verdes, Calif. (L.A. Harbor JC)
Kyle Caple	C	Fr.	Plano, Texas (Plano)
Bubba Carpenter	OF/LHP	Fr.	Winslow, Ark. (West Fork)
John Cebuhar	LHP	Jr.	Tulsa, Okla. (East Oklahoma JC)
Jay Cleveland	RHP	Sr.	Amarillo, Texas (UTEP)
Stan Click	OF	Jr.	Crossett, Ark. (Garden City JC)
Greg D'Alexander	3B	Fr.	Allen Park, Mich. (Cabrini)
Bob Edwards	RHP	Jr.	Salt Lake City, Utah (Coll. of S. Idaho)
Troy Eklund	1B/OF	So.	Kansas City, Mo. (Parkhill)
Dennis Fletcher	RHP	So.	Farmington, Ark. (Farmington)
Shawn Gore	1B/OF	Fr.	West Fork, Ark. (Farmington)
Bill Gunger	OF	So.	Auburn, N.Y. (Quinnipiac College)
Ray Harris	LHP	Jr.	Jacksonville, Ark. (Jacksonville)
Keith Helton	LHP	Sr.	North Little Rock, Ark. (Ole Main)
Mickey House	OF	So.	DeKalb, Texas (Texarkana JC)
Greg King	INF	Fr.	Lenexa, Kan. (Shawnee Mission South)
Jim Kremers	C/OF	Jr.	North Little Rock, Ark. (Catholic)
Allen Lester	LHP	Fr.	Fort Smith, Ark. (Southside)
Rod Moore	OF	Sr.	Oklahoma City, Okla. (Seminole JC)
Mike Oquist	RHP	Fr.	LaJunta, Colo. (Lajunta)
Tim Peters	RHP	Sr.	Portland, Ore. (Coll. of S. Idaho)
Tony Peters	C	Sr.	Nicholson, Pa. (Lackawana JC)
Jim Phillips	1B	Jr.	Texarkana, Texas (Seminole JC)
Scott Pose	INF	So.	West Des Moines, Iowa (Iowa West CC)
Ken Reese	INF	Jr.	Texarkana, Texas (Panola JC)
Tim Sherrill	LHP	Sr.	Harrison, Ark. (North Arkansas CC)
Britt Shoptaw	RHP	Fr.	Little Rock, Ark. (McClellan)
Mike Sisco	SS	Sr.	Des Peres, Mo. (Merramec JC)
Andy Skeels	C/OF	Sr.	Thousand Oaks, Calif. (Oxnard JC)
Don Thomas	3B/OF	So.	Pine Bluff, Ark. (Dollarway)
Kendall Trainor	OF	So.	Fredonia, Kan. (Fredonia)
Spencer Wilkinson	RHP	Jr.	Muskogee, Okla. (Connors State CC)
Kelly Zane	INF	Jr.	Wichita, Kan. (Butler County CC)



## 1987 Results

Date	Result	Opponent	Location
2/14	W, 3-1	Memphis	Memphis, Tenn.
2/14	T, 2-2	Memphis	Memphis, Tenn.
2/21	W, 21-5	Memphis	Fayetteville
2/22	W, 14-7	Memphis	Fayetteville
2/23	W, 4-3	Missouri Southern	Fayetteville
2/23	W, 13-10	Missouri Southern	Fayetteville
2/25	L, 6-4	Hawaii Pacific	Honolulu, Hawaii
2/26	W, 10-7	Hawaii Pacific	Honolulu, Hawaii
2/27	L, 8-4	Hawaii	Honolulu, Hawaii
2/28	L, 6-5 (10)	Hawaii	Honolulu, Hawaii
3/1	W, 9-7 (10)	Hawaii	Honolulu, Hawaii
3/2	W, 7-4	Hawaii	Honolulu, Hawaii
3/6	L, 4-3	Kansas State	Fayetteville
3/7	W, 12-7	Kansas State	Fayetteville
3/8	W, 13-4	North Texas	Fayetteville
3/9	W, 13-3	Lubbock Christian	Fayetteville
3/10	W, 20-10	St. Louis	Fayetteville
3/11	W, 9-0	St. Louis	Fayetteville
3/11	W, 15-5	St. Louis	Fayetteville
3/13	W, 10-3	Northern Iowa	Fayetteville
3/14	W, 8-3	Western Kentucky	Fayetteville
3/15	W, 5-2	Western Kentucky	Fayetteville
3/15	L, 11-5	Washington State	Fayetteville
3/20	W, 17-10	Texas A&M*	College Station, Texas
3/21	W, 8-2	Texas A&M*	College Station, Texas
3/21	W, 7-3	Texas A&M*	College Station, Texas
3/25	L, 8-1	Oklahoma State	Stillwater, Okla.
3/27	L, 4-3	Houston*	Fayetteville
3/28	W, 10-3	Houston*	Fayetteville
3/28	W, 12-6	Houston*	Fayetteville
3/31	W, 11-2	Missouri-St. Louis	Fayetteville
3/31	W, 14-2	Missouri-St. Louis	Fayetteville
4/3	W, 2-0	Texas Tech*	Lubbock, Texas
4/4	W, 8-6	Texas Tech*	Lubbock, Texas
4/4	W, 9-0	Texas Tech*	Lubbock, Texas
4/7	W, 16-2	Evangel	Fayetteville
4/10	W, 9-7	TCU*	Fort Worth, Texas
4/11	L, 7-6	TCU*	Fort Worth, Texas
4/11	W, 13-7	TCU*	Fort Worth, Texas
4/15	W, 12-11	Oklahoma	Fayetteville
4/17	W, 5-3	Baylor*	Fayetteville
4/18	W, 8-0	Baylor*	Fayetteville
4/18	W, 6-5	Baylor*	Fayetteville
4/20	W, 12-1	School of the Ozarks	Fayetteville
4/21	W, 9-8	Oklahoma State	Fayetteville
4/24	W, 4-3	Rice*	Houston, Texas
4/25	W, 5-1	Rice*	Houston, Texas
4/25	W, 3-0	Rice*	Houston, Texas
4/28	W, 14-10	Southeast Oklahoma State	Fayetteville
4/29	W, 20-5	Missouri Southern	Fayetteville
5/1	L, 9-5	Texas*	Fayetteville
5/2	W, 9-3	Texas*	Fayetteville
5/2	L, 4-1	Texas*	Fayetteville
5/7	W, 14-4	Oral Roberts	Fayetteville
5/8	W, 17-5	Oral Roberts	Fayetteville
5/10	L, 10-2	Oral Roberts	Tulsa, Okla.
5/10	L, 12-11 (10)	Missouri	Columbia, Mo.
5/15	W, 4-3	Texas A&M!	Austin, Texas
5/17	L, 10-3	Texas!	Austin, Texas
5/17	W, 14-9	Houston!	Austin, Texas
5/18	L, 3-2	Texas!	Austin, Texas
5/22	W, 10-7	Middle Tennessee+	Huntsville, Ala.
5/22	W, 7-2	West Virginia+	Huntsville, Ala.
5/23	W, 6-5 (10)	Clemson+	Huntsville, Ala.
5/24	W, 4-2	Clemson+	Huntsville, Ala.
5/30	L, 13-6	Texas#	Omaha, Neb.
5/31	W, 5-4	Georgia#	Omaha, Neb.
6/3	L, 5-2	LSU#	Omaha, Neb.

\* - SWC opponent; ! - SWC Tournament; + - NCAA South I Regional; # - College World Series





## ARKANSAS MAKES THIRD CWS IN FIVE YEARS, FINISH 4TH

**Overall Record:** 51-16 | **SWC Record:** 17-4

**SWC Finish:** T-1st

**SWC Tournament Finish:** 2nd

**College World Series Finish:** 5th

**All-America Selections:** Troy Eklund, OF

**CWS All-Tournament Selections:** None

**All-SWC Selections:** Bubba Carpenter, 1B/OF; Greg D'Alexander, 3B; Troy Eklund, OF; Mike Oquist, RHP; Scott Pose, OF; Phillip Stidham, RHP; Mark Swope, RHP

**All-SWC Tournament Selections:** None

## 1989 Roster

**Head Coach:** Norm DeBrynn

**Assistant Coaches:** Doug Clark, John Luedtke, Abraham Flores (GA), Rod Moore (GA), Shannon Rhea (GA)

Name	Pos.	Yr.	Hometown (Last School)
Bill Abbott	RHP	Jr.	Springfield, Mo. (Labette CC)
Doug Bennett	RHP	Fr.	Springfield, Mo. (Hillcrest)
Brent Birch	LHP	Fr.	North Little Rock, Ark. (Northeast)
Greg Boyd	C	Jr.	Paragould, Ark. (Three Rivers JC)
Chris Bryan	LHP	So.	Pine Bluff, Ark. (Pine Bluff)
Jim Calhoun	INF	Jr.	Jacksonville, Ark. (Jacksonville)
Bubba Carpenter	INF/OF	So.	Brentwood, Ark. (West Fork)
Jay Carpenter	INF/OF	Jr.	Brentwood, Ark. (Arkansas Tech)
Brian Cook	RHP	Fr.	Tulsa, Okla. (Memorial)
Greg D'Alexander	3B	Jr.	Allen Park, Mich. (Cabrini)
Charles Downey	SS	Fr.	League City, Texas (Dickinson)
Troy Eklund	OF	Sr.	Kansas City, Kan. (Park Hill)
Scott Epps	SS	Fr.	Jenks, Okla. (Jenks)
Haden Etheridge	OF	So.	North Little Rock, Ark. (Northeast)
Dennis Fletcher	RHP	Sr.	Farmington, Ark. (Farmington)
Tony Gilmore	C	Jr.	Tulsa, Okla. (Eastern Oklahoma JC)
Juju Harshaw	C/OF	Fr.	North Little Rock, Ark. (Northeast)
Glen Ray Hines	1B/3B	So.	Houston, Texas (Rice)
Todd Hobson	OF	Fr.	Indianapolis, Ind. (Lawrence North)
Dan Hreha	INF	Fr.	Brooklyn Center, Minn. (Park Center)
Cole Hyson	RHP	Jr.	Durango, Colo. (Eastern Utah)
Brett Kemohah	C/OF	Fr.	Vinita, Okla. (Vinita)
Greyson Liles	1B/OF	Fr.	Houston, Texas (Bellaire)
Ron Moore	OF	So.	Oklahoma City, Okla. (Murray State JC)
Mike Oquist	RHP	Jr.	LaJunta, Colo. (LaJunta)
Scott Osmon	RHP	Sr.	Mountain Home, Ark. (North Ark CC)
Kirk Piskor	C	Fr.	Plano, Texas (Plano East)
Scott Pose	OF	Sr.	West Des Moines, Iowa (Iowa West JC)
Peter Raether	RHP	Fr.	Edina, Minn. (Edina)
Phillip Stidham	RHP	Fr.	Tulsa, Okla. (Nathan Hale)
Rod Stillwell	SS	Sr.	Thousand Oaks, Calif. (Moorpark JC)
Mark Swope	RHP	So.	Spring Hill, Kan. (Spring Hill)
Jim Tejcek	RHP	Jr.	San Diego, Calif. (Southern Idaho)
Don Thomas	OF	Sr.	Pine Bluff, Ark. (Dollaway)
Tim Thomas	2B	So.	St. Paul, Minn. (Iowa Western JC)




## 1989 Results

Date	Result	Opponent	Location
2/19	W, 5-1	Wichita State	Fayetteville
2/24	W, 6-2	Missouri Southern	Fayetteville
2/25	W, 3-2	Kansas	Fayetteville
2/25	W, 7-0	Kansas	Fayetteville
2/26	W, 18-4	Kansas	Fayetteville
2/28	W, 8-4	Kentucky	Lakeland, Fla.
3/1	W, 2-1	Penn State	Lakeland, Fla.
3/1	L, 6-2	Kentucky	Lakeland, Fla.
3/2	L, 6-2	Western Michigan	Lakeland, Fla.
3/3	W, 8-2	Eckerd	Lakeland, Fla.
3/4	W, 15-0	Western Michigan	Lakeland, Fla.
3/10	W, 1-0	Iowa State	Fayetteville
3/11	W, 9-4	Iowa State	Fayetteville
3/12	W, 4-1	Nebraska	Fayetteville
3/13	W, 9-1	Stephen F. Austin	Fayetteville
3/14	W, 13-4	Wisconsin-Osh Kosh	Fayetteville
3/15	W, 9-4	Wisconsin-Osh Kosh	Fayetteville
3/17	W, 3-2	Northwestern State	Shreveport, La.
3/18	L, 10-2	Oklahoma State	Shreveport, La.
3/19	L, 8-4	Louisiana-Lafayette	Shreveport, La.
3/20	W, 14-4	Northern Iowa	Fayetteville
3/21	W, 12-1	Southwest Baptist	Fayetteville
3/22	W, 14-5	School of the Ozarks	Fayetteville
3/22	W, 10-0	School of the Ozarks	Fayetteville
3/24	W, 10-1	Houston*	Fayetteville
3/25	W, 3-0	Houston*	Fayetteville
3/25	W, 8-3	Houston*	Fayetteville
3/27	W, 11-3	St. Olaf	Fayetteville
3/31	W, 12-0	Texas Tech*	Lubbock, Texas
4/1	W, 3-2	Texas Tech*	Lubbock, Texas
4/1	W, 6-5	Texas Tech*	Lubbock, Texas
4/4	W, 10-4	Oklahoma State	Stillwater, Okla.
4/5	W, 6-4	Evangel	Fayetteville
4/7	W, 5-4	TCU*	Fort Worth, Texas
4/8	W, 8-6	TCU*	Fort Worth, Texas
4/8	W, 11-3	TCU*	Fort Worth, Texas
4/9	W, 11-1	Southeastern (Okla.) State	Fayetteville
4/10	L, 10-8	Dallas Baptist	Fayetteville
4/11	W, 7-4	Missouri	Columbia, Mo.
4/14	W, 8-4	Baylor*	Fayetteville
4/15	W, 9-1	Baylor*	Fayetteville
4/15	W, 10-3	Baylor*	Fayetteville
4/19	W, 9-8	Northeastern (Okla.) State	Fayetteville
4/21	W, 10-2	Rice*	Houston, Texas
4/22	L, 3-1	Rice*	Houston, Texas
4/22	W, 8-4	Rice*	Houston, Texas
4/26	L, 3-2	Oklahoma	Fayetteville
4/28	L, 5-4	Texas*	Fayetteville
4/29	W, 8-4	Texas*	Fayetteville
4/29	W, 14-7	Texas*	Fayetteville
4/30	W, 9-4	Kansas State	Fayetteville
5/1	L, 7-2	Kansas State	Fayetteville
5/5	W, 11-9 (16)	Texas A&M*	College Station, Texas
5/6	L, 3-2	Texas A&M*	College Station, Texas
5/7	L, 9-0	Texas A&M*	College Station, Texas
5/10	W, 10-6	Oklahoma State	Fayetteville
5/18	L, 8-3	Texas!	College Station, Texas
5/19	W, 5-4	Houston!	College Station, Texas
5/20	L, 9-1	Texas!	College Station, Texas
5/25	L, 7-5	Le Moyne+	Waterbury, Conn.
5/26	W, 8-2	George Washington+	Waterbury, Conn.
5/28	W, 9-2	Illinois+	Waterbury, Conn.
5/29	W, 1-0	Arizona State+	Waterbury, Conn.
5/29	W, 6-5	Le Moyne+	Waterbury, Conn.
6/2	L, 3-1	Wichita State#	Omaha, Neb.
6/4	W, 7-3	North Carolina#	Omaha, Neb.
6/6	L, 8-4	Wichita State#	Omaha, Neb.

\* - SWC opponent; ! - SWC Tournament; + - NCAA Midwest Regional; # - College World Series





## ARKANSAS RETURNS TO OMAHA UNDER DAVE VAN HORN

**Overall Record:** 45-24 | **SEC Record:** 19-11

**SEC Finish:** T-1st Overall/1st in Western Division

**SEC Tournament Finish:** 3rd

**College World Series Finish:** 7th

**All-America Selections:** None

**CWS All-Tournament Selections:** None

**All-SEC Selections:** Scott Hode, SS

**All-SEC Tournament Selections:** Jake Dugger, OF

### 2004 Roster

**Head Coach:** Dave Van Horn

**Assistant Coaches:** Matt Deggs, Dave Jorn, Tom Pagnozzi

No.	Name	Pos.	Yr.	Hometown (Last School)
1	Casey Rowlett	INF/OF	Jr.	Jones, Okla. (Jones)
3	Danny Hamblin	3B/1B	Fr.	Rowlett, Texas (Rowlett)
5	Brady Toops	C	Jr.	New London, Minn. (New London)
6	Scott Hode	INF	Jr.	Crystal Lake, Ill. (Crystal Lake)
7	Trey Holloway	LHP	Jr.	Booneville, Ark. (Booneville)
8	Kern Watts	OF	Fr.	Brampton, Ontario (Brampton Centennial)
9	Bubbs Merrill	INF	Sr.	Omaha, Neb. (Millard North)
11	Scott Bridges	INF/OF	Jr.	White Hall, Ark. (White Hall)
12	Devin Day	INF	Jr.	Gilbert, Ariz. (Gilbert)
14	Stephen Robison	OF	Fr.	Tulsa, Okla. (Union)
17	Justin White	RHP	Fr.	Fort Gibson, Okla. (Fort Gibson)
18	Clay Goodwin	1B/3B	Jr.	Benton, Ark. (Benton)
20	Blake Parker	C/1B/OF	Fr.	Fayetteville, Ark. (Fayetteville)
22	Haas Pratt	INF	Sr.	San Diego, Calif. (Rancho Bernardo)
24	Jake Dugger	OF	Fr.	Omaha, Neb. (Millard West)
25	Brett Hagedorn	INF	Sr.	Fort Smith, Ark. (Southside)
27	Caton Hall	RHP	Sr.	McCrory, Ark. (McCrory)
28	Daryl Maday	RHP	Fr.	Bristol, Wis. (Westosha)
30	James Gilbert	LHP	Fr.	Katy, Texas (James E. Taylor)
32	Ryan Lennerton	LHP	So.	Langley, British Columbia (Brookwood)
34	Boyd Goodner	RHP	Sr.	Benton, Ark. (Benton)
35	Brian McLelland	RHP	Fr.	DeQueen, Ark. (DeQueen)
36	Clint Brannon	LHP	Jr.	Bradford, Ark. (Bradford)
37	Jay Sawatski	LHP	Sr.	Little Rock, Ark. (Pulaski Academy)
38	Matt Stallings	RHP	So.	Colleyville, Texas (Missouri)
40	Robby Daniel	RHP	Fr.	Poyen, Ark. (Poyen)
41	Knox McCorquodale	C/1B	Fr.	Orange, Texas (Little Cypress)
43	Joe Skinner	LHP	Fr.	Grand Rapids, Mich. (South Christian)
45	Charley Boyce	RHP	So.	Broken Arrow, Okla. (Tulsa Union)
47	Josh Smith	RHP	So.	Lake Havasu City, Ariz. (Lake Havasu)
48	Jason Deere	C/OF	So.	Conway, Ark. (Conway)




### 2004 Results

Date	Result	Opponent	Location
2/13	W, 2-0	Louisiana Tech	Fayetteville
2/14	W, 22-2	Louisiana Tech	Fayetteville
2/15	W, 13-2	Louisiana Tech	Fayetteville
2/20	W, 14-7	St. John's	Fayetteville
2/21	W, 6-5	St. John's	Fayetteville
2/22	W, 14-3	St. John's	Fayetteville
2/24	W, 7-1	McNeese State	Fayetteville
2/25	W, 7-2	McNeese State	Fayetteville
2/27	L, 3-1	New Mexico	College Station, Texas
2/27	L, 7-5	Texas A&M	College Station, Texas
2/28	W, 13-3	New Mexico	College Station, Texas
2/28	W, 6-4	Texas A&M	College Station, Texas
2/29	L, 9-7	Texas A&M	College Station, Texas
2/29	W, 5-2	New Mexico	College Station, Texas
3/6	L, 4-1	Texas-Pan American	Edinburg, Texas
3/7	L, 11-4	Texas-Pan American	Edinburg, Texas
3/12	W, 4-3	Illinois-Chicago	Fayetteville
3/14	L, 9-1	Illinois-Chicago	Fayetteville
3/16	W, 10-9	Centenary	Fayetteville
3/17	W, 15-3	Centenary	Fayetteville
3/19	L, 11-1	Florida*	Gainesville, Fla.
3/20	W, 8-2	Florida*	Gainesville, Fla.
3/21	L, 7-6 (10)	Florida*	Gainesville, Fla.
3/26	W, 5-3	South Carolina*	Fayetteville
3/27	W, 5-4	South Carolina*	Fayetteville
3/28	L, 10-2	South Carolina*	Fayetteville
3/30	W, 10-4	Wichita State	Fayetteville
4/2	L, 6-3	Alabama*	Fayetteville
4/3	W, 7-2	Alabama*	Fayetteville
4/4	W, 11-6	Alabama*	Fayetteville
4/6	L, 6-5 (16)	SMS	Fayetteville
4/9	W, 11-8	LSU*	Baton Rouge, La.
4/10	W, 11-10	LSU*	Baton Rouge, La.
4/11	W, 7-5	LSU*	Baton Rouge, La.
4/13	L, 6-4	Oral Roberts	Fayetteville
4/16	W, 6-3	Vanderbilt*	Nashville, Tenn.
4/17	W, 9-4	Vanderbilt*	Nashville, Tenn.
4/18	L, 14-8	Vanderbilt*	Nashville, Tenn.
4/20	W, 5-2	Oklahoma State	Fayetteville
4/23	W, 9-4	Kentucky*	Fayetteville
4/24	W, 5-4	Kentucky*	Fayetteville
4/25	W, 11-10	Kentucky*	Fayetteville
4/27	W, 8-4	Oral Roberts	Tulsa, Okla.
4/30	L, 9-3	Tennessee*	Fayetteville
5/1	W, 4-1	Tennessee*	Fayetteville
5/2	W, 5-3	Tennessee*	Fayetteville
5/7	L, 1-0	Ole Miss*	Oxford, Miss.
5/8	W, 3-1	Ole Miss*	Oxford, Miss.
5/9	L, 5-3	Ole Miss*	Oxford, Miss.
5/11	W, 13-2	Texas-Pan American	Fayetteville
5/15	L, 3-2	Mississippi State*	Starkville, Miss.
5/16	L, 5-4	Mississippi State*-1	Starkville, Miss.
5/16	W, 4-2	Mississippi State*-2	Starkville, Miss.
5/21	W, 9-7	Auburn*	Fayetteville
5/22	L, 7-4	Auburn*	Fayetteville
5/23	W, 15-3	Auburn*	Fayetteville
5/26	L, 8-6	Tennessee!	Hoover, Ala.
5/27	W, 4-3	Ole Miss!	Hoover, Ala.
5/28	W, 4-1	Tennessee!	Hoover, Ala.
5/29	L, 3-2	South Carolina!	Hoover, Ala.
6/4	W, 4-1	Le Moyne+	Fayetteville
6/5	L, 4-1	Wichita State+	Fayetteville
6/5	W, 10-7	Missouri+	Fayetteville
6/6	W, 11-9	Wichita State+	Fayetteville
6/6	W, 4-3	Wichita State+	Fayetteville
6/11	W, 7-5	Florida State\$	Fayetteville
6/12	W, 4-2	Florida State\$	Fayetteville
6/18	L, 13-2	Texas#	Omaha, Neb.
6/19	L, 7-2	Arizona#	Omaha, Neb.

\* - SEC opponent; ! - SEC Tournament; + - NCAA Fayetteville Regional; \$ - NCAA Fayetteville Super Regional;  
# - College World Series





## POSTSEASON PUSH LEADS ARKANSAS TO SIXTH CWS

**Overall Record:** 41-24 | **SEC Record:** 14-15

**SEC Finish:** 7th Overall/4th in Western Division

**SEC Tournament Finish:** 3rd

**College World Series Finish:** 3rd

**All-America Selections:** Zack Cox, INF/RHP (Freshman)

**CWS All-Tournament Selections:** None

**All-SEC Selections:** None

**All-SEC Tournament Selections:** Bo Bigham, INF; Zack Cox, INF; Ben Tschepikow, INF

## 2009 Roster

**Head Coach:** Dave Van Horn

**Assistant Coaches:** Todd Butler, Dave Jorn, Chris Curry

No.	Name	Pos.	Yr.	Hometown (Last School)
1	Ben Tschepikow	INF	Sr.	Fayetteville, Ark. (Fayetteville HS)
3	Scott Lyons	INF	Sr.	Covina, Calif. (Mt. San Antonio [Calif.] JC)
5	Seth Gardner	OF	Fr.	Dallas, Texas (Highland Park HS)
6	Ryan Cisterna	C	Sr.	Gilbert, Ariz. (Chandler-Gilbert [Ariz.] JC)
7	Zack Cox	INF/RHP	Fr.	Louisville, Ky. (Pleasure Ridge Park HS)
8	Chase Leavitt	OF	Sr.	St. George, Utah (Dixie College/CCSN)
9	Jacob House	OF/INF	So.	Mansfield, Texas (Timberview HS)
10	Kendall Wehrle	INF/RHP	Fr.	Papillion, Neb. (Papillion-La Vista South HS)
11	Jonathan Perlman	INF	Fr.	Dallas, Texas (Highland Park HS)
12	Bo Bigham	INF	Fr.	Texarkana, Ark. (Arkansas HS)
14	Jarrold McKinney	OF	Fr.	Hughes Springs, Texas (Hughes Springs HS)
15	T.J. Forrest	RHP	Jr.	Bossier City, La. (Bossier Parish CC)
16	Travis Sample	OF	So.	Dallas, Texas (Howard JC)
17	Andy Wilkins	INF	So.	Broken Arrow, Okla. (Broken Arrow HS)
18	Tim Carver	INF	Fr.	Fayetteville, Ark. (Fayetteville HS)
19	Tom Hauskey	C	Jr.	Springdale, Ark. (Springdale HS)
20	Zac Russell	C	Fr.	Bulverde, Texas (Smithson Valley HS)
21	Kyle Atkins	OF	Fr.	DeQueen, Ark. (DeQueen HS)
24	Brett Eibner	OF/RHP	So.	Houston, Texas (The Woodlands HS)
25	Collin Kuhn	OF/INF	Fr.	Beaver Dam, Wis. (Beaver Dam HS)
27	James McCann	C	Fr.	Santa Barbara, Calif. (Dos Pueblos HS)
29	Dallas Keuchel	LHP	Jr.	Tulsa, Okla. (Bishop Kelley HS)
30	Justin Wells	RHP	Sr.	Bryant, Ark. (Texarkana College)
32	Mike Bolsinger	RHP	Jr.	McKinney, Texas (Grayson [Texas] CC)
33	Drew Smyly	LHP	Fr.	Little Rock, Ark. (Central HS)
34	Jeremy Heatley	RHP	Jr.	Breckenridge, Texas (North Lake College)
35	Christian Kowalchuk	LHP	Jr.	Saskatoon, Saskatchewan (Seward CC)
36	Scott Limbocker	LHP	So.	Overland Park, Kan. (Blue Valley North HS)
37	Trevor Cousineau	LHP	Fr.	Davidson, Mich. (Davidson HS)
38	Bryan Bigham	RHP	Jr.	Allen, Texas (Navarro College)
42	James Mahler	RHP	So.	Sandy, Utah (Jordan HS)
44	Andrew Darr	OF/INF	Sr.	Gilbert, Ariz. (Chandler-Gilbert [Ariz.] JC)
45	Sam Murphy	RHP	So.	Omaha, Neb. (Westside HS)
47	Geoffrey Davenport	LHP	Fr.	Ft. Worth, Texas (Paschal HS)
48	Zack Hall	LHP	Fr.	Springdale, Ark. (Har-Ber HS)
49	Stephen Richards	LHP	Jr.	Plano, Texas (Plano East HS)



## 2009 Results

Date	Result	Opponent	Location
2/20	W, 4-2	Washington State-1	Fayetteville
2/20	W, 7-5	Washington State-2	Fayetteville
2/22	W, 4-3	Washington State	Fayetteville
2/24	L, 9-3	Kansas	Fayetteville
2/25	W, 9-8	Kansas	Fayetteville
2/27	W, 8-7	Western Illinois	Fayetteville
3/3	W, 7-3	Valparaiso	Fayetteville
3/4	W, 9-6	Valparaiso	Fayetteville
3/6	W, 5-4	California	Fayetteville
3/7	L, 12-6	California	Fayetteville
3/8	W, 13-3	California	Fayetteville
3/10	L, 8-3	at Centenary	Shreveport, La.
3/13	W, 11-4	#18 Florida*	Fayetteville
3/14	W, 8-4	#18 Florida*	Fayetteville
3/15	W, 4-2	#18 Florida*	Fayetteville
3/17	W, 7-3	Nebraska	Fayetteville
3/18	L, 7-4	Nebraska	Fayetteville
3/20	W, 3-2	at Auburn*	Auburn, Ala.
3/21	W, 10-6	at Auburn*	Auburn, Ala.
3/22	W, 12-6	at Auburn*	Auburn, Ala.
3/25	W, 10-0	Missouri State	Fayetteville
3/27	W, 20-9	Mississippi State*	Fayetteville
3/29	W, 5-1	Mississippi State-1*	Fayetteville
3/29	L, 12-4	Mississippi State-2*	Fayetteville
3/31	W, 2-0	at Missouri State	Springfield, Mo.
4/3	W, 6-4	at South Carolina*	Columbia, S.C.
4/4	L, 9-1	at South Carolina*	Columbia, S.C.
4/5	W, 7-4	at South Carolina*	Columbia, S.C.
4/7	W, 7-3	#1 Arizona State	Fayetteville
4/8	W, 8-7	#1 Arizona State	Fayetteville
4/10	L, 9-0	Vanderbilt*	Fayetteville
4/11	L, 13-6	Vanderbilt*	Fayetteville
4/14	L, 3-2	Louisiana-Monroe	Fayetteville
4/15	W, 10-9	Louisiana-Monroe	Fayetteville
4/17	L, 4-3	at #1 Georgia*	Athens, Ga.
4/18	L, 4-3	at #1 Georgia*	Athens, Ga.
4/19	W, 2-0	at #1 Georgia*	Athens, Ga.
4/21	W, 9-6	at Oral Roberts	Tulsa, Okla.
4/24	W, 9-3	at Tennessee*	Knoxville, Tenn.
4/25	L, 5-4	at Tennessee*	Knoxville, Tenn.
4/26	W, 15-8	at Tennessee*	Knoxville, Tenn.
4/28	W, 8-7	#9 Oklahoma	Fayetteville
5/2	W, 11-4	#4 LSU-1*	Fayetteville
5/2	L, 5-0	#4 LSU-2*	Fayetteville
5/3	L, 4-3	#4 LSU*	Fayetteville
5/8	L, 2-1	at #21 Alabama*	Tuscaloosa, Ala.
5/9	L, 8-6	at #21 Alabama*	Tuscaloosa, Ala.
5/10	L, 6-5	at #21 Alabama*	Tuscaloosa, Ala.
5/12	W, 3-2	Oral Roberts	Fayetteville
5/14	L, 7-5	#9 Ole Miss*	Fayetteville
5/15	L, 9-3	#9 Ole Miss*	Fayetteville
5/16	L, 16-3	#9 Ole Miss*	Fayetteville
5/20	W, 8-5	vs. #9 Florida!	Hoover, Ala.
5/21	L, 2-1	vs. #21 Georgia!	Hoover, Ala.
5/22	W, 10-7	vs. #9 Florida!	Hoover, Ala.
5/23	L, 11-1	vs. Vanderbilt!	Hoover, Ala.
5/29	W, 10-3	vs. #24 Washington State+	Norman, Okla.
5/30	W, 17-6	at #9 Oklahoma+	Norman, Okla.
5/31	W, 11-0	at #9 Oklahoma+	Norman, Okla.
6/5	W, 7-2	at #5 Florida State\$	Tallahassee, Fla.
6/6	W, 9-8	at #5 Florida State\$	Tallahassee, Fla.
6/13	W, 10-6	vs. #3 Cal State Fullerton#	Omaha, Neb.
6/15	L, 9-1	vs. #1 LSU#	Omaha, Neb.
6/17	W, 4-3	vs. #6 Virginia#	Omaha, Neb.
6/19	L, 14-5	vs. #1 LSU#	Omaha, Neb.

\* - SEC opponent; ! - SEC Tournament; + - NCAA Norman Regional; \$ - NCAA Tallahassee Super Regional; # - College World Series



## STRONG PITCHING, TIMELY HITTING LEAD TO SEVENTH CWS

**Overall Record:** 46-22 | **SEC Record:** 16-14

**SEC Finish:** T-5th Overall/T-2nd in Western Division

**SEC Tournament Finish:** T-9th

**College World Series Finish:** T-3rd

**All-America Selections:** Matt Reynolds, 3B

**CWS All-Tournament Selections:** None

**All-SEC Selections:** Bo Bigham, 2B; Dominic Ficociello, 1B; Matt Reynolds, 3B

**All-SEC Tournament Selections:** None

## 2012 Roster

**Head Coach:** Dave Van Horn

**Assistant Coaches:** Todd Butler, Dave Jorn, Brian Walker, Matt Willard

No.	Name	Pos.	Yr.	Hometown (Last School)
1	Brian Anderson	INF	Fr.	Edmond, Okla. (Deer Creek HS)
3	Jacob Mahan	INF	Jr.	Camarillo, Calif. (Oxnard College)
4	Jacob Morris	OF/RHP	So.	Coppell, Texas (Coppell HS)
5	Matt Reynolds	INF	Jr.	Tulsa, Okla. (Bishop Kelley HS)
6	Jimmy Bosco	OF	So.	Granite Bay, Calif. (California)
7	David Masters	INF	Fr.	Lake St. Louis, Mo. (Timberland HS)
8	Tyler Spoon	INF/OF	Fr.	Van Buren, Ark. (Van Buren HS)
9	Derrick Bleeker	OF/RHP	Jr.	Longmont, Colo. (Howard JC)
10	Joe Serrano	INF	Fr.	Tucson, Ariz. (Salpointe Catholic HS)
12	Bo Bigham	INF	Sr.	Texarkana, Ark. (Arkansas HS)
13	Michael Gunn	OF/LHP	Fr.	Wilson, Ark. (Christian Brothers HS)
14	John Clay Reeves	C	Fr.	Monroe, La. (Neville HS)
15	Nolan Sanburn	RHP	So.	Kokomo, Ind. (Kokomo HS)
16	Sam Bates	OF	Sr.	Cabot, Ark. (Crowder JC)
17	Barrett Astin	RHP	So.	Forrest City, Ark. (Forrest City HS)
18	Tim Carver	INF	Sr.	Fayetteville, Ark. (Fayetteville HS)
19	Jake Wise	C	So.	Houston, Texas (Cypress Falls HS)
20	Matt Vinson	OF	Jr.	Alma, Ark. (Alma HS)
24	DJ Baxendale	RHP	Jr.	Jacksonville, Ark. (Sylvan Hills HS)
25	Dominic Ficociello	INF	So.	Fullerton, Calif. (Fullerton Union HS)
27	Jean Ramirez	C	Fr.	Ft. Worth, Texas (Boswell HS)
28	Conor Costello	OF/RHP	Fr.	Edmond, Okla. (Santa Fe HS)
30	Brandon Moore	RHP	So.	Van Buren, Ark. (Van Buren HS)
32	Randall Fant	LHP	Jr.	Texarkana, Texas (Texas HS)
33	Greg Milhorn	RHP	Fr.	Texarkana, Ark. (Arkansas HS)
34	Colby Suggs	RHP	So.	Sulphur Springs, Texas (Sulphur Springs HS)
35	Mark Reyes	LHP	Fr.	Hot Springs Village, Ark. (Jessieville HS)
36	Jeff Harvill	LHP	So.	Keithville, La. (Evangel Christian Academy)
37	Trent Daniel	LHP	Jr.	Bryant, Ark. (Arkansas-Fort Smith)
39	Chris Oliver	RHP	Fr.	Farmington, Ark. (Shiloh Christian HS)
45	Landon Simpson	RHP	Fr.	Magnolia, Ark. (Magnolia HS)
47	Tyler Wright	LHP	Jr.	Houston, Texas (San Jacinto CC)
51	Cade Lynch	LHP	Jr.	Jonesboro, Ark. (Panola JC)
55	Ryne Stanek	RHP	So.	Overland Park, Kan. (Blue Valley HS)



## 2012 Results

Date	Result	Opponent	Location
2/17	W, 11-5	Villanova	Fayetteville
2/18	W, 13-1	Villanova	Fayetteville
2/19	W, 17-1	Villanova	Fayetteville
2/21	W, 8-7	Northwestern State	Fayetteville
2/22	W, 6-2	Northwestern State	Fayetteville
2/24	W, 7-3	Valparaiso	Fayetteville
2/25	W, 4-3	Valparaiso	Fayetteville
2/26	L, 10-9 (10)	Valparaiso	Fayetteville
2/28	W, 5-0	BYU	Fayetteville
2/29	W, 8-1	BYU	Fayetteville
3/2	W, 3-1	vs. Texas Tech	Houston, Texas
3/3	L, 4-1	vs. Houston	Houston, Texas
3/4	W, 7-3	vs. #21 Texas	Houston, Texas
3/9	W, 4-0	Binghamton	Fayetteville
3/10	W, 5-3	Binghamton	Fayetteville
3/10	W, 6-0	Binghamton	Fayetteville
3/13	W, 1-0	Gonzaga	Fayetteville
3/14	W, 5-3	Gonzaga	Fayetteville
3/16	W, 4-3 (12)	Alabama*	Fayetteville
3/17	W, 8-4	Alabama*	Fayetteville
3/18	W, 7-4	Alabama*	Fayetteville
3/21	W, 10-2	Nevada	Fayetteville
3/23	L, 11-2	at Mississippi State*	Starkville, Miss.
3/24	W, 8-0	at Mississippi State*	Starkville, Miss.
3/25	W, 8-5 (11)	at Mississippi State*	Starkville, Miss.
3/30	L, 10-6	at #15 LSU*	Baton Rouge, La.
3/31	L, 2-1	at #15 LSU*	Baton Rouge, La.
4/1	L, 3-2 (11)	at #15 LSU*	Baton Rouge, La.
4/6	L, 4-2	Georgia*	Fayetteville
4/7	W, 8-3	Georgia*	Fayetteville
4/8	W, 8-0	Georgia*	Fayetteville
4/10	L, 4-0	at Oklahoma	Norman, Okla.
4/13	W, 8-7	#3 Kentucky*	Fayetteville
4/14	L, 5-4	#3 Kentucky-1*	Fayetteville
4/14	L, 2-1	#3 Kentucky-2*	Fayetteville
4/17	W, 8-3	Stephen F. Austin-1	Fayetteville
4/17	W, 4-3	Stephen F. Austin-2	Fayetteville
4/20	L, 8-2	at #22 Ole Miss*	Oxford, Miss.
4/21	L, 1-0	at #22 Ole Miss*	Oxford, Miss.
4/22	W, 11-3	at #22 Ole Miss*	Oxford, Miss.
4/24	W, 6-1	Oral Roberts	Fayetteville
4/27	L, 3-2	at #5 Florida*	Gainesville, Fla.
4/28	W, 5-1	at #5 Florida*	Gainesville, Fla.
4/29	W, 3-1 (10)	at #5 Florida*	Gainesville, Fla.
5/1	W, 6-3	Missouri	Fayetteville
5/2	W, 2-0	Missouri	Fayetteville
5/4	L, 8-6 (10)	#5 South Carolina*	Fayetteville
5/5	W, 7-6	#5 South Carolina*	Fayetteville
5/6	L, 10-7	#5 South Carolina*	Fayetteville
5/10	L, 3-2 (10)	Auburn*	Fayetteville
5/11	W, 5-4	Auburn*	Fayetteville
5/12	L, 12-5	Auburn*	Fayetteville
5/15	W, 6-5 (10)	Louisiana Tech	N. Little Rock, Ark.
5/17	W, 8-0	at Tennessee*	Knoxville, Tenn.
5/18	W, 10-3	at Tennessee*	Knoxville, Tenn.
5/19	W, 8-2	at Tennessee*	Knoxville, Tenn.
5/22	L, 9-1	vs. #24 Mississippi State!	Hoover, Ala.
5/23	L, 2-0	vs. Ole Miss!	Hoover, Ala.
6/1	W, 5-4	vs. Sam Houston State+	Houston, Texas
6/2	W, 1-0	at Rice+	Houston, Texas
6/3	W, 5-1	at Sam Houston State+	Houston, Texas
6/9	L, 8-1	at #4 Baylor\$	Waco, Texas
6/10	W, 5-4	at #4 Baylor\$	Waco, Texas
6/11	W, 1-0 (10)	at #4 Baylor\$	Waco, Texas
6/16	W, 8-1	vs. Kent State#	Omaha, Neb.
6/18	W, 2-1	vs. #7 South Carolina#	Omaha, Neb.
6/21	L, 2-0	vs. #7 South Carolina#	Omaha, Neb.
6/22	L, 3-2	vs. #7 South Carolina#	Omaha, Neb.

\* - SEC opponent; ! - SEC Tournament; + - NCAA Houston Regional; \$ - NCAA Waco Super Regional; # - College World Series





## BIG SECOND HALF LEADS TO EIGHTH CWS APPEARANCE

**Overall Record:** 40-25 | **SEC Record:** 17-12

**SEC Finish:** 5th Overall/3rd in Western Division

**SEC Tournament Finish:** 5th

**College World Series Finish:** 7th

**Golden Spikes Award:** Andrew Benintendi, OF

**Dick Howser Trophy:** Andrew Benintendi, OF

**All-America Selections:** Andrew Benintendi, OF; Keaton McKinney, RHP (Freshman)

**CWS All-Tournament Selections:** None

**SEC Player of the Year:** Andrew Benintendi, OF

**All-SEC Selections:** Andrew Benintendi, OF; Zach Jackson, RHP; Keaton McKinney, RHP (Freshman); Bobby Wernes, 3B (Defense)

**All-SEC Tournament Selections:** None

## 2015 Roster

**Head Coach:** Dave Van Horn

**Assistant Coaches:** Tony Vitello, Dave Jorn, Christian Kowalchuck, Tim Carver, Jake Wise

No.	Name	Pos.	Yr.	Hometown (Last School)
1	Rick Nomura	INF	Jr.	Waipahu, Hawaii (Alvin CC)
3	Michael Bernal	INF	Jr.	El Paso, Texas (New Mexico JC)
5	Brett McAfee	INF	Jr.	Longview, Texas (Panola JC)
6	Blake Wiggins	INF/C	Fr.	Little Rock, Ark. (Pulaski Academy)
7	Bobby Wernes	INF	Jr.	Overland Park, Kan. (Neosho CC)
8	Tyler Spoon	OF/INF	Jr.	Van Buren, Ark. (Van Buren HS)
9	Clark Eagan	OF/INF	So.	Appleton, Wis. (Appleton North HS)
10	Joe Serrano	OF	Sr.	Tucson, Ariz. (Salpointe Catholic HS)
11	Keaton McKinney	RHP/IB	Fr.	Ankeny, Iowa (Centennial HS)
12	Max Hogan	INF	Jr.	Belton, Texas (McLennan CC)
13	Josh Alberius	RHP	So.	Little Rock, Ark. (Little Rock Christian Academy)
14	Matt Campbell	INF	Jr.	Chesapeake, Va. (McLennan CC)
16	Andrew Benintendi	OF	So.	Cincinnati, Ohio (Madeira HS)
17	Luke Bonfield	OF	Fr.	Skillman, N.J. (IMG Academy)
20	Carson Shaddy	C/OF	Fr.	Fayetteville, Ark. (Fayetteville HS)
21	Trey Killian	RHP	Jr.	Mountain Home, Ark. (Mountain Home HS)
24	Chad Spanberger	C/IB	Fr.	Granite City, Ill. (Granite City HS)
25	Dominic Taccolini	RHP	So.	Sugar Land, Texas (Kempner HS)
26	Jack Benninghoff	OF	Fr.	Overland Park, Kan. (Rockhurst HS)
27	Tucker Pennell	C	Jr.	Georgetown, Texas (Temple JC)
28	James Teague	RHP	So.	Bartlesville, Okla. (Bartlesville HS)
29	Cullen Gassaway	INF	Jr.	Bedford, Texas (Blinn JC)
30	Jacob Stone	RHP	Sr.	Fort Worth, Texas (Weatherford JC)
32	Zach Jackson	RHP	So.	Berryhill, Okla. (Berryhill HS)
33	Krisjon Wilkerson	OF	Sr.	Bay St. Louis, Miss. (Pearl River CC)
34	Parker Sanburn	RHP	Fr.	Kokomo, Ind. (Kokomo HS)
35	Jackson Lowery	RHP	Sr.	Little Rock, Ark. (Meridian CC)
36	Cannon Chadwick	RHP	So.	Paris, Texas (Paris JC)
38	Lance Phillips	RHP	Sr.	Nacogdoches, Texas (Bossier Parish CC)
39	Kyle Pate	LHP	Fr.	Fayetteville, Ark. (Fayetteville HS)
40	Kevin Silky	INF	Fr.	Dublin, Calif. (Dublin HS)
41	Darien Simms	OF	Fr.	Spring, Texas (Northland Christian HS)
44	Alex Gosser	C	So.	North Little Rock, Ark. (North Little Rock HS)
48	Jonah Patten	RHP	Fr.	Indianapolis, Ind. (Norwell HS)
49	Ryan Fant	LHP	Fr.	Texarkana, Texas (Texas HS)



## 2015 Results

Date	Result	Opponent	Location
2/13	W, 11-4	North Dakota	Fayetteville
2/14	W, 13-2	North Dakota	Fayetteville
2/14	W, 12-1	North Dakota	Fayetteville
2/20	L, 9-5	vs. #22 UCF	Mobile, Ala.
2/21	W, 7-0	at South Alabama	Mobile, Ala.
2/22	L, 13-6	vs. #13 Maryland	Mobile, Ala.
3/2	W, 4-1	Eastern Illinois	Fayetteville
3/2	W, 8-1	Eastern Illinois	Fayetteville
3/3	W, 7-0	Eastern Illinois	Fayetteville
3/6	W, 2-1	Loyola Marymount	Fayetteville
3/7	W, 13-7	Loyola Marymount	Fayetteville
3/8	L, 9-0	Loyola Marymount	Fayetteville
3/10	L, 6-2	Gonzaga	Fayetteville
3/11	L, 15-5	Gonzaga	Fayetteville
3/14	L, 8-7 (12)	at #5 Vanderbilt-1*	Nashville, Tenn.
3/14	L, 9-1	at #5 Vanderbilt-2*	Nashville, Tenn.
3/15	L, 1-0	at #5 Vanderbilt*	Nashville, Tenn.
3/17	W, 4-3	Southeast Missouri St.	Fayetteville
3/18	L, 12-11	Southeast Missouri St.	Fayetteville
3/19	W, 5-1	#1 LSU*	Fayetteville
3/20	L, 16-3	#1 LSU*	Fayetteville
3/21	L, 7-4	#1 LSU*	Fayetteville
3/24	L, 5-4	Memphis	N. Little Rock, Ark.
3/25	W, 7-3	at Memphis	Memphis, Tenn.
3/26	W, 10-3	Ole Miss*	Fayetteville
3/27	L, 5-4	Ole Miss*	Fayetteville
3/28	W, 5-2	Ole Miss*	Fayetteville
3/31	L, 2-0	Missouri State	Fayetteville
4/3	W, 10-7	at Auburn*	Auburn, Ala.
4/4	L, 3-2	at Auburn*	Auburn, Ala.
4/5	W, 6-4	at Auburn*	Auburn, Ala.
4/7	W, 8-1	Miss. Valley State	Fayetteville
4/8	W, 14-0	Miss. Valley State	Fayetteville
4/10	W, 5-3	Kentucky*	Fayetteville
4/11	L, 16-4	Kentucky*	Fayetteville
4/12	W, 7-3	Kentucky*	Fayetteville
4/14	W, 8-2	Stephen F. Austin	Fayetteville
4/15	W, 15-3	Stephen F. Austin	Fayetteville
4/18	L, 16-3	at #1 Texas A&M-1*	College Station, Texas
4/18	W, 9-8	at #1 Texas A&M-2*	College Station, Texas
4/19	W, 8-2	at #1 Texas A&M*	College Station, Texas
4/24	W, 7-6	Mississippi State*	Fayetteville
4/25	W, 6-1	Mississippi State*	Fayetteville
4/26	L, 2-1	Mississippi State*	Fayetteville
4/30	W, 5-1	at Alabama*	Tuscaloosa, Ala.
5/1	W, 8-4	at Alabama*	Tuscaloosa, Ala.
5/2	W, 4-0	at Alabama*	Tuscaloosa, Ala.
5/8	L, 5-4	Tennessee*	Fayetteville
5/10	W, 5-2	Tennessee*	Fayetteville
5/12	W, 6-2	at Creighton	Omaha, Neb.
5/14	L, 10-1	at Georgia*	Athens, Ga.
5/15	W, 9-0	at Georgia*	Athens, Ga.
5/16	W, 8-1	at Georgia*	Athens, Ga.
5/19	W, 2-1	vs. Tennessee!	Hoover, Ala.
5/20	W, 7-6	vs. Florida!	Hoover, Ala.
5/21	L, 10-5	vs. LSU!	Hoover, Ala.
5/22	L, 10-0	vs. Florida!	Hoover, Ala.
5/29	W, 8-6	vs. Oral Roberts+	Stillwater, Okla.
5/30	W, 7-5	at #11 Oklahoma St.+	Stillwater, Okla.
5/31	W, 4-3	vs. St. John's+	Stillwater, Okla.
6/5	W, 18-4	#9 Missouri State\$	Fayetteville
6/6	L, 3-1	#9 Missouri State\$	Fayetteville
6/7	W, 3-2	#9 Missouri State\$	Fayetteville
6/13	L, 5-3	vs. Virginia#	Omaha, Neb.
6/15	L, 4-3	vs. Miami#	Omaha, Neb.

\* - SEC opponent; ! - SEC Tournament; + - NCAA Stillwater Regional; \$ - NCAA Fayetteville Super Regional;

# - College World Series



## EXPERIENCE LEADS HOGS TO NINTH CWS; RUNNER-UP FINISH

**Overall Record:** 48-21 | **SEC Record:** 18-12

**SEC Finish:** T-2nd Overall/T-1st in Western Division

**SEC Tournament Finish:** T-3rd

**College World Series Finish:** Runner-up

**All-America Selections:** Blaine Knight, RHP; Carson Shaddy, INF; Casey Martin, INF (Freshman); Heston Kjerstad, OF (Freshman)

**CWS All-Tournament Selections:** Dominic Fletcher, OF; Jared Gates, 1B; Heston Kjerstad, OF; Blaine Knight, RHP; Casey Martin, 3B

**SEC Freshman of the Year:** Heston Kjerstad, OF

**All-SEC Selections:** Heston Kjerstad, OF; Carson Shaddy, INF; Eric Cole, OF; Blaine Knight, RHP; Casey Martin, INF; Grant Koch, C (Defense); Dominic Fletcher, OF (Defense)

**All-SEC Tournament Selections:** Casey Martin, INF

## 2018 Roster

**Head Coach:** Dave Van Horn

**Assistant Coaches:** Wes Johnson, Nate Thompson, Craig Parry, Colby Suggs, Jake Arledge

No.	Name	Pos.	Yr.	Hometown (Last School)
3	Jared Gates	INF	Sr.	Wichita, Kan. (Iowa West. CC)
4	Bryce Bonnin	RHP	Fr.	Mont Belvieu, Texas (Barbers Hill HS)
5	Jacob Nesbit	INF	Fr.	Coppell, Texas (Coppell HS)
6	Hunter Wilson	INF	R-Jr.	Spiro, Okla. (Eastern OK St. JC)
7	Jack Kenley	INF	So.	Germantown, Tenn. (Houston HS)
8	Eric Cole	OF	Jr.	Southlake, Texas (Southlake Carroll HS)
9	Jax Biggers	INF	Jr.	Missouri City, Texas (Cisco JC)
10	Easton Murrell	INF	Fr.	Prosper, Texas (Prosper HS)
11	Keaton McKinney	RHP	R-Jr.	Ankeny, Iowa (Centennial HS)
12	Casey Opitz	C/INF	Fr.	Centennial, Colo. (Heritage HS)
13	Jordan McFarland	INF	So.	Waterloo, Ill. (Waterloo HS)
14	Cole Turney	OF	Fr.	Richmond, Texas (Fort Bend Travis HS)
15	Casey Martin	INF	Fr.	Lonoke, Ark. (Lonoke HS)
16	Blaine Knight	RHP	Jr.	Bryant, Ark. (Bryant HS)
17	Luke Bonfield	OF	Sr.	Skillman, N.J. (IMG Academy)
18	Heston Kjerstad	OF	Fr.	Amarillo, Texas (Randall HS)
19	Brady Disher	C/INF	Fr.	Trophy Club, Texas (Byron Nelson HS)
20	Carson Shaddy	INF	R-Sr.	Fayetteville, Ark. (Fayetteville HS)
21	Kacey Murphy	LHP	Jr.	Rogers, Ark. (Rogers Heritage HS)
22	Ben McClain	OF	Fr.	Lee's Summit, Mo. (Lee's Summit West HS)
24	Dominic Fletcher	OF	So.	Cypress, Calif. (Cypress HS)
26	Ryan Drake	INF	Fr.	Grapevine, Texas (Grapevine HS)
27	Evan Lee	LHP/OF	So.	Bryant, Ark. (Bryant HS)
28	Kole Ramage	RHP	Fr.	Southlake, Texas (Southlake Carroll HS)
29	Angus Denton	RHP	So.	Beebe, Ark. (Beebe HS)
31	Caleb Bolden	RHP	Fr.	Texarkana, Texas (Pleasant Grove HS)
32	Matt Cronin	LHP	So.	Navarre, Fla. (Navarre HS)
33	Grant Koch	C	Jr.	Fayetteville, Ark. (Fayetteville HS)
34	Jake Reindl	RHP	Jr.	Fayetteville, Ark. (Shiloh Christian)
35	Jacob Kostyshock	RHP	So.	O'Fallon, Mo. (Francis Howell HS)
37	Weston Rogers	LHP	Jr.	Springdale, Ark. (Har-Ber HS)
44	Derek Ripp	INF	Fr.	Olathe, Kan. (St. James Academy HS)
45	Kevin Kopps	RHP	R-So.	Sugar Land, Texas (George Ranch HS)
46	Barrett Loseke	RHP	Jr.	Tulsa, Okla. (Jenks HS)
47	Hunter Milligan	LHP	Fr.	Greenbrier, Ark. (Greenbrier HS)
48	Zack Plunkett	C	R-Jr.	Hurst, Texas (TCU)
55	Isaiah Campbell	RHP	R-So.	Olathe, Kan. (Olathe South HS)
57	Cody Scroggins	RHP	R-So.	Bentonville, Ark. (Bentonville HS)
88	Zebulon Vermillion	RHP	Fr.	Prairie Village, Kan. (Shawnee Mission East)
99	Jackson Rutledge	RHP	Fr.	St. Louis, Mo. (Rockwood Summit HS)




## 2018 Results

Date	Result	Opponent	Location
2/16	W, 14-2	Bucknell	Fayetteville
2/17	W, 32-4	Bucknell	Fayetteville
2/18	W, 3-1	Bucknell	Fayetteville
2/21	W, 1-0	vs. Arizona@	San Diego, Calif.
2/23	L, 4-3	vs. Cal Poly^	San Diego, Calif.
2/24	W, 5-2	at San Diego State^	San Diego, Calif.
2/25	L, 7-6	at San Diego^	San Diego, Calif.
2/28	W, 18-1	Dayton	Fayetteville
3/1	W, 11-0	Dayton	Fayetteville
3/2	W, 4-0	USC	Fayetteville
3/3	L, 3-1	USC	Fayetteville
3/4	W, 7-6 (8)	USC	Fayetteville
3/9	W, 7-2	Kent State-1	Fayetteville
3/9	L, 10-4	Kent State-2	Fayetteville
3/11	W, 11-4	Kent State	Fayetteville
3/13	W, 13-4	Texas	Fayetteville
3/14	W, 7-5	Texas	Fayetteville
3/16	W, 9-4	#4 Kentucky*	Fayetteville
3/17	W, 14-2	#4 Kentucky-1*	Fayetteville
3/17	W, 16-9	#4 Kentucky-2*	Fayetteville
3/21	L, 6-3	at Charlotte	Charlotte, N.C.
3/23	W, 6-3	at #2 Florida*	Gainesville, Fla.
3/24	L, 17-2	at #2 Florida*	Gainesville, Fla.
3/25	L, 5-4	at #2 Florida*	Gainesville, Fla.
3/27	W, 8-7	at Memphis-	Memphis, Tenn.
3/29	W, 6-4	at #4 Ole Miss*	Oxford, Miss.
3/30	L, 5-4	at #4 Ole Miss*	Oxford, Miss.
3/31	L, 11-10	at #4 Ole Miss*	Oxford, Miss.
4/3	W, 10-9 (10)	ULM	Fayetteville
4/4	W, 4-0	ULM	Fayetteville
4/6	W, 3-1	#13 Auburn*	Fayetteville
4/7	W, 13-2	#13 Auburn*	Fayetteville
4/8	W, 5-4	#13 Auburn*	Fayetteville
4/10	W, 7-6	Grambling State&	North Little Rock, Ark.
4/12	L, 3-2	South Carolina*	Fayetteville
4/14	W, 2-0	South Carolina-1*	Fayetteville
4/14	W, 3-0	South Carolina-2*	Fayetteville
4/17	W, 11-7	Missouri State	Fayetteville
4/20	L, 6-5	at Mississippi State*	Starkville, Miss.
4/21	L, 5-3	at Mississippi State-1*	Starkville, Miss.
4/21	L, 7-5	at Mississippi State-2*	Starkville, Miss.
4/24	W, 5-1	#4 Texas Tech	Fayetteville
4/27	W, 7-3	Alabama*	Fayetteville
4/28	W, 7-4	Alabama*	Fayetteville
4/29	W, 9-7	Alabama*	Fayetteville
5/4	W, 5-4	at LSU*	Baton Rouge, La.
5/5	L, 6-4	at LSU*	Baton Rouge, La.
5/6	L, 7-5	at LSU*	Baton Rouge, La.
5/11	W, 9-3	#21 Texas A&M*	Fayetteville
5/12	W, 3-1	#21 Texas A&M*	Fayetteville
5/13	W, 6-3	#21 Texas A&M*	Fayetteville
5/17	W, 8-6	at #13 Georgia*	Athens, Ga.
5/18	L, 8-7 (10)	at #13 Georgia*	Athens, Ga.
5/19	L, 3-2	at #13 Georgia*	Athens, Ga.
5/23	W, 13-8	vs. South Carolina\$	Hoover, Ala.
5/25	W, 8-2	vs. Florida\$	Hoover, Ala.
5/26	L, 2-1	vs. LSU\$	Hoover, Ala.
6/1	W, 10-2	Oral Roberts!	Fayetteville
6/2	W, 10-2	Southern Miss!	Fayetteville
6/3	W, 4-3	Dallas Baptist!	Fayetteville
6/9	W, 9-3	South Carolina%	Fayetteville
6/10	L, 8-5	South Carolina%	Fayetteville
6/11	W, 14-4	South Carolina%	Fayetteville
6/17	W, 11-5	Texas+	Omaha, Neb.
6/20	W, 7-4	Texas Tech+	Omaha, Neb.
6/22	W, 5-2	Florida+	Omaha, Neb.
6/26	W, 4-1	Oregon State+	Omaha, Neb.
6/27	L, 5-3	Oregon State+	Omaha, Neb.
6/28	L, 5-0	Oregon State+	Omaha, Neb.

@ - Tony Gwynn Stadium; ^ - Tony Gwynn Legacy Tournament; \* - SEC opponent; ~ - AutoZone Park; & - Dickey-Stephens Park; \$ - SEC Tournament; ! - NCAA Fayetteville Regional; % - NCAA Fayetteville Super Regional; + - College World Series





## HOGS MAKE BACK-TO-BACK TRIPS TO OMAHA FOR FIRST TIME

**Overall Record:** 46-20 | **SEC Record:** 20-10

**SEC Finish:** T-2nd Overall/T-1st in Western Division

**SEC Tournament Finish:** T-5th

**College World Series Finish:** T-7th

**CWS All-Tournament Selections:** None

**All-America Selections:** Isaiah Campbell, RHP; Matt Cronin, RHP; Jack Kenley, INF; Connor Noland, RHP (Freshman)

**All-SEC Selections:** Trevor Ezell, 1B; Casey Martin, SS; Dominic Fletcher, OF; Heston Kjerstad, OF; Matt Goodheart, DH/UT; Matt Cronin, RP; Patrick Wicklander, SP (Freshman); Connor Noland, SP (Freshman); Christian Franklin, OF (Freshman); Trevor Ezell, 1B (Defense); Dominic Fletcher, OF (Defense).

**All-SEC Tournament Selections:** Matt Goodheart, DH

## 2019 Roster

**Head Coach:** Dave Van Horn

**Assistant Coaches:** Nate Thompson, Matt Hobbs, Taylor Smart

No.	Name	Pos.	Yr.	Hometown (Last School)
3	Zack Gregory	INF	Fr.	Keller, Texas (Timber Creek HS)
4	Trevor Ezell	INF	R-Sr.	Bryant, Ark. (SE Missouri State)
5	Jacob Nesbit	INF	R-Fr.	Coppell, Texas (Coppell HS)
7	Jack Kenley	INF	Jr.	Germantown, Tenn. (Houston HS)
8	Jordan McFarland	INF	Jr.	Waterloo, Ill. (Waterloo HS)
10	Matt Goodheart	INF/OF	So.	Magnolia, Ark. (San Jacinto CC)
12	Casey Opitz	C/INF	So.	Centennial, Colo. (Heritage HS)
13	Connor Noland	RHP	Fr.	Greenwood, Ark. (Greenwood HS)
14	Caleb Denny	INF	Fr.	Owasso, Okla. (Owasso HS)
15	Casey Martin	INF	So.	Lonoke, Ark. (Lonoke HS)
16	Andrew Stanley	C	Fr.	Searcy, Ark. (IMG Academy)
17	Trey Harris	OF	Fr.	Little Rock, Ark. (LR Christian Academy)
18	Heston Kjerstad	OF	So.	Amarillo, Texas (Randall HS)
19	Coby Boulware	INF	So.	Anthem, Ariz. (TCU)
20	Elijah Trest	RHP	Fr.	White Oak, Texas (White Oak HS)
21	Jacob Burton	RHP	Fr.	Diana, Texas (New Diana HS)
22	Curtis Washington Jr.	OF/INF	Fr.	West Memphis, Ark. (Academies of West Memphis HS)
24	Dominic Fletcher	OF	Jr.	Cypress, Calif. (Cypress HS)
25	Christian Franklin	OF	Fr.	Overland Park, Kan. (Rockhurst HS)
26	Travis Hester	RHP	Fr.	College Station, Texas (College Station HS)
27	Dillon Lifrieri	OF/INF	Fr.	Wilton, Ct. (Wilton HS)
28	Kole Ramage	RHP	So.	Southlake, Texas (Southlake Carroll HS)
29	Angus Denton	RHP	R-So.	Beebe, Ark. (Beebe HS)
31	Caleb Bolden	RHP	So.	Texarkana, Texas (Pleasant Grove HS)
32	Matt Cronin	LHP	Jr.	Navarre, Fla. (Navarre HS)
33	Patrick Wicklander	LHP	Fr.	San Jose, Calif. (Valley Christian HS)
34	Steven Sanchez	LHP	Fr.	Mundelein, Ill. (Mundelein HS)
35	Jacob Kostyshock	RHP	Jr.	O'Fallon, Mo. (Francis Howell HS)
37	Caden Monke	LHP	Fr.	Mt. Olive, Ill. (Mt. Olive HS)
39	Evan Taylor	LHP	Fr.	Florence, Ala. (Florence HS)
44	Collin Taylor	RHP	R-So.	Florence, Ala. (Walters State CC)
45	Kevin Koppes	RHP	R-Jr.	Sugar Land, Texas (George Ranch HS)
46	Carter Sells	RHP	Fr.	Brentwood, Tenn. (Ravenwood HS)
48	Zack Plunkett	C	R-Jr.	Hurst, Texas (TCU)
49	Liam Henry	LHP	Fr.	Kansas City, Mo. (Park Hill HS)
54	Will Barker	RHP	Fr.	Sherwood, Ark. (Pulaski Academy)
55	Isaiah Campbell	RHP	R-Jr.	Olathe, Kan. (Olathe South HS)
57	Cody Scroggins	RHP	R-Jr.	Bentonville, Ark. (Bentonville HS)
88	Zebulon Vermillion	RHP	So.	Prairie Village, Kan. (Shawnee Mission East)



## 2019 Results

Date	Result	Opponent	Location
2/16	W, 15-7	Eastern Illinois-1	Fayetteville
2/16	W, 12-3	Eastern Illinois-2	Fayetteville
2/17	W, 3-2	Eastern Illinois	Fayetteville
2/21	W, 6-3	at USC	Los Angeles, Calif.
2/22	W, 8-6	at USC	Los Angeles, Calif.
2/23	WL, 6-4 (10)	at USC	Los Angeles, Calif.
2/27	W, 10-3	Memphis	Fayetteville
3/1	W, 3-1	Stony Brook-1	Fayetteville
3/1	W, 4-3	Stony Brook-2	Fayetteville
3/2	W, 15-7	Stony Brook	Fayetteville
3/6	W, 9-2	Charlotte	Fayetteville
3/8	W, 4-2	Louisiana Tech	Fayetteville
3/9	L, 12-7	Louisiana Tech	Fayetteville
3/10	W, 11-0	Louisiana Tech	Fayetteville
3/12	W, 8-0	Western Illinois	Fayetteville
3/13	W, 11-1 (8)	Western Illinois	Fayetteville
3/15	W, 2-0	Missouri*	Fayetteville
3/16	W, 4-3	Missouri*	Fayetteville
3/17	W, 3-2	Missouri*	Fayetteville
3/19	W, 11-4	at #9 Texas	Austin, Texas
3/20	L, 7-6	at #9 Texas	Austin, Texas
3/22	W, 12-3	at Alabama*	Tuscaloosa, Ala.
3/23	L, 10-0	at Alabama*	Tuscaloosa, Ala.
3/24	W, 10-2	at Alabama*	Tuscaloosa, Ala.
3/26	W, 8-2	at Missouri State	Springfield, Mo.
3/29	W, 5-3	#21 Ole Miss*	Fayetteville
3/30	L, 4-3	#21 Ole Miss*	Fayetteville
3/31	L, 10-5	#21 Ole Miss*	Fayetteville
4/2	L, 17-7	Little Rock	Fayetteville
4/5	L, 6-3	at #15 Auburn-1*	Auburn, Ala.
4/5	W, 9-6 (15)	at #15 Auburn-2*	Auburn, Ala.
4/6	W, 8-0	at #15 Auburn*	Auburn, Ala.
4/9	W, 15-8	Oral Roberts	Fayetteville
4/12	L, 3-2	at #6 Vanderbilt*	Nashville, Tenn.
4/13	L, 12-2	at #6 Vanderbilt*	Nashville, Tenn.
4/14	W, 14-12	at #6 Vanderbilt*	Nashville, Tenn.
4/16	W, 16-4 (7)	Arkansas-Pine Bluff	Fayetteville
4/18	W, 5-3	#2 Mississippi State*	Fayetteville
4/19	W, 12-5	#2 Mississippi State*	Fayetteville
4/20	W, 10-2	#2 Mississippi State*	Fayetteville
4/23	W, 19-2	Northwestern State	Fayetteville
4/24	L, 10-7	Northwestern State	Fayetteville
4/26	W, 11-9	#18 Tennessee*	Fayetteville
4/27	W, 15-3	#18 Tennessee*	Fayetteville
4/28	W, 4-3 (10)	#18 Tennessee*	Fayetteville
4/30	W, 17-3	Grambling State&	North Little Rock, Ark.
5/3	W, 5-2	at Kentucky*	Lexington, Ky.
5/5	W, 9-1	at Kentucky-1*	Lexington, Ky.
5/5	L, 4-3	at Kentucky-2*	Lexington, Ky.
5/9	W, 14-4	#15 LSU*	Fayetteville
5/10	W, 11-6	#15 LSU*	Fayetteville
5/11	L, 3-2	#15 LSU*	Fayetteville
5/16	W, 7-3	at #17 Texas A&M*	College Station, Texas
5/17	L, 6-2	at #17 Texas A&M*	College Station, Texas
5/18	L, 6-1	at #17 Texas A&M*	College Station, Texas
5/22	W, 5-3	vs. Ole Miss\$	Hoover, Ala.
5/23	L, 3-1	vs. Georgia\$	Hoover, Ala.
5/24	L, 3-2	vs. Ole Miss\$	Hoover, Ala.
5/31	W, 11-5	Central Connecticut State!	Fayetteville
6/1	W, 3-1	TCU!	Fayetteville
6/2	W, 6-0	TCU!	Fayetteville
6/8	W, 11-2	Ole Miss%	Fayetteville
6/9	L, 13-5	Ole Miss%	Fayetteville
6/10	W, 14-1	Ole Miss%	Fayetteville
6/15	L, 1-0	Florida State+	Omaha, Neb.
6/17	L, 5-4	Texas Tech+	Omaha, Neb.

\* - SEC opponent; & - Dickey-Stephens Park; \$ - SEC Tournament; ! - NCAA Fayetteville Regional; % - NCAA Fayetteville Super Regional; + - College World Series



# || 2022 COLLEGE WORLD SERIES



## HOGS MAKE THIRD CWS TRIP IN LAST FOUR POSTSEASONS

**Overall Record:** 46-21 | **SEC Record:** 18-12

**SEC Finish:** 3rd Overall/2nd in Western Division

**SEC Tournament Finish:** T-7th

**College World Series Finish:** T-3rd

**All-America Selections:** Hagen Smith, LHP (Freshman); Brady Tygart, RHP (Freshman)

**Gold Glove Award:** Robert Moore, 2B

**CWS All-Tournament Selections:** Michael Turner, C

**All-SEC Selections:** Robert Moore, INF (Defense); Connor Noland, INF (Defense); Hagen Smith, LHP (Freshman); Brady Tygart, LHP (Freshman)

**All-SEC Tournament Selections:** None

## 2022 Roster

**Head Coach:** Dave Van Horn

**Assistant Coaches:** Nate Thompson, Matt Hobbs, Bobby Wernes

No.	Name	Pos.	Yr.	Hometown (Last School)
1	Robert Moore	INF	Jr.	Leawood, Kan. (Shawnee Mission East HS)
2	Jalen Battles	INF	Sr.	San Antonio, Texas (McLennan CC)
3	Zack Gregory	OF	R-Jr.	Keller, Texas (Timber Creek HS)
4	Jude Putz	INF	Fr.	Loch Lloyd, Mo. (Bishop Miege HS)
5	Kendall Diggs	INF	Fr.	Olathe, Kan. (Saint Thomas Aquinas HS)
7	Cayden Wallace	INF/OF	So.	Greenbrier, Ark. (Greenbrier HS)
8	Jace Bohrofen	OF	So.	Oklahoma City, Okla. (Oklahoma)
9	Drake Varnado	INF/OF	Fr.	Port Neches, Texas (IMG Academy)
10	Peyton Stovall	INF	Fr.	Haughton, La. (Haughton HS)
12	Michael Turner	C/INF	Grad.	Warren, Ohio (Kent State)
13	Connor Noland	RHP	Sr.	Greenwood, Ark. (Greenwood HS)
15	Dylan Leach	C	So.	Carthage, Texas (Carthage HS)
17	Brady Slavens	INF/OF	Sr.	Olathe, Kan. (Johnson County CC)
18	Chris Lanzilli	OF	Grad.	Stoneham, Mass. (Wake Forest)
20	Elijah Trest	RHP	Sr.	White Oak, Texas (White Oak HS)
22	Jaxon Wiggins	RHP	So.	Roland, Okla. (Roland HS)
24	Braydon Webb	OF	Grad.	McKinney, Texas (Grayson CC)
25	Brady Tygart	RHP	Fr.	Hernando, Miss. (Lewisburg HS)
27	Nick Moten	RHP	Fr.	Florissant, Mo. (Westminster Christian Academy)
28	Kole Ramage	RHP	R-Sr.	Southlake, Texas (Southlake Carroll HS)
29	Austin Ledbetter	RHP	Fr.	Bryant, Ark. (Bryant HS)
31	Dylan Carter	RHP	Jr.	Bentonville, Ark. (Crowder College)
32	Zack Morris	LHP	Jr.	Cabot, Ark. (Cabot HS)
33	Hagen Smith	LHP	Fr.	Bullard, Texas (Bullard HS)
34	Nick Griffin	LHP	R-Fr.	Monticello, Ark. (Monticello HS)
35	Vincent Trapani	RHP	Fr.	Eau Claire, Wisc. (Eau Claire Memorial HS)
36	Peyton Palette	RHP	Jr.	Benton, Ark. (Benton HS)
37	Jake Faherty	RHP	Fr.	Georgetown, Ky. (Great Crossing HS)
38	Mark Adamiak	RHP	R-So.	Shawnee, Kan. (Shawnee Mission Northwest HS)
39	Evan Taylor	LHP	Sr.	Florence, Ala. (Florence HS)
41	Will McEntire	RHP	R-So.	Bryant, Ark. (Bryant HS)
43	Miller Pleimann	RHP	R-Jr.	Fayetteville, Ark. (Wichita State)
44	Max Soliz Jr.	C/OF	Fr.	Madison, Ala. (Bob Jones HS)
46	Tyler Cacciatori	RHP	R-Fr.	Sheridan, Ark. (Sheridan HS)
48	Heston Tole	RHP	So.	Wichita Falls, Texas (IMG Academy)
50	Matthew Magre	LHP	So.	Fayetteville, Ark. (Fayetteville HS)
55	Gabriel Starks	RHP	So.	Pine Bluff, Ark. (Watson Chapel HS)
58	Evan Gray	RHP	R-So.	Swansea, Ill. (Belleville East HS)
59	Issac Bracken	RHP	Grad.	Berthoud, Colo. (Northern Colorado)
88	Zebulon Vermillion	RHP	R-Sr.	Prairie Village, Kan. (Shawnee Mission East HS)



## 2022 Results

Date	Result	Opponent	Location
2/18	L, 3-2	Illinois State	Fayetteville
2/19	W, 5-1	Illinois State	Fayetteville
2/20	W, 4-2	Illinois State	Fayetteville
2/25	W, 5-2	vs. Indiana^	Round Rock, Texas
2/27	L, 5-0	vs. #6 Stanford^	Round Rock, Texas
2/27	W, 6-5	vs. Louisiana^	Round Rock, Texas
3/2	W, 15-3	Omaha	Fayetteville
3/4	L, 7-3	Southeastern	Fayetteville
3/5	W, 4-2	Southeastern-1	Fayetteville
3/5	W, 11-1 (8)	Southeastern-2	Fayetteville
3/10	W, 12-3	UIC-1	Fayetteville
3/10	W, 5-4	UIC-2	Fayetteville
3/12	W, 10-1	UIC	Fayetteville
3/13	W, 10-8	UIC	Fayetteville
3/15	W, 14-1 (8)	Grambling	Fayetteville
3/16	W, 13-3 (8)	Grambling	Fayetteville
3/18	W, 6-2	Kentucky*	Fayetteville
3/19	W, 9-3	Kentucky*	Fayetteville
3/20	W, 3-1	Kentucky*	Fayetteville
3/25	W, 7-4	at Missouri*	Columbia, Mo.
3/26	L, 7-5	at Missouri*	Columbia, Mo.
3/27	W, 6-4	at Missouri*	Columbia, Mo.
3/29	W, 16-8	Little Rock	Fayetteville
4/1	W, 8-1	Mississippi State*	Fayetteville
4/2	W, 12-5	Mississippi State*	Fayetteville
4/3	L, 5-3 (12)	Mississippi State*	Fayetteville
4/5	W, 21-9	UCA	Fayetteville
4/7	W, 8-1	at Florida*	Gainesville, Fla.
4/8	L, 7-2	at Florida*	Gainesville, Fla.
4/9	L, 9-7	at Florida*	Gainesville, Fla.
4/12	W, 15-0 (7)	UAPB-1	Fayetteville
4/12	W, 6-0 (7)	UAPB-2	Fayetteville
4/14	W, 5-4	#15 LSU*	Fayetteville
4/15	W, 5-0	#15 LSU*	Fayetteville
4/16	W, 6-2	#15 LSU*	Fayetteville
4/19	W, 10-1	Arkansas State	Fayetteville
4/20	W, 10-3	Arkansas State	Fayetteville
4/22	L, 2-1	at Texas A&M*	College Station, Texas
4/23	W, 3-1	at Texas A&M*	College Station, Texas
4/24	L, 11-10	at Texas A&M*	College Station, Texas
4/26	W, 2-1 (10)	vs. UCA@	North Little Rock, Ark.
4/29	L, 4-2	Ole Miss*	Fayetteville
4/30	W, 6-3	Ole Miss*	Fayetteville
5/1	W, 4-3	Ole Miss*	Fayetteville
5/3	L, 6-4	Missouri State	Fayetteville
5/6	W, 11-8	at #19 Auburn*	Auburn, Ala.
5/7	L, 5-3	at #19 Auburn*	Auburn, Ala.
5/8	W, 7-4	at #19 Auburn*	Auburn, Ala.
5/13	L, 9-6 (10)	#24 Vanderbilt*	Fayetteville
5/14	W, 11-6	#24 Vanderbilt*	Fayetteville
5/15	L, 5-0 (7)	#24 Vanderbilt*	Fayetteville
5/19	W, 7-3	at Alabama*	Tuscaloosa, Ala.
5/20	L, 8-6	at Alabama*	Tuscaloosa, Ala.
5/21	L, 18-5	at Alabama*	Tuscaloosa, Ala.
5/25	L, 4-3	vs. Alabama\$	Hoover, Ala.
5/27	L, 7-5	vs. Florida\$	Hoover, Ala.
6/3	W, 7-1	vs. GCU!	Stillwater, Okla.
6/4	W, 20-12	at #6 Oklahoma State!	Stillwater, Okla.
6/5	L, 14-10 (10)	at #6 Oklahoma State!	Stillwater, Okla.
6/6	W, 7-3	at #6 Oklahoma State!	Stillwater, Okla.
6/11	W, 4-1	at #11 North Carolina+	Chapel Hill, N.C.
6/12	W, 4-3	at #11 North Carolina+	Chapel Hill, N.C.
6/18	W, 17-2	vs. #2 Stanford%	Omaha, Neb.
6/20	L, 13-5	vs. Ole Miss%	Omaha, Neb.
6/21	W, 11-1	vs. #25 Auburn%	Omaha, Neb.
6/22	W, 3-2	vs. Ole Miss%	Omaha, Neb.
6/23	L, 2-0	vs. Ole Miss%	Omaha, Neb.

^ - Karbach Round Rock Classic; \* - SEC opponent; @ - Dickey-Stephens Park; \$ - SEC Tournament; ! - NCAA Fayetteville Regional; + - NCAA Fayetteville Super Regional; % - College World Series





## LOADED RAZORBACKS PUNCH TICKET TO OMAHA FOR 12TH TIME

**Overall Record:** 50-15 | **SEC Record:** 20-10

**SEC Finish:** 2nd

**SEC Tournament Finish:** T-5th

**College World Series Finish:** T-3rd

**Golden Spikes Award:** Wehiwa Aloy, INF

**All-America Selections:** Kuhio Aloy, OF; Wehiwa Aloy, INF; Charles Davalan, OF; Zach Root, LHP

**CWS All-Tournament Selections:** Justin Thomas Jr., OF; Gage Wood, RHP

**SEC Player of the Year:** Wehiwa Aloy, INF

**All-SEC Selections:** Kuhio Aloy, DH/UT; Wehiwa Aloy, INF; Charles Davalan, OF; Camden Kozeal, INF; Zach Root, LHP

**All-SEC Tournament Selections:** None

## 2025 Roster

**Head Coach:** Dave Van Horn

**Assistant Coaches:** Nate Thompson, Matt Hobbs, Bobby Wernes, Hudson Polk

No.	Name	Pos.	Yr.	Hometown (Last School)
1	Rocco Peppi	INF/OF	R-Sr.	Huntington Beach, Calif. (Fresno State)
3	Nolan Souza	INF	So.	Honolulu, Hawai'i (Punahou School)
4	Justin Thomas Jr.	OF	Jr.	Savannah, Ga. (Florida SouthWestern State)
5	Kendall Diggs	OF	Sr.	Olathe, Kan. (Saint Thomas Aquinas HS)
6	Gabe Fraser	INF	Fr.	Huntington Beach, Calif. (Orange Lutheran HS)
8	Camden Kozeal	INF	So.	Omaha, Neb. (Vanderbilt)
9	Wehiwa Aloy	INF	Jr.	Wailuku, Hawai'i (Sacramento State)
10	Brent Iredale	INF	Jr.	Sydney, Australia (New Mexico JC)
12	Elliott Peterson	C	Jr.	Omaha, Neb. (Southeast CC)
13	Steele Eaves	RHP	Fr.	Lonoke, Ark. (Lonoke HS)
14	Gage Wood	RHP	Jr.	Batesville, Ark. (Batesville HS)
16	Aiden Jimenez	RHP	R-So.	Elk Grove, Calif. (Oregon State)
17	Zane Becker	C	Fr.	Flower Mound, Texas (Flower Mound HS)
18	Reese Robinett	INF	R-So.	Kennett, Mo. (Kennett HS)
19	Carson Willis	C	Fr.	Rogers, Ark. (P27 Academy)
20	Gabe Gaekle	RHP	So.	Aptos, Calif. (Aptos HS)
21	Brenton Clark	OF	Fr.	Texarkana, Texas (Pleasant Grove HS)
22	Logan Maxwell	OF	Sr.	Lima, Ohio (TCU)
24	Charles Davalan	OF	So.	Montreal, Canada (FGCU)
25	Kuhio Aloy	INF/OF	So.	Wailuku, Hawai'i (BYU)
26	Tate McGuire	RHP	So.	Liberty, Mo. (Liberty North HS)
27	Ryder Helfrick	C	So.	Discovery Bay, Calif. (Clayton Valley Charter HS)
28	Carson Boles	OF	Sr.	Lebanon, Tenn. (Lincoln Memorial)
29	Cole Gibler	LHP	Fr.	Blue Springs, Mo. (Blue Springs HS)
31	Dylan Carter	RHP	R-Sr.	Bentonville, Ark. (Crowder)
32	Hunter Dietz	LHP	R-Fr.	Trinity, Fla. (Calvary Christian HS)
33	Zach Root	LHP	Jr.	Fort Myers, Fla. (East Carolina)
35	Landon Beidelschies	LHP	Jr.	Canfield, Ohio (Ohio State)
36	Parker Coil	LHP	Jr.	Edmond, Okla. (Edmond Memorial HS)
37	Luke Williams	LHP	Fr.	Owasso, Okla. (Owasso HS)
38	Colin Fisher	LHP	So.	Noble, Okla. (Noble HS)
40	Ben Bybee	RHP	Jr.	Overland Park, Kan. (Blue Valley Southwest HS)
41	Will McEntire	RHP	R-Sr.	Bryant, Ark. (Bryant HS)
42	Michael Anderson	INF	Jr.	Havertown, Pa. (Rhode Island)
44	Carson Wiggins	RHP	Fr.	Roland, Okla. (Roland HS)
45	Lance Davis	RHP	Fr.	Jonesboro, Ark. (Valley View HS)
46	Christian Foutch	RHP	Jr.	Littleton, Colo. (Chatfield Senior HS)
48	Cooper Dossett	RHP	Jr.	Springdale, Ark. (Har-Ber HS)
49	Jackson Farrell	LHP	Fr.	Jenks, Okla. (Owasso HS)
50	Tag Andrews	RHP	Fr.	Maumelle, Ark. (Maumelle HS)
52	Tyler Holland	INF/RHP	Fr.	Mission Viejo, Calif. (Mission Viejo HS)
57	Ross Felder	RHP	Fr.	Springdale, Ark. (Har-Ber HS)



## 2025 Results

Date	Result	Opponent	Location
2/14	W, 3-2 (10)	Washington State-1	Fayetteville
2/14	W, 14-2 (7)	Washington State-2	Fayetteville
2/15	W, 5-2	Washington State	Fayetteville
2/17	W, 12-2 (7)	Washington State	Fayetteville
2/21	L, 3-2	vs. Kansas State^	Arlington, Texas
2/22	W, 2-1	vs. #22 TCU^	Arlington, Texas
2/23	W, 8-6	vs. Michigan^	Arlington, Texas
2/25	W, 14-3 (7)	Grambling	Fayetteville
2/28	W, 11-10	Charlotte	Fayetteville
3/1	W, 8-5	Charlotte	Fayetteville
3/2	W, 4-3	Charlotte	Fayetteville
3/4	W, 14-1 (7)	ULM	Fayetteville
3/5	W, 15-3 (7)	ULM	Fayetteville
3/7	W, 20-3 (7)	Portland	Fayetteville
3/8	W, 10-0 (7)	Portland	Fayetteville
3/9	W, 5-3	Portland	Fayetteville
3/11	W, 9-2	UCA	Fayetteville
3/14	L, 10-6	at #13 Ole Miss*	Oxford, Miss.
3/15	W, 12-3	at #13 Ole Miss*	Oxford, Miss.
3/16	W, 12-9	at #13 Ole Miss*	Oxford, Miss.
3/18	W, 4-1	Oral Roberts	Fayetteville
3/19	W, 16-0 (7)	Oral Roberts	Fayetteville
3/21	W, 12-2 (7)	South Carolina*	Fayetteville
3/22	W, 12-3	South Carolina*	Fayetteville
3/23	W, 11-4	South Carolina*	Fayetteville
3/25	L, 14-13 (10)	Missouri State	Fayetteville
3/28	W, 9-0	at #14 Vanderbilt*	Nashville, Tenn.
3/29	W, 6-4 (10)	at #14 Vanderbilt*	Nashville, Tenn.
3/30	W, 7-3	at #14 Vanderbilt*	Nashville, Tenn.
4/1	W, 7-4	vs. Grambling@	N. Little Rock, Ark.
4/5	W, 21-3 (7)	Missouri*	Fayetteville
4/6	W, 14-4 (7)	Missouri-1*	Fayetteville
4/6	W, 16-2 (7)	Missouri-2*	Fayetteville
4/8	W, 7-3	Arkansas State	Fayetteville
4/11	W, 13-3	at #7 Georgia*	Athens, Ga.
4/12	L, 7-6	at #7 Georgia*	Athens, Ga.
4/13	L, 7-6 (12)	at #7 Georgia*	Athens, Ga.
4/15	W, 13-3 (8)	UAPB	Fayetteville
4/17	L, 7-4	Texas A&M*	Fayetteville
4/18	W, 11-5	Texas A&M-1*	Fayetteville
4/18	L, 9-2	Texas A&M-2*	Fayetteville
4/22	W, 10-0 (7)	Little Rock	Fayetteville
4/23	W, 4-0	Little Rock	Fayetteville
4/25	L, 6-4	at Florida*	Gainesville, Fla.
4/26	W, 7-0	at Florida*	Gainesville, Fla.
4/27	L, 9-5	at Florida*	Gainesville, Fla.
5/1	W, 9-0	#1 Texas*	Fayetteville
5/2	W, 6-1	#1 Texas*	Fayetteville
5/3	W, 13-8	#1 Texas*	Fayetteville
5/9	L, 5-4 (10)	at #3 LSU*	Baton Rouge, La.
5/10	L, 13-3 (7)	at #3 LSU*	Baton Rouge, La.
5/11	W, 7-4	at #3 LSU*	Baton Rouge, La.
5/15	L, 10-7	#17 Tennessee*	Fayetteville
5/16	W, 8-6	#17 Tennessee*	Fayetteville
5/17	W, 8-4	#17 Tennessee*	Fayetteville
5/22	L, 5-2	vs. #17 Ole Miss\$	Hoover, Ala.
5/30	W, 6-2	North Dakota State!	Fayetteville
5/31	W, 12-1	Creighton!	Fayetteville
6/1	W, 8-3	Creighton!	Fayetteville
6/7	W, 4-3	#16 Tennessee+	Fayetteville
6/8	W, 11-4	#16 Tennessee+	Fayetteville
6/14	L, 4-1	vs. #3 LSU%	Omaha, Neb.
6/16	W, 4-0	vs. Murray State%	Omaha, Neb.
6/17	W, 7-3	vs. #13 UCLA%	Omaha, Neb.
6/18	L, 6-5	vs. #3 LSU%	Omaha, Neb.

^ - Amegy Bank College Baseball Series; \* - SEC opponent; @ - CHI St. Vincent Field at Dickey-Stephens Park;  
\$ - SEC Tournament; ! - NCAA Fayetteville Regional; + - NCAA Fayetteville Super Regional; % - College World Series

## NCAA Tournament (110-81, .576)

Regional Record:	72-47 (.605)
Super Regional Record:	18-10 (.643)
CWS Record:	20-24 (.455)

## 2025 College World Series (2-2)

Charles Schwab Field Omaha • Omaha, Neb.	
LSU	L 4-1
Murray State	W 3-0
UCLA	W 7-3
LSU	L 6-5

## 2025 Fayetteville Super Regional (2-0)

Baum-Walker Stadium • Fayetteville, Ark.	
Tennessee	W 4-3
Tennessee	W 11-4

## 2025 Fayetteville Regional (3-0)

Baum-Walker Stadium • Fayetteville, Ark.	
North Dakota State	W 6-2
Creighton	W 12-1
Creighton	W 8-3

## 2024 Fayetteville Regional (1-2)

Baum-Walker Stadium • Fayetteville, Ark.	
SEMO	W 17-9
Kansas State	L 7-6
SEMO	L 6-3

## 2023 Fayetteville Regional (2-2)

Baum-Walker Stadium • Fayetteville, Ark.	
Santa Clara	W 13-6
TCU	L 20-5
Santa Clara	W 6-4
TCU	L 12-4

## 2022 College World Series (3-2)

Charles Schwab Field Omaha • Omaha, Neb.	
Stanford	W 17-2
Ole Miss	L 13-5
Auburn	W 11-1
Ole Miss	W 3-2
Ole Miss	L 2-0

## 2022 Chapel Hill Super Regional (2-0)

Boshamer Stadium • Chapel Hill, N.C.	
North Carolina	W 4-1
North Carolina	W 4-3

## 2022 Stillwater Regional (3-1)

O'Brate Stadium • Stillwater, Okla.	
Grand Canyon	W 7-1
Oklahoma State	W 20-12
Oklahoma State	L 14-10
Oklahoma State	W 7-3

## 2021 Fayetteville Super Regional (1-2)

Baum-Walker Stadium • Fayetteville, Ark.	
NC State	W 21-2
NC State	L 6-5
NC State	L 3-2

## 2021 Fayetteville Regional (3-1)

Baum-Walker Stadium • Fayetteville, Ark.	
NJIT	W 13-8
Nebraska	W 5-1
Nebraska	L 5-3
Nebraska	W 6-2

## 2019 College World Series (0-2)

TD Ameritrade Park • Omaha, Neb.	
Florida State	L 1-0
Texas Tech	L 5-4

## 2019 Fayetteville Super Regional (2-1)

Baum-Walker Stadium • Fayetteville, Ark.	
Ole Miss	W 11-2
Ole Miss	L 13-5
Ole Miss	W 14-1

## 2019 Fayetteville Regional (3-0)

Baum-Walker Stadium • Fayetteville, Ark.	
Central Connecticut St.	W 11-5
TCU	W 3-1
TCU	W 6-0

## 2018 College World Series (4-2)

TD Ameritrade Park • Omaha, Neb.	
Texas	W 11-5
Texas Tech	W 7-4
Florida	W 5-2
Oregon State	W 4-1
Oregon State	L 5-3
Oregon State	L 5-0

## 2018 Fayetteville Super Regional (2-1)

Baum Stadium • Fayetteville, Ark.	
South Carolina	W 9-3
South Carolina	L 8-5
South Carolina	W 14-4

## 2018 Fayetteville Regional (3-0)

Baum Stadium • Fayetteville, Ark.	
Oral Roberts	W 10-2
Southern Miss	W 10-2
Dallas Baptist	W 4-3

## 2017 Fayetteville Regional (3-2)

Baum Stadium • Fayetteville, Ark.	
Oral Roberts	W 3-0
Missouri State	L 5-4
Oral Roberts	W 4-3
Missouri State	W 11-10
Missouri State	L 3-2

## 2015 College World Series (0-2)

TD Ameritrade Park • Omaha, Neb.	
Virginia	L 5-3
Miami (Fla.)	L 4-3

## 2015 Fayetteville Super Regional (2-1)

Baum Stadium • Fayetteville, Ark.	
Missouri State	W 18-4
Missouri State	L 3-1
Missouri State	W 3-2

## 2015 Stillwater Regional (3-0)

Allie P. Reynolds Stadium • Stillwater, Okla.	
Oral Roberts	W 8-6
Oklahoma State	W 7-5
St. John's	W 4-3

## 2014 Charlottesville Regional (2-2)

Davenport Field • Charlottesville, Va.	
Liberty	W 3-2
Virginia	L 3-0
Bucknell	W 10-0
Virginia	L 9-2

## 2013 Manhattan Regional (2-2)

Tointon Stadium • Manhattan, Kan.	
Bryant	L 4-1
Wichita State	W 3-1
Bryant	W 12-3
Kansas State	L 4-3

## 2012 College World Series (2-2)

T.D. Ameritrade Park • Omaha, Neb.	
Kent State	W 8-1
South Carolina	W 2-1
South Carolina	L 2-0
South Carolina	L 3-2

## 2012 Waco Super Regional (2-1)

Baylor Ballpark • Waco, Texas	
Baylor	L 8-1
Baylor	W 5-4
Baylor	W 1-0 (10)

## 2012 Houston Regional (3-0)

Reckling Park • Houston, Texas	
Sam Houston State	W 5-4
Rice	W 1-0
Sam Houston State	W 5-1

## 2011 Tempe Regional (2-2)


Packard Stadium • Tempe, Ariz.	
Charlotte	L 3-2
New Mexico	W 3-0
Charlotte	W 11-3
Arizona State	L 13-4

## 2010 Tempe Super Regional (0-2)

Packard Stadium • Tempe, Ariz.	
Arizona State	L 7-6 (12)
Arizona State	L 7-5 (12)

## 2010 Fayetteville Regional (3-1)

Baum Stadium • Fayetteville, Ark.	
Grambling State	W 19-7
Washington State	W 6-4
Washington State	L 10-7
Washington State	W 7-2



Brady Slaven's walk-off RBI single gave Arkansas a 4-3 win over North Carolina as the Razorbacks swept the 2022 NCAA Chapel Hill Super Regional to clinch their 11th trip to the College World Series in program history. Arkansas won a game that ended 6 hours and 12 minutes after it began. Two weather delays – between the second and third innings, and during the top of the eighth inning – combined to last 2 hours and 54 minutes in total.



**2009 College World Series (2-2)**

Rosenblatt Stadium • Omaha, Neb.		
Cal State Fullerton	W	10-6
LSU	L	9-1
Virginia	W	4-3 (12)
LSU	L	14-5

**2009 Tallahassee Super Regional (2-0)**

Howser Stadium • Tallahassee, Fla.		
Florida State	W	7-2
Florida State	W	9-8

**2009 Norman Regional (3-0)**

Mitchell Park • Norman, Okla.		
Washington State	W	10-3
Oklahoma	W	17-6
Oklahoma	W	11-0

**2008 Stanford Regional (0-2)**

Klein Field • Palo Alto, Calif.		
Pepperdine	L	4-3
Stanford	L	5-1

**2007 Fayetteville Regional (2-2)**

Baum Stadium • Fayetteville, Ark.		
Albany	W	9-0
Oklahoma State	L	14-3
Creighton	W	6-0
Oklahoma State	L	7-6

**2006 Fayetteville Regional (1-2)**

Baum Stadium • Fayetteville, Ark.		
Oral Roberts	L	4-3 (11)
Princeton	W	6-2
Oklahoma State	L	6-5

**2005 Austin Regional (2-2)**

Disch-Falk Field • Austin, Texas		
Miami (Ohio)	W	9-5
Texas	W	9-2
Texas	L	19-8
Texas	L	5-2

**2004 College World Series (0-2)**

Rosenblatt Stadium • Omaha, Neb.		
Texas	L	13-2
Arizona	L	7-2

**2004 Fayetteville Super Regional (2-0)**

Baum Stadium • Fayetteville, Ark.		
Florida State	W	7-5
Florida State	W	4-2

**2004 Fayetteville Regional (4-1)**

Baum Stadium • Fayetteville, Ark.		
Le Moyne	W	4-1
Wichita State	L	4-3
Missouri	W	10-7
Wichita State	W	11-9
Wichita State	W	4-3

**2003 Austin Regional (1-2)**

Disch-Falk Field • Austin, Texas		
Lamar	L	3-2
Bucknell	W	10-7
Lamar	L	7-6

**2002 Clemson Super Regional (1-2)**

Kingsmore Stadium • Clemson, S.C.		
Clemson	W	9-6
Clemson	L	8-7
Clemson	L	7-4

**2002 Wichita Regional (3-0)**

Eck Stadium • Wichita, Kan.		
Oklahoma	W	8-5
Oral Roberts	W	7-6
Oral Roberts	W	11-6

**1999 Fayetteville Regional (1-2)**

Baum Stadium • Fayetteville, Ark.		
Delaware	W	10-6
SMS	L	9-8 (10)
Clemson	L	12-4

**1998 Midwest Regional (1-2)**

Eck Stadium • Wichita, Kan.		
Arizona State	L	8-4
Wichita State	W	3-2 (11)
Georgia Tech	L	2-0

**1996 Central II Regional (0-2)**

Dan Law Field • Lubbock, Texas		
Oklahoma State	L	6-5
Southern California	L	15-5

**1995 Midwest I Regional (0-2)**

Eck Stadium • Wichita, Kan.		
Stanford	L	10-3
Texas Tech	L	14-10

**1990 Midwest Regional (0-2)**

Eck Stadium • Wichita, Kan.		
Fordham	L	8-5
Wichita State	L	7-6

**1989 College World Series (1-2)**

Rosenblatt Stadium • Omaha, Neb.		
Wichita State	L	3-2
North Carolina	W	7-3
Wichita State	L	8-4

**1989 Northeast Regional (4-1)**

Municipal Stadium • Waterbury, Conn.		
Le Moyne	L	7-5
George Washington	W	8-2
Illinois	W	9-2
Arizona State	W	1-0
Le Moyne	W	6-5

**1988 Midwest Regional (0-2)**

Allie P. Reynolds Stadium • Stillwater, Okla.		
Loyola-Marymount	L	8-3
Oklahoma State	L	13-7

**1987 College World Series (1-2)**

Rosenblatt Stadium • Omaha, Neb.		
Texas	L	13-6
Georgia	W	5-4
LSU	L	5-2

**1987 NCAA South I Regional (4-0)**

Joe W. Davies Stadium • Huntsville, Ala.		
Middle Tenn. State	W	10-7
West Virginia	W	7-2
Clemson	W	6-5 (10)
Clemson	W	4-2

**1986 NCAA Midwest Regional (1-2)**

Allie P. Reynolds Stadium • Stillwater, Okla.		
Oregon State	W	4-3
Stanford	L	2-0
Oregon State	L	1-0

**1985 College World Series (2-2)**

Rosenblatt Stadium • Omaha, Neb.		
South Carolina	W	1-0
Mississippi State	L	5-4
Stanford	W	10-4
Texas	L	8-7

**1985 South II Regional (4-0)**

Seminole Stadium • Tallahassee, Fla.		
Eastern Kentucky	W	20-13
George Mason	W	13-9
Florida State	W	7-6
Georgia Tech	W	7-5

**1983 Midwest Regional (0-2)**

Allie P. Reynolds Stadium • Stillwater, Okla.		
Oral Roberts	L	7-6
Wichita State	L	6-3

**1980 Midwest Regional (1-2)**

J.L. Johnson Stadium • Tulsa, Okla.		
Oral Roberts	W	3-2
Missouri	L	6-0
California	L	7-1

**1979 College World Series (3-2)**


Rosenblatt Stadium • Omaha, Neb.		
Pepperdine	W	5-4
Arizona	W	10-3
Texas	W	9-4
Cal State Fullerton	L	13-10
Cal State Fullerton	L	2-1

**1979 East Regional (4-0)**

Seminole Stadium • Tallahassee, Fla.		
George Washington	W	12-11
Florida	W	9-1
Delaware	W	8-6
Delaware	W	4-3

**1973 NCAA District VI (0-2)**

Arlington Stadium • Arlington, Texas		
Trinity	L	6-0
Texas-Pan American	L	4-2



All-American catcher Ronn Reynolds was a pivotal piece in leading Arkansas to its first College World Series appearance in 1979 and a runner-up finish. Reynolds led the offense by hitting .347 and driving in 42 runs. He was a unanimous All-SWC selection and made the SWC All-Tournament team.



# || CONFERENCE TOURNAMENT HISTORY

## SEC Tournament (40-48)

### 2025 SEC Tournament (0-1)

Hoover Metropolitan Stadium • Hoover, Ala.		
South Carolina	L	5-2

### 2024 SEC Tournament (0-2)

Hoover Metropolitan Stadium • Hoover, Ala.		
South Carolina	L	6-5
Kentucky	L	9-6

### 2023 SEC Tournament (2-1)

Hoover Metropolitan Stadium • Hoover, Ala.		
Texas A&M	W	6-5 (11)
LSU	W	5-4
Texas A&M	L	5-4

### 2022 SEC Tournament (0-2)

Hoover Metropolitan Stadium • Hoover, Ala.		
Alabama	L	4-3
Florida	L	7-5

### 2021 SEC Tournament (4-0)

Hoover Metropolitan Stadium • Hoover, Ala.		
Georgia	W	11-2
Vanderbilt	W	6-4
Ole Miss	W	3-2
Tennessee	W	7-2

### 2019 SEC Tournament (1-2)

Hoover Metropolitan Stadium • Hoover, Ala.		
Ole Miss	W	5-3
Georgia	L	3-1
Ole Miss	L	3-2

### 2018 SEC Tournament (2-1)

Hoover Metropolitan Stadium • Hoover, Ala.		
South Carolina	W	13-8
Florida	W	8-2
LSU	L	2-1

### 2017 SEC Tournament (3-2)

Hoover Metropolitan Stadium • Hoover, Ala.		
Mississippi State	L	4-3
Auburn	W	12-0 (7)
Mississippi State	W	9-2
Florida	W	16-0 (7)
LSU	L	4-2

### 2015 SEC Tournament (2-2)

Hoover Metropolitan Stadium • Hoover, Ala.		
Tennessee	W	2-1
Florida	W	7-6
LSU	L	10-5
Florida	L	10-0

### 2014 SEC Tournament (3-2)

Hoover Metropolitan Stadium • Hoover, Ala.		
Texas A&M	W	4-0
Ole Miss	W	2-1
LSU	L	7-2
Ole Miss	W	8-7
LSU	L	11-1

### 2013 SEC Tournament (2-1)

Hoover Metropolitan Stadium • Hoover, Ala.		
Ole Miss	W	2-1 (10)
LSU	W	4-1
LSU	L	3-1

### 2012 SEC Tournament (0-2)

Regions Park • Hoover, Ala.		
Mississippi State	L	9-1
Ole Miss	L	2-0

### 2011 SEC Tournament (2-2)

Regions Park • Hoover, Ala.		
Alabama	L	7-4
Mississippi State	W	7-2
Alabama	W	4-1
Vanderbilt	L	3-2

### 2010 SEC Tournament (0-2)

Regions Park • Hoover, Ala.		
Vanderbilt	L	2-0
Florida	L	5-4

### 2009 SEC Tournament (2-2)

Regions Park • Hoover, Ala.		
Florida	W	8-5
Georgia	L	2-1
Florida	W	10-7
Vanderbilt	L	11-1

### 2007 SEC Tournament (3-1)

Regions Park • Hoover, Ala.		
Alabama	W	6-0
South Carolina	W	6-0
South Carolina	W	3-2
Vanderbilt	L	7-4

### 2006 SEC Tournament (0-2)

Hoover Metropolitan Stadium • Hoover, Ala.		
Ole Miss	L	9-4
Alabama	L	4-3

### 2005 SEC Tournament (0-2)

Hoover Metropolitan Stadium • Hoover, Ala.		
Florida	L	9-8
Alabama	L	5-4

### 2004 SEC Tournament (2-2)

Hoover Metropolitan Stadium • Hoover, Ala.		
Tennessee	L	8-6
Ole Miss	W	4-3
Tennessee	W	4-1
South Carolina	L	3-2

### 2003 SEC Tournament (0-2)

Hoover Metropolitan Stadium • Hoover, Ala.		
LSU	L	5-4
Ole Miss	L	8-7

### 2002 SEC Tournament (1-2)

Hoover Metropolitan Stadium • Hoover, Ala.		
South Carolina	L	10-1
Auburn	W	8-5
South Carolina	L	6-2

### 1999 SEC Tournament (4-2)

Hoover Metropolitan Stadium • Hoover, Ala.		
Kentucky	W	6-4
Auburn	L	3-2 (11)
LSU	W	9-8
Auburn	W	9-5
Auburn	W	9-6
Alabama	L	9-3

### 1998 SEC Tournament (3-1)

Hoover Metropolitan Stadium • Hoover, Ala.		
LSU	W	8-4
Mississippi State	W	10-3
Mississippi State	W	7-3
Auburn	L	7-5

### 1997 SEC Tournament (0-1)

Golden Park • Columbus, Ga.		
Auburn	L	7-3

### 1996 SEC Tournament (0-1)

Hoover Metropolitan Stadium • Hoover, Ala.		
Kentucky	L	7-5

### 1995 SEC W. Div. Tournament (2-2)

Dudy Noble Field • Starkville, Miss.		
Ole Miss	W	5-2
Alabama	W	5-2
Alabama	L	8-7
LSU	L	7-6

### 1994 SEC W. Div. Tournament (0-2)

Swayze Field • Oxford, Miss.		
Auburn	L	3-1 (17)
LSU	L	5-2



Arkansas defeated Tennessee in the 2021 SEC Tournament championship game to become the fifth team to win both the SEC regular-season title and the conference tournament title since the league went to the current tournament format in 1996.



## 1993 SEC W. Div. Tournament (1-2)

Alex Box Stadium • Baton Rouge, La.		
Mississippi State	W	5-2
Auburn	L	3-1
LSU	L	13-7

## 1992 SEC Tournament (1-2)

Superdome • New Orleans, La.		
South Carolina	W	8-6
LSU	L	8-1
South Carolina	L	9-5

## SWC Tournament (18-25)

### 1990 SWC Tournament (1-2)

Disch-Falk Field • Austin, Texas		
Rice	W	7-5
Texas	L	11-4
Houston	L	7-1

### 1989 SWC Tournament (1-2)

Olsen Field • College Station, Texas		
Texas	L	8-3
Houston	W	5-4
Texas	L	9-1

### 1988 SWC Tournament (0-2)

George Cole Field • Fayetteville, Ark.		
Texas A&M	L	4-3
Texas	L	7-1

### 1987 SWC Tournament (2-2)

Disch-Falk Field • Austin, Texas		
Texas A&M	W	4-3
Texas	L	10-3
Houston	W	14-9
Texas	L	3-2

### 1986 SWC Tournament (0-1)

Olsen Field • College Station, Texas		
Texas A&M	L	4-0

## 1985 SWC Tournament (3-0)

George Cole Field • Fayetteville, Ark.		
Baylor	W	6-4
Texas	W	9-5
Texas	W	10-6

## 1984 SWC Tournament (0-2)

Disch-Falk Field • Austin, Texas		
Texas	L	8-1
Rice	L	8-1

## 1983 SWC Tournament (3-2)

Disch-Falk Field • Austin, Texas		
Houston	W	4-3
Texas	L	9-2
Houston	W	9-7
Texas	W	5-4
Texas	L	14-0

## 1982 SWC Tournament (1-2)

Olsen Field • College Station, Texas		
Houston	W	9-6
Texas	L	8-0
Houston	L	9-8

## 1981 SWC Tournament (2-2)

Disch-Falk Field • Austin, Texas		
Houston	L	7-2
Rice	W	5-4
Houston	W	9-3
Texas	L	11-1

## 1980 SWC Tournament (3-2)

Olsen Field • College Station, Texas		
Texas A&M	W	19-10
Texas	L	6-4
Texas Tech	W	6-5
Texas	W	8-7
Texas	L	9-4

## 1979 SWC Tournament (2-2)

Disch-Falk Field • Austin, Texas		
Baylor	W	6-1
Texas	L	6-2
Texas A&M	W	6-2
Texas	L	12-6

## 1978 SWC Tournament (0-2)

Disch-Falk Field • Austin, Texas		
Baylor	L	1-0
Texas A&M	L	5-0

## 1977 SWC Tournament (0-2)


Disch-Falk Field • Austin, Texas		
Texas A&M	L	5-2
Texas	L	8-1




Outfielder Kevin McReynolds, an All-American and All-SWC player in 1980 and 1981, was a key member of Arkansas' first College World Series team in 1979. He played 12 seasons in the big leagues from 1983-94.




## || ALL-AMERICANS (38)



Tim Lollar  
P/DH - 1978




Ronn Reynolds  
C - 1979




Steve Krueger  
LHP - 1980




Kevin McReynolds  
OF - 1980, 1981



Jeff King  
3B - 1985, 1986



Mike Loggins  
OF - 1985




Ralph Kraus  
OF - 1986




Andy Skeels  
C - 1987




Troy Eklund  
OF - 1989



Greg D'Alexander  
3B - 1990




Phillip Stidham  
RHP - 1990, 1991



Kenderick Moore  
2B - 1996



Ryan Lundquist  
OF - 1997



David Walling  
RHP - 1998, 1999




Charlie Isaacson  
RHP - 1999



Nick Schmidt  
LHP - 2006, 2007



Jess Todd  
RHP - 2007



Zack Cox  
INF - 2010



Brett Eibner  
OF/RHP - 2010



Matt Reynolds  
INF - 2012




Ryne Stanek  
RHP - 2013




Andrew Benintendi  
OF - 2015



Blaine Knight  
RHP - 2018



Carson Shaddy  
INF - 2018




Isaiah Campbell  
RHP - 2019



Matt Cronin  
RHP - 2019



Jack Kenley  
INF - 2019



Heston Kjerstad  
OF - 2020



Christian Franklin  
OF - 2021



Kevin Kopps  
RHP - 2021




Patrick Wicklander  
LHP - 2021



Hagen Smith  
LHP - 2023, 2024



Brady Tygart  
RHP - 2023



Peyton Stovall  
INF - 2024



Kuhio Aloy  
DH - 2025



Wehiwa Aloy  
INF - 2025




Charles Davalan  
OF - 2025




Zach Root  
LHP - 2025




# FRESHMAN ALL-AMERICANS (28) ||




Jeff King  
3B - 1984




Phillip Stidham  
RHP - 1989



Matt Carnes  
RHP - 1995



Matt Erickson  
3B - 1995



Brian Kirby  
OF - 1998



Charlie Isaacson  
RHP - 1999



Jake Dugger  
OF - 2004



Danny Hamblin  
DH - 2004



Nick Schmidt  
LHP - 2005



Shaun Seibert  
RHP - 2005



James Ewing  
2B - 2006



Brett Eibner  
OF/RHP - 2008



Zack Cox  
3B - 2009



Barrett Astin  
RHP - 2011




Dominic Ficociello  
INF - 2011



Nolan Sanburn  
RHP - 2011



Tyler Spoon  
OF - 2013



Keaton McKinney  
RHP - 2015



Dominic Fletcher  
CF - 2017



Heston Kjerstad  
OF - 2018



Casey Martin  
INF - 2018



Connor Noland  
RHP - 2019



Robert Moore  
INF - 2020, 2021



Cayden Wallace  
OF - 2021



Hagen Smith  
LHP - 2022



Brady Tygart  
RHP - 2022



Colin Fisher  
LHP - 2024




Gabe Gaeckle  
RHP - 2024


# A || ALL-SEC (67)




Allen Williams  
INF - 1992 (2nd),  
1994 (2nd)




Ty Bilderback  
OF - 1995 (1st)




Kit Pellow  
DH - 1995 (1st)




Matt Carnes  
RHP - 1996 (2nd),  
1997 (1st)



Matt Erickson  
3B - 1996 (2nd),  
1997 (1st)




Kenderick Moore  
2B - 1996 (1st)



Jeremy Jackson  
OF - 1997 (1st)




Ryan Lundquist  
OF - 1997 (1st),  
1998 (2nd)



David Walling  
RHP - 1998 (1st);  
1999 (2nd)



Charlie Isaacson  
RHP - 1999 (1st)



Rodney Nye  
3B - 1999 (2nd)



Ryan Fox  
OF - 2003 (1st)



Scott Hode  
SS - 2004 (2nd)




Clint Arnold  
OF - 2005 (Fr.)



Nick Schmidt  
LHP - 2005 (Fr.); 2006  
(PotY, 1st); 2007 (1st)



Jake Dugger  
OF - 2006 (2nd)



Dallas Keuchel  
LHP - 2007 (Fr.)



Jess Todd  
RHP - 2007 (1st)



Logan Forsythe  
3B - 2008 (1st)



Zack Cox  
INF - 2010 (1st)




Brett Eibner  
OF/RHP - 2010 (2nd)



Drew Smyly  
LHP - 2010 (2nd)




DJ Baxendale  
RHP - 2011 (2nd)



Dominic Ficociello  
INF - 2011 (Fr., Def.);  
2012 (Def.)




Bo Bigham  
INF - 2012 (2nd)



Matt Reynolds  
INF - 2012 (1st)



Brian Anderson  
OF - 2013 (2nd)



Ryne Stanek  
RHP - 2013 (1st)



Andrew Benintendi  
OF - 2014 (Fr.);  
2015 (PotY, 1st)




Eric Fisher  
1B - 2014 (2nd, Def.)




Jake Wise  
C - 2014 (Def.)



Zach Jackson  
RHP - 2015 (1st)



Keaton McKinney  
RHP - 2015 (Fr.)



Bobby Wernes  
3B - 2015 (Def.)



Jax Biggers  
SS - 2017 (2nd)




Dominic Fletcher  
CF - 2017 (Fr.); 2018  
(Def.); 2019 (2nd, Def.)



Grant Koch  
C - 2017 (1st);  
2018 (Def.)



Eric Cole  
OF - 2018 (2nd)



Heston Kjerstad  
OF - 2018 (2nd, PotY);  
2019 (2nd)



Blaine Knight  
RHP - 2018 (2nd)



Casey Martin  
INF - 2018 (2nd, Fr.);  
2019 (2nd)



Carson Shaddy  
INF - 2018 (1st)




Matt Cronin  
RP - 2019 (2nd)



Trevor Ezell  
1B - 2019 (2nd, Def.)



Christian Franklin  
OF - 2019 (Fr.);  
2021 (2nd, Def.)



Matt Goodheart  
DH/UT - 2019 (2nd);  
2021 (1st)



Connor Noland  
SP - 2019 (Fr.);  
2022 (Def.)




Patrick Wicklander  
SP - 2019 (Fr.);  
2021 (2nd)



Kevin Kopps  
RP - 2021 (PotY, 1st,  
Def.)



Robert Moore  
2B - 2021 (1st, Def.,  
New.); 2022 (Def.)



Peyton Palette  
SP - 2021 (Newcomer)



Cayden Wallace  
OF - 2021 (Fr.)



Hagen Smith  
SP - 2022 (Fr.); 2023 (1st,  
Def.); 2024 (PotY, 1st)



Brady Tygart  
RP - 2022 (Fr.)



Kendall Diggs  
DH/UT - 2023 (2nd)



Tavian Josenberger  
OF - 2023 (Def.)





Gage Wood  
RP - 2023 (Fr.)



Wehiwa Aloy  
SS - 2024 (2nd);  
2025 (PotY, 1st)




Gabe Gaeckle  
RP - 2024 (Fr.)



Peyton Holt  
OF - 2024 (Def.)



Nolan Souza  
INF - 2024 (Fr.)



Jared Sprague-Lott  
3B - 2024 (Def.)



Peyton Stovall  
2B - 2024 (2nd)



Kuhio Aloy  
DH/UT - 2025 (1st)



Charles Davalan  
OF - 2025 (1st)



Camden Kozeal  
1B - 2025 (2nd)



Zach Root  
SP - 2025 (1st)

### All-SWC Selections (42)

Player, Pos.	Year(s)
Marc Brumble, OF	1977
Kevin Campbell, RHP	1984
Bubba Carpenter, 1B/OF	1989-91
Charlie Corbell, RHP	1982
Greg D'Alexander, 3B	1989-90
Billy Dees, 1B	1982-83
Tim Deitz, RHP	1985
Bobby Edwards, RHP	1987-88
Troy Eklund, OF	1988-89
Fred Farwell, RHP	1985
Tony Gilmore, C	1990
Jeff Hemm, C	1978
John Hennell, 1B	1981
Mark Johnson, OF	1990-91
Jeff King, 3B	1985-86
Ralph Kraus, OF	1986
Steve Krueger, LHP	1979-80
Mike Loggins, OF	1984-85
Tim Lollar, LHP/DH	1978
Scott Loseke, OF	1983
Kevin McReynolds, OF	1980-81
Bill Montgomery, OF	1976
Mike Oquist, RHP	1989
Tom Pagnozzi, C	1983
Steve Parker, RHP	1986
Dave Patterson, 1B	1986
Tim Peters, RHP	1987
Kirk Piskor, C/OF	1991
Scott Pose, OF	1989
Johnny Ray, 2B	1978-79
Ronn Reynolds, C	1979
Norm Roberts, OF	1983, 85
Kenny Rogers, 3B	1981
Andy Skeels, C	1987
Phillip Stidham, RHP	1989-91
Mark Swope, RHP	1989-90
Scott Tabor, RHP	1981-82
Tim Thomas, 2B	1990
Dave Van Horn, 2B	1982
Ed Wallace, 1B	1979
Larry Wallace, SS	1979
Doyle Wilson, C	1986

### SWC All-Tournament Selections (28)

Player, Pos.	Year(s)
Marc Brumble, OF	1979
Bubba Carpenter, 1B	1990
Don Carter, OF	1981
Randell Carter, 2B	1980
Charlie Corbell, P	1983
Tim Deitz, P	1985
Fred Farwell, P	1985
Jeff Hemm, C	1977
John Hennell, 1B	1979-81
Jeff Houck, OF	1990
Jeff King, 3B	1984, 1985
Ralph Kraus, OF	1986
Mike Loggins, OF	1985
Scott Loseke, OF	1982, 1983
Kevin McReynolds, OF	1980 (MVP)
Dave Patterson, 1B	1985 (MVP)
Kirk Piskor, OF	1990
Johnny Ray, 2B	1979
Ronn Reynolds, C	1979, 1980
Norm Roberts, OF	1983, 1985
Mike Robinson, OF	1982
Kenny Rogers, 3B	1981
Andy Skeels, C	1987
Scott Tabor, P	1979
Reggie Thomas, DH/OF	1980, 1981
Dave Van Horn, 2B	1982
Larry Wallace, SS	1979
Doyle Wilson, C	1985

### SEC All-Tournament Selections (31)

Player, Pos.	Year(s)
Jalen Battles, SS	2021 (MVP)
Bo Bigham, 2B	2009
Luke Bonfield, OF/DH	2017
Mark Burnett, 2B	1999
Brent Caldwell, C	1998
Matt Carnes, RHP	1995
Cody Clark, C	2002
Casey Coon, OF	2007
Zack Cox, 3B	2009
Jake Dugger, OF	2004
Scott Epps, C	1992
Matt Goodheart, DH/UT	2019
Danny Hamblin, 1B	2007
Joe Jester, SS	1998, 1999
Kevin Kopps, RHP	2021
Casey Martin, 3B	2018
James McCann, C	2011
Kenderick Moore, 1B/OF	1994, 99
Kacey Murphy, LHP	2017
Rodney Nye, 1B	1998, 1999 (MVP)
Nick Pitts, OF	2003
Kyle Robinson, OF	2011
Nick Schmidt, LHP	2007
David Skeels, C	1995
Chad Spanberger, 1B	2017 (MVP)
Tyler Spoon, OF	2013
Ryne Stanek, RHP	2013
Jess Todd, RHP	2007
Ben Tschepikow, SS	2009
Matt Vinson, OF	2013
Jack Welsh, OF	1998

### CWS All-Tournament Selections (14)

Player, Pos.	Year(s)
Marc Brumble, OF	1979
Dominic Fletcher, CF	2018
Jared Gates, 1B	2018
Jeff King, 3B	1985
Heston Kjerstad, LF	2018
Blaine Knight, RHP	2018
Ralph Kraus, OF	1985
Steve Krueger, LHP	1979
Casey Martin, 3B	2018
Kevin McReynolds, OF	1979
Justin Thomas Jr., OF	2025
Michael Turner, C	2022
Larry Wallace, SS	1979
Gage Wood, RHP	2025


### College Baseball Hall of Fame Inductees (14)

Name	Induction Class
Jeff King	2024
Norm DeBriyn	2025



# GOLDEN HORNS

THE  
GOLDEN SPIKES  
AWARD





ANDREW BENINTENDI - 2015

KEVIN KOPPS - 2021

WEHIWA ALOY - 2025





# A || MLB DRAFT (278)

Key: Players selected in the June first-year player draft unless otherwise noted. Following the 1987 season there has only been one draft (June Draft). The first MLB Draft was held in 1965. Prior to 1965, players just signed professional contracts once their collegiate careers were over.

\$ - Selected in January draft  
 % - Selected in June secondary draft  
 \* - Played or plays in the Major Leagues  
 ^ - Returned to school

First-Round Razorbacks (14)			
Year	Player	Team	Rd (Pick)
1981	Kevin McReynolds, OF	Padres	1st (6)
1986	Jeff King, SS/3B	Pirates	1st (1)
1999	David Walling, RHP	Yankees	1st (27)
2007	Nick Schmidt, LHP	Padres	1st (23)
2008	Logan Forsythe, 3B	Padres	1st (46)
2010	Zack Cox, 3B	Cardinals	1st (25)
2013	Ryne Stanek, RHP	Rays	1st (29)
2015	Andrew Benintendi, OF	Red Sox	1st (7)
2020	Heston Kjerstad, OF	Orioles	1st (2)
2024	Hagen Smith, LHP	White Sox	1st (5)
2025	Gage Wood, RHP	Phillies	1st (26)
2025	Wehiwa Aloy, INF	Orioles	1st-C (31)
2025	Zach Root, LHP	Dodgers	1st (40)
2025	Charles Davalan, OF	Dodgers	CB-A (41)

1965 (1)			
Bill Gray, OF	Twins	37th (665)	

1973 (4)			
Keith Cochran, 2B	Cardinals	33rd (683)	
Thurman Smith, OF	Cardinals	45th (733)	
Tommy Neal, OF	Cardinals	47th (737)	
Stephen Ballard, 1B	Cardinals	48th (739)	

1975 (1)			
Richard Miller, LHP	Astros	15th (350)	

1976 (1)			
Byron Ormsby, SS	Red Sox	16th (382)	

1977 (1)			
Tim Lollar, LHP**	Indians	5th (115)	

1978 (3)			
Tim Lollar, LHP*	Yankees	4th (104)	
Arvis Harper, OF	Astros	14th (349)	
Bill Bakewell, RHP^	Reds	28th (657)	

1979 (2)			
Ronn Reynolds, C**	White Sox	5th (109)	
Johnny Ray, 2B*	Astros	12th (294)	

1980 (5)			
Steve Krueger, LHP	Mariners	4th (84)	
Ronn Reynolds, C*	Mets	5th (105)	

John Hennell, 1B^	Mets	15th (365)
Randall Carter, 2B	Rangers	19th (482)
Todd Zacher, 3B^	Dodgers	28th (684)

1981 (7)			
Kevin McReynolds, OF*	Padres	1st (6)	
Reggie Thomas, OF	Tigers	8th (197)	
Scott Tabor, RHP^	Braves	12th (296)	
Don Carter, OF	Expos	12th (302)	
John Hennell, 1B	Padres	13th (316)	
Todd Zacher, 3B	Giants	23rd (579)	
Ed Vidmar, LHP	White Sox	32nd (770)	

1982 (5)			
Chris Shaddy, SS	Blue Jays	8th (186)	
Dave Van Horn, 2B	Braves	10th (245)	
Scott Tabor, RHP	Tigers	11th (282)	
Ed Myers, RHP	Athletics	12th (313)	
Scott Glanz, RHP	Angels	13th (321)	

1983 (5)			
Mike Robinson, OF	Cardinals	5th (130)	
Tom Pagnozzi, C*	Cardinals	8th (208)	
Scott Loseke, OF	Reds	11th (264)	
Charlie Corbell, RHP	Giants	21st (534)	
Bobby Joe Edmonds, OF%	Cardinals	3rd (55)	

1984 (4)			
Brett Harrison, SS	Cardinals	4th (87)	
Jim Ward, 2B	Dodgers	5th (129)	
Mark Berry, C	Reds	6th (137)	
Derrick Richardson, 3B%^	Cubs	2nd (39)	

1985 (10)			
Mike Loggins, OF	Royals	3rd (71)	
Ellis Roby, 2B	Braves	5th (120)	
Tim Deitz, RHP	Reds	6th (136)	
Mark Jackson, INF/OF	Cardinals	8th (202)	
Norm Roberts, OF	Orioles	8th (203)	
Fred Farwell, LHP	Dodgers	10th (246)	
Gary Murphy, RHP	Astros	14th (352)	
Gary Curtis, SS	Reds	20th (500)	
Derrick Richardson, INF	Phillies	21st (538)	
Howard Hilton, RHP*	Cardinals	22nd (566)	

1986 (7)			
Jeff King, SS/3B*	Pirates	1st (1)	
Kevin Campbell, RHP*	Dodgers	5th (120)	
Doyle Wilson, C	Indians	10th (239)	
Ralph Kraus, OF	Yankees	10th (262)	
Steve Parker, LHP	Cubs	12th (298)	
Dave Patterson, 1B	Giants	14th (344)	
Bob Chadwick, RHP%	Brewers	6th (92)	

1987 (8)			
Andy Skeels, C	Padres	7th (172)	
Jim Kremers, 3B/OF**	Reds	8th (206)	
Keith Helton, LHP	Mariners	14th (344)	

Spencer Wilkinson, RHP	Rangers	14th (362)
Ray Harris, LHP^	Angels	14th (368)
Tim Sherrill, LHP*	Cardinals	18th (461)
Mike Sisco, SS	Mariners	20th (500)
John Cebuhar, LHP^	Reds	22nd (569)

1988 (4)			
Jim Kremers, C*	Braves	2nd (33)	
John Cebuhar, LHP	Cardinals	14th (366)	
Ray Harris, LHP	Athletics	22nd (567)	
Troy Eklund, OF^	Indians	35th (891)	

1989 (7)			
Cole Hyson, RHP	Astros	9th (228)	
Mike Oquist, RHP*	Orioles	13th (321)	
Troy Eklund, OF	Rangers	25th (637)	
Dennis Fletcher, RHP	Cardinals	28th (716)	
Greg D'Alexander, 3B/C^	Orioles	31st (789)	
Scott Pose, OF*	Reds	34th (885)	
Rod Stillwell, SS	Royals	60th (1,417)	

1990 (3)			
Tony Gilmore, C	Astros	8th (218)	
Phil Stidham, RHP**	Braves	11th (282)	
Mark Swope, RHP	Twins	11th (293)	

1991 (4)			
Doug Bennett, RHP	Dodgers	5th (144)	
Phil Stidham, RHP*	Tigers	15th (401)	
Mark Johnson, OF	Royals	17th (445)	
Brian Dennison, LHP	Brewers	23rd (599)	

1992 (1)			
Allen Williams, 3B	Red Sox	46th (1,290)	

1993 (3)			
Tom Czanstkowski, RHP	Astros	26th (728)	
Ryan Whitaker, RHP	Athletics	27th (769)	
Kortney Paul, C^	Cardinals	48th (1,332)	

1994 (4)			
Bob Hughes, OF	Expos	18th (504)	
Doyle Preston, 3B/1B	Reds	35th (968)	
Scott Cunningham, RHP	Cardinals	37th (1,034)	
Todd Abbott, RHP^	Indians	38th (1,053)	

1995 (6)			
Jeff Parsons, SS	Mets	5th (133)	
Alan Mahaffey, LHP	Twins	16th (436)	
Tim Mosley, RHP	Cubs	27th (756)	
Ty Bilderback, OF	Angels	31st (844)	
Chris Clark, OF^	Tigers	35th (966)	
Todd Abbott, RHP	Athletics	44th (1,212)	

1996 (4)			
Jason Stephens, RHP	Angels	9th (265)	
Kit Pellow, OF*	Royals	22nd (649)	
Richie Nye, RHP	Twins	23rd (667)	
Barry Lunney Jr., LHP^	Twins	45th (1,316)	

1997 (6)			
Matt Carnes, RHP	Twins	7th (213)	
Matt Erickson, 3B*	Marlins	7th (216)	
Jeremy Jackson, OF	Rockies	8th (252)	
Chris Clark, OF	Marlins	34th (1,026)	
Dan Wright, RHP**	Braves	46th (1,359)	
Jason McConnell, 2B	Twins	48th (1,384)	

1998 (2)			
Ryan Lundquist, OF^	Twins	10th (289)	
Eric Hinske, 3B*	Cubs	17th (496)	

1999 (7)			
David Walling, RHP	Yankees	1st (27)	
Dan Wright, RHP*	White Sox	2nd (64)	
Rodney Nye, 3B	Mets	7th (226)	
Joe Jester, INF	Giants	7th (228)	
Ryan Lundquist, OF	Reds	8th (248)	
Kevin Vent, RHP	Giants	8th (258)	
Mark Burnett, 2B	Reds	20th (608)	

2000 (3)			
Cliff Lee, LHP*	Expos	4th (104)	
Matt Riethmaier, RHP	Phillies	5th (145)	
Brad Bohannon, RHP	White Sox	28th (832)	

2001 (3)			
Wes McCrotty, LHP	Marlins	23rd (692)	
Brian Kirby, C	Indians	31st (937)	
Charlie Isaacson, RHP^	Cubs	34th (1,008)	



Jeff King was selected by the Pittsburgh Pirates with the first overall pick of the 1986 MLB Draft, going on to play 11 seasons with the Pirates and Kansas City Royals. He is one of nine Razorbacks to be drafted in the first round.



**2002 (2)**

Charlie Isaacson, RHP	Yankees	29th (876)
Gary Hogan, RHP	Rangers	32nd (952)

**2003 (4)**

Scott Roehl, RHP	Indians	10th (288)
Andrew Wishy, OF	Rangers	12th (346)
Jarrett Gardner, RHP	Red Sox	19th (564)
Ryan Fox, OF	Rockies	21st (617)

**2004 (5)**

Jay Sawatski, LHP	Twins	8th (241)
Brady Toops, C	Cardinals	10th (300)
Haas Pratt, 1B	Athletics	30th (907)
Clint Brannon, LHP	Rangers	34th (1,011)
Adam Burton, C	Cardinals	38th (1,140)

**2005 (3)**

Scott Bridges, INF	Giants	8th (278)
Scott Hode, SS	Cubs	24th (730)
Casey Rowlett, OF/INF	Cardinals	32nd (980)

**2006 (5)**

Danny Hamblin, 1B^	Athletics	9th (278)
Craig Gentry, OF*	Rangers	10th (298)
Blake Parker, C*	Cubs	16th (479)
Devin Collis, LHP	Rockies	26th (768)
Daryl Maday, RHP	Giants	30th (896)

**2007 (9)**

Nick Schmidt, LHP	Padres	1st (23)
Duke Welker, RHP*	Pirates	2nd (68)
Jess Todd, RHP*	Cardinals	2nd (82)
Danny Hamblin, 1B/3B	Athletics	10th (330)
Chris Rhoads, RHP	Phillies	28th (863)
Brian Walker, C	Angels	29th (898)
Jacob Julius, OF	Orioles	33rd (997)
Jake Dugger, OF	Nationals	49th (1,417)
Matt Willard, SS	Indians	49th (1,423)

**2008 (4)**

Logan Forsythe, 3B*	Padres	1st (46)
Cliff Springston, LHP	Rangers	11th (333)
Jeff Nutt, C	Yankees	25th (770)
Aaron Murphree, OF	Padres	27th (825)

**2009 (6)**

Dallas Keuchel, LHP*	Astros	7th (221)
Stephen Richards, LHP	Marlins	8th (248)
Scott Lyons, INF	Royals	15th (452)
Ben Tschepikow, INF	Royals	17th (512)
Mike Bolsinger, RHP^	Athletics	33rd (993)
Ryan Cisterna, C	Angels	34th (1,041)

**2010 (8)**

Zack Cox, 3B	Cardinals	1st (25)
Brett Eibner, CF*	Royals	2nd (54)
Drew Smyly, LHP*	Tigers	2nd (68)
Andy Wilkins, 1B*	White Sox	5th (158)
Mike Bolsinger, RHP*	Diamondbacks	15th (451)
Collin Kuhn, LF^	Tigers	15th (463)
Jordan Pratt, RHP	Tigers	16th (493)
Jeremy Heatley, RHP	Marlins	22nd (677)

**2011 (6)**

James McCann, C*	Tigers	2nd (76)
Collin Kuhn, OF	White Sox	17th (531)
Trent Daniel, LHP^	Tigers	23rd (707)
Kyle Robinson, OF	White Sox	28th (861)
Jarrold McKinney, OF	Astros	31st (940)
Geoffrey Davenport, LHP	Indians	43rd (1,298)

**2012 (8)**

Matt Reynolds, INF*	Mets	2nd (71)
Nolan Sanburn, RHP	Athletics	2nd (74)
DJ Baxendale, RHP	Twins	10th (310)
Tim Carver, INF	Phillies	19th (608)
Sam Bates, OF	Royals	28th (893)
Randall Fant, LHP^	Indians	29th (893)
Derrick Bleeker, OF/RHP	Orioles	37th (1,122)
Jacob Morris, OF^	Indians	37th (1,133)

**2013 (11)**

Ryne Stanek, RHP*	Rays	1st (29)
Colby Suggs, RHP	Marlins	2nd (73)
Barrett Astin, RHP*	Brewers	3rd (90)
Dominic Ficociello, INF	Tigers	12th (366)
Trent Daniel, LHP	Rockies	17th (499)
Brandon Moore, RHP	Brewers	17th (512)
Jacob Morris, OF	White Sox	24th (723)



Heston Kjerstad, who made his major league debut in 2023, was selected by the Baltimore Orioles with the second overall pick of the 2020 MLB Draft, becoming the second-highest draft selection in Razorback history.

Tyler Wright, LHP	Mariners	26th (777)
Randall Fant, LHP	Astros	29th (857)
Eric Fisher, INF^	Marlins	30th (892)
Matt Vinson, OF	Diamondbacks	37th (1,110)

**2014 (6)**

Brian Anderson, INF*	Marlins	3rd (76)
Chris Oliver, RHP	Phillies	4th (112)
Jalen Beeks, LHP*	Red Sox	12th (374)
Michael Gunn, RHP	Red Sox	16th (494)
Eric Fisher, 1B	Marlins	17th (497)
Tyler Spoon, OF^	Athletics	36th (1,092)

**2015 (4)**

Andrew Benintendi, OF*	Red Sox	1st (7)
Trey Killian, RHP	Rockies	9th (257)
Bobby Wernes, INF	Astros	30th (889)
Tyler Spoon, OF	Red Sox	35th (1,041)

**2016 (6)**

Zach Jackson, RHP*	Blue Jays	3rd (102)
Clark Eagan, OF	Pirates	9th (285)
Dominic Taccolini, RHP^	Blue Jays	16th (492)
Michael Bernal, SS	Giants	29th (876)
Doug Willey, RHP	Angels	32nd (966)
James Teague, RHP	Orioles	37th (1,111)

**2017 (6)**

Trevor Stephan, RHP*	Yankees	3rd (92)
Chad Spanberger, INF	Rockies	6th (176)
Cannon Chadwick, RHP	Mets	9th (277)
Dominic Taccolini, RHP	Padres	10th (288)
Blaine Knight, RHP^	Rangers	29th (884)
Josh Alberius, RHP	Marlins	36th (1,079)

**2018 (11)**

Blaine Knight, RHP	Orioles	3rd (87)
Eric Cole, OF	Royals	4th (122)
Grant Koch, C*	Pirates	5th (144)
Jax Biggers, INF	Rangers	8th (239)
Carson Shaddy, INF	Nationals	10th (311)
Kacey Murphy, LHP	Tigers	11th (315)
Evan Lee, LHP*	Nationals	15th (461)
Barrett Loseke, RHP	Yankees	17th (517)
Jake Reindl, RHP	Cubs	17th (518)
Isaiah Campbell, RHP^	Angels	24th (721)
Zack Plunkett, C^	Diamondbacks	37th (1,119)

**2019 (7)**

Dominic Fletcher, OF*	Diamondbacks	CBB (75)
Isaiah Campbell, RHP*	Mariners	CBB (76)
Matt Cronin, RHP	Nationals	4th (123)
Jack Kenley, INF	Tigers	8th (232)
Jacob Kostyshock, RHP	Rockies	8th (249)
Cody Scroggins, RHP	Red Sox	9th (287)
Zack Plunkett, RHP	Dodgers	20th (611)

**2020 (2)**

Heston Kjerstad, OF*	Orioles	1st (2)
Casey Martin, INF	Phillies	3rd (87)

**2021 (9)**

Kevin Kopps, RHP	Padres	3rd (99)
Christian Franklin, OF	Cubs	4th (123)
Ryan Costeiu, RHP	Angels	7th (201)
Casey Opitz, C	Cubs	8th (244)
Patrick Wicklander, LHP	Rays	8th (251)
Lael Lockhart, LHP	Dodgers	9th (282)
Caden Monke, LHP	Royals	14th (409)
Elijah Trest, RHP^	Rockies	19th (560)
Charlie Welch, C	Mariners	19th (564)

**2022 (9)**

Cayden Wallace, INF	Royals	2nd (49)
Peyton Palette, RHP	White Sox	2nd (62)
Robert Moore, INF	Brewers	CB-B (72)
Jalen Battles, INF	Rays	5th (164)
Evan Taylor, LHP	Marlins	9th (262)
Connor Noland, RHP	Cubs	9th (263)
Michael Turner, C	White Sox	9th (281)
Zebulon Vermillion, RHP	Mets	10th (299)
Mark Adamiak, RHP	Athletics	15th (454)

**2023 (7)**

Jaxon Wiggins, RHP	Cubs	2nd-C (68)
Hunter Hollan, LHP	Reds	3rd (74)
Tavian Josenberger, OF	Orioles	3rd (100)
Jace Bohrofen, OF	Blue Jays	6th (184)
Jared Wegner, OF	Yankees	9th (282)
Cody Adcock, RHP	Reds	13th (378)
Caleb Cali, INF	Mariners	16th (487)

**2024 (8)**

Hagen Smith, LHP	White Sox	1st (5)
Peyton Stovall, INF	Reds	4th (117)
Mason Molina, LHP	Brewers	7th (215)
Jared Sprague-Lott, INF	Athletics	9th (256)
Hudson White, C	Red Sox	9th (267)
Ben McLaughlin, INF	Diamondbacks	9th (284)
Jake Faherty, RHP	Marlins	11th (334)
Brady Tygart, RHP	Red Sox	12th (357)

**2025 (11)**

Gage Wood, RHP	Phillies	1st (26)
Wehiwa Aloy, INF	Orioles	1st-C (31)
Zach Root, LHP	Dodgers	1st (40)
Charles Davalan, OF	Dodgers	CB-A (41)
Christian Foutch, RHP	Red Sox	5th (148)
Aiden Jimenez, RHP	Royals	5th (158)
Landon Beidelschies, LHP	Braves	6th (187)
Brent Iredale, INF	Pirates	7th (203)
Ben Bybee, RHP	Giants	8th (236)
Justin Thomas Jr., OF	Astros	11th (336)
Parker Coil, LHP^	Brewers	16th (485)

# 66

Former Arkansas players have made an appearance in Major League Baseball, starting with Chuck Tompkins in 1912.

## PROHOGS AT THE PLATE

Name	Yrs	From	To	ASG	G	PA	AB	R	H	2B	3B	HR	RBI	SB	CS	BB	SO	BA	OBP	SLG	OPS	Yrs at Ark
Brian Anderson	8	2017	2024	0	630	2,527	2,227	287	559	118	11	66	273	14	8	237	613	.251	.336	.403	.738	2012-14
<b>Andrew Benintendi</b>	<b>10</b>	<b>2016</b>	<b>2025</b>	<b>1</b>	<b>1,147</b>	<b>4,776</b>	<b>4,250</b>	<b>575</b>	<b>1135</b>	<b>239</b>	<b>22</b>	<b>118</b>	<b>556</b>	<b>86</b>	<b>29</b>	<b>442</b>	<b>841</b>	<b>.267</b>	<b>.337</b>	<b>.417</b>	<b>.754</b>	<b>2014-15</b>
Bud Bloomfield	2	1963	1964	0	8	7	7	1	1	0	0	0	0	0	0	0	0	.143	.143	.143	.286	1955-56
Bubba Carpenter	1	2000	2000	0	15	31	27	4	6	0	0	3	5	0	0	4	13	.222	.323	.356	.878	1988-91
Cody Clark	1	2013	2013	0	16	40	38	1	4	1	0	0	0	0	0	1	15	.105	.128	.132	.260	2001-02
Chuck Corgan	2	1925	1927	0	33	113	104	7	23	2	1	0	1	0	2	7	13	.221	.270	.260	.530	1922-25
Al "Boyd" Cybert	1	1914	1914	0	1	1	1	0	0	0	0	0	0	0	0	0	1	.000	.000	.000	.000	1912
Brett Eibner	3	2016	2020	0	87	244	220	24	42	10	1	8	28	0	2	21	67	.191	.263	.355	.618	2008-10
Babe Ellison	5	1916	1920	0	135	395	348	32	75	13	4	1	42	9	1	30	55	.216	.282	.285	.566	1914-16
Matt Erickson	1	2004	2004	0	4	6	6	0	1	0	0	0	0	0	0	0	1	.167	.167	.167	.333	1995-97
<b>Dominic Fletcher</b>	<b>3</b>	<b>2023</b>	<b>2025</b>	<b>0</b>	<b>112</b>	<b>377</b>	<b>348</b>	<b>29</b>	<b>81</b>	<b>18</b>	<b>1</b>	<b>4</b>	<b>33</b>	<b>1</b>	<b>2</b>	<b>20</b>	<b>82</b>	<b>.233</b>	<b>.280</b>	<b>.325</b>	<b>.604</b>	<b>2017-19</b>
Logan Forsythe	10	2011	2020	0	970	3,540	3,120	389	762	150	13	71	307	42	16	343	757	.244	.326	.369	.695	2006-08
Craig Gentry	10	2009	2018	0	601	1,402	1,242	180	389	104	13	7	104	94	20	102	250	.262	.333	.339	.672	2005-06
Eric Hinske	12	2002	2013	0	1,387	4,310	3,797	549	947	240	18	137	522	61	21	452	949	.249	.332	.430	.762	1996-98
Randy Jackson	10	1950	1959	2	955	3,549	3,203	412	835	115	44	103	415	36	16	281	382	.261	.320	.421	.741	1944
Skeeter Kell	1	1952	1952	0	75	236	213	24	47	8	3	0	17	5	1	14	18	.221	.275	.286	.562	1948-51
Jeff King	11	1989	1999	0	1,201	4,812	4,262	600	1,091	222	18	154	709	75	32	442	584	.256	.324	.425	.749	1984-86
<b>Heston Kjerstad</b>	<b>3</b>	<b>2023</b>	<b>2025</b>	<b>0</b>	<b>106</b>	<b>314</b>	<b>285</b>	<b>27</b>	<b>62</b>	<b>8</b>	<b>2</b>	<b>10</b>	<b>36</b>	<b>2</b>	<b>0</b>	<b>18</b>	<b>88</b>	<b>.218</b>	<b>.284</b>	<b>.365</b>	<b>.649</b>	<b>2018-20</b>
Grant Koch	1	2024	2024	0	3	8	7	1	0	0	0	0	0	0	0	1	6	.000	.125	.000	.125	2016-18
Jimmy Kremers	1	1990	1990	0	29	79	73	7	8	1	1	1	2	0	0	6	27	.110	.177	.192	.369	1985-88
<b>James McCann</b>	<b>12</b>	<b>2014</b>	<b>2025</b>	<b>1</b>	<b>959</b>	<b>3,444</b>	<b>3,165</b>	<b>335</b>	<b>765</b>	<b>134</b>	<b>10</b>	<b>97</b>	<b>390</b>	<b>15</b>	<b>10</b>	<b>202</b>	<b>880</b>	<b>.242</b>	<b>.294</b>	<b>.382</b>	<b>.677</b>	<b>2009-11</b>
Kevin McReynolds	12	1983	1994	0	1,502	6,039	5,423	727	1,439	284	35	211	807	93	32	522	707	.265	.328	.447	.775	1979-81
Tom Pagnozzi	12	1987	1998	1	927	3,142	2,896	247	733	153	11	44	320	18	21	189	450	.253	.299	.359	.658	1983
Kit Pellow	3	2002	2004	0	99	227	202	27	52	9	2	4	19	2	1	17	68	.257	.335	.381	.716	1995-96
Scott Pose	4	1993	2000	0	202	353	313	52	75	7	1	0	21	9	6	38	50	.240	.321	.268	.589	1987-89
Johnny Ray	10	1981	1990	1	1,353	5,664	5,188	604	1,502	294	36	53	594	80	49	353	329	.290	.333	.391	.724	1978-79
Matt Reynolds	6	2016	2023	0	225	528	475	57	109	19	3	7	42	5	2	45	163	.230	.301	.326	.627	2010-12
Ronn Reynolds	6	1982	1990	0	143	381	356	22	67	12	0	4	21	0	1	18	96	.188	.228	.256	.483	1979-80
John Vann	1	1913	1913	0	1	1	1	0	0	0	0	0	0	0	0	0	1	.000	.000	.000	.000	1910
Andy Wilkins	2	2014	2016	0	43	72	67	5	9	3	0	1	5	1	0	5	32	.134	.194	.224	.418	2008-10
Roy Wood	3	1913	1915	0	119	362	333	33	77	12	4	1	20	7	11	16	47	.231	.285	.300	.585	1912-13

## PROHOGS ON THE MOUND

Name	Yrs	From	To	ASG	W	L	W-L%	ERA	G	GS	GF	CG	SHO	SV	IP	H	R	ER	HR	BB	IBB	SO	HBP	BK	WP	BF	Yrs at Ark
Darrel Akerfelds	5	1986	1991	0	9	10	.474	5.08	125	13	33	1	0	3	233.2	216	146	132	36	127	16	129	13	1	21	1,047	1981-82
Barrett Astin	1	2017	2017	0	0	0	--	6.75	6	0	1	0	0	0	8.0	9	6	6	2	7	0	2	2	0	0	41	2011-13
<b>Jalen Beeks</b>	<b>7</b>	<b>2018</b>	<b>2025</b>	<b>0</b>	<b>28</b>	<b>18</b>	<b>.609</b>	<b>4.31</b>	<b>263</b>	<b>21</b>	<b>60</b>	<b>0</b>	<b>0</b>	<b>16</b>	<b>405.0</b>	<b>398</b>	<b>214</b>	<b>194</b>	<b>42</b>	<b>158</b>	<b>5</b>	<b>376</b>	<b>20</b>	<b>0</b>	<b>19</b>	<b>1,753</b>	<b>2013-14</b>
Sid Benton	1	1922	1922	0	0	0	--	--	1	0	0	0	0	0	0.0	0	0	0	0	2	--	0	0	0	0	2	1912
Mike Bolsinger	4	2014	2017	0	8	19	.296	4.92	48	41	2	0	0	0	230.2	251	138	126	34	98	5	210	6	2	9	1,022	2008-10
<b>Isaiah Campbell</b>	<b>3</b>	<b>2023</b>	<b>2025</b>	<b>0</b>	<b>4</b>	<b>2</b>	<b>.667</b>	<b>5.65</b>	<b>41</b>	<b>0</b>	<b>14</b>	<b>0</b>	<b>0</b>	<b>1</b>	<b>43.0</b>	<b>49</b>	<b>28</b>	<b>27</b>	<b>6</b>	<b>16</b>	<b>1</b>	<b>42</b>	<b>2</b>	<b>1</b>	<b>3</b>	<b>192</b>	<b>2016-19</b>
Kevin Campbell	5	1991	1995	0	4	3	.571	4.55	77	5	18	0	0	1	138.1	127	72	70	11	80	4	83	3	0	5	604	1984-86
Brett Eibner	3	2016	2020	0	0	0	--	13.50	3	0	2	0	0	0	3.1	7	7	5	2	4	1	4	0	0	1	21	2008-10
Gerry Hannahs	4	1976	1979	0	3	7	.300	5.07	16	12	2	0	0	1	71.0	76	51	40	11	42	1	42	0	0	7	326	1971-74
Howard Hilton	1	1990	1990	0	0	0	--	0.00	2	0	1	0	0	0	3.0	2	0	0	0	3	0	2	0	0	0	14	1984-85
Dick Hughes	3	1966	1968	0	20	9	.690	2.79	68	34	17	13	4	8	307.0	221	101	95	29	76	12	230	7	2	8	1,205	1957-58
Zach Jackson	2	2022	2023	0	4	4	.500	2.86	73	0	16	0	0	4	66.0	46	25	21	2	43	3	90	2	0	14	282	2014-16
Charles Jamerson	1	1924	1924	0	0	0	--	18.00	1	0	1	0	0	0	1.0	1	2	2	0	3	--	0	0	0	0	7	1919-21
Dallas Keuchel	13	2012	2024	2	103	92	.528	4.04	282	267	4	12	4	0	1642.1	1,662	795	737	175	515	11	1,254	39	0	60	6,955	2007-09
Les Lancaster	7	1987	1993	0	41	28	.594	4.05	323	39	110	3	1	22	703.2	715	345	317	60	261	45	408	11	14	28	3,032	1982-84
Cliff Lee	13	2002	2014	4	143	91	.611	3.52	328	324	1	29	12	0	2156.2	2,116	923	843	223	464	12	1,824	50	2	41	8,917	2000
Evan Lee	1	2022	2022	0	0	1	.000	4.15	4	1	1	0	0	0	8.2	9	5	4	1	7	0	7	1	0	2	43	2017-18
Dixie Leverett	5	1922	1929	0	29	34	.460	4.51	122	77	30	33	4	7	637.0	725	374	319	25	221	2	193	17	5	11	2,838	1914
Tim Lollar	7	1980	1986	0	47	52	.475	4.27	199	131	20	9	4	4	906.0	841	459	430	93	480	21	600	17	12	47	3,941	1977-78
Mike Oquist	7	1993	1999	0	25	31	.446	5.46	133	79	13	1	0	0	555.0	623	348	337	73	243	19	351	21	0	14	2,492	1987-89
Blake Parker	9	2012	2021	0	16	11	.593	3.47	350	3	129	0	0	34	345.1	301	144	133	50	113	6	383	13	0	20	1,436	2004-06
Robert Person	9	1995	2003	0	51	42	.548	4.64	206	135	26	4	2	9	897.1	813	496	463	129	438	12	773	35	3	39	3,896	1988
Pat Rice	1	1991	1991	0	1	1	.500	3.00	7	2	0	0	0	0	21.0	18	10	7	3	10	1	12	1	0	0	91	1984-86
Tim Sherrill	2	1990	1991	0	0	0	--	7.71	18	0	5	0	0	0	18.2	30	18	16	2	6	1	7	2	0	2	92	1986-87
Drew Smyly	11	2012	2024	0	68	66	.507	4.20	330	179	24	1	1	3	1144.1	1,107	580	534	190	373	12	1,119	25	2	58	4,851	2009-10
<b>Ryne Stanek</b>	<b>9</b>	<b>2017</b>	<b>2025</b>	<b>0</b>	<b>21</b>	<b>23</b>	<b>.477</b>	<b>3.85</b>	<b>466</b>	<b>56</b>	<b>98</b>	<b>0</b>	<b>0</b>	<b>14</b>	<b>458.1</b>	<b>371</b>	<b>218</b>	<b>196</b>	<b>61</b>	<b>232</b>	<b>14</b>	<b>531</b>	<b>10</b>	<b>1</b>	<b>34</b>	<b>1,956</b>	<





Zack Cox earned All-America nods during both of his seasons (2009, 2010) with the Razorbacks.

## A

Abbott, Todd	1994, '95
Abbott, Williams Lewis	1970
Abramczyk, John Paul	1959, '60, '61
Achenback, C.H.	1913
Adamiak, Mark	2020, '22
Adams, Blake	2020, '21
Adams, Harold Eugene	1948, '49
Adcock, Cody	2023
Aikman, Bruce Lynn	1951
Akerfelds, Darrel	1981, '82
Alberius, Josh	2014, '15, '16, '17
Alexander, George Baker	1958
Alexander, John	1949
Alexander, Otto	1908
Alexander, Tim	1978
Allen, Joe	1911
<b>Aloy, Kuhio</b>	<b>2025</b>
Aloy, Wehiwa	2024, '25
Anderson, Brian	2012, '13, '14
Anderson, Michael	2025
Anderson, Pat	1977, '78
Andree, James M.	1972, '73, '74
Arledge, Jake	2016, '17
Arnold, Charles	1965
Arnold, Clint	2005, '06
Asbill, Teddy	1976, '77
Ash, Jeff	1979, '80
Astin, Barrett	2011, '12, '13
Atha, Larry D.	1979, '80, '81
Atkins, Donald	1979, '80, '81
Atkins, Howard Cullin Jr.	1966
Atkins, Kyle	2010, '11
Austell, Tom	1903
Austin, Cole	2020
Ayers, James	1926

## B

Baber, Oscar	1910, '11, '12
Backham, David C.	1972, '73
Bailey, Kenneth	1966
Baker, J.P.	1929
Baker, Terry Lee	1967, '68
Bakewell, Bill	1977, '78, '79
Ballard, Keach	1982
Ballard, Stephen D.	1972, '73
Balay, John	1949, '50, '51
Bane, James Harrison	1963, '64
Barksdale, Ronald Douglas	1964, '65
Barr, Brandon	2007
Barton, Larry	1982, '83
Bates, Ethan	2021
Bates, Sam	2011, '12
Battles, Jalen	2021, '22
Baxendale, Blake	2014
Baxendale, DJ	2010, '11, '12
Beckemeyer, Lyle	1992, '93
Becker, Zane	2025
Beeks, Jalen	2013, '14
Beidelschies, Landon	2025
Benard, Joe	1905, '06
Benberg, John	1982
Benintendi, Andrew	2014, '15
Bennett, Dick	1925
Bennett, Doug	1989, '90, '91
Bennett, George	1927
Bennett, J.G.	1921, '22
Benninghoff, Jack	2016
Benton, Sid	1912
Bernal, Michael	2014, '15, '16

Berry, Layne	2001, '02
Berry, Mark	1983, '84
Bertotti, Mike	1984
Biggers, Jax	2017, '18
Bigham, Bo	2009, '10, '11, '12
Bigham, Bryan	2009
Bilderback, Ty	1992, '93, '94, '95
Birch, Brent	1990, '91, '92, '93
Birel, William George	1967, '68
Bishop, William E.	1969, '70
Black, Dave	1903
Black, H.	1912
Black, John	1919, '20, '21
Black, Neeley	1905
Blackburn, W.D.	1929
Blackwood, Jerry Don	1968, '69, '70
Blagg, Billy Justin	1950, '52, '53
Blair	1906
Bleeker, Derrick	2010, '12
Block, Dave	1903, '05
Bloomfield, Bud	1955, '56
Blum, Greg	1999, 2000
Bobb, Randy	1987, '88
Boever, David	1988
Bogan, Charles	1954, '55
Bohannon, Brad	1999, 2000
Bohart, G.T.	1905, '06
Bohrofen, Jace	2022, '23
Bolden, Caleb	2018, '20, '21
Boles, Carson	2025
Bollman, Brett	2005
Bolsinger, Mike	2008, '09, '10
Bolton, John	2023
Bond, Brock	2005
Bone, George Thomas	1955, '56
Bone, Jim	1961, '62, '63
Bonfield, Luke	2015, '16, '17, '18
Bonnin, Bryce	2018
Booker, P.	1903
Bosco, Jimmy	2012
Boyce, Charley	2003, '04, '05, '06
Bowden, William P.	1952, '53, '54
Bowen, Luther	1994, '96
Bracken, Issac	2022
Bradbury, Ralph	1974, '75, '76, '77
Bradford, Hollis	1922
Bradford, James	1976, '77
Bradley, Eugene Alford	1953
Bradley, Keith	1995, '96
Brail, Rick	1991
Brannon, Clint	2000, '03, '04
Brazil, Ernest	1919
Breeden, Bill	1969, '70, '71
Brenton, Gene Thomas	1963, '64, '65
Brewer, Dale	1928, '29
Brewer, Timothy	1973, '74
Bridges, Scott	2002, '03, '04, '05
Briggs, Oscar	1899, 1902
Brocail, Scott	1991, '92, '93, '94
Broadway, Barry	1980
Brown, Charles Arthur	1952
Brown, Dale	1977
Brown, Dan	1990, '91
Brown, John	1924, '25
Brown, Silas Christian	1949, '50, '51
Broyles, Franco	2011
Brumble, Marc	1976, '77, '78
Bryan, Chris	1988, '89
Bryan, Lemuel	1902, '03
Buchanan, F.E.	1908

Buckley, S.S.	1913
Buckley, Virgil	1912
Bulgarelli, Mark	1976, '77, '78, '79
Bull, Scott	1972, '76
Bumpers, Mike	1992
Burch, Matt	2017
Burgess, John	1986
Burnett, Mark	1998, '99
Burton, Jacob	2019, '20
Burton, P.O.	1898
Bybee, Ben	2023, '24, '25

## C

Caldwell, Brent	1997, '98
Caldwell, Robert	1947
Calhoon, Jim	1987, '88, '89
Cali, Caleb	2023
Callaway, Jerry	1978
Campbell, Dan	1987
Campbell, Isaiah	2016, '18, '19
Campbell, Kevin	1984, '85, '86
Campbell, Mike	1968
Caple, Donald Lee	1963, '64, '65
Carlton, Jerry	1960, '61, '62
Carnes, Matt	1995, '96, '97
Carpenter, Bubba	1988, '89, '90, '91
Carpenter, Jay	1988, '89, '90
Carpenter, Lewis	1951, '52, '53
Carpenter, Preston	1954, '55, '56
Carr, J.F.	1898
Carson, Randall	1976, '77
Carter, Don	1981
Carter, Dylan	2023, '24, '25
Carter, Harry	1947
Carter, Marl D.	1962, '63
Carter, Randall	1979, '80
Carver, Tim	2009, '10, '11, '12
Catron, Austin	2016
Cebuhar, John	1987, '88
Cecil	1905
Center, Jerry	1976
Chadwick, Bob	1986
Chadwick, Cannon	2015, '16, '17
Charlton, Aaron	1993
Childress, Robert M.	1956, '57
Chipman, Marvin	1926, '27
Christian, Carroll	1923, '24
Christian, O.	1898
Cisterna, Ryan	2008, '09
Clancy, Tim	1978, '79, '80

Clark, Chris	1993, '94, '95, '97
Clark, Cody	2001, '02
Clark, Dera	1984
Clark, Kyle	1997, '98
Clark, M.D.	1898
Clayton, Walker B.	1923
Clements, Charles M.	1972
Clements, Steve	1984, '85
Clinkenbeard, Bob	1981
Cloninger, Chris	1996
Cobb, David	1994
Cochran, Keith	1971, '72, '73
<b>Coil, Parker</b>	<b>2023, '24, '25</b>
Cole, Eric	2016, '17, '18
Cole, George Sr.	1926, '27, '28
Cole, John Conway Jr.	1951
Cole, Kenneth	1908
Coleman, Walter C.	1972, '73, '74
Coll, Harold	2023
Collis, Devin	2005, '06
Conner, Michael	2001, '02
Conway, George	1902
Cook, Brian	1990, '91, '92, '93
Cook, Damon Lee	1966
Cook, Joe	1908, '09
Coon, Casey	2007, '08
Coppock, Mark	1990, '91
Corbell, Charlie	1982, '83
Corgan, Chuck	1922, '23, '24, '25
Costeiu, Ryan	2021
Costello, Conor	2012
Cotton, Delano Talbert	1962, '63
Cox, Evan	2007, '08
Cox, Harold Earl	1948, '49
Cox, Zack	2009, '10
Coyle, Norman	1910, '11
Craig, Charles	1924
Crawford, C.	1929
Crawford, Rick	1982
Creekmore, Stephen W.	1910, '11
Cronin, Matt	2017, '18, '19
Crossett, Scott	1998, '99, 2000, '01
Crouse, Cliff	2000, '01, '02
Crossdale, E.W.	1913
Cunard, Craig	1981
Cunningham, Scott	1993, '94
Curtis, Gary	1983
Cusack, Thomas	1953, '54, '55
Cypert, Boyd	1912
Czanstkowski, Tom	1992, '93



All-SEC shortstop Scott Hode played four years at Arkansas and was a career .282 hitter across 210 games.

## D

D'Alexander, Greg	1987, '88, '89, '90
D'Amico, Joe	1992, '93
Dahl, Anthony	2016
Dailey, Randy	1971, '72
Daly, Cory	1995
Daniel, Trent	2011, '12, '13
Darr, Andrew	2008, '09
Davalan, Charles	2025
Davenport, Geoffrey	2009, '10, '11
Davis, Joe	1991
Davis, Matt	1998
Davis, Menar	1912
Davis, Mike	1910, '11, '12
Dawson, Bill	1988
Day, Chris	1978
Day, Devin	2004
DeBriyn, Marty	1997
Deason, Jesse Wayne	1956
Deere, Jason	2004
Dees, Billy	1981, '82
Deitz, Tim	1983, '84, '85
Dellasega, Joe	1980
Dennison, Brian	1991
Denton, Marshall	2017, '19, '20
Dickinson, Wallace	1924, '25
<b>Dietz, Hunter</b>	<b>2024, '25</b>
Diggs, Kendall	2022, '23, '24, '25
DiLeo, Joe	1985, '86
Dipper, Wayne	1968
Dodd, Rob	1990
Donathan, Jeff	1926, '27, '28
Dorothy, William N.	1969, '70
<b>Dossett, Cooper</b>	<b>2023, '24</b>
Dougherty, Harry K.	1947, '48
Douglas, Hall	1928, '29
Dowell, O.	1903
Downey, Charles	1990
DuBose, Dave	1976, '77
Dudley, Kirk	1981, '82
Dugger, Jake	2004, '05, '06, '07
Duka, Michael	1953
Dunlap, Tyrie	1974

## E

Eagan, Clark	2014, '15, '16
Eason, Alcuin	1903
East, Jack	1920, '21
<b>Eaves, Steele</b>	<b>2025</b>
Edmonds, Bobby Joe	1986

Edmunson, Will	2024
Edwards, Bobby	1987, '88
Edwards, Delmar Butch	1965, '66, '67
Eibner, Brett	2008, '09, '10
Eklund, Troy	1986, '87, '88, '89
Elliot, Lynn Blaine	1961, '62, '63
Ellis, Scott	1996, '97, '98
Ellison, Babe	1914, '15, '16
Epps, Scott	1989, '90, '91, '92
Erickson, Matt	1995, '96, '97
Erwin, Richard	1976, '77, '78, '79
Erwin, Wally	1979
Etheridge, Haden	1988, '89, '90, '91
Ewing, James	2006
Ezell, Trevor	2019

## F

Faherty, Jake	2022, '23, '24
Falwell, Chris	2014
Fanning, Chris	1991
Fant, Randall	2010, '11, '12, '13
Farris, Jordan	2013
Farwell, Fred	1985
Faust, Fred	1983
Feeny, Chris	1995
Ferguson, Rick	1981, '82
Fernell, David	1984
Ficociello, Dominic	2011, '12, '13
Fields, James E.	1970
Fincher, L.J.	1921
Fischel, Frank James	1949, '50, '51, '52
Fishback, Herbert	1897
<b>Fisher, Colin</b>	<b>2024, '25</b>
Fisher, Eric	2011, '13, '14
Fisher, Joe	1994
Fisk, Gregory Michael	1967
Fitzpatrick, Sean	2023
Fleming, P.A.	1898
Fletcher, Dennis	1986, '87, '88, '89
Fletcher, Dominic	2017, '18, '19
Fletcher, Jeff	1999, 2000, '01, '02
Flowers, Jeremy	1998
Forrest, T.J.	2009, '10
Forsythe, Logan	2006, '07, '08
Foster, Herbert R.	1957
Foster, Pat Duane	1959, '60, '61
Foster, Rodney	1992
Foster, Virgil Lynn	1966
Foundren, Price	1927, '28, '29
Foutch, Christian	2023, '24, '25


Fox, Ryan	2001, '02, '03
Frank, Koty	2023, '24
Franklin, Christian	2019, '20, '21
Franks, Lance	1996, '97
Fraser, Gabe	2025
Freeman, Wallace Britton	1964, '65
Fry, Jeff	1993
Fulmer, Doyle	1928
Fuqua, Jason	2010

## G

<b>Gaeckle, Gabe</b>	<b>2024, '25</b>
Gaffney, W.C.	1919, '20, '21
Garcia, Rudy	1982, '83, '84
Gardner, Jarrett	2002, '03
Garrett, John Doyle Jr.	1956
Garrison, Johnny	1950
Gassaway, Cullen	2015, '16
Gates, Jared	2017, '18
Gatling, Tom	1908
Geis, Clarence	1928
Gentry, Aaron	1994
Gentry, Craig	2005, '06
Geren, J.M.	1913
Gessner, Tom	1998
<b>Gibler, Cole</b>	<b>2025</b>
Gilbert, James	2004, '05, '06, '07
Giles, Danny	1997, '98
Gilleland, Greg	1998, '99
Gilmore, Kale	1991, '92
Gilmore, Tony	1989, '90
Glanz, Scott	1980, '81, '82
Glaze, Thomas Arthur	1958, '59
Glynn, Josh	2002
Gonring, Doug	1981
Goodheart, Matt	2019, '20, '21
Goodner, Boyd	2003, '04
Goodwin, Clay	2002, '03, '04, '05
Gorman, Henry F.	1981
Gosser, Alex	2014, '15, '16, '17
Grant, Dale	1986
Graves, Aaron	2001, '02
Gray, Evan	2021, '22
Gray, William Lewis	1963, '64, '65
Green, Doyle	1974, '76
Gregory, Zack	2020, '21, '22
Griffin, Nick	2022
Grimes, Hunter	2023
Grubb, Bill	1979
Gunn, Michael	2012, '13, '14

## H

Haaser, Steven L.	1972, '73
Hadley, Ray C.	1925, '27, '28
Hagedorn, Brad	1997, '98, '99, '00
Hagedorn, Brett	2001, '02, '03, '04
Haizlip, Ralph	1926, '27, '28
Hall, Caton	2003, '04
Hall, H.C.	1959, '60
Hall, Zack	2010, '11
Hamblin, Danny	2004, '05, '06, '07
Hamilton, Jim	1994
Hancock, Doy	1924, '25
Hannahs, Gerald	1971, '72, '73, '74
Hargroves, Willie	1977, '78
Harper, Arvis	1976, '77, '78
Harper, Bland Robert	1965
Harris, Gary	1990
Harris, Kyle	1992, '93, '94
Harris, Ray	1985, '86, '87, '88
Harris, Trey	2019
Harris, Ty	2016
Harrison, Brett	1983, '84
Hart, Hunter	2016
Hartman, Jim	1985
Harvill, Jeff	2011
Hatfield, Kenneth Wahl	1963, '64, '65
Hauskey, Thomas	2007, '08, '09, '10
Haynie, Arnold Augustus	1962, '63, '64
Haynie, Bracey	1922, '23
Hays, Ben	2011
Heather, Scott	1997, '98
Heatley, Jeremy	2009, '10
Heiss, Brenden	2017
<b>Heffrick, Ryder</b>	<b>2024, '25</b>
Hellbusch, Isaac	2013
Helton, Keith	1984, '85, '86, '87
Hemm, Jeff	1975, '76, '77, '78
Hemm, Warren	1975, '76
Henderson, DeMatt	1899, 1900, '01
Hendricks, Charles Lowber	1947, '48
Hendey, Waldersee	1921
Hennell, John	1978, '79, '80, '81
Hennesey	1911
Henson, James W.	1972
Henry, Liam	2019
Henry, Thomas Walter	1967
Hernandez, Darin	1986
Hester, Bart	1998, '99, 2000
Hewlett, Stone	2024
Hicks, Quazar	1994



Logan Forsythe played three years at Arkansas before he was drafted by the San Diego Padres in 2008.





Dallas Keuchel, who earned SEC All-Freshman honors in 2007, won the AL Cy Young Award in 2015.

Highfill, H.H.	1912
Hill, Thomas Jasper Jr.	1964
Hill, Travis	2007, '08
Hilton, Howard	1984, '85
Hindman, Randy	1982
Hinds, Hubert	1919, '20
Hines, Glen Ray	1989
Hinske, Eric	1996, '97, '98
Hinton, Percy	1911, '12, '13
Hobson, Edward Louis	1957, '58, '59
Hobson, Todd	1989, '90
Hode, Scott	2002, '03, '04, '05
Hoefler, Jeff	2000, '01
Hogan, Gary Jr.	2000, '01, '02
Hogan, Max	2015
Hollan, Hunter	2023
Hollensworth, Chris	2005, '06
Holloway, Max Marvin	1958, '59, '60
Holloway, Trey	2004, '05, '06
Holt, Henry Cecil	1912
Holt, Peyton	2023, '24
Hom	1906, '09
Hon, Jackson	1925
Hopkins, Thomas Hugh	1966, '67, '68
Horn, Jack	1908
Horne, David Buford	1959, '61
Horton, Donald Clyn	1956, '57, '58
Horton, Ralph H.	unknown
Hotchkiss, Henry	1910
Houck, Jeff	1990, '91, '92, '93
House, Herbert Claude	1967, '68
House, Jacob	2008, '09
Howard, Fred	1970
Hreha, Dan	1989, '90, '92
Hrozek, Wayne	2006, '07
Huchingson, Stuart	1979, '80, '81
Huddleston, Jeff	1978, '79, '80
Hughes, Bob	1993, '94
Hughes, Howard (Dick)	1957, '58
Hunt, Claude Ruse	1957
Huntze, Rick	1983, '84, '85
Hum, David	2006
Hurley, Scott	1998, '99
Hyatt, Robert F	1905, '06, '08
Hyson, Cole	1989

## I

Iredale, Brent	2025
Isaacson, Charlie	1999, 2000, '01, '02

## J

Jackson, Jeremy	1997
Jackson, Mark	1983, '84, '85
Jackson, Randy	1944
Jackson, Zach	2014, '15, '16
Jacobs, Robert	1924, '26
Jamerson, Charles (Lefty)	1919, '20, '21
Jamerson, D.C	1922
Jameson, Jasen	1994
Jay, Jim Wilbur	1963, '64
Jenkins, John	1973
Jennings, Archie Winthrop	1966
Jester, Joe	1997, '98, '99
Jimenez, Aiden	2025
Johnson, Charles	1965
Johnson, Danny	1980
Johnson, Mark	1990, '91
Jones, Ben	1943, '44
Jones, Donald Gilbert	1956, '57
Jones, Gary	1982

Jones, Jayson	2023, '24
Jones, Mark A.	1969, '70
Jones, Randall E.	1972, '73, '74
Jones, Sean	2007, '08
Joiner	1902
Josenberger, Tavian	2023
Julius, Jacob	2007

## K

Kauffman, Rob	1977, '78, '79, '80
Kearns, Walter Lewis	1951, '52, '53
Kee, Kevin	1985, '86
Keeter, Daniel R.	1970
Keith, Charles	1908
Kell, Skeeter	1948, '49, '50, '51
Kelly, E.L.	1897
Kemp, Jarrell R.	1921
Kenley, Jack	2017, '18, '19
Kent, Elmore	1922, '23
Kerns, Keith	1985
Kerr, John Herman	1958, '59, '60
Keuchel, Dallas	2007, '08, '09
Kilgallen, Richard	1947, '48, '49
Killian, Trey	2013, '14, '15
Kindle, Judd	2003
King, Bryan	2000
King, C.H.	1922
King, Cyrus	1923, '24, '25
King, Dave	1979
King, Jeff	1984, '85, '86
Kirby, Brian	1998, '99, 2000, 01
Kirk, Scott	1978
Kirkland, Mike	1973, '74
Kizer, Roland	1919, '20
Kjerstad, Heston	2018, '19, '20
Klein, Mike	1994
Kline, Richard	1964, '65
Knight, Blaine	2016, '17, '18
Koch, Grant	2016, '17, '18
Kopps, Kevin	2017, '19, '20, '21
Korbal, Kendall	2008
Kostyshock, Jacob	2017, '18, '19
Kowalchuk, Christian	2009, '10
<b>Kozeal, Camden</b>	<b>2025</b>
Kraus, Ralph	1983, '84, '85, '86
Kreder, Monk	2010
Kregal, Horace	1927
Kremers, Jim	1985, '86, '87, '88
Kretschmar, James Joseph	1955, '56
Kreymborg, Mike	1979
Krueger, Steve	1979, '80
Kuhn, Collin	2009, '10, '11

## L

Lacey, Shaun	1977, '78
Lahay, Bruce	1978
Laird, Tony	1983, '84
Lamberth, John	1973
Lambeth, Dan	1982, '84
Lancaster, Les	1982, '83, '84
Land, Lee	2005
Lanzilli, Chris	2022
Leach, Aaron	1998
Leach, Dylan	2021, '22
Leavitt, Chase	2008, '09
Ledbetter, Austin	2022, '23
Lee, Cliff	2000
Lee, Evan	2017, '18
Lenox, Greg	1971
Lennerton, Ryan	2004

Leraris, Justin	2001, '02
Leuppe, Ed	1981, '82, '83
Leverette, Dixie	1914
Leverette, Edward Vaulx	1898, 1905
Ley, Stan	1971, '72
Lidell, Finessee	1909, '10
Liles, Greyson	1989, '90, '91
Limbocker, Scott	2007, '09
Lindsey, James Edgar	1964, '65
Linebarier, Bobby Joe	1951
Lipsmeyer, David	1978
Little, Blake	1990, '91
Lockhart, Lael	2021
Loggins, Mike	1983, '84, '85
Lollar, Tim	1977, '78
Long, Francis Jones	1952, '53, '54
Long, Gordon	1947, '48, '49
Longonitti, Henry P.	1947
Longoria, Keith	1981, '82
Loseke, Barrett	2016, '17, '18
Loseke, Scott	1982, '83
Lovich, Ross	2024
Lowery, Jackson	2014, '15
Lubker, Herman	1947
Lundquist, Dennis	1974, '75
Lundquist, Ryan	1996, '97, '98, '99
Lundquist, Tim	1976, '77
Lunney, Barry Jr.	1993, '94, '95, '97
Lusker, Chris	1985
Lutes, Charles, Russell	1953
Lyles, Robert Earl	1956
Lyles, Tigger	2001
Lynch, Cade	2011, '12, '13
Lyon, Earl	1926
Lyons, Scott	2008, '09
Lyons, W.A.	1922, '23

## M

Maday, Daryl	2004, '05, '06
Magness, James Edward	1963, '64
Magre, Matthew	2021
Mahaffey, Alan	1995
Mahan, Jacob	2012, '13
Mahler, James	2008
Manatt, Jared	1999, 2000
Marshall, David	1969, '70, '71
Marquardt, John Henry	2005, '06
Martin, Casey	2018, '19, '20
Martin, E.G.	1898
Martin, Mike	1978, '79

Masanda, Daren	1994, '95, '96
Mason, Donald	1965, '66
Masters, David	2012
Matheson, Derek	1996, '97, '98, '99
Matthews, Bryce	2020
Matthews, Walter Ray	1954, '55, '56
Maxwell, Logan	2025
McAfee, Brett	2013, '14, '15
McAllister, Leslie Edward	1967, '69
McAlvain, Jarred	1996
McCann, James	2009, '10, '11
McCaughtry, Floyd	1960, '61
McClain, Mark	1976, '77
McClure, Dave	1980, '81
McConnell, Jason	1995, '96, '97
McConnell, Kirk	2002, '03
McCorquodale, Knox	2005
McCowan	1902
McCrotty, Wes	1998, '99, 2000
McCullough, William Glenn	1923
McDaniel, Dale	1979
McDaniel, Larry L.	1972
McDaniel, Travis	1997, '98, '99, 2000
McEntire, Will	2020, '22, '23, '24, '25
McGaha, Mel	1947, '48
McGehee, Mel	1945, '47, '48
<b>McGuire, Tate</b>	<b>2024, '25</b>
McGurk, Pat	1980
McFarland, Jordan	2017, '18, '19
McHale, Robert	1979, '80
McHan, Lamar	1952, '53
McKenzie, James Horace	1961
McKinney, Jarrod	2009, '10, '11
McKinney, Keaton	2015, '16, '18
McKissack, Stephen Louis	1967
McLaughlin, Ben	2023, '24
McLelland, Brian	2004, '05, '06, '07
McNemer, Phil	1908, '09
McNiel, Donald	1975, '76, '77
McReynolds, Kevin	1979, '80, '81
McShane, Mickey Paul	1964, '65
Mercado, Jose Egardo	1951
Merrill, Bubbs	2004
Merryman, Josh	2000, '01, '02, '03
Methvin, Garrett	2010
Milburn, Frank H.	1923, '24
Milford, Clinton G.	1909, '10, '11
Miller, Donald L.	1950, '51
Miller, Grady	1908, '09, '10, '11
Miller, John	1983, '84

Miller, Ray	1995
Miller, Richard L.	1972, '73, '74
Milligan, Hunter	2018
Milwee, F.B.	1913
Mitchell, Bruce	1971, '72, '73, '74
Mitchell, S.D.	1921
Mobbs, Jimmy	2003
Molina, Mason	2024
Monke, Caden	2019, '20, '21
Mont, Theodore Jr.	1961, '62, '63
Montgomery, Bill	1975, '76
Moody, Billy Joe	1962
Moore, Brandon	2011, '12, '13
Moore, Kenderick	1993, '94, '95, '96
Moore, Robert	2020, '21, '22
Moore, Rod	1986, '87
Moore, Ron	1989, '90, '91
Mooty, James Wesley	1958
Moriarty, Mike	1996, '97, '98, 2000
Morris, Jacob	2011, '12, '13
Morris, William T.	1972, '73
Morris, Zack	2020, '21, '22, '23
Mosley, Tim	1995
Moten, Nick	2022
Muldoon, Allen Mike	1967
Mulhollen, Danny Byron	1962, '63, '64
Mulvaney, Brad	1994, '95, '96
Murphree, Aaron	2007, '08
Murphy, Bill	1974
Murphy, Gary	1984, '85
Murphy, Jon	2000
Murphy, Kacey	2016, '17, '18
Murphy, Sam	2008, '09, '10
Murrell, Easton	2018
Muse, Preston	1926
Myers, Ed	1981, '82

## N

Nauman, John	1971, '73
Neal, Tommy A.	1972, '73
Nelson, Peyton	2000
Nesbit, Jacob	2019, '20, '21
Neville, Mason	2023
Newland, Josh	2000
Newman, Willie	1988
Newton, C.B. Jr.	1958, '59
Nix, Bobby	1965
Nix, Lowell Edsel	1952, '53, '54
Noland, Connor	2019, '20, '21, '22
Nomura, Rick	2015, '16
Norcott, A.	1912, '13
Norton, Delbert	1902
Nosari, Eldon Joe	1958, '59, '60
Nutt, Jeff	2007, '08
Nye, Elmer Lloyd	1967
Nye, Richie	1996
Nye, Rodney	1998, '99

## O

Odom, Tony	1982
Oliver, Chris	2012, '13, '14
Oliver, Thomas P.	1929
Opitz, Casey	2018, '19, '20, '21
Oquist, Mike	1987, '88, '89
Ormsby, Ban	1976
Osborn, Donald Jr.	1965
Osmon, Scott	1989
Overbey, Rogers	1955, '56, '57

## P

Pagnozzi, Tom	1983
Palen, Mike	1992, '93
Palette, Peyton	2020, '21
Parker, Blake	2004, '05, '06
Parker, Steve	1986
Parsons, Jeff	1993, '94, '95
Pate, Kyle	2015
Patten, Jonah	2015
Patterson, Dave	1985, '86
Paul, Kortney	1991, '93
Paulsen, Larry	1970, '71, '72, '73
Payne, Buck	1916
Peace, John	1971
Pearson, Jeffrey Lynn	1964, '65, '66
Pellow, Kit	1995, '96
Pennell, Tucker	2015, '16
Peppi, Rocco	2025
Perdue, Monroe	1922
Person, Robert	1988
Peters, Darrell	1959, '60
Peters, Tim	1986, '87
Peters, Tony	1986
Phelan, Brian	1996, '97
Phillip, Alex	2014
Phillips, Jimmy	1987
Phillips, Lance	2014, '15
Pierce, Chad	2008
Piskor, Kirk	1989, '90, '91
Pittman, Donald	1898
Pitts, Nick	2000, '01, '02, '03
Pleimann, Miller	2021, '22
Plunkett, Zack	2018, '19
Poche, Colin	2013, '14
Pogue, Doug	1974
Pohle, Ike	1998, '99
Polk, Hudson	2023, '24
Pomeroy, Kyler	2002, '03
Porter, A.W.	1926
Porter, Tom	1947, '48, '49
Pose, Scott	1987, '88, '89
Potts, Thomas	1898
Powell, David	1982, '83
Pratt, Haas	2003, '04
Pratt, Jordan	2010
Preston, Doyle	1993, '94
Pridemore, Harold C.	1951
Pryor, Michael Scott	1968, '69, '70, '71
Pryor, Shap Hanner	1952, '53
Ptak, V. James	1919, '20
Pufall, Ed	1974, '75
Pugh, Dennis	1973, '74
Pyle, Jason	2003

## Q

Quarnstrom, Rob	1995, '96, '97, '98
-----------------	---------------------

## R

Raether, Pete	1989, '91
Ragland, H.S.	1902
Ramage, Kole	2018, '19, '20, '21, '22
Ramirez, Jean	2013
Rankin, Jeremy	2000, '01
Ray, Johnny	1978, '79
Rayder, Jan Wayne	1955, '56, '57
Raynor, Arthur	1927, '28, '29
Reagan, Stephen Earl	1967, '68
Reese, Ken	1987, '88
Reeves, John Clay	2012
Reindl, Jake	2016, '17, '18

Renfro, Elza	1924
Reves, Arch	1905
Reyes, Mark	2012
Reynolds, Matt	2010, '11, '12
Reynolds, Ronn	1979, '80
Rhoades, Barton R.	1972
Rhoads, Chris	2006, '07
Rhodes, Dave	1977, '78
Rice, Jacob	2011
Rice, Pat	1984, '85, '86
Richards, Stephen	2007, '08, '09
Richardson, Bryant	1994
Richardson, Derrick	1984, '85
Richmond, Jonathan	2001, '02, '03
Riethmaier, Matt	1998, '99, 2000
Riley, Justin	2000
Rinehart, Jimmy Jarrell	1951, '52
Robbins	1905
Roberts, Derek	1998
Roberts, Norm	1982, '83, '84, '85
Robertson, O. Leland	1920, '22, '23
<b>Robinett, Reese</b>	<b>2023, '25</b>
Robinson, Kyle	2010, '11
Robinson, Mike	1981, '82, '83
Robison, Stephen	2004, '05, '06, '07
Roby, Ellis	1983, '84, '85
Rock, Mike	1981, '82, '83
Rodriguez, Jordan	2016
Roehl, Scott	2001, '02, '03
Rogers, Brian	1994, '95, '96, '97
Rogers, Kenny	1980, '81
Rogers, Marty	1980, '81
Rogers, Ted Don	1957
Rogers, Weston	2016, '17, '18
Rogerson, J.B.	1920, '21
Roller, Robert Michael	1966
Root, Zach	2025
Rose, Glen	1927, '28
Rosson, Sam	1926
Rowland, Parker	2023, '24
Rowlett, Casey	2004, '05
Rucker, Charles	1925
Rucker, Garrett	2014
Rucker, Jeff	1924, '25, '26
Rucker, Paul	1934, '35
Ruckerman, Charles	1923, '24, '25
Ruder, Russ	1981
Russell, Zac	2010
Rutledge, Jackson	2018

## S

Sample, Charles	1910
Sample, Travis	2009, '10
Sanburn, Nolan	2011, '12
Sanburn, Parker	2015
Sawatski, Jay	2003, '04
Sayles, Rickey	1964
Schalchlin, George W.	1912
Schaufele, Louis J.	1949, '50, '51
Schmidt, Nick	2005, '06, '07
Schoonover, Wear	1929
Schrantz, Jeff	1981, '83
Schwanke, Willie	2013
Scott, H.A.	1969, '70, '71
Scott, John T.	1902
Scroggins, Cody	2016, '17, '18, '19
Secrist, Brad	2007
Seibert, Shaun	2005, '06, '07, '08
Sells, Carter	2019
Serrano, Joe	2012, '13, '14, '15
Seward, Tim	1981, '82
Shaddy, Carson	2015, '16, '17, '18
Shaddy, Chris	1980, '81, '82
Shawgo, Jack Edwin	1949, '50
Sheredy, Kevin	1994, '95
Sherrill, Tim	1986, '87
Shock, Billy	1980
Simms, Darien	2016
Shoptaw, Britt	1988
Simpson, Landon	2013, '14
Sisco, Mike	1986, '87
Skeels, Andy	1986, '87
Skeels, David	1992, '93, '94, '95
Skinner, Joe	2004
Slavens, Brady	2021, '22, '23
Slembarski, Ron	1983
Smalling, Tim	2007, '08
Smith, Austin	1925
Smith, C.S.	1913
Smith, Cullen	2021
Smith, Don Roy	1956, '57, '58
Smith, Hagen	2022, '23, '24
Smith, James Howard	1950, '51, '52
Smith, Jarrette Dean	1950
Smith, Josh	2005, '06
Smith, Thurman Jr.	1970, '72, '73
Smyly, Drew	2009, '10
Smyor, C.P.	1898
Snowden, Greg	1973, '74
Soden, James Paul	1962, '63, '64



Drew Smyly was selected by the Detroit Tigers in the second round of the 2010 MLB Draft.





Catcher Jake Wise earned four letters with the Razorbacks and was named an SEC All-Defensive player in 2014 after throwing out 20 base stealers.

Wells, S.R.	1912	Wishy, Andrew	2001, '02, '03
Welsh, Jack	1997, '98, '99, 2000	Wofford, Tim	1982, '83
Wernes, Bobby	2014, '15	Wohlgemuth, Nate	2021
Westerside, Kenneth	1967	Wood, David	1974
Westphal, Robbie	1954, '55	Wood, Gage	2023, '24, '25
Wheller, Jerry Thomas	1961, '62	Wood, Roy	1912, '13
Whillock, Jack	1962, '63, '64	Woodruff, Jim	1970
Whitaker, Ryan	1991, '92, '93	Woodruff, Patrick	2002
White, Hudson	2024	Woods, Jeremy	1995, '96
White, Justin	2004	Woods, Scott	2001, '02
White, Zac	2021	Workman, Richie	1993, '94, '95, '96
Whitekiller, Jerel	1998	Wright, A.E.	1909
Wicklander, Patrick	2019, '20, '21	Wright, Dan	1997, '98, '99
Wiggins, Blake	2015	Wright, Myron Ernest	1964, '65, '66
<b>Wiggins, Carson</b>	<b>2025</b>	Wright, Tyler	2012, '13
Wiggins, Jaxon	2021, '22	Wyles, Bill	1970, '71
Wild, Michael	2006		
Wilkerson, Krisjon	2014, '15	<b>Y</b>	
Wilkerson, Lyle Allen Jr.	1952, '53, '54	Yost, Matt	2003
Wilkinson, Spencer	1987	Young, Clint	1910, '11
Wilkins, Andy	2008, '09, '10	Young, Donald	1948
Wilkins, Charles	1925, '26	Youngblood, Jon	2000
Willard, Matt	2006, '07		
Willey, Doug	2016	<b>Z</b>	
Williams, Allen	1991, '92, '93, '94	Zacher, Todd	1980, 81
Williams, Alvin Lee	1947, '48	Zambrana, Luis	1979, 80
Williams, Chris	2003	Zane, Kelly	1987, 88
Williams, Darrell Dean	1960, '61, '62		
Williams, David Lee	1968, '69, '70, '71		
Williams, Jarrell	1959, '60, '61		
Williams, Jaxon	2017		
Williams, L.J.	1919, '20, '21		
Williams, Michael	1973, '74		
Williams, Paul	1968, '69, '70, '71		
Williams, Paul X	1927, '28, '29		
Williams, Reggie	1995, '96		
Williams, Robert James	1949, '50, '51		
Willis, Billy Don	1967, '68		
Wimot, J.C.	1898		
Wilmoth, John Alan	1968		
Wilmsmeyer, Ty	2024		
Wilson, Andy	1996		
Wilson, Doyle	1985, '86		
Wilson, Gary	1982		
Wilson, Hunter	2017, '18		
Wilson, Joe Bill	1954		
Wilson, Roger	1988		
Wilson, Tommy	1909, '10, '11		
Wise, Jake	2011, '12, '13, '14		

\* Current players in bold

Soliz Jr., Max	2022	Trainor, Kendall	1986, '87, '88
<b>Souza, Nolan</b>	<b>2024, '25</b>	Trapp, Charles	1930
Spanberger, Chad	2015, '16, '17	Trest, Elijah	2019, '20, '21, '22
Spence, Jeff	1977, '78	Trigg, J.W.	1903
Spence, Thad Burke	1948	Trigg, Tom	1905
Spikes, James L.	1920, '21, '24	Trimble, Claud	1928, '29
Spoon, Tyler	2013, '14, '15	Triplett, Gerald	1903
Sprague-Lott, Jared	2024	Troglin, Mike	1990
Springston, Cliff	2008	Tschepikow, Ben	2005, '07, '08, '09
Stafford, Joe Herman	1965, '66, '67	Tucker, Jeff	1992
Stall, Carl	1992, '93	Turner, Michael	2022
Stallings, Matt	2004	Turney, Cole	2018
Standley, Billy Glenn	1967, '68, '69	Tygart, Brady	2022, '23, '24
Stanek, Ryne	2011, '12, '13	Tyra, John	1966, '67, '68
Stanley, J.H.	1905		
Stanley, John	1979, '80	<b>V</b>	
Stanley, Tom	1903, '06	Van Every, Lynn	1986
Starkey, Chuck	1980	Van Horn, Dave	1982
Starks, Gabriel	2021, '22	Vann, John S.	1910
Stephan, Trevor	2017	Varnado, Drake	2022
Stephens, Bob	1976	Vaske, Terry	1992
Stephens, G.K.	1898	Vent, Kevin	1998
Stephens, Jason	1996	Verhage, Terry	1968, '69, '70, '71
Stovall, Peyton	2022, '23, '24	Vermillion, Zebulon	2018, '19, '20, '21, '22
Stricklin, Clayborne Jr.	1968, '69	Vidmar, Ed	1980, '81
Stidham, Phillip	1989, '90, '91	Villanueva, Eddie	1971
Stillwell, Rod	1988, '89	Vincenheller, G. Aston	1898, '1902
Stinson, Ryan	1992, '93	Vincent, Farrell	1971
Stoakes, Sid	1909, '10	Vinson, Matt	2010, '11, '12, '13
Stolzer, Robert	1957, '58		
Stone, Jacob	2014, '15	<b>W</b>	
Stout, S.R.	1911, '12, '13	Wachter, Scott	1980, '81
St. Pierre, Robert	1953	Wagner, Jack	2024
Suggs, Colby	2011, '12, '13	Wagner, Matt	1991, '92
Sutton, Mark	1976	Wales, Ted	1970, '71, '72
Swope, Mark	1988, '89, '90	Walker, Brian	2005, '06, '07

<b>T</b>		Walker, Brian	1992
Tabor, Scott	1979, '80, '81, '82	Walker, Clint	1996
Taccolini, Domonic	2014, '15, '16, '17	Walker, Doug	1991
Taft, Steve	1990, '91, '93, '94	Walker, Johnny	1975
Talbot, Jeremy	1996	Walkup, Jim	1928, '29
Tamez, Dominic	2020	Wallace, Cayden	2021, '22
Taylor, Collin	2019	Wallace, Ed	1978, '79
Taylor, Evan	2019, '20, '21, '22	Wallace, George	1922
Teague, James	2014, '15, '16	Wallace, Larry	1976, '77, '78, '79
Tejcek, Jim	1989	Walling, David	1998, '99
Thomas	1902	Wanger, Fred	1969, '70
Thomas, Don	1986, '87, '88, '89	Ward, Jim	1982, '83, '84
Thomas, Everett William	1956, '57, '58	Warram, James	1925
Thomas, Justin Jr.	2025	Warren, Robert (Red)	1952, '53
Thomas, O.C.	1912	Warrior, Manual	1978, '79
Thomas, Reggie	1980, '81	Washburn, Kyle	2000, '01
Thomas, Richard	1992	Washington, Curtis Jr.	2019, '20
Thomas, Tim	1989, '90, '92	Washington, Fredy Lee	1968
Thomason, Dewey Jr.	1947, '48, '49, c	Watkins, David	1992
Thomason, Joe Henry	1954, '55, '56	Watkins, James	1902
Thompson, Burl	1929	Watts, Kern	2004
Thompson, Clark	1908	Watson, J.T.	1905, '06, '08
Thompson, Gerald	1978	Watson, John R.	1905, '06
Thompson, Henry	1976, '77, '78	Watson, Michael	1976
Thorne, Matt	2000	Weatherford, Luke	2001, '02
Tidwell, Chad	1995, '96	Weaver, Gary Francis	1960, '61, '62
Tiffée, Ronald C.	1966, '67, '68	Webb, Braydon	2020, '21, '22
Tisher, Mitch	2000	Webb, Richard	1981
Todd, Jess	2007	Weckel, Wilfin R.	1973
Tole, Heston	2021, '22	Wegner, Jared	2023
Tollett, Cason	2020	Wehrle, Kendall	2009
Tompkins, Chuck	1909, '10, '11	Welch, Charlie	2021
Toops, Brady	2002, '03, '04	Welker, Brad (Duke)	2007
		Wells, Justin	2008, '09



## || TEAM RECORDS

### BATTING

#### At-Bats

Game: 67, Texas A&M - 5/5/89

Rank	Total	Year / Games	Avg./Gm
1.	2,402	2004 / 69	34.81
2.	2,347	2018 / 69	34.01
3.	2,339	1999 / 65	35.98
4.	2,279	2019 / 66	34.53
5.	2,277	2022 / 67	33.99
6.	2,276	2010 / 64	35.56
7.	2,273	1987 / 68	33.43
8.	2,247	2012 / 68	33.04
9.	2,233	1989 / 67	33.33
10.	2,207	2009 / 65	33.95

#### Batting Average

Rank	Total (H/AB)	Year/Games
1.	.341 (723/2118)	1997 / 56
2.	.334 (593/1775)	1984 / 56
3.	.326 (740/2273)	1987 / 68
4.	.325 (548/1995)	1990 / 62
5.	.321 (704/2192)	1985 / 66
6.	.316 (666/2110)	1998 / 59
7.	.313 (655/2123)	1996 / 59
8.	.312 (525/1681)	1982 / 57
	.312 (533/1707)	1981 / 52
10.	.309 (672/2174)	2025 / 65

#### Runs

Inning: 14, Saint Louis (1st) - 4/7/10

Game: 33, Southwest Baptist - 3/21/84

Rank	Total	Year / Games	Avg./Gm
1.	589	1997 / 56	10.52
2.	575	1987 / 68	8.46
3.	550	2025 / 65	8.46
4.	543	1985 / 66	8.23
5.	529	1999 / 65	8.14
6.	498	1998 / 59	8.44
7.	491	2019 / 66	7.44
8.	483	2021 / 63	7.67
9.	482	2018 / 69	6.99
	482	1988 / 62	7.77

#### Hits

Game: 32, Southwest Baptist - 3/21/84

Rank	Total	Year / Games	Avg./Gm
1.	740	1987 / 68	10.88
2.	723	1997 / 56	12.91
3.	705	1999 / 65	10.85
4.	704	1985 / 66	10.66
5.	697	2010 / 64	10.89
	697	2004 / 69	10.10
7.	695	2018 / 69	10.07
8.	686	1989 / 67	10.24
9.	679	2019 / 66	10.29
10.	672	2025 / 65	10.34

#### Doubles

Game: 11, Texas Tech - 4/13/85

Rank	Total	Year / Games	Avg./Gm
1.	172	1987 / 68	2.53
2.	168	1997 / 56	3.00
3.	153	1999 / 65	2.35
4.	142	2019 / 66	2.15
	142	1998 / 59	2.41
	142	1989 / 67	2.12
7.	139	1985 / 66	2.11
8.	135	2007 / 64	2.11
9.	133	2005 / 61	2.18
10.	130	2010 / 64	2.03

#### Triples

Game: 5, 3x, last vs. Memphis - 2/20/87

Rank	Total	Year / Games	Avg./Gm
1.	40	1979 / 64	0.33
2.	38	1994 / 57	0.67
	38	1987 / 68	0.56
	38	1983 / 65	0.59
5.	35	1989 / 67	0.52
	35	1980 / 66	0.53
7.	34	1993 / 59	0.58
	34	1990 / 62	0.55
	34	1984 / 56	0.61
	34	1985 / 66	0.52

#### Home Runs

Game: 9, Grambling State - 6/4/10

Rank	Total	Year / Games	Avg./Gm
1.	127	2025 / 65	1.95
2.	109	2021 / 63	1.73
3.	106	2022 / 67	1.58
4.	98	2018 / 69	1.42
5.	92	2023 / 61	1.51
	92	2010 / 64	1.44
7.	88	2019 / 66	1.33
8.	87	2024 / 60	1.45
9.	84	1999 / 65	1.29
10.	83	2017 / 64	1.30

#### RBI

Game: 30, 3x, last vs. Bucknell - 2/17/18

Rank	Total	Year / Games	Avg./Gm
1.	525	1997 / 56	9.38
2.	516	2025 / 65	7.94
3.	498	1987 / 68	7.32
4.	473	1999 / 65	7.28
5.	470	1985 / 66	7.12
6.	459	1998 / 59	7.78
7.	458	2019 / 66	6.94
8.	452	2018 / 69	6.55
9.	449	2010 / 64	7.01
10.	443	2022 / 67	6.61

#### Walks

Game: 19, vs. Alabama A&M - 3/12/13

Rank	Total	Year / Games	Avg./Gm
1.	361	1985 / 66	5.47
2.	360	2021 / 63	5.71
3.	355	1987 / 68	5.22
4.	334	2025 / 65	5.14
5.	325	2022 / 67	4.85
	325	1999 / 65	5.00
6.	324	2018 / 69	4.70
8.	321	2023 / 61	5.26
	321	2019 / 66	4.86
10.	309	1990 / 62	4.98



Arkansas set a team record with nine home runs in its 19-7 win over Grambling State in the 2010 NCAA Fayetteville Regional, including a career-high three homers from Brett Eibner.



Total Bases

Rank	Total	Year / Games	Avg./Gm
1.	1,198	1987 / 68	17.62
2.	1,189	2025 / 65	18.29
	1,189	1997 / 56	21.23
4.	1,133	1985 / 66	17.17
5.	1,125	2010 / 64	17.58
6.	1,124	1999 / 65	17.29
7.	1,115	2019 / 66	16.89
8.	1,114	2018 / 69	16.14
9.	1,095	2022 / 67	16.34
10.	1,047	1998 / 59	17.75

Strikeouts

Game: 25, Auburn - 5/19/94

Rank	Total	Year / Games	Avg./Gm
1.	581	2019 / 66	8.80
2.	567	2021 / 63	9.00
3.	552	2025 / 65	8.49
4.	546	2022 / 67	8.15
5.	531	2023 / 61	8.70
6.	518	2009 / 65	7.97
7.	511	2018 / 69	7.41
8.	482	2007 / 64	7.53
9.	463	2017 / 64	7.23
	463	2024 / 60	7.16

Stolen Bases

Game: 12, Central Missouri State - 2/28/92

Rank	Total	Year / Games	Avg./Gm
1.	155	1983 / 65	2.38
2.	142	1982 / 57	2.49
3.	136	1999 / 65	2.09
4.	133	1995 / 61	2.18
5.	123	1987 / 68	1.81
6.	122	2011 / 62	1.97
7.	119	1994 / 57	2.09
8.	117	1990 / 62	1.89
9.	115	1993 / 59	1.95
	115	1989 / 67	1.72

Slugging Percentage

Rank	Total	Year / Games
1.	.561	1997 / 56
2.	.547	2025 / 65
3.	.527	1987 / 68
4.	.517	1985 / 66
5.	.504	1984 / 56
6.	.496	1998 / 59
7.	.494	2010 / 64
8.	.489	2019 / 66
9.	.488	1988 / 62
10.	.486	1990 / 62

Sacrifice Hits

Rank	Total	Year / Games
1.	56	2011 / 62
2.	54	2014 / 54
3.	52	2013 / 61
4.	48	2012 / 68
	48	2004 / 69
6.	45	1995 / 61
	45	1982 / 57
8.	44	1987 / 68
9.	43	2009 / 65
10.	42	1976 / 47



Arkansas set a school record for home runs in a season in 2025, hitting 127 long balls during the campaign. Wehiwa Aloy, who won the Golden Spikes Award and was named SEC Player of the Year, led the team with 21 home runs - fourth most in a single season by a Razorback hitter.

Sacrifice Flies

Rank	Total	Year / Games
1.	42	2018 / 69
	42	1995 / 61
3.	40	1986 / 60
4.	37	1991 / 62
	37	1989 / 67
6.	36	2014 / 65
	36	2021 / 63
8.	34	2007 / 64
	34	2004 / 69
10.	33	2023 / 61

Hit By Pitches

Rank	Total	Year / Games
1.	107	2007 / 64
2.	94	2003 / 57
3.	93	2010 / 64
4.	90	1999 / 65
5.	89	2002 / 63
6.	85	2025 / 65
	85	2014 / 65
8.	77	2023 / 61
9.	74	2005 / 61
10.	72	2022 / 67
	72	2000 / 64

PITCHING

Innings Pitched

Game: 17.0, Auburn - 5/19/94

Rank	Total	Year / Games
1.	621.1	2004 / 69
2.	613.0	2012 / 68
3.	603.1	2018 / 69
4.	591.0	2022 / 67
5.	581.2	2019 / 66
6.	580.0	2009 / 65
7.	578.0	1999 / 65
8.	576.0	1989 / 67
9.	575.1	2014 / 65
10.	574.2	2010 / 64

ERA (Lowest)

Rank	Total	Year / Games
1.	1.89	2013 / 61
2.	2.63	2014 / 65
3.	2.74	1976 / 47
4.	2.83	2012 / 68
5.	2.84	1977 / 51
6.	2.96	1971 / 41
7.	3.00	1982 / 57
	3.00	1968 / 28
9.	3.02	1979 / 64
10.	3.18	1973 / 31

ERA (Highest)

Rank	Total	Year / Games
1.	6.27	2000 / 54
2.	6.20	1997 / 56
3.	5.90	1992 / 57
4.	5.43	1988 / 62
5.	5.28	1998 / 59
6.	5.22	2023 / 61
7.	5.12	1999 / 65
8.	5.05	1994 / 57
9.	5.00	2016 / 55
10.	4.92	2008 / 58

Strikeouts

Game: 25, Oklahoma State - 2/24/24

Series (Three Games): 59 - 23, Oregon State - 2/23/24; 25, Oklahoma State - 2/24/24; 11, Michigan - 2/25/24

Rank	Total	Year / Games	Avg./Gm
1.	706	2024 / 60	11.76
2.	703	2025 / 65	10.82
3.	674	2022 / 67	10.06
4.	657	2021 / 63	10.43
5.	619	2017 / 64	9.67
	619	2018 / 69	8.97
7.	615	2019 / 66	9.32
8.	565	2007 / 64	8.83
9.	554	1999 / 65	8.63
10.	552	2023 / 61	9.05

# A || TEAM RECORDS

## Walks

Game: 15, Alabama - 4/29/18

Rank	Total	Year / Games	Avg./Gm
1.	315	1987 / 68	5.00
2.	314	1988 / 62	5.56
3.	297	1999 / 65	4.62
4.	295	1994 / 57	5.13
5.	290	1985 / 66	4.78
6.	287	1980 / 66	5.16
7.	285	2022 / 67	4.25
8.	282	2015 / 65	4.34
9.	275	1979 / 64	4.91
10.	264	1995 / 61	4.43

## Runs Allowed

Game: 25, Oklahoma State - 1948

Rank	Total	Year / Games	Avg./Gm
1.	416	2000 / 54	7.86
2.	405	1997 / 56	7.44
3.	397	1999 / 65	6.18
4.	366	1998 / 59	6.33
5.	363	2009 / 65	5.58
6.	355	1994 / 57	6.18
7.	353	1992 / 57	6.60
8.	348	1988 / 62	6.16
9.	344	2008 / 58	5.93
	344	1987 / 68	5.46

## Earned Runs Allowed

Rank	Total	Year / Games	Avg./Gm
1.	338	1997 / 56	6.21
2.	332	2000 / 54	6.27
3.	329	1999 / 65	5.12
4.	316	1992 / 67	5.90
5.	308	2023 / 61	5.05
6.	307	1988 / 62	5.43
7.	305	1998 / 57	5.28
8.	301	2009 / 65	4.63
9.	290	1994 / 57	5.05
10.	288	2019 / 66	4.36

## Hits Allowed

Rank	Total	Year / Games	Avg./Gm
1.	686	2004 / 69	9.93
2.	624	2002 / 63	9.94
3.	595	2009 / 65	9.15
4.	590	1987 / 68	9.36
5.	581	1997 / 56	10.67
6.	579	1999 / 65	9.02
7.	568	2000 / 54	10.73
8.	567	1985 / 66	9.34
9.	562	1994 / 57	9.78
10.	558	2010 / 64	8.72

## Complete Games

Rank	Total	Year / Games
1.	34	1980 / 66
2.	32	1979 / 64
3.	30	1982 / 57
4.	29	1974 / 43
5.	27	1976 / 47
6.	21	1981 / 52
7.	18	1973 / 31
8.	16	1984 / 56
9.	15	1992 / 57
	15	1970 / 32

## Consecutive Shutouts

Season: 4 - 1980 (March 15-16 - 2 DHs)

## Shutouts

Rank	Total	Year / Games
1.	13	1977 / 51
2.	10	2014 / 65
	10	2012 / 68
4.	9	1980 / 66
	9	1979 / 64
	9	1978 / 44
	9	1976 / 47
8.	8	2025 / 65
	8	2013 / 61
	8	1986 / 60

## Saves

Rank	Total	Year / Games
1.	26	2018 / 69
2.	23	2024 / 60
3.	20	2022 / 67
	20	2021 / 63
	20	2011 / 62
6.	19	2013 / 61
	19	2006 / 60
8.	18	2023 / 61
9.	17	2012 / 68
	17	1989 / 67



The 2013 Arkansas pitching staff finished the season with a school-record 1.89 team ERA, led by Ryne Stanek's 1.39 ERA, which ranks as the fourth-lowest single-season ERA in school history (min. 45 IP).



Arkansas' pitching staff set a then-single season school record with 657 strikeouts in 2021. Golden Spikes Award winner and Dick Howser Trophy winner Kevin Kopps led all Razorback pitchers with 131 strikeouts, good for third most by an Arkansas hurler in a single season.



## TEAM FIELDING

## Percentage

Season: .983 (37 errors in 65 games) - 2025

## Assists

Game: 24, 2x, last at Auburn - 4/5/19

Season: 746 - 2012

## Putouts

Game: 51, Auburn - 5/19/94

Season: 1,839 - 2012

## Errors

Game: 7, 4x, last vs. Louisiana Tech - 3/20/01

Season: 115 - 1983

## Double Plays

Game: 5, at South Alabama - 2/21/15

Season: 77 - 1985

## Triple Plays

Game: 1, 3x

1B Dominic Ficociello to SS Tim Carver at Mississippi State, 3/25/12

2B Mark Burnett to SS Joe Jester to 1B Rodney Nye vs. Auburn (SEC Tournament), 5/17/98

2B Brett Harrison to SS Jim Ward to 1B Ralph Kraus vs. Texas (1983 SWC Tournament)

## TEAM MISCELLANEOUS

## Longest Game, innings

17 innings, Auburn - 5/19/94

## Longest Game, time

6:00, vs. Missouri State (NCAA Regional) - 6/4/17

## Most Runs, combined

Game: 40, Arkansas 32, Saint Louis 8 - 4/7/10

## Most Runners Left on Base

Game: 19, vs. Tennessee - 4/20/02

## Most Wins

Season: 51 - 1985, 1987, 1989

## Most Losses

Season: 30 - 2000

## Most Consecutive Wins

18 - 2/7/96-3/5/96

## Most Consecutive Home Wins

27 - 4/21/84-3/23/85; 2/19/24-4/27/24

## Most Consecutive Losses

13 - 4/30/16-5/21/16

## Most Consecutive SEC Wins

12 - 3/15/25-4/11/25

## Most Consecutive SEC Losses

18 - 3/12/00-4/28/00

## Most Wins to Start Season

18 - 2/7/96-3/5/96

## Most SEC Wins

22 - 1999, 2021

## Most SEC Losses

23 - 2016

## ATTENDANCE

## Home Game

Regular season (Tickets sold):

13,472 vs. USC - 5/3/18

Regular season (Actual):

11,103 vs. LSU - 4/9/11

## Home Series

Regular season (Tickets sold):

34,796 vs. Ole Miss (three games) - 4/29/22 - 5/1/22

Regular season (Actual):

29,931 vs. LSU (three games) - 5/4/07 - 5/6/07

## Home Total Season

Tickets sold: 407,196 (41 games) - 2025

Actual: 244,182 (39 games) - 2018

## Home Average Season

Tickets sold: 10,376 (35 games) - 2022

Actual: 7,419 (34 games) - 2018

## NCAA Postseason Home Game

Actual: 12,167 vs. Missouri State - 6/6/15

(NCAA Fayetteville Super Regional)

## All Games

26,155 vs. Florida State - 6/15/19

(College World Series Game 1, Omaha, Neb.)



Arkansas has finished in the top five nationally in attendance for two decades, including in 2015 when the Razorbacks ranked second nationally with an average attendance of 7,817 fans per game. The 2015 season saw, what was at the time, the largest crowd in Baum-Walker Stadium history with 12,589 tickets sold against Mississippi State on April 25 as well as the largest postseason crowd in Baum-Walker Stadium history with 12,167 fans against Missouri State for Game 2 of the NCAA Fayetteville Super Regional on June 6.

## INDIVIDUAL BATTING

## Games

**Season:** 69, Eric Cole - 2018  
 Dominic Fletcher - 2018  
 Heston Kjerstad - 2018  
**Career:** 246, Danny Hamblin - 2004-07

## Batting Average

**Season (min. 95 AB):** .429, Zack Cox - 2010  
**Career (min. 300 AB):** .377, Matt Erickson - 1995-97

## At Bats

**Game:** 9, Greg D'Alexander vs. Texas A&M - 5/5/89  
 Scott Pose vs. Texas A&M - 5/5/89  
**Season:** 283, Casey Martin - 2019  
**Career:** 940, Danny Hamblin - 2004-07

## Runs

**Game:** 6, Trevor Ezell vs. Grambling State - 4/30/19  
 Jeremy Jackson vs. Northeastern (Okla.) State - 4/16/97  
 Todd Zacher vs. Western Michigan - 2/28/81  
**Season:** 87, Eric Hinske - 1997  
**Career:** 241, Ryan Lundquist - 1996-99

## Hits

**Game:** 6, Jeremy Jackson vs. Northeastern (Okla.) State - 4/16/97  
 Jason McConnell vs. Vanderbilt - 3/16/97  
 Kenderick Moore vs. Alabama - 5/20/95  
 Jeff King vs. Houston - 4/14/84  
**Season:** 102, Zack Cox - 2010  
**Career:** 288, Ryan Lundquist - 1996-99

## Doubles

**Game:** 4, Rodney Nye vs. Louisiana Tech - 3/31/98  
**Season:** 28, Jim Kremers - 1987  
**Career:** 68, Ryan Lundquist - 1996-99

## Triples

**Game:** 2, by many; last by Bobby Wernes vs. North Dakota - 2/14/15  
**Season:** 12, Troy Eklund - 1989; Johnny Ray - 1979  
**Career:** 20, Ty Bilderback - 1992-95

## Home Runs

**Game:** 3, Chad Spanberger vs. Auburn - 5/25/17  
 Brett Eibner vs. Grambling State - 6/4/10  
 Tim Smalling at Ole Miss - 4/26/08  
 Aaron Murphree vs. Siena - 3/7/08  
 Danny Hamblin vs. Oral Roberts - 4/12/05  
 Rodney Nye at South Carolina - 5/16/99  
 Ryan Lundquist vs. Central Missouri State - 3/4/97  
 Scott Epps vs. SMS - 4/30/92  
 Kevin McReynolds vs. TCU - 4/27/80  
 Greg Snowden vs. Rice - 1974  
**Season:** 24, Ryan Lundquist - 1997  
**Career:** 57, Danny Hamblin - 2004-07

## RBI

**Game:** 9, Ryan Lundquist vs. Central Missouri State - 3/4/97  
**Season:** 82, Jeff King - 1985  
**Career:** 232, Ryan Lundquist - 1996-99

## Walks

**Game:** 5, Jared Weger vs. Louisiana Tech - 3/12/23  
 Jake Dugger vs. Alabama - 5/5/06  
 Jim Kremers vs. Northwest Missouri State - 3/4/85  
**Season:** 68, Scott Loke - 1983  
**Career:** 163, Jake Dugger - 2004-07



Danny Hamblin holds the Arkansas career records for home runs (57) and games played (246).

## Strikeouts

**Game:** 5, Heston Kjerstad at LSU - 5/5/18  
 Ty Bilderback - 5/19/94  
 Jeff Parsons vs. Auburn - 5/19/94  
**Season:** 79, Casey Martin - 2019  
**Career:** 235, Danny Hamblin - 2004-07

## Stolen Bases

**Game:** 4, Logan Forsythe vs. Ole Miss - 5/19/07  
 Scott Pose vs. Missouri Southern - 2/13/88  
 Jim Ward vs. Eastern Illinois - 1984  
 Shaun Lacey vs. North Texas State - 1978  
**Season:** 42, Scott Loke - 1983  
**Career:** 95, Kenderick Moore - 1992-96

## Total Bases

**Game:** 15, Ryan Lundquist vs. Central Missouri St. - 3/4/97  
**Season:** 190, Ryan Lundquist - 1997  
**Career:** 538, Ryan Lundquist - 1996-99

## Extra-Base Hits

**Game:** 4, Dylan Leach vs. Central Arkansas - 4/5/22  
 Brett Eibner vs. Grambling State - 6/4/10  
 Andy Wilkins at Oklahoma - 5/30/09  
 Danny Hamblin at Oral Roberts - 4/12/05  
 Rodney Nye vs. Louisiana Tech - 3/31/98  
 Ryan Lundquist vs. Central Missouri St. - 3/4/97  
 Greg D'Alexander vs. Indiana State - 4/1/90  
 Kirk Piskor vs. Wis.-Oshkosh - 3/19/90  
 Ralph Kraus vs. TCU - 4/19/85  
**Season:** 50, Andy Skeels - 1987  
**Career:** 131, Ryan Lundquist - 1996-99

## Slugging Percentage

**Season (min. 150 AB):** .819, Ryan Lundquist - 1997  
**Career (min. 300 AB):** .694, Jeff King - 1984-86

## Hit By Pitch

**Game:** 4, Collin Kuhn vs. Georgia - 4/18/10  
 Judd Kindie vs. Kansas St. - 3/10/03  
 Jack Welsh vs. Florida - 3/25/00  
 Jack Welsh vs. Centenary - 3/1/00  
**Season:** 25, Collin Kuhn - 2010  
**Career:** 53, Collin Kuhn - 2009-11

## Sacrifice Hits

**Game:** 2, by many; last by Hunter Grimes vs. Texas A&M - 4/29/23  
**Season:** 15, Joe Serrano - 2013  
**Career:** 36, Jeff Houck - 1990-93

## Sacrifice Flies

**Game:** 2, 15 times; last by Brady Slavens vs. UAPB - 4/13/21  
**Season:** 12, Greg D'Alexander - 1989  
**Career:** 20, Greg D'Alexander - 1987-90

## INDIVIDUAL PITCHING

## Wins

**Season:** 14, Blaine Knight - 2018  
**Career:** 34, Scott Tabor - 1979-82

## Appearances

**Season:** 36, Phillip Stidham - 1989, 1991  
**Career:** 105, Phillip Stidham - 1989-91

## Innings Pitched

**Game:** 11.2, Charlie Corbell vs. Rice - 1983  
**Season:** 124.0, Nick Schmidt - 2007; Rich Erwin - 1979  
**Career:** 383.1, Charley Boyce - 2003-06

## Strikeouts

**Inning:** 4, Stone Hewlett vs. UCA - 3/5/24  
**Game:** 19, Gage Wood vs. Murray State - 6/16/25  
**Season:** 161, Hagen Smith - 2024  
**Career:** 360, Hagen Smith - 2022-24

## Walks

**Game:** 9, John Cebuhar vs. Missouri - 4/27/88  
 Steve Parker vs. Rice - 3/15/86  
**Season:** 73, John Cebuhar - 1987  
**Career:** 165, Barry Lunney - 1993-97

## ERA

**Season (min. 45 IP):** 0.90, Kevin Kopps - 2021  
**Career (min. 100 IP):** 1.62, Phillip Stidham - 1989-91

## Saves

**Season:** 14, Matt Cronin - 2018  
**Career:** 33, Phillip Stidham - 1989-91



**Games Started****Season:** 20, DJ Baxendale - 2012**Career:** 55, Charley Boyce - 2003-06**Complete Games****Season:** 11, Steve Krueger - 1979, 1980**Career:** 28, Scott Tabor - 1979-82**INDIVIDUAL FIELDING****Putouts****Game:** 20, Ryder Helfrick vs. Murray State - 6/16/25

Trevor Ezell at Auburn - 4/5/19

Andy Wilkins vs. Washington St. - 5/29/09

**Season:** 627, Dominic Ficociello - 2012**Career:** 1,301, Danny Hamblin - 2004-07**Assists****Game:** 10, Bo Bigham vs. Vanderbilt - 3/26/11

Devin Day vs. Texas-Pan American - 3/7/04

**Season, infielder:** 197, Tim Carver - 2012**Season, outfielder:** 11, Jay Carpenter - 1988

11, Tyler Spoon - 2014

**Career:** 539, Tim Thomas - 1989-92**Errors****Game:** 4, Chris Shaddy vs. TCU - 4/27/80**Season:** 28, Jason McConnell - 1996**Career:** 57, Allen Williams - 1991-94**INDIVIDUAL MISCELLANEOUS****Longest Hit Streak**

30 games, Randy Bobb - 1987

**Consecutive Hits**

10, Craig Gentry - 2005

**Consecutive Steals**

37, Chris Clark - 1994-97

**Fewest Strikeouts (min. 200 AB)**

6, Keith Longoria (202 AB) - 1982

**Consecutive Strikeouts (start of game)**

9, Jess Todd - vs. South Carolina - 5/24/07

**Consecutive Strikeouts (multiple games)**

11, Kevin Kopps - at South Carolina (1; 4/22/21), at South

Carolina (6; 4/23/21), at LSU (4; 4/30/21)

**Double-Digit Strikeout Games****Season:** 11, Hagen Smith - 2024**Career:** 14, David Walling - 2024**Most Strikeouts Per Nine Innings (season)**

17.25, Hagen Smith - 2024 (NCAA record)

**Consecutive Batters Retired**

28, Kevin Kopps vs. Texas A&amp;M (6; 4/17), at South Carolina (9;

4/22), at South Carolina (6; 4/23), at LSU (7; 4/30) - 2021

22, Gage Wood vs. Murray State - 2025

20, Richie Nye vs. Iowa State - 1996

Tim Deitz vs. Texas A&amp;M - 1983

**Consecutive Outs Recorded by Strikeout**

15, Hagen Smith vs. Oregon State - 2/23/24

**Consecutive Scoreless Innings Pitched**

29.0, David Walling - 1998

28.0, Kevin Kopps - 2021

**Fewest Walks (season, min. 30 IP)**

5, Marshall Denton (30.0 IP - 2019)

5, Jarrett Gardner (93.1 IP - 2003)

7, Gage Wood (37.2 IP - 2025)

**Fewest Hits (season, min. 30 IP)**

12, Bill Bakewell (31 IP), 1977

**Fewest Runs (season, min. 30 IP)**

4, Michael Gunn (36.2 IP) - 2014

**Fewest Earned Runs (season, min. 30 IP)**

3, Michael Gunn (36.2 IP) - 2014

**Most Defeats (season)**

10, Charley Boyce - 2005

**Longest Relief Appearance**

9.0 IP, Les Lancaster vs. Oral Roberts - 5/9/82

**Best Win Pct. by Pitcher (min. 10 decisions)**

1.000, Blaine Knight (14-0) - 2018

1.000, Steve Krueger (13-0) - 1980



Craig Gentry patrolled the Razorback outfield from 2005-06. He set the Arkansas record for most consecutive hits (10) during the 2005 campaign.



Hagen Smith, the Hogs' career and single-season strikeout king, set a program record with 15 consecutive outs via strikeout vs. Oregon State.



DJ Baxendale set the Arkansas single-season record with 20 starts on the mound during the 2012 campaign.

## GAMES PLAYED

Gms	Player	Years
1. 246	Danny Hamblin	2004-07
2. 242	Kenderick Moore	1992-96
3. 239	Jake Dugger	2004-07
4. 236	Jeff Houck	1990-93
5. 234	Don Thomas	1986-89
6. 232	Ryan Lundquist	1996-99
7. 228	Brian Kirby	1998-01
8. 226	Ralph Kraus	1983-86
9. 223	Greg D'Alexander	1987-90
223	Troy Eklund	1986-89

## BATTING AVG (MIN. 300 AB)

AVG	Player	Years
1. .377	Matt Erickson	1995-97
2. .373	Dave Patterson	1985-86
3. .372	Jeff King	1984-86
4. .358	Andy Skeels	1986-87
5. .356	Randy Bobb	1987-88
6. .355	Zack Cox	2009-10
7. .350	Jeff Hoefler	2000-01
8. .349	Mark Johnson	1990-91
9. .348	Ryan Hinske	1996-98
10. .343	Heston Kjerstad	2018-20
.343	Scott Loseke	1982-83

## AT BATS

AB	Player	Years
1. 940	Danny Hamblin	2004-07
2. 880	Kenderick Moore	1992-96
3. 874	Ryan Lundquist	1996-99
4. 863	Jake Dugger	2004-07
5. 776	Scott Hode	2002-05
6. 770	Jeff Houck	1990-93
7. 769	Allen Williams	1991-94
8. 766	Brian Kirby	1998-01
9. 759	Jack Welsh	1997-00
10. 756	Bo Bigham	2009-12
756	Tim Carver	2009-12

## HITS

Hits	Player	Years
1. 288	Ryan Lundquist	1996-99
2. 284	Danny Hamblin	2004-07
3. 282	Kenderick Moore	1992-96
4. 260	Matt Erickson	1995-97
5. 247	Allen Williams	1991-94
6. 245	Ralph Kraus	1983-86
7. 243	Greg D'Alexander	1987-90
8. 242	Jake Dugger	2004-07
9. 237	Jeff King	1984-86
10. 229	Jack Welsh	1997-00

## SINGLES

1B	Player	Years
1. 209	Kenderick Moore	1992-96
2. 183	Matt Erickson	1995-97
3. 176	Jeff Houck	1990-93
4. 174	Bo Bigham	2009-12
5. 165	Joe Serrano	2012-15
165	Jack Welsh	1997-00
7. 163	Danny Hamblin	2004-07
8. 162	Jake Dugger	2004-07
9. 161	Tim Carver	2009-12
10. 157	Ben Tschepikow	2005-09
157	Clay Goodwin	2002-05
157	Ryan Lundquist	1996-99

## DOUBLES

2B	Player	Years
1. 68	Ryan Lundquist	1996-99
2. 62	Matt Erickson	1995-97
3. 61	Danny Hamblin	2004-07
4. 60	Allen Williams	1991-94
5. 58	Brian Kirby	1998-01
58	Jim Kremers	1985-88
58	Ralph Kraus	1983-86
8. 56	Greg D'Alexander	1987-90
56	Jeff King	1984-86
10. 55	Eric Hinske	1996-98
55	John Hennell	1978-81

## TRIPLES

3B	Player	Years
1. 20	Ty Bilderback	1992-95
2. 19	Allen Williams	1991-94
3. 18	Norm Roberts	1982-85
4. 17	Troy Eklund	1986-89
17	Ralph Kraus	1983-86
6. 15	Jason McConnell	1995-97
7. 14	Scott Epps	1989-92
14	Kevin McReynolds	1979-81
14	Johnny Ray	1978-79
10. 13	Kenderick Moore	1992-96
13	Bubba Carpenter	1988-91
13	John Hennell	1978-81

## HOME RUNS

HR	Player	Years
1. 57	Danny Hamblin	2004-07
2. 56	Ryan Lundquist	1996-99
3. 42	Brett Eibner	2008-10
42	Andy Wilkins	2008-10
42	Jeff King	1984-86
6. 39	Brady Slavens	2021-23
39	Brian Kirby	1998-01
8. 37	Heston Kjerstad	2018-20
9. 35	Wehiwa Aloy	2024-25
35	Rodney Nye	1998-99
35	Greg D'Alexander	1987-90

## SLUGGING PCT. (MIN. 300 AB)

SLG	Player	Years
1. .695	Jeff King	1984-86
2. .681	Andy Skeels	1986-87
3. .642	Kevin McReynolds	1979-81
4. .632	Rodney Nye	1998-99
5. .616	Ryan Lundquist	1996-99
6. .608	Eric Hinske	1996-98
7. .590	Heston Kjerstad	2018-20
8. .589	Andy Wilkins	2008-10
9. .587	Brett Eibner	2008-10
.587	Norm Roberts	1982-85

## RUNS

Runs	Player	Years
1. 241	Ryan Lundquist	1996-99
2. 212	Jack Welsh	1997-00
3. 204	Kenderick Moore	1992-96
4. 202	Danny Hamblin	2004-07
5. 193	Allen Williams	1991-94
6. 188	Matt Erickson	1995-97
7. 182	Jake Dugger	2004-07
182	Troy Eklund	1986-89
9. 178	Eric Hinske	1996-98
178	Jeff King	1984-86

## RBI

RBI	Player	Years
1. 233	Ryan Lundquist	1996-99
2. 219	Danny Hamblin	2004-07
3. 204	Jeff King	1984-86
4. 184	Greg D'Alexander	1987-90
5. 180	Troy Eklund	1986-89
6. 173	Eric Hinske	1996-98
173	Jim Kremers	1985-88
8. 165	Andy Wilkins	2008-10
165	Brian Kirby	1998-01
10. 163	Brady Slavens	2021-23

## TOTAL BASES

TB	Player	Years
1. 538	Ryan Lundquist	1996-99
2. 522	Danny Hamblin	2004-07
3. 443	Jeff King	1984-86
4. 416	Greg D'Alexander	1987-90
5. 400	Kenderick Moore	1992-96
400	Ralph Kraus	1983-86
7. 399	Allen Williams	1991-94
8. 394	Jake Dugger	2004-07
9. 388	Brian Kirby	1998-01
10. 386	Troy Eklund	1986-89

## EXTRA-BASE HITS

EBH	Player	Years
1. 131	Ryan Lundquist	1996-99
2. 121	Danny Hamblin	2004-07
3. 110	Jeff King	1984-86
4. 98	Brian Kirby	1998-01
5. 97	Allen Williams	1991-94
97	Greg D'Alexander	1987-90
7. 96	Ralph Kraus	1983-86
8. 93	Troy Eklund	1986-89
9. 91	Eric Hinske	1996-98
10. 88	Jim Kremers	1985-88

## STOLEN BASES

SB	Player	Years
1. 95	Kenderick Moore	1992-96
2. 72	Scott Bridges	2002-05
3. 71	Allen Williams	1991-94
4. 68	Scott Pose	1987-89
5. 65	Jeff Houck	1990-93
6. 63	Jeff Parsons	1993-95
7. 57	Scott Loseke	1982-83
8. 50	Collin Kuhn	2009-11
50	Scott Bridges	2002-05
50	Jack Welsh	1997-00

## WALKS

BB	Player	Years
1. 163	Jake Dugger	2004-07
2. 156	Tim Thomas	1989-92
3. 129	Allen Williams	1991-94
4. 121	Danny Hamblin	2004-07
121	Bubba Carpenter	1988-91
6. 120	Jeff Houck	1990-93
7. 114	Luke Bonfield	2015-18
8. 112	Andy Wilkins	2008-10
9. 110	Scott Pose	1987-89
10. 106	Jeff Parsons	1993-95

## STRIKEOUTS

K	Player	Years
1. 235	Danny Hamblin	2004-07
2. 224	Brian Kirby	1998-01
3. 211	Jake Dugger	2004-07
4. 202	Carson Shaddy	2015-18
5. 175	Brady Slavens	2021-23
6. 168	Ryan Lundquist	1996-99
7. 161	Brett Eibner	2008-10
8. 158	Christian Franklin	2019-21
9. 157	Casey Martin	2018-20
10. 151	Matt Vinson	2010-13
151	Ryan Fox	2001-03

## SACRIFICE HITS

SH	Player	Years
1. 36	Jeff Houck	1990-93
2. 32	Joe Serrano	2012-15
3. 24	Tim Carver	2009-12
4. 22	Scott Hode	2002-05
5. 18	Jacob Morris	2011-13
18	Scott Bridges	2002-05
18	Tim Thomas	1989-92
18	Don Thomas	1986-89
9. 17	James McCann	2009-11
17	Allen Williams	1991-94

## SACRIFICE FLIES

SF	Player	Years
1. 20	Greg D'Alexander	1987-90
2. 18	Jeff King	1984-86
3. 16	Brady Slavens	2021-23
16	Danny Hamblin	2004-07
5. 15	Kenderick Moore	1992-96
15	Allen Williams	1991-94
7. 13	Jack Welsh	1997-00
13	Troy Eklund	1986-89
9. 12	Dominic Fletcher	2017-19
12	Luke Bonfield	2015-18
12	Dominic Ficociello	2011-13
12	Scott Hode	2002-05
12	Eric Hinske	1996-98
12	Kyle Harris	1992-94

## HIT BY PITCH

HBP	Player	Years
1. 53	Collin Kuhn	2009-11
2. 52	Jack Welsh	1997-00
3. 48	Ryan Lundquist	1996-99
4. 34	Kenderick Moore	1992-96
34	Michael Bernal	2014-16
6. 33	Heston Kjerstad	2018-20
33	Joe Jester	1997-99
8. 32	Brady Toops	2002-04
9. 30	Carson Shaddy	2015-18
30	Brian Anderson	2012-14

*\* Current players in bold*



## GAMES PLAYED

Gms	Player	Year
1.	69 Eric Cole	2018
2.	69 Dominic Fletcher	2018
	69 Heston Kjerstad	2018
4.	68 Haas Pratt	2004
	68 Casey Rowlett	2004
6.	67 Cayden Wallace	2022
	67 Tim Carver	2012
	67 Dominic Ficociello	2012
	67 Matt Reynolds	2012
	67 Jake Dugger	2004
	67 Jim Kremers	1987
	67 Andy Skeels	1987
	67 Kelly Zane	1987

## BATTING AVG (MIN. 95 AB)

AVG	Player	Year
1.	.429 Zack Cox	2010
2.	.425 Jeremy Jackson	1997
3.	.417 Bill Dorothy	1969
4.	.398 Matt Erickson	1997
5.	.397 Ryan Lundquist	1997
	.397 Ralph Kraus	1986
7.	.393 Jim Kremers	1987
8.	.391 Matt Erickson	1996
9.	.387 Greg D'Alexander	1990
	.387 Dave Patterson	1986

## AT BATS

AB	Player	Year
1.	283 Casey Martin	2019
2.	281 Eric Cole	2018
3.	275 Cayden Wallace	2022
4.	269 Charles Davalan	2025
	269 Rodney Nye	1999
6.	267 Dominic Fletcher	2018
7.	266 Wehiwa Aloy	2025
	266 Heston Kjerstad	2019
9.	265 Dominic Fletcher	2019
10.	264 Tim Carver	2012

## HITS

Hits	Player	Year
1.	102 Zack Cox	2010
2.	97 Matt Erickson	1996
3.	94 Matt Erickson	1997
	94 Jeremy Jackson	1997
	94 Jim Kremers	1987
6.	93 Wehiwa Aloy	2025
	93 Charles Davalan	2025
	93 Jeff King	1985
9.	92 Ryan Lundquist	1997
10.	91 Andy Skeels	1987
	91 Ralph Kraus	1986
	91 Dave Patterson	1986

## SINGLES

1B	Player	Year
1.	78 Zack Cox	2010
2.	68 Matt Erickson	1996
3.	67 Tom Pagnozzi	1983
4.	66 Scott Pose	1989
	66 Dave Patterson	1986
	66 Dave Patterson	1985
7.	65 Charles Davalan	2025
8.	64 Jason McConnell	1996
9.	62 Tim Carver	2012
10.	60 Casey Martin	2018
	60 Casey Rowlett	2004
	60 Matt Erickson	1997
	60 Kenderick Moore	1995
	60 Kirk Piskor	1990
	60 Greg D'Alexander	1989

## DOUBLES

2B	Player	Year
1.	28 Jim Kremers	1987
2.	27 Eric Hinske	1998
	27 Matt Erickson	1997
	27 Ralph Kraus	1986
5.	26 Jeff King	1985
6.	25 Trevor Ezell	2019
	25 Andrew Wishy	2003
	25 Andy Skeels	1987
9.	24 Dominic Fletcher	2019
	24 Rodney Nye	1998
	24 Matt Erickson	1996
	24 Kelly Zane	1987

## TRIPLES

3B	Player	Year
1.	12 Troy Eklund	1989
	12 Johnny Ray	1979
3.	9 Bob Hughes	1994
4.	8 Kirk McConnell	2002
	8 Jeremy Jackson	1997
	8 Scott Loseke	1983
	8 Kevin McReynolds	1979
	8 Stan Ley	1971
	8 David Marshall	1971
10.	7 Jason McConnell	1996
	7 Ty Bilderback	1994
	7 Andy Skeels	1987
	7 Ralph Kraus	1986
	7 Norm Roberts	1985
	7 Chris Shaddy	1981

## HOME RUNS

HR	Player	Year
1.	24 Ryan Lundquist	1997
2.	22 Brett Eibner	2010
	22 Danny Hamblin	2007
4.	21 Wehiwa Aloy	2025
5.	20 Andrew Benintendi	2015
	20 Chad Spanberger	2017
	20 Rodney Nye	1999
8.	19 Andy Wilkins	2009
	19 Ryan Fox	2003
10.	18 Andy Skeels	1987

## SLUGGING PCT (MIN. 150 AB)

SLG	Player	Year
1.	.819 Ryan Lundquist	1997
2.	.802 Jeff King	1986
3.	.763 Andy Skeels	1987
4.	.734 Ralph Kraus	1986
5.	.723 Kevin McReynolds	1980
6.	.718 Brett Eibner	2010
7.	.717 Andrew Benintendi	2015
8.	.701 Jeremy Jackson	1997
	.701 Jeff King	1985
10.	.689 Greg D'Alexander	1990

## RUNS

Runs	Player	Year
1.	87 Eric Hinske	1997
2.	86 Matt Erickson	1997
3.	83 Ryan Lundquist	1997
4.	81 Wehiwa Aloy	2025
5.	78 Jason McConnell	1996
6.	76 Joe Jester	1999
7.	72 Trevor Ezell	2019
	72 Dave Patterson	1986
9.	71 Charles Davalan	2025
	71 Jason McConnell	1997
	71 Scott Loseke	1983

## RBI

RBI	Player	Year
1.	82 Jeff King	1985
2.	78 Rodney Nye	1999
	78 Ryan Lundquist	1997
4.	76 Eric Hinske	1997
	76 Jim Kremers	1987
	76 Andy Skeels	1987
7.	72 Jeremy Jackson	1997
8.	71 Brett Eibner	2010
	71 Casey Coon	2007
	71 Eric Hinske	1998

## TOTAL BASES

TB	Player	Year
1.	190 Ryan Lundquist	1997
2.	184 Andy Skeels	1987
3.	179 Wehiwa Aloy	2025
4.	178 Jeff King	1985
5.	168 Ralph Kraus	1986
6.	167 Rodney Nye	1999
7.	162 Andrew Benintendi	2015
8.	161 Collin Kuhn	2010
9.	159 Kevin McReynolds	1980
10.	158 Jim Kremers	1987

## EXTRA-BASE HITS

EBH	Player	Year
1.	50 Andy Skeels	1987
2.	48 Ryan Lundquist	1997
3.	47 Jeff King	1985
4.	46 Ralph Kraus	1986
5.	42 Wehiwa Aloy	2025
	42 Jim Kremers	1987
	42 Jeff King	1986
7.	40 Casey Martin	2019
8.	39 Brett Eibner	2010
	39 Rodney Nye	1999
	39 Rodney Nye	1998

## STOLEN BASES

SB	Player	Year
1.	42 Scott Loseke	1983
2.	35 Joe Jester	1999
	35 Gary Jones	1982
4.	32 Jeff Parsons	1995
5.	29 Kenderick Moore	1996
	29 Allen Williams	1992
7.	28 Ty Bilderback	1995
	28 Scott Pose	1989
9.	27 Jim Ward	1984
10.	26 Kenderick Moore	1995
	26 Mark Johnson	1990
	26 Dan Campbell	1987

## WALKS

BB	Player	Year
1.	68 Scott Loseke	1983
2.	58 Gary Jones	1982
3.	57 Jeff King	1986
4.	54 Tim Thomas	1990
5.	53 Mark Burnett	1999
6.	50 Ben McLaughlin	2024
	50 Andrew Benintendi	2015
	50 Jake Dugger	2004
9.	49 Chase Leavitt	2009
10.	48 Andy Wilkins	2009
	48 Tim Thomas	1992

## STRIKEOUTS

K	Player	Year
1.	79 Casey Martin	2019
2.	78 Christian Franklin	2021
3.	77 Kuhio Aloy	2025
4.	73 Brian Kirby	1999
5.	69 Danny Hamblin	2007
6.	68 Brent Iredale	2025
7.	66 Brady Slavens	2022
	66 Christian Franklin	2019
9.	65 Heston Kjerstad	2019
	65 Zack Cox	2009

## SACRIFICE HITS

SH	Player	Year
1.	15 Joe Serrano	2013
2.	11 Jeff Houck	1992
3.	10 Tim Carver	2012
	10 Jacob Morris	2012
	10 Jeff Houck	1993
	10 Ron Moore	1987
7.	9 Zack Gregory	2022
	9 Brady Toops	2004
	9 Matt Erickson	1995
	9 David Williams	1971

## SACRIFICE FLIES

SF	Player	Year
1.	12 Greg D'Alexander	1989
2.	9 Eric Hinske	1997
3.	8 Robert Moore	2021
	8 Jacob Nesbit	2019
	8 Brian Anderson	2014
	8 Jack Welsh	1999
7.	7 Brent Iredale	2025
	7 Heston Kjerstad	2018
	7 Jax Biggers	2018
	7 Luke Bonfield	2017
	7 Tyler Spoon	2015
	7 Scott Hode	2004
	7 Allen Williams	1994
	7 Kyle Harris	1992
	7 Jeff King	1986
	7 Doyle Wilson	1985
	7 Kevin McReynolds	1979

## HIT BY PITCH

HBP	Player	Year
1.	25 Collin Kuhn	2010
2.	22 Joe Jester	1999
3.	21 Brent Iredale	2025
	21 Casey Coon	2007
4.	18 Heston Kjerstad	2018
	18 Michael Bernal	2014
	18 Michael Conner	2002
	18 Jack Welsh	2000
7.	17 Brady Toops	2004
8.	16 Jace Bohrofen	2023
	16 Zack Gregory	2022
	16 Collin Kuhn	2011
	16 Jack Welsh	1998

\* Current players in bold



## || CAREER PITCHING RECORDS

### APPEARANCES

APP	Player	Years
1. 105	Phillip Stidham	1989-91
2. 94	Kole Ramage	2018-22
3. 92	Kevin Kopps	2017-21
4. 87	Charley Boyce	2003-06
5. 82	Will McEntire	2020-25
82	Rob Quarnstrom	1995-98
7. 78	Josh Merryman	2000-03
8. 77	Barrett Astin	2011-13
9. 71	Zebulon Vermillion	2018-22
71	Josh Alberius	2014-17
71	Brandon Moore	2011-13
71	Wes McCrotty	1998-01

### VICTORIES

Wins	Player	Years
1. 34	Scott Tabor	1979-82
2. 30	Charley Boyce	2003-06
3. 28	Nick Schmidt	2005-07
4. 26	Dennis Fletcher	1986-89
5. 25	Brian Cook	1990-93
6. 24	Hagen Smith	2022-24
24	Blaine Knight	2016-18
24	Matt Carnes	1995-97
9. 23	Doug Bennett	1989-91
23	Kevin Campbell	1984-86
23	Steve Krueger	1979-80
23	Rich Erwin	1976-79

### SAVES

Saves	Player	Years
1. 33	Phillip Stidham	1989-91
2. 27	Matt Cronin	2017-19
3. 15	Barrett Astin	2011-13
15	Bill Bakewell	1977-79
5. 14	Tim Deitz	1983-85
6. 13	Kevin Kopps	2017-21
13	Colby Suggs	2011-13
13	Stephen Richards	2007-09
13	Les Lancaster	1982-84
10. 12	Tim Peters	1986-87

### COMPLETE GAMES

CG	Player	Years
1. 28	Scott Tabor	1979-82
2. 22	Steve Krueger	1979-80
3. 18	Terry Verhage	1968-71
4. 16	Kevin Campbell	1984-86
5. 15	Matt Carnes	1995-97
6. 14	Rich Erwin	1976-79
14	Mark McClain	1976-77
14	Larry Paulsen	1970-73
9. 13	Charlie Corbell	1982-83
10. 10	Brian Cook	1990-93
10	Warren Hemm	1975-76

### GAMES STARTED

GS	Player	Years
1. 55	Charley Boyce	2003-06
2. 52	Nick Schmidt	2005-07
3. 49	Randall Fant	2010-13
4. 46	Kevin Campbell	1984-86
46	Scott Tabor	1979-82
6. 45	Ryne Stanek	2011-13
7. 44	Dennis Fletcher	1986-89
8. 43	Charlie Isaacson	1999-02
9. 42	Hagen Smith	2022-24
42	Blaine Knight	2016-18
42	Barry Lunney Jr.	1993-97
42	Brent Birch	1990-93
42	Brian Cook	1990-93

### INNINGS PITCHED

IP	Player	Years
1. 383.1	Charley Boyce	2003-06
2. 368.0	Scott Tabor	1979-82
3. 340.1	Nick Schmidt	2005-07
4. 306.0	Matt Carnes	1995-97
5. 301.2	Kevin Campbell	1984-86
6. 278.0	Charlie Isaacson	1999-02
7. 272.2	Brent Birch	1990-93
8. 265.0	Rich Erwin	1976-79
9. 261.2	Ray Harris	1985-88
10. 260.0	Brian Cook	1990-93

### STRIKEOUTS

K	Player	Years
1. 360	Hagen Smith	2022-24
2. 345	Nick Schmidt	2005-07
3. 301	Matt Carnes	1995-97
4. 283	David Walling	1998-99
5. 261	Scott Tabor	1979-82
6. 244	Blaine Knight	2016-18
7. 233	Will McEntire	2020-25
8. 232	Kevin Kopps	2017-21
9. 229	Charley Boyce	2003-06
10. 225	Gerald Hannahs	1971-74

### WALKS

BB	Player	Years
1. 165	Barry Lunney Jr.	1993-97
2. 164	Kevin Campbell	1984-86
3. 161	Dennis Fletcher	1986-89
4. 158	Scott Tabor	1979-82
5. 141	John Cebuhar	1987-88
6. 140	Nick Schmidt	2005-07
7. 129	Matt Carnes	1995-97
8. 122	Hagen Smith	2022-24
122	Charlie Isaacson	1999-02
10. 119	Butch Hopkins	1967-69

### ERA (MIN. 100 IP)

ERA	Player	Years
1. 1.62	Phillip Stidham	1989-91
2. 1.66	Steve Krueger	1979-80
3. 2.05	Jalen Beeks	2013-14
4. 2.11	Barrett Astin	2011-13
5. 2.17	Tim Lollar	1977-78
6. 2.28	Zach Jackson	2014-15
7. 2.35	David Rhodes	1977-78
8. 2.55	Ryne Stanek	2011-13
9. 2.59	Kevin Kopps	2017-21
10. 2.64	Chris Oliver	2012-14

\* Current players in bold



Charley Boyce is the Razorbacks' all-time leader in innings pitched and starts.



Dominic Taccolini, Matt Cronin and Josh Alberius combined for the 13th no-hitter in program history against Auburn in the SEC Tournament.



Gage Wood tossed the 11th solo no-hitter in Arkansas program history against Murray State in the College World Series, striking out a school-record 19 batters with zero walks and one hit batter in nine innings.

### ARKANSAS NO-HITTERS (14 total | 11 solo)

Player	Opponent	Score	Date
*Rich Erwin	Missouri Southern	T, 0-0	3/12/76
David Rhodes	Southwestern Oklahoma State	W, 2-0	3/1/77
Scott Glanz	North Dakota State	W, 10-1	3/17/82
Tim Deitz	Texas A&M	W, 3-0	4/2/83
#Fred Faust	Southwest Baptist	W, 21-0	3/21/84
+Steve Parker	Texas A&M	W, 10-0	3/29/86
Dennis Fletcher, Tim Sherrill, Tim Peters	Saint Louis	W, 9-0	3/11/87
Brian Cook, Brian Dennison	Evangel	W, 10-0	4/2/91
Todd Abbott	Vanderbilt	W, 6-0	4/1/94
Richie Nye	Iowa State	W, 14-0	3/1/96
+Scott Roehl	Kansas State	W, 2-0	3/20/01
Nick Schmidt, Brian McLelland, Devin Collis	Oklahoma State	W, 3-0	2/11/06
+Dominic Taccolini, Matt Cronin, Josh Alberius	Auburn (SEC Tournament)	W, 12-0	5/25/17
Gage Wood	Murray State (College World Series)	W, 3-0	6/16/25

\* - 10.2 IP | # - 5.0 IP | + - 7.0 IP



APPEARANCES

APP	Player	Year
1. 36	Phillip Stidham	1991
36	Phillip Stidham	1989
3. 34	Tim Deitz	1985
4. 33	Kevin Kopps	2021
33	Devin Collis	2006
33	Phillip Stidham	1990
33	Bobby Edwards	1987
8. 32	Barrett Astin	2012
32	Boyd Goodner	2004
32	Les Lancaster	1983

VICTORIES

Wins	Player	Year
1. 14	Blaine Knight	2018
2. 13	Steve Krueger	1980
13	Rich Erwin	1979
4. 12	Kevin Kopps	2021
12	Isaiah Campbell	2019
6. 11	Nick Schmidt	2007
11	Charley Boyce	2005
11	Bobby Edwards	1988
11	John Cebuhar	1987
11	Fred Farwell	1985
11	Scott Tabor	1981

SAVES

Sv	Player	Year
1. 14	Matt Cronin	2018
2. 13	Colby Suggs	2013
3. 12	Matt Cronin	2019
12	Phillip Stidham	1989
12	Tim Deitz	1985
6. 11	Kevin Kopps	2021
11	Barrett Astin	2012
11	Phillip Stidham	1990
9. 10	Phillip Stidham	1991
10. 9	Zach Jackson	2015
9	Stephen Richards	2009
9	Devin Collis	2006
9	Jason Stephens	1996

COMPLETE GAMES

CG	Player	Year
1. 11	Steve Krueger	1980
11	Steve Krueger	1979
3. 10	Scott Tabor	1981
10	Rich Erwin	1979
10	Larry Paulsen	1972
6. 8	Mark McClain	1976
7. 7	Charlie Corbell	1982
7	Warren Hemm	1976
9. 6	Eight others	

GAMES STARTED

GS	Player	Year
1. 20	DJ Baxendale	2012
2. 19	Zach Root	2025
19	Connor Noland	2022
19	Connor Noland	2019
19	Blaine Knight	2018
19	Charley Boyce	2004
19	Clint Brannon	2004
8. 18	Isaiah Campbell	2019
18	Keaton McKinney	2015
18	Nick Schmidt	2007
18	Duke Welker	2007
18	John Cebuhar	1987
18	Kevin Campbell	1985
18	Fred Farwell	1985

INNINGS PITCHED

IP	Player	Year
1. 124.0	Nick Schmidt	2007
124.0	Rich Erwin	1979
3. 122.1	Charley Boyce	2005
4. 121.1	David Walling	1999
5. 120.2	Fred Farwell	1985
6. 118.1	Isaiah Campbell	2019
7. 117.0	Nick Schmidt	2007
117.0	Matt Carnes	1996
9. 116.2	Nick Schmidt	2006
116.2	Scott Cunningham	1994

STRIKEOUTS

K	Player	Year
1. 161	Hagen Smith	2024
2. 155	David Walling	1999
3. 145	Nick Schmidt	2006
4. 131	Kevin Kopps	2021
5. 128	Jess Todd	2007
128	David Walling	1998
7. 126	Zach Root	2025
8. 125	Isaiah Campbell	2019
9. 120	Trevor Stephan	2017
10. 114	Drew Smyly	2010

WALKS

BB	Player	Year
1. 73	John Cebuhar	1987
2. 71	Kevin Campbell	1985
3. 68	John Cebuhar	1988
4. 65	Barry Lunney Jr.	1994
5. 58	Scott Cunningham	1994
58	Dennis Fletcher	1988
7. 55	Darrel Akerfelds	1982
55	Scott Tabor	1979
9. 53	Charlie Isaacson	1999
53	Stuart Huchingson	1980

ERA (MIN. 45 IP)

ERA	Player	Year
1. 0.90	Kevin Kopps	2021
2. 0.95	Phillip Stidham	1990
3. 1.20	Phillip Stidham	1991
4. 1.39	Ryne Stanek	2013
5. 1.49	Tim Brewer	1973
6. 1.50	Boyd Goodner	2004
7. 1.58	DJ Baxendale	2011
8. 1.59	Steve Krueger	1980
9. 1.73	Steve Krueger	1979
10. 1.79	Barrett Astin	2013

\* Current players in bold



Matt Cronin set the Arkansas single-season record with 14 saves during the 2018 season.

HISTORY & RECORDS

FRESHMAN RECORDS

HITTING

Games Played		
69	Heston Kjerstad	2018
67	Casey Martin	2018
67	Jake Dugger	2004
Batting Average		
.383	Jeff King	1984
.345	Casey Martin	2018
At Bats		
262	Heston Kjerstad	2018
253	Danny Hamblin	2004
252	Casey Martin	2018
Hits		
87	Casey Martin	2018
87	Heston Kjerstad	2018
Doubles		
19	Danny Hamblin	2004
16	Heston Kjerstad	2018
Triples		
8	Kevin McReynolds	1979

Home Runs		
14	Cayden Wallace	2021
14	Heston Kjerstad	2018
13	Casey Martin	2018
13	Zack Cox	2009
12	Dominic Fletcher	2017
Runs		
65	Heston Kjerstad	2018
53	Danny Hamblin	2004
53	Jeff Houck	1990
52	Cayden Wallace	2021
RBI		
58	Heston Kjerstad	2018
55	Jeff King	1984
Stolen Bases		
23	Jeff Houck	1990
Total Bases		
145	Heston Kjerstad	2018
140	Casey Martin	2018
122	Danny Hamblin	2004
120	Cayden Wallace	2021

Walks		
50	Jake Dugger	2004
Strikeouts		
65	Zack Cox	2009
Sacrifice Hits		
9	Matt Erickson	1995
Sacrifice Flies		
7	Heston Kjerstad	2018
7	Kyle Harris	1992
7	Kevin McReynolds	1979
Hit by Pitch		
18	Heston Kjerstad	2018
12	Ryan Lundquist	1996

PITCHING

Wins		
10	Scott Tabor	1979
ERA (min: 45 IP)		
1.93	Gerald Hannahs	1971

Innings Pitched		
99.2	Nick Schmidt	2005
99.2	Charlie Isaacson	1999
Appearances		
36	Phillip Stidham	1989
Saves		
12	Phillip Stidham	1989
Complete Games		
5	Kevin Campbell	1984
Starts		
19	Connor Noland	2019
Strikeouts		
111	Matt Carnes	1995
Walks		
55	Scott Tabor	1979

# A || YEAR-BY-YEAR RESULTS

Year	Overall				Conference			Coach
	W	L	T	Pct.	W	L	Pct.	
1897	2	4	0	.333				None Appointed
1901	5	1	0	.833				None Appointed
1902	2	7	0	.222				None Appointed
1903	6	2	0	.750				None Appointed
1905	5	4	0	.556				None Appointed
1908	18	5	0	.783				Vandergriff
1909	12	5	0	.705				Hugo Bezdek
1910	12	8	0	.600				Hugo Bezdek
1911	9	5	0	.791				Hugo Bezdek
1912	7	8	0	.467				Hugo Bezdek
1913	13	6	0	.684				Hugo Bezdek
1914	14	5	0	.737				E.T. Pickering
1915	19	7	0	.731				E.T. Pickering
1916	10	5	0	.667				T.T. McConnell
1919	5	3	0	.625				Claude Watts
1920	3	3	0	.500				Claude Watts
1922	0	6	0	.000	0	6	.000	Norman Coyle
1923	5	11	0	.313	2	5	.286	Francis Schmidt
1924	3	11	0	.214	0	8	.000	Francis Schmidt
1925	5	11	0	.313	1	11	.083	Francis Schmidt
1926	4	13	0	.235	1	10	.091	Francis Schmidt
1927	8	5	0	.615				Francis Schmidt
1928	7	6	0	.538				Francis Schmidt
1929	6	7	0	.461				Francis Schmidt
(Baseball discontinued 1930-46)								
1947	4	8	0	.333				Deke Brackett
1948	12	9	0	.571				Deke Brackett
1949	7	5	0	.538				Deke Brackett
1950	6	6	0	.500				Bill Ferrell
1951	10	7	0	.588				Bill Ferrell
1952	6	9	0	.400				Bill Ferrell
1953	7	11	0	.388				Bill Ferrell
1954	5	16	0	.238				Bill Ferrell
1955	11	11	0	.500				Bill Ferrell
1956	14	6	0	.700				Bill Ferrell
1957	6	7	0	.462				Bill Ferrell
1958	8	10	0	.444				Bill Ferrell
1959	6	8	0	.429				Bill Ferrell
1960	14	9	0	.609				Bill Ferrell
1961	9	8	0	.529				Bill Ferrell
1962	13	7	0	.650				Bill Ferrell
1963	13	10	0	.565				Bill Ferrell
1964	8	10	0	.444				Bill Ferrell
1965	3	14	0	.176				Bill Ferrell
1966	4	16	0	.200				Wayne Robbins
1967	15	14	0	.517				Wayne Robbins
1968	13	11	0	.541				Wayne Robbins
1969	18	10	0	.643				Wayne Robbins
1970	19	13	0	.594				Norm DeBriyn
1971	23	18	1	.560				Norm DeBriyn
1972	16	16	0	.500				Norm DeBriyn
1973	23	7	1	.758				Norm DeBriyn
1974	22	21	0	.512	9	15	.375	Norm DeBriyn
1975	20	22	0	.476	8	14	.364	Norm DeBriyn
1976	31	15	1	.670	12	12	.500	Norm DeBriyn
1977	33	18	0	.647	14	10	.583	Norm DeBriyn
1978	31	13	0	.705	18	6	.750	Norm DeBriyn
1979	49	15	0	.766	19	5	.792	Norm DeBriyn
1980	44	22	0	.667	15	8	.652	Norm DeBriyn
1981	31	21	0	.596	12	9	.571	Norm DeBriyn
1982	40	15	2	.719	13	8	.619	Norm DeBriyn
1983	44	21	0	.677	13	8	.619	Norm DeBriyn
1984	40	16	0	.714	12	9	.571	Norm DeBriyn
1985	51	15	0	.773	13	7	.650	Norm DeBriyn
1986	43	17	0	.717	15	6	.714	Norm DeBriyn
1987	51	16	1	.757	17	4	.810	Norm DeBriyn
1988	39	23	0	.629	12	9	.571	Norm DeBriyn
1989	51	16	0	.761	17	4	.810	Norm DeBriyn
1990	47	15	0	.758	16	5	.762	Norm DeBriyn
1991	40	22	0	.645	10	11	.476	Norm DeBriyn
1992	31	26	0	.544	10	13	.436	Norm DeBriyn
1993	33	26	0	.559	11	16	.407	Norm DeBriyn
1994	30	27	0	.526	13	13	.500	Norm DeBriyn

Year	Overall				Conference			Coach
	W	L	T	Pct.	W	L	Pct.	
1995	38	23	0	.623	13	15	.448	Norm DeBriyn
1996	39	20	0	.661	15	15	.500	Norm DeBriyn
1997	36	20	0	.643	15	14	.517	Norm DeBriyn
1998	38	21	0	.644	13	14	.481	Norm DeBriyn
1999	42	23	0	.646	22	8	.733	Norm DeBriyn
2000	24	30	0	.444	8	20	.286	Norm DeBriyn
2001	27	29	0	.482	11	19	.367	Norm DeBriyn
2002	35	28	0	.556	13	14	.481	Norm DeBriyn
2003	35	22	0	.614	14	16	.467	Dave Van Horn
2004	45	24	0	.652	19	11	.633	Dave Van Horn
2005	39	22	0	.639	13	17	.433	Dave Van Horn
2006	39	21	0	.650	18	12	.600	Dave Van Horn
2007	43	21	0	.672	18	12	.600	Dave Van Horn
2008	34	24	0	.586	14	15	.483	Dave Van Horn
2009	41	24	0	.631	14	15	.483	Dave Van Horn
2010	43	21	0	.672	18	12	.600	Dave Van Horn
2011	40	22	0	.645	15	15	.500	Dave Van Horn
2012	46	22	0	.676	16	14	.533	Dave Van Horn
2013	39	22	0	.639	18	11	.621	Dave Van Horn
2014	40	25	0	.615	16	14	.533	Dave Van Horn
2015	40	25	0	.615	17	12	.586	Dave Van Horn
2016	26	29	0	.473	7	23	.233	Dave Van Horn
2017	45	19	0	.703	18	11	.621	Dave Van Horn
2018	48	21	0	.696	18	12	.600	Dave Van Horn
2019	46	20	0	.697	20	10	.667	Dave Van Horn
2020	11	5	0	.688	---	---	---	Dave Van Horn
2021	50	13	0	.794	22	8	.733	Dave Van Horn
2022	46	21	0	.687	18	12	.600	Dave Van Horn
2023	43	18	0	.705	20	10	.667	Dave Van Horn
2024	44	16	0	.733	20	10	.667	Dave Van Horn
2025	50	15	0	.769	20	10	.667	Dave Van Horn

## Team Records - Season

<b>All-Time Record/Seasons:</b>	2,486-1,492-6 (.625)/103
<b>All-Time Conference Record/Seasons:</b>	Southeastern Conference - 517-443 (.539)/33
	Southwest Conference - 249-190 (.567)/23
	Overall Conference Record - 766-633 (.548)/56

## Razorback All-Time Head Coaching Records

Coach	W	L	T	Pct.	Tenure (Yrs.)
None Appointed	20	18	0	.527	1897-1905 (5)
Vandergriff	18	5	0	.783	1908 (1)
Hugo Bezdek	53	32	0	.624	1909-13 (5)
E.T. Pickering	33	12	0	.733	1914-15 (2)
T.T. McConnell	10	5	0	.667	1916 (1)
Claude Watts	8	6	0	.571	1919-20 (2)
Norman Coyle	0	6	0	.000	1922 (1)
Francis Schmidt	38	64	0	.373	1923-29 (7)
Deke Brackett	23	22	0	.511	1947-49 (3)
Bill Ferrell	139	149	0	.483	1950-65 (16)
Wayne Robbins	50	51	0	.495	1966-69 (4)
Norm DeBriyn	1,161	650	6	.640	1970-2002 (33)
Dave Van Horn	933	472	0	.664	2003-Present (23)
<b>Totals</b>	<b>2,486</b>	<b>1,492</b>	<b>6</b>	<b>.625</b>	



Legendary former head coach Norm DeBriyn (1,161 wins) and current Razorback head coach Dave Van Horn (933 wins) have combined for 2,094 of Arkansas' 2,486 total wins (84.2 percent) in program history.



## February

Day	W-L	Win %	Home	Away	Neu.
1	0-0	N/A	0-0	0-0	0-0
2	1-0	1.000	0-0	1-0	0-0
3	0-1	.000	0-0	0-1	0-0
4	2-0	1.000	1-0	1-0	0-0
5	1-0	1.000	1-0	0-0	0-0
6	1-0	1.000	1-0	0-0	0-0
7	1-0	1.000	1-0	0-0	0-0
8	0-0	N/A	0-0	0-0	0-0
9	2-3	.400	1-0	1-3	0-0
10	4-3	.571	1-0	2-3	1-0
11	10-1	.909	5-0	4-1	1-0
12	5-2	.714	4-0	0-2	1-0
13	7-3	.700	5-1	2-1	0-1
14	14-1-1	.906	11-0	2-0-1	1-1
15	13-3	.813	10-1	2-1	1-1
16	15-4	.790	13-1	2-2	0-1
17	20-2	.909	15-1	3-1	2-0
18	16-6	.727	12-4	2-1	2-1
19	20-5	.800	18-2	1-3	1-0
20	16-4	.800	13-2	2-0	1-2
21	21-3	.875	15-2	3-0	3-1
22	23-5	.821	20-2	1-2	2-1
23	21-5	.808	18-2	1-2	2-1
24	17-6	.739	15-4	2-1	0-1
25	27-6	.818	24-2	0-4	3-0
26	13-9	.591	11-5	1-3	1-1
27	22-8	.733	18-3	2-2	2-3
28	20-6	.769	12-0	2-2	6-4
29	7-2	.778	3-0	1-1	3-1
Totals	319-88-1	.783	248-32	38-36-1	33-20

## March

Day	W-L	Win %	Home	Away	Neu.
1	23-13	.639	15-5	3-5	5-3
2	29-9	.763	21-3	3-3	5-3
3	13-11	.542	9-4	1-3	3-4
4	24-7	.774	18-3	3-3	3-1
5	28-6	.824	24-2	4-4	0-0
6	22-10	.688	16-6	4-3	2-1
7	20-9	.690	19-2	0-5	1-2
8	24-5-1	.817	22-2-1	1-3	1-0
9	23-17	.575	21-10	2-7	0-0
10	37-6	.861	32-4	5-2	0-0
11	23-6	.793	21-3	2-3	0-0
12	21-12-1	.632	17-6-1	3-6	1-0
13	31-5	.861	27-2	4-1	0-2
14	27-11	.711	23-2	1-9	3-0
15	27-14	.659	24-6	1-7	2-1
16	33-5	.868	24-2	8-2	1-1
17	33-12	.733	22-5	7-7	4-0
18	23-12	.657	14-6	8-5	1-1
19	25-15-1	.622	16-3-1	8-10	1-2
20	23-13	.639	12-3	10-9	1-1
21	32-13	.711	21-5	11-8	0-0
22	28-13	.683	16-6	11-7	1-0
23	26-15	.634	16-3	10-12	0-0
24	18-12	.600	8-6	10-5	0-1
25	31-17	.646	25-7	5-10	1-0
26	24-14-1	.628	18-9-1	5-4	1-1
27	28-14	.683	19-5	8-3	1-6
28	25-14	.641	16-5	8-4	1-5
29	16-19	.457	11-6	5-11	0-2
30	18-16	.529	13-5	5-11	0-0
31	26-11	.703	14-7	10-4	2-0
Totals	781-356-4	.686	574-143-4	166-176	41-37

## April

Day	W-L	Win %	Home	Away	Neu.
1	24-16	.600	13-4	10-10	1-2
2	19-15	.559	9-7	10-7	0-1
3	24-11	.686	13-3	11-7	0-1
4	20-17	.541	11-10	9-7	0-0
5	28-13	.683	21-3	7-10	0-0
6	24-16	.600	19-10	5-6	0-0
7	27-8	.771	19-3	8-5	0-0
8	25-14	.641	21-9	4-5	0-0
9	25-11	.694	20-4	5-7	0-0
10	16-16	.500	10-8	6-8	0-0
11	24-12	.667	12-4	12-8	0-0
12	16-20	.444	11-5	5-15	0-0
13	25-14	.641	18-6	7-8	0-0
14	26-15	.634	20-8	5-7	1-0
15	29-11	.725	21-3	8-8	0-0
16	20-14	.588	12-5	8-9	0-0
17	25-11	.694	17-3	8-8	0-0
18	23-14	.622	15-3	8-11	0-0
19	26-14	.650	10-6	16-7	0-1
20	22-17	.564	17-4	3-13	2-0
21	20-20	.500	14-5	5-15	1-0
22	16-17	.485	4-4	12-13	0-0
23	25-17	.595	14-5	10-11	1-1
24	20-13	.606	9-7	11-4	0-2
25	15-17	.469	7-2	6-15	2-0
26	18-16	.529	10-5	7-10	1-1
27	25-17	.595	9-5	15-12	1-0
28	18-11	.621	11-4	7-6	0-1
29	23-7	.767	16-2	6-3	1-2
30	25-9	.735	18-4	7-4	0-1
Totals	673-423	.614	420-151	242-259	11-13


## May

Day	W-L	Win %	Home	Away	Neu.
1	14-14	.500	9-11	4-3	1-0
2	13-16	.448	10-9	3-6	0-1
3	15-8	.652	9-4	6-4	0-0
4	13-14	.482	10-7	3-7	0-0
5	13-9	.591	6-5	7-4	0-0
6	15-6	.714	11-3	4-3	0-0
7	13-8	.619	7-1	6-7	0-0
8	9-16	.360	5-4	4-10	0-2
9	13-9	.591	8-1	3-8	2-0
10	11-10	.524	8-3	3-6	0-1
11	13-10	.565	8-5	4-5	1-0
12	20-5	.800	9-1	10-2	1-2
13	8-15	.348	3-6	2-7	3-2
14	12-14	.462	5-5	4-7	3-2
15	14-16	.467	4-7	7-5	3-4
16	9-12	.429	1-3	6-8	2-1
17	14-5	.737	6-2	5-2	3-1
18	7-11	.389	3-2	3-8	1-1
19	10-9	.526	4-2	2-5	4-2
20	7-11	.388	2-3	1-4	4-4
21	8-9	.471	5-2	1-2	2-5
22	12-9	.571	1-2	3-1	8-6
23	8-11	.421	1-0	0-0	7-11
24	4-7	.364	0-0	0-0	4-7
25	5-8	.384	0-0	1-0	4-8
26	8-6	.571	0-0	0-1	8-5
27	5-8	.384	0-0	0-0	5-8
28	3-5	.429	1-0	0-1	2-4
29	5-3	.625	1-2	0-0	4-1
30	5-3	.625	2-0	1-0	2-3
31	9-4	.692	3-0	0-2	6-2
Totals	315-291	.520	142-90	93-118	80-83

## June

Day	W-L	Win %	Home	Away	Neu.
1	9-2	.818	4-1	0-1	5-0
2	7-5	.583	4-3	1-1	2-1
3	7-5	.583	3-2	0-0	4-3
4	9-3	.750	5-3	2-0	2-0
5	7-6	.538	4-3	1-3	2-0
6	5-6	.455	2-3	2-1	1-2
7	5-0	1.000	4-0	1-0	0-0
8	2-3	.400	2-0	0-1	0-2
9	1-3	.250	1-1	0-2	0-0
10	2-1	.667	1-1	1-0	0-0
11	5-0	1.000	3-0	2-0	0-0
12	2-2	.500	1-1	1-1	0-0
13	1-3	.250	0-1	0-1	1-1
14	0-1	.000	0-0	0-0	0-1
15	0-3	.000	0-0	0-0	0-3
16	2-0	1.000	0-0	0-0	2-0
17	3-1	.750	0-0	0-0	3-1
18	2-2	.500	0-0	0-0	2-2
19	0-2	.000	0-0	0-0	0-2
20	1-1	.500	0-0	0-0	1-1
21	1-1	.500	0-0	0-0	1-1
22	2-1	.667	0-0	0-0	2-1
23	0-1	.000	0-0	0-0	0-1
24	0-0	N/A	0-0	0-0	0-0
25	0-0	N/A	0-0	0-0	0-0
26	1-0	1.000	0-0	0-0	1-0
27	0-1	.000	0-0	0-0	0-1
28	0-1	.000	0-0	0-0	0-1
29	0-0	N/A	0-0	0-0	0-0
30	0-0	N/A	0-0	0-0	0-0
Totals	74-54	.578	34-19	11-11	29-24

\*Bold indicates 2026 regular season game date  
Note: Not all game dates available prior to 1980




Chad Spanberger hit nine home runs and drove in 18 runs during May of 2017, propelling Arkansas to host an NCAA Regional.



Tim Carver got off to a red-hot start in 2012, hitting .462 in February with 12 hits, eight runs scored and nine runs batted in.



Haas Pratt caught fire in April of 2004, hitting .351 with 27 hits, nine doubles and 21 RBI to spark the Hogs' College World Series run.



Joe Serrano had a June to remember in 2012, hitting .444 with 12 hits to lead Arkansas to the College World Series.

Year	G	AB	R	H	Avg.	2B	3B	HR	RBI	TB	Slg.%	BB	HBP	SO	SB	SF	SH	E
1968	24	739	146	215	.291	41	9	8	124	290	.403	125	10	118	37	-	17	-
1969	28	841	171	252	.300	44	7	23	145	379	.451	127	-	141	38	-	-	-
1970	32	890	193	247	.278	31	13	14	142	346	.389	138	7	154	49	-	30	-
1971	41	1166	221	320	.274	53	22	17	180	468	.401	142	12	183	66	-	30	-
1972	34	963	140	242	.251	32	16	11	116	339	.352	100	7	173	33	-	25	-
1973	28	777	167	240	.309	31	7	18	140	339	.436	124	8	117	50	-	11	-
1974	43	1256	209	335	.266	49	7	27	175	456	.363	157	12	216	42	-	28	55
1975	42	1193	186	297	.249	49	16	4	143	400	.335	169	17	183	51	-	24	75
1976	47	1382	226	379	.274	55	16	21	195	529	.383	194	9	194	72	-	42	-
1977	51	1459	225	356	.244	51	14	20	194	495	.339	191	20	246	79	13	14	-
1978	44	1288	235	347	.269	52	21	22	194	507	.394	224	13	173	89	14	11	60
1979	64	1978	393	600	.303	115	<b>40</b>	47	351	936	.473	246	22	245	75	28	23	91
1980	66	2023	408	624	.308	107	35	57	357	972	.480	221	14	268	78	22	11	108
1981	52	1707	398	533	.312	96	25	38	351	793	.465	236	9	251	69	26	22	73
1982	57	1681	349	525	.312	69	26	21	286	709	.422	223	13	218	142	30	45	74
1983	65	2079	437	618	.297	112	38	31	367	899	.432	290	28	345	<b>155</b>	26	20	<b>115</b>
1984	56	1775	439	593	.334	100	34	45	373	896	.504	247	32	230	103	30	25	88
1985	66	2192	543	704	.321	139	34	74	470	1133	.517	<b>361</b>	25	356	95	24	25	90
1986	60	1988	457	613	.308	123	33	54	416	964	.485	279	25	303	77	40	26	84
1987	68	2273	575	<b>740</b>	.326	<b>172</b>	38	70	498	<b>1198</b>	.527	355	23	348	123	31	44	96
1988	62	2019	482	610	.302	125	29	64	417	985	.488	301	31	309	100	32	28	67
1989	67	2233	466	686	.307	142	35	38	405	1012	.453	290	32	327	115	37	30	64
1990	62	1995	437	548	.325	115	34	46	394	969	.486	309	39	276	117	19	28	75
1991	62	1979	392	547	.276	103	31	37	329	823	.416	237	45	289	73	37	34	79
1992	57	1878	399	542	.289	101	30	29	347	790	.421	280	40	331	112	29	38	64
1993	59	1917	379	548	.286	106	34	26	326	797	.416	261	32	335	115	20	35	84
1994	57	2094	420	629	.300	119	38	36	357	932	.445	234	35	400	119	25	30	110
1995	61	2110	407	642	.304	106	34	34	342	918	.435	196	49	352	133	<b>42</b>	45	99
1996	59	2123	477	655	.313	127	31	38	420	968	.456	252	61	323	94	21	21	109
1997	56	2118	<b>589</b>	723	<b>.341</b>	168	29	80	<b>525</b>	1189	<b>.561</b>	236	50	355	90	27	14	91
1998	59	2110	498	666	.316	142	13	71	459	1047	.496	251	68	374	64	31	25	87
1999	65	2339	529	705	.301	153	7	84	473	1124	.481	325	90	441	136	27	33	88
2000	54	1904	381	550	.289	119	12	35	332	798	.419	229	72	358	66	26	32	101
2001	56	1954	353	570	.292	105	15	45	318	840	.430	207	61	357	73	19	32	101
2002	63	2187	399	608	.278	104	15	51	354	895	.409	241	89	462	63	21	37	80
2003	57	1994	377	574	.288	125	14	53	347	886	.444	206	94	370	43	16	38	89
2004	<b>69</b>	<b>2402</b>	446	697	.290	126	11	53	389	1004	.418	304	68	451	112	34	48	111
2005	61	2119	400	643	.303	133	10	53	368	955	.451	214	74	386	108	32	33	87
2006	60	2057	380	584	.284	118	11	64	336	916	.445	272	58	454	82	19	39	90
2007	64	2203	481	634	.288	135	7	75	433	1008	.458	288	<b>107</b>	482	68	34	38	85
2008	58	2004	418	582	.290	106	11	77	373	941	.470	270	59	439	61	21	40	75
2009	65	2207	412	603	.273	112	13	80	373	981	.444	279	59	518	67	15	43	82
2010	64	2276	481	697	.306	130	11	92	449	1125	.494	261	93	423	73	25	23	87
2011	62	2015	324	544	.270	100	16	38	293	790	.392	198	59	441	122	29	<b>56</b>	76
2012	68	2247	351	608	.271	119	9	39	319	862	.384	245	62	445	68	31	48	80
2013	61	2015	298	524	.260	75	12	27	270	704	.349	242	36	378	49	27	52	87
2014	65	2101	323	552	.263	92	9	28	294	746	.355	219	85	397	56	36	54	73
2015	65	2164	387	623	.288	107	18	53	343	925	.427	273	57	418	55	31	29	63
2016	55	1870	324	515	.275	90	13	49	288	778	.416	222	39	413	40	24	26	63
2017	64	2194	422	627	.286	97	13	83	385	999	.455	258	63	463	27	24	25	55
2018	<b>69</b>	2347	482	695	.296	115	5	98	452	1114	.475	324	69	511	39	<b>42</b>	21	68
2019	66	2279	491	679	.298	142	15	88	458	1115	.489	321	56	<b>581</b>	81	30	27	67
2020	16	565	118	175	.310	33	2	21	111	275	.487	78	15	146	17	7	4	15
2021	63	2094	483	560	.267	100	11	109	433	1009	.482	360	70	567	44	36	10	45
2022	67	2277	472	628	.276	127	11	106	443	1095	.481	325	72	546	49	24	18	43
2023	61	1990	462	543	.273	92	10	92	429	931	.468	321	77	531	53	33	15	41
2024	60	1977	401	535	.271	93	3	87	370	895	.453	300	68	463	44	28	15	39
2025	65	2174	550	672	.309	118	9	<b>127</b>	516	1189	.547	334	85	552	56	30	19	37


Numbers in **Bold** indicate school records



Rodney Nye set the then-school record for at-bats in a single season with 269 in 1999, when he hit .320 with 11 home runs.



Eric Hinske cranked 30 homers and 91 extra-base hits during his time at Arkansas, continuing his success in his 16-year MLB playing career.



Andy Wilkins hit 15 home runs in 2010 and played a large part in the Razorbacks setting a then-single season record with 92 home runs.



Year	G	W-L	Pct.	IP	H	R	ER	ERA	BB	SO	CG	SHO	SV
1967	29	15-14	.517	213.1	215	143	109	4.60	137	214	13	2	-
1968	24	13-11	.541	-	-	-	-	-	-	-	-	1	-
1969	28	18-10	.643	210.0	<b>166</b>	<b>95</b>	<b>70</b>	3.00	114	200	13	3	-
1970	32	19-13	.594	228.0	239	132	94	3.71	<b>106</b>	210	15	5	-
1971	41	23-17	.561	298.0	261	157	98	2.96	108	262	-	4	-
1972	34	16-18	.471	248.0	221	137	100	3.63	110	227	13	5	-
1973	31	<b>23-7</b>	.758	204.0	197	105	72	3.18	107	175	18	5	-
1974	43	22-21	.512	330.2	341	287	162	4.41	174	281	29	3	-
1975	42	20-22	.476	310.1	317	188	139	4.03	206	231	11	3	-
1976	47	31-15	.674	361.1	314	147	110	2.74	131	254	27	9	-
1977	51	33-18	.647	390.1	303	153	123	2.84	170	308	14	<b>13</b>	-
1978	44	31-13	.705	343.1	282	178	132	3.46	190	320	11	9	6
1979	64	49-15	.766	503.0	401	215	169	3.02	275	341	32	9	7
1980	66	44-22	.667	500.2	450	286	209	3.76	287	340	<b>34</b>	9	5
1981	52	31-21	.596	414.1	389	255	205	4.45	235	265	21	5	4
1982	57	40-15	.603	447.1	335	201	149	3.00	254	349	30	6	4
1983	65	44-21	.698	526.2	527	322	240	4.10	238	286	10	4	11
1984	56	40-16	.714	444.2	430	253	199	4.03	224	312	16	5	12
1985	66	<b>51-15</b>	.773	546.1	567	332	277	4.56	290	361	14	5	14
1986	60	43-17	.717	501.0	447	250	205	3.68	242	358	14	8	10
1987	68	<b>51-16</b>	.757	567.1	590	344	281	4.46	315	496	7	5	16
1988	62	39-23	.629	508.2	489	348	307	5.43	314	401	14	5	9
1989	67	<b>51-16</b>	.761	576.0	504	255	216	3.38	249	495	12	6	17
1990	62	47-15	.758	520.0	513	255	210	3.63	208	390	10	2	15
1991	62	40-22	.645	518.2	472	268	207	3.59	240	387	3	3	13
1992	57	31-26	.544	481.2	539	353	316	5.90	226	317	15	5	3
1993	59	33-26	.559	500.1	501	288	239	4.30	222	432	6	2	9
1994	57	30-27	.526	517.1	562	355	290	5.05	295	377	7	3	9
1995	61	38-23	.623	536.1	547	337	283	4.75	264	506	10	2	15
1996	59	39-20	.661	522.0	504	305	243	4.19	206	434	10	3	12
1997	56	36-20	.643	491.0	581	405	338	6.20	248	414	3	1	9
1998	59	38-21	.644	520.1	551	366	305	5.28	208	480	4	2	14
1999	65	42-23	.646	578.0	579	397	329	5.12	297	554	6	0	11
2000	54	24-30	.444	476.1	568	416	332	6.27	263	365	1	1	12
2001	56	27-29	.482	490.2	490	325	253	4.64	209	403	2	3	10
2002	63	35-28	.556	565.0	624	336	277	4.41	181	378	2	2	14
2003	57	35-22	.614	513.2	557	293	233	4.08	111	383	3	0	10
2004	<b>69</b>	45-24	.652	<b>621.1</b>	686	339	267	3.87	186	448	3	1	16
2005	61	39-22	.639	540.1	552	300	243	4.05	196	371	3	2	13
2006	60	39-21	.650	536.0	519	273	217	3.64	169	453	1	1	19
2007	64	43-21	.672	569.0	532	294	249	3.94	219	565	7	5	12
2008	58	34-24	.586	518.0	550	344	283	4.92	220	445	2	1	9
2009	65	41-24	.631	580.0	595	363	301	4.67	245	511	1	4	16
2010	64	43-21	.672	574.2	558	297	251	3.93	189	551	2	2	13
2011	62	40-22	.645	542.2	474	222	193	3.20	204	447	2	6	20
2012	68	46-22	.676	613.0	513	231	193	2.83	224	534	0	10	17
2013	61	39-22	.639	547.1	413	166	115	<b>1.89</b>	195	477	1	8	19
2014	65	40-25	.615	575.1	440	206	168	2.63	210	435	6	10	14
2015	65	40-25	.615	570.2	543	304	259	4.08	282	484	2	5	15
2016	55	26-29	.473	484.0	503	317	269	5.00	238	452	2	4	9
2017	64	45-19	.703	564.0	486	254	226	3.61	207	619	2	7	14
2018	<b>69</b>	48-21	.696	603.1	530	290	238	3.55	228	619	0	6	<b>26</b>
2019	66	46-20	.697	581.2	485	288	252	3.90	238	615	0	5	15
2020	16	11-5	.688	142.0	129	71	38	3.68	51	143	0	1	3
2021	63	50-13	<b>.794</b>	558.0	467	257	234	3.77	218	657	0	5	20
2022	67	46-21	.687	591.0	505	290	267	4.07	285	674	0	3	20
2023	61	43-18	.705	530.2	537	333	308	5.22	257	552	2	1	18
2024	60	44-16	.733	523.2	415	245	225	3.87	227	<b>706</b>	0	6	23
2025	65	50-15	.769	557.2	473	258	238	3.84	193	703	2	8	15

Numbers in **Bold** indicate school records



Cliff Lee posted a 4-3 record in 2000 with the Razorbacks and went on to win the American League Cy Young Award in 2008.



Blaine Knight went 14-0 in 2018, setting the program's single-season wins record. He was the only pitcher in the nation with a 14-0 record.



Matt Carnes recorded 301 strikeouts and 24 wins during his three-year career at Arkansas.



# || YEAR-BY-YEAR LEADERS

## HITTING (Min. 2.5 AB per game)

### Batting Average

Year	AVG	Player
1952	.308	Lyle Wilkerson
1953	.394	Lamar McHan
1954	.351	Francis Long
1955	.359	Joe Thomason
1956	.386	Joe Kretschmar
1957	.400	L. Drummonds
1958	.369	L. Drummonds
1959	.320	Pat Foster
1960	.341	Jerry Carillon
	.341	Pat Foster
1961	.375	Jerry Carillon
1962	.382	Jerry Carillon
1963	.371	Jim Jay
1964	.383	Mike Haynie
1965	.322	Bill Gray
1966	.292	Ronnie Tiffie
1967	.341	Fredy Washington
1968	.352	Mike Pryor
1969	.417	Bill Dorothy
1970	.342	Mike Pryor
1971	.326	David Marshall
1972	.327	Stan Ley
1973	.395	Keith Cochran
1974	.372	John Jenkins
1975	.358	Wally Erwin
1976	.350	Bill Montgomery
1977	.301	Arvis Harper
1978	.356	Tim Lollar
1979	.357	Ed Wallace
1980	.386	Kevin McReynolds
1981	.378	Billy Dees
1982	.367	Dave Van Horn
1983	.362	Tom Pagnozzi
1984	.383	Jeff King
1985	.366	Jeff King
1986	.397	Ralph Kraus
1987	.393	Jim Kremers
1988	.337	Randy Bobb
1989	.383	Scott Pose
1990	.387	Greg D'Alexander
1991	.354	Mark Johnson
1992	.335	Scott Epps
1993	.335	Allen Williams
1994	.353	Kyle Harris
1995	.371	Ty Bilderback
1996	.391	Matt Erickson
1997	.425	Jeremy Jackson
1998	.365	Eric Hinske
1999	.338	Joe Jester
2000	.356	Scott Crossett
2001	.357	Jeff Hoefler
2002	.316	Scott Bridges
2003	.332	Clay Goodwin
2004	.319	Clay Goodwin
2005	.341	Danny Hamblin
2006	.326	Craig Gentry
2007	.347	Logan Forsythe
2008	.366	Chase Leavitt
2009	.319	Andy Wilkins
2010	.429	<b>Zack Cox</b>
2011	.335	Dominic Ficoiello
2012	.323	Matt Reynolds
2013	.325	Brian Anderson
2014	.328	Brian Anderson
2015	.376	Andrew Benintendi
2016	.332	Carson Shaddy
2017	.338	Jax Biggers
2018	.345	Casey Martin
2019	.345	Matt Goodheart
2020	.448*	Heston Kjerstad
2021	.284	Brady Slavens
2022	.326	Chris Lanzilli
2023	.318	Jace Bohrofen
2024	.340	Peyton Stovall
2025	.356	Logan Maxwell

### At Bats

Year	AB	Player
1967	102	Randy Marshall
1968	76	Bill Brill
1969	104	Mike Pryor
1970	98	Fred Wanger
1971	141	Stan Ley
	141	David Marshall
1972	110	Stan Ley
1973	95	Thurman Smith
1974	137	Doug Pogue
1975	134	Ralph Bradbury
1976	171	Ralph Bradbury
1977	187	Ralph Bradbury
1978	154	Johnny Ray
1979	235	Johnny Ray
1980	220	Kevin McReynolds
1981	196	Billy Dees
1982	202	Keith Longoria
1983	250	Brett Harrison
1984	196	Jeff King
1985	254	Jeff King
1986	235	Dave Patterson
1987	241	Andy Skeels
1988	215	Jim Kremers
1989	242	Greg D'Alexander
1990	247	Kirk Piskor
1991	226	Mark Johnson
1992	229	Allen Williams
1993	212	Allen Williams
1994	243	Kenderick Moore
1995	252	Kenderick Moore
1996	255	Jason McConnell
1997	251	Jason McConnell

1998	233	Eric Hinske
1999	269	Rodney Nye
2000	203	Brian Kirby
2001	202	Brian Kirby
2002	224	Michael Conner
2003	232	Haas Pratt
2004	258	Haas Pratt
2005	224	Clay Goodwin
2006	235	Danny Hamblin
2007	232	Danny Hamblin
2008	224	Tim Smalling
2009	241	Scott Lyons
2010	259	Collin Kuhn
2011	237	Bo Bigham
2012	264	Tim Carver
2013	236	Tyler Spoon
2014	241	Brian Anderson
2015	245	Tyler Spoon
2016	211	Carson Shaddy
2017	248	Luke Bonfield
2018	267	Dominic Fletcher
2019	283	<b>Casey Martin</b>
2020*	67	Heston Kjerstad
2021	240	Cayden Wallace
2022	275	Cayden Wallace
2023	214	Jace Bohrofen
2024	237	Wehiwa Aloy
2025	269	Charles Davalan

### Runs

Year	Runs	Player
1967	31	Fredy Washington
1968	20	Fredy Washington
1969	26	Mike Pryor
1970	27	H.A. Scott
1971	38	David Marshall
1972	22	Stan Ley
1973	23	Thurman Smith
1974	27	Dennis Lundquist
1975	30	Wally Erwin
1976	31	Bill Montgomery
1977	27	Arvis Harper
	27	Tim Lollar
1978	27	Shaun Lacey
	27	Johnny Ray
1979	55	Johnny Ray
1980	57	Kevin McReynolds
1981	45	Todd Zacher
1982	65	Gary Jones
1983	71	Scott Loseke
1984	52	Brett Harrison
1985	64	Jeff King
1986	72	Dave Patterson
1987	70	Andy Skeels
1988	54	Troy Eklund
1989	62	Troy Eklund
1990	56	Kirk Piskor
1991	69	Mark Johnson
1992	50	Allen Williams
1993	59	Allen Williams
1994	58	Allen Williams
1995	61	Ty Bilderback
1996	78	Jason McConnell
1997	87	<b>Eric Hinske</b>
1998	65	Jack Welsh
1999	76	Joe Jester
2000	66	Jack Welsh
2001	39	Michael Conner
2002	52	Michael Conner
2003	50	Ryan Fox
2004	53	Danny Hamblin
2005	44	Danny Hamblin
2006	46	Danny Hamblin
2007	59	Danny Hamblin
2008	60	Chase Leavitt
2009	54	Ben Tschepikow
2010	67	Zack Cox
2011	44	Collin Kuhn
2012	48	Matt Reynolds
2013	47	Brian Anderson
2014	45	Andrew Benintendi
2015	62	Andrew Benintendi
2016	41	Carson Shaddy
	41	Rick Nomura
2017	54	Chad Spanberger
2018	65	Heston Kjerstad
2019	72	Trevor Ezell
2020*	21	Christian Franklin
2021	59	Robert Moore
2022	62	Cayden Wallace
2023	54	Jace Bohrofen
2024	45	Wehiwa Aloy
	45	Jared Sprague-Lott
2025	81	Wehiwa Aloy

### Hits

Year	Hits	Player
1967	31	Fredy Washington
1968	25	Mike Pryor
1969	40	Bill Dorothy
1970	33	Fred Wanger
1971	46	David Marshall
1972	36	Stan Ley
1973	30	Keith Cochran
1974	48	John Jenkins
1975	43	Wally Erwin
1976	31	Bill Montgomery
1977	44	Arvis Harper
1978	47	Johnny Ray
1979	77	Johnny Ray
1980	85	Kevin McReynolds
1981	74	Billy Dees
1982	65	Keith Longoria
1983	88	Tom Pagnozzi
1984	75	Jeff King

1985	93	Jeff King
1986	91	Ralph Kraus
	91	Dave Patterson
1987	94	Jim Kremers
1988	70	Randy Bobb
1989	86	Greg D'Alexander
1990	89	Kirk Piskor
1991	80	Mark Johnson
1992	73	Scott Epps
	73	Allen Williams
1993	71	Allen Williams
1994	76	Bob Hughes
1995	80	Kenderick Moore
1996	97	Matt Erickson
1997	94	Matt Erickson
	94	Jeremy Jackson
1998	85	Eric Hinske
1999	89	Joe Jester
2000	67	Scott Crossett
2001	61	Jeff Hoefler
2002	64	Michael Conner
2003	72	Haas Pratt
2004	80	Haas Pratt
2005	75	Danny Hamblin
2006	68	Danny Hamblin
2007	78	Logan Forsythe
2008	65	Logan Forsythe
2009	76	Ben Tschepikow
2010	102	<b>Zack Cox</b>
2011	75	Dominic Ficoiello
2012	79	Tim Carver
2013	68	Brian Anderson
	68	Tyler Spoon
2014	79	Brian Anderson
2015	85	Andrew Benintendi
2016	70	Carson Shaddy
2017	73	Chad Spanberger
2018	88	Eric Cole
2019	87	Heston Kjerstad
2020*	30	Heston Kjerstad
2021	67	Cayden Wallace
2022	83	Michael Turner
2023	68	Jace Bohrofen
2024	68	Peyton Stovall
2025	93	Wehiwa Aloy
	93	Charles Davalan

### RBI

Year	RBI	Player
1967	21	Bill Brill
1968	16	Fredy Washington
1969	27	H.A. Scott
1970	30	Fred Howard
1971	29	H.A. Scott
1972	17	Stephen Ballard
1973	19	Stephen Ballard
	19	Tommy Neal
1974	28	Dennis Lundquist
1975	23	Bill Montgomery
1976	35	Bill Montgomery
1977	30	Marc Brumble
1978	28	Arvis Harper
1979	47	Johnny Ray
1976	35	Bill Montgomery
1977	30	Marc Brumble
1978	28	Arvis Harper
1979	47	Johnny Ray
1980	57	Kevin McReynolds
1981	50	John Hennell
1982	39	Mike Robinson
1983	50	Tom Pagnozzi
1984	55	Jeff King
1985	82	<b>Jeff King</b>
1986	67	Jeff King
1987	76	Jim Kremers
	76	Andy Skeels
1988	62	Jim Kremers
1989	66	Greg D'Alexander
1990	65	Greg D'Alexander
1991	51	Mark Johnson
1992	49	Allen Williams
1993	43	Bob Hughes
1994	62	Bob Hughes
1995	55	Kit Pellow
1996	66	Kit Pellow
1997	78	Ryan Lundquist
1998	71	Eric Hinske
1999	78	Rodney Nye
2000	46	Kyle Washburn
2001	38	Kyle Washburn
2002	53	Ryan Fox
2003	50	Andrew Wishy
2004	52	Haas Pratt
2005	49	Danny Hamblin
2006	68	Danny Hamblin
2007	71	Casey Coon
2008	48	Brett Elbner
2009	58	Andy Wilkins
2010	71	Brett Elbner
2011	50	Dominic Ficoiello
2012	45	Matt Reynolds
2013	49	Tyler Spoon
2014	51	Brian Anderson
2015	57	Andrew Benintendi
2016	39	Luke Bonfield
2017	67	Chad Spanberger
2018	58	Heston Kjerstad
2019	61	Dominic Fletcher
2020*	20	Heston Kjerstad
2021	63	Brady Slavens
2022	60	Cayden Wallace
2023	63	Kendall Diggs
2024	56	Wehiwa Aloy
2025	70	Kuhio Aloy

### Doubles

Year	2B	Player
1967	6	Ronnie Tiffie
	6	Fredy Washington
1968	9	Bill Brill
1969	10	Fred Wanger
1970	7	H.A. Scott
	7	Fred Wanger
1971	12	Stan Ley
1972	9	Stan Ley
1973	7	Keith Cochran
1974	8	Dennis Lundquist
	8	Doug Pogue
1975	9	Dennis Lundquist
1976	13	Jeff Hemm
1977	10	Tim Lollar
1978	8	Johnny Ray
1979	17	Marc Brumble
1980	21	John Hennell
1981	18	Billy Dees
	18	John Hennell
	18	Mike Robinson
1982	10	Chris Shaddy
	10	Tom Pagnozzi
1983	16	Jim Ward
1984	15	Jeff King
1985	26	Ralph Kraus
1986	27	Ralph Kraus
1987	28	<b>Jim Kremers</b>
1988	20	Jim Kremers
1989	16	Troy Eklund
1990	18	Greg D'Alexander
	18	Tim Thomas
1991	21	Mark Johnson
1992	17	Allen Williams
1993	21	Allen Williams
1994	19	Bob Hughes
1995	16	Kit Pellow
1996	24	Matt Erickson
1997	27	Matt Erickson
1998	27	Eric Hinske
1999	20	Joe Jester
	20	Ryan Lundquist
2000	20	Greg Blum
2001	16	Brian Kirby
2002	14	Ryan Fox
2003	25	Andrew Wishy
2004	19	Danny Hamblin
2005	19	Danny Hamblin
2006	18	Chris Hollensworth
2007	16	Logan Forsythe
	16	Jeff Nutt
2008	15	Ben Tschepikow
2009	18	Andy Wilkins
2010	18	Collin Kuhn
2011	15	Dominic Ficoiello
2012	20	Matt Reynolds
2013	12	Brian Anderson
2014	16	Eric Fisher
2015	20	Tyler Spoon
2016	14	Rick Nomura
2017	14	Jax Biggers
	14	Grant Koch
2018	16	Heston Kjerstad
	16	Dominic Fletcher
2019	25	Trevor Ezell
2020*	6	Casey Opitz
2021	15	Christian Franklin
2022	20	Cayden Wallace
2023	15	Jace Bohrofen
2024	12	Peyton Stovall
	12	Hudson White
2025	19	Wehiwa Aloy

### Triples

Year	3B	Player
1967	2	Ronnie Tiffie
1968	3	Randy Marshall
1969	3	H.A. Scott
1970	5	Freddy Howard
1971	8	Stan Ley
	8	David Marshall
1972	5	Stan Ley
1973	2	Tommy Neal
	2	Greg Snowden
1974	2	John Jenkins
	2	Mike Kirkland
	2	Greg Snowden
1975	6	Wally Erwin
1976	4	Ralph Bradbury
1977	5	Arvis Harper
1978	6	Arvis Harper
1979	12	Johnny Ray
1980	6	Kevin McReynolds
1981	7	Chris Shaddy
1982	6	Gary Jones
1983	8	Scott Loseke
1984	5	Norm Roberts
1985	7	Norm Roberts
1986	7	Ralph Kraus
1987	7	Andy Skeels
1988	6	Scott Pose
1989	12	Troy Eklund
1990	6	Scott Epps
1991	6	Bubba Carpenter
	6	Mark Johnson
1992	6	Allen Williams
1993	6	Allen Williams
1994	9	Bob Hughes
1995	6	Ty Bilderback
1996	7	Jason McConnell
1997	8	Jeremy Jackson
1998	3	Brent Caldwell
1999	3	Jack Welsh
2000	3	Jeff Hoefler





	3	Kyle Washburn
2001	2	Ryan Fox
	2	Kyle Washburn
	2	Andrew Wishy
2002	8	Kirk McConnell
2003	3	Scott Bridges
	3	Clay Goodwin
2004	3	Jake Dugger
	3	Scott Hode
2005	2	Clay Goodwin
	2	Casey Rowlett
2006	3	Craig Gentry
2007	2	Logan Forsythe
	2	Brad Secrist
2008	3	Ben Tschepikow
2009	4	Ben Tschepikow
2010	4	Collin Kuhn
2011	4	Kyle Robinson
2012	3	Derrick Bleeker
	3	Jacob Morris
2013	5	Brian Anderson
2014	3	Brian Anderson
2015	6	Bobby Wernes
2016	3	Jake Arledge
2017	4	Jax Biggers
2018	2	Carson Shaddy
2019	4	Jack Kenley
	4	Casey Martin
2020*	1	Christian Franklin
	1	Casey Opitz
2021	3	Robert Moore
	3	Brady Slavens
2022	3	Brady Slavens
2023	2	Peyton Holt
	2	Brady Slavens
	2	Jared Wegner
2024	1	Kendall Diggs
	1	Peyton Holt
2025	2	Wehiwa Aloy
	2	Charles Davalan
	2	Ryder Helfrick

## Home Runs

Year	HR	Player
1967	4	Bill Brill
1968	3	Randy Marshall
1969	8	Mike Pryor
1970	3	Bill Dorothy
	3	Mark Jones
	3	H.A. Scott
1971	6	Greg Palka
	6	H.A. Scott
1972	4	Barton Rhoades
1973	4	Mike Kirkland
1974	5	John Jenkins
1975	1	James Andree
	1	Jeff Hemm
	1	Dennis Lundquist
	1	Doug Pogue
1976	5	Bill Montgomery
1977	6	Marc Brumble
1978	6	Tim Lollar
1979	8	John Hennell
	8	Kevin McReynolds
1980	17	Kevin McReynolds
1981	10	Reggie Thomas
1982	6	Gary Jones
1983	6	Mike Robinson
1984	8	Jeff King
	8	Tony Laird
1985	17	Jeff King
1986	17	Jeff King
1987	18	Andy Skeels
1988	13	Greg D'Alexander
1989	9	Troy Eklund
1990	14	Greg D'Alexander
1991	7	Kirk Piskor
1992	10	Scott Epps
1993	7	Allen Williams
1994	6	Steve Taft
	6	Allen Williams
1995	12	Kit Pellow
1996	9	Kenderick Moore
<b>1997</b>	<b>24</b>	<b>Ryan Lundquist</b>
1998	15	Rodney Nye
1999	20	Rodney Nye
2000	9	Brian Kirby
2001	9	Michael Conner
	9	Brian Kirby
2002	17	Michael Conner
2003	19	Ryan Fox
2004	8	Jake Dugger
	8	Danny Hamblin
	8	Haas Pratt
2005	10	Danny Hamblin
2006	17	Danny Hamblin
2007	22	Danny Hamblin
2008	14	Aaron Murphree
2009	19	Andy Wilkins
2010	22	Brett Elbner
2011	10	Kyle Robinson
2012	7	Matt Reynolds
2013	4	Brian Anderson
	4	Tyler Spoon
2014	9	Eric Fisher
2015	20	Andrew Benintendi
2016	8	Carson Shaddy
	8	Michael Bernal
	8	Luke Bonfield
2017	20	Chad Spanberger
2018	14	Heston Kjerstad
	14	Casey Martin
2019	17	Heston Kjerstad
2020*	6	Heston Kjerstad
2021	16	Robert Moore

2022	16	Brady Slavens
	16	Cayden Wallace
2023	16	Jace Bohrofen
2024	14	Wehiwa Aloy
2025	21	Wehiwa Aloy

## Stolen Bases

Year	SB	Player
1967	6	Terry Baker
1968	12	Fredy Washington
1969	10	Mike Pryor
1970	16	David Marshall
1971	15	H.A. Scott
1972	6	Keith Cochran
	6	Stan Ley
	6	Bruce Mitchell
	6	Thurman Smith
1973	10	Thurman Smith
1974	9	James Andree
1975	18	Wally Erwin
1976	13	Michael Watson
1977	17	Hank Thompson
1978	24	Shaun Lacey
1979	19	Larry Wallace
1980	20	Todd Zacher
1981	20	Don Carter
	20	Todd Zacher
1982	35	Gary Jones
<b>1983</b>	<b>42</b>	<b>Scott Loseke</b>
1984	27	Jim Ward
1985	15	Mike Loggins
1986	17	Darin Hernandez
1987	26	Dan Campbell
1988	20	Scott Pose
1989	28	Scott Pose
1990	26	Mark Johnson
1991	23	Mark Johnson
1992	29	Allen Williams
1993	18	Allen Williams
1994	24	Kenderick Moore
1995	32	Jeff Parsons
1996	29	Kenderick Moore
1997	21	Jason McConnell
1998	19	Eric Hinske
1999	35	Joe Jester
2000	19	Jack Welsh
2001	13	Michael Conner
2002	13	Scott Bridges
2003	13	Scott Bridges
2004	24	Scott Bridges
2005	22	Scott Bridges
2006	16	Craig Gentry
2007	18	Logan Forsythe
2008	11	Logan Forsythe
2009	17	Ben Tschepikow
2010	17	Collin Kuhn
2011	24	Tim Carver
2012	16	Matt Reynolds
2013	8	Matt Vinson
2014	17	Andrew Benintendi
2015	24	Andrew Benintendi
2016	7	Jake Arledge
2017	7	Jake Arledge
2018	8	Casey Martin
2019	19	Trevor Ezell
2020*	6	Casey Martin
2021	11	Christian Franklin
2022	12	Cayden Wallace
2023	13	Tavian Josenberger
2024	7	Wehiwa Aloy
2025	10	Charles Davalan

## PITCHING (min. 20% team games)

Year	Wins	Player
1967	8	Butch Hopkins
1968	3	Joe Fair
	3	Stephan Reagan
1969	7	Jerry Blackwood
1970	6	Terry Verhage
	6	Bill Wyles
1971	7	Terry Verhage
1972	6	Larry Paulsen
1973	5	Tim Brewer
	5	Larry Paulsen
1974	5	Gerald Hannahs
	5	Dennis Pugh
1975	5	Warren Hemm
	5	Richard Miller
1976	8	Warren Hemm
1977	8	Mark McClain
1978	6	Tim Lollar
1979	13	Rich Erwin
1980	13	Steve Krueger
1981	11	Scott Tabor
1982	7	Ed Myers
1983	10	Charlie Corbell
1984	8	Kevin Campbell
1985	11	Fred Farwell
1986	9	Steve Parker
1987	11	John Cebuhar
1988	11	Bobby Edwards
1989	10	Dennis Fletcher
	10	Mike Oquist
1990	10	Doug Bennett
1991	6	Doug Bennett
	6	Brian Cook
1992	8	Scott Brocail
1993	9	Brian Cook
1994	8	Scott Cunningham
1995	9	Alan Mahaffey
1996	10	Matt Carnes
1997	7	Matt Carnes
	7	Lance Franks

1998	10	David Walling
1999	10	David Walling
2000	4	Gary Hogan Jr.
	4	Cliff Lee
2001	4	Scott Roehl
2002	7	Charlie Isaacson
2003	8	Scott Roehl
2004	10	Charley Boyce
	10	Jay Sawatski
2005	11	Charley Boyce
2006	9	Nick Schmidt
2007	11	Nick Schmidt
2008	5	Cliff Springston
2009	9	Dallas Keuchel
2010	9	Drew Smyly
2011	10	DJ Baxendale
2012	8	DJ Baxendale
	8	Ryne Stanek
2013	10	Ryne Stanek
2014	9	Chris Oliver
2015	7	Jackson Lowery
2016	5	Dominic Taccolini
2017	8	Blaine Knight
<b>2018</b>	<b>14</b>	<b>Blaine Knight</b>
2019	12	Isaiah Campbell
2020*	2	Connor Noland
	2	Patrick Wicklander
2021	12	Kevin Kopps
2022	8	Connor Noland
2023	8	Hunter Hollan
	8	Will McEntire
	8	Hagen Smith
2024	9	Hagen Smith
2025	9	Zach Root

## ERA

Year	ERA	Player
1967	3.48	John Tyra
1968		not available
1969	2.08	Jerry Blackwood
1970	2.67	Freddy Howard
1971	1.79	Gerald Hannahs
1972	2.23	Larry Paulsen
1973	1.91	Tim Brewer
1974	3.16	Gerald Hannahs
1975	3.28	Richard Miller
1976	2.23	Rich Erwin
1977	1.16	Bill Bakewell
1978	1.37	Bill Bakewell
1979	1.73	Steve Krueger
1980	1.40	John Stanley
1981	2.38	Scott Tabor
1982	2.59	Scott Tabor
1983	2.88	Charlie Corbell
1984	2.36	Dera Clark
1985	2.53	Tim Dietz
1986	2.30	Steve Parker
1987	2.73	Dennis Fletcher
1988	4.42	Bobby Edwards
1989	2.68	Phillip Stidham
1990	0.95	Phillip Stidham
1991	1.20	Phillip Stidham
1992	3.08	Lyle Beckemeyer
1993	2.88	Brian Cook
1994	3.08	Scott Brocail
1995	2.20	Rob Quarnstrom
1996	2.14	Brian Rogers
1997	4.52	Lance Franks
1998	2.77	Kevin Vent
1999	3.16	Charlie Isaacson
2000	4.25	Jeremy Rankin
2001	2.32	Scott Woods
2002	2.62	Scott Woods
2003	2.67	Boyd Goodner
2004	1.50	Boyd Goodner
2005	2.80	Nick Schmidt
2006	2.77	Shaun Seibert
2007	2.69	Nick Schmidt
2008	3.90	Cliff Springston
2009	2.19	Stephen Richards
2010	2.11	Christian Kowalchuk
2011	1.58	DJ Baxendale
2012	1.38	Colby Suggs
2013	1.39	Ryne Stanek
<b>2014</b>	<b>0.74</b>	<b>Michael Gunn</b>
2015	2.10	Zach Jackson
2016	2.98	Blaine Knight
2017	2.00	Matt Cronin
2018	2.68	Barrett Loseke
2019	1.86	Matt Cronin
2020*	0.00	Zebulon Vermillion
2021	0.90	Kevin Kopps
2022	2.31	Zack Morris
2023	3.64	Hagen Smith
2024	0.81	Christian Foutch
2025	1.27	Parker Coil

## Innings Pitched

Year	IP	Player
1967	68.2	Butch Hopkins
1968		not available
1969	66.0	Butch Hopkins
1970	76.0	Terry Verhage
1971	75.0	Terry Verhage
1972	84.2	Larry Paulsen
1973	48.0	Larry Paulsen
1974	68.1	Gerald Hannahs
1975	74.0	Richard Miller
1976	90.0	Warren Hemm
1977	76.2	Mark McClain
1978	79.1	David Rhodes
<b>1979</b>	<b>124.0</b>	<b>Rich Erwin</b>
1980	96.0	Steve Krueger
1981	109.2	Scott Tabor
1982	80.2	Charlie Corbell

1983	115.2	Charlie Corbell
1984	86.1	Kevin Campbell
1985	120.2	Fred Farwell
1986	101.2	Kevin Campbell
1987	115.2	John Cebuhar
1988	93.2	Bobby Edwards
1989	109.0	Mike Oquist
1990	96.0	Doug Bennett
1991	60.0	Phillip Stidham
1992	92.2	Scott Brocail
1993	97.0	Brent Birch
1994	116.1	Scott Cunningham
1995	100.0	Alan Mahaffey
1996	117.0	Matt Carnes
1997	96.1	Matt Carnes
1998	103.1	David Walling
1999	121.1	David Walling
2000	65.0	Gary Hogan Jr.
2001	82.0	Charlie Isaacson
2002	90.1	Charlie Isaacson
2003	93.1	Jarrett Gardner
2004	115.1	Charley Boyce
2005	122.1	Charley Boyce
2006	116.2	Nick Schmidt
2007	124.0	Nick Schmidt
2008	87.2	Cliff Springston
2009	108.0	Dallas Keuchel
2010	103.0	Drew Smyly
2011	85.1	DJ Baxendale
2012	107.0	DJ Baxendale
2013	97.1	Ryne Stanek
2014	94.0	Trey Killian
2015	87.0	Trey Killian
	87.0	Keaton McKinney
2016	72.0	Dominic Taccolini
2017	91.0	Trevor Stephan
2018	112.1	Blaine Knight
2019	118.1	Isaiah Campbell
2020*	18.0	Connor Noland
	89.2	Kevin Kopps
2022	116.0	Connor Noland
2023	87.0	Will McEntire
2024	84.0	Hagen Smith
2025	99.1	Zach Root

## Strikeouts

Year	SO	Player
1967	91	Butch Hopkins
1968		not available
1969	65	Butch Hopkins
1970	59	Terry Verhage
1971	55	Terry Verhage
1972	78	Larry Paulsen
1973	48	Larry Paulsen
1974	83	Gerald Hannahs
1975	75	Richard Miller
1976	66	Warren Hemm
1977	53	David Rhodes
1978	73	David Rhodes
1979	75	Rich Erwin
1980	74	Steve Krueger
1981	65	Scott Tabor
1982	76	Darrell Akerfelds
1983	51	Les Lancaster
1984	61	Kevin Campbell
1985	90	Fred Farwell
1986	72	Kevin Campbell
1987	106	John Cebuhar
1988	76	Bobby Edwards
1989	93	Mike Oquist
1990	86	Doug Bennett
1991	56	Matt Wagner
1992	63	Scott Brocail
1993	84	Brent Birch
1994	87	Scott Cunningham
1995	111	Matt Carnes
1996	105	Matt Carnes
1997	85	Matt Carnes
1998	128	David Walling
1999	155	David Walling
2000	77	Cliff Lee
2001	63	Charlie Isaacson
2002	62	Garry Hogan, Jr.
2003	59	Charley Boyce
2004	86	Jay Sawatski
2005	89	Nick Schmidt
2006	145	Nick Schmidt
2007	128	Jess Todd
2008	76	Justin Wells
2009	79	Mike Bolsinger
2010	114	Drew Smyly
2011	77	DJ Baxendale
2012	96	DJ Baxendale
2013	79	Ryne Stanek
2014	68	Jalen Beeks
2015	89	Zach Jackson
2016	66	Zach Jackson
2017	120	Trevor Stephan
2018	102	Blaine Knight
2019	125	Isaiah Campbell
2020*	19	Connor Noland
2021	131	Kevin Koppes
2022	113	Connor Noland
2023	109	Hagen Smith
2024	161	Hagen Smith
2025	126	Zach Root



# || ARKANSAS VS. ALL OPPONENTS

Opponent	G	W	L	Win%	^UA	^OPP	Home	Away	Neu.
Abilene Christian	2	2	0	1.000	15	4	2-0	0-0	0-0
Air Force	2	1	1	.500	18	2	0-0	0-0	1-1
<b>Alabama</b>	<b>104</b>	<b>49</b>	<b>55</b>	<b>.471</b>	<b>557</b>	<b>597</b>	<b>28-20</b>	<b>18-29</b>	<b>3-6</b>
Alabama A&M	2	2	0	1.000	33	2	2-0	0-0	0-0
Albany	1	1	0	1.000	9	0	1-0	0-0	0-0
Alcorn State	3	3	0	1.000	23	6	3-0	0-0	0-0
American Christian	4	1	3	.250	3	9	1-3	0-0	0-0
Appalachian State	3	3	0	1.000	27	11	3-0	0-0	0-0
Arizona	7	3	4	.429	34	21	0-0	1-2	2-2
Arizona State	11	3	8	.273	47	64	2-0	0-5	1-3
<b>Arkansas State</b>	<b>6</b>	<b>6</b>	<b>0</b>	<b>1.000</b>	<b>55</b>	<b>16</b>	<b>6-0</b>	<b>0-0</b>	<b>0-0</b>
Army	1	1	0	1.000	7	5	1-0	0-0	0-0
<b>Auburn</b>	<b>106</b>	<b>56</b>	<b>50</b>	<b>.528</b>	<b>647</b>	<b>615</b>	<b>29-19</b>	<b>22-26</b>	<b>5-5</b>
Baker	8	7	1	.875	65	18	7-1	0-0	0-0
Ball State	3	2	1	.667	21	10	2-1	0-0	0-0
Barksdale AFB	2	0	2	.000	8	17	0-0	0-2	0-0
Baylor	67	38	29	.567	388	320	22-7	14-19	2-3
Belhaven	3	2	1	.667	10	11	0-0	2-1	0-0
Benedictine	1	1	0	1.000	9	0	1-0	0-0	0-0
Bentonville Indep.	1	1	0	1.000	N/A	N/A	0-0	1-0	0-0
Binghamton	3	3	0	1.000	15	3	3-0	0-0	0-0
Bradley	13	3	10	.231	64	115	2-1	1-9	0-0
BYU	3	2	1	.667	18	7	2-0	0-0	0-1
Bryant	5	4	1	.800	40	21	3-0	0-0	1-1
Bucknell	5	5	0	1.000	69	14	3-0	0-0	2-0
Buena Vista	31	20	11	.645	233	189	19-9	0-2	1-0
California	9	4	5	.444	45	46	2-1	2-3	0-1
Cal Poly	1	0	1	.000	3	4	0-0	0-0	0-1
Cal State Fullerton	4	1	3	.250	26	27	0-0	0-0	1-3
Cal State Northridge	3	3	0	1.000	22	10	3-0	0-0	0-0
Carthage*	2	1	0	.750	10	3	1-0	0-0	0-0
Centenary	43	34	9	.791	386	196	21-5	13-4	0-0
Central Connecticut St.	1	1	0	1.000	11	5	1-0	0-0	0-0
Central Michigan	5	5	0	1.000	30	12	5-0	0-0	0-0
Central Missouri	9	9	0	1.000	89	38	9-0	0-0	0-0
Central Oklahoma	1	1	0	1.000	6	2	1-0	0-0	0-0
Charlotte	7	5	2	.714	48	32	4-0	0-1	1-1
Clemson	6	3	3	.500	34	40	0-1	1-2	2-0
Coastal Carolina	3	1	2	.333	16	22	1-2	0-0	0-0
Colorado	2	2	0	1.000	25	4	2-0	0-0	0-0
Creighton	17	12	5	.706	98	50	7-1	5-4	0-0
Dallas Baptist	19	12	7	.632	131	98	10-5	1-0	1-2
Dayton	2	2	0	1.000	29	1	2-0	0-0	0-0
Delaware	3	3	0	1.000	22	15	1-0	0-0	2-0
Delaware State	3	3	0	1.000	24	2	3-0	0-0	0-0
Delta State	5	2	3	.400	27	38	0-0	2-3	0-0
Drake	6	5	1	.833	39	27	5-1	0-0	0-0
East Texas Baptist	0	2	0	.000	1	6	0-0	0-2	0-0
Eastern Illinois	37	34	3	.919	338	102	34-3	0-0	0-0
Eastern Kentucky	1	1	0	1.000	20	13	0-0	0-0	1-0
Eastern Michigan	15	14	1	.933	104	48	7-0	0-0	1-1
Eckerd	1	1	0	1.000	8	2	0-0	0-0	0-0
Emporia State	15	10	5	.667	128	108	7-1	2-4	1-0
Evangel	20	20	0	1.000	166	33	12-0	8-0	0-0
Evansville	11	9	2	.818	78	42	9-2	0-0	0-0
Fayetteville Merchants	1	0	1	.000	11	12	0-1	0-0	0-0
<b>Florida</b>	<b>77</b>	<b>39</b>	<b>38</b>	<b>.507</b>	<b>426</b>	<b>385</b>	<b>18-12</b>	<b>14-22</b>	<b>7-4</b>
Florida Southern	3	2	1	.667	21	9	0-0	2-1	0-0
Florida State	6	5	1	.833	34	24	2-0	3-0	0-1
Fordham	1	0	1	.000	5	8	0-0	0-0	0-1
Fort Leonard Wood	4	0	4	.000	10	58	0-3	0-1	0-0
Fort Smith Giants	1	0	1	.000	2	10	0-0	0-1	0-0
Fresno State	1	1	0	1.000	6	4	0-0	1-0	0-0
George Mason	2	2	0	1.000	17	10	0-0	0-0	2-0
George Washington	3	3	0	1.000	25	14	0-0	0-0	3-0
<b>Georgia</b>	<b>68</b>	<b>38</b>	<b>30</b>	<b>.559</b>	<b>444</b>	<b>339</b>	<b>22-8</b>	<b>14-20</b>	<b>2-2</b>
Georgia Tech	3	1	2	.333	9	10	0-0	0-0	1-2
Gonzaga	12	7	5	.583	61	65	6-3	0-1	1-1
Grambling	13	13	0	1.000	150	44	10-0	0-0	3-0
Grand Canyon	5	5	0	1.000	40	14	4-0	0-0	1-0
Hawaii	8	4	4	.500	51	46	0-0	4-4	0-0
Hawaii Pacific	4	3	1	.750	31	19	0-0	3-1	0-0
Hot Springs Bathers	1	0	1	.000	3	14	0-1	0-0	0-0
Houston	65	38	27	.585	383	315	17-7	14-16	7-4
Hutchinson Elks	3	0	3	.000	12	18	1-2	0-0	0-0
Illinois	10	4	6	.400	60	75	2-1	1-5	1-0
Illinois State	14	10	4	.714	123	74	10-3	0-1	0-0
Indiana	3	2	1	.666	13	18	1-0	0-0	1-1
Indiana State	15	11	4	.733	89	68	9-3	2-1	0-0
Iowa	2	2	0	1.000	33	10	1-0	0-0	1-0
Iowa State	11	11	0	1.000	116	34	11-0	0-0	0-0
James Madison	4	3	1	.750	28	16	3-1	0-0	0-0
Kansas	60	40	20	.667	423	294	36-12	4-8	0-0
Kansas State	52	30	22	.577	355	253	28-15	0-5	2-2
Kent State	4	3	1	.750	30	17	2-1	0-0	1-0
<b>Kentucky</b>	<b>77</b>	<b>48</b>	<b>29</b>	<b>.623</b>	<b>534</b>	<b>420</b>	<b>26-10</b>	<b>20-16</b>	<b>2-3</b>
Lamar	8	5	3	.625	57	46	5-1	0-0	0-2
Le Moyne	3	2	1	.667	15	13	1-0	0-0	1-1
Liberty	1	1	0	1.000	3	2	0-0	0-0	1-0
Lincoln	2	2	0	1.000	18	2	2-0	0-0	0-0
Lipscomb	1	0	1	.000	6	8	0-0	0-0	0-1
<b>Little Rock</b>	<b>9</b>	<b>7</b>	<b>2</b>	<b>.778</b>	<b>90</b>	<b>46</b>	<b>7-2</b>	<b>0-0</b>	<b>0-0</b>
Long Beach State	13	6	7	.461	73	83	4-3	2-4	0-0
Louisiana	6	2	4	.333	28	36	1-0	0-2	1-2
Louisiana College	3	1	2	.333	40	30	0-0	1-2	0-0
LSU	126	45	81	.357	626	846	24-25	16-41	5-15
Louisiana Tech	37	30	7	.811	296	154	16-2	9-4	5-15
Loyola (La.)	2	0	2	.000	11	20	0-0	0-2	0-0
Loyola Marymount	4	2	2	.500	18	25	2-1	0-0	0-1
Lubbock Christian	4	4	0	1.000	47	9	4-0	0-0	0-0
Luther	4	4	0	1.000	34	9	4-0	0-0	0-0
Maine	1	1	0	1.000	14	0	0-0	0-0	1-0
Mankato State	4	3	1	.750	11	11	3-1	0-0	0-0
Maryland	1	0	1	.000	6	13	0-0	0-0	0-1
McNeese State	16	11	5	.688	102	66	7-5	4-0	0-0
Memphis*	42	28	13	.679	240	176	15-4	12-7	1-2
Miami (FL)	5	0	5	.000	8	23	0-0	0-3	0-2
Miami (OH)	6	6	0	1.000	23	13	5-0	0-0	1-0
Michigan	2	2	0	1.000	12	9	0-0	0-0	2-0
Middle Tennessee	1	1	0	1.000	10	7	0-0	0-0	1-0
Minnesota	10	7	3	.700	59	53	4-0	2-2	1-1
Mississippi College	4	2	2	.500	20	10	0-0	2-2	0-0
<b>Mississippi State</b>	<b>119</b>	<b>61</b>	<b>58</b>	<b>.513</b>	<b>718</b>	<b>683</b>	<b>29-20</b>	<b>24-29</b>	<b>8-9</b>
Miss. Valley State	10	10	0	1.000	104	10	8-0	0-0	2-0
<b>Missouri</b>	<b>56</b>	<b>31</b>	<b>25</b>	<b>.554</b>	<b>334</b>	<b>362</b>	<b>19-7</b>	<b>11-14</b>	<b>1-4</b>
Missouri Southern*	46	44	2	.913	421	145	43-0	1-1	0-0
<b>Missouri State</b>	<b>90</b>	<b>59</b>	<b>31</b>	<b>.656</b>	<b>597</b>	<b>448</b>	<b>37-16</b>	<b>22-14</b>	<b>0-1</b>
Missouri Valley	1	1	0	1.000	7	1	0-0	0-0	0-0
Missouri Western	18	17	1	.944	157	37	17-1	0-0	0-0
Missouri-St. Louis	2	2	0	1.000	25	4	2-0	0-0	0-0
Morningside	2	1	1	.500	41	17	1-1	0-0	0-0
Murray State	9	9	0	1.000	61	22	8-0	0-0	1-0
Navy	2	2	0	1.000	14	5	0-0	0-0	2-0
Nebraska	24	12	12	.500	125	120	10-8	1-3	1-1
Nebraska-Kearney	2	1	1	.500	5	4	1-1	0-0	0-0

Opponent	G	W	L	Win%	*UA	*OPP	Home	Away	Neu.
Nevada	1	1	0	1.000	10	2	1-0	0-0	0-0
NJIT	1	1	0	1.000	13	8	1-0	0-0	0-0
New Mexico	8	6	2	.750	43	25	3-1	0-0	3-1
New Mexico State	2	2	0	1.000	16	7	0-0	1-0	1-0
New Orleans	5	3	2	.600	30	18	3-0	0-1	0-1
Nicholls State	1	0	1	.000	3	5	0-0	0-1	0-0
North Carolina	3	3	0	1.000	15	7	0-0	2-0	1-0
NC State	3	1	2	.333	28	11	1-2	0-0	0-0
North Dakota	3	3	0	1.000	36	7	3-0	0-0	0-0
North Dakota State	4	4	0	1.000	40	9	4-0	0-0	0-0
North Texas	11	11	0	1.000	110	15	11-0	0-0	0-0
Northeastern State	37	33	4	.892	284	110	31-2	2-2	0-0
<b>Northern Colorado</b>	<b>8</b>	<b>7</b>	<b>1</b>	<b>.875</b>	<b>61</b>	<b>28</b>	<b>7-1</b>	<b>0-0</b>	<b>0-0</b>
Northern Illinois	3	3	0	1.000	34	10	3-0	0-0	0-0
Northern Iowa	5	5	0	1.000	62	9	5-0	0-0	0-0
Northwest Mo. State*	11	9	1	.864	79	43	9-1	0-0	0-0
<b>Northwestern State</b>	<b>21</b>	<b>18</b>	<b>3</b>	<b>.857</b>	<b>161</b>	<b>91</b>	<b>10-2</b>	<b>5-1</b>	<b>3-0</b>
Northwood Institute	1	1	0	1.000	9	1	1-0	0-0	0-0
Notre Dame	3	2	1	.667	16	13	1-0	0-0	1-1
Ohio State	1	1	0	1.000	8	6	0-0	0-0	1-0
<b>Oklahoma</b>	<b>27</b>	<b>14</b>	<b>13</b>	<b>.519</b>	<b>160</b>	<b>137</b>	<b>6-3</b>	<b>7-9</b>	<b>1-1</b>
Oklahoma Baptist	9	6	3	.667	45	40	4-2	2-1	0-0
Oklahoma Christian	1	1	0	1.000	14	4	1-0	0-0	0-0
Oklahoma City	34	33	1	.971	323	117	23-0	10-1	0-0
<b>Oklahoma State</b>	<b>72</b>	<b>24</b>	<b>48</b>	<b>.333</b>	<b>412</b>	<b>556</b>	<b>11-18</b>	<b>10-23</b>	<b>3-7</b>
<b>Ole Miss</b>	<b>119</b>	<b>64</b>	<b>55</b>	<b>.538</b>	<b>711</b>	<b>638</b>	<b>29-23</b>	<b>27-24</b>	<b>8-8</b>
Omaha	7	5	2	.714	63	31	4-2	1-0	0-0
<b>Oral Roberts</b>	<b>108</b>	<b>73</b>	<b>35</b>	<b>.676</b>	<b>742</b>	<b>485</b>	<b>42-14</b>	<b>28-20</b>	<b>3-1</b>
Oregon State	7	4	3	.571	21	23	0-0	0-0	4-3
Pacific	1	0	1	.000	3	4	0-0	0-0	0-0
Pacific Lutheran	1	1	0	1.000	8	1	0-0	0-0	1-0
Penn State	1	1	0	1.000	2	1	0-0	0-0	1-0
Pepperdine	2	1	1	.500	8	8	0-0	0-0	1-1
Pittsburg State	15	15	0	1.000	111	27	11-0	4-0	0-0
Poe Motor	1	1	0	1.000	4	0	1-0	0-0	0-0
Portland	1	1	0	1.000	35	6	3-0	0-0	0-0
Prairie Grove	1	1	0	1.000	9	7	1-0	0-0	0-0
Princeton	1	1	0	1.000	6	2	1-0	0-0	0-0
Rhode Island	3	2	1	.667	8	7	2-1	0-0	0-0
Rice*	61	42	18	.693	337	220	23-4-1	16-11	3-3
Rockhurst	2	2	0	1.000	13	4	2-0	0-0	0-0
Saint Louis	9	9	0	1.000	127	46	8-0	1-0	0-0
San Houston State	2	2	0	1.000	10	5	0-0	0-0	2-0
San Diego	1	0	1	.000	6	7	0-0	0-1	0-0
San Diego State	10	9	1	.900	59	27	4-0	4-1	1-0
San Francisco	1	0	1	.000	1	2	0-0	0-0	0-0
San Jose State	4	4	0	1.000	32	15	2-0	2-0	0-0
Santa Clara	3	3	0	1.000	29	13	2-0	0-0	1-0
School of the Ozarks	11	9	2	.818	99	39	8-2	0-0	1-0
Siena	3	3	0	1.000	41	11	3-0	0-0	0-0
South Alabama	8	5	3	.625	57	32	3-3	2-0	0-0
<b>South Carolina</b>	<b>89</b>	<b>51</b>	<b>38</b>	<b>.573</b>	<b>523</b>	<b>473</b>	<b>27-13</b>	<b>18-18</b>	<b>6-7</b>
South Dakota	6	6	0	1.000	48	6	6-0	0-0	0-0
South Dakota State	4	3	1	.750	56	10	3-1	0-0	0-0
St. Missouri State	18	12	6	.667	132	84	12-6	0-0	0-0
Southeastern Louisiana	3	3	0	1.000	18	21	0-0	0-0	0-0
SE Oklahoma State	8	8	0	1.000	84	43	8-0	0-0	0-0
Northern Illinois	9	3	6	.333	28	54	3-6	0-0	0-0
SIU-Edwardsville	2	1	1	.500	9	8	1-1	0-0	0-0
SMU	26	21	5	.807	128	67	9-0	12-5	0-0
Southern Miss	15	5	10	.333	79	99	3-1	2-9	0-0
Southwest Baptist	18	18	0	1.000	244	45	18-0	0-0	0-0
Southwest Kansas	2	2	0	1.000	30	12	2-0	0-0	0-0
SW Oklahoma State	2	1	1	.500	8	2	1-1	0-0	0-0
Stanford	6	2	4	.333	31	28	0-0	0-1	2-3
<b>Stetson</b>	<b>0</b>	<b>0</b>	<b>0</b>	<b>---</b>	<b>0</b>	<b>0</b>	<b>0-0</b>	<b>0-0</b>	<b>0-0</b>
St. Cloud State*	3	2	0	.833	34	30	2-0-1	0-0	0-0
St. Edwards	2	1	1	.500	15	14	0-0	0-1	1-0
St. John's	4	4	0	1.000	38	18	3-0	0-0	1-0
St. Mary's (Texas)	4	2	2	.500	13	8	0-0	2-2	0-0
St. Olaf	2	2	0	1.000	15	3	2-0	0-0	1-0
Stephen F. Austin	7	7	0	1.000	66	21	6-0	0-0	0-0
Stony Brook	0	0	0	1.000	22	11	3-0	0-0	0-0
<b>Tarleton State</b>	<b>0</b>	<b>0</b>	<b>0</b>	<b>---</b>	<b>0</b>	<b>0</b>	<b>0-0</b>	<b>0-0</b>	<b>0-0</b>
Tennessee	75	46	29	.613	502	394	26-11	16-17	4-12
Texas	93	37	56	.398	425	176	14-29	6-18	6-12
Texas A&M	103	52	51	.505	542	523	25-23	23-25	3-1
<b>TCU</b>	<b>71</b>	<b>49</b>	<b>22</b>	<b>.690</b>	<b>444</b>	<b>373</b>	<b>27-4</b>	<b>19-17</b>	<b>3-1</b>
Texas Lutheran	3	1	2	.333	12	14	0-0	1-1	0-0
Texas State	1	1	0	1.000	6	5	1-0	0-0	0-0
<b>Texas Tech</b>	<b>64</b>	<b>49</b>	<b>15</b>	<b>.766</b>	<b>518</b>	<b>338</b>	<b>24-6</b>	<b>20-7</b>	<b>5-2</b>
Texas Wesleyan	7	6	1	.857	60	34	6-1	0-0	0-0
Texas-Pan American	20	5	15	.250	71	100	1-0	4-11	0-4
Trinity	4	2	2	.500	21	36	0-0	2-1	0-1
Troy	6	5	1	.833	64	31	3-0	2-1	0-0
Truman State	2	2	0	1.000	28	13	1-0	0-0	1-0
Tulane	3	2	1	.666	13	3	0-0	1-1	1-0
Tulsa	84	43	41	.512	557	526	26-16	17-25	0-0
<b>UAPB</b>	<b>7</b>	<b>7</b>	<b>0</b>	<b>1.000</b>	<b>99</b>	<b>13</b>	<b>6-0</b>	<b>0-0</b>	<b>1-0</b>
<b>UCA</b>	<b>11</b>	<b>8</b>	<b>3</b>	<b>.727</b>	<b>105</b>	<b>61</b>	<b>7-0</b>	<b>0-3</b>	<b>1-0</b>
UCF	1	0	1	.000	5	9	0-0	0-0	0-0
UCLA	3	1	2	.333	14	14	0-2	0-0	1-0
UIC	12	11	1	.917	100	52	11-1	0-0	0-0
ULM	21	14	7	.667	157	97	8-1	5-5	1-1
Union	4	1	3	.250	11	18	1-1	0-2	0-0
UNLV	1	0	1	.000	48	45	0-1	0-3	0-0
Upper Iowa	3	2	1	.667	16	17	2-1	0-0	0-0
USC	7	4	3	.571	35	39	2-1	2-1	0-0
<b>UT Arlington</b>	<b>8</b>	<b>7</b>	<b>1</b>	<b>.875</b>	<b>53</b>	<b>20</b>	<b>0-0</b>	<b>4-1</b>	<b>3-0</b>
UT Martin	1	1	0	1.000	6	2	1-0	0-0	0-0
Utah	3	3	0	1.000	18	7	3-0	0-0	0-0
UTSA	13	10	3	.769	103	53	4-1	6-2	0-0
Valparaiso	4	3	1	.750	27	19	3-1	0-0	0-0
Vanderbilt	71	38	33	.535	418	379	19-13	18-15	1-5
Villanova	3	3	0	1.000	41	7	3-0	0-0	0-0
Virginia	4	1	3	.250	9	20	0-0	0-2	1-1
Washington	1	0	1	.000	2	5	0-0	0-0	0-0
Washington State	14	11	3	.786	89	56	9-2	0-0	2-1
Washington University	13	6	7	.462	75	69	5-2	1-5	0-0
West Texas State	2	0	2	.000	7	9	0-0	0-0	0-2
West Virginia	1	1	0	1.000	7	2	0-0	0-0	1-0
Western Illinois	12	11	1	.917	94	36	11-1	0-0	0-0
Western Kentucky	2	2	0	1.000	13	5	2-0	0-0	0-0
Western Michigan	9	7	2	.778	99	54	2-0	0-0	5-2
Whitla State	48	23	25	.479	239	268	14-4	8-18	1-3
William Carey	1	0	1	.000	0	1	0-0	0-1	0-0
William Jewell	13	10	3	.769	79	37	10-3	0-0	0-0
Winona State	4	4	0	1.000	46	12	4-0	0-0	0-0
Wisconsin	9	8	1	.889	72	12	7-1	0-0	1-0
Wisconsin-Milwaukee	9	9	0	1.000	103	32	9-0	0-0	0-0
Wisconsin-Osh Kosh	10	9	1	.900	88	31	9-1	0-0	0-0
Wright State	6	6	0	1.000	51	21	6-0	0-0	0-0
<b>Xavier</b>	<b>0</b>	<b>0</b>	<b>0</b>	<b>---</b>	<b>0</b>	<b>0</b>	<b>0-0</b>	<b>0-0</b>	<b>0-0</b>
Yankton	5	5	0	1.000	26	11	5-0	0-0	0-0





## ABILENE CHRISTIAN

Overall Series Record: 2-0  
Record in Fayetteville, Ark.: 2-0

DATE	SITE	W/L	SCORE
4/6/71	Fayetteville, Ark.	W	4-3
4/6/71	Fayetteville, Ark.	W	11-1

## AIR FORCE

Overall Series Record: 1-1  
Record at Neutral Sites: 1-1

DATE	SITE	W/L	SCORE
3/26/68	San Antonio, Texas	L	1-0
2/15/02	Arlington, Texas	W	18-1

## ALABAMA

Overall Series Record: 49-55  
Record in Fayetteville, Ark.: 28-20  
Record in Tuscaloosa, Ala.: 18-29  
Record at Neutral Sites: 3-6

DATE	SITE	W/L	SCORE
5/2/92	Fayetteville, Ark.	L	11-2
5/2/92	Fayetteville, Ark.	L	4-3
5/3/92	Fayetteville, Ark.	W	7-3
5/8/93	Tuscaloosa, Ala.	L	4-2
5/8/93	Tuscaloosa, Ala.	W	8-1
5/9/93	Tuscaloosa, Ala.	L	10-1
5/6/94	Fayetteville, Ark.	W	6-5
5/7/94	Fayetteville, Ark.	W	14-6
5/8/94	Fayetteville, Ark.	W	7-3
5/5/95	Tuscaloosa, Ala.	W	12-4
5/6/95	Tuscaloosa, Ala.	W	9-3
5/7/95	Tuscaloosa, Ala.	L	7-4
5/19/95	Starkville, Miss.!	W	5-2
5/20/95	Starkville, Miss.!	L	8-7
5/3/96	Fayetteville, Ark.	W	9-3
5/4/96	Fayetteville, Ark.	L	7-3
5/5/96	Fayetteville, Ark.	L	3-2
4/25/97	Tuscaloosa, Ala.	L	11-10
4/26/97	Tuscaloosa, Ala.	L	13-2
4/3/98	Fayetteville, Ark.	W	11-8
4/4/98	Fayetteville, Ark.	L	9-1
4/5/98	Fayetteville, Ark.	L	5-3
4/23/99	Tuscaloosa, Ala.	L	8-3
4/24/99	Tuscaloosa, Ala.	L	15-8
4/25/99	Tuscaloosa, Ala.	L	9-8
5/23/99	Hoover, Ala.!	L	9-3
4/14/00	Fayetteville, Ark.	L	6-5
4/15/00	Fayetteville, Ark.	L	8-7
4/16/00	Fayetteville, Ark.	L	9-8
5/11/01	Tuscaloosa, Ala.	L	11-6
5/12/01	Tuscaloosa, Ala.	L	10-9
5/13/01	Tuscaloosa, Ala.	L	8-6
3/22/02	Fayetteville, Ark.	L	9-5
3/23/02	Fayetteville, Ark.	W	10-0
3/24/02	Fayetteville, Ark.	L	4-1
4/25/03	Tuscaloosa, Ala.	L	10-2
4/26/03	Tuscaloosa, Ala.	L	6-3
4/27/03	Tuscaloosa, Ala.	L	14-2
4/2/04	Fayetteville, Ark.	L	6-3
4/3/04	Fayetteville, Ark.	W	7-2
4/4/04	Fayetteville, Ark.	W	11-6
5/13/05	Tuscaloosa, Ala.	W	5-4
5/14/05	Tuscaloosa, Ala.	L	5-2
5/15/05	Tuscaloosa, Ala.	W	3-2
5/26/05	Hoover, Ala.!	L	5-4
5/5/06	Fayetteville, Ark.	W	4-3 (11)
5/6/06	Fayetteville, Ark.	W	13-6
5/7/06	Fayetteville, Ark.	W	5-3
5/25/06	Hoover, Ala.!	L	4-3
5/11/07	Tuscaloosa, Ala.	L	10-0
5/12/07	Tuscaloosa, Ala.	W	12-5
5/13/07	Tuscaloosa, Ala.	L	9-5
5/23/07	Hoover, Ala.!	W	6-0
5/2/08	Fayetteville, Ark.	L	11-7
5/3/08	Fayetteville, Ark.	L	11-6
5/4/08	Fayetteville, Ark.	W	5-4

5/8/09	Tuscaloosa, Ala.	L	2-1
5/9/09	Tuscaloosa, Ala.	L	8-6
5/10/09	Tuscaloosa, Ala.	L	6-5
3/26/10	Fayetteville, Ark.	W	9-8
3/27/10	Fayetteville, Ark.	W	4-3
3/28/10	Fayetteville, Ark.	W	10-5
4/1/11	Tuscaloosa, Ala.	L	5-3
4/2/11	Tuscaloosa, Ala.	L	5-3
4/3/11	Tuscaloosa, Ala.	W	4-3
5/25/11	Hoover, Ala.!	L	7-4
5/27/11	Hoover, Ala.!	W	4-1
3/16/12	Fayetteville, Ark.	W	4-3 (12)
3/17/12	Fayetteville, Ark.	W	8-4
3/18/12	Fayetteville, Ark.	W	7-4
4/4/13	Tuscaloosa, Ala.	W	3-1
4/5/13	Tuscaloosa, Ala.	W	6-0
4/6/13	Tuscaloosa, Ala.	L	5-0
3/21/14	Fayetteville, Ark.	L	17-9
3/22/14	Fayetteville, Ark.	W	2-1
3/23/14	Fayetteville, Ark.	W	1-0
4/30/15	Tuscaloosa, Ala.	W	5-1
5/1/15	Tuscaloosa, Ala.	W	8-4
5/2/15	Tuscaloosa, Ala.	W	4-0
5/13/16	Fayetteville, Ark.	L	8-6
5/14/16	Fayetteville, Ark.	L	10-4
5/15/16	Fayetteville, Ark.	L	7-4
3/31/17	Tuscaloosa, Ala.	W	7-1
4/1/17	Tuscaloosa, Ala.	L	7-1
4/2/17	Tuscaloosa, Ala.	W	8-5
4/27/18	Fayetteville, Ark.	W	7-3
4/28/18	Fayetteville, Ark.	W	7-4
4/29/18	Fayetteville, Ark.	W	9-7
3/22/19	Tuscaloosa, Ala.	W	12-3
3/23/19	Tuscaloosa, Ala.	L	10-0
3/24/19	Tuscaloosa, Ala.	W	10-2
3/19/21	Fayetteville, Ark.	L	16-1
3/20/21	Fayetteville, Ark.	W	9-1
3/21/21	Fayetteville, Ark.	W	3-1
5/19/22	Tuscaloosa, Ala.	W	7-3
5/20/22	Tuscaloosa, Ala.	L	8-6
5/21/22	Tuscaloosa, Ala.	L	18-5
5/20/22	Hoover, Ala.!	L	4-3
3/31/23	Fayetteville, Ark.	L	12-1
4/1/23	Fayetteville, Ark.	W	9-6
4/2/23	Fayetteville, Ark.	W	5-4
4/12/24	Tuscaloosa, Ala.	W	5-3
4/13/24	Tuscaloosa, Ala.	L	4-3 (10)
4/14/24	Tuscaloosa, Ala.	L	5-0

## ALABAMA A&M

Overall Series Record: 2-0  
Record in Fayetteville, Ark.: 2-0

DATE	SITE	W/L	SCORE
3/12/13	Fayetteville, Ark.	W	20-2
3/13/13	Fayetteville, Ark.	W	13-0

## ALBANY

Overall Series Record: 1-0  
Record in Fayetteville, Ark.: 1-0

DATE	SITE	W/L	SCORE
6/1/07	Fayetteville, Ark.+	W	9-0

## ALCORN STATE

Overall Series Record: 3-0  
Record in Fayetteville, Ark.: 3-0

DATE	SITE	W/L	SCORE
4/16/08	Fayetteville, Ark.	W	9-1
3/14/17	Fayetteville, Ark.	W	3-2
3/15/17	Fayetteville, Ark.	W	11-3

## AMERICAN CHRISTIAN

Overall Series Record: 1-3  
Record in Fayetteville, Ark.: 1-3

DATE	SITE	W/L	SCORE
4/21/75	Fayetteville, Ark.	L	6-0

4/21/75	Fayetteville, Ark.	L	2-1
4/27/76	Fayetteville, Ark.	W	2-0
4/27/76	Fayetteville, Ark.	L	1-0

## APPALACHIAN STATE

Overall Series Record: 3-0  
Record in Fayetteville, Ark.: 3-0

DATE	SITE	W/L	SCORE
2/14/14	Fayetteville, Ark.	W	12-2
2/15/14	Fayetteville, Ark.	W	7-6
2/16/14	Fayetteville, Ark.	W	8-3

## ARIZONA

Overall Series Record: 3-4  
Record in Tucson, Ariz.: 1-2  
Record at Neutral Sites: 2-2

DATE	SITE	W/L	SCORE
6/3/79	Omaha, Neb.+	W	10-3
2/18/88	Tucson, Ariz.	L	12-11
2/19/88	Tucson, Ariz.	L	4-3
2/20/88	Tucson, Ariz.	W	7-2
6/19/04	Omaha, Neb.+	L	7-2
3/3/17	Frisco, Texas	L	3-0
2/21/18	San Diego, Calif.	W	1-0

## ARIZONA STATE

Overall Series Record: 3-8  
Record in Fayetteville, Ark.: 2-0  
Record in Tempe, Ariz.: 0-5  
Record at Neutral Sites: 1-3

DATE	SITE	W/L	SCORE
5/29/89	Waterbury, Conn.+	W	1-0
5/21/98	Wichita, Kan.+	L	8-4
3/11/08	Tempe, Ariz.	L	6-5
3/12/08	Tempe, Ariz.	L	7-4
4/7/09	Fayetteville, Ark.	W	7-3
4/8/09	Fayetteville, Ark.	W	8-7
6/12/10	Tempe, Ariz.+	L	7-6 (12)
6/13/10	Tempe, Ariz.+	L	7-5 (12)
6/5/11	Tempe, Ariz.+	L	13-4
2/28/13	Surprise, Ariz.	L	3-2
3/2/13	Surprise, Ariz.	L	3-1

## ARKANSAS STATE

Overall Series Record: 6-0  
Record in Fayetteville, Ark.: 6-0

DATE	SITE	W/L	SCORE
4/30/47	Fayetteville, Ark.	W	7-5
5/11/21	Fayetteville, Ark.	W	8-4
4/19/22	Fayetteville, Ark.	W	10-1
4/20/22	Fayetteville, Ark.	W	10-3
4/2/24	Fayetteville, Ark.	W	13-0 (7)
4/8/25	Fayetteville, Ark.	W	7-3

## ARMY

Overall Series Record: 1-0  
Record in Fayetteville, Ark.: 1-0

DATE	SITE	W/L	SCORE
3/7/23	Fayetteville, Ark.	W	7-5

## AUBURN

Overall Series Record: 56-50  
Record in Fayetteville, Ark.: 29-19  
Record in Auburn, Ala.: 22-26  
Record at Neutral Sites: 5-5

DATE	SITE	W/L	SCORE
4/11/92	Fayetteville, Ark.	W	9-7
4/11/92	Fayetteville, Ark.	W	4-1
4/12/92	Fayetteville, Ark.	L	14-4
4/17/93	Auburn, Ala.	W	8-7
4/17/93	Auburn, Ala.	L	6-1
4/18/93	Auburn, Ala.	L	8-3
5/21/93	Baton Rouge, La.!	L	3-1



## II SERIES HISTORY

4/15/94	Fayetteville, Ark.	W	7-6
4/16/94	Fayetteville, Ark.	L	6-3
4/17/94	Fayetteville, Ark.	W	10-0
5/19/94	Oxford, Miss.!	L	3-1
4/14/95	Auburn, Ala.	L	7-1
4/15/95	Auburn, Ala.	L	3-1
4/16/95	Auburn, Ala.	L	11-7
4/13/96	Fayetteville, Ark.	W	9-2
4/13/96	Fayetteville, Ark.	W	9-6
4/14/96	Fayetteville, Ark.	L	4-2
4/18/97	Auburn, Ala.	L	11-4
4/19/97	Auburn, Ala.	W	9-5
4/20/97	Auburn, Ala.	L	12-3
5/14/97	Columbus, Ga.!	L	7-3
4/10/98	Fayetteville, Ark.	L	11-2
4/11/98	Fayetteville, Ark.	L	6-5
4/12/98	Fayetteville, Ark.	W	4-2
5/17/98	Hoover, Ala.!	L	7-5
3/12/99	Auburn, Ala.	L	11-4
3/13/99	Auburn, Ala.	W	20-9
3/14/99	Auburn, Ala.	L	13-12
5/20/99	Hoover, Ala.!	L	3-2 (11)
5/22/99	Hoover, Ala.!	W	9-5
5/22/99	Hoover, Ala.!	W	9-6
3/17/00	Fayetteville, Ark.	L	11-6
3/18/00	Fayetteville, Ark.	L	10-7
3/19/00	Fayetteville, Ark.	L	21-11
4/13/01	Auburn, Ala.	L	10-1
4/14/01	Auburn, Ala.	L	11-4
4/15/01	Auburn, Ala.	L	10-5
5/17/02	Fayetteville, Ark.	W	18-5
5/18/02	Fayetteville, Ark.	L	7-3
5/19/02	Fayetteville, Ark.	W	4-1
5/23/02	Hoover, Ala.!	W	7-3
4/18/03	Auburn, Ala.	W	9-7
4/19/03	Auburn, Ala.	W	11-6
4/20/03	Auburn, Ala.	L	5-2
5/21/04	Fayetteville, Ark.	W	9-7
5/22/04	Fayetteville, Ark.	L	7-4
5/23/04	Fayetteville, Ark.	W	15-3
4/1/05	Auburn, Ala.	L	5-1
4/2/05	Auburn, Ala.	L	8-7
4/3/05	Auburn, Ala.	W	8-6
5/18/06	Fayetteville, Ark.	W	6-3
5/19/06	Fayetteville, Ark.	W	10-5
5/20/06	Fayetteville, Ark.	W	11-2
4/27/07	Auburn, Ala.	W	12-1
4/28/07	Auburn, Ala.	L	11-9
4/29/07	Auburn, Ala.	W	8-1
4/4/08	Fayetteville, Ark.	L	5-2
4/5/08	Fayetteville, Ark.	W	5-4
4/6/08	Fayetteville, Ark.	L	12-10 (10)
3/20/09	Auburn, Ala.	W	3-2
3/21/09	Auburn, Ala.	W	10-6
3/22/09	Auburn, Ala.	W	12-6
4/30/10	Fayetteville, Ark.	W	9-4
5/1/10	Fayetteville, Ark.	L	8-7
5/2/10	Fayetteville, Ark.	L	13-2
3/18/11	Auburn, Ala.	W	6-5 (11)
3/19/11	Auburn, Ala.	L	9-5
3/20/11	Auburn, Ala.	L	8-7
5/10/12	Fayetteville, Ark.	L	3-2 (10)
5/11/12	Fayetteville, Ark.	W	5-4
5/12/12	Fayetteville, Ark.	L	12-5
5/16/13	Auburn, Ala.	L	3-0
5/17/13	Auburn, Ala.	W	1-0
5/18/13	Auburn, Ala.	L	11-6
4/25/14	Fayetteville, Ark.	L	2-1
4/26/14	Fayetteville, Ark.	W	4-3 (10)
4/26/14	Fayetteville, Ark.	L	7-2
4/3/15	Auburn, Ala.	W	10-7
4/4/15	Auburn, Ala.	L	3-2
4/5/15	Auburn, Ala.	W	6-4
3/25/16	Fayetteville, Ark.	W	3-2
3/26/16	Fayetteville, Ark.	W	14-7
3/27/16	Fayetteville, Ark.	W	3-1
4/21/17	Auburn, Ala.	L	15-2
4/22/17	Auburn, Ala.	W	7-3
4/23/17	Auburn, Ala.	L	11-6

5/25/17	Hoover, Ala.!	W	12-0 (7)
4/6/18	Fayetteville, Ark.	W	2-1
4/7/18	Fayetteville, Ark.	W	13-2
4/8/18	Fayetteville, Ark.	W	5-4
4/5/19	Auburn, Ala.	L	6-3
4/5/19	Auburn, Ala.	W	9-6 (15)
4/6/19	Auburn, Ala.	W	8-0
4/1/21	Fayetteville, Ark.	L	2-1
4/2/21	Fayetteville, Ark.	W	6-5
4/3/21	Fayetteville, Ark.	W	6-5 (10)
5/6/22	Auburn, Ala.	W	11-8
5/7/22	Auburn, Ala.	L	5-3
5/8/22	Auburn, Ala.	W	7-4
6/21/22	Omaha, Neb.+	W	11-1
3/17/23	Fayetteville, Ark.	W	7-2
3/18/23	Fayetteville, Ark.	W	9-3
3/19/23	Fayetteville, Ark.	W	5-0
3/21/24	Auburn, Ala.	W	1-0
3/22/24	Auburn, Ala.	W	6-5
3/23/24	Auburn, Ala.	L	8-6

### BAKER

Overall Series Record: 7-1

Record in Fayetteville, Ark.: 7-1

DATE	SITE	W/L	SCORE
3/17/75	Fayetteville, Ark.	W	3-2
3/17/75	Fayetteville, Ark.	L	2-0
3/10/76	Fayetteville, Ark.	W	11-0
3/11/76	Fayetteville, Ark.	W	9-7
3/7/77	Fayetteville, Ark.	W	6-0
3/7/77	Fayetteville, Ark.	W	11-1
3/13/80	Fayetteville, Ark.	W	16-2
3/13/80	Fayetteville, Ark.	W	9-4

### BALL STATE

Overall Series Record: 2-1

Record in Fayetteville, Ark.: 2-1

DATE	SITE	W/L	SCORE
2/19/10	Fayetteville, Ark.	W	10-2
2/20/10	Fayetteville, Ark.	L	5-2
2/21/10	Fayetteville, Ark.	W	9-3

### BARKSDALE AIR FORCE BASE

Overall Series Record: 0-2

Record in Shreveport, La.: 0-2

DATE	SITE	W/L	SCORE
4/19/57	Shreveport, La.	L	11-4
4/20/57	Shreveport, La.	L	6-4

### BAYLOR

Overall Series Record: 38-29

Record in Fayetteville, Ark.: 22-7

Record in Waco, Texas: 14-19

Record at Neutral Sites: 2-3

DATE	SITE	W/L	SCORE
4/14/60	Monroe, La.	W	8-0
4/6/61	Waco, Texas	L	16-2
4/6/61	Waco, Texas	L	5-1
4/19/62	Monroe, La.	L	5-0
3/21/66	Waco, Texas	L	13-7
3/8/74	Waco, Texas	L	7-6
3/9/74	Waco, Texas	L	7-2
3/9/74	Waco, Texas	L	9-0
3/7/75	Fayetteville, Ark.	L	11-2
3/8/75	Fayetteville, Ark.	W	5-4
3/8/75	Fayetteville, Ark.	W	7-4
4/9/76	Waco, Texas	L	5-0
4/10/76	Waco, Texas	L	2-0
4/10/76	Waco, Texas	L	5-2
4/8/77	Fayetteville, Ark.	L	5-3
4/9/77	Fayetteville, Ark.	W	5-2
4/9/77	Fayetteville, Ark.	W	6-1
3/17/78	Waco, Texas	L	12-11
3/18/78	Waco, Texas	W	7-6
3/18/78	Waco, Texas	L	9-8

5/12/78	Austin, Texas!	L	1-0
3/16/79	Fayetteville, Ark.	W	12-1
3/17/79	Fayetteville, Ark.	W	5-1
3/17/79	Fayetteville, Ark.	L	4-0
5/12/79	Austin, Texas!	W	6-1
4/18/80	Waco, Texas	L	2-1
4/19/80	Waco, Texas	W	3-2
4/19/80	Waco, Texas	W	7-6
3/20/81	Fayetteville, Ark.	W	11-3
3/21/81	Fayetteville, Ark.	W	3-1
3/21/81	Fayetteville, Ark.	W	12-0
3/19/82	Waco, Texas	W	8-2
3/20/82	Waco, Texas	W	8-7
3/20/82	Waco, Texas	L	5-4 (10)
3/11/83	Fayetteville, Ark.	W	8-5
3/12/83	Fayetteville, Ark.	W	5-3
3/12/83	Fayetteville, Ark.	L	3-2
3/16/84	Waco, Texas	W	10-9
3/17/84	Waco, Texas	L	8-7
3/17/84	Waco, Texas	W	10-3
4/26/85	Fayetteville, Ark.	L	7-6
4/27/85	Fayetteville, Ark.	W	5-4
4/27/85	Fayetteville, Ark.	L	11-8
5/17/85	Fayetteville, Ark.!	W	6-4
4/25/86	Waco, Texas	L	10-8
4/26/86	Waco, Texas	L	6-4
4/26/86	Waco, Texas	W	10-7
4/17/87	Fayetteville, Ark.	W	5-3
4/18/87	Fayetteville, Ark.	W	8-0
4/18/87	Fayetteville, Ark.	W	6-5
4/22/88	Waco, Texas	W	4-2
4/23/88	Waco, Texas	L	7-5
4/23/88	Waco, Texas	W	11-10
4/14/89	Fayetteville, Ark.	W	8-4
4/15/89	Fayetteville, Ark.	W	9-1
4/15/89	Fayetteville, Ark.	W	10-3
4/13/90	Waco, Texas	W	13-3
4/14/90	Waco, Texas	L	2-1
4/14/90	Waco, Texas	W	3-2
4/19/91	Fayetteville, Ark.	W	13-5
4/20/91	Fayetteville, Ark.	W	7-6
4/20/91	Fayetteville, Ark.	L	7-6
3/10/98	Fayetteville, Ark.	W	9-1
6/9/12	Waco, Texas+	L	8-1
6/10/12	Waco, Texas+	W	5-4
6/11/12	Waco, Texas+	W	1-0 (10)
3/1/20	Houston, Texas	L	3-2

### BELHAVEN

Overall Series Record: 2-1

Record in Jackson, Miss.: 2-1

DATE	SITE	W/L	SCORE
3/25/69	Jackson, Miss.	L	7-2
3/26/69	Jackson, Miss.	W	4-2
3/27/69	Jackson, Miss.	W	4-2

### BENEDICTINE

Overall Series Record: 1-0

Record in Fayetteville, Ark.: 1-0

DATE	SITE	W/L	SCORE
3/9/88	Fayetteville, Ark.	W	9-0

### BENTONVILLE INDEPENDENTS

Overall Series Record: 1-0

Record in Bentonville, Ark.: 1-0

DATE	SITE	W/L	SCORE
5/11/48	Bentonville, Ark.	W	N/A

### BINGHAMTON

Overall Series Record: 3-0

Record in Fayetteville, Ark.: 3-0

DATE	SITE	W/L	SCORE
3/9/12	Fayetteville, Ark.	W	4-0
3/10/12	Fayetteville, Ark.	W	5-3
3/11/12	Fayetteville, Ark.	W	6-0





## BRADLEY

Overall Series Record: 3-10  
Record in Fayetteville, Ark.: 2-1  
Record in Peoria, Ill.: 1-9

DATE	SITE	W/L	SCORE
4/18/49	Fayetteville, Ark.	L	13-9
5/8/50	Peoria, Ill.	L	10-2
5/7/51	Peoria, Ill.	L	6-0
5/8/51	Peoria, Ill.	L	9-0
5/5/52	Peoria, Ill.	L	9-3
5/6/52	Peoria, Ill.	L	5-0
5/5/53	Peoria, Ill.	L	7-3
4/2/54	Fayetteville, Ark.	W	13-8
4/3/54	Fayetteville, Ark.	W	3-2
5/4/54	Peoria, Ill.	L	10-6 (7)
5/4/54	Peoria, Ill.	W	16-9
5/2/55	Peoria, Ill.	L	7-0
5/3/55	Peoria, Ill.	L	20-9

## BYU

Overall Series Record: 2-1  
Record in Fayetteville, Ark.: 2-0  
Record at Neutral Sites: 0-1

DATE	SITE	W/L	SCORE
3/13/90	Fresno, Calif.	L	6-5
2/28/12	Fayetteville, Ark.	W	5-0
2/29/12	Fayetteville, Ark.	W	8-1

## BRYANT

Overall Series Record: 4-1  
Record in Fayetteville, Ark.: 3-0  
Record at Neutral Sites: 1-1

DATE	SITE	W/L	SCORE
5/31/13	Manhattan, Kan.+	L	4-1
6/2/13	Manhattan, Kan.+	W	12-3
2/24/17	Fayetteville, Ark.	W	11-8
2/25/17	Fayetteville, Ark.	W	13-7
2/26/17	Fayetteville, Ark.	W	16-6

## BUCKNELL

Overall Series Record: 5-0  
Record in Fayetteville, Ark.: 3-0  
Record at Neutral Sites: 2-0

DATE	SITE	W/L	SCORE
5/31/03	Austin, Texas+	W	10-7
6/1/14	Charlottesville, Va.+	W	10-0
2/16/18	Fayetteville, Ark.	W	14-2
2/17/18	Fayetteville, Ark.	W	32-4
2/18/18	Fayetteville, Ark.	W	3-1

## BUENA VISTA

Overall Series Record: 20-11  
Record in Fayetteville, Ark.: 19-9  
Record in Storm Lake, Iowa: 0-2  
Record at Neutral Sites: 1-0

DATE	SITE	W/L	SCORE
4/4/51	Fayetteville, Ark.	W	10-9
5/2/52	Storm Lake, Iowa	L	8-4
5/3/52	Storm Lake, Iowa	L	17-16
4/8/53	Fayetteville, Ark.	W	9-4
4/2/55	Fayetteville, Ark.	W	6-5
3/31/56	Fayetteville, Ark.	W	10-9
4/10/57	Fayetteville, Ark.	L	10-7
4/11/57	Fayetteville, Ark.	W	14-9
3/28/59	Fayetteville, Ark.	W	8-7 (10)
1960	Fayetteville, Ark.	W	10-4
1960	Fayetteville, Ark.	L	3-1
3/27/61	Fayetteville, Ark.	L	10-6
3/29/61	Fayetteville, Ark.	W	2-0
3/26/62	Fayetteville, Ark.	L	8-4
3/27/62	Fayetteville, Ark.	L	8-7
3/28/62	Fayetteville, Ark.	W	5-4
3/25/63	Fayetteville, Ark.	W	9-1
3/25/63	Fayetteville, Ark.	W	8-7

3/26/63	Fayetteville, Ark.	W	11-10
3/23/64	Fayetteville, Ark.	L	6-5
3/24/64	Fayetteville, Ark.	L	16-13
3/31/66	Fayetteville, Ark.	L	3-0
4/1/66	Fayetteville, Ark.	W	16-13
3/21/67	Fayetteville, Ark.	W	6-1
3/21/67	Fayetteville, Ark.	W	4-3
3/22/67	Fayetteville, Ark.	L	6-3
4/1/69	Fayetteville, Ark.	W	16-4
4/1/69	Fayetteville, Ark.	W	14-1
3/25/71	Fayetteville, Ark.	W	5-1
3/25/71	Fayetteville, Ark.	W	3-2
3/31/72	Tulsa, Okla.	W	1-0

## CALIFORNIA

Overall Series Record: 4-5  
Record in Fayetteville, Ark.: 2-1  
Record in Berkeley, Calif.: 2-3  
Record at Neutral Sites: 0-1

DATE	SITE	W/L	SCORE
5/24/80	Tulsa, Okla.+	L	7-1
3/6/09	Fayetteville, Ark.	W	5-4 (10)
3/7/09	Fayetteville, Ark.	L	12-6
3/8/09	Fayetteville, Ark.	W	13-3
3/5/10	Berkeley, Calif.	W	7-3
3/6/10	Berkeley, Calif.	W	9-5
3/7/10	Berkeley, Calif.	L	6-0
3/9/14	Berkeley, Calif.	L	4-3
3/9/14	Berkeley, Calif.	L	2-1

## CAL POLY

Overall Series Record: 0-1  
Record at Neutral Sites: 0-1

DATE	SITE	W/L	SCORE
2/23/18	San Diego, Calif.	L	4-3

## CAL STATE FULLERTON

Overall Series Record: 1-3  
Record at Neutral Sites: 1-3

DATE	SITE	W/L	SCORE
6/6/79	Omaha, Neb.+	L	13-10
6/8/79	Omaha, Neb.+	L	2-1
3/7/93	Minneapolis, Minn.	L	6-5
6/13/09	Omaha, Neb.+	W	10-6

## CAL STATE NORTHRIDGE

Overall Series Record: 3-0  
Record in Fayetteville, Ark.: 3-0

DATE	SITE	W/L	SCORE
3/10/06	Fayetteville, Ark.	W	6-5
3/11/06	Fayetteville, Ark.	W	8-1
3/12/06	Fayetteville, Ark.	W	8-6

## CARTHAGE

Overall Series Record: 1-0-1  
Record in Fayetteville, Ark.: 1-0-1

DATE	SITE	W/L	SCORE
1971	Fayetteville, Ark.	W	8-1
1971	Fayetteville, Ark.	T	2-2

## CENTENARY

Overall Series Record: 34-9  
Record in Fayetteville, Ark.: 21-5  
Record in Shreveport, La.: 13-4

DATE	SITE	W/L	SCORE
4/15/57	Shreveport, La.	W	17-4
4/20/59	Fayetteville, Ark.	L	6-0
4/21/59	Fayetteville, Ark.	W	6-5 (8)
1960	Shreveport, La.	L	13-12
1960	Shreveport, La.	L	3-2
4/14/61	Fayetteville, Ark.	W	10-2
4/27/62	Shreveport, La.	W	6-2
4/28/62	Shreveport, La.	W	7-2

4/8/63	Fayetteville, Ark.	L	7-6
4/9/63	Fayetteville, Ark.	W	3-2
4/3/64	Shreveport, La.	W	8-4
4/4/64	Shreveport, La.	L	8-7
4/10/65	Fayetteville, Ark.	L	10-7
4/10/65	Fayetteville, Ark.	L	8-4
4/16/66	Shreveport, La.	W	4-2
4/16/66	Shreveport, La.	W	3-2
4/1/80	Fayetteville, Ark.	W	2-1
4/1/80	Fayetteville, Ark.	W	7-5
3/20/88	Shreveport, La.	W	12-2
4/8/90	Fayetteville, Ark.	W	9-5
3/17/91	Shreveport, La.	W	7-3
4/21/92	Fayetteville, Ark.	W	9-8 (10)
3/5/94	Fayetteville, Ark.	W	11-5
3/6/94	Fayetteville, Ark.	W	13-1
3/31/99	Fayetteville, Ark.	W	18-2
2/29/00	Fayetteville, Ark.	W	7-6 (10)
3/1/00	Fayetteville, Ark.	W	21-9
3/21/01	Shreveport, La.	W	5-0
3/26/02	Fayetteville, Ark.	W	16-4
3/27/02	Fayetteville, Ark.	W	10-2
3/19/03	Shreveport, La.	W	14-9
3/16/04	Fayetteville, Ark.	W	10-9
3/17/04	Fayetteville, Ark.	W	15-3
3/22/05	Shreveport, La.	W	10-1
3/23/05	Shreveport, La.	W	14-1
3/21/06	Fayetteville, Ark.	W	10-2
3/22/06	Fayetteville, Ark.	W	8-5
3/21/07	Shreveport, La.	W	16-14
3/25/08	Fayetteville, Ark.	W	9-0
3/26/08	Fayetteville, Ark.	L	5-1
3/10/09	Shreveport, La.	L	8-3
3/30/10	Fayetteville, Ark.	W	18-2
3/31/10	Fayetteville, Ark.	W	9-4

## CENTRAL CONNECTICUT STATE

Overall Series Record: 1-0  
Record in Fayetteville, Ark.: 1-0

DATE	SITE	W/L	SCORE
5/31/19	Fayetteville, Ark.+	W	11-5

## CENTRAL MICHIGAN

Overall Series Record: 5-0  
Record in Fayetteville, Ark.: 5-0

DATE	SITE	W/L	SCORE
3/24/98	Fayetteville, Ark.	W	4-2
3/25/98	Fayetteville, Ark.	W	7-2
2/19/16	Fayetteville, Ark.	W	6-1
2/20/16	Fayetteville, Ark.	W	9-4
2/21/16	Fayetteville, Ark.	W	4-3

## CENTRAL MISSOURI

Overall Series Record: 9-0  
Record in Fayetteville, Ark.: 9-0

DATE	SITE	W/L	SCORE
4/29/64	Fayetteville, Ark.	W	7-5
4/29/64	Fayetteville, Ark.	W	10-9
3/15/83	Fayetteville, Ark.	W	7-5
3/15/83	Fayetteville, Ark.	W	5-0
3/16/83	Fayetteville, Ark.	W	12-3
3/16/83	Fayetteville, Ark.	W	8-1
2/28/92	Fayetteville, Ark.	W	9-1
3/8/95	Fayetteville, Ark.	W	9-8
3/4/97	Fayetteville, Ark.	W	22-6

## CENTRAL OKLAHOMA

Overall Series Record: 1-0  
Record in Fayetteville, Ark.: 1-0

DATE	SITE	W/L	SCORE
4/8/91	Fayetteville, Ark.	W	6-2



## II SERIES HISTORY

### CHARLOTTE

Overall Series Record: 5-2  
Record in Fayetteville, Ark.: 4-0  
Record in Charlotte, N.C.: 0-1  
Record at Neutral Sites: 1-1

DATE	SITE	W/L	SCORE
6/3/11	Tempe, Ariz.+	L	3-2
6/5/11	Tempe, Ariz.+	W	11-3
3/21/18	Charlotte, N.C.	L	6-3
3/6/19	Fayetteville, Ark.	W	9-2
2/28/25	Fayetteville, Ark.	W	11-10
3/1/25	Fayetteville, Ark.	W	8-5
3/2/25	Fayetteville, Ark.	W	4-3

### CLEMSON

Overall Series Record: 3-3  
Record in Fayetteville, Ark.: 0-1  
Record in Clemson, S.C.: 1-2  
Record at Neutral Sites: 2-0

DATE	SITE	W/L	SCORE
5/23/87	Huntsville, Ala.+	W	6-5 (10)
5/24/87	Huntsville, Ala.+	W	4-2
5/29/99	Fayetteville, Ark.+	L	12-4
6/7/02	Clemson, S.C.+	W	9-6
6/8/02	Clemson, S.C.+	L	8-7
6/9/02	Clemson, S.C.+	L	7-4

### COASTAL CAROLINA

Overall Series Record: 1-2  
Record in Fayetteville, Ark.: 1-2

DATE	SITE	W/L	SCORE
5/20/83	Fayetteville, Ark.	L	5-3
5/21/83	Fayetteville, Ark.	L	13-7
5/21/83	Fayetteville, Ark.	W	6-4

### COLORADO

Overall Series Record: 2-0  
Record in Fayetteville, Ark.: 2-0

DATE	SITE	W/L	SCORE
1960	Fayetteville, Ark.	W	17-2
1960	Fayetteville, Ark.	W	8-2

### CREIGHTON

Overall Series Record: 12-5  
Record in Fayetteville, Ark.: 7-1  
Record in Omaha, Neb.: 5-4

DATE	SITE	W/L	SCORE
5/7/71	Omaha, Neb.	L	6-4
5/7/71	Omaha, Neb.	W	2-0
5/8/71	Omaha, Neb.	L	3-2
5/8/71	Omaha, Neb.	L	2-1
4/27/73	Omaha, Neb.	W	5-1
4/27/73	Omaha, Neb.	W	11-2
4/28/73	Omaha, Neb.	W	3-1
4/28/73	Omaha, Neb.	L	6-2
3/6/74	Fayetteville, Ark.	L	12-1
3/6/74	Fayetteville, Ark.	W	12-4
3/13/77	Fayetteville, Ark.	W	8-0
2/11/03	Fayetteville, Ark.	W	9-5
6/3/07	Fayetteville, Ark.+	W	6-0
5/12/15	Omaha, Neb.	W	6-2
4/19/16	Fayetteville, Ark.	W	6-2
5/31/25	Fayetteville, Ark.+	W	12-1
6/1/25	Fayetteville, Ark.+	W	8-3

### DALLAS BAPTIST

Overall Series Record: 12-7  
Record in Fayetteville, Ark.: 10-5  
Record in Dallas, Texas: 1-0  
Record at Neutral Sites: 1-2

DATE	SITE	W/L	SCORE
4/30/82	Fayetteville, Ark.	W	4-2
4/30/82	Fayetteville, Ark.	W	6-1

5/1/82	Fayetteville, Ark.	L	3-1
5/1/82	Fayetteville, Ark.	W	7-2
4/29/83	Fort Smith, Ark.	L	19-9
4/30/83	Fayetteville, Ark.	W	8-4
4/30/83	Fayetteville, Ark.	W	8-7
3/19/84	Fayetteville, Ark.	W	8-2
3/20/84	Fayetteville, Ark.	L	6-3
3/20/84	Fayetteville, Ark.	W	3-0
3/28/88	Fayetteville, Ark.	L	9-6
4/10/89	Fayetteville, Ark.	L	10-8
4/16/90	Fayetteville, Ark.	W	10-6
4/22/91	Fayetteville, Ark.	L	7-4
4/23/92	Fayetteville, Ark.	W	13-3
2/14/99	Lafayette, La.	L	10-8
2/11/05	Dallas, Texas	W	13-3
2/12/05	Arlington, Texas	W	8-1
6/3/18	Fayetteville, Ark.+	W	4-3

### DAYTON

Overall Series Record: 2-0  
Record in Fayetteville, Ark.: 2-0

DATE	SITE	W/L	SCORE
2/28/18	Fayetteville, Ark.	W	18-1
3/1/18	Fayetteville, Ark.	W	11-0

### DELAWARE

Overall Series Record: 3-0  
Record in Fayetteville, Ark.: 1-0  
Record at Neutral Sites: 2-0

DATE	SITE	W/L	SCORE
5/26/79	Tallahassee, Fla.+	W	8-6
5/27/79	Tallahassee, Fla.+	W	4-3
5/28/99	Fayetteville, Ark.+	W	10-6

### DELAWARE STATE

Overall Series Record: 3-0  
Record in Fayetteville, Ark.: 3-0

DATE	SITE	W/L	SCORE
2/18/11	Fayetteville, Ark.	W	5-0
2/19/11	Fayetteville, Ark.	W	9-2
2/20/11	Fayetteville, Ark.	W	10-0

### DELTA STATE

Overall Series Record: 2-3  
Record in Cleveland, Miss.: 2-3

DATE	SITE	W/L	SCORE
4/19/63	Cleveland, Miss.	W	5-2
4/20/63	Cleveland, Miss.	L	10-2
4/21/65	Cleveland, Miss.	L	5-1
4/22/65	Cleveland, Miss.	L	12-7
4/17/67	Cleveland, Miss.	W	12-9

### DRAKE

Overall Series Record: 5-1  
Record in Fayetteville, Ark.: 5-1

DATE	SITE	W/L	SCORE
3/17/71	Fayetteville, Ark.	W	6-2
3/17/71	Fayetteville, Ark.	L	7-6
3/18/72	Fayetteville, Ark.	W	9-4
3/18/72	Fayetteville, Ark.	W	4-2
3/22/73	Fayetteville, Ark.	W	11-10
3/22/73	Fayetteville, Ark.	W	3-2

### EAST TEXAS BAPTIST

Overall Series Record: 0-2  
Record in Marshall, Texas: 0-2

DATE	SITE	W/L	SCORE
3/23/68	Marshall, Texas	L	4-0
3/23/68	Marshall, Texas	L	2-1

### EASTERN ILLINOIS

Overall Series Record: 34-3  
Record in Fayetteville, Ark.: 34-3

DATE	SITE	W/L	SCORE
3/22/84	Fayetteville, Ark.	W	6-0
3/22/84	Fayetteville, Ark.	W	16-2
3/13/93	Fayetteville, Ark.	W	8-3
3/14/93	Fayetteville, Ark.	W	8-7
3/14/93	Fayetteville, Ark.	W	7-1
2/20/98	Fayetteville, Ark.	W	16-0
2/21/98	Fayetteville, Ark.	L	5-4
2/22/98	Fayetteville, Ark.	W	8-1
2/26/99	Fayetteville, Ark.	W	8-3
2/27/99	Fayetteville, Ark.	W	17-2
2/28/99	Fayetteville, Ark.	W	10-3
2/23/01	Fayetteville, Ark.	W	6-2
2/25/01	Fayetteville, Ark.	W	10-4
2/25/01	Fayetteville, Ark.	W	17-4
2/14/03	Fayetteville, Ark.	W	5-1
2/15/03	Fayetteville, Ark.	W	17-3
3/11/05	Fayetteville, Ark.	W	17-2
3/12/05	Fayetteville, Ark.	W	12-1
3/13/05	Fayetteville, Ark.	W	6-0
2/21/14	Fayetteville, Ark.	W	6-2
2/22/14	Fayetteville, Ark.	W	8-3
2/23/14	Fayetteville, Ark.	W	8-3
3/2/15	Fayetteville, Ark.	W	4-1
3/2/15	Fayetteville, Ark.	W	8-1
3/3/15	Fayetteville, Ark.	W	7-0
3/4/16	Fayetteville, Ark.	W	5-2
3/5/16	Fayetteville, Ark.	L	10-8 (12)
3/6/16	Fayetteville, Ark.	W	3-2
2/16/19	Fayetteville, Ark.	W	15-7
2/16/19	Fayetteville, Ark.	W	12-3
2/17/19	Fayetteville, Ark.	W	3-2
2/14/20	Fayetteville, Ark.	W	5-1
2/15/20	Fayetteville, Ark.	W	10-1
2/16/20	Fayetteville, Ark.	W	12-3
2/24/23	Fayetteville, Ark.	W	13-2 (7)
2/25/23	Fayetteville, Ark.	W	10-3
2/26/23	Fayetteville, Ark.	L	12-3

### EASTERN KENTUCKY

Overall Series Record: 1-0  
Record at Neutral Sites: 1-0

DATE	SITE	W/L	SCORE
5/23/85	Tallahassee, Fla.+	W	20-13

### EASTERN MICHIGAN

Overall Series Record: 14-1  
Record in Fayetteville, Ark.: 7-0  
Record at Neutral Sites: 7-1

DATE	SITE	W/L	SCORE
3/23/77	Fayetteville, Ark.	W	4-3
3/23/77	Fayetteville, Ark.	W	8-1
3/26/79	Fayetteville, Ark.	W	6-2
3/26/79	Fayetteville, Ark.	W	1-0
3/27/79	Fayetteville, Ark.	W	6-0
3/1/81	Lakeland, Fla.	W	17-10
3/3/81	Lakeland, Fla.	L	7-5
3/6/81	Lakeland, Fla.	W	6-2
3/6/81	Lakeland, Fla.	W	9-8
2/25/84	Lakeland, Fla.	W	3-2
2/29/84	Lakeland, Fla.	W	8-1
3/2/84	Lakeland, Fla.	W	4-1
3/16/90	Fresno, Calif.	W	6-4
3/11/91	Fayetteville, Ark.	W	6-5
3/12/91	Fayetteville, Ark.	W	12-4

### ECKERD

Overall Series Record: 1-0  
Record at Neutral Sites: 1-0

DATE	SITE	W/L	SCORE
3/3/89	Lakeland, Fla.	W	8-2



EMPORIA STATE

Overall Series Record: 10-5  
Record in Fayetteville, Ark.: 7-1  
Record in Emporia, Kan.: 2-4  
Record at Neutral Sites: 1-0

DATE	SITE	W/L	SCORE
3/29/59	Emporia, Kan.	W	5-4 (10)
3/30/59	Emporia, Kan.	W	14-13
1960	Fayetteville, Ark.	W	19-11
1960	Fayetteville, Ark.	W	11-4
4/19/61	Emporia, Kan.	L	4-2
4/20/61	Chanute, Kan.	W	15-10
4/13/62	Fayetteville, Ark.	W	6-2
4/14/62	Fayetteville, Ark.	W	12-3
4/3/63	Emporia, Kan.	W	12-8
4/3/63	Emporia, Kan.	L	18-2
4/13/64	Fayetteville, Ark.	W	8-3
4/13/64	Fayetteville, Ark.	L	10-6
4/6/65	Emporia, Kan.	L	8-4
1967	Emporia, Kan.	W	8-5
1967	Emporia, Kan.	L	5-4

EVANGEL

Overall Series Record: 20-0  
Record in Fayetteville, Ark.: 12-0  
Record in Springfield, Mo.: 8-0

DATE	SITE	W/L	SCORE
1968	Fayetteville, Ark.	W	3-1
1968	Fayetteville, Ark.	W	2-1
5/3/69	Springfield, Mo.	W	3-0
5/3/69	Springfield, Mo.	W	18-0
5/12/70	Springfield, Mo.	W	10-0
5/12/70	Springfield, Mo.	W	6-0
5/5/71	Springfield, Mo.	W	12-1
5/5/71	Springfield, Mo.	W	13-0
1973	Fayetteville, Ark.	W	5-4
1973	Fayetteville, Ark.	W	11-0
4/15/74	Springfield, Mo.	W	6-4
4/15/74	Springfield, Mo.	W	5-3
3/16/82	Fayetteville, Ark.	W	5-1
3/16/82	Fayetteville, Ark.	W	4-1
4/7/87	Fayetteville, Ark.	W	16-2
4/5/88	Fayetteville, Ark.	W	13-8
4/5/89	Fayetteville, Ark.	W	6-4
3/27/90	Fayetteville, Ark.	W	8-3
4/2/91	Fayetteville, Ark.	W	10-0
3/30/92	Fayetteville, Ark.	W	10-0

EVANSVILLE

Overall Series Record: 9-2  
Record in Fayetteville, Ark.: 9-2

DATE	SITE	W/L	SCORE
3/23/86	Fayetteville, Ark.	W	18-8
3/24/86	Fayetteville, Ark.	W	4-0
3/25/86	Fayetteville, Ark.	W	9-8
2/24/95	Fayetteville, Ark.	W	8-5
2/25/95	Fayetteville, Ark.	W	6-5
2/26/95	Fayetteville, Ark.	L	3-2
3/6/01	Fayetteville, Ark.	L	4-1
3/7/01	Fayetteville, Ark.	W	5-1
2/22/13	Fayetteville, Ark.	W	10-4
2/23/13	Fayetteville, Ark.	W	5-2
2/24/13	Fayetteville, Ark.	W	10-2

FAYETTEVILLE MERCHANTS

Overall Series Record: 0-1  
Record in Fayetteville, Ark.: 0-1

DATE	SITE	W/L	SCORE
5/10/49	Fayetteville, Ark.	L	12-11

FLORIDA

Overall Series Record: 39-38  
Record in Fayetteville, Ark.: 18-12  
Record in Gainesville, Fla.: 14-22  
Record at Neutral Sites: 7-4

DATE	SITE	W/L	SCORE
5/26/79	Tallahassee, Fla.+	W	9-1
4/8/94	Gainesville, Fla.	L	5-2
4/9/94	Gainesville, Fla.	L	8-7
4/10/94	Gainesville, Fla.	L	3-2 (11)
4/7/95	Fayetteville, Ark.	W	5-4
4/8/95	Fayetteville, Ark.	W	13-5
4/9/95	Fayetteville, Ark.	L	5-2
5/1/98	Fayetteville, Ark.	L	7-6
5/2/98	Fayetteville, Ark.	L	13-9
5/3/98	Fayetteville, Ark.	W	4-3
4/2/99	Gainesville, Fla.	W	8-1
4/3/99	Gainesville, Fla.	W	6-5
4/4/99	Gainesville, Fla.	W	10-5
3/24/00	Fayetteville, Ark.	L	8-7 (11)
3/25/00	Fayetteville, Ark.	L	8-7 (10)
3/26/00	Fayetteville, Ark.	L	7-4
3/23/01	Gainesville, Fla.	L	7-4
3/24/01	Gainesville, Fla.	L	8-4
3/25/01	Gainesville, Fla.	L	4-1
3/19/04	Gainesville, Fla.	L	11-1
3/20/04	Gainesville, Fla.	W	8-2
3/21/04	Gainesville, Fla.	L	7-6 (10)
5/6/05	Fayetteville, Ark.	W	4-1
5/7/05	Fayetteville, Ark.	W	3-2 (10)
5/8/05	Fayetteville, Ark.	L	11-10
5/25/05	Hoover, Ala.!	L	9-8
3/17/06	Gainesville, Fla.	L	6-3
3/18/06	Gainesville, Fla.	W	4-2
3/19/06	Gainesville, Fla.	L	8-7
4/14/07	Fayetteville, Ark.	W	14-3
4/14/07	Fayetteville, Ark.	W	7-1
4/15/07	Fayetteville, Ark.	W	10-7
4/11/08	Gainesville, Fla.	W	2-1
4/12/08	Gainesville, Fla.	L	6-1
4/13/08	Gainesville, Fla.	W	10-4
3/13/09	Fayetteville, Ark.	W	11-4
3/14/09	Fayetteville, Ark.	W	8-4
3/15/09	Fayetteville, Ark.	W	4-2
5/20/09	Hoover, Ala.!	W	8-5
5/22/09	Hoover, Ala.!	W	10-7
4/23/10	Gainesville, Fla.	W	8-3
4/24/10	Gainesville, Fla.	L	8-2
4/25/10	Gainesville, Fla.	L	2-1
5/27/10	Hoover, Ala.!	L	5-4
5/5/11	Fayetteville, Ark.	W	4-3
5/6/11	Fayetteville, Ark.	W	5-3
5/7/11	Fayetteville, Ark.	L	5-3
4/27/12	Gainesville, Fla.	L	3-2
4/28/12	Gainesville, Fla.	W	5-1
4/29/12	Gainesville, Fla.	W	3-1 (10)
4/14/14	Gainesville, Fla.	L	2-1
4/15/14	Gainesville, Fla.	L	1-0
4/16/14	Gainesville, Fla.	W	9-3
5/20/15	Hoover, Ala.!	W	7-6
5/22/15	Hoover, Ala.!	L	10-0
4/14/16	Fayetteville, Ark.	L	12-8
4/15/16	Fayetteville, Ark.	L	9-2
4/16/16	Fayetteville, Ark.	L	8-2
5/27/17	Hoover, Ala.!	W	16-0 (7)
3/23/18	Gainesville, Fla.	W	6-3
3/24/18	Gainesville, Fla.	L	17-2
3/25/18	Gainesville, Fla.	L	5-4
5/25/18	Hoover, Ala.!	W	8-2
6/22/18	Omaha, Neb.+	W	5-2
5/20/21	Fayetteville, Ark.	W	6-1
5/21/21	Fayetteville, Ark.	W	4-3
5/22/21	Fayetteville, Ark.	W	9-3
4/7/22	Gainesville, Fla.	W	8-1
4/8/22	Gainesville, Fla.	L	7-2
4/9/22	Gainesville, Fla.	L	9-7
5/27/22	Hoover, Ala.!	L	7-5
4/26/24	Fayetteville, Ark.	W	2-1

4/27/24	Fayetteville, Ark.	W	6-5
4/27/24	Fayetteville, Ark.	L	9-5
4/25/25	Gainesville, Fla.	L	6-4
4/26/25	Gainesville, Fla.	W	7-0
4/27/25	Gainesville, Fla.	L	9-5

FLORIDA SOUTHERN

Overall Series Record: 2-1  
Record in Lakeland, Fla.: 2-1

DATE	SITE	W/L	SCORE
3/4/81	Lakeland, Fla.	L	5-3
3/5/81	Lakeland, Fla.	W	13-3
3/1/84	Lakeland, Fla.	W	5-1

FLORIDA STATE

Overall Series Record: 5-1  
Record in Fayetteville, Ark.: 2-0  
Record in Tallahassee, Fla.: 3-0  
Record at Neutral Sites: 0-1

DATE	SITE	W/L	SCORE
5/25/85	Tallahassee, Fla.+	W	7-6
6/11/04	Fayetteville, Ark.+	W	7-5
6/12/04	Fayetteville, Ark.+	W	4-2
6/5/09	Tallahassee, Fla.+	W	7-2
6/6/09	Tallahassee, Fla.+	W	9-8
6/15/19	Omaha, Neb.+	L	1-0

FORDHAM

Overall Series Record: 0-1  
Record at Neutral Sites: 0-1

DATE	SITE	W/L	SCORE
5/25/90	Wichita, Kan.+	L	8-5

FORT LEONARD WOOD

Overall Series Record: 0-4  
Record in Fayetteville, Ark.: 0-3  
Record in Fort Leonard Wood, Mo.: 0-1

DATE	SITE	W/L	SCORE
5/5/51	Fayetteville, Ark.	L	12-1
5/5/51	Fayetteville, Ark.	L	16-2 (7)
4/27/53	Fort Leonard Wood, Mo.	L	18-0
5/2/53	Fayetteville, Ark.	L	12-7

FORT SMITH GIANTS

Overall Series Record: 0-1  
Record in Fort Smith, Ark.: 0-1

DATE	SITE	W/L	SCORE
4/17/47	Fort Smith, Ark.	L	10-2

FRESNO STATE

Overall Series Record: 1-0  
Record in Fresno, Calif.: 1-0

DATE	SITE	W/L	SCORE
3/17/90	Fresno, Calif.	W	6-4

GEORGE MASON

Overall Series Record: 2-0  
Record at Neutral Sites: 2-0

DATE	SITE	W/L	SCORE
5/24/85	Tallahassee, Fla.+	W	13-9
2/10/06	Mobile, Ala.	W	4-1

GEORGE WASHINGTON

Overall Series Record: 3-0  
Record at Neutral Sites: 3-0

DATE	SITE	W/L	SCORE
5/25/79	Tallahassee, Fla.+	W	12-11
5/26/89	Waterbury, Conn.+	W	8-2
3/12/90	Fresno, Calif.	W	5-1



## II SERIES HISTORY

### GEORGIA

Overall Series Record: 38-30  
Record in Fayetteville, Ark.: 22-8  
Record in Athens, Ga.: 14-20  
Record at Neutral Sites: 2-2

DATE	SITE	W/L	SCORE
5/31/87	Omaha, Neb.+	W	5-4
3/21/92	Athens, Ga.	W	1-0
3/21/92	Athens, Ga.	W	5-3
3/27/93	Fayetteville, Ark.	W	7-2
3/27/93	Fayetteville, Ark.	W	11-1
3/28/93	Fayetteville, Ark.	W	5-4 (10)
4/5/96	Athens, Ga.	L	7-3
4/6/96	Athens, Ga.	W	4-3
4/7/96	Athens, Ga.	L	7-6
4/5/97	Fayetteville, Ark.	W	11-2
4/5/97	Fayetteville, Ark.	W	15-6
4/6/97	Fayetteville, Ark.	W	17-8
4/21/00	Athens, Ga.	L	10-2
4/22/00	Athens, Ga.	L	14-8
4/23/00	Athens, Ga.	L	15-5
3/16/01	Fayetteville, Ark.	W	8-5
3/17/01	Fayetteville, Ark.	W	20-3
3/18/01	Fayetteville, Ark.	L	7-6
3/15/02	Athens, Ga.	L	10-3
3/16/02	Athens, Ga.	L	8-4
3/17/02	Athens, Ga.	W	16-12 (10)
4/4/03	Fayetteville, Ark.	W	9-4
4/5/03	Fayetteville, Ark.	W	14-3
4/6/03	Fayetteville, Ark.	L	10-4
3/24/06	Fayetteville, Ark.	L	2-0
3/25/06	Fayetteville, Ark.	L	8-7
3/26/06	Fayetteville, Ark.	W	5-4 (10)
4/20/07	Athens, Ga.	L	6-1
4/21/07	Athens, Ga.	W	7-6 (10)
4/22/07	Athens, Ga.	W	9-3
3/14/08	Fayetteville, Ark.	W	5-1
3/15/08	Fayetteville, Ark.	L	15-11
3/16/08	Fayetteville, Ark.	L	13-2
4/17/09	Athens, Ga.	L	4-3
4/18/09	Athens, Ga.	L	4-3
4/19/09	Athens, Ga.	W	2-0
5/21/09	Hoover, Ala.!	L	2-1 (10)
4/16/10	Fayetteville, Ark.	W	10-2
4/17/10	Fayetteville, Ark.	W	10-2
4/18/10	Fayetteville, Ark.	W	13-5
4/29/11	Athens, Ga.	W	10-4
4/30/11	Athens, Ga.	L	3-0
5/1/11	Athens, Ga.	L	6-5
4/6/12	Fayetteville, Ark.	L	4-2
4/7/12	Fayetteville, Ark.	W	8-3
4/8/12	Fayetteville, Ark.	W	8-0
4/26/13	Athens, Ga.	W	2-0
4/27/13	Athens, Ga.	W	2-1
5/14/15	Athens, Ga.	L	10-1
5/15/15	Athens, Ga.	W	9-0
5/16/15	Athens, Ga.	W	8-1
4/13/17	Fayetteville, Ark.	W	14-4
4/14/17	Fayetteville, Ark.	W	5-4 (10)
4/15/17	Fayetteville, Ark.	W	11-3
5/17/18	Athens, Ga.	W	8-6
5/18/18	Athens, Ga.	L	8-7 (10)
5/19/18	Athens, Ga.	L	3-2
5/23/19	Hoover, Ala.!	L	3-1
5/7/21	Fayetteville, Ark.	W	3-0
5/8/21	Fayetteville, Ark.	L	7-3
5/9/21	Fayetteville, Ark.	W	5-3
5/26/21	Hoover, Ala.!	W	11-2
4/20/23	Athens, Ga.	L	6-5
4/21/23	Athens, Ga.	L	7-3
4/22/23	Athens, Ga.	L	9-8
4/11/25	Athens, Ga.	W	13-3
4/12/25	Athens, Ga.	L	7-6
4/13/25	Athens, Ga.	L	7-6 (12)

### GEORGIA TECH

Overall Series Record: 1-2  
Record at Neutral Sites: 1-2

DATE	SITE	W/L	SCORE
5/26/85	Tallahassee, Fla.+	W	7-5
3/6/93	Minneapolis, Minn.	L	3-2
5/23/98	Wichita, Kan.+	L	2-0

### GONZAGA

Overall Series Record: 7-5  
Record in Fayetteville, Ark.: 6-3  
Record in Seattle, Wash.: 0-1  
Record at Neutral Sites: 1-1

DATE	SITE	W/L	SCORE
3/14/90	Fresno, Calif.	W	7-4
3/12/92	Seattle, Wash.	L	6-1
3/13/12	Fayetteville, Ark.	W	1-0
3/14/12	Fayetteville, Ark.	W	5-3
3/1/13	Surprise, Ariz.	L	3-0
3/10/15	Fayetteville, Ark.	L	6-2
3/11/15	Fayetteville, Ark.	L	15-5
3/9/16	Fayetteville, Ark.	L	15-10
2/20/20	Fayetteville, Ark.	W	7-5
2/21/20	Fayetteville, Ark.	W	9-3
2/22/20	Fayetteville, Ark.	W	5-0
2/23/20	Fayetteville, Ark.	W	9-5

### GRAMBLING

Overall Series Record: 13-0  
Record in Fayetteville, Ark.: 10-0  
Record in North Little Rock, Ark.: 3-0

DATE	SITE	W/L	SCORE
6/4/10	Fayetteville, Ark.+	W	19-7
3/18/14	Fayetteville, Ark.	W	4-3
3/19/14	Fayetteville, Ark.	W	8-0
3/15/16	Fayetteville, Ark.	W	14-4
3/16/16	Fayetteville, Ark.	W	3-2
4/10/18	North Little Rock, Ark.	W	7-6
4/30/19	North Little Rock, Ark.	W	17-3
3/15/22	Fayetteville, Ark.	W	14-1 (8)
3/16/22	Fayetteville, Ark.	W	13-3 (8)
2/21/23	Fayetteville, Ark.	W	9-7
2/27/24	Fayetteville, Ark.	W	21-1 (7)
2/25/25	Fayetteville, Ark.	W	14-3 (7)
4/1/25	North Little Rock, Ark.	W	7-4

### GRAND CANYON

Overall Series Record: 5-0  
Record in Fayetteville, Ark.: 4-0  
Record at Neutral Sites: 1-0

DATE	SITE	W/L	SCORE
4/5/17	Fayetteville, Ark.	W	11-2
4/5/17	Fayetteville, Ark.	W	6-1
3/10/20	Fayetteville, Ark.	W	6-1
3/11/20	Fayetteville, Ark.	W	10-9
6/3/22	Stillwater, Okla.+	W	7-1

### HAWAII

Overall Series Record: 4-4  
Record in Honolulu, Hawaii: 4-4

DATE	SITE	W/L	SCORE
2/27/87	Honolulu, Hawaii	L	8-4
2/28/87	Honolulu, Hawaii	L	6-5 (10)
3/1/87	Honolulu, Hawaii	W	9-7 (10)
3/2/87	Honolulu, Hawaii	W	7-4
3/1/90	Honolulu, Hawaii	L	9-3
3/2/90	Honolulu, Hawaii	W	17-9
3/2/90	Honolulu, Hawaii	L	2-1
3/2/06	Honolulu, Hawaii	W	5-1

### HAWAII PACIFIC

Overall Series Record: 3-1  
Record in Honolulu, Hawaii: 3-1

DATE	SITE	W/L	SCORE
2/25/87	Honolulu, Hawaii	L	6-4
2/26/87	Honolulu, Hawaii	W	10-7
2/27/91	Honolulu, Hawaii	W	12-2
2/28/91	Honolulu, Hawaii	W	5-4

### HOT SPRINGS BATHERS

Overall Series Record: 0-1  
Record in Fayetteville, Ark.: 0-1

DATE	SITE	W/L	SCORE
4/12/50	Fayetteville, Ark.	L	14-3

### HOUSTON

Overall Series Record: 38-27  
Record in Fayetteville, Ark.: 17-7  
Record in Houston, Texas: 14-16  
Record at Neutral Sites: 7-4

DATE	SITE	W/L	SCORE
4/27/74	Houston, Texas	L	8-0
4/27/74	Houston, Texas	L	6-5
4/27/74	Houston, Texas	L	8-3
4/25/75	Houston, Texas	W	5-1
4/26/75	Houston, Texas	W	3-0
4/26/75	Houston, Texas	L	10-3
3/5/76	Houston, Texas	L	9-4
3/6/76	Houston, Texas	L	1-0
3/6/76	Houston, Texas	L	3-2
3/4/77	Fayetteville, Ark.	W	5-3
3/5/77	Fayetteville, Ark.	W	2-0
3/5/77	Fayetteville, Ark.	L	5-0
4/21/78	Houston, Texas	W	6-5
4/22/78	Houston, Texas	W	5-1
4/22/78	Houston, Texas	L	14-4
4/20/79	Fayetteville, Ark.	W	5-3
4/21/79	Fayetteville, Ark.	W	3-0
4/21/79	Fayetteville, Ark.	W	11-10 (8)
3/21/80	Houston, Texas	W	13-6
3/22/80	Houston, Texas	W	4-2
3/22/80	Houston, Texas	L	11-6
4/17/81	Fayetteville, Ark.	L	5-3
4/18/81	Fayetteville, Ark.	W	15-4
4/18/81	Fayetteville, Ark.	W	2-1
5/15/81	Austin, Texas!	L	7-2
5/17/81	Austin, Texas!	W	9-3
4/16/82	Houston, Texas	L	7-3
4/17/82	Houston, Texas	L	2-0
4/17/82	Houston, Texas	W	1-0 (10)
5/14/82	College Station, Texas!	W	9-6
5/16/82	College Station, Texas!	L	9-8
4/10/83	Fayetteville, Ark.	W	1-0
4/10/83	Fayetteville, Ark.	L	12-8
4/11/83	Fayetteville, Ark.	W	9-1
5/13/83	Austin, Texas!	W	4-3
5/15/83	Austin, Texas!	W	9-7
4/14/84	Houston, Texas	L	6-5
4/14/84	Houston, Texas	W	17-4
4/15/84	Houston, Texas	L	4-3
4/5/85	Fayetteville, Ark.	W	16-12
4/6/85	Fayetteville, Ark.	W	5-4
4/6/85	Fayetteville, Ark.	L	10-9
4/4/86	Houston, Texas	W	15-6
4/5/86	Houston, Texas	W	3-2
4/5/86	Houston, Texas	W	10-6
3/27/87	Fayetteville, Ark.	L	4-3
3/28/87	Fayetteville, Ark.	W	10-3
3/28/87	Fayetteville, Ark.	W	12-6
5/17/87	Austin, Texas!	W	14-9
4/1/88	Houston, Texas	L	8-2
4/2/88	Houston, Texas	W	16-7
4/2/88	Houston, Texas	L	6-5 (10)
3/24/89	Fayetteville, Ark.	W	10-1
3/25/89	Fayetteville, Ark.	W	3-0
3/25/89	Fayetteville, Ark.	W	8-3





5/19/89	College Station, Texas!	W	5-4
3/23/90	Houston, Texas	W	6-1
3/24/90	Houston, Texas	W	6-4
3/24/90	Houston, Texas	L	6-0
5/19/90	Austin, Texas!	L	7-1
3/29/91	Fayetteville, Ark.	L	4-3
3/30/91	Fayetteville, Ark.	W	6-2
3/30/91	Fayetteville, Ark.	L	6-5
3/3/12	Houston, Texas	L	4-1
2/27/17	Houston, Texas	W	12-3

## HUTCHINSON ELKS

Overall Series Record: 1-2  
Record in Fayetteville, Ark.: 1-2

DATE	SITE	W/L	SCORE
4/22/53	Fayetteville, Ark.	W	4-2
4/20/54	Fayetteville, Ark.	L	9-7
4/21/54	Fayetteville, Ark.	L	7-1

## ILLINOIS

Overall Series Record: 4-6  
Record in Fayetteville, Ark.: 2-1  
Record in Champaign, Ill.: 1-5  
Record at Neutral Sites: 1-0

DATE	SITE	W/L	SCORE
5/10/50	Champaign, Ill.	W	12-9
5/9/51	Champaign, Ill.	L	8-0
4/14/52	Fayetteville, Ark.	L	10-3
5/7/52	Champaign, Ill.	L	6-2
5/6/53	Champaign, Ill.	L	9-1
5/5/54	Champaign, Ill.	L	8-7
5/4/55	Champaign, Ill.	L	13-2
3/13/84	Fayetteville, Ark.	W	18-5
3/14/84	Fayetteville, Ark.	W	6-5
5/28/89	Waterbury, Conn.+	W	9-2

## ILLINOIS STATE

Overall Series Record: 10-4  
Record in Fayetteville, Ark.: 10-3  
Record in Normal, Ill.: 0-1

DATE	SITE	W/L	SCORE
5/11/50	Normal, Ill.	L	6-5 (10)
3/29/56	Fayetteville, Ark.	W	7-6 (7)
3/29/56	Fayetteville, Ark.	W	17-6 (7)
3/6/92	Fayetteville, Ark.	W	14-3
3/7/92	Fayetteville, Ark.	W	6-5 (10)
3/8/92	Fayetteville, Ark.	W	15-4
2/23/07	Fayetteville, Ark.	W	12-1
2/24/07	Fayetteville, Ark.	L	12-10
2/25/07	Fayetteville, Ark.	W	9-8 (10)
3/3/20	Fayetteville, Ark.	L	8-7
2/18/22	Fayetteville, Ark.	L	3-2
2/19/22	Fayetteville, Ark.	W	5-1
2/20/22	Fayetteville, Ark.	W	4-2
3/1/23	Fayetteville, Ark.	W	10-9 (11)

## INDIANA

Overall Series Record: 2-1  
Record in Fayetteville, Ark.: 1-0  
Record at Neutral Sites: 1-1

DATE	SITE	W/L	SCORE
3/28/67	San Antonio, Texas	L	13-3
3/21/82	Fayetteville, Ark.	W	5-3
2/25/22	Round Rock, Texas	W	5-2

## INDIANA STATE

Overall Series Record: 11-4  
Record in Fayetteville, Ark.: 9-3  
Record in Terre Haute, Ind.: 2-1

DATE	SITE	W/L	SCORE
3/10/84	Fayetteville, Ark.	W	3-2
3/10/84	Fayetteville, Ark.	W	7-3
3/11/84	Fayetteville, Ark.	W	6-3
3/8/85	Fayetteville, Ark.	W	9-7

3/9/85	Fayetteville, Ark.	W	7-2
3/9/85	Fayetteville, Ark.	W	3-1
3/9/86	Fayetteville, Ark.	L	5-1
3/9/86	Fayetteville, Ark.	W	2-1
3/10/86	Fayetteville, Ark.	W	12-3
3/12/88	Fayetteville, Ark.	L	11-9
3/12/88	Fayetteville, Ark.	L	13-9
4/1/90	Fayetteville, Ark.	W	4-2
4/26/91	Terre Haute, Ind.	L	7-3
4/27/91	Terre Haute, Ind.	W	6-5
4/27/91	Terre Haute, Ind.	W	8-3

## IOWA

Overall Series Record: 2-0  
Record in Fayetteville, Ark.: 1-0  
Record at Neutral Sites: 1-0

DATE	SITE	W/L	SCORE
3/27/79	Fayetteville, Ark.	W	7-4
2/14/97	Arlington, Texas	W	26-6

## IOWA STATE

Overall Series Record: 11-0  
Record in Fayetteville, Ark.: 11-0

DATE	SITE	W/L	SCORE
3/14/77	Fayetteville, Ark.	W	4-1
3/14/77	Fayetteville, Ark.	W	2-0
3/16/86	Fayetteville, Ark.	W	4-0
3/10/89	Fayetteville, Ark.	W	1-0
3/11/89	Fayetteville, Ark.	W	9-4
3/1/96	Fayetteville, Ark.	W	14-0
3/2/96	Fayetteville, Ark.	W	21-5
3/3/96	Fayetteville, Ark.	W	12-2
3/10/97	Fayetteville, Ark.	W	21-11
2/20/99	Fayetteville, Ark.	W	10-4
2/21/99	Fayetteville, Ark.	W	18-7

## JAMES MADISON

Overall Series Record: 3-1  
Record in Fayetteville, Ark.: 3-1

DATE	SITE	W/L	SCORE
2/16/24	Fayetteville, Ark.	W	6-4
2/17/24	Fayetteville, Ark.	W	15-5 (8)
2/18/24	Fayetteville, Ark.	L	7-3
2/19/24	Fayetteville, Ark.	W	4-0

## KANSAS

Overall Series Record: 40-20  
Record in Fayetteville, Ark.: 36-12  
Record in Lawrence, Kan.: 4-8

DATE	SITE	W/L	SCORE
4/9/48	Lawrence, Kan.	L	10-9
4/10/48	Lawrence, Kan.	W	14-10
5/16/49	Fayetteville, Ark.	W	12-4
5/17/49	Fayetteville, Ark.	L	8-4
4/5/54	Fayetteville, Ark.	L	7-4
4/6/54	Fayetteville, Ark.	L	9-5
4/12/54	Lawrence, Kan.	L	5-2
4/13/54	Lawrence, Kan.	L	13-4
4/4/55	Fayetteville, Ark.	W	1-0
4/5/55	Fayetteville, Ark.	W	9-3
4/15/55	Lawrence, Kan.	L	6-5
4/16/55	Lawrence, Kan.	L	4-2
3/28/60	Fayetteville, Ark.	W	11-6
3/29/60	Fayetteville, Ark.	W	18-0
4/1/63	Lawrence, Kan.	W	15-7
4/2/63	Lawrence, Kan.	L	9-1
5/3/85	Fayetteville, Ark.	W	10-4
5/4/85	Fayetteville, Ark.	W	6-5
5/4/85	Fayetteville, Ark.	W	6-2
2/27/88	Fayetteville, Ark.	W	12-3
2/27/88	Fayetteville, Ark.	W	19-4
2/28/88	Fayetteville, Ark.	W	5-3
2/25/89	Fayetteville, Ark.	W	3-2
2/25/89	Fayetteville, Ark.	W	7-0
2/26/89	Fayetteville, Ark.	W	18-4

2/24/90	Fayetteville, Ark.	L	10-4
2/25/90	Fayetteville, Ark.	W	3-2
2/22/91	Fayetteville, Ark.	W	8-1
2/23/91	Fayetteville, Ark.	W	6-5
2/24/91	Fayetteville, Ark.	W	17-3
2/21/92	Fayetteville, Ark.	W	13-5
2/22/92	Fayetteville, Ark.	L	7-4
2/23/92	Fayetteville, Ark.	L	4-1
3/17/92	Lawrence, Kan.	L	6-5
2/27/93	Fayetteville, Ark.	L	3-1
2/27/93	Fayetteville, Ark.	W	6-4
2/28/93	Fayetteville, Ark.	W	9-2
2/18/94	Fayetteville, Ark.	L	5-3
2/19/94	Fayetteville, Ark.	L	4-2
2/20/94	Fayetteville, Ark.	W	5-3
2/17/95	Fayetteville, Ark.	W	12-10
2/18/95	Fayetteville, Ark.	W	8-2
2/19/95	Fayetteville, Ark.	W	8-6
3/18/96	Lawrence, Kan.	L	8-3
3/18/97	Fayetteville, Ark.	W	8-5
3/19/97	Fayetteville, Ark.	L	8-2
3/18/98	Lawrence, Kan.	W	12-7
3/23/99	Fayetteville, Ark.	W	7-6
3/24/99	Fayetteville, Ark.	L	9-6
3/22/00	Lawrence, Kan.	W	10-3
3/27/01	Fayetteville, Ark.	W	6-5
3/11/03	Fayetteville, Ark.	W	2-1
3/9/07	Fayetteville, Ark.	W	8-7
3/10/07	Fayetteville, Ark.	W	4-0
3/11/07	Fayetteville, Ark.	W	5-2
2/27/08	Fayetteville, Ark.	W	2-1
2/24/09	Fayetteville, Ark.	L	9-3
2/25/09	Fayetteville, Ark.	W	9-8 (10)
3/2/10	Fayetteville, Ark.	W	15-3
3/15/11	Fayetteville, Ark.	W	4-2

## KANSAS STATE

Overall Series Record: 30-22  
Record in Fayetteville, Ark.: 28-15  
Record in Manhattan, Kan.: 0-5  
Record at Neutral Sites: 2-2

DATE	SITE	W/L	SCORE
4/4/66	Fayetteville, Ark.	L	12-3
4/4/66	Fayetteville, Ark.	L	6-2
5/8/67	Manhattan, Kan.	L	13-2
5/8/67	Manhattan, Kan.	L	3-2
4/26/69	Fayetteville, Ark.	W	10-6
4/26/69	Fayetteville, Ark.	L	6-4
3/14/73	Fayetteville, Ark.	W	9-7
3/14/73	Fayetteville, Ark.	W	8-2
3/12/74	Fayetteville, Ark.	L	2-1
3/12/74	Fayetteville, Ark.	L	2-1
3/1/75	Fayetteville, Ark.	L	3-0
3/1/75	Fayetteville, Ark.	W	6-1
3/2/75	Fayetteville, Ark.	L	5-4
3/2/75	Fayetteville, Ark.	W	11-1
3/14/80	Fayetteville, Ark.	W	8-4
3/14/80	Fayetteville, Ark.	W	8-3
3/13/83	Fayetteville, Ark.	W	12-1
2/22/85	Fayetteville, Ark.	W	5-1
2/20/86	Fayetteville, Ark.	L	8-7
3/6/87	Fayetteville, Ark.	L	4-3
3/7/87	Fayetteville, Ark.	W	12-7
3/4/88	Fayetteville, Ark.	W	8-7
3/5/88	Fayetteville, Ark.	W	9-5
4/30/89	Fayetteville, Ark.	W	9-4
5/1/89	Fayetteville, Ark.	L	7-2
2/17/90	Fayetteville, Ark.	W	2-1
2/17/90	Fayetteville, Ark.	W	5-1
2/18/90	Fayetteville, Ark.	L	5-4
2/16/91	Fayetteville, Ark.	L	6-0
2/16/91	Fayetteville, Ark.	W	3-2
2/17/91	Fayetteville, Ark.	W	3-2 (10)
2/15/92	Fayetteville, Ark.	L	18-13
2/15/92	Fayetteville, Ark.	W	13-0
2/16/92	Fayetteville, Ark.	W	19-9
3/16/92	Manhattan, Kan.	L	11-7
2/21/93	Fayetteville, Ark.	W	10-1



## II SERIES HISTORY

2/25/94	Fayetteville, Ark.	W	22-4
2/26/94	Fayetteville, Ark.	L	11-10
2/27/94	Fayetteville, Ark.	W	4-1
2/23/96	Fayetteville, Ark.	W	7-6 (10)
2/24/96	Fayetteville, Ark.	W	9-5
2/25/96	Fayetteville, Ark.	W	11-3
2/15/97	Arlington, Texas	L	7-6
3/20/01	Shreveport, La.	W	2-0
3/7/03	Manhattan, Kan.	L	9-8
3/9/03	Fayetteville, Ark.	W	12-4
3/10/03	Fayetteville, Ark.	W	4-3
3/10/03	Fayetteville, Ark.	W	18-5
6/2/13	Manhattan, Kan.+	L	4-3
4/25/17	Kansas City, Mo.	W	6-5
6/1/24	Fayetteville, Ark.+	L	7-6
2/21/25	Arlington, Texas	L	3-2

### KENT STATE

Overall Series Record: 3-1  
Record in Fayetteville, Ark.: 2-1  
Record at Neutral Sites: 1-0

DATE	SITE	W/L	SCORE
6/16/12	Omaha, Neb.+	W	8-1
3/9/18	Fayetteville, Ark.	W	7-2
3/9/18	Fayetteville, Ark.	L	10-4
3/11/18	Fayetteville, Ark.	W	11-4

### KENTUCKY

Overall Series Record: 48-29  
Record in Fayetteville, Ark.: 26-10  
Record in Lexington, Ky.: 20-16  
Record at Neutral Sites: 2-3

DATE	SITE	W/L	SCORE
2/28/89	Lakeland, Fla.	W	8-4
3/1/89	Lakeland, Fla.	L	6-2
4/4/92	Lexington, Ky.	L	14-6
4/4/92	Lexington, Ky.	W	10-9
4/5/92	Lexington, Ky.	L	10-7
4/9/93	Fayetteville, Ark.	W	1-0
4/10/93	Fayetteville, Ark.	L	9-3
4/10/93	Fayetteville, Ark.	W	8-4
3/23/96	Lexington, Ky.	W	16-9
3/23/96	Lexington, Ky.	L	6-5
3/24/96	Lexington, Ky.	W	7-5
5/15/96	Birmingham, Ala.!	L	7-5
3/21/97	Fayetteville, Ark.	L	11-5
3/22/97	Fayetteville, Ark.	W	9-8 (10)
3/23/97	Fayetteville, Ark.	W	11-4
4/24/98	Lexington, Ky.	W	17-1
4/25/98	Lexington, Ky.	L	15-5
4/26/98	Lexington, Ky.	L	4-3
4/9/99	Fayetteville, Ark.	W	15-2
4/10/99	Fayetteville, Ark.	W	10-1
4/11/99	Fayetteville, Ark.	W	9-5
5/19/99	Hoover, Ala.!	W	6-4
4/28/00	Fayetteville, Ark.	L	7-6
4/29/00	Fayetteville, Ark.	W	12-10
4/30/00	Fayetteville, Ark.	W	8-5
4/27/01	Lexington, Ky.	L	5-4
4/28/01	Lexington, Ky.	W	16-11
4/29/01	Lexington, Ky.	W	9-5
5/3/02	Fayetteville, Ark.	W	5-1
5/4/02	Fayetteville, Ark.	L	5-2
5/5/02	Fayetteville, Ark.	L	1-0
3/28/03	Lexington, Ky.	W	9-2
3/29/03	Lexington, Ky.	W	2-1
3/30/03	Lexington, Ky.	W	10-9
4/23/04	Fayetteville, Ark.	W	9-4
4/24/04	Fayetteville, Ark.	W	5-4
4/25/04	Fayetteville, Ark.	W	11-10
4/30/05	Lexington, Ky.	W	8-5
4/30/05	Lexington, Ky.	L	11-8
5/1/05	Lexington, Ky.	L	7-1
4/14/06	Fayetteville, Ark.	W	10-9
4/15/06	Fayetteville, Ark.	W	10-6
4/16/06	Fayetteville, Ark.	L	7-5
3/16/07	Lexington, Ky.	W	10-2

3/17/07	Lexington, Ky.	L	7-5
3/18/07	Lexington, Ky.	W	14-5
4/2/10	Fayetteville, Ark.	L	12-8
4/3/10	Fayetteville, Ark.	W	10-1
4/4/10	Fayetteville, Ark.	W	17-16
4/23/11	Lexington, Ky.	L	3-2
4/23/11	Lexington, Ky.	L	3-1
4/24/11	Lexington, Ky.	W	5-1 (6)
4/13/12	Fayetteville, Ark.	W	8-7
4/14/12	Fayetteville, Ark.	L	5-4
4/14/12	Fayetteville, Ark.	L	2-1
5/3/13	Lexington, Ky.	W	2-1
5/4/13	Lexington, Ky.	W	5-3
5/4/13	Lexington, Ky.	L	4-3
4/10/15	Fayetteville, Ark.	W	5-3
4/11/15	Fayetteville, Ark.	L	16-4
4/12/15	Fayetteville, Ark.	W	7-3
4/22/16	Lexington, Ky.	W	1-0
4/23/16	Lexington, Ky.	W	2-0
4/23/16	Lexington, Ky.	L	5-4
3/16/18	Fayetteville, Ark.	W	9-4
3/17/18	Fayetteville, Ark.	W	14-2
3/17/18	Fayetteville, Ark.	W	16-9
5/3/19	Lexington, Ky.	W	5-2
5/5/19	Lexington, Ky.	W	9-1 (7)
5/5/19	Lexington, Ky.	L	4-3 (7)
3/18/22	Fayetteville, Ark.	W	6-2
3/19/22	Fayetteville, Ark.	W	9-3
3/20/22	Fayetteville, Ark.	W	3-1
5/3/24	Lexington, Ky.	W	10-3
5/4/24	Lexington, Ky.	L	11-3
5/5/24	Lexington, Ky.	L	7-4
5/23/24	Hoover, Ala.!	L	9-6

### LAMAR

Overall Series Record: 5-3  
Record in Fayetteville, Ark.: 5-1  
Record at Neutral Sites: 0-2

DATE	SITE	W/L	SCORE
3/25/74	Fayetteville, Ark.	W	5-4
3/27/91	Fayetteville, Ark.	W	14-2
3/28/91	Fayetteville, Ark.	W	6-5
5/12/93	Fayetteville, Ark.	W	5-1
5/13/93	Fayetteville, Ark.	W	12-10
5/13/93	Fayetteville, Ark.	L	14-7
5/30/03	Austin, Texas+	L	3-2
5/31/03	Austin, Texas+	L	7-6 (11)

### LE MOYNE

Overall Series Record: 2-1  
Record in Fayetteville, Ark.: 1-0  
Record at Neutral Sites: 1-1

DATE	SITE	W/L	SCORE
5/25/89	Waterbury, Conn.+	L	7-5
5/29/89	Waterbury, Conn.+	W	6-5
6/4/04	Fayetteville, Ark.+	W	4-1

### LIBERTY

Overall Series Record: 1-0  
Record at Neutral Sites: 1-0

DATE	SITE	W/L	SCORE
5/30/14	Charlottesville, Va.+	W	3-2

### LINCOLN

Overall Series Record: 2-0  
Record in Fayetteville, Ark.: 2-0

DATE	SITE	W/L	SCORE
3/8/72	Fayetteville, Ark.	W	8-2
3/8/72	Fayetteville, Ark.	W	10-0

### LIPSCOMB

Overall Series Record: 0-1  
Record at Neutral Sites: 0-1

DATE	SITE	W/L	SCORE
5/2/23	North Little Rock, Ark.	L	8-6 (11)

### LITTLE ROCK

Overall Series Record: 7-2  
Record in Fayetteville, Ark.: 7-2

DATE	SITE	W/L	SCORE
4/2/19	Fayetteville, Ark.	L	17-7
4/6/21	Fayetteville, Ark.	W	7-2
4/7/21	Fayetteville, Ark.	W	10-3
3/29/22	Fayetteville, Ark.	W	16-8
4/11/23	Fayetteville, Ark.	W	21-5 (7)
4/12/23	Fayetteville, Ark.	L	11-4
3/26/24	Fayetteville, Ark.	W	11-0 (7)
4/22/25	Fayetteville, Ark.	W	10-0 (7)
4/23/25	Fayetteville, Ark.	W	4-0

### LONG BEACH STATE

Overall Series Record: 6-7  
Record in Fayetteville, Ark.: 4-3  
Record in Long Beach, Calif.: 2-4

DATE	SITE	W/L	SCORE
4/7/98	Fayetteville, Ark.	W	5-3
4/8/98	Fayetteville, Ark.	W	12-9
3/5/99	Long Beach, Calif.	L	5-4 (12)
3/6/99	Long Beach, Calif.	W	11-4
3/7/99	Long Beach, Calif.	L	8-0
2/25/00	Fayetteville, Ark.	L	9-8
2/26/00	Fayetteville, Ark.	L	16-3
2/27/00	Fayetteville, Ark.	L	8-6
2/17/01	Fayetteville, Ark.	W	12-4
2/18/01	Fayetteville, Ark.	W	6-3
2/22/02	Long Beach, Calif.	L	7-1
2/23/02	Long Beach, Calif.	L	4-0
2/24/02	Long Beach, Calif.	W	5-3

### LOUISIANA

Overall Series Record: 2-4  
Record in Fayetteville, Ark.: 1-0  
Record in Lafayette, La.: 0-2  
Record at Neutral Sites: 1-2

DATE	SITE	W/L	SCORE
5/15/85	Fayetteville, Ark.	W	11-2
2/26/86	Lafayette, La.	L	5-3
3/19/89	Shreveport, La.	L	8-4
3/16/91	Shreveport, La.	L	11-2
2/12/99	Lafayette, La.	L	6-2
2/27/22	Round Rock, Texas	W	6-4

### LOUISIANA COLLEGE

Overall Series Record: 1-2  
Record in Pineville, La.: 1-2

DATE	SITE	W/L	SCORE
4/11/58	Pineville, La.	L	16-13
4/12/58	Pineville, La.	W	22-2
1960	Pineville, La.	L	12-5

### LSU

Overall Series Record: 45-81  
Record in Fayetteville, Ark.: 24-25  
Record in Baton Rouge, La.: 16-41  
Record at Neutral Sites: 5-15

DATE	SITE	W/L	SCORE
1960	Fayetteville, Ark.	L	5-1
1960	Baton Rouge, La.	W	11-5
4/15/63	Baton Rouge, La.	L	10-5
4/16/63	Baton Rouge, La.	L	10-2
2/22/86	Baton Rouge, La.	L	8-7
2/23/86	Baton Rouge, La.	W	7-6
6/3/87	Omaha, Neb.+	L	5-2



4/18/92	Baton Rouge, La.	L	12-2
4/18/92	Baton Rouge, La.	L	12-4
4/19/92	Baton Rouge, La.	L	8-4
5/14/93	New Orleans, La.!	L	8-1
4/24/93	Fayetteville, Ark.	L	3-0
4/24/93	Fayetteville, Ark.	L	4-2
4/25/93	Fayetteville, Ark.	L	8-2
5/22/93	Baton Rouge, La.!	L	13-7
4/23/94	Baton Rouge, La.	L	11-3
4/23/94	Baton Rouge, La.	L	16-4
4/24/94	Baton Rouge, La.	W	6-5
5/20/94	Oxford, Miss.!	L	6-4
4/21/95	Fayetteville, Ark.	L	10-3
4/23/95	Fayetteville, Ark.	L	13-7
4/23/95	Fayetteville, Ark.	W	5-3
5/21/95	Starkville, Miss.!	L	7-6
4/19/96	Baton Rouge, La.	W	3-2
4/20/96	Baton Rouge, La.	L	11-4
4/21/96	Baton Rouge, La.	L	9-4
5/2/97	Fayetteville, Ark.	L	13-8
5/3/97	Fayetteville, Ark.	L	11-5
5/4/97	Fayetteville, Ark.	W	16-1
2/28/98	New Orleans, La.	W	6-5 (10)
3/20/98	Baton Rouge, La.	L	9-5
3/21/98	Baton Rouge, La.	L	6-3
3/22/98	Baton Rouge, La.	L	27-6
5/13/98	Hoover, Ala.!	W	8-4
3/19/99	Fayetteville, Ark.	W	11-4
3/20/99	Fayetteville, Ark.	L	10-4
3/21/99	Fayetteville, Ark.	W	7-6
5/21/99	Hoover, Ala.!	W	9-8
4/7/00	Baton Rouge, La.	L	12-3
4/8/00	Baton Rouge, La.	L	12-5
4/9/00	Baton Rouge, La.	L	17-11
5/4/01	Fayetteville, Ark.	W	8-1
5/5/01	Fayetteville, Ark.	W	5-4
5/6/01	Fayetteville, Ark.	W	4-3
4/26/02	Baton Rouge, La.	L	3-0
4/27/02	Baton Rouge, La.	L	8-0
4/28/02	Baton Rouge, La.	L	13-5
5/16/03	Fayetteville, Ark.	L	11-3
5/17/03	Fayetteville, Ark.	W	6-5 (10)
5/18/03	Fayetteville, Ark.	L	6-2
5/22/03	Hoover, Ala.!	L	5-4
4/9/04	Baton Rouge, La.	W	11-8
4/10/04	Baton Rouge, La.	W	11-10
4/11/04	Baton Rouge, La.	W	7-5
4/22/05	Fayetteville, Ark.	L	10-7
4/23/05	Fayetteville, Ark.	L	7-0
4/24/05	Fayetteville, Ark.	L	6-0
4/28/06	Baton Rouge, La.	L	7-6
4/29/06	Baton Rouge, La.	W	4-2
4/30/06	Baton Rouge, La.	L	7-5
5/4/07	Fayetteville, Ark.	L	6-5
5/5/07	Fayetteville, Ark.	W	5-0
5/6/07	Fayetteville, Ark.	L	5-3
3/21/08	Baton Rouge, La.	L	8-7 (11)
3/22/08	Baton Rouge, La.	W	14-13 (10)
3/23/08	Baton Rouge, La.	L	4-2
5/2/09	Fayetteville, Ark.	W	11-4
5/2/09	Fayetteville, Ark.	L	5-0
5/3/09	Fayetteville, Ark.	L	4-3
6/15/09	Omaha, Neb.+	L	9-1
6/19/09	Omaha, Neb.+	L	14-5
3/19/10	Baton Rouge, La.	W	6-3
3/20/10	Baton Rouge, La.	L	8-7
3/21/10	Baton Rouge, La.	L	5-1
4/8/11	Fayetteville, Ark.	W	2-0
4/9/11	Fayetteville, Ark.	W	4-3
4/10/11	Fayetteville, Ark.	W	5-4
3/30/12	Baton Rouge, La.	L	10-6
3/31/12	Baton Rouge, La.	L	2-1
4/1/12	Baton Rouge, La.	L	3-2 (11)
4/12/13	Fayetteville, Ark.	L	6-2
4/13/13	Fayetteville, Ark.	W	8-3
4/14/13	Fayetteville, Ark.	L	5-3 (10)
5/23/13	Hoover, Ala.!	W	4-1
5/25/13	Hoover, Ala.!	L	3-1
4/11/14	Baton Rouge, La.	L	10-7

4/12/14	Baton Rouge, La.	L	5-3
4/13/14	Baton Rouge, La.	W	10-4
5/22/14	Hoover, Ala.!	L	7-2
5/24/14	Hoover, Ala.!	L	11-1
3/19/15	Fayetteville, Ark.	W	5-1
3/20/15	Fayetteville, Ark.	L	16-3
3/21/15	Fayetteville, Ark.	L	7-4
5/21/15	Hoover, Ala.!	L	10-5
5/6/16	Baton Rouge, La.	L	5-4
5/7/16	Baton Rouge, La.	L	10-9 (10)
5/8/16	Baton Rouge, La.	L	7-1
4/7/17	Fayetteville, Ark.	W	9-3
4/8/17	Fayetteville, Ark.	L	10-8
4/9/17	Fayetteville, Ark.	L	2-0
5/27/17	Hoover, Ala.!	L	4-2
5/4/18	Baton Rouge, La.	W	5-4
5/5/18	Baton Rouge, La.	L	6-4
5/6/18	Baton Rouge, La.	L	7-5
5/26/18	Hoover, Ala.!	L	2-1
5/9/19	Fayetteville, Ark.	W	14-4
5/10/19	Fayetteville, Ark.	W	11-6
5/11/19	Fayetteville, Ark.	L	3-2
4/30/21	Baton Rouge, La.	W	7-0
5/1/21	Baton Rouge, La.	W	17-10
5/1/21	Baton Rouge, La.	L	5-4
4/14/22	Fayetteville, Ark.	W	5-4
4/15/22	Fayetteville, Ark.	W	4-0
4/16/22	Fayetteville, Ark.	W	6-2
3/24/23	Baton Rouge, La.	W	9-3 (10)
3/24/23	Baton Rouge, La.	L	12-2
3/25/23	Baton Rouge, La.	L	14-5
5/25/23	Hoover, Ala.!	W	5-4
3/28/24	Fayetteville, Ark.	W	7-4
3/29/24	Fayetteville, Ark.	W	4-3 (10)
3/30/24	Fayetteville, Ark.	W	7-5
5/9/25	Baton Rouge, La.	L	5-4 (10)
5/10/25	Baton Rouge, La.	L	13-3 (7)
5/11/25	Baton Rouge, La.	W	7-4
6/14/25	Omaha, Neb.+	L	4-1
6/18/25	Omaha, Neb.+	L	6-5

## LOUISIANA TECH

Overall Series Record: 30-7  
Record in Fayetteville, Ark.: 16-2  
Record in Ruston, La.: 9-4  
Record at Neutral Sites: 5-1

DATE	SITE	W/L	SCORE
2/27/86	Ruston, La.	W	12-2
3/18/88	Shreveport, La.	W	4-2
3/21/90	Fayetteville, Ark.	W	6-3
3/21/90	Fayetteville, Ark.	W	4-1
4/9/97	Fayetteville, Ark.	W	8-0
4/9/97	Fayetteville, Ark.	W	3-2
3/31/98	Fayetteville, Ark.	W	19-8
3/16/99	Ruston, La.	W	10-3
3/20/01	Shreveport, La.	L	12-1
3/19/03	Shreveport, La.	W	19-7
2/13/04	Fayetteville, Ark.	W	2-0
2/14/04	Fayetteville, Ark.	W	22-2
2/15/04	Fayetteville, Ark.	W	13-2
2/18/05	Ruston, La.	W	5-2
2/19/05	Ruston, La.	L	10-8
2/20/05	Ruston, La.	W	9-4
2/24/06	Fayetteville, Ark.	W	10-9
2/24/06	Fayetteville, Ark.	W	13-2
2/25/06	Fayetteville, Ark.	W	10-2
2/2/07	Ruston, La.	W	4-2
2/3/07	Ruston, La.	L	9-2
2/4/07	Ruston, La.	W	6-2
2/29/08	College Station, Texas	W	9-8
5/11/10	North Little Rock, Ark.	W	5-4 (10)
5/15/12	North Little Rock, Ark.	W	6-5 (10)
3/2/16	Fayetteville, Ark.	L	3-2
2/28/17	Ruston, La.	L	4-3
3/1/17	Ruston, La.	W	13-10
3/8/19	Fayetteville, Ark.	W	4-2
3/9/19	Fayetteville, Ark.	L	12-7
3/10/19	Fayetteville, Ark.	W	11-0

3/12/21	Ruston, La.	W	9-7 (10)
3/13/21	Ruston, La.	W	8-1
3/14/21	Ruston, La.	L	2-0
3/10/23	Fayetteville, Ark.	W	7-4
3/11/23	Fayetteville, Ark.	W	6-1
3/12/23	Fayetteville, Ark.	W	15-6

## LOYOLA (LA.)

Overall Series Record: 0-2  
Record in New Orleans, La.: 0-2

DATE	SITE	W/L	SCORE
1960	New Orleans, La.	L	11-6
1960	New Orleans, La.	L	9-5

## LOYOLA MARYMOUNT

Overall Series Record: 2-2  
Record at Home: 2-1  
Record at Neutral Sites: 0-1

DATE	SITE	W/L	SCORE
5/27/88	Stillwater, Okla.+	L	8-3
3/6/15	Fayetteville, Ark.	W	2-1
3/7/15	Fayetteville, Ark.	W	13-7
3/8/15	Fayetteville, Ark.	L	9-0

## LUBBOCK CHRISTIAN

Overall Series Record: 4-0  
Record in Fayetteville, Ark.: 4-0

DATE	SITE	W/L	SCORE
3/1/85	Fayetteville, Ark.	W	15-4
3/2/85	Fayetteville, Ark.	W	15-1
3/2/85	Fayetteville, Ark.	W	4-1
3/9/87	Fayetteville, Ark.	W	13-3

## LUTHER

Overall Series Record: 4-0  
Record in Fayetteville, Ark.: 4-0

DATE	SITE	W/L	SCORE
3/22/76	Fayetteville, Ark.	W	6-5
3/22/76	Fayetteville, Ark.	W	13-3
3/20/78	Fayetteville, Ark.	W	5-1
3/20/78	Fayetteville, Ark.	W	10-0

## MAINE

Overall Series Record: 1-0  
Record at Neutral Sites: 1-0

DATE	SITE	W/L	SCORE
3/15/90	Fresno, Calif.	W	14-0

## MANKATO STATE

Overall Series Record: 3-1  
Record in Fayetteville, Ark.: 3-1

DATE	SITE	W/L	SCORE
3/18/74	Fayetteville, Ark.	W	4-2
3/18/74	Fayetteville, Ark.	L	9-3
3/23/76	Fayetteville, Ark.	W	2-0
3/23/76	Fayetteville, Ark.	W	2-0

## MARYLAND

Overall Series Record: 0-1  
Record at Neutral Sites: 0-1

DATE	SITE	W/L	SCORE
2/22/15	Mobile, Ala.	L	13-6

## MCNEESE STATE

Overall Series Record: 11-5  
Record in Fayetteville, Ark.: 7-5  
Record in Lake Charles, La.: 4-0

DATE	SITE	W/L	SCORE
4/18/57	Lake Charles, La.	W	7-0 (7)
4/18/57	Lake Charles, La.	W	4-3 (7)
4/29/58	Fayetteville, Ark.	L	6-4

# A II SERIES HISTORY

4/29/58	Fayetteville, Ark.	L	8-2
3/8/02	Fayetteville, Ark.	W	5-2
3/9/02	Fayetteville, Ark.	L	14-9
3/10/02	Fayetteville, Ark.	L	4-1
2/24/04	Fayetteville, Ark.	W	7-1
2/25/04	Fayetteville, Ark.	W	7-2
3/23/10	Lake Charles, La.	W	3-2
3/24/10	Lake Charles, La.	W	7-6
3/1/11	Fayetteville, Ark.	L	8-6
3/2/11	Fayetteville, Ark.	W	8-3
3/9/24	Fayetteville, Ark.	W	3-1
3/9/24	Fayetteville, Ark.	W	11-1 (8)
3/10/24	Fayetteville, Ark.	W	18-5 (7)

## MEMPHIS

Overall Series Record: 28-13-1  
Record in Fayetteville, Ark.: 13-3  
Record in Memphis, Tenn.: 12-7-1  
Record in North Little Rock, Ark.: 2-1  
Record at Neutral Sites: 1-2

DATE	SITE	W/L	SCORE
3/27/64	Little Rock, Ark.	L	5-3
3/28/64	Little Rock, Ark.	L	13-6
3/30/64	Memphis, Tenn.	L	6-0
3/31/64	Memphis, Tenn.	W	4-0
4/23/65	Fayetteville, Ark.	L	6-4
4/23/65	Fayetteville, Ark.	W	4-2
4/9/66	Memphis, Tenn.	L	9-8
4/9/66	Memphis, Tenn.	L	6-1
4/15/67	Memphis, Tenn.	L	8-1
4/15/67	Memphis, Tenn.	W	4-0
4/15/68	Fayetteville, Ark.	L	7-4
4/15/68	Fayetteville, Ark.	W	13-7
4/12/69	Memphis, Tenn.	L	6-0
4/12/69	Memphis, Tenn.	W	10-3
5/2/70	Memphis, Tenn.	W	7-6
5/2/70	Memphis, Tenn.	W	7-3
4/24/71	Fayetteville, Ark.	W	6-5
4/24/71	Fayetteville, Ark.	W	4-3
4/14/73	Fayetteville, Ark.	W	1-0
4/14/73	Fayetteville, Ark.	L	3-0
3/1/86	Little Rock, Ark.	W	6-2
2/14/87	Memphis, Tenn.	W	3-1
2/14/87	Memphis, Tenn.	T	2-2
2/21/87	Fayetteville, Ark.	W	21-5
2/22/87	Fayetteville, Ark.	W	14-7
3/15/93	Memphis, Tenn.	L	6-3
3/17/93	Memphis, Tenn.	L	8-7
3/16/94	Fayetteville, Ark.	W	7-1
3/17/94	Fayetteville, Ark.	W	6-3
5/15/95	Memphis, Tenn.	W	1-0
2/23/03	Memphis, Tenn.	W	10-9
3/22/11	North Little Rock, Ark.	W	7-2
3/23/11	Memphis, Tenn.	W	7-3
3/24/15	North Little Rock, Ark.	L	5-4
3/25/15	Memphis, Tenn.	W	7-3
4/6/16	Memphis, Tenn.	W	12-4
4/18/17	Fayetteville, Ark.	W	16-7
4/19/17	North Little Rock, Ark.	W	2-0
3/27/18	Memphis, Tenn.	W	8-7
2/27/19	Fayetteville, Ark.	W	10-3
3/23/21	Fayetteville, Ark.	W	14-1
3/24/21	Fayetteville, Ark.	W	9-4

## MIAMI (FLA.)

Overall Series Record: 0-5  
Record in Coral Gables, Fla.: 0-3  
Record at Neutral Sites: 0-2

DATE	SITE	W/L	SCORE
2/9/85	Coral Gables, Fla.	L	5-2
2/9/85	Coral Gables, Fla.	L	2-1
2/10/85	Coral Gables, Fla.	L	4-0
3/4/01	Minneapolis, Minn.	L	8-2
6/15/15	Omaha, Neb.+	L	4-3

## MIAMI (OHIO)

Overall Series Record: 6-0  
Record in Fayetteville, Ark.: 5-0  
Record at Neutral Sites: 1-0

DATE	SITE	W/L	SCORE
3/4/00	Fayetteville, Ark.	W	15-5
3/5/00	Fayetteville, Ark.	W	5-1
6/3/05	Austin, Texas+	W	9-5
2/17/17	Fayetteville, Ark.	W	7-0
2/18/17	Fayetteville, Ark.	W	5-1
2/19/17	Fayetteville, Ark.	W	11-1

## MICHIGAN

Overall Series Record: 2-0  
Record at Neutral Sites: 2-0

DATE	SITE	W/L	SCORE
2/25/24	Arlington, Texas	W	4-3
2/23/25	Arlington, Texas	W	8-6

## MIDDLE TENNESSEE

Overall Series Record: 1-0  
Record at Neutral Sites: 1-0

DATE	SITE	W/L	SCORE
5/22/87	Huntsville, Ala.+	W	10-7

## MINNESOTA

Overall Series Record: 7-3  
Record in Fayetteville, Ark.: 4-0  
Record in Minneapolis, Minn.: 2-2  
Record at Neutral Sites: 1-1

DATE	SITE	W/L	SCORE
3/28/70	San Antonio, Texas	L	10-1
3/28/70	San Antonio, Texas	W	8-7
4/3/83	Fayetteville, Ark.	W	8-5
3/5/93	Minneapolis, Minn.	W	11-4
3/2/01	Minneapolis, Minn.	L	6-0
2/25/05	Fayetteville, Ark.	W	5-4
2/26/05	Fayetteville, Ark.	W	12-3
2/27/05	Fayetteville, Ark.	W	4-3
3/4/07	Minneapolis, Minn.	W	5-1
3/4/07	Minneapolis, Minn.	L	10-5

## MISSISSIPPI COLLEGE

Overall Series Record: 2-2  
Record in Clinton, Miss.: 2-2

DATE	SITE	W/L	SCORE
4/17/63	Clinton, Miss.	W	7-3
4/18/63	Clinton, Miss.	L	3-0
3/22/69	Clinton, Miss.	W	13-3
3/24/69	Clinton, Miss.	L	1-0

## MISSISSIPPI STATE

Overall Series Record: 61-58  
Record in Fayetteville, Ark.: 29-20  
Record in Starkville, Miss.: 24-29  
Record at Neutral Sites: 8-9

DATE	SITE	W/L	SCORE
4/7/58	Starkville, Miss.	W	1-0
4/8/58	Starkville, Miss.	W	9-8
4/15/60	Fayetteville, Ark.	L	3-2
4/11/66	Starkville, Miss.	L	9-3
4/12/66	Starkville, Miss.	L	18-0
4/12/68	Starkville, Miss.	L	19-11
5/4/70	Starkville, Miss.	L	6-0
5/4/70	Starkville, Miss.	L	1-0
4/23/80	Greenville, Miss.	L	7-6 (11)
4/29/81	Greenville, Miss.	L	11-6
4/28/82	Greenville, Miss.	L	8-7
4/26/83	Greenville, Miss.	L	9-2
4/27/83	Helena, Ark.	W	5-3
4/24/84	Greenville, Miss.	L	9-8
4/25/84	Little Rock, Ark.	W	10-9 (10)
4/30/85	Greenville, Miss.	L	16-2

5/1/85	Little Rock, Ark.	W	13-1
6/3/85	Omaha, Neb.+	L	5-4
4/25/92	Starkville, Miss.	L	2-0
4/25/92	Starkville, Miss.	L	3-2
4/26/92	Starkville, Miss.	L	7-6
5/1/93	Fayetteville, Ark.	L	5-3
5/1/93	Starkville, Ark.	L	6-4
5/2/93	Fayetteville, Ark.	W	8-3
5/20/93	Baton Rouge, La.!	W	5-2
4/29/94	Starkville, Miss.	L	10-9
4/30/94	Starkville, Miss.	W	12-11
5/1/94	Starkville, Miss.	W	14-4
4/28/95	Fayetteville, Ark.	W	16-1
4/29/95	Fayetteville, Ark.	W	10-9
4/30/95	Fayetteville, Ark.	W	12-7
4/26/96	Starkville, Miss.	L	8-6
4/27/96	Starkville, Miss.	W	6-2
4/28/96	Starkville, Miss.	L	10-6
5/9/97	Fayetteville, Ark.	W	8-5
5/10/97	Fayetteville, Ark.	L	13-5
5/11/97	Fayetteville, Ark.	L	17-10
5/8/98	Starkville, Miss.	W	14-10 (10)
5/9/98	Starkville, Miss.	L	17-3
5/10/98	Starkville, Miss.	W	8-3
5/14/98	Hoover, Ala.!	W	10-3
5/16/98	Hoover, Ala.!	W	7-3
4/30/99	Fayetteville, Ark.	W	6-4
5/1/99	Fayetteville, Ark.	W	7-4
5/2/99	Fayetteville, Ark.	W	7-5
3/31/00	Starkville, Miss.	L	3-2
3/30/01	Fayetteville, Ark.	W	6-5
3/31/01	Fayetteville, Ark.	L	9-3
4/1/01	Fayetteville, Ark.	L	10-2
4/12/02	Starkville, Miss.	L	17-4
4/13/02	Starkville, Miss.	W	7-3
4/14/02	Starkville, Miss.	L	6-4
3/21/03	Fayetteville, Ark.	L	4-3 (10)
3/22/03	Fayetteville, Ark.	L	8-3
3/23/03	Fayetteville, Ark.	L	5-1
5/15/04	Starkville, Miss.	L	3-2
5/16/04	Starkville, Miss.	L	5-4
5/16/04	Starkville, Miss.	W	4-2
3/25/05	Fayetteville, Ark.	L	5-3
3/26/05	Fayetteville, Ark.	L	13-4
3/27/05	Fayetteville, Ark.	W	10-5
4/22/06	Starkville, Miss.	W	6-2
4/22/06	Starkville, Miss.	L	9-8
4/23/06	Starkville, Miss.	W	6-4
4/6/07	Fayetteville, Ark.	L	11-9
4/7/07	Fayetteville, Ark.	L	2-1
4/8/07	Fayetteville, Ark.	W	9-3
5/15/08	Starkville, Miss.	L	6-5
5/16/08	Starkville, Miss.	L	6-5
5/17/08	Starkville, Miss.	W	15-10
3/27/09	Fayetteville, Ark.	W	20-9
3/29/09	Fayetteville, Ark.	W	5-1
3/29/09	Fayetteville, Ark.	L	12-4
4/9/10	Starkville, Miss.	W	8-3
4/10/10	Starkville, Miss.	W	8-5
4/11/10	Starkville, Miss.	W	13-3
4/15/11	Fayetteville, Ark.	W	6-5
4/16/11	Fayetteville, Ark.	W	6-1
4/17/11	Fayetteville, Ark.	L	5-3
5/26/11	Hoover, Ala.!	W	7-2
3/23/12	Starkville, Miss.	L	11-2
3/24/12	Starkville, Miss.	W	8-0
3/25/12	Starkville, Miss.	W	8-5 (11)
5/22/12	Hoover, Ala.!	L	9-1
3/29/13	Fayetteville, Ark.	W	5-4
3/30/13	Fayetteville, Ark.	L	4-1
3/31/13	Fayetteville, Ark.	W	3-1
3/29/14	Starkville, Miss.	W	4-0
3/29/14	Starkville, Miss.	L	5-1
3/30/14	Starkville, Miss.	L	5-1
4/24/15	Fayetteville, Ark.	W	7-6
4/25/15	Fayetteville, Ark.	W	6-1
4/26/15	Fayetteville, Ark.	L	2-1
5/19/16	Starkville, Miss.	L	7-0
5/20/16	Starkville, Miss.	L	5-1





5/21/16	Starkville, Miss.	L	9-4
3/17/17	Fayetteville, Ark.	W	3-1
3/18/17	Fayetteville, Ark.	W	5-4
3/19/17	Fayetteville, Ark.	W	6-1
5/25/17	Hoover, Ala.!	L	4-3
5/26/17	Hoover, Ala.!	W	9-2
4/20/18	Starkville, Miss.	L	6-5
4/21/18	Starkville, Miss.	L	5-3
4/21/18	Starkville, Miss.	L	7-5
4/18/19	Fayetteville, Ark.	W	5-3
4/19/19	Fayetteville, Ark.	W	12-5
4/20/19	Fayetteville, Ark.	W	10-2
3/26/21	Starkville, Miss.	W	8-2
3/27/21	Starkville, Miss.	W	11-5
3/28/21	Starkville, Miss.	W	6-4
4/1/22	Fayetteville, Ark.	W	8-1
4/2/22	Fayetteville, Ark.	W	12-5
4/3/22	Fayetteville, Ark.	L	5-3 (12)
5/5/23	Starkville, Miss.	W	6-2
5/6/23	Starkville, Miss.	W	14-2 (7)
5/7/23	Starkville, Miss.	W	11-6
5/10/24	Fayetteville, Ark.	W	7-5
5/11/24	Fayetteville, Ark.	L	8-5
5/12/24	Fayetteville, Ark.	W	9-6

## MISSISSIPPI VALLEY STATE

Overall Series Record: 10-0  
Record in Fayetteville, Ark.: 8-0  
Record at Neutral Sites: 2-0

DATE	SITE	W/L	SCORE
5/12/08	Fayetteville, Ark.	W	12-3
3/26/13	Fayetteville, Ark.	W	6-0
3/27/13	North Little Rock, Ark.	W	2-1
3/25/14	Fayetteville, Ark.	W	6-0
3/25/14	Fayetteville, Ark.	W	12-1
3/26/14	North Little Rock, Ark.	W	3-0
4/7/15	Fayetteville, Ark.	W	8-1
4/8/15	Fayetteville, Ark.	W	14-0
2/23/16	Fayetteville, Ark.	W	21-4
2/24/16	Fayetteville, Ark.	W	20-0

## MISSOURI

Overall Series Record: 31-25  
Record in Fayetteville, Ark.: 19-7  
Record in Columbia, Mo.: 11-14  
Record at Neutral Sites: 1-4

DATE	SITE	W/L	SCORE
4/14/48	Columbia Mo.	L	9-8
4/5/50	Fayetteville, Ark.	W	7-4
4/9/54	Columbia, Mo.	L	18-0
4/10/54	Columbia, Mo.	L	12-6
4/8/55	Fayetteville, Ark.	L	11-5
4/9/55	Fayetteville, Ark.	W	2-1
4/13/56	Columbia, Mo.	L	2-0
4/14/56	Columbia, Mo.	L	8-2
3/29/57	Fayetteville, Ark.	L	12-6
3/30/57	Fayetteville, Ark.	L	9-7
4/3/59	Columbia, Mo.	L	11-0
4/4/59	Columbia, Mo.	L	13-0
1960	Fayetteville, Ark.	L	21-8
1960	Fayetteville, Ark.	W	9-8
4/3/62	Columbia, Mo.	L	15-7
4/4/62	Columbia, Mo.	L	10-4
3/30/63	Fayetteville, Ark.	L	10-6
3/30/63	Fayetteville, Ark.	W	6-5
3/27/68	San Antonio, Texas	L	8-4
3/22/72	Columbia, Mo.	W	9-6
3/22/72	Columbia, Mo.	L	3-1
5/23/80	Tulsa, Okla.+	L	6-0
3/2/81	Lakeland, Fla.	W	7-5
3/3/81	Lakeland, Fla.	L	8-6
2/27/84	Lakeland, Fla.	L	4-0
5/10/87	Columbia, Mo.	L	12-11 (10)
4/27/88	Fayetteville, Ark.	W	8-6
4/11/89	Columbia, Mo.	W	7-4
4/16/91	Columbia, Mo.	L	11-3
4/1/97	Fayetteville, Ark.	W	4-3

4/15/97	Columbia, Mo.	W	8-6
3/19/02	Columbia, Mo.	W	11-10
6/5/04	Fayetteville, Ark.+	W	10-7
5/1/12	Fayetteville, Ark.	W	6-3
5/2/12	Fayetteville, Ark.	W	2-0
5/15/14	Columbia, Mo.	W	9-4
5/16/14	Columbia, Mo.	W	4-0
5/17/14	Columbia, Mo.	W	7-5 (10)
4/1/16	Fayetteville, Ark.	W	7-6
4/2/16	Fayetteville, Ark.	L	8-5
4/3/16	Fayetteville, Ark.	L	10-1
3/24/17	Columbia, Mo.	W	9-2
3/25/17	Columbia, Mo.	L	7-2
3/26/17	Columbia, Mo.	W	9-8
3/15/19	Fayetteville, Ark.	W	2-0
3/16/19	Fayetteville, Ark.	W	4-3
3/17/19	Fayetteville, Ark.	W	3-2
3/25/22	Columbia, Mo.	W	7-5
3/26/22	Columbia, Mo.	L	7-5
3/27/22	Columbia, Mo.	W	6-4
3/15/24	Fayetteville, Ark.	W	8-0
3/16/24	Fayetteville, Ark.	W	6-0
3/17/24	Fayetteville, Ark.	W	9-1
4/5/25	Fayetteville, Ark.	W	21-3 (7)
4/6/25	Fayetteville, Ark.	W	14-4 (7)
4/6/25	Fayetteville, Ark.	W	16-2 (7)

## MISSOURI SOUTHERN

Overall Series Record: 44-1-1  
Record in Fayetteville, Ark.: 43-0-1  
Record in Joplin, Mo.: 1-1

DATE	SITE	W/L	SCORE
3/12/76	Fayetteville, Ark.	W	7-0
3/12/76	Fayetteville, Ark.	T	0-0 (12)
3/9/77	Fayetteville, Ark.	W	6-0
3/9/77	Fayetteville, Ark.	W	7-6
2/17/78	Fayetteville, Ark.	W	5-3
2/17/78	Fayetteville, Ark.	W	6-0
2/27/79	Fayetteville, Ark.	W	5-0
2/27/79	Fayetteville, Ark.	W	3-2
4/30/79	Joplin, Mo.	L	9-8
4/30/79	Joplin, Mo.	W	6-5
2/22/80	Fayetteville, Ark.	W	15-0
2/22/80	Fayetteville, Ark.	W	7-0
2/24/81	Fayetteville, Ark.	W	8-2
2/24/81	Fayetteville, Ark.	W	7-4
2/20/82	Fayetteville, Ark.	W	7-2
2/20/82	Fayetteville, Ark.	W	14-2
2/25/83	Fayetteville, Ark.	W	11-3
2/25/83	Fayetteville, Ark.	W	8-6
4/9/84	Fayetteville, Ark.	W	12-1
2/25/85	Fayetteville, Ark.	W	12-1
2/25/85	Fayetteville, Ark.	W	8-3
4/30/86	Fayetteville, Ark.	W	4-1
2/23/87	Fayetteville, Ark.	W	4-3
2/23/87	Fayetteville, Ark.	W	13-10
4/29/87	Fayetteville, Ark.	W	20-5
2/13/88	Fayetteville, Ark.	W	12-4
2/14/88	Fayetteville, Ark.	W	17-5
2/24/89	Fayetteville, Ark.	W	6-2
2/16/90	Fayetteville, Ark.	W	12-6
2/15/91	Fayetteville, Ark.	W	7-5
2/14/92	Fayetteville, Ark.	W	12-1
2/13/93	Fayetteville, Ark.	W	17-1
2/14/93	Fayetteville, Ark.	W	10-5
3/2/94	Fayetteville, Ark.	W	10-3
2/10/95	Fayetteville, Ark.	W	5-4
2/7/96	Fayetteville, Ark.	W	15-2
4/16/96	Fayetteville, Ark.	W	4-2
2/11/97	Fayetteville, Ark.	W	24-1
4/2/97	Fayetteville, Ark.	W	12-8
2/11/98	Fayetteville, Ark.	W	24-5
4/21/98	Fayetteville, Ark.	W	11-2
2/6/99	Fayetteville, Ark.	W	7-6
2/5/00	Fayetteville, Ark.	W	18-5
2/4/01	Fayetteville, Ark.	W	25-6
2/11/02	Fayetteville, Ark.	W	13-1
4/29/03	Fayetteville, Ark.	W	7-3

## MISSOURI STATE

Overall Series Record: 59-31  
Record in Fayetteville, Ark.: 37-16  
Record in Springfield, Mo.: 22-14  
Record at Neutral Sites: 0-1

DATE	SITE	W/L	SCORE
3/26/66	Fayetteville, Ark.	W	7-5
4/4/67	Fayetteville, Ark.	W	4-1
4/4/67	Fayetteville, Ark.	W	8-7
4/22/67	Springfield, Mo.	L	6-5
4/22/67	Springfield, Mo.	L	4-3
5/6/68	Fayetteville, Ark.	W	12-9
5/6/69	Fayetteville, Ark.	W	3-2
5/6/69	Fayetteville, Ark.	L	2-0
4/18/70	Springfield, Mo.	W	6-4
4/13/71	Fayetteville, Ark.	W	6-2
4/13/71	Fayetteville, Ark.	L	3-2
4/18/72	Springfield, Mo.	L	7-2
4/18/72	Springfield, Mo.	W	8-7
4/11/73	Fayetteville, Ark.	W	7-5
4/11/73	Fayetteville, Ark.	W	13-4
4/9/74	Springfield, Mo.	W	9-5
4/9/74	Springfield, Mo.	W	10-8
4/8/75	Fayetteville, Ark.	L	8-7
4/8/75	Fayetteville, Ark.	L	7-4
4/6/76	Springfield, Mo.	W	11-3
4/6/76	Springfield, Mo.	W	8-5
4/5/77	Fayetteville, Ark.	W	4-3
4/5/77	Fayetteville, Ark.	W	6-3
4/5/78	Springfield, Mo.	L	15-4
4/5/78	Springfield, Mo.	W	3-2
4/3/79	Fayetteville, Ark.	W	5-1
4/3/79	Fayetteville, Ark.	W	4-3
4/27/81	Springfield, Mo.	W	6-4
4/27/81	Springfield, Mo.	L	4-3
4/20/82	Fayetteville, Ark.	W	9-8
4/20/82	Fayetteville, Ark.	W	6-2
4/19/83	Springfield, Mo.	W	6-3
4/19/83	Springfield, Mo.	L	3-2
4/17/84	Fayetteville, Ark.	W	9-5
4/17/84	Fayetteville, Ark.	W	5-1
4/16/85	Fayetteville, Ark.	W	6-5
4/8/86	Fayetteville, Ark.	W	6-2
5/10/88	Springfield, Mo.	L	9-5
3/2/90	Fayetteville, Ark.	W	12-11
4/18/90	Springfield, Mo.	W	7-2
4/24/91	Fayetteville, Ark.	W	1-0
4/30/91	Springfield, Mo.	L	6-4
3/4/92	Fayetteville, Ark.	W	15-8
4/30/92	Springfield, Mo.	W	12-10
3/24/93	Fayetteville, Ark.	W	8-4
4/28/93	Springfield, Mo.	L	11-10
4/19/94	Springfield, Mo.	W	16-7
2/21/96	Springfield, Mo.	W	6-0
2/24/98	Fayetteville, Ark.	L	4-2
3/2/99	Springfield, Mo.	L	9-3
5/29/99	Fayetteville, Ark.+	L	9-8 (10)
5/2/00	Fayetteville, Ark.	W	7-2
4/3/01	Springfield, Mo.	L	10-9
2/16/02	Arlington, Texas	L	3-2
3/5/02	Fayetteville, Ark.	W	10-1
4/3/02	Springfield, Mo.	W	7-4
5/1/02	Fayetteville, Ark.	L	10-7
3/25/03	Fayetteville, Ark.	W	5-4
4/6/04	Fayetteville, Ark.	L	6-5 (16)
4/13/05	Fayetteville, Ark.	W	14-5
4/19/05	Springfield, Mo.	W	9-4
4/4/06	Fayetteville, Ark.	L	10-5
4/11/06	Springfield, Mo.	L	4-2
4/11/07	Fayetteville, Ark.	W	2-0
4/18/07	Springfield, Mo.	W	16-2
4/1/08	Springfield, Mo.	W	7-6 (10)
4/30/08	Fayetteville, Ark.	W	14-6
3/25/09	Fayetteville, Ark.	W	10-0
3/31/09	Springfield, Mo.	W	2-0
4/28/10	Fayetteville, Ark.	W	5-4
4/12/11	Springfield, Mo.	W	2-1
4/30/13	Fayetteville, Ark.	W	6-3



## II SERIES HISTORY

4/29/14	Springfield, Mo.	W	4-1
3/31/15	Fayetteville, Ark.	L	2-0
6/5/15	Fayetteville, Ark.+	W	18-4
6/6/15	Fayetteville, Ark.+	L	3-1
6/7/15	Fayetteville, Ark.+	W	3-2
5/3/16	Springfield, Mo.	L	14-6
5/17/16	Fayetteville, Ark.	L	8-2
4/11/17	Springfield, Mo.	W	12-4
6/3/17	Fayetteville, Ark.+	L	5-4
6/4/17	Fayetteville, Ark.+	W	11-10
6/5/17	Fayetteville, Ark.+	L	3-2
4/17/18	Fayetteville, Ark.	W	11-7
3/26/19	Springfield, Mo.	W	8-2
5/3/22	Fayetteville, Ark.	L	6-4
4/25/23	Springfield, Mo.	L	8-4
4/30/24	Fayetteville, Ark.	W	12-7
5/1/24	Fayetteville, Ark.	W	8-5
3/25/25	Fayetteville, Ark.	L	14-13 (10)

### MISSOURI VALLEY

Overall Series Record: 1-0  
Record in Fayetteville, Ark.: 1-0

DATE	SITE	W/L	SCORE
2/27/02	Fayetteville, Ark.	W	7-1

### MISSOURI WESTERN

Overall Series Record: 17-1  
Record in Fayetteville, Ark.: 17-1

DATE	SITE	W/L	SCORE
4/7/72	Fayetteville, Ark.	W	8-5
4/7/72	Fayetteville, Ark.	W	4-3
3/5/74	Fayetteville, Ark.	W	4-0
3/5/74	Fayetteville, Ark.	W	5-2
3/21/78	Fayetteville, Ark.	W	6-3
3/21/78	Fayetteville, Ark.	L	9-8
3/19/79	Fayetteville, Ark.	W	13-0
3/19/79	Fayetteville, Ark.	W	7-6 (11)
3/16/81	Fayetteville, Ark.	W	15-2
3/16/81	Fayetteville, Ark.	W	10-0
3/14/82	Fayetteville, Ark.	W	11-1
3/15/82	Fayetteville, Ark.	W	11-0
3/15/82	Fayetteville, Ark.	W	7-0
3/14/83	Fayetteville, Ark.	W	9-4
3/14/83	Fayetteville, Ark.	W	13-2
3/18/85	Fayetteville, Ark.	W	10-0
3/18/85	Fayetteville, Ark.	W	4-0
3/11/86	Fayetteville, Ark.	W	12-0

### MISSOURI-ST. LOUIS

Overall Series Record: 2-0  
Record in Fayetteville, Ark.: 2-0

DATE	SITE	W/L	SCORE
3/31/87	Fayetteville, Ark.	W	11-2
3/31/87	Fayetteville, Ark.	W	14-2

### MORNINGSIDE

Overall Series Record: 1-1  
Record in Fayetteville, Ark.: 1-1

DATE	SITE	W/L	SCORE
4/5/68	Fayetteville, Ark.	L	13-12
4/6/68	Fayetteville, Ark.	W	29-4

### MURRAY STATE

Overall Series Record: 9-0  
Record in Fayetteville, Ark.: 8-0  
Record at Neutral Sites: 1-0

DATE	SITE	W/L	SCORE
5/2/86	Fayetteville, Ark.	W	9-3
5/3/86	Fayetteville, Ark.	W	3-2
3/5/21	Fayetteville, Ark.	W	7-6
3/6/21	Fayetteville, Ark.	W	11-6
3/7/21	Fayetteville, Ark.	W	6-0
3/1/24	Fayetteville, Ark.	W	5-1
3/2/24	Fayetteville, Ark.	W	11-1 (8)

3/3/24	Fayetteville, Ark.	W	5-3
6/16/25	Omaha, Neb.+	W	4-0

### NAVY

Overall Series Record: 2-0  
Record at Neutral Sites: 2-0

DATE	SITE	W/L	SCORE
2/28/97	Millington, Texas	W	6-4
2/21/03	Memphis, Tenn.	W	8-1

### NEBRASKA

Overall Series Record: 12-12  
Record in Fayetteville, Ark.: 10-8  
Record in Lincoln, Neb.: 1-3  
Record at Neutral Sites: 1-1

DATE	SITE	W/L	SCORE
3/24/75	Fayetteville, Ark.	W	15-6
3/24/75	Fayetteville, Ark.	W	10-4
3/25/75	Fayetteville, Ark.	L	5-4
3/25/75	Fayetteville, Ark.	W	4-2
3/13/88	Fayetteville, Ark.	W	7-4
3/13/88	Fayetteville, Ark.	L	8-5
3/12/89	Fayetteville, Ark.	W	4-1
3/6/91	Fayetteville, Ark.	W	4-3
3/6/91	Fayetteville, Ark.	L	5-3
2/20/00	Arlington, Texas	L	13-2
3/14/00	Fayetteville, Ark.	L	10-4
3/15/00	Fayetteville, Ark.	L	10-3
3/18/08	Lincoln, Neb.	L	6-1
3/19/08	Lincoln, Neb.	W	9-4
3/17/09	Fayetteville, Ark.	W	7-3
3/18/09	Fayetteville, Ark.	L	7-4
4/16/13	Lincoln, Neb.	L	3-0
4/16/13	Lincoln, Neb.	L	4-2
4/1/14	Fayetteville, Ark.	W	4-3
4/2/14	Fayetteville, Ark.	L	6-4
3/4/17	Frisco, Texas	W	15-5
6/5/21	Fayetteville, Ark.+	W	5-1
6/6/21	Fayetteville, Ark.+	L	5-3
6/7/21	Fayetteville, Ark.+	W	6-2

### NEBRASKA-KEARNEY

Overall Series Record: 1-1  
Record in Fayetteville, Ark.: 1-1

DATE	SITE	W/L	SCORE
4/4/70	Fayetteville, Ark.	W	5-0
4/4/70	Fayetteville, Ark.	L	4-0

### NEVADA

Overall Series Record: 1-0  
Record in Fayetteville, Ark.: 1-0

DATE	SITE	W/L	SCORE
3/21/12	Fayetteville, Ark.	W	10-2

### NJIT

Overall Series Record: 1-0  
Record in Fayetteville, Ark.: 1-0

DATE	SITE	W/L	SCORE
6/4/21	Fayetteville, Ark.+	W	13-8

### NEW MEXICO

Overall Series Record: 6-2  
Record in Fayetteville, Ark.: 3-1  
Record at Neutral Sites: 3-1

DATE	SITE	W/L	SCORE
2/27/04	College Station, Texas	L	3-1
2/28/04	College Station, Texas	W	13-3
2/29/04	College Station, Texas	W	5-2
4/13/10	Fayetteville, Ark.	W	4-3 (11)
4/14/10	Fayetteville, Ark.	W	5-4
6/4/11	Tempe, Ariz.+	W	3-0
4/9/13	Fayetteville, Ark.	L	3-0
4/9/13	Fayetteville, Ark.	W	4-3

### NEW MEXICO STATE

Overall Series Record: 2-0  
Record in Las Cruces, N.M.: 1-0  
Record at Neutral Sites: 1-0

DATE	SITE	W/L	SCORE
3/17/73	Las Cruces, N.M.	W	8-4
3/14/91	Shreveport, La.	W	8-3

### NEW ORLEANS

Overall Series Record: 3-2  
Record in Fayetteville, Ark: 3-0  
Record in New Orleans, La.: 0-1  
Record at Neutral Sites: 0-1

DATE	SITE	W/L	SCORE
3/15/91	Shreveport, La.	L	3-2
3/1/98	New Orleans, La.	L	13-6
2/19/13	Fayetteville, Ark.	W	14-0 (7)
2/19/13	Fayetteville, Ark.	W	3-0
3/22/17	Fayetteville, Ark.	W	5-2

### NICHOLLS STATE

Overall Series Record: 0-1  
Record in Thibodaux, La.: 0-1

DATE	SITE	W/L	SCORE
2/25/86	Thibodaux, La.	L	5-3

### NORTH CAROLINA

Overall Series Record: 3-0  
Record in Chapel Hill, N.C.: 2-0  
Record at Neutral Sites: 1-0

DATE	SITE	W/L	SCORE
6/4/89	Omaha, Neb.+	W	7-3
6/11/22	Chapel Hill, N.C.+	W	4-1
6/12/22	Chapel Hill, N.C.+	W	4-3

### NC STATE

Overall Series Record: 1-2  
Record in Fayetteville, Ark.: 1-2

DATE	SITE	W/L	SCORE
6/11/21	Fayetteville, Ark.+	W	21-2
6/12/21	Fayetteville, Ark.+	L	6-5
6/13/21	Fayetteville, Ark.+	L	3-2

### NORTH DAKOTA

Overall Series Record: 3-0  
Record in Fayetteville, Ark.: 3-0

DATE	SITE	W/L	SCORE
2/13/15	Fayetteville, Ark.	W	11-4
2/14/15	Fayetteville, Ark.	W	13-2
2/14/15	Fayetteville, Ark.	W	12-1

### NORTH DAKOTA STATE

Overall Series Record: 4-0  
Record in Fayetteville, Ark.: 4-0

DATE	SITE	W/L	SCORE
3/26/56	Fayetteville, Ark.	W	14-4
3/17/82	Fayetteville, Ark.	W	10-2
3/17/82	Fayetteville, Ark.	W	10-1
5/30/25	Fayetteville, Ark.+	W	6-2

### NORTH TEXAS

Overall Series Record: 11-0  
Record in Fayetteville, Ark.: 11-0

DATE	SITE	W/L	SCORE
4/13/78	Fayetteville, Ark.	W	4-0
4/13/78	Fayetteville, Ark.	W	12-0
4/14/78	Fayetteville, Ark.	W	9-0
4/14/78	Fayetteville, Ark.	W	6-0
2/15/86	Fayetteville, Ark.	W	10-0
2/15/86	Fayetteville, Ark.	W	9-0
2/16/86	Fayetteville, Ark.	W	26-1





3/8/87	Fayetteville, Ark.	W	13-4
3/6/88	Fayetteville, Ark.	W	10-1
3/7/88	Fayetteville, Ark.	W	5-4
3/7/88	Fayetteville, Ark.	W	6-5

## NORTHEASTERN (OKLA.) STATE

Overall Series Record: 33-4  
Record in Fayetteville, Ark.: 31-2  
Record in Tahlequah, Okla.: 2-2

DATE	SITE	W/L	SCORE
4/30/53	Fayetteville, Ark.	W	8-2
4/30/53	Fayetteville, Ark.	W	9-5
5/9/53	Tahlequah, Okla.	W	9-0
5/9/53	Tahlequah, Okla.	W	8-5
5/8/54	Tahlequah, Okla.	L	4-0 (7)
5/8/54	Tahlequah, Okla.	L	10-7
5/7/55	Fayetteville, Ark.	W	10-0 (7)
5/7/55	Fayetteville, Ark.	W	6-3 (7)
4/28/56	Fayetteville, Ark.	W	3-0 (7)
4/28/56	Fayetteville, Ark.	W	5-4 (7)
1972	Fayetteville, Ark.	L	5-4
1972	Fayetteville, Ark.	W	2-0
3/2/74	Fayetteville, Ark.	W	8-4
3/2/74	Fayetteville, Ark.	W	4-1
3/4/75	Fayetteville, Ark.	W	7-6
3/4/75	Fayetteville, Ark.	W	8-6
4/3/75	Fayetteville, Ark.	W	9-2
4/3/75	Fayetteville, Ark.	W	4-0
2/28/76	Fayetteville, Ark.	W	2-0
2/28/76	Fayetteville, Ark.	W	7-6
2/19/77	Fayetteville, Ark.	W	11-2
2/19/77	Fayetteville, Ark.	W	5-0
3/2/77	Fayetteville, Ark.	W	11-0
2/26/82	Fayetteville, Ark.	W	5-0
2/26/82	Fayetteville, Ark.	W	7-1
2/22/83	Fayetteville, Ark.	W	19-3
4/21/86	Fayetteville, Ark.	W	15-4
4/19/89	Fayetteville, Ark.	W	9-8
4/17/90	Fayetteville, Ark.	W	12-5
2/12/91	Fayetteville, Ark.	W	6-2
4/14/92	Fayetteville, Ark.	W	6-5
3/25/93	Fayetteville, Ark.	W	5-2
4/21/93	Fayetteville, Ark.	L	9-7
4/27/94	Fayetteville, Ark.	W	4-0
3/29/95	Fayetteville, Ark.	W	11-0
5/1/96	Fayetteville, Ark.	W	7-3
4/16/97	Fayetteville, Ark.	W	24-3

## NORTHERN COLORADO

Overall Series Record: 7-1  
Record in Fayetteville, Ark.: 7-1

DATE	SITE	W/L	SCORE
4/5/05	Fayetteville, Ark.	W	9-3
4/6/05	Fayetteville, Ark.	W	7-4
4/18/06	Fayetteville, Ark.	W	2-1
4/19/06	Fayetteville, Ark.	L	4-2
4/3/07	Fayetteville, Ark.	W	14-6
4/4/07	Fayetteville, Ark.	W	9-7
4/22/08	Fayetteville, Ark.	W	9-2
4/23/08	Fayetteville, Ark.	W	9-1

## NORTHERN ILLINOIS

Overall Series Record: 3-0  
Record in Fayetteville, Ark.: 3-0

DATE	SITE	W/L	SCORE
3/20/93	Fayetteville, Ark.	W	12-2
3/21/93	Fayetteville, Ark.	W	11-3
3/21/93	Fayetteville, Ark.	W	11-5

## NORTHERN IOWA

Overall Series Record: 5-0  
Record in Fayetteville, Ark.: 5-0

DATE	SITE	W/L	SCORE
3/13/87	Fayetteville, Ark.	W	10-3
3/21/88	Fayetteville, Ark.	W	6-0

3/22/88	Fayetteville, Ark.	W	17-0
3/22/88	Fayetteville, Ark.	W	15-2
3/20/89	Fayetteville, Ark.	W	14-4

## NORTHWEST MISSOURI STATE

Overall Series Record: 9-1-1  
Record in Fayetteville, Ark.: 9-1-1

DATE	SITE	W/L	SCORE
3/6/78	Fayetteville, Ark.	W	7-6
3/6/78	Fayetteville, Ark.	L	4-2
3/10/80	Fayetteville, Ark.	W	11-6
3/10/80	Fayetteville, Ark.	W	7-1
3/7/82	Fayetteville, Ark.	W	3-1
3/7/82	Fayetteville, Ark.	W	4-1
3/8/82	Fayetteville, Ark.	W	3-0
3/8/82	Fayetteville, Ark.	T	7-7
3/3/85	Fayetteville, Ark.	W	11-3
3/8/90	Fayetteville, Ark.	W	17-9
3/13/91	Fayetteville, Ark.	W	7-5

## NORTHWESTERN STATE

Overall Series Record: 18-3  
Record in Fayetteville, Ark.: 10-2  
Record in Natchitoches, La.: 5-1  
Record at Neutral Sites: 3-0

DATE	SITE	W/L	SCORE
1960	Natchitoches, La.	W	4-3
4/20/62	Monroe, La.	W	13-8
4/21/62	Monroe, La.	W	8-4
4/25/62	Natchitoches, La.	L	4-2
4/26/62	Natchitoches, La.	W	2-1
3/17/89	Shreveport, La.	W	3-2
2/29/92	Fayetteville, Ark.	W	6-5 (11)
2/29/92	Fayetteville, Ark.	W	7-2
5/2/95	Fayetteville, Ark.	W	5-2
2/16/96	Natchitoches, La.	W	13-6
2/17/96	Natchitoches, La.	W	14-5
2/18/96	Natchitoches, La.	W	10-5
3/25/97	Fayetteville, Ark.	W	5-4
3/26/97	Fayetteville, Ark.	W	13-8
2/27/01	Fayetteville, Ark.	L	8-4
2/21/12	Fayetteville, Ark.	W	8-7
2/22/12	Fayetteville, Ark.	W	6-2
4/22/14	Fayetteville, Ark.	W	8-1
4/22/14	Fayetteville, Ark.	W	15-3
4/23/19	Fayetteville, Ark.	W	19-2 (8)
4/24/19	Fayetteville, Ark.	L	10-7

## NORTHWOOD INSTITUTE

Overall Series Record: 1-0  
Record in Fayetteville, Ark.: 1-0

DATE	SITE	W/L	SCORE
3/4/90	Fayetteville, Ark.	W	9-1

## NOTRE DAME

Overall Series Record: 2-1  
Record in Fayetteville, Ark.: 1-0  
Record at Neutral Sites: 1-1

DATE	SITE	W/L	SCORE
3/17/73	Las Cruces, N.M.	W	6-5
3/17/83	Fayetteville, Ark.	W	5-0
2/28/97	Millington, Texas	L	8-5

## OHIO STATE

Overall Series Record: 1-0  
Record at Neutral Sites: 1-0

DATE	SITE	W/L	SCORE
3/2/08	College Station, Texas	W	8-6

## OKLAHOMA

Overall Series Record: 14-13  
Record in Fayetteville, Ark.: 6-3  
Record in Norman, Okla.: 7-9  
Record at Neutral Sites: 1-1

DATE	SITE	W/L	SCORE
5/11/70	Fayetteville, Ark.	L	2-1
5/11/70	Fayetteville, Ark.	W	5-2
5/2/72	Norman, Okla.	L	3-2
5/2/72	Norman, Okla.	L	4-3
4/11/77	Norman, Okla.	W	5-2
4/11/77	Norman, Okla.	L	4-3
3/5/83	Norman, Okla.	L	11-4
3/5/83	Norman, Okla.	W	14-3
3/6/83	Norman, Okla.	W	7-2
4/15/87	Fayetteville, Ark.	W	12-11
4/12/88	Norman, Okla.	L	11-3
4/26/89	Fayetteville, Ark.	L	3-2
3/20/91	Norman, Okla.	W	11-2
3/23/93	Fayetteville, Ark.	W	8-0
4/6/94	Norman, Okla.	L	11-2
2/27/96	Fayetteville, Ark.	W	9-8
4/10/01	Norman, Okla.	W	5-4
3/12/02	Norman, Okla.	L	7-1
4/9/02	Fayetteville, Ark.	W	9-6
5/31/02	Wichita, Kan.+	W	8-5
4/28/09	Fayetteville, Ark.	W	8-7 (10)
5/30/09	Norman, Okla.+	W	17-6
5/31/09	Norman, Okla.+	W	11-0
5/18/10	Norman, Okla.	L	5-2
4/10/12	Norman, Okla.	L	4-0
2/28/20	Houston, Texas	L	6-3
3/16/21	Fayetteville, Ark.	L	8-5

## OKLAHOMA BAPTIST

Overall Series Record: 6-3  
Record in Fayetteville, Ark.: 4-2  
Record in Shawnee, Okla.: 2-1

DATE	SITE	W/L	SCORE
4/29/67	Fayetteville, Ark.	W	2-1
4/29/67	Fayetteville, Ark.	W	6-0
4/22/68	Fayetteville, Ark.	L	12-0
4/22/68	Fayetteville, Ark.	W	4-3
4/18/69	Shawnee, Okla.	W	5-2
4/13/70	Fayetteville, Ark.	W	9-6
4/13/70	Fayetteville, Ark.	L	9-4
3/20/71	Shawnee, Okla.	W	13-3
3/20/71	Shawnee, Okla.	L	4-2

## OKLAHOMA CHRISTIAN

Overall Series Record: 1-0  
Record in Fayetteville, Ark.: 1-0

DATE	SITE	W/L	SCORE
5/6/85	Fayetteville, Ark.	W	14-4

## OKLAHOMA CITY

Overall Series Record: 33-1  
Record in Fayetteville, Ark.: 23-0  
Record in Oklahoma City, Okla.: 10-1

DATE	SITE	W/L	SCORE
5/3/48	Fayetteville, Ark.	W	5-3
5/4/48	Fayetteville, Ark.	W	10-4
5/14/48	Fayetteville, Ark.	W	10-0 (7)
5/15/48	Fayetteville, Ark.	W	8-7 (7)
4/29/55	Fayetteville, Ark.	W	9-6 (10)
4/30/55	Fayetteville, Ark.	W	24-2
4/4/56	Oklahoma City, Okla.	W	9-3
4/5/56	Oklahoma City, Okla.	W	6-1
4/25/58	Fayetteville, Ark.	W	9-7
4/26/58	Fayetteville, Ark.	W	16-2
4/7/61	Oklahoma City, Okla.	W	9-2
4/9/68	Fayetteville, Ark.	W	12-3
4/19/69	Oklahoma City, Okla.	W	2-0
4/21/70	Fayetteville, Ark.	W	9-4
4/21/70	Fayetteville, Ark.	W	9-3

# A II SERIES HISTORY

4/19/71	Oklahoma City, Okla.	W	11-0
4/19/71	Oklahoma City, Okla.	W	13-1
1973	Oklahoma City, Okla.	W	6-1
1973	Oklahoma City, Okla.	W	10-0
4/21/73	Fayetteville, Ark.	W	8-2
4/21/73	Fayetteville, Ark.	W	3-2
4/2/74	Oklahoma City, Okla.	L	5-4
4/2/74	Oklahoma City, Okla.	W	9-0
3/6/83	Oklahoma City, Okla.	W	13-4
2/16/85	Fayetteville, Ark.	W	4-0
2/16/85	Fayetteville, Ark.	W	20-13
2/17/85	Fayetteville, Ark.	W	5-2
2/13/96	Fayetteville, Ark.	W	11-9
2/19/97	Fayetteville, Ark.	W	14-6
3/4/98	Fayetteville, Ark.	W	9-6
2/23/99	Fayetteville, Ark.	W	10-8
2/22/00	Fayetteville, Ark.	W	7-3
2/21/01	Fayetteville, Ark.	W	14-4
2/12/02	Fayetteville, Ark.	W	5-4

## OKLAHOMA STATE

Overall Series Record: 24-48  
Record in Fayetteville, Ark.: 11-18  
Record in Stillwater, Okla.: 10-23  
Record at Neutral Sites: 3-7

DATE	SITE	W/L	SCORE
5/23/47	Stillwater, Okla.	L	3-0
4/5/48	Fayetteville, Ark.	L	25-8
4/6/48	Fayetteville, Ark.	L	5-3
4/30/48	Stillwater, Okla.	L	5-3
5/1/48	Stillwater, Okla.	L	17-1
5/7/49	Fayetteville, Ark.	L	6-3
4/17/50	Stillwater, Okla.	L	13-2
4/18/50	Stillwater, Okla.	L	6-3
4/13/51	Stillwater, Okla.	L	19-4
4/14/51	Stillwater, Okla.	L	4-0
4/27/51	Fayetteville, Ark.	W	15-11
4/28/51	Fayetteville, Ark.	W	10-4
4/5/52	Fayetteville, Ark.	L	6-4 (7)
4/5/52	Fayetteville, Ark.	L	10-4 (7)
4/13/53	Stillwater, Okla.	L	14-13
4/14/53	Stillwater, Okla.	L	11-10
4/22/55	Fayetteville, Ark.	L	12-1
4/23/55	Fayetteville, Ark.	L	7-1
4/2/56	Stillwater, Okla.	W	6-5
4/3/56	Stillwater, Okla.	L	14-2
4/8/57	Stillwater, Okla.	L	8-5
4/9/57	Stillwater, Okla.	L	7-6
4/1/58	Fayetteville, Ark.	L	7-1 (7)
4/1/58	Fayetteville, Ark.	L	9-6 (7)
4/15/70	Fayetteville, Ark.	W	5-3
4/15/70	Fayetteville, Ark.	W	3-1
4/21/71	Stillwater, Okla.	L	6-4
4/21/71	Stillwater, Okla.	L	7-4
4/29/80	Tulsa, Okla.	W	7-6
2/21/81	Fayetteville, Ark.	L	5-4 (11)
3/26/85	Stillwater, Okla.	L	3-1
4/2/85	Fayetteville, Ark.	L	14-6
4/1/86	Fayetteville, Ark.	L	11-9
4/15/86	Stillwater, Okla.	L	8-7
3/25/87	Stillwater, Okla.	L	8-1
4/21/87	Fayetteville, Ark.	W	9-8
3/19/88	Shreveport, La.	L	5-4
4/1/88	Stillwater, Okla.	W	6-5
5/28/88	Stillwater, Okla.+	L	13-7
3/18/89	Shreveport, La.	L	10-2
4/4/89	Stillwater, Okla.	W	10-4
5/10/89	Fayetteville, Ark.	W	10-6
4/24/90	Stillwater, Okla.	W	7-5
3/19/91	Stillwater, Okla.	L	9-5
4/9/91	Fayetteville, Ark.	W	9-4
3/31/92	Fayetteville, Ark.	L	7-4
4/19/93	Fayetteville, Ark.	W	4-1
4/26/93	Stillwater, Okla.	L	4-1
3/15/94	Fayetteville, Ark.	W	10-5
3/23/94	Stillwater, Okla.	W	13-9
3/20/95	Stillwater, Okla.	L	18-6
3/22/95	Fayetteville, Ark.	L	22-9

5/23/96	Lubbock, Texas+	L	6-5
4/1/98	Tulsa, Okla.	L	7-3
3/21/00	Stillwater, Okla.	W	10-8
3/28/00	Fayetteville, Ark.	L	2-1
4/24/01	Tulsa, Okla.	L	6-5
4/20/04	Fayetteville, Ark.	W	5-2
3/8/05	Stillwater, Okla.	W	11-7
2/11/06	Mobile, Ala.	W	3-0
6/4/06	Fayetteville, Ark.+	L	6-5
6/2/07	Fayetteville, Ark.+	L	14-3
6/3/07	Fayetteville, Ark.+	L	7-6
5/30/15	Stillwater, Okla.+	W	7-5
3/29/16	Stillwater, Okla.	L	5-4
4/26/16	Fayetteville, Ark.	W	7-6
3/5/17	Frisco, Texas	L	8-3
6/4/22	Stillwater, Okla.+	W	20-12
6/5/22	Stillwater, Okla.+	L	14-10 (10)
6/6/22	Stillwater, Okla.+	W	7-3
2/19/23	Arlington, Texas	W	18-1 (7)
2/24/24	Arlington, Texas	L	2-1 (14)

## OLE MISS

Overall Series Record: 64-55  
Record in Fayetteville, Ark.: 29-23  
Record in Oxford, Miss.: 27-24  
Record at Neutral Sites: 8-8

DATE	SITE	W/L	SCORE
4/11/82	Fayetteville, Ark.	W	7-2
5/9/92	Fayetteville, Ark.	L	8-4
5/9/92	Fayetteville, Ark.	W	15-3
5/10/92	Fayetteville, Ark.	W	10-0
5/15/93	Oxford, Miss.	W	8-7
5/15/93	Oxford, Miss.	W	5-1
5/16/93	Oxford, Miss.	L	3-1
5/13/94	Fayetteville, Ark.	L	12-6
5/14/94	Fayetteville, Ark.	L	7-2
5/15/94	Fayetteville, Ark.	W	8-5
5/12/95	Oxford, Miss.	L	3-1
5/13/95	Oxford, Miss.	L	11-2
5/14/95	Oxford, Miss.	W	5-4
5/18/95	Starkville, Miss.!	W	5-2
5/10/96	Oxford, Miss.	W	18-4
5/11/96	Oxford, Miss.	L	3-2
5/12/96	Oxford, Miss.	W	8-3
4/11/97	Fayetteville, Ark.	W	14-13 (10)
4/12/97	Fayetteville, Ark.	W	12-7
4/13/97	Fayetteville, Ark.	W	8-6
3/27/98	Oxford, Miss.	W	12-10
3/28/98	Oxford, Miss.	W	16-8
3/29/98	Oxford, Miss.	L	13-10
5/7/99	Fayetteville, Ark.	W	8-1
5/8/99	Fayetteville, Ark.	W	9-4
5/9/99	Fayetteville, Ark.	W	7-4
5/12/00	Oxford, Miss.	W	6-1
5/13/00	Oxford, Miss.	L	12-5
5/14/00	Oxford, Miss.	W	8-1
4/6/01	Fayetteville, Ark.	W	3-2
4/7/01	Fayetteville, Ark.	L	11-6
4/8/01	Fayetteville, Ark.	W	10-3
5/10/02	Oxford, Miss.	W	5-4
5/11/02	Oxford, Miss.	W	11-5
5/12/02	Oxford, Miss.	W	10-8
5/2/03	Fayetteville, Ark.	L	5-2
5/3/03	Fayetteville, Ark.	W	7-6
5/4/03	Fayetteville, Ark.	W	6-3
5/23/03	Hoover, Ala.!	L	8-7 (11)
5/7/04	Oxford, Miss.	L	1-0
5/8/04	Oxford, Miss.	W	3-1
5/9/04	Oxford, Miss.	L	5-3
5/27/04	Hoover, Ala.!	W	4-3
5/20/05	Fayetteville, Ark.	L	5-3
5/21/05	Fayetteville, Ark.	L	10-2
5/22/05	Fayetteville, Ark.	L	9-1
5/12/06	Oxford, Miss.	W	12-3
5/13/06	Oxford, Miss.	L	7-3
5/14/06	Oxford, Miss.	L	5-4
5/24/06	Hoover, Ala.!	L	9-4
3/2/07	Minneapolis, Minn.	L	5-4

5/17/07	Fayetteville, Ark.	L	5-4
5/18/07	Fayetteville, Ark.	W	4-3 (10)
5/19/07	Fayetteville, Ark.	L	5-0
4/25/08	Oxford, Miss.	L	12-4
4/26/08	Oxford, Miss.	W	13-11 (10)
4/27/08	Oxford, Miss.	W	12-4
5/14/09	Fayetteville, Ark.	L	7-5
5/15/09	Fayetteville, Ark.	L	9-3
5/16/09	Fayetteville, Ark.	L	16-3
5/7/10	Oxford, Miss.	W	11-4
5/8/10	Oxford, Miss.	L	3-2
5/9/10	Oxford, Miss.	W	7-0
5/19/11	Fayetteville, Ark.	L	2-1
5/21/11	Fayetteville, Ark.	W	2-0
5/21/11	Fayetteville, Ark.	W	5-3
4/21/12	Oxford, Miss.	L	8-2
4/21/12	Oxford, Miss.	L	1-0
4/22/12	Oxford, Miss.	W	11-3
5/23/12	Hoover, Ala.!	L	2-0
3/15/13	Fayetteville, Ark.	L	7-1
3/16/13	Fayetteville, Ark.	W	10-1
3/17/13	Fayetteville, Ark.	L	6-4 (13)
5/22/13	Hoover, Ala.!	W	2-1 (10)
5/2/14	Oxford, Miss.	L	3-2
5/3/14	Oxford, Miss.	L	7-4
5/4/14	Oxford, Miss.	W	11-1
5/21/14	Hoover, Ala.!	W	2-1
5/23/14	Hoover, Ala.!	W	8-7
3/26/15	Fayetteville, Ark.	W	10-3
3/27/15	Fayetteville, Ark.	L	5-4
3/28/15	Fayetteville, Ark.	W	5-2
4/8/16	Oxford, Miss.	L	7-3
4/9/16	Oxford, Miss.	L	14-9
4/10/16	Oxford, Miss.	L	8-7
4/27/17	Fayetteville, Ark.	L	9-1
4/28/17	Fayetteville, Ark.	L	4-1
4/28/17	Fayetteville, Ark.	W	7-4
3/29/18	Oxford, Miss.	W	6-4
3/30/18	Oxford, Miss.	L	5-4
3/31/18	Oxford, Miss.	L	11-10
3/29/19	Fayetteville, Ark.	W	5-3
3/30/19	Fayetteville, Ark.	L	4-3
3/31/19	Fayetteville, Ark.	L	17-7
5/22/19	Hoover, Ala.!	W	5-3
5/24/19	Hoover, Ala.!	L	3-2
6/8/19	Fayetteville, Ark.+	W	11-2
6/9/19	Fayetteville, Ark.+	L	13-5
6/10/19	Fayetteville, Ark.+	W	14-1
4/10/21	Oxford, Miss.	W	7-3
4/10/21	Oxford, Miss.	L	13-6
4/11/21	Oxford, Miss.	W	18-14
5/29/21	Hoover, Ala.!	W	3-2
4/29/22	Fayetteville, Ark.	L	4-2
4/30/22	Fayetteville, Ark.	W	6-3
5/1/22	Fayetteville, Ark.	W	4-3
6/20/22	Omaha, Neb.+	L	13-5
6/22/22	Omaha, Neb.+	W	3-2
6/23/22	Omaha, Neb.+	L	2-0
4/7/23	Oxford, Miss.	W	11-2
4/7/23	Oxford, Miss.	L	7-4
4/8/23	Oxford, Miss.	W	6-4
4/4/24	Fayetteville, Ark.	W	5-2
4/5/24	Fayetteville, Ark.	W	8-3
4/6/24	Fayetteville, Ark.	W	7-4
3/14/25	Oxford, Miss.	L	10-6
3/15/25	Oxford, Miss.	W	12-3
3/16/25	Oxford, Miss.	W	12-9
5/22/25	Hoover, Ala.!	L	5-2

## OMAHA

Overall Series Record: 5-2  
Record in Fayetteville, Ark.: 4-2  
Record in Omaha, Neb.: 1-0

DATE	SITE	W/L	SCORE
3/26/51	Fayetteville, Ark.	W	7-2
3/27/51	Fayetteville, Ark.	W	14-8
4/30/52	Omaha, Neb.	W	1-0
4/13/65	Fayetteville, Ark.	L	9-7





4/13/65	Fayetteville, Ark.	L	6-3
3/2/22	Fayetteville, Ark.	W	15-3
3/28/23	Fayetteville, Ark.	W	16-3 (7)

## ORAL ROBERTS

Overall Series Record: 73-35  
Record in Fayetteville, Ark.: 42-14  
Record in Tulsa, Okla.: 28-20  
Record at Neutral Sites: 3-1

DATE	SITE	W/L	SCORE
4/29/70	Fayetteville, Ark.	W	7-0
4/29/70	Fayetteville, Ark.	W	8-0
4/27/71	Tulsa, Okla.	W	6-1
4/27/71	Tulsa, Okla.	L	6-4
5/4/71	Fayetteville, Ark.	W	12-11
5/4/71	Fayetteville, Ark.	L	5-2
3/25/72	Tulsa, Okla.	L	8-4
3/25/72	Tulsa, Okla.	W	2-1
1973	Tulsa, Okla.	W	5-4
1973	Tulsa, Okla.	L	2-0
3/27/74	Tulsa, Okla.	W	1-0
3/27/74	Tulsa, Okla.	L	1-0
4/15/75	Fayetteville, Ark.	W	5-1
4/15/75	Fayetteville, Ark.	W	4-2
3/30/76	Tulsa, Okla.	W	6-5
3/30/76	Tulsa, Okla.	L	6-3
2/22/77	Fayetteville, Ark.	W	7-0
2/22/77	Fayetteville, Ark.	L	2-0
4/17/79	Tulsa, Okla.	L	5-2
3/11/80	Fayetteville, Ark.	L	7-3
3/11/80	Fayetteville, Ark.	L	5-0
5/3/80	Tulsa, Okla.	W	4-2
5/22/80	Tulsa, Okla.+	W	3-2
3/10/81	Fayetteville, Ark.	L	6-3
3/10/81	Fayetteville, Ark.	L	11-6
5/1/81	Tulsa, Okla.	W	8-6
5/2/81	Tulsa, Okla.	L	5-1
5/2/81	Tulsa, Okla.	L	8-2
5/8/82	Fayetteville, Ark.	W	10-3
5/8/82	Fayetteville, Ark.	L	9-1
5/9/82	Tulsa, Okla.	L	9-4
5/9/82	Tulsa, Okla.	W	10-4
5/6/83	Fayetteville, Ark.	W	6-3
5/6/83	Fayetteville, Ark.	W	11-3
5/7/83	Tulsa, Okla.	L	8-3
5/7/83	Tulsa, Okla.	W	4-1
5/26/83	Stillwater, Okla.+	L	7-6
5/4/84	Fayetteville, Ark.	W	13-1
5/4/84	Fayetteville, Ark.	W	12-4
5/5/84	Tulsa, Okla.	L	9-8
5/5/84	Tulsa, Okla.	W	3-1
5/9/85	Fayetteville, Ark.	W	6-4
5/10/85	Fayetteville, Ark.	W	5-1
5/11/85	Fayetteville, Ark.	W	9-5
5/8/86	Fayetteville, Ark.	W	7-5
5/9/86	Tulsa, Okla.	W	15-6
5/12/86	Tulsa, Okla.	W	9-8 (12)
5/7/87	Fayetteville, Ark.	W	14-4
5/8/87	Fayetteville, Ark.	W	17-5
5/10/87	Tulsa, Okla.	L	10-2
5/15/88	Fayetteville, Ark.	W	18-7
5/16/88	Tulsa, Okla.	L	11-3
4/23/90	Fayetteville, Ark.	W	10-3
2/21/91	Fayetteville, Ark.	W	2-1
3/25/92	Fayetteville, Ark.	L	5-3
3/31/93	Fayetteville, Ark.	W	13-5
4/20/93	Tulsa, Okla.	W	16-1
3/30/94	Tulsa, Okla.	L	8-7
3/31/94	Fayetteville, Ark.	W	7-4
4/12/94	Tulsa, Okla.	L	3-1
4/20/94	Fayetteville, Ark.	L	12-2
3/21/95	Tulsa, Okla.	W	7-0
4/4/95	Tulsa, Okla.	W	8-2 (11)
4/25/95	Tulsa, Okla.	L	5-0
4/26/95	Fayetteville, Ark.	W	9-1
2/20/96	Fayetteville, Ark.	W	19-7
4/2/96	Tulsa, Okla.	W	3-2
4/10/96	Tulsa, Okla.	L	8-7 (10)

4/24/96	Fayetteville, Ark.	W	18-5
4/22/97	Tulsa, Okla.	W	11-6
4/23/97	Fayetteville, Ark.	W	15-5
4/15/98	Fayetteville, Ark.	W	19-7
4/22/98	Tulsa, Okla.	W	8-5
4/14/99	Tulsa, Okla.	W	15-6
4/21/99	Fayetteville, Ark.	L	12-5
4/11/00	Tulsa, Okla.	W	5-4
4/18/00	Fayetteville, Ark.	L	8-4
4/17/01	Tulsa, Okla.	W	4-2
5/1/01	Fayetteville, Ark.	W	10-0
4/16/02	Tulsa, Okla.	W	14-0
4/30/02	Fayetteville, Ark.	W	6-3
6/1/02	Wichita, Kan.+	W	7-6
6/2/02	Wichita, Kan.+	W	11-6
4/1/03	Fayetteville, Ark.	W	9-3
4/15/03	Tulsa, Okla.	W	8-2
4/13/04	Fayetteville, Ark.	L	6-4
4/27/04	Tulsa, Okla.	W	8-4
4/12/05	Tulsa, Okla.	W	15-8
4/26/05	Fayetteville, Ark.	W	5-2
5/2/06	Tulsa, Okla.	L	5-4
6/2/06	Fayetteville, Ark.+	L	4-3 (11)
3/13/07	Fayetteville, Ark.	W	10-2
3/27/07	Tulsa, Okla.	L	5-3
4/8/08	Fayetteville, Ark.	L	9-4
4/15/08	Tulsa, Okla.	L	12-2
4/21/09	Tulsa, Okla.	W	9-6
5/12/09	Fayetteville, Ark.	W	3-2
4/20/10	Fayetteville, Ark.	W	9-5
4/19/11	Tulsa, Okla.	W	6-5
4/24/12	Fayetteville, Ark.	W	6-1
5/29/15	Stillwater, Okla.+	W	8-6
6/2/17	Fayetteville, Ark.+	W	3-0
6/4/17	Fayetteville, Ark.+	W	4-3
6/1/18	Fayetteville, Ark.+	W	10-2
4/9/19	Fayetteville, Ark.	W	15-8
3/12/24	Fayetteville, Ark.	W	4-2
3/18/25	Fayetteville, Ark.	W	4-1
3/19/25	Fayetteville, Ark.	W	16-0 (7)

## OREGON STATE

Overall Series Record: 4-3  
Record at Neutral Sites: 4-3

DATE	SITE	W/L	SCORE
5/22/86	Stillwater, Okla.+	W	4-3
5/24/86	Stillwater, Okla.+	L	1-0
3/17/95	San Jose, Calif.	W	5-4
6/26/18	Omaha, Neb.+	W	4-1
6/27/18	Omaha, Neb.+	L	5-3
6/28/18	Omaha, Neb.+	L	5-0
2/23/24	Arlington, Texas	W	5-4

## PACIFIC

Overall Series Record: 0-1  
Record at Neutral Sites: 0-1

DATE	SITE	W/L	SCORE
3/3/13	Surprise, Ariz.	L	4-3

## PACIFIC LUTHERAN

Overall Series Record: 1-0  
Record at Neutral Sites: 1-0

DATE	SITE	W/L	SCORE
3/15/92	Seattle, Wash.	W	8-1

## PENN STATE

Overall Series Record: 1-0  
Record at Neutral Sites: 1-0

DATE	SITE	W/L	SCORE
3/1/89	Lakeland, Fla.	W	2-1

## PEPPERDINE

Overall Series Record: 1-1  
Record at Neutral Sites: 1-1

DATE	SITE	W/L	SCORE
6/1/79	Omaha, Neb.+	W	5-4
5/30/08	Palo Alto, Calif.+	L	4-3

## PITTSBURG STATE

Overall Series Record: 15-0  
Record in Fayetteville, Ark.: 11-0  
Record in Pittsburg, Kan.: 4-0

DATE	SITE	W/L	SCORE
4/7/62	Fayetteville, Ark.	W	5-1
4/7/62	Fayetteville, Ark.	W	11-3
4/30/63	Pittsburg, Kan.	W	9-4
4/30/63	Pittsburg, Kan.	W	2-1
1967	Fayetteville, Ark.	W	8-1
1967	Fayetteville, Ark.	W	6-2
4/27/68	Pittsburg, Kan.	W	8-4
4/27/68	Pittsburg, Kan.	W	3-0
4/17/71	Fayetteville, Ark.	W	6-0
4/17/71	Fayetteville, Ark.	W	11-1
4/11/72	Fayetteville, Ark.	W	5-0
4/11/72	Fayetteville, Ark.	W	9-0
3/5/96	Fayetteville, Ark.	W	10-5
2/18/98	Fayetteville, Ark.	W	13-4
4/17/02	Fayetteville, Ark.	W	5-1

## POE MOTOR

Overall Series Record: 1-0  
Record in Little Rock, Ark.: 1-0

DATE	SITE	W/L	SCORE
5/11/49	Little Rock, Ark.	W	4-0

## PORTLAND

Overall Series Record: 3-0  
Record in Fayetteville, Ark.: 3-0

DATE	SITE	W/L	SCORE
3/7/25	Fayetteville, Ark.	W	20-3 (7)
3/8/25	Fayetteville, Ark.	W	10-0 (7)
3/9/25	Fayetteville, Ark.	W	5-3

## PRAIRIE GROVE

Overall Series Record: 1-0  
Record in Fayetteville, Ark.: 1-0

DATE	SITE	W/L	SCORE
5/14/51	Fayetteville, Ark.	W	9-7 (10)

## PRINCETON

Overall Series Record: 1-0  
Record in Fayetteville, Ark.: 1-0

DATE	SITE	W/L	SCORE
6/3/06	Fayetteville, Ark.+	W	6-2

## RHODE ISLAND

Overall Series Record: 2-1  
Record in Fayetteville, Ark.: 2-1

DATE	SITE	W/L	SCORE
3/10/17	Fayetteville, Ark.	W	5-2
3/10/17	Fayetteville, Ark.	W	3-2
3/12/17	Fayetteville, Ark.	L	3-0

## RICE

Overall Series Record: 42-18-1  
Record in Fayetteville, Ark.: 23-4-1  
Record in Houston, Texas: 16-11  
Record at Neutral Sites: 3-3

DATE	SITE	W/L	SCORE
4/2/71	Edinburg, Texas	L	5-2
4/3/71	Edinburg, Texas	L	4-3
4/6/74	Fayetteville, Ark.	L	6-5



## II SERIES HISTORY

4/6/74	Fayetteville, Ark.	W	6-3
4/6/74	Fayetteville, Ark.	W	9-7
4/4/75	Houston, Texas	W	5-0
4/5/75	Houston, Texas	L	5-1
4/5/75	Houston, Texas	L	9-0
4/16/76	Fayetteville, Ark.	W	4-1
4/17/76	Fayetteville, Ark.	W	4-1
4/17/76	Fayetteville, Ark.	W	1-0
4/15/77	Houston, Texas	L	8-3
4/16/77	Houston, Texas	W	7-1
4/16/77	Houston, Texas	W	9-4
3/10/78	Fayetteville, Ark.	W	6-0
3/11/78	Fayetteville, Ark.	W	1-0
3/11/78	Fayetteville, Ark.	W	6-0
3/9/79	Houston, Texas	W	6-3
3/10/79	Houston, Texas	W	7-2
3/10/79	Houston, Texas	W	12-3
4/11/80	Fayetteville, Ark.	W	14-6
4/12/80	Fayetteville, Ark.	W	5-2
4/12/80	Fayetteville, Ark.	L	9-8
3/27/81	Houston, Texas	W	3-2
3/28/81	Houston, Texas	L	5-4
3/28/81	Houston, Texas	L	4-3
5/16/81	Austin, Texas!	W	5-4
3/26/82	Fayetteville, Ark.	T	4-4 (11)
3/27/82	Fayetteville, Ark.	W	2-1
3/27/82	Fayetteville, Ark.	W	17-2
3/28/82	Fayetteville, Ark.	W	6-1
3/19/83	Houston, Texas	L	6-1
3/19/83	Houston, Texas	L	3-2 (12)
3/20/83	Houston, Texas	W	7-4 (10)
3/25/84	Fayetteville, Ark.	W	5-3
3/25/84	Fayetteville, Ark.	W	6-3
3/26/84	Fayetteville, Ark.	L	7-2
5/12/84	Austin, Texas!	L	8-1
3/17/85	Houston, Texas	W	8-4
3/17/85	Houston, Texas	L	13-2
3/15/86	Fayetteville, Ark.	W	6-0
3/15/86	Fayetteville, Ark.	W	10-5
3/15/86	Fayetteville, Ark.	W	15-7
4/24/87	Houston, Texas	W	4-3
4/25/87	Houston, Texas	W	5-1
4/25/87	Houston, Texas	W	3-0
5/13/88	Fayetteville, Ark.	W	6-1
5/14/88	Fayetteville, Ark.	W	10-1
5/14/88	Fayetteville, Ark.	W	9-8
4/21/89	Houston, Texas	W	10-2
4/22/89	Houston, Texas	L	3-1
4/22/89	Houston, Texas	W	8-4
4/20/90	Fayetteville, Ark.	W	9-1
4/21/90	Fayetteville, Ark.	L	2-1 (11)
4/21/90	Fayetteville, Ark.	W	6-5
5/17/90	Austin, Texas!	W	7-5
3/8/91	Houston, Texas	L	4-3
3/9/91	Houston, Texas	W	8-4
3/9/91	Houston, Texas	L	9-8
6/2/12	Houston, Texas+	W	1-0
2/26/16	Houston, Texas	W	5-2

### ROCKHURST

Overall Series Record: 2-0  
Record in Fayetteville, Ark.: 2-0

DATE	SITE	W/L	SCORE
5/13/55	Fayetteville, Ark.	W	7-3
5/14/55	Fayetteville, Ark.	W	6-1

### SAINT LOUIS

Overall Series Record: 9-0  
Record in Fayetteville, Ark.: 8-0  
Record in St. Louis, Mo.: 1-0

DATE	SITE	W/L	SCORE
3/10/87	Fayetteville, Ark.	W	20-10
3/11/87	Fayetteville, Ark.	W	9-0
3/11/87	Fayetteville, Ark.	W	15-5
3/3/90	Fayetteville, Ark.	W	14-4
3/3/90	Fayetteville, Ark.	W	10-7
3/7/00	Fayetteville, Ark.	W	7-4

3/8/00	Fayetteville, Ark.	W	14-4
3/20/02	St. Louis, Mo.	W	6-4
4/7/10	Fayetteville, Ark.	W	32-8

### SAM HOUSTON STATE

Overall Series Record: 2-0  
Record at Neutral Sites: 2-0

DATE	SITE	W/L	SCORE
6/1/12	Houston, Texas+	W	5-4
6/3/12	Houston, Texas+	W	5-1

### SAN DIEGO

Overall Series Record: 0-1  
Record in San Diego, Calif.: 0-1

DATE	SITE	W/L	SCORE
2/25/18	San Diego, Calif.	L	7-6

### SAN DIEGO STATE

Overall Series Record: 9-1  
Record in Fayetteville, Ark: 4-0  
Record in San Diego, Calif.: 4-1  
Record at Neutral Sites: 1-0

DATE	SITE	W/L	SCORE
3/3/01	Minneapolis, Minn.	W	6-4
3/10/11	San Diego, Calif.	W	12-4
3/11/11	San Diego, Calif.	W	11-6
3/12/11	San Diego, Calif.	L	3-2
3/13/11	San Diego, Calif.	W	5-2
3/7/13	Fayetteville, Ark.	W	2-0
3/8/13	Fayetteville, Ark.	W	4-3
3/9/13	Fayetteville, Ark.	W	8-2
3/9/13	Fayetteville, Ark.	W	4-1
2/24/18	San Diego, Calif.	W	5-2

### SAN FRANCISCO

Overall Series Record: 0-1  
Record at Neutral Sites: 0-1

DATE	SITE	W/L	SCORE
3/7/14	Berkeley, Calif.	L	2-1

### SAN JOSE STATE

Overall Series Record: 4-0  
Record in Fayetteville, Ark.: 2-0  
Record in San Jose, Calif.: 2-0

DATE	SITE	W/L	SCORE
3/18/95	San Jose, Calif.	W	12-8
3/19/95	San Jose, Calif.	W	7-4
4/9/24	Fayetteville, Ark.	W	5-1
4/10/24	Fayetteville, Ark.	W	8-2

### SANTA CLARA

Overall Series Record: 3-0  
Record in Fayetteville, Ark: 2-0  
Record at Neutral Sites: 1-0

DATE	SITE	W/L	SCORE
3/17/95	San Jose, Calif.	W	10-3
6/2/23	Fayetteville, Ark.+	W	13-6
6/4/23	Fayetteville, Ark.+	W	6-4

### SCHOOL OF THE OZARKS

Overall Series Record: 9-2  
Record in Fayetteville, Ark.: 8-2  
Record in Neutral Sites: 1-0

DATE	SITE	W/L	SCORE
4/22/47	Fayetteville, Ark.	L	10-7
5/1/47	Clarksville, Ark.	W	11-5
3/23/84	Fayetteville, Ark.	W	6-2
3/19/85	Fayetteville, Ark.	W	4-3
3/19/85	Fayetteville, Ark.	W	6-0
4/20/87	Fayetteville, Ark.	W	12-1
3/22/89	Fayetteville, Ark.	W	14-5
3/22/89	Fayetteville, Ark.	W	10-0

4/4/90	Fayetteville, Ark.	L	5-1
2/19/91	Fayetteville, Ark.	W	15-5
3/26/92	Fayetteville, Ark.	W	13-3

### SIENA

Overall Series Record: 3-0  
Record in Fayetteville, Ark.: 3-0

DATE	SITE	W/L	SCORE
3/7/08	Fayetteville, Ark.	W	14-5
3/8/08	Fayetteville, Ark.	W	17-2
3/9/08	Fayetteville, Ark.	W	10-4

### SOUTH ALABAMA

Overall Series Record: 5-3  
Record in Fayetteville, Ark.: 3-3  
Record in Mobile, Ala.: 2-0

DATE	SITE	W/L	SCORE
2/12/06	Mobile, Ala.	W	8-7
2/28/14	Fayetteville, Ark.	W	2-1
3/1/14	Fayetteville, Ark.	L	2-1
3/1/14	Fayetteville, Ark.	L	5-3
2/21/15	Mobile, Ala.	W	7-0
3/6/20	Fayetteville, Ark.	L	13-6
3/7/20	Fayetteville, Ark.	W	15-2
3/8/20	Fayetteville, Ark.	W	5-3

### SOUTH CAROLINA

Overall Series Record: 51-38  
Record in Fayetteville, Ark.: 27-13  
Record in Columbia, S.C.: 18-18  
Record at Neutral Sites: 6-7

DATE	SITE	W/L	SCORE
5/31/85	Omaha, Neb.+	W	1-0
3/28/92	Fayetteville, Ark.	W	8-3
3/28/92	Fayetteville, Ark.	W	7-2
3/29/92	Fayetteville, Ark.	L	20-11
5/13/92	New Orleans, La.!	W	8-6
5/15/92	New Orleans, La.!	L	9-5
4/3/93	Columbia, S.C.	L	18-11
4/3/93	Columbia, S.C.	L	8-1
4/4/93	Columbia, S.C.	L	5-3
3/29/96	Fayetteville, Ark.	W	8-1
3/30/96	Fayetteville, Ark.	W	2-1
3/31/96	Fayetteville, Ark.	L	13-2
3/28/97	Columbia, S.C.	W	11-8
3/29/97	Columbia, S.C.	L	14-9
3/30/97	Columbia, S.C.	W	30-7
3/6/98	Fayetteville, Ark.	W	11-1
3/8/98	Fayetteville, Ark.	W	17-16
5/14/99	Columbia, S.C.	W	8-2
5/15/99	Columbia, S.C.	L	16-6
5/16/99	Columbia, S.C.	W	13-5
5/5/00	Fayetteville, Ark.	L	8-2
5/6/00	Fayetteville, Ark.	W	11-10
5/7/00	Fayetteville, Ark.	W	9-3
3/9/01	Columbia, S.C.	L	16-5
3/10/01	Columbia, S.C.	L	7-4
3/11/01	Columbia, S.C.	L	9-3
4/5/02	Fayetteville, Ark.	W	7-4
4/6/02	Fayetteville, Ark.	W	8-7 (15)
5/22/02	Hoover, Ala.!	L	10-1
5/24/02	Hoover, Ala.!	L	4-1
3/14/03	Columbia, S.C.	L	7-2
3/16/03	Columbia, S.C.	W	2-1
3/16/03	Columbia, S.C.	W	4-1
3/26/04	Fayetteville, Ark.	W	5-3
3/27/04	Fayetteville, Ark.	W	5-4
3/28/04	Fayetteville, Ark.	L	10-2
5/29/04	Hoover, Ala.!	L	3-2
3/18/05	Columbia, S.C.	W	9-1
3/19/05	Columbia, S.C.	L	12-3
3/20/05	Columbia, S.C.	W	5-3
5/24/07	Hoover, Ala.!	W	6-0
5/26/07	Hoover, Ala.!	W	3-2
5/9/08	Fayetteville, Ark.	W	12-11
5/10/08	Fayetteville, Ark.	W	6-3





5/11/08	Fayetteville, Ark.	W	4-2
4/3/09	Columbia, S.C.	W	6-4
4/4/09	Columbia, S.C.	L	9-1
4/5/09	Columbia, S.C.	W	7-4
5/14/10	Fayetteville, Ark.	L	3-2
5/15/10	Fayetteville, Ark.	L	5-0
5/16/10	Fayetteville, Ark.	L	5-3
5/13/11	Columbia, S.C.	W	6-2
5/14/11	Columbia, S.C.	L	6-5
5/15/11	Columbia, S.C.	L	7-1
5/4/12	Fayetteville, Ark.	L	8-6 (10)
5/5/12	Fayetteville, Ark.	W	7-6
5/6/12	Fayetteville, Ark.	L	10-7
6/18/12	Omaha, Neb.+	W	2-1
6/21/12	Omaha, Neb.+	L	2-0
6/22/12	Omaha, Neb.+	L	3-2
3/22/13	Columbia, S.C.	W	15-3
3/23/13	Columbia, S.C.	W	4-2
3/24/13	Columbia, S.C.	W	5-3 (11)
4/4/14	Fayetteville, Ark.	L	2-1
4/4/14	Fayetteville, Ark.	W	4-1
4/5/14	Fayetteville, Ark.	W	7-0
3/18/16	Columbia, S.C.	L	10-6
3/19/16	Columbia, S.C.	L	6-2
3/20/16	Columbia, S.C.	L	8-6
4/12/18	Fayetteville, Ark.	L	3-2
4/14/18	Fayetteville, Ark.	W	2-0
4/14/18	Fayetteville, Ark.	W	3-0
5/23/18	Hoover, Ala.!	W	13-8
6/9/18	Fayetteville, Ark.+	W	9-3
6/10/18	Fayetteville, Ark.+	L	8-5
6/11/18	Fayetteville, Ark.+	W	14-4
4/22/21	Columbia, S.C.	W	6-1
4/23/21	Columbia, S.C.	L	6-2
4/23/21	Columbia, S.C.	W	5-1
5/12/23	Fayetteville, Ark.	W	4-1
5/13/23	Fayetteville, Ark.	L	3-1
5/14/23	Fayetteville, Ark.	W	5-1
4/19/24	Columbia, S.C.	W	2-1
4/20/24	Columbia, S.C.	L	6-3
4/20/24	Columbia, S.C.	W	9-6
5/22/24	Hoover, Ala.!	L	6-5
3/21/25	Fayetteville, Ark.	W	12-2 (7)
3/22/25	Fayetteville, Ark.	W	12-3
3/23/25	Fayetteville, Ark.	W	11-4

## SOUTH DAKOTA

Overall Series Record: 6-0  
Record in Fayetteville, Ala.: 6-0

DATE	SITE	W/L	SCORE
4/13/79	Fayetteville, Ark.	W	4-0
4/13/79	Fayetteville, Ark.	W	7-0
4/14/79	Fayetteville, Ark.	W	7-1
4/14/79	Fayetteville, Ark.	W	8-1
3/9/82	Fayetteville, Ark.	W	12-4
3/9/82	Fayetteville, Ark.	W	10-0

## SOUTH DAKOTA STATE

Overall Series Record: 3-1  
Record in Fayetteville, Ark.: 3-1

DATE	SITE	W/L	SCORE
3/5/08	Fayetteville, Ark.	W	13-1
3/5/08	Fayetteville, Ark.	W	20-4
3/9/10	Fayetteville, Ark.	L	3-2
3/10/10	Fayetteville, Ark.	W	21-2

## SOUTHEAST MISSOURI STATE

Overall Series Record: 12-6  
Record in Fayetteville, Ark.: 12-6

DATE	SITE	W/L	SCORE
4/12/95	Fayetteville, Ark.	W	10-6
3/26/96	Fayetteville, Ark.	W	8-3
2/11/00	Fayetteville, Ark.	W	4-3
2/12/00	Fayetteville, Ark.	W	3-1
2/13/00	Fayetteville, Ark.	L	8-7
5/14/02	Fayetteville, Ark.	L	5-1

5/15/02	Fayetteville, Ark.	L	5-4
5/3/11	Fayetteville, Ark.	W	10-0
5/4/11	Fayetteville, Ark.	L	5-6
3/17/15	Fayetteville, Ark.	W	4-3
3/18/15	Fayetteville, Ark.	L	12-11
2/25/21	Fayetteville, Ark.	W	6-5 (10)
2/26/21	Fayetteville, Ark.	W	7-3
2/27/21	Fayetteville, Ark.	W	9-3
2/28/21	Fayetteville, Ark.	W	11-4 (5)
3/21/23	Fayetteville, Ark.	W	12-2 (7)
5/31/24	Fayetteville, Ark.+	W	17-9
6/2/24	Fayetteville, Ark.+	L	6-3

## SOUTHEASTERN LOUISIANA

Overall Series Record: 2-1  
Record in Fayetteville, Ark.: 2-1

DATE	SITE	W/L	SCORE
3/4/22	Fayetteville, Ark.	L	7-3
3/5/22	Fayetteville, Ark.	W	4-2
3/5/22	Fayetteville, Ark.	W	11-1 (8)

## SOUTHEASTERN OKLAHOMA STATE

Overall Series Record: 8-0  
Record in Fayetteville, Ark.: 8-0

DATE	SITE	W/L	SCORE
4/24/56	Fayetteville, Ark.	W	2-1
4/24/56	Fayetteville, Ark.	W	4-1 (7)
3/5/85	Fayetteville, Ark.	W	15-6
4/28/87	Fayetteville, Ark.	W	14-10
4/25/88	Fayetteville, Ark.	W	10-5
4/26/88	Fayetteville, Ark.	W	15-13
4/9/89	Fayetteville, Ark.	W	11-1
3/4/94	Fayetteville, Ark.	W	13-6

## SOUTHERN ILLINOIS

Overall Series Record: 3-6  
Record in Fayetteville, Ark.: 3-6

DATE	SITE	W/L	SCORE
5/5/66	Fayetteville, Ark.	L	7-0
3/4/79	Fayetteville, Ark.	L	3-2
3/4/79	Fayetteville, Ark.	L	18-5
3/9/80	Fayetteville, Ark.	W	6-5
3/9/80	Fayetteville, Ark.	L	8-4
3/2/82	Fayetteville, Ark.	L	3-0
3/2/82	Fayetteville, Ark.	W	2-1
3/1/83	Fayetteville, Ark.	L	7-3
3/1/83	Fayetteville, Ark.	W	6-2

## SIU-EDWARDSVILLE

Overall Series Record: 1-1  
Record in Fayetteville, Ark.: 1-1

DATE	SITE	W/L	SCORE
3/29/76	Fayetteville, Ark.	L	5-2
3/29/76	Fayetteville, Ark.	W	7-3

## SMU

Overall Series Record: 21-5  
Record in Fayetteville, Ark.: 9-0  
Record in Dallas, Texas: 12-5

DATE	SITE	W/L	SCORE
4/24/48	Dallas, Texas	L	3-1
4/24/48	Dallas, Texas	W	4-1
4/4/61	Dallas, Texas	L	7-1
4/5/61	Dallas, Texas	W	11-7
4/22/69	Dallas, Texas	L	8-3
1973	Dallas, Texas	W	3-1
1973	Dallas, Texas	W	4-3
3/15/74	Fayetteville, Ark.	W	4-2
3/16/74	Fayetteville, Ark.	W	11-3
3/16/74	Fayetteville, Ark.	W	6-2
1975	Dallas, Texas	W	4-1
3/26/76	Dallas, Texas	W	17-2
3/27/76	Dallas, Texas	W	10-1
3/27/76	Dallas, Texas	W	2-1

3/25/77	Fayetteville, Ark.	W	1-0
3/26/77	Fayetteville, Ark.	W	4-1
3/26/77	Fayetteville, Ark.	W	3-1
3/31/78	Dallas, Texas	W	5-2
4/1/78	Dallas, Texas	W	9-2
4/1/78	Dallas, Texas	W	6-4
3/30/79	Fayetteville, Ark.	W	3-1
3/31/79	Fayetteville, Ark.	W	3-1
3/31/79	Fayetteville, Ark.	W	9-2
2/29/80	Dallas, Texas	W	2-0
3/1/80	Dallas, Texas	L	2-1
3/1/80	Dallas, Texas	L	9-1

## SOUTHERN MISS

Overall Series Record: 5-10  
Record in Fayetteville, Ark.: 3-1  
Record in Hattiesburg, Miss.: 2-9

DATE	SITE	W/L	SCORE
4/10/58	Hattiesburg, Miss.	L	6-3 (7)
4/10/58	Hattiesburg, Miss.	L	4-3 (7)
4/12/63	Hattiesburg, Miss.	L	5-4
4/13/63	Hattiesburg, Miss.	L	4-0
4/16/65	Hattiesburg, Miss.	L	4-1
4/17/65	Hattiesburg, Miss.	L	15-9
4/13/66	Hattiesburg, Miss.	L	13-0
4/14/66	Hattiesburg, Miss.	L	19-0
3/11/94	Fayetteville, Ark.	W	4-2
3/12/94	Fayetteville, Ark.	W	16-9
3/13/94	Fayetteville, Ark.	L	9-8 (10)
3/10/95	Hattiesburg, Miss.	W	10-1
3/11/95	Hattiesburg, Miss.	L	4-3 (12)
3/12/95	Hattiesburg, Miss.	W	8-2
6/2/18	Fayetteville, Ark.+	W	10-2

## SOUTHWEST BAPTIST

Overall Series Record: 18-0  
Record in Fayetteville, Ark.: 18-0

DATE	SITE	W/L	SCORE
3/13/76	Fayetteville, Ark.	W	9-1
3/13/76	Fayetteville, Ark.	W	6-1
3/5/79	Fayetteville, Ark.	W	5-0
3/5/79	Fayetteville, Ark.	W	9-2
3/12/80	Fayetteville, Ark.	W	10-3
3/12/80	Fayetteville, Ark.	W	11-1
3/17/81	Fayetteville, Ark.	W	20-9
3/17/81	Fayetteville, Ark.	W	8-3
2/26/83	Fayetteville, Ark.	W	10-1
2/26/83	Fayetteville, Ark.	W	8-2
3/21/84	Fayetteville, Ark.	W	21-0
3/21/84	Fayetteville, Ark.	W	33-4
4/18/88	Fayetteville, Ark.	W	16-3
3/21/89	Fayetteville, Ark.	W	12-1
2/22/93	Fayetteville, Ark.	W	21-5
2/22/94	Fayetteville, Ark.	W	15-6
2/21/95	Fayetteville, Ark.	W	10-1
2/23/98	Fayetteville, Ark.	W	20-2

## SOUTHWEST KANSAS

Overall Series Record: 2-0  
Record in Fayetteville, Ark.: 2-0

DATE	SITE	W/L	SCORE
4/26/48	Fayetteville, Ark.	W	16-10
4/27/48	Fayetteville, Ark.	W	14-2

## SOUTHWESTERN OKLAHOMA STATE

Overall Series Record: 1-1  
Record in Fayetteville, Ark.: 1-1

DATE	SITE	W/L	SCORE
4/6/72	Fayetteville, Ark.	L	6-2
3/1/77	Fayetteville, Ark.	W	2-0



## II SERIES HISTORY

### STANFORD

Overall Series Record: 2-4  
Record in Palo Alto, Calif.: 0-1  
Record at Neutral Sites: 2-3

DATE	SITE	W/L	SCORE
6/6/85	Omaha, Neb.+	W	10-4
5/24/86	Stillwater, Okla.+	L	1-0
5/27/95	Wichita, Kan.+	L	10-3
5/31/08	Palo Alto, Calif.+	L	5-1
2/27/22	Round Rock, Texas	L	5-0
6/18/22	Omaha, Neb.+	W	17-2

### ST. CLOUD STATE

Overall Series Record: 2-0-1  
Record in Fayetteville, Ark.: 2-0-1

DATE	SITE	W/L	SCORE
1971	Fayetteville, Ark.	W	8-7
3/20/72	Fayetteville, Ark.	W	9-6
3/19/73	Fayetteville, Ark.	T	17-17

### ST. EDWARDS

Overall Series Record: 1-1  
Record in Austin, Texas: 0-1  
Record at Neutral Sites: 1-0

DATE	SITE	W/L	SCORE
3/31/67	San Antonio, Texas	W	8-6
1970	Austin, Texas	L	8-7

### ST. JOHN'S

Overall Series Record: 4-0  
Record in Fayetteville, Ark.: 3-0  
Record at Neutral Sites: 1-0

DATE	SITE	W/L	SCORE
2/20/04	Fayetteville, Ark.	W	14-7
2/21/04	Fayetteville, Ark.	W	6-5
2/22/04	Fayetteville, Ark.	W	14-3
5/31/15	Stillwater, Okla.+	W	4-3

### ST. MARY'S (TEXAS)

Overall Series Record: 2-2  
Record in San Antonio, Texas: 2-2

DATE	SITE	W/L	SCORE
3/25/68	San Antonio, Texas	W	3-2
1970	San Antonio, Texas	W	8-1
3/26/70	San Antonio, Texas	L	1-0
3/29/71	San Antonio, Texas	L	4-2

### ST. OLAF

Overall Series Record: 2-0  
Record in Fayetteville, Texas: 2-0

DATE	SITE	W/L	SCORE
3/27/73	Fayetteville, Ark.	W	4-0
3/27/89	Fayetteville, Ark.	W	11-3

### STEPHEN F. AUSTIN

Overall Series Record: 7-0  
Record in Fayetteville, Ark.: 6-0  
Record at Neutral Sites: 1-0

DATE	SITE	W/L	SCORE
3/13/89	Fayetteville, Ark.	W	9-1
2/18/06	Edinburg, Texas	W	15-7
4/17/12	Fayetteville, Ark.	W	8-3
4/17/12	Fayetteville, Ark.	W	4-3
4/15/14	Fayetteville, Ark.	W	7-2
4/14/15	Fayetteville, Ark.	W	8-2
4/15/15	Fayetteville, Ark.	W	15-3

### STONY BROOK

Overall Series Record: 3-0  
Record in Fayetteville, Ark.: 3-0

DATE	SITE	W/L	SCORE
3/1/19	Fayetteville, Ark.	W	3-1
3/1/19	Fayetteville, Ark.	W	4-3
3/2/19	Fayetteville, Ark.	W	15-7

### TENNESSEE

Overall Series Record: 46-29  
Record in Fayetteville, Ark.: 26-11  
Record in Knoxville, Tenn.: 16-17  
Record at Neutral Sites: 4-1

DATE	SITE	W/L	SCORE
3/14/92	Seattle, Wash.	W	1-0
3/25/94	Fayetteville, Ark.	L	8-4
3/26/94	Fayetteville, Ark.	L	12-11 (10)
3/27/94	Fayetteville, Ark.	W	17-11
3/24/95	Knoxville, Tenn.	L	7-0
3/25/95	Knoxville, Tenn.	L	5-4 (12)
3/26/95	Knoxville, Tenn.	L	5-4
3/9/96	Fayetteville, Ark.	L	9-3
3/9/96	Fayetteville, Ark.	L	4-3
3/10/96	Fayetteville, Ark.	W	15-3
3/7/97	Knoxville, Tenn.	L	5-3
3/8/97	Knoxville, Tenn.	L	13-10
3/9/97	Knoxville, Tenn.	L	13-12
4/17/98	Knoxville, Tenn.	W	11-8
3/26/99	Fayetteville, Ark.	W	10-6
3/27/99	Fayetteville, Ark.	W	7-3
3/28/99	Fayetteville, Ark.	W	13-12
3/10/00	Knoxville, Tenn.	W	10-5
3/11/00	Knoxville, Tenn.	W	14-5
3/12/00	Knoxville, Tenn.	L	14-0
4/20/01	Knoxville, Tenn.	L	8-7
4/21/01	Knoxville, Tenn.	L	6-3
4/22/01	Knoxville, Tenn.	W	14-1
4/19/02	Fayetteville, Ark.	L	14-9
4/20/02	Fayetteville, Ark.	W	7-6 (12)
4/21/02	Fayetteville, Ark.	W	9-2
5/9/03	Knoxville, Tenn.	L	1-0 (12)
5/10/03	Knoxville, Tenn.	L	8-1
5/11/03	Knoxville, Tenn.	L	4-3 (11)
4/30/04	Fayetteville, Ark.	L	9-3
5/1/04	Fayetteville, Ark.	W	4-1
5/2/04	Fayetteville, Ark.	W	5-3
5/26/04	Hoover, Ala.!	L	8-6
5/28/04	Hoover, Ala.!	W	4-1
4/15/05	Knoxville, Tenn.	W	4-1
4/16/05	Knoxville, Tenn.	L	8-2
4/17/05	Knoxville, Tenn.	L	4-3
3/31/06	Fayetteville, Ark.	W	6-1
4/1/06	Fayetteville, Ark.	L	11-6
4/2/06	Fayetteville, Ark.	W	13-11
3/30/07	Knoxville, Tenn.	W	6-2
3/31/07	Knoxville, Tenn.	W	4-3
4/1/07	Knoxville, Tenn.	W	11-7
4/18/08	Fayetteville, Ark.	W	5-4
4/19/08	Fayetteville, Ark.	W	5-4 (10)
4/20/08	Fayetteville, Ark.	L	7-6 (10)
4/24/09	Knoxville, Tenn.	W	9-3
4/25/09	Knoxville, Tenn.	L	5-4
4/26/09	Knoxville, Tenn.	W	15-8
5/17/12	Knoxville, Tenn.	W	8-0
5/18/12	Knoxville, Tenn.	W	10-3
5/19/12	Knoxville, Tenn.	W	8-2
5/10/13	Fayetteville, Ark.	L	8-3
5/11/13	Fayetteville, Ark.	W	11-1
5/12/13	Fayetteville, Ark.	W	10-2
5/8/15	Fayetteville, Ark.	L	5-4
5/10/15	Fayetteville, Ark.	W	5-2
5/19/15	Hoover, Ala.!	W	2-1
5/4/17	Knoxville, Tenn.	L	5-4
5/6/17	Knoxville, Tenn.	W	2-0
4/26/19	Fayetteville, Ark.	W	11-9
4/27/19	Fayetteville, Ark.	W	15-3
4/28/19	Fayetteville, Ark.	W	4-3 (10)

5/14/21	Knoxville, Tenn.	W	6-5
5/15/21	Knoxville, Tenn.	L	8-7
5/16/21	Knoxville, Tenn.	W	3-2
5/30/21	Hoover, Ala.!	W	7-2
4/14/23	Fayetteville, Ark.	W	5-2
4/15/23	Fayetteville, Ark.	W	6-3
4/16/23	Fayetteville, Ark.	W	7-2
5/15/25	Fayetteville, Ark.	L	10-7
5/16/25	Fayetteville, Ark.	W	8-6
5/17/25	Fayetteville, Ark.	W	8-4
6/7/25	Fayetteville, Ark.+	W	4-3
6/8/25	Fayetteville, Ark.+	W	11-4

### TEXAS

Overall Series Record: 37-56  
Record in Fayetteville, Ark.: 17-15  
Record in Austin, Texas: 14-29  
Record at Neutral Sites: 6-12

DATE	SITE	W/L	SCORE
3/29/74	Fayetteville, Ark.	L	19-4
3/30/74	Fayetteville, Ark.	L	3-2
3/30/74	Fayetteville, Ark.	W	8-5
3/29/75	Austin, Texas	L	6-1
3/29/75	Austin, Texas	L	5-1
3/29/75	Austin, Texas	L	3-2
4/23/76	Austin, Texas	L	10-1
4/24/76	Austin, Texas	L	6-3
4/24/76	Austin, Texas	W	5-2
4/22/77	Fayetteville, Ark.	L	5-1
4/23/77	Fayetteville, Ark.	L	7-1
4/23/77	Fayetteville, Ark.	W	1-0
5/14/77	Austin, Texas!	L	8-1
3/3/78	Austin, Texas	W	5-4
3/4/78	Austin, Texas	W	2-1
3/4/78	Austin, Texas	L	8-3
3/2/79	Fayetteville, Ark.	W	2-0
3/3/79	Fayetteville, Ark.	L	3-2
3/3/79	Fayetteville, Ark.	L	1-0
5/13/79	Austin, Texas!	L	6-2
5/14/79	Austin, Texas!	L	12-6
6/5/79	Omaha, Neb.+	W	9-4
4/4/80	Austin, Texas	W	2-1
4/5/80	Austin, Texas	L	15-3
4/5/80	Austin, Texas	W	8-6
5/8/80	College Station, Texas!	L	6-4
5/9/80	College Station, Texas!	W	8-7
5/10/80	College Station, Texas!	L	9-4
4/3/81	Fayetteville, Ark.	W	7-0
4/4/81	Fayetteville, Ark.	L	5-4
4/4/81	Fayetteville, Ark.	L	8-6
5/18/81	Austin, Texas!	L	11-1
4/2/82	Austin, Texas	W	8-1
4/3/82	Austin, Texas	L	11-5
4/3/82	Austin, Texas	L	5-2
5/15/82	College Station, Texas!	L	8-0
3/27/83	Little Rock, Ark.	L	9-4
3/27/83	Little Rock, Ark.	L	6-1
3/27/83	Little Rock, Ark.	L	11-9
5/14/83	Austin, Texas!	L	9-2
5/15/83	Austin, Texas!	W	5-4
5/16/83	Austin, Texas!	L	14-0
3/30/84	Austin, Texas	L	5-2
3/31/84	Austin, Texas	L	7-5
3/31/84	Austin, Texas	W	13-4
5/11/84	Austin, Texas!	L	8-1
3/22/85	Fayetteville, Ark.	W	5-4
3/23/85	Fayetteville, Ark.	W	2-1
3/23/85	Fayetteville, Ark.	L	13-3
5/18/85	Fayetteville, Ark.!	W	9-5
5/19/85	Fayetteville, Ark.!	W	10-6
6/8/85	Omaha, Neb.+	L	8-7
3/21/86	Austin, Texas	L	8-0
3/22/86	Austin, Texas	W	3-0
3/22/86	Austin, Texas	L	12-3
5/1/87	Fayetteville, Ark.	L	9-5
5/2/87	Fayetteville, Ark.	W	9-3
5/2/87	Fayetteville, Ark.	L	4-1
5/17/87	Austin, Texas!	L	10-3



5/18/87	Austin, Texas!	L	3-2
5/30/87	Omaha, Neb.+	L	13-6
5/7/88	Austin, Texas	W	5-0
5/8/88	Austin, Texas	L	8-1
5/8/88	Austin, Texas	L	15-2
5/20/88	Fayetteville, Ark.!	L	7-1
4/28/89	Fayetteville, Ark.	L	5-4
4/29/89	Fayetteville, Ark.	W	8-4
4/29/89	Fayetteville, Ark.	W	14-7
5/18/89	College Station, Texas!	L	8-3
5/20/89	College Station, Texas!	L	9-1
4/27/90	Austin, Texas	W	13-11
4/28/90	Austin, Texas	L	4-3
4/28/90	Austin, Texas	W	6-5
5/18/90	Austin, Texas!	L	11-4
5/3/91	Fayetteville, Ark.	L	4-2
5/4/91	Fayetteville, Ark.	L	3-2
5/4/91	Fayetteville, Ark.	W	4-2
6/18/04	Omaha, Neb.+	L	13-2
6/4/05	Austin, Texas+	W	9-2
6/5/05	Austin, Texas+	L	19-8
6/6/05	Austin, Texas+	L	5-2
3/4/12	Houston, Texas	W	7-3
3/13/18	Fayetteville, Ark.	W	13-4
3/14/18	Fayetteville, Ark.	W	7-5
6/17/18	Omaha, Neb.+	W	11-5
3/19/19	Austin, Texas	W	11-4
3/20/19	Austin, Texas	L	7-6
2/29/20	Houston, Texas	L	8-7
4/21/21	Arlington, Texas	W	4-0
2/17/23	Arlington, Texas	W	3-2
5/1/25	Fayetteville, Ark.	W	9-0
5/2/25	Fayetteville, Ark.	W	6-1
5/3/25	Fayetteville, Ark.	W	13-8

## TEXAS A&M

Overall Series Record: 52-51

Record in Fayetteville, Ark.: 25-23

Record in College Station, Texas: 23-25

Record at Neutral Sites: 4-3

DATE	SITE	W/L	SCORE
3/22/74	College Station, Texas	L	5-2
3/23/74	College Station, Texas	L	15-1
3/23/74	College Station, Texas	L	15-0
3/21/75	Fayetteville, Ark.	W	4-1
3/22/75	Fayetteville, Ark.	L	3-2
3/22/75	Fayetteville, Ark.	L	5-0
4/30/76	Fayetteville, Ark.	L	7-6
5/1/76	Fayetteville, Ark.	L	3-1
5/1/76	Fayetteville, Ark.	L	7-5
2/25/77	College Station, Texas	L	6-0
2/26/77	College Station, Texas	L	4-3
2/26/77	College Station, Texas	L	4-0
5/13/77	Austin, Texas!	L	5-2
4/28/78	Fayetteville, Ark.	L	6-1
4/29/78	Fayetteville, Ark.	L	5-0
4/29/78	Fayetteville, Ark.	W	6-5
5/13/78	Austin, Texas!	L	5-0
4/27/79	College Station, Texas	L	6-0
4/28/79	College Station, Texas	W	2-0 (11)
4/28/79	College Station, Texas	W	9-1
5/14/79	Austin, Texas!	W	6-2
3/28/80	Fayetteville, Ark.	W	4-2
3/28/80	Fayetteville, Ark.	L	8-5
5/7/80	College Station, Texas!	W	19-10
4/10/81	College Station, Texas	W	4-0
4/11/81	College Station, Texas	L	9-2
4/11/81	College Station, Texas	W	19-6
4/9/82	Fayetteville, Ark.	W	6-5
4/10/82	Fayetteville, Ark.	L	5-2
4/10/82	Fayetteville, Ark.	W	16-9
4/1/83	College Station, Texas	W	10-8
4/2/83	College Station, Texas	W	3-0
4/2/83	College Station, Texas	W	10-9
4/6/84	Fayetteville, Ark.	L	10-8
4/7/84	Fayetteville, Ark.	W	1-0
4/7/84	Fayetteville, Ark.	W	4-0
3/29/85	College Station, Texas	L	6-2

3/31/85	College Station, Texas	W	6-4
3/31/85	College Station, Texas	W	15-4
3/28/86	Fayetteville, Ark.	L	6-0
3/29/86	Fayetteville, Ark.	W	10-0
3/29/86	Fayetteville, Ark.	L	5-2
5/16/86	College Station, Texas!	L	4-0
3/20/87	College Station, Texas	W	17-10
3/21/87	College Station, Texas	W	8-2
3/21/87	College Station, Texas	W	7-3
5/15/87	Austin, Texas!	W	4-3
3/25/88	Fayetteville, Ark.	W	5-0
3/26/88	Fayetteville, Ark.	L	6-1
3/26/88	Fayetteville, Ark.	L	8-6
5/19/88	Fayetteville, Ark.!	L	4-3
5/5/89	College Station, Texas	W	11-9 (16)
5/6/89	College Station, Texas	L	3-2
5/7/89	College Station, Texas	L	9-0
5/5/90	Fayetteville, Ark.	L	4-3
5/5/90	Fayetteville, Ark.	W	6-2
5/6/90	Fayetteville, Ark.	W	13-4
3/22/91	College Station, Texas	L	9-3
3/23/91	College Station, Texas	L	2-0
3/23/91	College Station, Texas	W	7-4
2/27/04	College Station, Texas	L	7-5
2/28/04	College Station, Texas	W	6-4
2/29/04	College Station, Texas	L	9-7
3/1/08	College Station, Texas	L	15-7
4/19/13	Fayetteville, Ark.	L	5-3
4/20/13	Fayetteville, Ark.	W	12-2
4/21/13	Fayetteville, Ark.	W	2-1
5/9/14	Fayetteville, Ark.	W	3-2
5/10/14	Fayetteville, Ark.	W	7-3
5/11/14	Fayetteville, Ark.	L	6-5 (10)
5/20/14	Hoover, Ala.!	W	4-0
4/18/15	College Station, Texas	L	13-6
4/18/15	College Station, Texas	W	9-8
4/19/15	College Station, Texas	W	8-2
4/30/16	Fayetteville, Ark.	W	9-5
4/30/16	Fayetteville, Ark.	L	11-8
5/1/16	Fayetteville, Ark.	L	6-2
5/18/17	College Station, Texas	W	6-4 (10)
5/19/17	College Station, Texas	L	5-2
5/20/17	College Station, Texas	W	8-0
5/11/18	Fayetteville, Ark.	W	9-3
5/12/18	Fayetteville, Ark.	W	3-1
5/13/18	Fayetteville, Ark.	W	6-3
5/16/19	College Station, Texas	W	7-3
5/17/19	College Station, Texas	L	6-2
5/18/19	College Station, Texas	L	6-1
4/17/21	Fayetteville, Ark.	W	13-0
4/17/21	Fayetteville, Ark.	W	2-1 (10)
4/18/21	Fayetteville, Ark.	L	11-10
4/22/22	College Station, Texas	L	2-1
4/23/22	College Station, Texas	W	3-1
4/24/22	College Station, Texas	L	11-10
4/27/23	Fayetteville, Ark.	W	7-5
4/28/23	Fayetteville, Ark.	W	10-4
4/29/23	Fayetteville, Ark.	W	8-7
5/24/23	Hoover, Ala.!	W	6-5 (11)
5/27/23	Hoover, Ala.!	L	5-4
5/16/24	College Station, Texas	L	1-0 (11)
5/17/24	College Station, Texas	W	6-3
5/18/24	College Station, Texas	L	14-4 (7)
4/17/25	Fayetteville, Ark.	L	7-4
4/18/25	Fayetteville, Ark.	W	11-5
4/18/25	Fayetteville, Ark.	L	9-2

## TCU

Overall Series Record: 49-22

Record in Fayetteville, Ark.: 27-4

Record in Fort Worth, Texas: 19-17

Record at Neutral Sites: 3-1

DATE	SITE	W/L	SCORE
4/3/61	Fort Worth, Texas	W	7-4
3/22/66	Fort Worth, Texas	L	9-3
4/21/69	Fort Worth, Texas	L	14-13
4/12/74	Fort Worth, Texas	L	8-2
4/13/74	Fort Worth, Texas	L	6-5

4/13/74	Fort Worth, Texas	L	5-3
4/11/75	Fort Worth, Texas	L	9-8
4/12/75	Fort Worth, Texas	L	13-1
4/12/75	Fort Worth, Texas	L	4-2
4/2/76	Fayetteville, Ark.	W	7-5
4/3/76	Fayetteville, Ark.	L	6-5
4/3/76	Fayetteville, Ark.	W	7-6
4/1/77	Fort Worth, Texas	L	5-2
4/2/77	Fort Worth, Texas	W	3-0
4/2/77	Fort Worth, Texas	W	6-5
3/24/78	Fayetteville, Ark.	W	6-3
3/25/78	Fayetteville, Ark.	W	4-3
3/25/78	Fayetteville, Ark.	W	7-2
3/23/79	Fort Worth, Texas	W	7-1
3/24/79	Fort Worth, Texas	W	10-1
3/24/79	Fort Worth, Texas	W	9-4
4/25/80	Fayetteville, Ark.	W	5-1
4/26/80	Fayetteville, Ark.	W	3-2
4/26/80	Fayetteville, Ark.	W	18-17
3/13/81	Fort Worth, Texas	W	4-1
3/14/81	Fort Worth, Texas	L	6-5
3/14/81	Fort Worth, Texas	L	6-5
3/13/82	Fayetteville, Ark.	W	3-1
3/13/82	Fayetteville, Ark.	W	2-1
3/13/82	Fayetteville, Ark.	W	8-4
4/23/83	Fort Worth, Texas	W	4-3
4/23/83	Fort Worth, Texas	W	10-5
4/24/83	Fort Worth, Texas	W	9-3
4/28/84	Fayetteville, Ark.	W	6-5
4/28/84	Fayetteville, Ark.	W	8-5
4/29/84	Fayetteville, Ark.	W	6-5 (10)
4/19/85	Fort Worth, Texas	W	19-7
4/20/85	Fort Worth, Texas	L	4-3
4/20/85	Fort Worth, Texas	W	12-6
4/18/86	Fayetteville, Ark.	W	13-3
4/20/86	Fayetteville, Ark.	W	7-6
4/20/86	Fayetteville, Ark.	W	6-5 (10)
4/10/87	Fort Worth, Texas	W	9-7
4/11/87	Fort Worth, Texas	L	7-6
4/11/87	Fort Worth, Texas	W	13-7
4/15/88	Fayetteville, Ark.	W	3-2
4/16/88	Fayetteville, Ark.	L	3-1
4/16/88	Fayetteville, Ark.	W	3-2
4/7/89	Fort Worth, Texas	W	5-4
4/8/89	Fort Worth, Texas	W	8-6
4/8/89	Fort Worth, Texas	W	11-3
4/6/90	Fayetteville, Ark.	W	10-3
4/7/90	Fayetteville, Ark.	W	4-3
4/7/90	Fayetteville, Ark.	W	7-3
4/12/91	Fort Worth, Texas	L	4-1
4/13/91	Fort Worth, Texas	W	12-2
4/14/91	Fort Worth, Texas	W	12-6
2/11/94	Fort Worth, Texas	L	7-3
2/12/94	Fort Worth, Texas	L	21-4
2/13/94	Fort Worth, Texas	L	6-4 (13)
3/4/95	Fayetteville, Ark.	W	9-7
3/5/95	Fayetteville, Ark.	W	8-4
3/5/95	Fayetteville, Ark.	W	3-2
2/17/06	Edinburg, Texas	W	5-2
6/1/19	Fayetteville, Ark.+	W	3-1
6/2/19	Fayetteville, Ark.+	W	6-0
2/22/21	Arlington, Texas	W	4-1
2/18/23	Arlington, Texas	L	18-6
6/4/23	Fayetteville, Ark.+	L	20-5
6/5/23	Fayetteville, Ark.+	L	12-4
2/22/25	Arlington, Texas	W	2-1

## TEXAS LUTHERAN

Overall Series Record: 1-2

Record in Seguin, Texas: 1-1

Record at Neutral Sites: 0-1

DATE	SITE	W/L	SCORE
3/27/67	San Antonio, Texas	L	2-1
3/25/70	Seguin, Texas	L	11-5
3/31/71	Seguin, Texas	W	6-1



## II SERIES HISTORY

### TEXAS STATE

Overall Series Record: 1-0  
Record in Fayetteville, Ark.: 1-0

DATE	SITE	W/L	SCORE
4/6/11	Fayetteville, Ark.	W	6-5

### TEXAS TECH

Overall Series Record: 49-15  
Record in Fayetteville, Ark.: 24-6  
Record in Lubbock, Texas: 20-7  
Record at Neutral Sites: 5-2

DATE	SITE	W/L	SCORE
4/19/74	Fayetteville, Ark.	W	9-3
4/20/74	Fayetteville, Ark.	W	15-6
4/20/74	Fayetteville, Ark.	W	7-6
4/18/75	Lubbock, Texas	W	6-4
4/19/75	Lubbock, Texas	L	14-5
4/19/75	Lubbock, Texas	L	13-11
3/19/76	Fayetteville, Ark.	W	5-4
3/20/76	Fayetteville, Ark.	W	4-3
3/20/76	Fayetteville, Ark.	W	10-2
3/18/77	Lubbock, Texas	W	13-10
3/19/77	Lubbock, Texas	L	7-4
3/19/77	Lubbock, Texas	W	14-7
4/7/78	Fayetteville, Ark.	W	6-1
4/8/78	Fayetteville, Ark.	W	13-2
4/8/78	Fayetteville, Ark.	W	2-1
4/6/79	Lubbock, Texas	L	9-8
4/7/79	Lubbock, Texas	W	6-2
4/7/79	Lubbock, Texas	W	12-9
3/7/80	Fayetteville, Ark.	W	2-1
3/8/80	Fayetteville, Ark.	L	5-3
3/8/80	Fayetteville, Ark.	W	9-2
5/9/80	College Station, Texas!	W	6-5
4/24/81	Lubbock, Texas	W	13-4
4/25/81	Lubbock, Texas	W	8-5
4/25/81	Lubbock, Texas	L	7-5
4/23/82	Fayetteville, Ark.	W	7-6
4/24/82	Fayetteville, Ark.	L	4-3
4/24/82	Fayetteville, Ark.	L	11-8
4/16/83	Lubbock, Texas	W	7-1
4/16/83	Lubbock, Texas	W	8-7
4/17/83	Lubbock, Texas	L	9-10
4/20/84	Fayetteville, Ark.	L	8-6
4/21/84	Fayetteville, Ark.	L	9-8
4/21/84	Fayetteville, Ark.	W	9-7
4/12/85	Lubbock, Texas	W	14-4
4/13/85	Lubbock, Texas	W	14-11
4/13/85	Lubbock, Texas	W	22-5
4/11/86	Fayetteville, Ark.	W	20-3
4/12/86	Fayetteville, Ark.	W	9-4
4/12/86	Fayetteville, Ark.	W	8-3
4/3/87	Lubbock, Texas	W	2-0
4/4/87	Lubbock, Texas	W	8-6
4/4/87	Lubbock, Texas	W	9-0
4/8/88	Fayetteville, Ark.	W	7-6 (10)
4/9/88	Fayetteville, Ark.	L	11-8
4/9/88	Fayetteville, Ark.	W	5-4
3/31/89	Lubbock, Texas	W	12-0
4/1/89	Lubbock, Texas	W	3-2
4/1/89	Lubbock, Texas	W	6-5
3/30/90	Fayetteville, Ark.	W	6-5
3/31/90	Fayetteville, Ark.	W	7-6
3/31/90	Fayetteville, Ark.	W	12-4
4/5/91	Lubbock, Texas	L	4-1
4/6/91	Lubbock, Texas	W	18-10
4/6/91	Lubbock, Texas	W	6-2
5/28/95	Wichita, Kan.+	L	14-10
3/2/12	Houston, Texas	W	3-1
2/28/16	Houston, Texas	W	10-6
4/24/18	Fayetteville, Ark.	W	5-1
6/20/18	Omaha, Neb.+	W	7-4
6/17/19	Omaha, Neb.+	L	5-4
2/20/21	Arlington, Texas	W	13-9
4/16/24	Fayetteville, Ark.	W	9-8
4/17/24	Fayetteville, Ark.	W	5-4

### TEXAS WESLEYAN

Overall Series Record: 6-1  
Record in Fayetteville, Ark.: 6-1

DATE	SITE	W/L	SCORE
2/18/83	Fayetteville, Ark.	W	8-7
2/19/83	Fayetteville, Ark.	L	2-0
2/19/83	Fayetteville, Ark.	W	11-5
2/17/84	Fayetteville, Ark.	W	6-2
2/18/84	Fayetteville, Ark.	W	9-8
2/18/84	Fayetteville, Ark.	W	13-5
3/23/88	Fayetteville, Ark.	W	13-5

### TEXAS-PAN AMERICAN

Overall Series Record: 5-15  
Record in Fayetteville, Ark.: 1-0  
Record in Edinburg, Texas: 4-11  
Record at Neutral Sites: 0-4

DATE	SITE	W/L	SCORE
3/28/67	San Antonio, Texas	L	4-0
3/29/67	San Antonio, Texas	L	10-4
3/29/67	San Antonio, Texas	L	2-1
3/28/68	Edinburg, Texas	L	7-2
3/29/68	Edinburg, Texas	L	10-5
3/23/70	Edinburg, Texas	L	8-6
3/28/70	Edinburg, Texas	W	4-3
4/1/71	Edinburg, Texas	L	10-0
4/1/71	Edinburg, Texas	L	5-0
5/28/73	Arlington, Texas+	L	4-2
2/15/80	Edinburg, Texas	W	9-3
2/15/80	Edinburg, Texas	L	2-0
2/16/80	Edinburg, Texas	L	3-1
2/16/80	Edinburg, Texas	L	5-0
2/17/80	Edinburg, Texas	W	4-2
2/17/80	Edinburg, Texas	L	3-2
3/6/04	Edinburg, Texas	L	4-1
3/7/04	Edinburg, Texas	L	11-4
5/11/04	Fayetteville, Ark.	W	13-2
2/19/06	Edinburg, Texas	W	13-2

### TRINITY

Overall Series Record: 2-2  
Record in San Antonio, Texas: 2-1  
Record at Neutral Sites: 0-1

DATE	SITE	W/L	SCORE
4/1/67	San Antonio, Texas	W	11-9
3/30/68	San Antonio, Texas	L	19-7
3/29/71	San Antonio, Texas	W	3-2
5/27/73	Arlington, Texas+	L	6-0

### TROY

Overall Series Record: 5-1  
Record in Fayetteville, Ark.: 3-0  
Record in Troy, Ala.: 2-1

DATE	SITE	W/L	SCORE
2/9/07	Troy, Ala.	W	13-1
2/10/07	Troy, Ala.	L	13-8
2/11/07	Troy, Ala.	W	16-2
2/26/10	Fayetteville, Ark.	W	10-1
2/27/10	Fayetteville, Ark.	W	10-8
2/28/10	Fayetteville, Ark.	W	7-6

### TRUMAN STATE

Overall Series Record: 2-0  
Record in Fayetteville, Ark.: 1-0  
Record at Neutral Sites: 1-0

DATE	SITE	W/L	SCORE
1970	San Antonio, Texas	W	10-5
3/4/85	Fayetteville, Ark.	W	18-8

### TULANE

Overall Series Record: 2-1  
Record in New Orleans, La.: 1-1  
Record at Neutral Sites: 1-0

DATE	SITE	W/L	SCORE
2/24/86	New Orleans, La.	L	3-0
2/27/98	New Orleans, La.	W	9-0
3/8/14	Berkeley, Calif.	W	4-0

### TULSA

Overall Series Record: 43-41  
Record in Fayetteville, Ark.: 26-16  
Record in Tulsa, Okla.: 17-25

DATE	SITE	W/L	SCORE
5/12/48	Tulsa, Okla.	W	6-4 (7)
4/19/49	Fayetteville, Ark.	W	12-5
5/3/49	Tulsa, Okla.	W	10-7
4/19/50	Tulsa, Okla.	L	5-3
4/20/50	Tulsa, Okla.	W	12-4
5/1/50	Fayetteville, Ark.	W	4-0
5/2/50	Fayetteville, Ark.	W	9-8
4/25/51	Fayetteville, Ark.	W	14-2
4/26/51	Fayetteville, Ark.	W	15-14
4/18/52	Tulsa, Okla.	W	10-8
4/24/52	Fayetteville, Ark.	W	8-3
4/24/52	Fayetteville, Ark.	L	6-0 (7)
4/25/52	Fayetteville, Ark.	W	3-1
4/15/53	Tulsa, Okla.	L	18-6
4/15/53	Tulsa, Okla.	L	9-2
4/16/53	Tulsa, Okla.	L	10-9
4/24/53	Fayetteville, Ark.	L	4-2
4/25/53	Fayetteville, Ark.	W	7-4
4/25/53	Fayetteville, Ark.	L	11-3 (7)
4/23/54	Tulsa, Okla.	L	8-4
4/24/54	Tulsa, Okla.	W	10-4
4/24/54	Tulsa, Okla.	L	12-11
4/26/54	Fayetteville, Ark.	W	21-16
4/27/54	Fayetteville, Ark.	L	10-1 (7)
4/27/54	Fayetteville, Ark.	L	7-5 (7)
4/14/55	Tulsa, Okla.	L	3-2 (7)
4/14/55	Tulsa, Okla.	W	10-8 (7)
4/25/55	Fayetteville, Ark.	L	15-11
4/26/55	Fayetteville, Ark.	L	4-2
4/6/56	Tulsa, Okla.	L	4-3
4/7/56	Tulsa, Okla.	W	12-10
4/16/56	Fayetteville, Ark.	W	16-11
4/17/56	Fayetteville, Ark.	W	13-12 (11)
4/5/57	Tulsa, Okla.	W	15-9
4/6/57	Tulsa, Okla.	W	13-12
3/26/58	Tulsa, Okla.	W	10-9
3/26/58	Tulsa, Okla.	L	4-3 (7)
4/19/58	Fayetteville, Ark.	L	11-7
4/19/58	Fayetteville, Ark.	W	8-4
4/10/59	Fayetteville, Ark.	W	5-2
4/10/59	Fayetteville, Ark.	L	8-1
4/17/59	Tulsa, Okla.	L	5-1
4/17/59	Tulsa, Okla.	L	6-5
3/28/61	Tulsa, Okla.	W	9-6
3/28/61	Tulsa, Okla.	L	8-2
4/25/61	Fayetteville, Ark.	W	12-2
4/25/61	Fayetteville, Ark.	W	12-3
4/23/63	Fayetteville, Ark.	W	3-1
4/23/63	Fayetteville, Ark.	W	9-4
4/10/64	Fayetteville, Ark.	W	9-4
4/10/64	Fayetteville, Ark.	L	6-4
4/24/64	Tulsa, Okla.	W	18-9
4/24/64	Tulsa, Okla.	W	16-5
4/27/65	Tulsa, Okla.	L	5-4
4/27/65	Tulsa, Okla.	W	7-1
4/19/66	Tulsa, Okla.	L	12-6
4/19/66	Tulsa, Okla.	L	14-4
4/11/70	Tulsa, Okla.	L	8-7
3/3/71	Tulsa, Okla.	L	4-3
3/3/71	Tulsa, Okla.	L	18-2
1972	Fayetteville, Ark.	L	15-3
1972	Fayetteville, Ark.	L	4-3
3/30/72	Tulsa, Okla.	L	3-2





4/1/72	Tulsa, Okla.	L	3-0
4/2/72	Tulsa, Okla.	L	5-3
3/18/73	Tulsa, Okla.	L	10-0
4/24/73	Fayetteville, Ark.	W	2-0
4/24/73	Fayetteville, Ark.	L	7-2
3/15/76	Fayetteville, Ark.	W	1-0
3/15/76	Fayetteville, Ark.	W	1-0
3/15/77	Tulsa, Okla.	L	2-1
3/15/77	Tulsa, Okla.	L	6-4
4/19/77	Fayetteville, Ark.	L	6-3
4/19/77	Fayetteville, Ark.	L	6-1
2/25/78	Fayetteville, Ark.	W	9-4
2/25/78	Fayetteville, Ark.	L	10-0
4/25/78	Tulsa, Okla.	W	8-6
5/3/78	Tulsa, Okla.	L	3-2
3/6/79	Fayetteville, Ark.	W	4-1
3/6/79	Fayetteville, Ark.	W	8-1
2/23/80	Fayetteville, Ark.	W	10-0
2/23/80	Fayetteville, Ark.	W	12-0
4/15/80	Tulsa, Okla.	W	8-3
4/15/80	Tulsa, Okla.	W	17-6

## UAPB

Overall Series Record: 7-0  
Record in Fayetteville, Ark.: 6-0  
Record at Neutral Sites: 1-0

DATE	SITE	W/L	SCORE
4/16/19	Fayetteville, Ark.	W	16-4 (7)
4/13/21	Fayetteville, Ark.	W	12-4
4/14/21	Fayetteville, Ark.	W	26-1 (7)
4/12/22	Fayetteville, Ark.	W	15-0 (7)
4/12/22	Fayetteville, Ark.	W	6-0 (7)
4/23/24	North Little Rock, Ark.	W	11-1 (7)
4/15/25	Fayetteville, Ark.	W	13-3 (8)

## UCA

Overall Series Record: 8-3  
Record in Fayetteville, Ark.: 7-0  
Record in Conway, Ark.: 0-3  
Record at Neutral Sites: 1-0

DATE	SITE	W/L	SCORE
5/2/47	Conway, Ark.	L	5-4
5/2/47	Conway, Ark.	L	10-9
5/3/47	Conway, Ark.	L	9-5
5/7/48	Fayetteville, Ark.	W	12-1
5/8/48	Fayetteville, Ark.	W	7-6 (10)
3/30/21	Fayetteville, Ark.	W	21-8
4/5/22	Fayetteville, Ark.	W	21-9
4/26/22	North Little Rock, Ark.	W	2-1 (10)
4/18/23	Fayetteville, Ark.	W	6-3
3/5/24	Fayetteville, Ark.	W	9-7
3/11/25	Fayetteville, Ark.	W	9-2

## UCF

Overall Series Record: 0-1  
Record at Neutral Sites.: 0-1

DATE	SITE	W/L	SCORE
2/20/15	Mobile, Ala.	L	9-5

## UCLA

Overall Series Record: 1-2  
Record in Fayetteville, Ark.: 0-2  
Record at Neutral Sites: 1-0

DATE	SITE	W/L	SCORE
4/6/99	Fayetteville, Ark.	L	6-3
4/7/99	Fayetteville, Ark.	L	5-4
6/17/25	Omaha, Neb.+	W	7-3

## UIC

Overall Series Record: 11-1  
Record in Fayetteville, Ark.: 11-1

DATE	SITE	W/L	SCORE
3/1/03	Fayetteville, Ark.	W	8-7 (11)
3/1/03	Fayetteville, Ark.	W	6-4

3/2/03	Fayetteville, Ark.	W	13-2
3/12/04	Fayetteville, Ark.	W	4-3
3/14/04	Fayetteville, Ark.	L	9-1
3/3/05	Fayetteville, Ark.	W	7-4
3/5/05	Fayetteville, Ark.	W	15-4
3/6/05	Fayetteville, Ark.	W	9-2
3/10/22	Fayetteville, Ark.	W	12-4
3/10/22	Fayetteville, Ark.	W	5-4
3/12/22	Fayetteville, Ark.	W	10-1
3/13/22	Fayetteville, Ark.	W	10-8

## ULM

Overall Series Record: 14-7  
Record in Fayetteville, Ark.: 8-1  
Record in Monroe, La.: 5-5  
Record at Neutral Sites: 1-1

DATE	SITE	W/L	SCORE
1960	Monroe, La.	W	11-8
4/20/62	Monroe, La.	L	3-2
4/21/62	Monroe, La.	W	5-4
4/23/62	Monroe, La.	W	10-7
4/23/62	Monroe, La.	W	6-1
4/1/64	Monroe, La.	L	1-0
4/2/64	Monroe, La.	L	7-5
4/20/65	Monroe, La.	L	11-10
4/20/65	Monroe, La.	L	2-1
2/9/97	Fayetteville, Ark.	W	10-6
2/13/99	Lafayette, La.	L	8-6
3/17/99	Monroe, La.	W	10-8
4/14/09	Fayetteville, Ark.	L	3-2
4/15/09	Fayetteville, Ark.	W	10-9 (10)
4/12/16	North Little Rock, Ark.	W	3-1
3/7/17	Fayetteville, Ark.	W	12-3
3/8/17	Fayetteville, Ark.	W	11-2
4/3/18	Fayetteville, Ark.	W	10-9 (10)
4/4/18	Fayetteville, Ark.	W	4-0
3/4/25	Fayetteville, Ark.	W	14-1 (7)
3/5/25	Fayetteville, Ark.	W	15-3 (7)

## UNION

Overall Series Record: 3-3  
Record in Fayetteville, Ark.: 3-1  
Record in Jackson, Tenn.: 0-2

DATE	SITE	W/L	SCORE
5/15/71	Fayetteville, Ark.	W	5-2
5/15/71	Fayetteville, Ark.	L	6-2
4/22/72	Jackson, Tenn.	L	4-2
4/22/72	Jackson, Tenn.	L	6-2
3/14/23	Fayetteville, Ark.	W	13-7
3/15/23	Fayetteville, Ark.	W	5-2

## UNLV

Overall Series Record: 3-4  
Record in Fayetteville, Ark.: 3-1  
Record in Las Vegas, Nev.: 0-3

DATE	SITE	W/L	SCORE
3/19/94	Las Vegas, Nev.	L	9-3
3/20/94	Las Vegas, Nev.	L	7-4 (11)
3/21/94	Las Vegas, Nev.	L	8-7
4/8/14	Fayetteville, Ark.	L	10-7
4/9/14	Fayetteville, Ark.	W	9-2
3/14/23	Fayetteville, Ark.	W	13-7
3/15/23	Fayetteville, Ark.	W	5-2

## UPPER IOWA

Overall Series Record: 2-1  
Record in Fayetteville, Ark.: 2-1

DATE	SITE	W/L	SCORE
4/5/69	Fayetteville, Ark.	L	12-5
4/5/69	Fayetteville, Ark.	W	7-4
4/5/69	Fayetteville, Ark.	W	4-1

## USC

Overall Series Record: 4-3  
Record in Fayetteville, Ark.: 2-1  
Record in Los Angeles, Calif.: 2-1  
Record at Neutral Sites: 0-1

DATE	SITE	W/L	SCORE
5/24/96	Lubbock, Texas+	L	15-5
3/2/18	Fayetteville, Ark.	W	4-0
3/3/18	Fayetteville, Ark.	L	3-1
3/4/18	Fayetteville, Ark.	W	7-6 (8)
2/21/19	Los Angeles, Calif.	W	6-3
2/22/19	Los Angeles, Calif.	W	8-6
2/23/19	Los Angeles, Calif.	L	6-4 (10)

## UT ARLINGTON

Overall Series Record: 7-1  
Record in Arlington, Texas: 4-1  
Record at Neutral Sites: 3-0

DATE	SITE	W/L	SCORE
2/16/97	Arlington, Texas	W	11-1
2/19/00	Arlington, Texas	L	8-5
2/17/02	Arlington, Texas	W	7-1
2/13/05	Arlington, Texas	W	2-1
2/13/05	Arlington, Texas	W	4-1 (12)
3/1/06	Honolulu, Hawaii	W	12-4
3/3/06	Honolulu, Hawaii	W	5-3
3/4/06	Honolulu, Hawaii	W	7-1

## UT MARTIN

Overall Series Record: 1-0  
Record in Fayetteville, Ark.: 1-0

DATE	SITE	W/L	SCORE
5/17/11	Fayetteville, Ark.	W	6-2

## UTAH

Overall Series Record: 3-0  
Record in Fayetteville, Ark.: 3-0

DATE	SITE	W/L	SCORE
2/25/11	Fayetteville, Ark.	W	3-2
2/26/11	Fayetteville, Ark.	W	5-4
2/27/11	Fayetteville, Ark.	W	10-1

## UTSA

Overall Series Record: 10-3  
Record in Fayetteville, Ark.: 4-1  
Record in San Antonio, Texas: 6-2

DATE	SITE	W/L	SCORE
2/10/96	San Antonio, Texas	W	9-6
2/10/96	San Antonio, Texas	W	10-7
2/11/96	San Antonio, Texas	W	18-1
2/22/97	Fayetteville, Ark.	W	8-4
2/22/97	Fayetteville, Ark.	W	13-5
2/23/97	Fayetteville, Ark.	L	7-2
2/14/98	San Antonio, Texas	W	4-1
2/15/98	San Antonio, Texas	W	10-5
2/19/99	Fayetteville, Ark.	W	12-2
2/21/99	Fayetteville, Ark.	W	5-3
2/9/01	San Antonio, Texas	L	7-6
2/10/01	San Antonio, Texas	L	4-2
2/11/01	San Antonio, Texas	W	4-1

## VALPARAISO

Overall Series Record: 3-1  
Record in Fayetteville, Ark.: 3-1

DATE	SITE	W/L	SCORE
3/3/09	Fayetteville, Ark.	W	7-3
2/24/12	Fayetteville, Ark.	W	7-3
2/25/12	Fayetteville, Ark.	W	4-3
2/26/12	Fayetteville, Ark.	L	10-9 (10)



## II SERIES HISTORY

### VANDERBILT

Overall Series Record: 38-33  
Record in Fayetteville, Ark.: 19-13  
Record in Nashville, Tenn.: 18-15  
Record at Neutral Sites: 1-5

DATE	SITE	W/L	SCORE
5/8/70	Covington, Tenn.	L	9-6
4/1/94	Nashville, Tenn.	W	6-0
4/2/94	Nashville, Tenn.	W	12-7
4/3/94	Nashville, Tenn.	W	7-5
3/31/95	Fayetteville, Ark.	W	10-7
4/1/95	Fayetteville, Ark.	W	15-5
4/2/95	Fayetteville, Ark.	L	7-6 (10)
3/15/96	Fayetteville, Ark.	L	5-2
3/16/96	Fayetteville, Ark.	W	6-3
3/17/96	Fayetteville, Ark.	W	16-11
3/14/97	Nashville, Tenn.	W	13-4
3/15/97	Nashville, Tenn.	L	13-10 (12)
3/16/97	Nashville, Tenn.	W	18-5
3/13/98	Fayetteville, Ark.	W	5-3
3/14/98	Fayetteville, Ark.	W	10-4
3/15/98	Fayetteville, Ark.	L	9-4
4/16/99	Nashville, Tenn.	L	6-5
4/17/99	Nashville, Tenn.	W	5-2
4/18/99	Nashville, Tenn.	W	10-7
3/30/02	Nashville, Tenn.	L	4-3
4/11/03	Fayetteville, Ark.	L	6-4
4/12/03	Fayetteville, Ark.	W	17-7
4/13/03	Fayetteville, Ark.	W	8-5
4/16/04	Nashville, Tenn.	W	6-3
4/17/04	Nashville, Tenn.	W	9-4
4/18/04	Nashville, Tenn.	L	14-8
4/8/05	Fayetteville, Ark.	W	6-5
4/9/05	Fayetteville, Ark.	W	5-4 (10)
4/10/05	Fayetteville, Ark.	W	3-0
4/7/06	Nashville, Tenn.	L	7-1
4/8/06	Nashville, Tenn.	W	5-3
4/9/06	Nashville, Tenn.	W	4-3
3/23/07	Fayetteville, Ark.	W	8-7 (10)
3/24/07	Fayetteville, Ark.	L	6-3
3/25/07	Fayetteville, Ark.	W	8-3
5/27/07	Hoover, Ala.!	L	7-4
3/29/08	Nashville, Tenn.	L	6-5 (12)
3/30/08	Nashville, Tenn.	L	6-2
4/10/09	Fayetteville, Ark.	L	9-0
4/11/09	Fayetteville, Ark.	L	13-6
5/23/09	Hoover, Ala.!	L	11-1 (7)
5/20/10	Nashville, Tenn.	L	4-3
5/21/10	Nashville, Tenn.	W	4-3
5/22/10	Nashville, Tenn.	W	7-5
5/26/10	Hoover, Ala.!	L	2-0
3/25/11	Fayetteville, Ark.	W	2-1
3/26/11	Fayetteville, Ark.	L	4-1
3/27/11	Fayetteville, Ark.	L	2-1
5/28/11	Hoover, Ala.!	L	3-2
4/18/14	Fayetteville, Ark.	W	6-2
4/19/14	Fayetteville, Ark.	L	2-1
4/20/14	Fayetteville, Ark.	W	3-1
3/14/15	Nashville, Tenn.	L	8-7 (12)
3/14/15	Nashville, Tenn.	L	9-1
3/15/15	Nashville, Tenn.	L	1-0
5/12/17	Fayetteville, Ark.	W	4-3
5/13/17	Fayetteville, Ark.	L	6-2
5/14/17	Fayetteville, Ark.	W	7-1
4/12/19	Nashville, Tenn.	L	3-2
4/13/19	Nashville, Tenn.	L	12-2
4/14/19	Nashville, Tenn.	W	14-12
5/27/21	Hoover, Ala.!	W	6-4
5/13/22	Fayetteville, Ark.	L	9-6 (10)
5/14/22	Fayetteville, Ark.	W	11-6
5/15/22	Fayetteville, Ark.	L	5-0 (7)
5/18/23	Nashville, Tenn.	W	8-2
5/19/23	Nashville, Tenn.	L	10-8
5/18/23	Nashville, Tenn.	L	7-6
3/28/25	Nashville, Tenn.	W	9-0
3/29/25	Nashville, Tenn.	W	6-4 (10)
3/30/25	Nashville, Tenn.	W	7-3

### VILLANOVA

Overall Series Record: 3-0  
Record in Fayetteville, Ark.: 3-0

DATE	SITE	W/L	SCORE
2/17/12	Fayetteville, Ark.	W	11-5
2/18/12	Fayetteville, Ark.	W	13-1
2/19/12	Fayetteville, Ark.	W	17-1

### VIRGINIA

Overall Series Record: 1-3  
Record in Charlottesville, Va.: 0-2  
Record at Neutral Sites: 1-1

DATE	SITE	W/L	SCORE
6/17/09	Omaha, Neb.+	W	4-3 (12)
5/31/14	Charlottesville, Va.+	L	3-0
6/1/14	Charlottesville, Va.+	L	9-2
6/13/15	Omaha, Neb.+	L	5-3

### WASHINGTON

Overall Series Record: 0-1  
Record at Neutral Sites: 0-1

DATE	SITE	W/L	SCORE
2/28/06	Honolulu, Hawaii	L	5-2

### WASHINGTON STATE

Overall Series Record: 11-3  
Record in Fayetteville, Ark.: 9-2  
Record at Neutral Sites: 2-1

DATE	SITE	W/L	SCORE
3/15/87	Fayetteville, Ark.	L	11-5
3/13/92	Seattle, Wash.	L	8-4
2/18/00	Arlington, Texas	W	1-0
2/20/09	Fayetteville, Ark.	W	4-2
2/20/09	Fayetteville, Ark.	W	7-5 (10)
2/22/09	Fayetteville, Ark.	W	4-3
5/29/09	Norman, Okla.+	W	10-3
6/5/10	Fayetteville, Ark.+	W	6-4
6/6/10	Fayetteville, Ark.+	L	10-7
6/7/10	Fayetteville, Ark.+	W	7-2
2/14/25	Fayetteville, Ark.	W	3-2 (10)
2/14/25	Fayetteville, Ark.	W	14-2 (7)
2/15/25	Fayetteville, Ark.	W	5-2
2/17/25	Fayetteville, Ark.	W	12-2 (7)

### WASHINGTON UNIVERSITY

Overall Series Record: 6-7  
Record in Fayetteville, Ark.: 5-2  
Record in St. Louis, Mo.: 1-5

DATE	SITE	W/L	SCORE
4/12/47	Fayetteville, Ark.	W	6-2
4/12/47	Fayetteville, Ark.	L	4-2
5/9/47	St. Louis, Mo.	W	6-3
5/10/47	St. Louis, Mo.	L	4-3
4/16/48	St. Louis, Mo.	L	9-5
4/17/48	St. Louis, Mo.	L	5-2
4/13/49	Fayetteville, Ark.	W	8-3 (7)
4/13/49	Fayetteville, Ark.	W	2-0 (7)
4/29/49	Fayetteville, Ark.	W	7-3
4/30/49	Fayetteville, Ark.	L	12-6
4/3/50	Fayetteville, Ark.	W	19-10
5/5/56	St. Louis, Mo.	L	4-1
5/5/56	St. Louis, Mo.	L	10-8

### WEST TEXAS STATE

Overall Series Record: 0-2  
Record at Neutral Sites: 0-2

DATE	SITE	W/L	SCORE
3/28/72	Tulsa, Okla.	L	5-4
4/1/72	Tulsa, Okla.	L	4-3

### WEST VIRGINIA

Overall Series Record: 1-0  
Record at Neutral Sites: 1-0

DATE	SITE	W/L	SCORE
5/22/87	Huntsville, Ala.+	W	7-2

### WESTERN ILLINOIS

Overall Series Record: 11-1  
Record in Fayetteville, Ark.: 11-1

DATE	SITE	W/L	SCORE
3/17/86	Fayetteville, Ark.	W	12-5
3/18/86	Fayetteville, Ark.	W	7-2
5/19/08	Fayetteville, Ark.	W	12-6
2/27/09	Fayetteville, Ark.	W	8-7 (10)
2/15/13	Fayetteville, Ark.	W	9-1
2/16/13	Fayetteville, Ark.	W	7-2
2/17/13	Fayetteville, Ark.	L	7-5
3/11/16	Fayetteville, Ark.	W	3-2
3/12/16	Fayetteville, Ark.	W	9-3
3/13/16	Fayetteville, Ark.	W	3-0
3/12/19	Fayetteville, Ark.	W	8-0
3/13/19	Fayetteville, Ark.	W	11-1 (8)

### WESTERN KENTUCKY

Overall Series Record: 2-0  
Record in Fayetteville, Ark.: 2-0

DATE	SITE	W/L	SCORE
3/14/87	Fayetteville, Ark.	W	8-3
3/15/87	Fayetteville, Ark.	W	5-2

### WESTERN MICHIGAN

Overall Series Record: 7-2  
Record in Fayetteville, Ark.: 2-0  
Record at Neutral Sites: 5-2

DATE	SITE	W/L	SCORE
2/28/81	Lakeland, Fla.	W	25-5
3/7/81	Lakeland, Fla.	W	15-11
2/26/84	Lakeland, Fla.	L	15-10
3/1/84	Lakeland, Fla.	W	13-8
3/2/84	Lakeland, Fla.	W	9-4
3/2/89	Lakeland, Fla.	L	6-2
3/4/89	Lakeland, Fla.	W	15-0
3/4/03	Fayetteville, Ark.	W	6-2
3/5/03	Fayetteville, Ark.	W	4-3

### WICHITA STATE

Overall Series Record: 23-25  
Record in Fayetteville, Ark.: 14-4  
Record in Wichita, Kan.: 8-18  
Record at Neutral Sites: 1-3

DATE	SITE	W/L	SCORE
4/5/58	Fayetteville, Ark.	W	7-6 (7)
4/5/58	Fayetteville, Ark.	L	12-7 (7)
3/21/59	Fayetteville, Ark.	L	8-2
4/2/59	Wichita, Kan.	W	4-3
4/2/59	Wichita, Kan.	L	12-5
1960	Fayetteville, Ark.	W	7-6
1960	Fayetteville, Ark.	W	9-5
4/17/61	Wichita, Kan.	L	7-2
4/18/61	Wichita, Kan.	L	5-4
4/7/65	Wichita, Kan.	W	3-0
4/7/65	Wichita, Kan.	L	2-0
5/9/67	Wichita, Kan.	L	6-3
5/4/79	Wichita, Kan.	L	7-6
5/4/79	Wichita, Kan.	L	5-4
5/4/80	Wichita, Kan.	L	6-2
5/4/80	Wichita, Kan.	L	14-0
5/27/83	Stillwater, Okla.+	L	6-3
3/8/86	Fayetteville, Ark.	W	6-5 (10)
5/11/86	Wichita, Kan.	W	12-3
2/19/89	Fayetteville, Ark.	W	5-1
6/2/89	Omaha, Neb.+	L	3-1
6/6/89	Omaha, Neb.+	L	8-4
5/12/90	Wichita, Kan.	W	6-4



5/13/90	Wichita, Kan.	L	3-0
5/26/90	Wichita, Kan.+	L	7-6
5/11/91	Fayetteville, Ark.	W	10-1
5/12/91	Fayetteville, Ark.	W	6-5
4/7/92	Wichita, Kan.	W	5-4
4/8/92	Wichita, Kan.	L	22-4
3/30/93	Fayetteville, Ark.	W	4-3
4/5/93	Wichita, Kan.	L	9-1
4/5/95	Wichita, Kan.	L	5-1
3/13/96	Fayetteville, Ark.	W	5-0
4/29/97	Wichita, Kan.	L	9-7 (10)
4/28/98	Fayetteville, Ark.	W	16-5
5/22/98	Wichita, Kan.+	W	3-2 (11)
4/27/99	Wichita, Kan.	L	5-4 (14)
4/25/00	Wichita, Kan.	W	15-14
3/13/01	Wichita, Kan.	L	5-0
4/23/02	Fayetteville, Ark.	L	3-2
4/22/03	Wichita, Kan.	L	6-5 (10)
3/30/04	Fayetteville, Ark.	W	10-4
6/5/04	Fayetteville, Ark.+	L	4-1
6/6/04	Fayetteville, Ark.+	W	11-9
6/6/04	Fayetteville, Ark.+	W	4-3
3/28/06	Wichita, Kan.	W	4-3 (11)
4/25/07	Fayetteville, Ark.	W	10-2
6/1/13	Manhattan, Kan.+	W	3-1

#### WILLIAM CAREY

Overall Series Record: 0-1

Record in Hattiesburg, Miss.: 0-1

DATE	SITE	W/L	SCORE
1969	Hattiesburg, Miss.	L	1-0

#### WILLIAM JEWELL

Overall Series Record: 10-3

Record in Fayetteville, Ark.: 10-3

DATE	SITE	W/L	SCORE
4/8/67	Fayetteville, Ark.	W	8-5
4/8/67	Fayetteville, Ark.	L	8-2
4/30/69	Fayetteville, Ark.	W	12-1
4/30/69	Fayetteville, Ark.	L	4-0
4/8/70	Fayetteville, Ark.	W	7-2
4/8/70	Fayetteville, Ark.	L	3-2
3/10/72	Fayetteville, Ark.	W	12-4
3/11/72	Fayetteville, Ark.	W	3-2
3/14/76	Fayetteville, Ark.	W	6-4
3/10/77	Fayetteville, Ark.	W	5-1
3/10/77	Fayetteville, Ark.	W	2-0
2/23/79	Fayetteville, Ark.	W	7-1
2/23/79	Fayetteville, Ark.	W	13-2

#### WINONA STATE

Overall Series Record: 4-0

Record in Fayetteville, Ark.: 4-0

DATE	SITE	W/L	SCORE
4/18/51	Fayetteville, Ark.	W	17-5
4/19/51	Fayetteville, Ark.	W	8-5
4/7/52	Fayetteville, Ark.	W	11-2
4/8/52	Fayetteville, Ark.	W	10-0

#### WISCONSIN

Overall Series Record: 8-1

Record in Fayetteville, Ark.: 7-1

Record at Neutral Sites: 1-0

DATE	SITE	W/L	SCORE
3/25/67	San Antonio, Texas	W	5-3
3/15/80	Fayetteville, Ark.	W	9-0
3/15/80	Fayetteville, Ark.	W	3-0
3/16/80	Fayetteville, Ark.	W	9-0
3/16/80	Fayetteville, Ark.	W	9-0
3/9/90	Fayetteville, Ark.	W	8-1
3/9/90	Fayetteville, Ark.	L	6-4
3/10/90	Fayetteville, Ark.	W	9-0
3/10/90	Fayetteville, Ark.	W	16-2

#### WISCONSIN-MILWAUKEE

Overall Series Record: 9-0

Record in Fayetteville, Ark.: 9-0

DATE	SITE	W/L	SCORE
2/18/07	Fayetteville, Ark.	W	8-3
2/18/07	Fayetteville, Ark.	W	28-2
2/19/07	Fayetteville, Ark.	W	8-1
3/12/10	Fayetteville, Ark.	W	14-6
3/13/10	Fayetteville, Ark.	W	7-0
3/14/10	Fayetteville, Ark.	W	3-2 (10)
3/4/11	Fayetteville, Ark.	W	15-6
3/5/11	Fayetteville, Ark.	W	13-9
3/6/11	Fayetteville, Ark.	W	7-3

#### WISCONSIN-OSH KOSH

Overall Series Record: 9-1

Record in Fayetteville, Ark.: 9-1

DATE	SITE	W/L	SCORE
3/19/86	Fayetteville, Ark.	W	14-3
3/19/86	Fayetteville, Ark.	W	4-3
3/16/88	Fayetteville, Ark.	W	16-3
3/14/89	Fayetteville, Ark.	W	13-4
3/15/89	Fayetteville, Ark.	W	9-4
3/19/90	Fayetteville, Ark.	W	7-5
3/20/90	Fayetteville, Ark.	W	13-2
3/18/91	Fayetteville, Ark.	W	3-0
3/18/92	Fayetteville, Ark.	L	3-2
3/15/95	Fayetteville, Ark.	W	7-4

#### WRIGHT STATE

Overall Series Record: 6-0

Record in Fayetteville, Ark.: 6-0

DATE	SITE	W/L	SCORE
2/22/08	Fayetteville, Ark.	W	9-4
2/23/08	Fayetteville, Ark.	W	5-4
2/24/08	Fayetteville, Ark.	W	7-3
3/3/23	Fayetteville, Ark.	W	12-2 (8)
3/4/23	Fayetteville, Ark.	W	12-6
3/5/23	Fayetteville, Ark.	W	6-2

#### YANKTON

Overall Series Record: 5-0

Record in Fayetteville, Ark.: 5-0

DATE	SITE	W/L	SCORE
1968	Fayetteville, Ark.	W	4-3
1968	Fayetteville, Ark.	W	7-2
1968	Fayetteville, Ark.	W	4-3
4/8/69	Fayetteville, Ark.	W	5-2
4/8/69	Fayetteville, Ark.	W	6-1

! - Conference Tournament game

+ - NCAA Tournament game

Records since the 1960 season



## || ALL-TIME RESULTS

### 1947 (4-8) Deke Brackett

Date	Result	Opponent	Location
4/12	W, 6-2	Washington University	Fayetteville
4/12	L, 4-2	Washington University	Fayetteville
4/17	L, 10-2	Fort Smith Giants	Fort Smith, Ark.
4/22	L, 10-7	School of the Ozarks	Fayetteville
4/30	W, 7-5	Arkansas State	Fayetteville
5/1	W, 11-5	School of the Ozarks	Clarksville, Ark.
5/2	L, 5-4	UCA	Conway, Ark.
5/2	L, 10-9	UCA	Conway, Ark.
5/3	L, 9-5	UCA	Conway, Ark.
5/9	W, 6-3	Washington University	St. Louis, Mo.
5/10	L, 4-3	Washington University	St. Louis, Mo.
5/23	L, 3-0	Oklahoma State	Stillwater, Okla.

### 1948 (12-9) Deke Brackett


Date	Result	Opponent	Location
4/5	L, 25-8	Oklahoma State	Fayetteville
4/6	L, 5-3	Oklahoma State	Fayetteville
4/9	L, 10-9	Kansas	Lawrence, Kan.
4/10	W, 14-10	Kansas	Lawrence, Kan.
4/14	L, 9-8	Missouri	Columbia, Mo.
4/16	L, 9-5	Washington University	St. Louis, Mo.
4/17	L, 5-2	Washington University	St. Louis, Mo.
4/24	L, 3-1	SMU	Dallas, Texas
4/24	W, 4-1	SMU	Dallas, Texas
4/26	W, 16-10	Southwest Kansas	Fayetteville
4/27	W, 14-2	Southwest Kansas	Fayetteville
4/30	L, 5-3	Oklahoma State	Stillwater, Okla.
5/1	L, 17-1	Oklahoma State	Stillwater, Okla.
5/3	W, 5-3	Oklahoma City	Fayetteville
5/4	W, 10-4	Oklahoma City	Fayetteville
5/7	W, 12-1	UCA	Fayetteville
5/8	W, 7-6 (10)	UCA	Fayetteville
5/11	W, N/A	Bentonville Indep.	Bentonville, Ark.
5/12	W, 6-4 (7)	at Tulsa	Tulsa, Okla.
5/14	W, 10-0 (7)	Oklahoma City	Fayetteville
5/15	W, 8-7 (7)	Oklahoma City	Fayetteville

### 1949 (7-5) Deke Brackett

Date	Result	Opponent	Location
4/13	W, 8-3 (7)	Washington University	Fayetteville
4/13	W, 2-0 (7)	Washington University	Fayetteville
4/18	L, 13-9	Bradley	Fayetteville
4/19	W, 12-5	Tulsa	Fayetteville
4/29	W, 7-3	Washington University	Fayetteville
4/30	L, 12-6	Washington University	Fayetteville
5/3	W, 10-7	Tulsa	Tulsa, Okla.
5/7	L, 6-3	Oklahoma State	Fayetteville
5/10	L, 12-11	Fayetteville Merchants	Fayetteville
5/11	W, 4-0	Poe Motor	Little Rock, Ark.
5/16	W, 12-4	Kansas	Fayetteville
5/17	L, 8-4	Kansas	Fayetteville

### 1950 (6-6) Bill Ferrell

Date	Result	Opponent	Location
4/3	W, 19-10	Washington University	Fayetteville
4/5	W, 7-4	Missouri	Fayetteville
4/12	L, 14-3	Hot Springs Bathes	Fayetteville
4/17	L, 13-2	Oklahoma State	Stillwater, Okla.
4/18	L, 6-3	Oklahoma State	Stillwater, Okla.
4/19	L, 5-3	Tulsa	Tulsa, Okla.
4/20	W, 12-4	Tulsa	Tulsa, Okla.
5/1	W, 4-0	Tulsa	Fayetteville



Bill "Groundhog" Ferrell coached at Arkansas from 1950-65 and compiled a 139-149 overall record.

5/2	W, 9-8	Tulsa	Fayetteville
5/8	L, 10-2	Bradley	Peoria, Ill.
5/10	W, 12-9	Illinois	Champaign, Ill.
5/11	L, 6-5 (10)	Illinois State	Normal, Ill.

### 1951 (10-7) Bill Ferrell

Date	Result	Opponent	Location
3/26	W, 7-2	Omaha	Fayetteville
3/27	W, 14-8	Omaha	Fayetteville
4/4	W, 10-9	Buena Vista	Fayetteville
4/13	L, 19-4	Oklahoma State	Stillwater, Okla.
4/14	L, 4-0	Oklahoma State	Stillwater, Okla.
4/18	W, 17-5	Winona State	Fayetteville
4/19	W, 8-5	Winona State	Fayetteville
4/25	W, 14-2	Tulsa	Fayetteville
4/26	W, 15-14	Tulsa	Fayetteville
4/27	W, 15-11	Oklahoma State	Fayetteville
4/28	W, 10-4	Oklahoma State	Fayetteville
5/5	L, 12-1	Fort Leonard Wood	Fayetteville
5/5	L, 16-2 (7)	Fort Leonard Wood	Fayetteville
5/7	L, 6-0	Bradley	Peoria, Ill.
5/8	L, 9-0	Bradley	Peoria, Ill.
5/9	L, 8-0	Illinois	Champaign, Ill.
5/14	W, 9-7 (10)	Prairie Grove	Fayetteville

### 1952 (6-9) Bill Ferrell

Date	Result	Opponent	Location
4/5	L, 6-4 (7)	Oklahoma State	Fayetteville
4/5	L, 10-4 (7)	Oklahoma State	Fayetteville
4/7	W, 11-2	Winona State	Fayetteville
4/8	W, 10-0	Winona State	Fayetteville
4/14	L, 10-3	Illinois	Fayetteville
4/18	W, 10-8	Tulsa	Tulsa, Okla.
4/24	W, 8-3	Tulsa	Fayetteville
4/24	L, 6-0 (7)	Tulsa	Fayetteville
4/25	W, 3-1	Tulsa	Fayetteville
4/30	W, 1-0	Omaha	Omaha, Neb.
5/2	L, 8-4	Buena Vista	Storm Lake, Iowa
5/3	L, 17-16	Buena Vista	Storm Lake, Iowa
5/5	L, 9-3	Bradley	Peoria, Ill.
5/6	L, 5-0	Bradley	Peoria, Ill.
5/7	L, 6-2	Illinois	Champaign Ill.

### 1953 (7-11) Bill Ferrell

Date	Result	Opponent	Location
4/8	W, 9-4	Buena Vista	Fayetteville
4/13	L, 14-13	Oklahoma State	Stillwater, Okla.
4/14	L, 11-10	Oklahoma State	Stillwater, Okla.
4/15	L, 18-6	Tulsa	Tulsa, Okla.
4/15	L, 9-2	Tulsa	Tulsa, Okla.
4/16	L, 10-9	Tulsa	Tulsa, Okla.
4/22	W, 4-2	Hutchinson Elks	Fayetteville
4/24	L, 4-2	Tulsa	Fayetteville
4/25	W, 7-4	Tulsa	Fayetteville
4/25	L, 11-3 (7)	Tulsa	Fayetteville
4/27	L, 18-0	Fort Leonard Wood	Fort Leonard Wood, Mo.
4/30	W, 8-2	Northeastern State	Fayetteville
4/30	W, 9-5	Northeastern State	Fayetteville
5/2	L, 12-7	Fort Leonard Wood	Fayetteville
5/5	L, 7-3	Bradley	Peoria, Ill.
5/6	L, 9-1	Illinois	Champaign, Ill.
5/9	W, 9-0	Northeastern State	Tahlequah, Okla.
5/9	W, 8-5	Northeastern State	Tahlequah, Okla.

### 1954 (5-16) Bill Ferrell

Date	Result	Opponent	Location
4/2	W, 13-8	Bradley	Fayetteville
4/3	W, 3-2	Bradley	Fayetteville
4/5	L, 7-4	Kansas	Fayetteville
4/6	L, 9-5	Kansas	Fayetteville
4/9	L, 18-0	Missouri	Columbia, Mo.
4/10	L, 12-6	Missouri	Columbia, Mo.
4/12	L, 5-2	Kansas	Lawrence, Kan.
4/13	L, 13-4	Kansas	Lawrence, Kan.
4/20	L, 9-7	Hutchinson Elks	Fayetteville
4/21	L, 7-1	Hutchinson Elks	Fayetteville
4/23	L, 8-4	Tulsa	Tulsa, Okla.
4/24	W, 10-4	Tulsa	Tulsa, Okla.
4/24	L, 12-11	Tulsa	Tulsa, Okla.
4/26	W, 21-16	Tulsa	Fayetteville
4/27	L, 10-1 (7)	Tulsa	Fayetteville
4/27	L, 7-5 (7)	Tulsa	Fayetteville

5/4	L, 10-6 (7)	Bradley	Peoria, Ill.
5/4	W, 16-9	Bradley	Peoria, Ill.
5/5	L, 8-7	Illinois	Champaign, Ill.
5/8	L, 4-0 (7)	Northeastern State	Tahlequah, Okla.
5/8	L, 10-7	Northeastern State	Tahlequah, Okla.

### 1955 (11-11) Bill Ferrell

Date	Result	Opponent	Location
4/2	W, 6-5	Buena Vista	Fayetteville
4/4	W, 1-0	Kansas	Fayetteville
4/5	W, 9-3	Kansas	Fayetteville
4/8	L, 11-5	Missouri	Fayetteville
4/9	W, 2-1	Missouri	Fayetteville
4/14	L, 3-2 (7)	Tulsa	Tulsa, Okla.
4/14	W, 10-8 (7)	Tulsa	Tulsa, Okla.
4/15	L, 6-5	Kansas	Lawrence, Kan.
4/16	L, 4-2	Kansas	Lawrence, Kan.
4/22	L, 12-1	Oklahoma State	Fayetteville
4/23	L, 7-1	Oklahoma State	Fayetteville
4/25	L, 15-11	Tulsa	Fayetteville
4/26	L, 4-2	Tulsa	Fayetteville
4/29	W, 9-6 (10)	Oklahoma City	Fayetteville
4/30	W, 24-2	Oklahoma City	Fayetteville
5/2	L, 7-0	Bradley	Peoria, Ill.
5/3	L, 20-9	Bradley	Peoria, Ill.
5/4	L, 13-2	Illinois	Champaign, Ill.
5/7	W, 10-0 (7)	Northeastern State	Fayetteville
5/7	W, 6-3 (7)	Northeastern State	Fayetteville
5/13	W, 7-3	Rockhurst	Fayetteville
5/14	W, 6-1	Rockhurst	Fayetteville

### 1956 (14-6) Bill Ferrell

Date	Result	Opponent	Location
3/26	W, 14-4	North Dakota State	Fayetteville
3/29	W, 7-6 (7)	Illinois State	Fayetteville
3/29	W, 17-6 (7)	Illinois State	Fayetteville
3/31	W, 10-9	Buena Vista	Fayetteville
4/2	W, 6-5	Oklahoma State	Stillwater, Okla.
4/3	L, 14-2	Oklahoma State	Stillwater, Okla.
4/4	W, 9-3	Oklahoma City	Oklahoma City, Okla.
4/5	W, 6-1	Oklahoma City	Oklahoma City, Okla.
4/6	L, 4-3	Tulsa	Tulsa, Okla.
4/7	W, 12-10	Tulsa	Tulsa, Okla.
4/13	L, 2-0	Missouri	Columbia, Mo.
4/14	L, 8-2	Missouri	Columbia, Mo.
4/16	W, 16-11	Tulsa	Fayetteville
4/17	W, 13-12 (11)	Tulsa	Fayetteville
4/24	W, 2-1	SE Oklahoma State	Fayetteville
4/24	W, 4-1 (7)	SE Oklahoma State	Fayetteville
4/28	W, 3-0 (7)	Northeastern State	Fayetteville
4/28	W, 5-4 (7)	Northeastern State	Fayetteville
5/5	L, 4-1	Washington University	St. Louis, Mo.
5/5	L, 10-8	Washington University	St. Louis, Mo.

### 1957 (6-7) Bill Ferrell

Date	Result	Opponent	Location
3/29	L, 12-6	Missouri	Fayetteville
3/30	L, 9-7	Missouri	Fayetteville
4/5	W, 15-9	Tulsa	Tulsa, Okla.
4/6	W, 13-12	Tulsa	Tulsa, Okla.
4/8	L, 8-5	Oklahoma State	Stillwater, Okla.
4/9	L, 7-6	Oklahoma State	Stillwater, Okla.
4/10	L, 10-7	Buena Vista	Fayetteville
4/11	W, 14-9	Buena Vista	Fayetteville
4/15	W, 17-4	Centenary	Shreveport, La.
4/18	W, 7-0 (7)	McNeese State	Lake Charles, La.
4/18	W, 4-3 (7)	McNeese State	Lake Charles, La.
4/19	L, 11-4	Barksdale AFB	Shreveport, La.
4/20	L, 6-4	Barksdale AFB	Shreveport, La.

### 1958 (8-10) Bill Ferrell

Date	Result	Opponent	Location
3/26	W, 10-9	Tulsa	Tulsa, Okla.
3/26	L, 4-3 (7)	Tulsa	Tulsa, Okla.
4/1	L, 7-1 (7)	Oklahoma State	Fayetteville
4/1	L, 9-6 (7)	Oklahoma State	Fayetteville
4/5	W, 7-6 (7)	Wichita State	Fayetteville
4/5	L, 12-7 (7)	Wichita State	Fayetteville
4/7	W, 1-0	Mississippi State	Starkville, Miss.
4/8	W, 9-8	Mississippi State	Starkville, Miss.
4/10	L, 6-3 (7)	Southern Miss	Hattiesburg, Miss.
4/10	L, 4-3 (7)	Southern Miss	Hattiesburg, Miss.

4/11	L, 16-13	Louisiana College	Pineville, La.
4/12	W, 22-2	Louisiana College	Pineville, La.
4/19	L, 11-7	Tulsa	Fayetteville
4/19	W, 8-4	Tulsa	Fayetteville
4/25	W, 9-7	Oklahoma City	Fayetteville
4/26	W, 16-2	Oklahoma City	Fayetteville
4/29	L, 6-4	McNeese State	Fayetteville
4/29	L, 8-2	McNeese State	Fayetteville

### 1959 (6-8) Bill Ferrell

Date	Result	Opponent	Location
3/21	L, 8-2	Wichita State	Fayetteville
3/28	W, 8-7 (10)	Buena Vista	Fayetteville
3/29	W, 5-4 (10)	Emporia State	Emporia, Kan.
3/30	W, 14-13	Emporia State	Emporia, Kan.
4/2	W, 4-3	Wichita State	Wichita, Kan.
4/2	L, 12-5	Wichita State	Wichita, Kan.
4/3	L, 11-0	Missouri	Columbia, Mo.
4/4	L, 13-0	Missouri	Columbia, Mo.
4/10	W, 5-2	Tulsa	Fayetteville
4/10	L, 8-1	Tulsa	Fayetteville
4/17	L, 5-1	Tulsa	Tulsa, Okla.
4/17	L, 6-5	Tulsa	Tulsa, Okla.
4/20	L, 6-0	Centenary	Fayetteville
4/21	W, 6-5 (8)	Centenary	Fayetteville

### 1960 (14-9) Bill Ferrell

Date	Result	Opponent	Location
	W, 7-6	Wichita State	Fayetteville
	W, 9-5	Wichita State	Fayetteville
3/28	W, 11-6	Kansas	Fayetteville
3/29	W, 18-0	Kansas	Fayetteville
	W, 19-11	Emporia State	Fayetteville
	W, 11-4	Emporia State	Fayetteville
	L, 8-21	Missouri	Fayetteville
	W, 9-8	Missouri	Fayetteville
	W, 10-4	Buena Vista	Fayetteville
	L, 1-3	Buena Vista	Fayetteville
	W, 17-2	Colorado	Fayetteville
	W, 8-2	Colorado	Fayetteville
4/14	W, 8-0	Baylor	Monroe, La.
	L, 1-5	LSU	Fayetteville
	W, 4-3	Northwestern St.	Natchitoches, La.
	L, 2-3	Mississippi State	Fayetteville
	W, 11-8	Louisiana-Monroe	Monroe, La.
	L, 6-11	Loyola (La.)	New Orleans, La.
	L, 5-9	Loyola (La.)	New Orleans, La.
	W, 11-5	LSU	Baton Rouge, La.
	L, 5-12	Louisiana College	Pineville, La.
	L, 12-13	Centenary	Shreveport, La.
	L, 2-3	Centenary	Shreveport, La.

### 1961 (9-8) Bill Ferrell

Date	Result	Opponent	Location
3/27	L, 6-10	Buena Vista	Fayetteville
3/28	W, 9-6	Tulsa	Tulsa, Okla.
3/28	L, 2-8	Tulsa	Tulsa, Okla.
3/29	W, 2-0	Buena Vista	Fayetteville
4/3	W, 7-4	TCU	Fort Worth, Texas
4/4	L, 1-7	SMU	Dallas, Texas
4/5	W, 11-7	SMU	Dallas, Texas
4/6	L, 2-16	Baylor	Waco, Texas
4/6	L, 1-5	Baylor	Waco, Texas
4/7	W, 9-2	Oklahoma City	Oklahoma City, Okla.
4/14	W, 10-2	Centenary	Fayetteville
4/17	L, 2-7	Wichita State	Wichita, Kan.
4/18	L, 4-5	Wichita State	Wichita, Kan.
4/19	L, 2-4	Emporia State	Emporia, Kan.
4/20	W, 15-10	Emporia State	Chanute, Kan.
4/25	W, 12-2	Tulsa	Fayetteville
4/25	W, 12-3	Tulsa	Fayetteville

### 1962 (13-7) Bill Ferrell

Date	Result	Opponent	Location
3/26	L, 4-8	Buena Vista	Fayetteville
3/27	L, 7-8	Buena Vista	Fayetteville
3/28	W, 5-4	Buena Vista	Fayetteville
4/3	L, 7-15	Missouri	Columbia, Mo.
4/4	L, 4-10	Missouri	Columbia, Mo.
4/7	W, 5-1	Pittsburg State	Fayetteville
4/7	W, 11-3	Pittsburg State	Fayetteville
4/13	W, 6-2	Emporia State	Fayetteville



4/14	W, 12-3	Emporia State	Fayetteville
4/19	L, 0-5	Baylor	Monroe, La.
4/20	L, 2-3	Louisiana-Monroe	Monroe, La.
4/20	W, 13-8	Northwestern State	Monroe, La.
4/21	W, 5-4	Louisiana-Monroe	Monroe, La.
4/21	W, 8-4	Northwestern State	Monroe, La.
4/23	W, 10-7	Louisiana-Monroe	Monroe, La.
4/23	W, 6-1	Louisiana-Monroe	Monroe, La.
4/25	L, 2-4	Northwestern St.	Natchitoches, La.
4/26	W, 2-1	Northwestern St.	Natchitoches, La.
4/27	W, 6-2	Centenary	Shreveport, La.
4/28	W, 7-2	Centenary	Shreveport, La.

### 1963 (13-10) Bill Ferrell

Date	Result	Opponent	Location
3/25	W, 9-1	Buena Vista	Fayetteville
3/25	W, 8-7	Buena Vista	Fayetteville
3/26	W, 11-10	Buena Vista	Fayetteville
3/30	L, 6-10	Missouri	Fayetteville
3/30	W, 6-5	Missouri	Fayetteville
4/1	W, 15-7	Kansas	Lawrence, Kan.
4/2	L, 1-9	Kansas	Lawrence, Kan.
4/3	W, 12-8	Emporia State	Emporia, Kan.
4/3	L, 2-18	Emporia State	Emporia, Kan.
4/8	L, 6-7	Centenary	Fayetteville
4/9	W, 3-2	Centenary	Fayetteville
4/12	L, 4-5	Southern Miss.	Hattiesburg, Miss.
4/13	L, 0-4	Southern Miss.	Hattiesburg, Miss.
4/15	L, 5-10	LSU	Baton Rouge, La.
4/16	L, 2-10	LSU	Baton Rouge, La.
4/17	W, 7-3	Miss. College	Clinton, Miss.
4/18	L, 0-3	Miss. College	Clinton, Miss.
4/19	W, 5-2	Delta State	Cleveland, Miss.
4/20	L, 2-10	Delta State	Cleveland, Miss.
4/23	W, 3-1	Tulsa	Fayetteville
4/23	W, 9-4	Tulsa	Fayetteville
4/30	W, 9-4	Pittsburg State	Pittsburg, Kan.
4/30	W, 2-1	Pittsburg State	Pittsburg, Kan.

### 1964 (8-10) Bill Ferrell

Date	Result	Opponent	Location
3/23	L, 5-6	Buena Vista	Fayetteville
3/24	L, 13-16	Buena Vista	Fayetteville
3/27	L, 3-5	Memphis	Little Rock, Ark.
3/28	L, 6-13	Memphis	Little Rock, Ark.
3/30	L, 0-6	Memphis	Memphis, Tenn.
3/31	W, 4-0	Memphis	Memphis, Tenn.
4/1	L, 0-1	Louisiana-Monroe	Monroe, La.
4/2	L, 5-7	Louisiana-Monroe	Monroe, La.
4/3	W, 8-4	Centenary	Shreveport, La.
4/4	L, 7-8	Centenary	Shreveport, La.
4/10	W, 9-4	Tulsa	Fayetteville
4/10	L, 4-6	Tulsa	Fayetteville
4/13	W, 8-3	Emporia State	Fayetteville
4/13	L, 6-10	Emporia State	Fayetteville
4/24	W, 16-5	Tulsa	Tulsa, Okla.
4/29	W, 7-5	Central Missouri St.	Fayetteville
4/29	W, 10-9	Central Missouri St.	Fayetteville

### 1965 (3-14) Bill Ferrell

Date	Result	Opponent	Location
4/6	L, 4-8	Emporia State	Emporia, Kan.
4/7	W, 3-0	Wichita State	Wichita, Kan.
4/7	L, 0-2	Wichita State	Wichita, Kan.
4/10	L, 7-10	Centenary	Fayetteville
4/10	L, 4-8	Centenary	Fayetteville
4/13	L, 7-9	Omaha	Fayetteville
4/13	L, 3-6	Omaha	Fayetteville
4/16	L, 1-4	Southern Miss	Hattiesburg, Miss.
4/17	L, 9-15	Southern Miss	Hattiesburg, Miss.
4/20	L, 10-11	Louisiana-Monroe	Monroe, La.
4/20	L, 1-2	Louisiana-Monroe	Monroe, La.
4/21	L, 1-5	Delta State	Cleveland, Miss.
4/22	L, 7-12	Delta State	Cleveland, Miss.
4/23	L, 4-6	Memphis	Fayetteville
4/23	W, 4-2	Memphis	Fayetteville
4/27	L, 4-5	Tulsa	Tulsa, Okla.
4/27	W, 7-1	Tulsa	Tulsa, Okla.

### 1966 (4-16) Wayne Robbins

Date	Result	Opponent	Location
3/21	L, 7-13	Baylor	Waco, Texas
3/22	L, 3-9	TCU	Fort Worth, Texas
3/26	W, 7-5	SMS	Fayetteville
3/31	L, 0-3	Buena Vista	Fayetteville
4/1	W, 16-13	Buena Vista	Fayetteville
4/4	L, 3-12	Kansas State	Fayetteville
4/4	L, 2-6	Kansas State	Fayetteville
4/9	L, 8-9	Memphis	Memphis, Tenn.
4/9	L, 1-6	Memphis	Memphis, Tenn.
4/11	L, 3-9	Mississippi State	Starkville, Miss.
4/12	L, 0-18	Mississippi State	Starkville, Miss.
4/13	L, 0-13	Southern Miss	Hattiesburg, Miss.
4/14	L, 0-19	Southern Miss	Hattiesburg, Miss.
4/16	W, 4-2	Centenary	Shreveport, La.
4/16	W, 3-2	Centenary	Shreveport, La.
4/19	L, 6-12	Tulsa	Tulsa, Okla.
4/19	L, 4-14	Tulsa	Tulsa, Okla.
5/5	L, 0-7	Southern Illinois	Fayetteville

### 1967 (15-14) Wayne Robbins

Date	Result	Opponent	Location
3/21	W, 6-1	Buena Vista	Fayetteville
3/21	W, 4-3	Buena Vista	Fayetteville
3/22	L, 3-6	Buena Vista	Fayetteville
3/25	W, 5-3	Wisconsin	San Antonio, Texas
3/27	L, 1-2	Texas Lutheran	San Antonio, Texas
3/28	L, 3-13	Indiana	San Antonio, Texas
3/28	L, 0-4	Texas-Pan American	San Antonio, Texas
3/29	L, 4-10	Texas-Pan American	San Antonio, Texas
3/29	L, 1-2	Texas-Pan American	San Antonio, Texas
3/31	W, 8-6	St. Edwards	San Antonio, Texas
4/1	W, 11-9	Trinity	San Antonio, Texas
4/4	W, 4-1	SMS	Fayetteville
4/4	W, 8-7	SMS	Fayetteville
4/8	W, 8-5	William Jewell	Fayetteville
4/8	L, 2-8	William Jewell	Fayetteville
4/15	L, 1-8	Memphis	Memphis, Tenn.
4/15	W, 4-0	Memphis	Memphis, Tenn.
4/17	W, 12-9	Delta State	Cleveland, Miss.
	W, 8-1	Pittsburg State	Fayetteville
	W, 6-2	Pittsburg State	Fayetteville
4/22	L, 5-6	SMS	Springfield, Mo.
4/22	L, 3-4	SMS	Springfield, Mo.
4/29	W, 2-1	Oklahoma Baptist	Fayetteville
4/29	W, 6-0	Oklahoma Baptist	Fayetteville
5/8	L, 2-13	Kansas State	Manhattan, Kan.
5/8	L, 2-3	Kansas State	Manhattan, Kan.
5/9	L, 3-6	Wichita State	Wichita, Kan.
	W, 8-5	Emporia State	Emporia, Kan.
	L, 4-5	Emporia State	Emporia, Kan.

### 1968 (13-11) Wayne Robbins

Date	Result	Opponent	Location
3/23	L, 0-4	East Texas Baptist	Marshall, Texas
3/23	L, 1-2	East Texas Baptist	Marshall, Texas
3/25	W, 3-2	St. Mary's (Texas)	San Antonio
3/26	L, 0-1	Air Force	San Antonio
3/27	L, 4-8	Missouri	San Antonio
3/28	L, 2-7	Texas-Pan Am.	Edinburg, Texas
3/29	L, 5-10	Texas-Pan Am.	Edinburg, Texas
3/30	L, 7-19	Trinity	San Antonio, Texas
4/5	L, 12-13	Morningside	Fayetteville
4/6	W, 29-4	Morningside	Fayetteville
	W, 4-3	Yankton	Fayetteville
	W, 7-2	Yankton	Fayetteville
4/9	W, 12-3	Oklahoma City	Fayetteville
	W, 4-3	Yankton	Fayetteville
4/12	L, 11-19	Mississippi State	Starkville, Miss.
4/15	L, 4-7	Memphis	Fayetteville
4/15	W, 13-7	Memphis	Fayetteville
4/22	L, 0-12	Oklahoma Baptist	Fayetteville
4/22	W, 4-3	Oklahoma Baptist	Fayetteville
4/27	W, 8-4	Pittsburg State	Pittsburg, Kan.
4/27	W, 3-0	Pittsburg State	Pittsburg, Kan.
5/6	W, 12-9	SMS	Fayetteville
	W, 3-1	Evangel	Fayetteville
	W, 2-1	Evangel	Fayetteville

### 1969 (18-10) Wayne Robbins

Date	Result	Opponent	Location
3/22	W, 13-3	Mississippi College	Clinton, Miss.
3/24	L, 0-1	Mississippi College	Clinton, Miss.
3/25	L, 2-7	Belhaven	Jackson, Miss.
3/26	W, 4-2	Belhaven	Jackson, Miss.
3/27	W, 4-2	Belhaven	Jackson, Miss.
	L, 0-1	William Carey	Hattiesburg, Miss.
4/1	W, 16-4	Buena Vista	Fayetteville
4/1	W, 14-1	Buena Vista	Fayetteville
4/5	L, 5-12	Upper Iowa	Fayetteville
4/5	W, 7-4	Upper Iowa	Fayetteville
4/5	W, 4-1	Upper Iowa	Fayetteville
4/8	W, 5-2	Yankton	Fayetteville
4/8	W, 6-1	Yankton	Fayetteville
4/12	L, 0-6	Memphis	Memphis, Tenn.
4/12	W, 10-3	Memphis	Memphis, Tenn.
4/18	W, 5-2	Okla. Baptist	Shawnee, Okla.
4/19	W, 2-0	Oklahoma City	Oklahoma City
4/21	L, 13-14	TCU	Fort Worth, Texas
4/22	L, 3-8	SMU	Dallas, Texas
4/26	W, 10-6	Kansas State	Fayetteville
4/26	L, 4-6	Kansas State	Fayetteville
4/30	W, 12-1	William Jewell	Fayetteville
4/30	L, 0-4	William Jewell	Fayetteville
5/3	W, 3-0	Evangel	Springfield, Mo.
5/3	W, 18-0	Evangel	Springfield, Mo.
5/6	W, 3-2	SMS	Fayetteville
5/6	L, 0-2	SMS	Fayetteville

### 1970 (19-13) Norm DeBriyn

Date	Result	Opponent	Location
	W, 8-1	St. Mary's (Tx)	San Antonio
3/23	L, 6-8	Texas-Pan Am.	Edinburg, Texas
	L, 7-8	St. Edwards	Austin, Texas
	W, 10-5	NE Missouri St	San Antonio
3/25	L, 5-11	Texas Lutheran	Seguin, Texas
3/26	L, 0-1	St. Mary's (Texas)	San Antonio
3/28	L, 1-10	Minnesota	San Antonio, Texas
3/28	W, 8-7	Minnesota	San Antonio, Texas
3/28	W, 4-3	Texas-Pan Am.	Edinburg, Texas
4/4	W, 5-0	Nebraska-Kearney	Fayetteville
4/4	L, 0-4	Nebraska-Kearney	Fayetteville
4/8	W, 7-2	William Jewell	Fayetteville
4/8	L, 2-3	William Jewell	Fayetteville
4/11	L, 7-8	Tulsa	Tulsa, Okla.
4/13	W, 9-6	Oklahoma Baptist	Fayetteville
4/13	L, 4-9	Oklahoma Baptist	Fayetteville
4/15	W, 5-3	Oklahoma State	Fayetteville
4/15	W, 3-1	Oklahoma State	Fayetteville
4/18	W, 6-4	SMS	Springfield, Mo.
4/21	W, 9-4	Oklahoma City	Fayetteville
4/21	W, 9-3	Oklahoma City	Fayetteville
4/29	W, 7-0	Oral Roberts	Fayetteville
4/29	W, 8-0	Oral Roberts	Fayetteville
5/2	W, 7-6	Memphis	Memphis, Tenn.
5/2	W, 7-3	Memphis	Memphis, Tenn.
5/4	L, 0-6	Mississippi State	Starkville, Miss.
5/4	L, 0-1	Mississippi State	Starkville, Miss.
5/8	L, 6-9	Vanderbilt	Covington, Tenn.
5/11	L, 1-2	Oklahoma	Fayetteville
5/11	W, 5-2	Oklahoma	Fayetteville
5/12	W, 10-0	Evangel	Springfield, Mo.
5/12	W, 6-0	Evangel	Springfield, Mo.

### 1971 (23-18-1) Norm DeBriyn

Date	Result	Opponent	Location
3/3	L, 3-4	Tulsa	Tulsa, Okla.
3/3	L, 2-18	Tulsa	Tulsa, Okla.
3/17	W, 6-2	Drake	Fayetteville
3/17	L, 6-7	Drake	Fayetteville
3/20	W, 13-3	Okla. Baptist	Shawnee, Okla.
3/20	L, 2-4	Okla. Baptist	Shawnee, Okla.
	W, 8-7	St. Cloud State	Fayetteville
3/25	W, 5-1	Buena Vista	Fayetteville
3/25	W, 3-2	Buena Vista	Fayetteville
3/29	W, 3-2	Trinity	San Antonio, Texas
3/29	L, 2-4	St. Mary's (Texas)	San Antonio, Texas
3/31	W, 6-1	Texas Lutheran	Seguin, Texas
4/1	L, 0-10	Texas-Pan Am.	Edinburg, Texas
4/1	L, 0-5	Texas-Pan Am.	Edinburg, Texas
4/2	L, 2-5	Rice	Edinburg, Texas
4/3	L, 3-4	Rice	Edinburg, Texas



Norm DeBriyn built the Hogs into a national power during his 33 seasons at the helm, winning a school-record 1,161 games.

4/6	W, 4-3	Abeline Christian	Fayetteville
4/6	W, 11-1	Abeline Christian	Fayetteville
	W, 8-1	Carthage	Fayetteville
	T, 2-2	Carthage	Fayetteville
4/13	W, 6-2	SMS	Fayetteville
4/13	L, 2-3	SMS	Fayetteville
4/17	W, 6-0	Pittsburg State	Fayetteville
4/17	W, 11-1	Pittsburg State	Fayetteville
4/19	W, 11-0	Oklahoma City	Oklahoma City
4/19	W, 13-1	Oklahoma City	Oklahoma City
4/21	L, 4-6	Oklahoma St.	Stillwater, Okla.
4/21	L, 4-7	Oklahoma St.	Stillwater, Okla.
4/24	W, 6-5	Memphis	Fayetteville
4/24	W, 4-3	Memphis	Fayetteville
4/27	W, 6-1	Oral Roberts	Tulsa, Okla.
4/27	L, 4-6	Oral Roberts	Tulsa, Okla.
5/4	W, 12-11	Oral Roberts	Fayetteville
5/4	L, 2-5	Oral Roberts	Fayetteville
5/5	W, 12-1	Evangel	Springfield, Mo.
5/5	W, 13-0	Evangel	Springfield, Mo.
5/7	L, 4-6	Creighton	Omaha, Neb.
5/7	W, 2-0	Creighton	Omaha, Neb.
5/8	L, 2-3	Creighton	Omaha, Neb.
5/8	L, 1-2	Creighton	Omaha, Neb.
5/15	W, 5-2	Union	Fayetteville
5/15	L, 2-6	Union	Fayetteville

### 1972 (16-16) Norm DeBriyn

Date	Result	Opponent	Location
3/8	W, 8-2	Lincoln	Fayetteville
3/8	W, 10-0	Lincoln	Fayetteville
3/10	W, 12-4	William Jewell	Fayetteville
3/11	W, 3-2	William Jewell	Fayetteville
	L, 3-15	Tulsa	Fayetteville
	L, 3-4	Tulsa	Fayetteville
	L, 4-5	Northeastern State	Fayetteville
	W, 2-0	Northeastern State	Fayetteville
3/18	W, 9-4	Drake	Fayetteville
3/18	W, 4-2	Drake	Fayetteville
3/20	W, 9-6	St. Cloud State	Fayetteville
3/22	W, 9-6	Missouri	Columbia, Mo.
3/22	L, 1-3	Missouri	Columbia, Mo.
3/25	L, 4-8	Oral Roberts	Tulsa, Okla.
3/25	W, 2-1	Oral Roberts	Tulsa, Okla.
3/28	L, 4-5	West Texas State	Tulsa, Okla.
3/30	L, 2-3	Tulsa	Tulsa, Okla.
3/31	W, 1-0	Buena Vista	Tulsa, Okla.
4/1	L, 0-3	Tulsa	Tulsa, Okla.
4/1	L, 3-4	West Texas State	Tulsa, Okla.
4/2	L, 3-5	Tulsa	Tulsa, Okla.
4/6	L, 2-6	SW Oklahoma State	Fayetteville
4/7	W, 8-5	Missouri Western	Fayetteville
4/7	W, 4-3	Missouri Western	Fayetteville
4/11	W, 5-0	Pittsburg State	Fayetteville
4/11	W, 9-0	Pittsburg State	Fayetteville
4/18	L, 2-7	SMS	Springfield, Mo.
4/18	W, 8-7	SMS	Springfield, Mo.
4/22	L, 2-4	Union	Jackson, Tenn.
4/22	L, 2-6	Union	Jackson, Tenn.
5/2	L, 2-3	Oklahoma	Norman, Okla.
5/2	L, 3-4	Oklahoma	Norman, Okla.



# || ALL-TIME RESULTS

## 1973 (23-7-1) Norm DeBriyn

Date	Result	Opponent	Location
	W, 3-1	SMU	Dallas, Texas
	W, 4-3	SMU	Dallas, Texas
3/14	W, 9-7	Kansas State	Fayetteville
3/14	W, 8-2	Kansas State	Fayetteville
3/17	W, 6-5	Notre Dame	Las Cruces, N.M.
3/17	W, 8-4	New Mexico St.	Las Cruces, N.M.
3/18	L, 0-10	Tulsa	Tulsa, Okla.
3/19	T, 17-17	St. Cloud State	Fayetteville
3/22	W, 11-10	Drake	Fayetteville
3/22	W, 3-2	Drake	Fayetteville
3/27	W, 4-0	St. Olaf	Fayetteville
	W, 6-1	Oklahoma City	Oklahoma City, Okla.
	W, 10-0	Oklahoma City	Oklahoma City, Okla.
	W, 7-5	SMS	Fayetteville
	W, 13-4	SMS	Fayetteville
4/14	W, 1-0	Memphis	Fayetteville
4/14	L, 0-3	Memphis	Fayetteville
	W, 5-4	Evangel	Fayetteville
	W, 11-0	Evangel	Fayetteville
	W, 5-4	Oral Roberts	Tulsa, Okla.
	L, 0-2	Oral Roberts	Tulsa, Okla.
4/21	W, 8-2	Oklahoma City	Fayetteville
4/21	W, 3-2	Oklahoma City	Fayetteville
4/24	W, 2-0	Tulsa	Fayetteville
4/24	L, 2-7	Tulsa	Fayetteville
4/27	W, 5-1	Creighton	Omaha, Neb.
4/27	W, 11-2	Creighton	Omaha, Neb.
4/28	W, 3-1	Creighton	Omaha, Neb.
4/28	L, 2-6	Creighton	Omaha, Neb.
5/27	L, 0-6	Trinity+	Arlington, Texas
5/28	L, 2-4	Texas-Pan Am+	Arlington, Texas

+ - NCAA District VI Tournament

## 1974 (22-21; 9-15 7th SWC) Norm DeBriyn

Date	Result	Opponent	Location
3/2	W, 8-4	Northeastern State	Fayetteville
3/2	W, 4-1	Northeastern State	Fayetteville
3/5	W, 4-0	Missouri Western	Fayetteville
3/5	W, 5-2	Missouri Western	Fayetteville
3/6	L, 1-12	Creighton	Fayetteville
3/6	W, 12-4	Creighton	Fayetteville
3/8	L, 6-7	Baylor*	Waco, Texas
3/9	L, 2-7	Baylor*	Waco, Texas
3/9	L, 0-9	Baylor*	Waco, Texas
3/12	L, 1-2	Kansas State	Fayetteville
3/12	L, 1-2	Kansas State	Fayetteville
3/15	W, 4-2	SMU*	Fayetteville
3/16	W, 11-3	SMU*	Fayetteville
3/16	W, 6-2	SMU*	Fayetteville
3/18	W, 4-2	Mankato State	Fayetteville
3/18	L, 3-9	Mankato State	Fayetteville
3/22	L, 2-5	Texas A&M*	College Station
3/23	L, 1-15	Texas A&M*	College Station
3/23	L, 0-15	Texas A&M*	College Station
3/25	W, 5-4	Lamar	Fayetteville
3/27	W, 1-0	Oral Roberts	Tulsa, Okla.
3/27	L, 0-1	Oral Roberts	Tulsa, Okla.
3/29	L, 4-19	Texas*	Fayetteville
3/30	L, 2-3	Texas*	Fayetteville
3/30	W, 8-5	Texas*	Fayetteville
4/2	L, 4-5	Oklahoma City	Oklahoma City
4/2	W, 9-0	Oklahoma City	Oklahoma City
4/6	L, 5-6	Rice*	Fayetteville
4/6	W, 6-3	Rice*	Fayetteville
4/6	W, 9-7	Rice*	Fayetteville
4/9	W, 9-5	SMS	Springfield, Mo.
4/9	W, 10-8	SMS	Springfield, Mo.
4/12	L, 2-8	TCU*	Fort Worth, Texas
4/13	L, 5-6	TCU*	Fort Worth, Texas
4/13	L, 3-5	TCU*	Fort Worth, Texas
4/15	W, 6-4	Evangel	Springfield, Mo.
4/15	W, 5-3	Evangel	Springfield, Mo.
4/19	W, 9-3	Texas Tech*	Fayetteville
4/20	W, 15-6	Texas Tech*	Fayetteville
4/20	W, 7-6	Texas Tech*	Fayetteville
4/27	L, 0-8	Houston*	Houston, Texas
4/27	L, 5-6	Houston*	Houston, Texas
4/27	L, 3-8	Houston*	Houston, Texas

\* - SWC opponent

## 1975 (20-22; 8-14 7th SWC) Norm DeBriyn

Date	Result	Opponent	Location
3/1	L, 0-3	Kansas State	Fayetteville
3/1	W, 6-1	Kansas State	Fayetteville
3/2	L, 4-5	Kansas State	Fayetteville
3/2	W, 11-1	Kansas State	Fayetteville
3/4	W, 7-6	Northeastern State	Fayetteville
3/4	W, 8-6	Northeastern State	Fayetteville
3/7	L, 2-11	Baylor*	Fayetteville
3/8	W, 5-4	Baylor*	Fayetteville
3/8	W, 7-4	Baylor*	Fayetteville
	W, 4-1	SMU*	Dallas, Texas
3/17	W, 3-2	Baker	Fayetteville
3/17	L, 0-2	Baker	Fayetteville
3/21	W, 4-1	Texas A&M*	Fayetteville
3/22	L, 2-3	Texas A&M*	Fayetteville
3/22	L, 0-5	Texas A&M*	Fayetteville
3/24	W, 15-6	Nebraska	Fayetteville
3/24	W, 10-4	Nebraska	Fayetteville
3/25	L, 4-5	Nebraska	Fayetteville
3/25	W, 4-2	Nebraska	Fayetteville
3/29	L, 1-6	Texas*	Austin, Texas
3/29	L, 1-5	Texas*	Austin, Texas
3/29	L, 2-3	Texas*	Austin, Texas
4/3	W, 9-2	Northeastern State	Fayetteville
4/3	W, 4-0	Northeastern State	Fayetteville
4/4	W, 5-0	Rice*	Houston, Texas
4/5	L, 1-5	Rice*	Houston, Texas
4/5	L, 0-9	Rice*	Houston, Texas
4/8	L, 7-8	SMS	Fayetteville
4/8	L, 4-7	SMS	Fayetteville
4/11	L, 8-9	TCU*	Fort Worth, Texas
4/12	L, 1-13	TCU*	Fort Worth, Texas
4/12	L, 2-4	TCU*	Fort Worth, Texas
4/15	W, 5-1	Oral Roberts	Fayetteville
4/15	W, 4-2	Oral Roberts	Fayetteville
4/18	W, 6-4	Texas Tech*	Lubbock, Texas
4/19	L, 5-14	Texas Tech*	Lubbock, Texas
4/19	L, 11-13	Texas Tech*	Lubbock, Texas
4/21	L, 0-6	American Christian	Fayetteville
4/21	L, 1-2	American Christian	Fayetteville
4/25	W, 5-1	Houston*	Houston, Texas
4/26	W, 3-0	Houston*	Houston, Texas
4/26	L, 3-10	Houston*	Houston, Texas

\* - SWC Game

## 1976 (31-15-1; 12-12 5th SWC) Norm DeBriyn

Date	Result	Opponent	Location
2/28	W, 2-0	Northeastern State	Fayetteville
2/28	W, 7-6	Northeastern State	Fayetteville
3/5	L, 4-9	Houston*	Houston, Texas
3/6	L, 0-1	Houston*	Houston, Texas
3/6	L, 2-3	Houston*	Houston, Texas
3/10	W, 11-0	Baker	Fayetteville
3/11	W, 9-7	Baker	Fayetteville
3/12	W, 7-0	Missouri Southern	Fayetteville
3/12	T, 0-0 (12)	Missouri Southern	Fayetteville
3/13	W, 9-1	Southwest Baptist	Fayetteville
3/13	W, 6-1	Southwest Baptist	Fayetteville
3/14	W, 6-4	William Jewell	Fayetteville
3/15	W, 1-0	Tulsa	Fayetteville
3/15	W, 1-0	Tulsa	Fayetteville
3/19	W, 5-4	Texas Tech*	Fayetteville
3/20	W, 4-3	Texas Tech*	Fayetteville
3/20	W, 10-2	Texas Tech*	Fayetteville
3/22	W, 6-5	Luther	Fayetteville
3/22	W, 13-3	Luther	Fayetteville
3/23	W, 2-0	Mankato State	Fayetteville
3/23	W, 2-0	Mankato State	Fayetteville
3/26	W, 17-2	SMU*	Dallas, Texas
3/27	W, 10-1	SMU*	Dallas, Texas
3/27	W, 2-1	SMU*	Dallas, Texas
3/29	L, 2-5	Illinois-Edwardsville	Fayetteville
3/29	W, 7-3	Illinois-Edwardsville	Fayetteville
3/30	W, 6-5	Oral Roberts	Tulsa, Okla.
3/30	L, 3-6	Oral Roberts	Tulsa, Okla.
4/2	W, 7-5	TCU*	Fayetteville
4/3	L, 5-6	TCU*	Fayetteville
4/3	W, 7-6	TCU*	Fayetteville
4/6	W, 11-3	SMS	Springfield, Mo.
4/6	W, 8-5	SMS	Springfield, Mo.
4/9	L, 0-5	Baylor*	Waco, Texas
4/10	L, 0-2	Baylor*	Waco, Texas
4/10	L, 2-5	Baylor*	Waco, Texas
4/16	W, 4-1	Rice*	Fayetteville

4/17	W, 4-1	Rice*	Fayetteville
4/17	W, 1-0	Rice*	Fayetteville
4/23	L, 1-10	Texas*	Austin, Texas
4/24	L, 3-6	Texas*	Austin, Texas
4/24	W, 5-2	Texas*	Austin, Texas
4/27	W, 2-0	American Christian	Fayetteville
4/27	L, 0-1	American Christian	Fayetteville
4/30	L, 6-7	Texas A&M*	Fayetteville
5/1	L, 1-3	Texas A&M*	Fayetteville
5/1	L, 5-7	Texas A&M*	Fayetteville

\* - SWC opponent

S - Game called after 12 innings

## 1977 (33-18; 14-10 4th SWC) Norm DeBriyn

Date	Result	Opponent	Location
2/19	W, 11-2	Northeastern State	Fayetteville
2/19	W, 5-0	Northeastern State	Fayetteville
2/22	W, 7-0	Oral Roberts	Fayetteville
2/22	L, 0-2	Oral Roberts	Fayetteville
2/25	L, 0-6	Texas A&M*	College Station, Texas
2/26	L, 3-4	Texas A&M*	College Station, Texas
2/26	L, 0-4	Texas A&M*	College Station, Texas
3/1	W, 2-0	SW Oklahoma State	Fayetteville
3/2	W, 11-0	Northeastern State	Fayetteville
3/4	W, 5-3	Houston*	Fayetteville
3/5	W, 2-0	Houston*	Fayetteville
3/5	L, 0-5	Houston*	Fayetteville
3/7	W, 6-0	Baker	Fayetteville
3/7	W, 11-1	Baker	Fayetteville
3/9	W, 6-0	Missouri Southern	Fayetteville
3/9	W, 7-6	Missouri Southern	Fayetteville
3/10	W, 5-1	William Jewell	Fayetteville
3/10	W, 2-0	William Jewell	Fayetteville
3/13	W, 8-0	Creighton	Fayetteville
3/14	W, 4-1	Iowa State	Fayetteville
3/14	W, 2-0	Iowa State	Fayetteville
3/15	L, 1-2	Tulsa	Tulsa, Okla.
3/15	L, 4-6	Tulsa	Tulsa, Okla.
3/18	W, 13-10	Texas Tech*	Lubbock, Texas
3/19	L, 4-7	Texas Tech*	Lubbock, Texas
3/19	W, 14-7	Texas Tech*	Lubbock, Texas
3/23	W, 4-3	Eastern Michigan	Fayetteville
3/23	W, 8-1	Eastern Michigan	Fayetteville
3/25	W, 1-0	SMU*	Fayetteville
3/26	W, 4-1	SMU*	Fayetteville
3/26	W, 3-1	SMU*	Fayetteville
4/1	L, 2-5	TCU*	Fort Worth, Texas
4/2	W, 3-0	TCU*	Fort Worth, Texas
4/2	W, 6-5	TCU*	Fort Worth, Texas
4/5	W, 4-3	SMS	Fayetteville
4/5	W, 6-3	SMS	Fayetteville
4/8	L, 3-5	Baylor*	Fayetteville
4/9	W, 5-2	Baylor*	Fayetteville
4/9	W, 6-1	Baylor*	Fayetteville
4/11	W, 5-2	Oklahoma	Norman, Okla.
4/11	L, 3-4	Oklahoma	Norman, Okla.
4/15	L, 3-8	Rice*	Houston, Texas
4/16	W, 7-1	Rice*	Houston, Texas
4/16	W, 9-4	Rice*	Houston, Texas
4/19	L, 3-6	Tulsa	Fayetteville
4/19	L, 1-6	Tulsa	Fayetteville
4/22	L, 1-5	Texas*	Fayetteville
4/23	L, 1-7	Texas*	Fayetteville
4/23	W, 1-0	Texas*	Fayetteville
5/13	L, 2-5	Texas A&M!	Austin, Texas
5/14	L, 1-8	Texas!	Austin, Texas

\* - SWC opponent

I - SWC Tournament

## 1978 (31-13; 18-6 2nd SWC) Norm DeBriyn

Date	Result	Opponent	Location
2/17	W, 5-3	Missouri Southern	Fayetteville
2/17	W, 6-0	Missouri Southern	Fayetteville
2/25	W, 9-4	Tulsa	Fayetteville
2/25	L, 0-10	Tulsa	Fayetteville
3/3	W, 5-4	Texas*	Austin, Texas
3/4	W, 2-1	Texas*	Austin, Texas
3/4	L, 3-18	Texas*	Austin, Texas
3/6	W, 7-6	Northwestern Mo. St.	Fayetteville
3/6	L, 2-4	Northwestern Mo. St.	Fayetteville
3/10	W, 6-0	Rice*	Fayetteville
3/11	W, 1-0	Rice*	Fayetteville
3/11	W, 6-0	Rice*	Fayetteville
3/17	L, 11-12	Baylor*	Waco, Texas
3/18	W, 7-6	Baylor*	Waco, Texas
3/18	L, 8-9	Baylor*	Waco, Texas
3/20	W, 5-1	Luther	Fayetteville
3/20	W, 10-0	Luther	Fayetteville
3/21	W, 6-3	Missouri Western	Fayetteville
3/21	L, 8-9	Missouri Western	Fayetteville
3/24	W, 6-3	TCU*	Fayetteville
3/25	W, 4-3	TCU*	Fayetteville
3/25	W, 7-2	TCU*	Fayetteville
3/31	W, 5-2	SMU*	Dallas, Texas
4/1	W, 9-2	SMU*	Dallas, Texas
4/1	W, 6-4	SMU*	Dallas, Texas
4/5	L, 4-15	SMS	Springfield, Mo.
4/5	W, 3-2	SMS	Springfield, Mo.
4/7	W, 6-1	Texas Tech*	Fayetteville
4/8	W, 13-2	Texas Tech*	Fayetteville
4/8	W, 2-1	Texas Tech*	Fayetteville
4/13	W, 4-0	North Texas	Fayetteville
4/13	W, 12-0	North Texas	Fayetteville
4/14	W, 9-0	North Texas	Fayetteville
4/14	W, 6-0	North Texas	Fayetteville
4/21	W, 6-5	Houston*	Houston, Texas
4/22	W, 5-1	Houston*	Houston, Texas
4/22	L, 4-14	Houston*	Houston, Texas
4/25	W, 8-6	Tulsa	Tulsa, Okla.
4/28	L, 1-6	Texas A&M*	Fayetteville
4/29	L, 0-5	Texas A&M*	Fayetteville
4/29	W, 6-5	Texas A&M*	Fayetteville
5/3	L, 2-3	Tulsa	Tulsa, Okla.
5/12	L, 0-1	Baylor!	Austin, Texas
5/13	L, 0-5	Texas A&M!	Austin, Texas

\* - SWC opponent

I - SWC Tournament


## 1979 (49-15; 19-5 2nd SWC) Norm DeBriyn

Date	Result	Opponent	Location
2/23	W, 7-1	William Jewell	Fayetteville
2/23	W, 13-2	William Jewell	Fayetteville
2/27	W, 5-0	Missouri Southern	Fayetteville
2/27	W, 3-2	Missouri Southern	Fayetteville
3/2	W, 2-0	Texas*	Fayetteville
3/3	L, 2-3	Texas*	Fayetteville
3/3	L, 0-1	Texas*	Fayetteville
3/4	L, 2-3	Southern Illinois	Fayetteville
3/4	L, 5-18	Southern Illinois	Fayetteville
3/5	W, 5-0	Southwest Baptist	Fayetteville
3/5	W, 9-2	Southwest Baptist	Fayetteville
3/6	W, 4-1	Tulsa	Fayetteville
3/6	W, 8-1	Tulsa	Fayetteville
3/9	W, 6-3	Rice*	Houston, Texas
3/10	W, 7-2	Rice*	Houston, Texas
3/10	W, 12-3	Rice*	Houston, Texas
3/16	W, 12-1	Baylor*	Fayetteville
3/17	W, 5-1	Baylor*	Fayetteville
3/17	L, 0-4	Baylor*	Fayetteville



The 1979 Razorback baseball team made the school's first appearance in the College World Series, finishing second.</





Arkansas infielder Kevin McReynolds became the Southwest Conference's first Triple Crown winner in 1980.

3/19	W, 13-0	Missouri Western	Fayetteville
3/19	W, 7-6 (11)	Missouri Western	Fayetteville
3/23	W, 7-1	TCU*	Fort Worth, Texas
3/24	W, 10-1	TCU*	Fort Worth, Texas
3/24	W, 9-4	TCU*	Fort Worth, Texas
3/26	W, 6-2	Eastern Michigan	Fayetteville
3/26	W, 1-0	Eastern Michigan	Fayetteville
3/27	W, 7-4	Iowa	Fayetteville
3/27	W, 6-0	Eastern Michigan	Fayetteville
3/30	W, 3-1	SMU*	Fayetteville
3/31	W, 3-1	SMU*	Fayetteville
3/31	W, 9-2	SMU*	Fayetteville
4/3	W, 5-1	SMS	Fayetteville
4/3	W, 4-3	SMS	Fayetteville
4/6	L, 8-9	Texas Tech*	Lubbock, Texas
4/7	W, 6-2	Texas Tech*	Lubbock, Texas
4/7	W, 12-9	Texas Tech*	Lubbock, Texas
4/13	W, 4-0	South Dakota	Fayetteville
4/13	W, 7-0	South Dakota	Fayetteville
4/14	W, 7-1	South Dakota	Fayetteville
4/14	W, 8-1	South Dakota	Fayetteville
4/17	L, 2-5	Oral Roberts	Tulsa, Okla.
4/20	W, 5-3	Houston*	Fayetteville
4/21	W, 3-0	Houston*	Fayetteville
4/21	W, 11-10 (8)	Houston*	Fayetteville
4/27	L, 0-6	Texas A&M*	College Station, Texas
4/28	W, 2-0 (11)	Texas A&M*	College Station, Texas
4/28	W, 9-1	Texas A&M*	College Station, Texas
4/30	L, 8-9	Missouri Southern	Joplin, Mo.
4/30	W, 6-5	Missouri Southern	Joplin, Mo.
5/4	L, 6-7	Wichita State	Wichita, Kan.
5/4	L, 4-5	Wichita State	Wichita, Kan.
5/12	W, 6-1	Baylor!	Austin, Texas
5/13	L, 2-6	Texas!	Austin, Texas
5/14	W, 6-2	Texas A&M!	Austin, Texas
5/14	L, 6-12	Texas!	Austin, Texas
5/25	W, 12-11	George Wash+	Tallahassee, Fla.
5/26	W, 9-1	Florida+	Tallahassee, Fla.
5/26	W, 8-6	Delaware+	Tallahassee, Fla.
5/27	W, 4-3	Delaware+	Tallahassee, Fla.
6/1	W, 5-4	Pepperdine#	Omaha, Neb.
6/3	W, 10-3	Arizona#	Omaha, Neb.
6/5	W, 9-4	Texas#	Omaha, Neb.
6/6	L, 10-13	Cal St. Fullerton#	Omaha, Neb.
6/8	L, 1-2	Cal St. Fullerton#	Omaha, Neb.

\* - SWC opponent

! - SWC Tournament

+ - NCAA East Regional

# - College World Series

### 1980 (44-22; 15-8 3rd SWC) Norm DeBriyn

Date	Result	Opponent	Location
2/15	W, 9-3	Texas-Pan Am	Edinburg, Texas
2/15	L, 0-2	Texas-Pan Am	Edinburg, Texas
2/16	L, 1-3	Texas-Pan Am	Edinburg, Texas
2/16	L, 0-5	Texas-Pan Am	Edinburg, Texas
2/17	W, 4-2	Texas-Pan Am	Edinburg, Texas
2/17	L, 2-3	Texas-Pan Am	Edinburg, Texas
2/22	W, 15-0	Missouri Southern	Fayetteville
2/22	W, 7-0	Missouri Southern	Fayetteville
2/23	W, 10-0	Tulsa	Fayetteville
2/23	W, 12-0	Tulsa	Fayetteville
2/29	W, 2-0	SMU*	Dallas, Texas

3/1	L, 1-2	SMU*	Dallas, Texas
3/1	L, 1-9	SMU*	Dallas, Texas
3/7	W, 2-1	Texas Tech*	Fayetteville
3/8	L, 3-5	Texas Tech*	Fayetteville
3/8	W, 9-2	Texas Tech*	Fayetteville
3/9	W, 6-5	Southern Illinois	Fayetteville
3/9	L, 4-8	Southern Illinois	Fayetteville
3/10	W, 11-6	Northwestern Mo. St.	Fayetteville
3/10	W, 7-1	Northwestern Mo. St.	Fayetteville
3/11	L, 3-7	Oral Roberts	Fayetteville
3/11	L, 0-5	Oral Roberts	Fayetteville
3/12	W, 10-3	Southwest Baptist	Fayetteville
3/12	W, 11-1	Southwest Baptist	Fayetteville
3/13	W, 16-2	Baker	Fayetteville
3/13	W, 9-4	Baker	Fayetteville
3/14	W, 8-4	Kansas State	Fayetteville
3/14	W, 8-3	Kansas State	Fayetteville
3/15	W, 9-0	Wisconsin	Fayetteville
3/15	W, 3-0	Wisconsin	Fayetteville
3/16	W, 9-0	Wisconsin	Fayetteville
3/16	W, 9-0	Wisconsin	Fayetteville
3/21	W, 13-6	Houston*	Houston, Texas
3/22	W, 4-2	Houston*	Houston, Texas
3/22	L, 6-11	Houston*	Houston, Texas
3/28	W, 4-2	Texas A&M*	Fayetteville
3/28	L, 5-8	Texas A&M*	Fayetteville
4/1	W, 2-1	Centenary	Fayetteville
4/1	W, 7-5	Centenary	Fayetteville
4/4	W, 2-1	Texas*	Austin, Texas
4/5	L, 3-15	Texas*	Austin, Texas
4/5	W, 8-6	Texas*	Austin, Texas
4/11	W, 14-6	Rice*	Fayetteville
4/12	W, 5-2	Rice*	Fayetteville
4/12	L, 8-9	Rice*	Fayetteville
4/15	W, 8-3	Tulsa	Tulsa, Okla.
4/15	W, 17-6	Tulsa	Tulsa, Okla.
4/18	L, 1-2	Baylor*	Waco, Texas
4/19	W, 3-2	Baylor*	Waco, Texas
4/19	W, 7-6	Baylor*	Waco, Texas
4/23	L, 6-7 (11)	Mississippi St.	Greenville, Miss.
4/25	W, 5-1	TCU*	Fayetteville
4/26	W, 3-2	TCU*	Fayetteville
4/26	W, 18-17	TCU*	Fayetteville
4/29	W, 7-6	Oklahoma State	Tulsa, Okla.
5/3	W, 4-2	Oral Roberts	Tulsa, Okla.
5/4	L, 2-6	Wichita State	Wichita, Kan.
5/4	L, 0-14	Wichita State	Wichita, Kan.
5/7	W, 19-10	Texas A&M!	College Station, Texas
5/8	L, 4-6	Texas!	College Station, Texas
5/9	W, 6-5	Texas Tech!	College Station, Texas
5/9	W, 8-7	Texas!	College Station, Texas
5/10	L, 4-9	Texas!	College Station, Texas
5/22	W, 3-2	Oral Roberts+	Tulsa, Okla.
5/23	L, 0-6	Missouri+	Tulsa, Okla.
5/24	L, 1-7	California+	Tulsa, Okla.

\* - SWC opponent

! - SWC Tournament

+ - NCAA Midwest Regional

### 1981 (31-21; 12-9 2nd SWC) Norm DeBriyn

Date	Result	Opponent	Location
2/21	L, 4-5 (11)	Oklahoma State	Fayetteville
2/24	W, 8-2	Missouri Southern	Fayetteville
2/24	W, 7-4	Missouri Southern	Fayetteville
2/28	W, 25-5	Western Michigan	Lakeland, Fla.
3/1	W, 17-10	Eastern Michigan	Lakeland, Fla.
3/2	W, 7-5	Missouri	Lakeland, Fla.
3/3	L, 5-7	Eastern Michigan	Lakeland, Fla.
3/3	L, 6-8	Missouri	Lakeland, Fla.
3/4	L, 3-5	Florida Southern	Lakeland, Fla.
3/5	W, 13-3	Florida Southern	Lakeland, Fla.
3/6	W, 6-2	Eastern Michigan	Lakeland, Fla.
3/6	W, 9-8	Eastern Michigan	Lakeland, Fla.
3/7	W, 15-11	Western Michigan	Lakeland, Fla.
3/10	L, 3-6	Oral Roberts	Fayetteville
3/10	L, 6-11	Oral Roberts	Fayetteville
3/13	W, 4-1	TCU*	Fort Worth, Texas
3/14	L, 5-6	TCU*	Fort Worth, Texas
3/14	L, 5-6	TCU*	Fort Worth, Texas
3/16	W, 15-2	Missouri Western	Fayetteville
3/16	W, 10-0	Missouri Western	Fayetteville
3/17	W, 20-9	Southwest Baptist	Fayetteville
3/17	W, 8-3	Southwest Baptist	Fayetteville
3/20	W, 11-3	Baylor*	Fayetteville
3/21	W, 3-1	Baylor*	Fayetteville
3/21	W, 12-0	Baylor*	Fayetteville
3/27	W, 3-2	Rice*	Houston, Texas
3/28	L, 4-5	Rice*	Houston, Texas

3/28	L, 3-4	Rice*	Houston, Texas
4/3	W, 7-0	Texas*	Fayetteville
4/4	L, 4-5	Texas*	Fayetteville
4/4	L, 6-8	Texas*	Fayetteville
4/10	W, 4-0	Texas A&M*	College Station, Texas
4/11	L, 2-9	Texas A&M*	College Station, Texas
4/11	W, 19-6	Texas A&M*	College Station, Texas
4/17	L, 3-5	Houston*	Fayetteville
4/18	W, 15-4	Houston*	Fayetteville
4/18	W, 2-1	Houston*	Fayetteville
4/24	W, 13-4	Texas Tech*	Lubbock, Texas
4/25	W, 8-5	Texas Tech*	Lubbock, Texas
4/25	L, 5-7	Texas Tech*	Lubbock, Texas
4/27	W, 6-4	SMS	Springfield, Mo.
4/27	L, 3-4	SMS	Springfield, Mo.
4/29	L, 6-11	Mississippi St.	Greenville, Miss.
5/1	W, 8-6	Oral Roberts	Tulsa, Okla.
5/2	L, 1-5	Oral Roberts	Tulsa, Okla.
5/2	L, 2-8	Oral Roberts	Tulsa, Okla.
5/15	L, 2-7	Houston!	Austin, Texas
5/16	W, 5-4	Rice!	Austin, Texas
5/17	W, 9-3	Houston!	Austin, Texas
5/18	L, 1-11	Texas!	Austin, Texas

\* - SWC opponent

! - SWC Tournament

### 1982 (40-15-2; 13-8 3rd SWC) Norm DeBriyn

Date	Result	Opponent	Location
2/20	W, 7-2	Missouri Southern	Fayetteville
2/20	W, 14-2	Missouri Southern	Fayetteville
2/26	W, 5-0	Northeastern State	Fayetteville
2/26	W, 7-1	Northeastern State	Fayetteville
3/2	L, 0-3	Southern Illinois	Fayetteville
3/2	W, 2-1	Southern Illinois	Fayetteville
3/7	W, 3-1	Northwest Missouri St	Fayetteville
3/7	W, 4-1	Northwest Missouri St	Fayetteville
3/8	W, 3-0	Northwest Missouri St	Fayetteville
3/8	T, 7-7	Northwest Missouri St	Fayetteville
3/9	W, 12-4	South Dakota	Fayetteville
3/9	W, 10-0	South Dakota	Fayetteville
3/13	W, 3-1	TCU*	Fayetteville
3/13	W, 2-1	TCU*	Fayetteville
3/13	W, 8-4	TCU*	Fayetteville
3/14	W, 11-1	Missouri Western	Fayetteville
3/15	W, 11-0	Missouri Western	Fayetteville
3/15	W, 7-0	Missouri Western	Fayetteville
3/16	W, 5-1	Evangel	Fayetteville
3/16	W, 4-1	Evangel	Fayetteville
3/17	W, 10-2	North Dakota State	Fayetteville
3/17	W, 10-1	North Dakota State	Fayetteville
3/19	W, 8-2	Baylor*	Waco, Texas
3/20	W, 8-7	Baylor*	Waco, Texas
3/20	L, 4-5 (10)	Baylor*	Waco, Texas
3/21	W, 5-3	Indiana	Fayetteville
3/26	T, 4-4 (11)	Rice*	Fayetteville
3/27	W, 2-1	Rice*	Fayetteville
3/27	W, 17-2	Rice*	Fayetteville
3/28	W, 6-1	Rice*	Fayetteville
4/2	W, 8-1	Texas*	Austin, Texas
4/3	L, 5-11	Texas*	Austin, Texas
4/3	L, 2-5	Texas*	Austin, Texas
4/9	W, 6-5	Texas A&M*	Fayetteville
4/10	L, 2-5	Texas A&M*	Fayetteville
4/10	W, 16-9	Texas A&M*	Fayetteville
4/11	W, 7-2	Ole Miss	Fayetteville
4/16	L, 3-7	Houston*	Houston, Texas
4/17	L, 0-2	Houston*	Houston, Texas
4/17	W, 1-0 (10)	Houston*	Houston, Texas
4/20	W, 9-8	SMS	Fayetteville
4/20	W, 6-2	SMS	Fayetteville
4/23	W, 7-6	Texas Tech*	Fayetteville
4/24	L, 3-4	Texas Tech*	Fayetteville
4/24	L, 8-11	Texas Tech*	Fayetteville
4/28	L, 7-8	Mississippi St.	Greenville, Miss.
4/30	W, 4-2	Dallas Baptist	Fayetteville
4/30	W, 6-1	Dallas Baptist	Fayetteville
5/1	L, 1-3	Dallas Baptist	Fayetteville
5/1	W, 7-2	Dallas Baptist	Fayetteville
5/8	W, 10-3	Oral Roberts	Fayetteville
5/8	L, 1-9	Oral Roberts	Fayetteville
5/9	L, 4-9	Oral Roberts	Tulsa, Okla.
5/9	W, 10-4	Oral Roberts	Tulsa, Okla.
5/14	W, 9-6	Houston!	College Station, Texas
5/15	L, 0-8	Texas!	College Station, Texas
5/16	L, 8-9	Houston!	College Station, Texas

\* - SWC opponent

! - SWC Tournament

### 1983 (44-21; 13-8 2nd SWC) Norm DeBriyn

Date	Result	Opponent	Location
2/18	W, 8-7	Texas Wesleyan	Fayetteville
2/19	L, 0-2	Texas Wesleyan	Fayetteville
2/19	W, 11-5	Texas Wesleyan	Fayetteville
2/22	W, 19-3	Northeastern State	Fayetteville
2/25	W, 11-3	Missouri Southern	Fayetteville
2/25	W, 8-6	Missouri Southern	Fayetteville
2/26	W, 10-1	Southwest Baptist	Fayetteville
2/26	W, 8-2	Southwest Baptist	Fayetteville
3/1	L, 3-7	Southern Illinois	Fayetteville
3/1	W, 6-2	Southern Illinois	Fayetteville
3/5	L, 4-11	Oklahoma	Norman, Okla.
3/5	W, 14-3	Oklahoma	Norman, Okla.
3/6	W, 13-4	Oklahoma City	Oklahoma City, Okla.
3/6	W, 7-2	Oklahoma	Norman, Okla.
3/11	W, 8-5	Baylor*	Fayetteville
3/12	W, 5-3	Baylor*	Fayetteville
3/12	L, 2-3	Baylor*	Fayetteville
3/13	W, 12-1	Kansas State	Fayetteville
3/14	W, 9-4	Missouri Western	Fayetteville
3/14	W, 13-2	Missouri Western	Fayetteville
3/15	W, 7-5	Central Mo. State	Fayetteville
3/15	W, 5-0	Central Mo. State	Fayetteville
3/16	W, 12-3	Central Mo. State	Fayetteville
3/16	W, 8-1	Central Mo. State	Fayetteville
3/17	W, 5-0	Notre Dame	Fayetteville
3/19	L, 1-6	Rice*	Houston, Texas
3/19	L, 2-3 (12)	Rice*	Houston, Texas
3/20	W, 7-4 (10)	Rice*	Houston, Texas
3/27	L, 4-9	Texas*	Little Rock, Ark.
3/27	L, 1-6	Texas*	Little Rock, Ark.
3/27	L, 9-11	Texas*	Little Rock, Ark.
4/1	W, 10-8	Texas A&M*	College Station, Texas
4/2	W, 3-0	Texas A&M*	College Station, Texas
4/2	W, 10-9	Texas A&M*	College Station, Texas
4/3	W, 8-5	Minnesota	Fayetteville
4/10	W, 1-0	Houston*	Fayetteville
4/10	L, 8-12	Houston*	Fayetteville
4/11	W, 9-1	Houston*	Fayetteville
4/16	W, 7-1	Texas Tech*	Lubbock, Texas
4/16	W, 8-7	Texas Tech*	Lubbock, Texas
4/17	L, 9-10	Texas Tech*	Lubbock, Texas
4/19	W, 6-3	SMS	Springfield, Mo.
4/19	L, 2-3	SMS	Springfield, Mo.
4/23	W, 4-3	TCU*	Fort Worth, Texas
4/23	W, 10-5	TCU*	Fort Worth, Texas
4/24	W, 9-3	TCU*	Fort Worth, Texas
4/26	L, 2-9	Mississippi St.	Greenville, Miss.
4/27	W, 5-3	Mississippi State	Helena, Ark.
4/29	L, 9-19	Dallas Baptist	Fort Smith, Ark.
4/30	W, 8-4	Dallas Baptist	Fayetteville
4/30	W, 8-7	Dallas Baptist	Fayetteville
5/6	W, 6-3	Oral Roberts	Fayetteville
5/6	W, 11-3	Oral Roberts	Fayetteville
5/7	L, 3-8	Oral Roberts	Tulsa, Okla.
5/7	W, 4-1	Oral Roberts	Tulsa, Okla.
5/13	W, 4-3	Houston!	Austin, Texas
5/14	L, 2-9	Texas!	Austin, Texas
5/15	W, 9-7	Houston!	Austin, Texas
5/15	W, 5-4	Texas!	Austin, Texas
5/16	L, 0-14	Texas!	Austin, Texas
5/20	L, 3-5	Coastal Carolina	Fayetteville
5/21	L, 7-13	Coastal Carolina	Fayetteville
5/21	W, 6-4	Coastal Carolina	Fayetteville
5/26	L, 6-7	Oral Roberts+	Stillwater, Okla.
5/26	L, 3-6	Wichita State+	Stillwater, Okla.


3/10	W, 7-3	Indiana State	Fayetteville
3/11	W, 6-3	Indiana State	Fayetteville
3/13	W, 18-5	Illinois	Fayetteville
3/14	W, 6-5	Illinois	Fayetteville
3/16	W, 10-9	Baylor*	Waco, Texas
3/17	L, 7-8	Baylor*	Waco, Texas
3/17	W, 10-3	Baylor*	Waco, Texas
3/19	W, 8-2	Dallas Baptist	Fayetteville
3/20	L, 3-6	Dallas Baptist	Fayetteville
3/20	W, 3-0	Dallas Baptist	Fayetteville
3/21	W, 21-0	Southwest Baptist	Fayetteville
3/21	W, 33-4	Southwest Baptist	Fayetteville
3/22	W, 6-0	Eastern Illinois	Fayetteville
3/22	W, 16-2	Eastern Illinois	Fayetteville
3/23	W, 6-2	School of Ozarks	Fayetteville
3/25	W, 5-3	Rice*	Fayetteville
3/25	W, 6-3	Rice*	Fayetteville
3/26	L, 2-7	Rice*	Fayetteville
3/30	L, 2-5	Texas*	Austin, Texas
3/31	L, 5-7	Texas*	Austin, Texas
3/31	W, 13-4	Texas*	Austin, Texas
4/6	L, 8-10	Texas A&M*	Fayetteville
4/7	W, 1-0	Texas A&M*	Fayetteville
4/7	W, 4-0	Texas A&M*	Fayetteville
4/9	W, 12-1	Missouri Southern	Fayetteville
4/14	L, 5-6	Houston*	Houston, Texas
4/14	W, 17-4	Houston*	Houston, Texas
4/15	L, 3-4	Houston*	Houston, Texas
4/17	W, 9-5	SMS	Fayetteville
4/17	W, 5-1	SMS	Fayetteville
4/20	L, 6-8	Texas Tech*	Fayetteville
4/21	L, 8-9	Texas Tech*	Fayetteville
4/21	W, 9-7	Texas Tech*	Fayetteville
4/24	L, 8-9	Mississippi St.	Greenville, Miss.
4/25	W, 10-9 (10)	Mississippi St.	Little Rock, Ark.
4/28	W, 6-5	TCU*	Fayetteville
4/28	W, 8-5	TCU*	Fayetteville
4/29	W, 6-5 (10)	TCU*	Fayetteville
5/4	W, 13-1	Oral Roberts	Fayetteville
5/4	W, 12-4	Oral Roberts	Fayetteville
5/5	L, 8-9	Oral Roberts	Tulsa, Okla.
5/5	W, 3-1	Oral Roberts	Tulsa, Okla.
5/11	L, 1-8	Texas!	Austin, Texas
5/12	L, 1-8	Rice!	Austin, Texas

\* - SWC opponent

I - SWC Tournament

### 1985 (51-15; 13-7 3rd SWC) Norm DeBriyn

Date	Result	Opponent	Location
2/9	L, 2-5	Miami (Fla.)	Coral Gables, Fla.
2/9	L, 1-2	Miami (Fla.)	Coral Gables, Fla.
2/10	L, 0-4	Miami (Fla.)	Coral Gables, Fla.
2/16	W, 4-0	Oklahoma City	Fayetteville
2/16	W, 20-13	Oklahoma City	Fayetteville
2/17	W, 5-2	Oklahoma City	Fayetteville
2/22	W, 5-1	Kansas State	Fayetteville
2/25	W, 12-1	Missouri Southern	Fayetteville
2/25	W, 8-3	Missouri Southern	Fayetteville
3/1	W, 15-4	Lubbock Christian	Fayetteville
3/2	W, 15-1	Lubbock Christian	Fayetteville
3/2	W, 4-1	Lubbock Christian	Fayetteville
3/3	W, 11-3	Northwest Missouri St.	Fayetteville
3/4	W, 18-8	Northeast Missouri St.	Fayetteville
3/5	W, 15-6	SE Oklahoma State	Fayetteville
3/8	W, 9-7	Indiana State	Fayetteville



Jeff King was the heart of a dangerous Razorback lineup in the mid-1980s, finishing his career as the all-time leader in home runs, runs batted in, runs scored and total bases.

3/9	W, 7-2	Indiana State	Fayetteville
3/9	W, 3-1	Indiana State	Fayetteville
3/17	W, 8-4	Rice*	Houston, Texas
3/17	L, 2-13	Rice*	Houston, Texas
3/18	W, 10-0	Missouri Western	Fayetteville
3/18	W, 4-0	Missouri Western	Fayetteville
3/19	W, 4-3	School of the Ozarks	Fayetteville
3/19	W, 6-0	School of the Ozarks	Fayetteville
3/22	W, 5-4	Texas*	Fayetteville
3/23	W, 2-1	Texas*	Fayetteville
3/23	L, 3-13	Texas*	Fayetteville
3/26	L, 1-3	Oklahoma St.	Stillwater, Okla.
3/29	L, 2-6	Texas A&M*	College Station, Texas
3/31	W, 6-4	Texas A&M*	College Station, Texas
3/31	W, 15-4	Texas A&M*	College Station, Texas
4/2	L, 6-14	Oklahoma State	Fayetteville
4/5	W, 16-12	Houston*	Fayetteville
4/6	W, 5-4	Houston*	Fayetteville
4/6	L, 9-10	Houston*	Fayetteville
4/12	W, 14-4	Texas Tech*	Lubbock, Texas
4/13	W, 14-11	Texas Tech*	Lubbock, Texas
4/13	W, 22-5	Texas Tech*	Lubbock, Texas
4/16	W, 6-5	SMS	Fayetteville
4/19	W, 19-7	TCU*	Fort Worth, Texas
4/20	L, 3-4	TCU*	Fort Worth, Texas
4/20	W, 12-6	TCU*	Fort Worth, Texas
4/26	L, 6-7	Baylor*	Fayetteville
4/27	W, 5-4	Baylor*	Fayetteville
4/27	L, 8-11	Baylor*	Fayetteville
4/30	L, 2-16	Mississippi St.	Greenville, Miss.
5/1	W, 13-1	Mississippi St.	Little Rock, Ark.
5/3	W, 10-4	Kansas	Fayetteville
5/4	W, 6-5	Kansas	Fayetteville
5/4	W, 6-2	Kansas	Fayetteville
5/6	W, 14-4	Oklahoma Christian	Fayetteville
5/9	W, 6-4	Oral Roberts	Fayetteville
5/10	W, 5-1	Oral Roberts	Fayetteville
5/11	W, 9-5	Oral Roberts	Tulsa, Okla.
5/15	W, 11-2	Louisiana-Lafayette!	Fayetteville
5/17	W, 6-4	Baylor!	Fayetteville
5/18	W, 9-5	Texas!	Fayetteville
5/19	W, 10-6	Texas!	Fayetteville
5/23	W, 20-13	Eastern Kentucky+	Tallahassee, Fla.
5/24	W, 13-9	George Mason+	Tallahassee, Fla.
5/25	W, 7-6	Florida State+	Tallahassee, Fla.
5/26	W, 7-5	Georgia Tech+	Tallahassee, Fla.
5/31	W, 1-0	South Carolina##	Omaha, Neb.
6/3	L, 4-5	Mississippi State##	Omaha, Neb.
6/6	W, 10-4	Stanford##	Omaha, Neb.
6/8	L, 7-8	Texas#	Omaha, Neb.

\* - SWC opponent

I - SWC Tournament

+ - NCAA South II Regional

# - College World Series

### 1986 (43-17; 15-6 3rd SWC) Norm DeBriyn

Date	Result	Opponent	Location
2/15	W, 10-0	North Texas	Fayetteville
2/15	W, 9-0	North Texas	Fayetteville
2/16	W, 26-1	North Texas	Fayetteville
2/20	L, 7-8	Kansas State	Fayetteville
2/22	L, 7-8	LSU	Baton Rouge, La.
2/23	W, 7-6	LSU	Baton Rouge, La.
2/24	L, 0-3	Tulane	New Orleans, La.
2/25	L, 3-5	Nicholls State	Thibodaux, La.
2/26	L, 3-5	La-Lafayette	Lafayette, La.
2/27	W, 12-2	Louisiana Tech	Ruston, La.
3/1	W, 6-2	Memphis	Little Rock, Ark.
3/8	W, 6-5 (10)	Wichita State	Fayetteville
3/9	L, 1-5	Indiana State	Fayetteville
3/9	W, 2-1	Indiana State	Fayetteville
3/10	W, 12-3	Indiana State	Fayetteville
3/11	W, 12-0	Missouri Western	Fayetteville
3/15	W, 6-0	Rice*	Fayetteville
3/15	W, 10-5	Rice*	Fayetteville
3/15	W, 15-7	Rice*	Fayetteville
3/16	W, 4-0	Iowa State	Fayetteville
3/17	W, 12-5	Western Illinois	Fayetteville
3/18	W, 7-2	Western Illinois	Fayetteville
3/19	W, 14-3	Wisconsin-Osh Kosh	Fayetteville
3/19	W, 4-3	Wisconsin-Osh Kosh	Fayetteville
3/21	L, 0-8	Texas*	Austin, Texas
3/22	W, 3-0	Texas*	Austin, Texas
3/22	L, 3-12	Texas*	Austin, Texas
3/23	W, 18-8	Evansville	Fayetteville
3/24	W, 4-0	Evansville	Fayetteville
3/25	W, 9-8	Evansville	Fayetteville
3/28	L, 0-6	Texas A&M*	Fayetteville

3/29	W, 10-0	Texas A&M*	Fayetteville
3/29	L, 2-5	Texas A&M*	Fayetteville
4/1	L, 9-11	Oklahoma State	Fayetteville
4/4	W, 15-6	Houston*	Houston, Texas
4/5	W, 3-2	Houston*	Houston, Texas
4/5	W, 10-6	Houston*	Houston, Texas
4/8	W, 6-2	SMS	Fayetteville
4/11	W, 20-3	Texas Tech*	Fayetteville
4/12	W, 9-4	Texas Tech*	Fayetteville
4/12	W, 8-3	Texas Tech*	Fayetteville
4/15	L, 7-8	Oklahoma State	Stillwater, Okla.
4/18	W, 13-3	TCU*	Fayetteville
4/20	W, 7-6	TCU*	Fayetteville
4/20	W, 6-5 (10)	TCU*	Fayetteville
4/21	W, 15-4	Northeastern State	Fayetteville
4/25	L, 8-10	Baylor*	Waco, Texas
4/26	L, 4-6	Baylor*	Waco, Texas
4/26	W, 10-7	Baylor*	Waco, Texas
4/30	W, 4-1	Missouri Southern	Fayetteville
5/2	W, 9-3	Murray State	Fayetteville
5/3	W, 3-2	Murray State	Fayetteville
5/8	W, 7-5	Oral Roberts	Fayetteville
5/9	W, 15-6	Oral Roberts	Tulsa, Okla.
5/11	W, 12-3	Wichita State	Wichita, Kan.
5/12	W, 9-8 (12)	Oral Roberts	Tulsa, Okla.
5/16	L, 0-4	Texas A&M!	College Station, Texas
5/22	W, 4-3	Oregon State+	Stillwater, Okla.
5/23	L, 0-2	Stanford+	Stillwater, Okla.
5/24	L, 0-1	Oregon State+	Stillwater, Okla.

\* - SWC opponent

I - SWC Tournament

+ - NCAA Midwest Regional

### 1987 (51-16-1; 17-4 2nd SWC) Norm DeBriyn

Date	Result	Opponent	Location
2/14	W, 3-1	Memphis	Memphis, Tenn.
2/14	T, 2-2	Memphis	Memphis, Tenn.
2/21	W, 21-5	Memphis	Fayetteville
2/22	W, 14-7	Memphis	Fayetteville
2/23	W, 4-3	Missouri Southern	Fayetteville
2/23	W, 13-10	Missouri Southern	Fayetteville
2/25	L, 4-6	Hawaii Pacific	Honolulu, Hawaii
2/26	W, 10-7	Hawaii Pacific	Honolulu, Hawaii
2/27	L, 4-8	Hawaii	Honolulu, Hawaii
2/28	L, 5-6 (10)	Hawaii	Honolulu, Hawaii
3/1	W, 9-7 (10)	Hawaii	Honolulu, Hawaii
3/2	W, 7-4	Hawaii	Honolulu, Hawaii
3/6	L, 3-4	Kansas State	Fayetteville
3/7	W, 12-7	Kansas State	Fayetteville
3/8	W, 13-4	North Texas	Fayetteville
3/9	W, 13-3	Lubbock Christian	Fayetteville
3/10	W, 20-10	Saint Louis	Fayetteville
3/11	W, 9-0	Saint Louis	Fayetteville
3/11	W, 15-5	Saint Louis	Fayetteville
3/13	W, 10-3	Northern Iowa	Fayetteville
3/14	W, 8-3	Western Kentucky	Fayetteville
3/15	W, 5-2	Western Kentucky	Fayetteville
3/15	L, 5-11	Washington State	Fayetteville
3/20	W, 17-10	Texas A&M*	College Station, Texas
3/21	W, 8-2	Texas A&M*	College Station, Texas
3/21	W, 7-3	Texas A&M*	College Station, Texas
3/25	L, 1-8	Oklahoma State	Stillwater, Okla.
3/27	L, 3-4	Houston*	Fayetteville
3/28	W, 10-3	Houston*	Fayetteville
3/28	W, 12-6	Houston*	Fayetteville
3/31	W, 11-2	Missouri-St. Louis	Fayetteville
3/31	W, 14-2	Missouri-St. Louis	Fayetteville
4/3	W, 2-0	Texas Tech*	Lubbock, Texas
4/4	W, 8-6	Texas Tech*	Lubbock, Texas
4/4	W, 9-0	Texas Tech*	Lubbock, Texas
4/7	W, 16-2	Evangel	Fayetteville
4/10	W, 9-7	TCU*	Fort Worth, Texas
4/11	L, 6-7	TCU*	Fort Worth, Texas
4/11	W, 13-7	TCU*	Fort Worth, Texas
4/15	W, 12-11	Oklahoma	Fayetteville
4/17	W, 5-3	Baylor*	Fayetteville
4/18	W, 8-0	Baylor*	Fayetteville
4/18	W, 6-5	Baylor*	Fayetteville
4/20	W, 12-1	School of Ozarks	Fayetteville
4/21	W, 9-8	Oklahoma State	Fayetteville
4/24	W, 4-3	Rice*	Houston, Texas
4/25	W, 5-1	Rice*	Houston, Texas
4/25	W, 3-0	Rice*	Houston, Texas
4/28	W, 14-10	SE Oklahoma State	Fayetteville
4/29	W, 20-5	Missouri Southern	Fayetteville
5/1	L, 5-9	Texas*	Fayetteville
5/2	W, 9-3	Texas*	Fayetteville
5/2	L, 4-4	Texas*	Fayetteville

5/7	W, 14-4	Oral Roberts	Fayetteville
5/8	W, 17-5	Oral Roberts	Fayetteville
5/10	L, 2-10	Oral Roberts	Tulsa, Okla.
5/10	L, 11-12 (10)	Missouri	Columbia, Mo.
5/15	W, 4-3	Texas A&M!	Austin, Texas
5/17	L, 3-10	Texas!	Austin, Texas
5/17	W, 14-9	Houston!	Austin, Texas
5/18	L, 2-3	Texas!	Austin, Texas
5/22	W, 10-7	Middle Tenn.+	Huntsville, Ala.
5/22	W, 7-2	West Virginia+	Huntsville, Ala.
5/23	W, 6-5 (10)	Clemson+	Huntsville, Ala.
5/24	W, 4-2	Clemson+	Huntsville, Ala.
5/30	L, 6-13	Texas#	Omaha, Neb.
5/31	W, 5-4	Georgia#	Omaha, Neb.
6/3	L, 2-5	LSU##	Omaha, Neb.

\* - SWC opponent

I - SWC Tournament

+ - NCAA South I Regional

# - College World Series

### 1988 (39-23; 12-9 3rd SWC) Norm DeBriyn

Date	Result	Opponent	Location
2/13	W, 12-4	Missouri Southern	Fayetteville
2/14	W, 17-5	Missouri Southern	Fayetteville
2/18	L, 11-12	Arizona	Tucson, Ariz.
2/19	L, 3-4	Arizona	Tucson, Ariz.
2/20	W, 7-2	Arizona	Tucson, Ariz.
2/27	W, 12-3	Kansas	Fayetteville
2/27	W, 19-4	Kansas	Fayetteville
2/28	W, 5-3	Kansas	Fayetteville
3/4	W, 8-7	Kansas State	Fayetteville
3/5	W, 9-5	Kansas State	Fayetteville
3/6	W, 10-1	North Texas	Fayetteville
3/7	W, 5-4	North Texas	Fayetteville
3/7	W, 6-5	North Texas	Fayetteville
3/9	W, 9-0	Benedictine	Fayetteville
3/12	L, 9-11	Indiana State	Fayetteville
3/12	L, 9-13	Indiana State	Fayetteville
3/13	W, 7-4	Nebraska	Fayetteville
3/13	L, 5-8	Nebraska	Fayetteville
3/16	W, 16-3	Wisconsin-Osh Kosh	Fayetteville
3/18	W, 4-2	Louisiana Tech	Shreveport, La.
3/19	L, 4-5	Oklahoma State	Shreveport, La.
3/20	W, 12-2	Centenary	Shreveport, La.
3/21	W, 6-0	Northern Iowa	Fayetteville
3/22	W, 17-0	Northern Iowa	Fayetteville
3/22	W, 15-2	Northern Iowa	Fayetteville
3/23	W, 13-5	Texas Wesleyan	Fayetteville
3/25	W, 5-0	Texas A&M*	Fayetteville
3/26	L, 1-6	Texas A&M*	Fayetteville
3/26	L, 6-8	Texas A&M*	Fayetteville
3/28	L, 6-9	Dallas Baptist	Fayetteville
4/1	L, 2-8	Houston*	Houston, Texas
4/2	W, 16-7	Houston*	Houston, Texas
4/2	L, 5-6 (10)	Houston*	Houston, Texas
4/5	W, 13-8	Evangel	Fayetteville
4/8	W, 7-6 (10)	Texas Tech*	Fayetteville
4/9	L, 8-11	Texas Tech*	Fayetteville
4/9	W, 5-4	Texas Tech*	Fayetteville
4/11	W, 6-5	Oklahoma State	Stillwater, Okla.
4/12	L, 3-11	Oklahoma	Norman, Okla.
4/15	W, 3-2	TCU*	Fayetteville
4/16	L, 1-3	TCU*	Fayetteville
4/16	W, 3-2	TCU*	Fayetteville
4/18	W, 16-3	Southwest Baptist	Fayetteville
4/22	W, 4-2	Baylor*	Waco, Texas
4/23	L, 5-7	Baylor*	Waco, Texas
4/23	W, 11-10	Baylor*	Waco, Texas
4/25	W, 10-5	SE Oklahoma State	Fayetteville
4/26	W, 15-13	SE Oklahoma State	Fayetteville
4/27	W, 8-6	Missouri	Fayetteville
5/7	W, 5-0	Texas*	Austin, Texas
5/8	L, 1-8	Texas*	Austin, Texas
5/8	L, 2-15	Texas*	Austin, Texas
5/10	L, 5-9	SMS	Springfield, Mo.
5/13	W, 6-1	Rice*	Fayetteville
5/14	W, 10-1	Rice*	Fayetteville
5/14	W, 9-8	Rice*	Fayetteville
5/15	W, 18-7	Oral Roberts	Fayetteville
5/16	L, 3-11	Oral Roberts	Tulsa, Okla.
5/19	L, 3-4	Texas A&M!	Fayetteville
5/20	L, 1-7	Texas!	Fayetteville
5/27	L, 3-8	Loyola Marymount*	Stillwater, Okla.
5/28	L, 7-13	Oklahoma State+	Stillwater, Okla.





Phillip Stidham was dominant for the Razorbacks in the late 1980s and early 1990s. He was a Freshman All-American in 1989 and an All-American in 1990 and 1991 as well as and three-time All-SWC selection during his outstanding career at Arkansas.

### 1989 (51-16; 17-4 T-1st SWC) Norm DeBriyn

Date	Result	Opponent	Location
2/19	W, 5-1	Wichita State	Fayetteville
2/24	W, 6-2	Missouri Southern	Fayetteville
2/25	W, 3-2	Kansas	Fayetteville
2/25	W, 7-0	Kansas	Fayetteville
2/26	W, 18-4	Kansas	Fayetteville
2/28	W, 8-4	Kentucky	Lakeland, Fla.
3/1	W, 2-1	Penn State	Lakeland, Fla.
3/1	L, 2-6	Kentucky	Lakeland, Fla.
3/2	L, 2-6	Western Michigan	Lakeland, Fla.
3/3	W, 8-2	Eckerd	Lakeland, Fla.
3/4	W, 15-0	Western Michigan	Lakeland, Fla.
3/10	W, 1-0	Iowa State	Fayetteville
3/11	W, 9-4	Iowa State	Fayetteville
3/12	W, 4-1	Nebraska	Fayetteville
3/13	W, 9-1	Stephen F. Austin	Fayetteville
3/14	W, 13-4	Wisconsin-Osh Kosh	Fayetteville
3/15	W, 9-4	Wisconsin-Osh Kosh	Fayetteville
3/17	W, 3-2	Northwestern St	Shreveport, La.
3/18	L, 2-10	Oklahoma State	Shreveport, La.
3/19	L, 4-8	La-Lafayette	Shreveport, La.
3/20	W, 14-4	Northern Iowa	Fayetteville
3/21	W, 12-1	Southwest Baptist	Fayetteville
3/22	W, 14-5	School of Ozarks	Fayetteville
3/22	W, 10-0	School of Ozarks	Fayetteville
3/24	W, 10-1	Houston*	Fayetteville
3/25	W, 3-0	Houston*	Fayetteville
3/25	W, 8-3	Houston*	Fayetteville
3/27	W, 11-3	St. Olaf	Fayetteville
3/31	W, 12-0	Texas Tech*	Lubbock, Texas
4/1	W, 3-2	Texas Tech*	Lubbock, Texas
4/1	W, 6-5	Texas Tech*	Lubbock, Texas
4/4	W, 10-4	Oklahoma State	Stillwater, Okla.
4/5	W, 6-4	Evangel	Fayetteville
4/7	W, 5-4	TCU*	Fort Worth, Texas
4/8	W, 8-6	TCU*	Fort Worth, Texas
4/8	W, 11-3	TCU*	Fort Worth, Texas
4/9	W, 11-1	SE Oklahoma State	Fayetteville
4/10	L, 8-10	Dallas Baptist	Fayetteville
4/11	W, 7-4	Missouri	Columbia, Mo.
4/14	W, 8-4	Baylor*	Fayetteville
4/15	W, 9-1	Baylor*	Fayetteville
4/15	W, 10-3	Baylor*	Fayetteville
4/19	W, 9-8	Northeastern State	Fayetteville
4/21	W, 10-2	Rice*	Houston, Texas
4/22	L, 1-3	Rice*	Houston, Texas
4/22	W, 8-4	Rice*	Houston, Texas
4/26	L, 2-3	Oklahoma	Fayetteville
4/28	L, 4-5	Texas*	Fayetteville
4/29	W, 8-4	Texas*	Fayetteville
4/29	W, 14-7	Texas*	Fayetteville
4/30	W, 9-4	Kansas State	Fayetteville
5/1	L, 2-7	Kansas State	Fayetteville
5/5	W, 11-9 (16)	Texas A&M*	College Station, Texas
5/6	L, 2-3	Texas A&M*	College Station, Texas
5/7	L, 0-9	Texas A&M*	College Station, Texas
5/10	W, 10-6	Oklahoma State	Fayetteville
5/18	L, 3-8	Texas!	College Station, Texas
5/19	W, 5-4	Houston!	College Station, Texas
5/20	L, 1-9	Texas!	College Station, Texas
5/25	L, 5-7	Le Moyne+	Waterbury, Conn.

5/26	W, 8-2	George Wa.+	Waterbury, Conn.
5/28	W, 9-2	Illinois+	Waterbury, Conn.
5/29	W, 1-0	Arizona St.+	Waterbury, Conn.
5/29	W, 6-5	Le Moyne+	Waterbury, Conn.
6/2	L, 1-3	Wichita State#	Omaha, Neb.
6/4	W, 7-3	North Carolina#	Omaha, Neb.
6/6	L, 4-8	Wichita State#	Omaha, Neb.
* - SWC opponent			
! - SWC Tournament			
+ - NCAA Midwest Regional			
# - College World Series			

### 1990 (47-15; 16-5 1st SWC) Norm DeBriyn

Date	Result	Opponent	Location
2/16	W, 12-6	Missouri Southern	Fayetteville
2/17	W, 2-1	Kansas State	Fayetteville
2/17	W, 5-1	Kansas State	Fayetteville
2/18	L, 4-5	Kansas State	Fayetteville
2/24	L, 4-10	Kansas	Fayetteville
2/25	W, 3-2	Kansas	Fayetteville
3/2	W, 12-11	SMS	Fayetteville
3/3	W, 14-4	Saint Louis	Fayetteville
3/3	W, 10-7	Saint Louis	Fayetteville
3/4	W, 9-1	Northwood Inst.	Fayetteville
3/8	W, 17-9	Northwest Mo. St.	Fayetteville
3/9	W, 8-1	Wisconsin	Fayetteville
3/9	L, 4-6	Wisconsin	Fayetteville
3/10	W, 9-0	Wisconsin	Fayetteville
3/10	W, 16-2	Wisconsin	Fayetteville
3/12	W, 5-1	George Washington	Fresno, Calif.
3/13	L, 5-6	BYU	Fresno, Calif.
3/14	W, 7-4	Gonzaga	Fresno, Calif.
3/15	W, 14-0	Maine	Fresno, Calif.
3/16	W, 9-2	Eastern Michigan	Fresno, Calif.
3/17	W, 6-4	Fresno State	Fresno, Calif.
3/19	W, 7-5	Wisconsin-Osh Kosh	Fayetteville
3/20	W, 13-2	Wisconsin-Osh Kosh	Fayetteville
3/21	W, 6-3	Louisiana Tech	Fayetteville
3/21	W, 4-1	Louisiana Tech	Fayetteville
3/23	W, 6-1	Houston*	Houston, Texas
3/24	W, 6-4	Houston*	Houston, Texas
3/24	L, 0-6	Houston*	Houston, Texas
3/27	W, 8-3	Evangel	Fayetteville
3/30	W, 6-5	Texas Tech*	Fayetteville
3/31	W, 7-6	Texas Tech*	Fayetteville
3/31	W, 12-4	Texas Tech*	Fayetteville
4/1	W, 4-2	Indiana State	Fayetteville
4/4	L, 1-5	School of Ozarks	Fayetteville
4/6	W, 10-3	TCU*	Fayetteville
4/7	W, 4-3	TCU*	Fayetteville
4/7	W, 7-3	TCU*	Fayetteville
4/8	W, 9-5	Centenary	Fayetteville
4/13	W, 13-3	Baylor*	Waco, Texas
4/14	L, 1-2	Baylor*	Waco, Texas
4/14	W, 3-2	Baylor*	Waco, Texas
4/16	W, 10-6	Dallas Baptist	Fayetteville
4/17	W, 12-5	Northeastern State	Fayetteville
4/18	W, 7-2	SMS	Springfield, Mo.
4/20	W, 9-1	Rice*	Fayetteville
4/21	L, 1-2 (11)	Rice*	Fayetteville
4/21	W, 6-5	Rice*	Fayetteville
4/23	W, 10-3	Oral Roberts	Fayetteville

4/24	W, 7-5	Oklahoma St.	Stillwater, Okla.
4/27	W, 13-11	Texas*	Austin, Texas
4/28	L, 3-4	Texas*	Austin, Texas
4/28	W, 6-5	Texas*	Austin, Texas
5/5	L, 3-4	Texas A&M*	Fayetteville
5/5	W, 6-2	Texas A&M*	Fayetteville
5/6	W, 13-4	Texas A&M*	Fayetteville
5/12	W, 6-4	Wichita State	Wichita, Kan.
5/13	L, 0-3	Wichita State	Wichita, Kan.
5/17	W, 7-5	Rice!	Austin, Texas
5/18	L, 4-11	Texas!	Austin, Texas
5/19	L, 1-7	Houston!	Austin, Texas
5/25	L, 5-8	Fordham+	Wichita, Kan.
5/26	L, 6-7	Wichita State+	Wichita, Kan.

\* - SWC opponent

! - SWC Tournament Game

+ - NCAA Midwest Regional

### 1991 (40-22; 10-11 T-4th SWC) Norm DeBriyn

Date	Result	Opponent	Location
2/12	W, 6-2	Northeastern State	Fayetteville
2/15	W, 7-5	Missouri Southern	Fayetteville
2/16	L, 0-6	Kansas State	Fayetteville
2/16	W, 3-2	Kansas State	Fayetteville
2/17	W, 3-2 (10)	Kansas State	Fayetteville
2/19	W, 15-5	School of Ozarks	Fayetteville
2/21	W, 2-1	Oral Roberts	Fayetteville
2/22	W, 8-1	Kansas	Fayetteville
2/23	W, 6-5	Kansas	Fayetteville
2/24	W, 17-3	Kansas	Fayetteville
2/27	W, 12-2	Hawaii Pacific	Honolulu, Hawaii
2/28	W, 5-4	Hawaii Pacific	Honolulu, Hawaii
3/1	L, 3-9	Hawaii	Honolulu, Hawaii
3/2	W, 17-9	Hawaii	Honolulu, Hawaii
3/2	L, 1-2	Hawaii	Honolulu, Hawaii
3/6	W, 4-3	Nebraska	Fayetteville
3/6	L, 3-5	Nebraska	Fayetteville
3/8	L, 3-4	Rice*	Houston, Texas
3/9	W, 8-4	Rice*	Houston, Texas
3/9	L, 8-9	Rice*	Houston, Texas
3/11	W, 6-5	Eastern Michigan	Fayetteville
3/12	W, 12-4	Eastern Michigan	Fayetteville
3/13	W, 7-5	Northwest Missouri St	Fayetteville
3/14	W, 8-3	New Mexico St.	Shreveport, La.
3/15	L, 2-3	New Orleans	Shreveport, La.
3/16	L, 2-11	La-Lafayette	Shreveport, La.
3/17	W, 7-3	Centenary	Shreveport, La.
3/18	W, 3-0	Wisconsin-Osh Kosh	Fayetteville
3/19	L, 5-9	Oklahoma State	Stillwater, Okla.
3/20	W, 11-2	Oklahoma	Norman, Okla.
3/22	L, 3-9	Texas A&M*	College Station, Texas
3/23	L, 0-2	Texas A&M*	College Station, Texas
3/23	W, 7-4	Texas A&M*	College Station, Texas
3/27	W, 14-2	Lamar	Fayetteville
3/28	W, 6-5	Lamar	Fayetteville
3/29	L, 3-4	Houston*	Fayetteville
3/30	W, 6-2	Houston*	Fayetteville
3/30	L, 5-6	Houston*	Fayetteville
4/2	W, 10-0	Evangel	Fayetteville
4/5	L, 1-4	Texas Tech*	Lubbock, Texas
4/6	W, 18-10	Texas Tech*	Lubbock, Texas
4/6	W, 6-2	Texas Tech*	Lubbock, Texas
4/8	W, 6-2	Central Oklahoma	Fayetteville
4/9	W, 9-4	Oklahoma State	Fayetteville
4/12	L, 1-4	TCU*	Fort Worth, Texas
4/13	W, 12-2	TCU*	Fort Worth, Texas
4/14	W, 12-6	TCU*	Fort Worth, Texas
4/16	L, 3-11	Missouri	Columbia, Mo.
4/19	W, 13-5	Baylor*	Fayetteville
4/20	W, 7-6	Baylor*	Fayetteville
4/20	L, 6-7	Baylor*	Fayetteville
4/22	L, 4-7	Dallas Baptist	Fayetteville
4/24	W, 1-0	SMS	Fayetteville
4/26	L, 3-7	Indiana State	Terre Haute, Ind.
4/27	W, 6-5	Indiana State	Terre Haute, Ind.
4/27	W, 8-3	Indiana State	Terre Haute, Ind.
4/30	L, 4-6	SMS	Springfield, Mo.
5/3	L, 2-4	Texas*	Fayetteville
5/4	L, 2-3	Texas*	Fayetteville
5/4	W, 4-2	Texas*	Fayetteville
5/11	W, 10-1	Wichita State	Fayetteville
5/12	W, 6-5	Wichita State	Fayetteville

\* - SWC opponent

### 1992 (31-26; 10-13 3rd SEC West) Norm DeBriyn

Date	Result	Opponent	Location
2/14	W, 12-1	Missouri Southern	Fayetteville
2/15	L, 13-18	Kansas State	Fayetteville
2/15	W, 13-0	Kansas State	Fayetteville
2/16	W, 19-9	Kansas State	Fayetteville
2/21	W, 13-5	Kansas	Fayetteville
2/22	L, 4-7	Kansas	Fayetteville
2/23	L, 1-4	Kansas	Fayetteville
2/28	W, 9-1	Central Missouri St	Fayetteville
2/29	W, 6-5 (11)	Northwestern State	Fayetteville
3/1	W, 7-2	Northwestern State	Fayetteville
3/4	W, 15-8	SMS	Fayetteville
3/6	W, 14-3	Illinois State	Fayetteville
3/7	W, 6-5 (10)	Illinois State	Fayetteville
3/8	W, 15-4	Illinois State	Fayetteville
3/12	L, 1-6	Gonzaga	Seattle, Wash.
3/13	L, 4-8	Washington State	Seattle, Wash.
3/14	W, 1-0	Tennessee	Seattle, Wash.
3/15	W, 8-1	Pacific Lutheran	Seattle, Wash.
3/16	L, 7-11	Kansas State	Manhattan, Kan.
3/17	L, 5-6	Kansas	Lawrence, Kan.
3/18	L, 2-3	Wisconsin-Osh Kosh	Fayetteville
3/21	W, 1-0	Georgia*	Athens, Ga.
3/21	W, 5-3	Georgia*	Athens, Ga.
3/25	L, 3-5	Oral Roberts	Fayetteville
3/26	W, 13-3	School of Ozarks	Fayetteville
3/28	W, 8-3	South Carolina*	Fayetteville
3/28	W, 7-2	South Carolina*	Fayetteville
3/29	L, 11-20	South Carolina*	Fayetteville
3/30	W, 10-0	Evangel	Fayetteville
3/31	L, 4-7	Oklahoma State	Fayetteville
4/4	L, 6-14	Kentucky*	Lexington, Ky.
4/4	W, 10-9	Kentucky*	Lexington, Ky.
4/5	L, 7-10	Kentucky*	Lexington, Ky.
4/7	W, 5-4	Wichita State	Wichita, Kan.
4/8	L, 4-22	Wichita State	Wichita, Kan.
4/11	W, 9-7	Auburn*	Fayetteville
4/11	W, 4-1	Auburn*	Fayetteville
4/12	L, 4-14	Auburn*	Fayetteville
4/14	W, 6-5	Northeastern State	Fayetteville
4/18	L, 2-12	LSU*	Baton Rouge, La.
4/18	L, 4-12	LSU*	Baton Rouge, La.
4/19	L, 4-8	LSU*	Baton Rouge, La.
4/21	W, 9-8 (10)	Centenary	Fayetteville
4/23	W, 13-3	Dallas Baptist	Fayetteville
4/25	L, 0-2	Mississippi State*	Starkville, Miss.
4/25	L, 2-3	Mississippi State*	Starkville, Miss.
4/26	L, 6-7	Mississippi State*	Starkville, Miss.
4/30	W, 12-10	SMS	Springfield, Mo.
5/2	L, 2-11	Alabama*	Fayetteville
5/2	L, 3-4	Alabama*	Fayetteville
5/3	W, 7-3	Alabama*	Fayetteville
5/9	L, 4-8	Ole Miss*	Fayetteville
5/9	W, 15-3	Ole Miss*	Fayetteville
5/10	W, 10-0	Ole Miss*	Fayetteville
5/13	W, 8-6	S. Carolina!	New Orleans, La.
5/14	L, 1-8	LSU!	New Orleans, La.
5/15	L, 5-9	S. Carolina!	New Orleans, La.

\* - SEC opponent

! - SEC Tournament (New Orleans, La.)

### 1993 (33-26; 11-16 4th SEC West) Norm DeBriyn

Date	Result	Opponent	Location
2/13	W, 17-1	Missouri Southern	Fayetteville
2/14	W, 10-5	Missouri Southern	Fayetteville
2/21	W, 10-1	Kansas State	Fayetteville
2/22	W, 21-5	Southwest Baptist	Fayetteville
2/27	L, 1-3	Kansas	Fayetteville
2/27	W, 6-4	Kansas	Fayetteville
2/28	W, 9-2	Kansas	Fayetteville
3/5	W, 11-4	Minnesota	Minneapolis, Minn.
3/6	L, 2-3	Ga Tech	Minneapolis, Minn.
3/7	L, 5-6	Cal St Fullerton	Minneapolis, Minn.
3/13	W, 8-3	Eastern Illinois	Fayetteville
3/14	W, 8-7	Eastern Illinois	Fayetteville
3/14	W, 7-1	Eastern Illinois	Fayetteville
3/15	L, 3-6	Memphis	Memphis, Tenn.
3/17	L, 7-8	Memphis	Memphis, Tenn.
3/20	W, 12-2	Northern Illinois	Fayetteville
3/21	W, 11-3	Northern Illinois	Fayetteville
3/21	W, 11-5	Northern Illinois	Fayetteville
3/23	W, 8-0	Oklahoma	Fayetteville
3/24	W, 8-4	SMS	Fayetteville
3/25	W, 5-2	Northeastern State	Fayetteville

3/27	W, 7-2	Georgia*	Fayetteville
3/27	W, 11-1	Georgia*	Fayetteville
3/28	W, 5-4 (10)	Georgia*	Fayetteville
3/30	W, 4-3	Wichita State	Fayetteville
3/31	W, 13-5	Oral Roberts	Fayetteville
4/3	L, 11-18	South Carolina*	Columbia, S.C.
4/3	L, 1-8	South Carolina*	Columbia, S.C.
4/4	L, 3-5	South Carolina*	Columbia, S.C.
4/5	L, 1-9	Wichita State	Wichita, Kan.
4/9	W, 1-0	Kentucky*	Fayetteville
4/10	L, 3-9	Kentucky*	Fayetteville
4/10	W, 8-4	Kentucky*	Fayetteville
4/17	W, 8-7	Auburn*	Auburn, Ala.
4/17	L, 1-6	Auburn*	Auburn, Ala.
4/18	L, 3-8	Auburn*	Auburn, Ala.
4/19	W, 4-1	Oklahoma State	Fayetteville
4/20	W, 16-1	Oral Roberts	Tulsa, Okla.
4/21	L, 7-9	Northeastern State	Fayetteville
4/24	L, 0-3	LSU*	Fayetteville
4/24	L, 2-4	LSU*	Fayetteville
4/25	L, 2-8	LSU*	Fayetteville
4/26	L, 1-4	Oklahoma State	Stillwater, Okla.
4/28	L, 10-11	SMS	Springfield, Mo.
5/1	L, 3-5	Mississippi State*	Fayetteville
5/1	L, 4-6	Mississippi State*	Fayetteville
5/2	W, 8-3	Mississippi State*	Fayetteville
5/8	L, 2-4	Alabama*	Tuscaloosa, Ala.
5/8	W, 8-1	Alabama*	Tuscaloosa, Ala.
5/9	L, 1-10	Alabama*	Tuscaloosa, Ala.
5/12	W, 5-1	Lamar	Fayetteville
5/13	W, 12-10	Lamar	Fayetteville
5/13	L, 7-14	Lamar	Fayetteville
5/15	W, 8-7	Ole Miss*	Oxford, Miss.
5/15	W, 5-1	Ole Miss*	Oxford, Miss.
5/16	L, 1-3	Ole Miss*	Oxford, Miss.
5/20	W, 5-2	Mississippi St.!	Baton Rouge, La.
5/21	L, 1-3	Auburn!	Baton Rouge, La.
5/22	L, 7-13	LSU!	Baton Rouge, La.

\* - SEC opponent

I - SEC Tournament (Baton Rouge, La.)

### 1994 (30-27; 13-13 4th SEC West) Norm DeBriyn

Date	Result	Opponent	Location
2/11	L, 3-7	TCU	Fort Worth, Texas
2/12	L, 4-21	TCU	Fort Worth, Texas
2/13	L, 4-6 (13)	TCU	Fort Worth, Texas
2/18	L, 3-5	Kansas	Fayetteville
2/19	L, 2-4	Kansas	Fayetteville
2/20	W, 5-3	Kansas	Fayetteville
2/22	W, 15-6	Southwest Baptist	Fayetteville
2/25	W, 22-4	Kansas State	Fayetteville
2/26	L, 10-11	Kansas State	Fayetteville
2/27	W, 4-1	Kansas State	Fayetteville
3/2	W, 10-3	Missouri Southern	Fayetteville
3/4	W, 13-6	SE Oklahoma State	Fayetteville
3/5	W, 11-5	Centenary	Fayetteville
3/6	W, 13-1	Centenary	Fayetteville
3/11	W, 4-2	Southern Miss	Fayetteville
3/12	W, 16-9	Southern Miss	Fayetteville
3/13	L, 8-9 (10)	Southern Miss	Fayetteville
3/15	W, 10-5	Oklahoma State	Fayetteville
3/16	W, 7-1	Memphis	Fayetteville
3/17	W, 6-3	Memphis	Fayetteville
3/19	L, 3-9	UNLV	Las Vegas, Nev.
3/20	L, 4-7 (11)	UNLV	Las Vegas, Nev.
3/21	L, 7-8	UNLV	Las Vegas, Nev.
3/23	W, 13-9	Oklahoma State	Stillwater, Okla.
3/25	L, 4-8	Tennessee*	Fayetteville
3/26	L, 11-12 (10)	Tennessee*	Fayetteville
3/27	W, 17-11	Tennessee*	Fayetteville
3/30	L, 7-8	Oral Roberts	Tulsa, Okla.
3/31	W, 7-4	Oral Roberts	Fayetteville
4/1	W, 6-0	Vanderbilt*	Nashville, Tenn.
4/2	W, 12-7	Vanderbilt*	Nashville, Tenn.
4/3	W, 7-5	Vanderbilt*	Nashville, Tenn.
4/6	L, 2-11	Oklahoma	Norman, Okla.
4/8	L, 2-5	Florida*	Gainesville, Fla.
4/9	L, 7-8	Florida*	Gainesville, Fla.
4/10	L, 2-3 (11)	Florida*	Gainesville, Fla.
4/12	L, 1-3	Oral Roberts	Tulsa, Okla.
4/15	W, 7-6	Auburn*	Fayetteville
4/16	L, 3-6	Auburn*	Fayetteville
4/17	W, 10-0	Auburn*	Fayetteville
4/19	W, 16-7	SMS	Springfield, Mo.
4/20	L, 2-12	Oral Roberts	Fayetteville
4/23	L, 3-11	LSU*	Baton Rouge, La.
4/23	L, 4-16	LSU*	Baton Rouge, La.
4/24	W, 6-5	LSU*	Baton Rouge, La.

4/27	W, 4-0	Northeastern State	Fayetteville
4/29	L, 9-10	Mississippi St.*	Starkville, Miss.
4/30	W, 12-11	Mississippi St.*	Starkville, Miss.
5/1	W, 14-4	Mississippi St.*	Starkville, Miss.
5/6	W, 6-5	Alabama*	Fayetteville
5/7	W, 14-6	Alabama*	Fayetteville
5/8	W, 7-3	Alabama*	Fayetteville
5/13	L, 6-12	Ole Miss*	Fayetteville
5/14	L, 2-7	Ole Miss*	Fayetteville
5/15	W, 8-5	Ole Miss*	Fayetteville
5/19	L, 1-3	Auburn!	Oxford, Miss.
5/20	L, 4-6	LSU!	Oxford, Miss.

\* - SEC opponent

I - SEC Western Division Tournament

### 1995 (38-23; 13-15 5th SEC West) Norm DeBriyn

Date	Result	Opponent	Location
2/10	W, 5-4	Missouri Southern	Fayetteville
2/17	W, 12-10	Kansas	Fayetteville
2/18	W, 8-2	Kansas	Fayetteville
2/19	W, 8-6	Kansas	Fayetteville
2/21	W, 10-1	Southwest Baptist	Fayetteville
2/24	W, 8-5	Evansville	Fayetteville
2/25	W, 6-5	Evansville	Fayetteville
2/26	L, 2-3	Evansville	Fayetteville
3/4	W, 9-7	TCU	Fayetteville
3/5	W, 8-4	TCU	Fayetteville
3/5	W, 3-2	TCU	Fayetteville
3/8	W, 9-8	Central Missouri St.	Fayetteville
3/10	W, 10-1	Southern Miss.	Hattiesburg, Miss.
3/11	L, 3-4 (12)	Southern Miss.	Hattiesburg, Miss.
3/12	W, 8-2	Southern Miss.	Hattiesburg, Miss.
3/15	W, 7-4	Wisconsin-Osh Kosh	Fayetteville
3/17	W, 5-4	Oregon State	San Jose, Calif.
3/17	W, 10-3	Santa Clara	San Jose, Calif.
3/18	W, 12-8	San Jose State	San Jose, Calif.
3/19	W, 7-4	San Jose State	San Jose, Calif.
3/20	L, 6-18	Oklahoma State	Stillwater, Okla.
3/21	W, 7-0	Oral Roberts	Tulsa, Okla.
3/22	L, 9-22	Oklahoma State	Fayetteville
3/24	L, 0-7	Tennessee*	Knoxville, Tenn.
3/25	L, 4-5 (12)	Tennessee*	Knoxville, Tenn.
3/26	L, 4-5	Tennessee*	Knoxville, Tenn.
3/29	W, 11-0	Northeastern State	Fayetteville
3/31	W, 10-7	Vanderbilt*	Fayetteville
4/1	W, 15-5	Vanderbilt*	Fayetteville
4/2	L, 6-7 (10)	Vanderbilt*	Fayetteville
4/4	W, 8-2 (11)	Oral Roberts	Tulsa, Okla.
4/5	L, 1-5	Wichita State	Wichita, Kan.
4/7	W, 5-4	Florida*	Fayetteville
4/8	W, 13-5	Florida*	Fayetteville
4/9	L, 2-5	Florida*	Fayetteville
4/12	W, 10-6	Southeast Mo. St.	Fayetteville
4/14	L, 1-7	Auburn*	Auburn, Ala.
4/15	L, 1-3	Auburn*	Auburn, Ala.
4/16	L, 7-11	Auburn*	Auburn, Ala.
4/21	L, 3-10	LSU*	Fayetteville
4/23	L, 7-13	LSU*	Fayetteville
4/23	W, 5-3	LSU*	Fayetteville
4/25	L, 0-5	Oral Roberts	Tulsa, Okla.
4/26	W, 9-1	Oral Roberts	Fayetteville
4/28	W, 16-1	Mississippi State*	Fayetteville
4/29	W, 10-9	Mississippi State*	Fayetteville
4/30	W, 12-7	Mississippi State*	Fayetteville
5/2	W, 5-2	Northwestern State	Fayetteville
5/5	W, 12-4	Alabama*	Tuscaloosa, Ala.
5/6	W, 9-3	Alabama*	Tuscaloosa, Ala.
5/7	L, 4-7	Alabama*	Tuscaloosa, Ala.
5/12	L, 1-3	Ole Miss*	Oxford, Miss.
5/13	L, 2-11	Ole Miss*	Oxford, Miss.
5/14	W, 5-4	Ole Miss*	Oxford, Miss.
5/15	W, 1-0	Memphis	Memphis, Tenn.
5/18	W, 5-2	Ole Miss!	Starkville, Miss.
5/19	W, 5-2	Alabama!	Starkville, Miss.
5/20	L, 7-8	Alabama!	Starkville, Miss.
5/21	L, 6-7	LSU!	Starkville, Miss.
5/27	L, 3-10	Stanford+	Wichita, Kan.
5/28	L, 10-14	Texas Tech+	Wichita, Kan.

\* - SEC opponent

I - SEC Western Division Tournament (Starkville, Miss.)

+ - NCAA Midwest I Regional

### 1996 (39-20; 15-15 4th SEC West) Norm DeBriyn

Date	Result	Opponent	Location
2/7	W, 15-2	Missouri Southern	Fayetteville
2/10	W, 9-6	Texas-San Antonio	San Antonio, Texas

2/10	W, 10-7	Texas-San Antonio	San Antonio, Texas
2/11	W, 18-1	Texas-San Antonio	San Antonio, Texas
2/13	W, 11-9	Oklahoma City	Fayetteville
2/16	W, 13-6	N. Western St.	Natchitoches, La.
2/17	W, 14-5	N. Western St.	Natchitoches, La.
2/18	W, 10-5	N. Western St.	Natchitoches, La.
2/20	W, 19-7	Oral Roberts	Fayetteville
2/21	W, 6-0	SMS	Springfield, Mo.
2/23	W, 7-6 (10)	Kansas State	Fayetteville
2/24	W, 9-5	Kansas State	Fayetteville
2/25	W, 11-3	Kansas State	Fayetteville
2/27	W, 9-8	Oklahoma	Fayetteville
3/1	W, 14-0	Iowa State	Fayetteville
3/2	W, 21-5	Iowa State	Fayetteville
3/3	W, 12-2	Iowa State	Fayetteville
3/5	W, 10-5	Pittsburg State	Fayetteville
3/9	L, 3-9	Tennessee*	Fayetteville
3/9	L, 3-4	Tennessee*	Fayetteville
3/10	W, 15-3	Tennessee*	Fayetteville
3/13	W, 5-0	Wichita State	Fayetteville
3/15	L, 2-5	Vanderbilt*	Fayetteville
3/16	W, 6-3	Vanderbilt*	Fayetteville
3/17	W, 16-11	Vanderbilt*	Fayetteville
3/18	L, 3-8	Kansas	Lawrence, Kan.
3/23	W, 16-9	Kentucky*	Lexington, Ky.
3/23	L, 5-6	Kentucky*	Lexington, Ky.
3/24	W, 7-5	Kentucky*	Lexington, Ky.
3/26	W, 8-3	Southeast Mo. St.	Fayetteville
3/29	W, 8-1	South Carolina*	Fayetteville
3/30	W, 2-1	South Carolina*	Fayetteville
3/31	L, 2-13	South Carolina*	Fayetteville
4/2	W, 3-2	Oral Roberts	Tulsa, Okla.
4/5	L, 3-7	Georgia*	Athens, Ga.
4/6	W, 4-3	Georgia*	Athens, Ga.
4/7	L, 6-7	Georgia*	Athens, Ga.
4/10	L, 7-8 (10)	Oral Roberts	Tulsa, Okla.
4/13	W, 9-2	Auburn*	Fayetteville
4/13	W, 9-6	Auburn*	Fayetteville
4/14	L, 2-4	Auburn*	Fayetteville
4/16	W, 4-2	Missouri Southern	Fayetteville
4/19	W, 3-2	LSU*	Baton Rouge, La.
4/20	L, 4-11	LSU*	Baton Rouge, La.
4/21	L, 4-9	LSU*	Baton Rouge, La.
4/24	W, 18-5	Oral Roberts	Fayetteville
4/26	L, 6-8	Mississippi St.*	Starkville, Miss.
4/27	W, 6-2	Mississippi St.*	Starkville, Miss.
4/28	L, 6-10	Mississippi St.*	Starkville, Miss.
5/1	W, 7-3	Northeastern State	Fayetteville
5/3	W, 9-3	Alabama*	Fayetteville
5/4	L, 3-7	Alabama*	Fayetteville
5/5	L, 2-3	Alabama*	Fayetteville
5/10	W, 18-4	Ole Miss*	Oxford, Miss.
5/11	L, 2-3	Ole Miss*	Oxford, Miss.
5/12	W, 8-3	Ole Miss*	Oxford, Miss.
5/15	L, 5-7	Kentucky!	Birmingham, Ala.
5/23	L, 5-6	Oklahoma St.+	Lubbock, Texas
5/24	L, 5-15	Southern Cal+	Lubbock, Texas

\* - SEC opponent

I - SEC Tournament (Birmingham, Ala.)

+ - NCAA Central II Regional

### 1997 (36-20; 15-14 5th SEC West) Norm DeBriyn

Date	Result	Opponent	Location
2/9	W, 10-6	Louisiana-Monroe	Fayetteville
2/11	W, 24-1	Missouri Southern	Fayetteville
2/14	W, 26-6	Iowa	Arlington, Texas
2/15	L, 6-7	Kansas State	Arlington, Texas
2/16	W, 11-1	Texas-Arlington	Arlington, Texas
2/19	W, 14-6	Oklahoma City	Fayetteville
2/22	W, 8-4	Texas-San Antonio	Fayetteville
2/22	W, 13-5	Texas-San Antonio	Fayetteville
2/23	L, 2-7	Texas-San Antonio	Fayetteville
2/28	W, 6-4	Navy	Millington, Texas
2/28	L, 5-8	Notre Dame	Millington, Texas
3/4	W, 22-6	Central Mo. State	Fayetteville
3/7	L, 3-5	Tennessee*	Knoxville, Tenn.
3/8	L, 10-13	Tennessee*	Knoxville, Tenn.
3/9	L, 12-13	Tennessee*	Knoxville, Tenn.
3/10	W, 21-11	Iowa State	Fayetteville
3/14	W, 13-4	Vanderbilt*	Nashville, Tenn.
3/15	L, 10-13 (12)	Vanderbilt*	Nashville, Tenn.
3/16	W, 18-5	Vanderbilt*	Nashville, Tenn.
3/18	W, 8-5	Kansas	Fayetteville
3/19	L, 2-8	Kansas	Fayetteville
3/21	L, 5-11	Kentucky*	Fayetteville
3/22	W, 9-8(10)	Kentucky*	Fayetteville
3/23	W, 11-4	Kentucky*	Fayetteville
3/25	W, 5-4	Northwestern State	Fayetteville

3/26	W, 13-8	Northwestern State	Fayetteville
3/28	W, 11-8	South Carolina*	Columbia, S.C.
3/29	L, 9-14	South Carolina*	Columbia, S.C.
3/30	W, 30-7	South Carolina*	Columbia, S.C.
4/1	W, 4-3	Missouri	Fayetteville
4/2	W, 12-8	Missouri Southern	Fayetteville
4/5	W, 11-2	Georgia*	Fayetteville
4/5	W, 15-6	Georgia*	Fayetteville
4/6	W, 17-8	Georgia*	Fayetteville
4/9	W, 8-0	Louisiana Tech	Fayetteville
4/9	W, 3-2	Louisiana Tech	Fayetteville
4/11	W, 14-13 (10)	Ole Miss*	Fayetteville
4/12	W, 12-7	Ole Miss*	Fayetteville
4/13	W, 8-6	Ole Miss*	Fayetteville
4/15	W, 8-6	Missouri	Columbia, Mo.
4/16	W, 24-3	Northeastern State	Fayetteville
4/18	L, 4-11	Auburn*	Auburn, Ala.
4/19	W, 9-5	Auburn*	Auburn, Ala.
4/20	L, 3-12	Auburn*	Auburn, Ala.
4/22	W, 11-6	Oral Roberts	Tulsa, Okla.
4/23	W, 15-5	Oral Roberts	Fayetteville
4/25	L, 10-11	Alabama*	Tuscaloosa, Ala.
4/26	L, 2-13	Alabama*	Tuscaloosa, Ala.
4/29	L, 7-9 (10)	Wichita State	Wichita, Kan.
5/2	L, 8-13	LSU*	Fayetteville
5/3	L, 5-11	LSU*	Fayetteville
5/4	W, 16-1	LSU*	Fayetteville
5/9	W, 8-5	Mississippi State*	Fayetteville
5/10	L, 5-13	Mississippi State*	Fayetteville
5/11	L, 10-17	Mississippi State*	Fayetteville
5/14	L, 3-7	Auburn!	Columbus, Ga.

\* - SEC opponent

I - SEC Tournament (Columbus, Ga.)

### 1998 (38-21; 13-14 5th SEC West) Norm DeBriyn

Date	Result	Opponent	Location
2/11	W, 24-5	Missouri Southern	Fayetteville
2/14	W, 4-1	Texas-San Antonio	San Antonio, Texas
2/15	W, 10-5	Texas-San Antonio	San Antonio, Texas</





Cliff Lee was a fourth-round draft pick in 2000 by the Montreal Expos. The left-hander won the 2008 American League Cy Young Award with the Cleveland Indians and was a four-time All-Star for the Indians and the Philadelphia Phillies.

3/24	W, 4-2	Central Michigan	Fayetteville	3/16	W, 10-3	Louisiana Tech	Ruston, La.
3/25	W, 7-2	Central Michigan	Fayetteville	3/17	W, 10-8	Louisiana-Monroe	Monroe, La.
3/27	W, 12-10	Ole Miss*	Oxford, Miss.	3/19	W, 11-4	LSU*	Fayetteville
3/28	W, 16-8	Ole Miss*	Oxford, Miss.	3/20	L, 4-10	LSU*	Fayetteville
3/29	L, 10-13	Ole Miss*	Oxford, Miss.	3/21	W, 7-6	LSU*	Fayetteville
3/31	W, 19-8	Louisiana Tech	Fayetteville	3/23	W, 7-6	Kansas	Fayetteville
4/1	L, 3-7	Oklahoma State	Tulsa, Okla.	3/24	L, 6-9	Kansas	Fayetteville
4/3	W, 11-8	Alabama*	Fayetteville	3/26	W, 10-6	Tennessee*	Fayetteville
4/4	L, 1-9	Alabama*	Fayetteville	3/27	W, 7-3	Tennessee*	Fayetteville
4/5	L, 3-5	Alabama*	Fayetteville	3/28	W, 13-12	Tennessee*	Fayetteville
4/7	W, 5-3	Long Beach State	Fayetteville	3/31	W, 18-2	Centenary	Fayetteville
4/8	W, 12-9	Long Beach State	Fayetteville	4/2	W, 8-1	Florida*	Gainesville, Fla.
4/10	L, 2-11	Auburn*	Fayetteville	4/3	W, 6-5	Florida*	Gainesville, Fla.
4/11	L, 5-6	Auburn*	Fayetteville	4/4	W, 10-5	Florida*	Gainesville, Fla.
4/12	W, 4-2	Auburn*	Fayetteville	4/6	L, 3-6	UCLA	Fayetteville
4/15	W, 19-7	Oral Roberts	Fayetteville	4/7	L, 4-5	UCLA	Fayetteville
4/17	W, 11-8	Tennessee*	Knoxville, Tenn.	4/9	W, 15-2	Kentucky*	Fayetteville
4/21	W, 11-2	Missouri Southern	Fayetteville	4/10	W, 10-1	Kentucky*	Fayetteville
4/22	W, 8-5	Oral Roberts	Tulsa, Okla.	4/11	W, 9-5	Kentucky*	Fayetteville
4/24	W, 17-1	Kentucky*	Lexington, Ky.	4/14	W, 15-6	Oral Roberts	Tulsa, Okla.
4/25	L, 5-15	Kentucky*	Lexington, Ky.	4/16	L, 5-6	Vanderbilt*	Nashville, Tenn.
4/26	L, 3-4	Kentucky*	Lexington, Ky.	4/17	W, 5-2	Vanderbilt*	Nashville, Tenn.
4/28	W, 16-5	Wichita State	Fayetteville	4/18	W, 10-7	Vanderbilt*	Nashville, Tenn.
5/1	L, 6-7	Florida*	Fayetteville	4/21	L, 5-12	Oral Roberts	Fayetteville
5/2	L, 9-13	Florida*	Fayetteville	4/23	L, 3-8	Alabama*	Tuscaloosa, Ala.
5/3	W, 4-3	Florida*	Fayetteville	4/24	L, 8-15	Alabama*	Tuscaloosa, Ala.
5/8	W, 14-10 (10)	Mississippi St.*	Starkville, Miss.	4/25	L, 8-9	Alabama*	Tuscaloosa, Ala.
5/9	L, 3-17	Mississippi St.*	Starkville, Miss.	4/27	L, 4-5 (14)	Wichita State	Wichita, Kan.
5/10	W, 8-3	Mississippi St.*	Starkville, Miss.	4/30	W, 6-4	Mississippi State*	Fayetteville
5/13	W, 8-4	LSU!	Hoover, Ala.	5/1	W, 7-4	Mississippi State*	Fayetteville
5/14	W, 10-3	Mississippi State!	Hoover, Ala.	5/2	W, 7-5	Mississippi State*	Fayetteville
5/16	W, 7-3	Mississippi State!	Hoover, Ala.	5/7	W, 8-1	Ole Miss*	Fayetteville
5/17	L, 5-7	Auburn!	Hoover, Ala.	5/8	W, 9-4	Ole Miss*	Fayetteville
5/21	L, 4-8	Arizona State+	Wichita, Kan.	5/9	W, 7-4	Ole Miss*	Fayetteville
5/22	W, 3-2 (11)	Wichita State+	Wichita, Kan.	5/14	W, 8-2	South Carolina*	Columbia, S.C.
5/23	L, 0-2	Georgia Tech+	Wichita, Kan.	5/15	L, 6-16	South Carolina*	Columbia, S.C.

\* - SEC opponent

! - SEC Tournament (Hoover, Ala.)

+ - NCAA Midwest Regional

### 1999 (42-23; 22-8 SEC Champs) Norm DeBrynn

Date	Result	Opponent	Location
2/6	W, 7-6	Missouri Southern	Fayetteville
2/12	L, 2-6	La-Lafayette	Lafayette, La.
2/13	L, 6-8	Louisiana-Monroe	Lafayette, La.
2/14	L, 8-10	Dallas Baptist	Lafayette, La.
2/19	W, 12-2	Texas-San Antonio	Fayetteville
2/20	W, 10-4	Iowa State	Fayetteville
2/21	W, 5-3	Texas-San Antonio	Fayetteville
2/21	W, 18-7	Iowa State	Fayetteville
2/23	W, 10-8	Oklahoma City	Fayetteville
2/26	W, 8-3	Eastern Illinois	Fayetteville
2/27	W, 17-2	Eastern Illinois	Fayetteville
2/28	W, 10-3	Eastern Illinois	Fayetteville
3/2	L, 3-9	SMS	Springfield, Mo.
3/5	L, 4-5 (12)	Long Beach St.	Long Beach, Calif.
3/6	W, 11-4	Long Beach St.	Long Beach, Calif.
3/7	L, 0-8	Long Beach St.	Long Beach, Calif.
3/12	L, 4-11	Auburn*	Auburn, Ala.
3/13	W, 20-9	Auburn*	Auburn, Ala.
3/14	L, 12-13	Auburn*	Auburn, Ala.

2/26	L, 3-16	Long Beach State	Fayetteville
2/27	L, 6-8	Long Beach State	Fayetteville
2/29	W, 7-6 (10)	Centenary	Fayetteville
3/1	W, 21-9	Centenary	Fayetteville
3/4	W, 15-5	Miami (Ohio)	Fayetteville
3/5	W, 5-1	Miami (Ohio)	Fayetteville
3/7	W, 7-4	Saint Louis	Fayetteville
3/8	W, 14-4	Saint Louis	Fayetteville
3/10	W, 10-5	Tennessee*	Knoxville, Tenn.
3/11	W, 14-5	Tennessee*	Knoxville, Tenn.
3/12	L, 0-14	Tennessee*	Knoxville, Tenn.
3/14	L, 4-10	Nebraska	Fayetteville
3/15	L, 3-10	Nebraska	Fayetteville
3/17	L, 6-11	Auburn*	Fayetteville
3/18	L, 7-10	Auburn*	Fayetteville
3/19	L, 11-21	Auburn*	Fayetteville
3/21	W, 10-8	Oklahoma State	Stillwater, Okla.
3/22	W, 10-3	Kansas	Lawrence, Kan.
3/24	L, 7-8 (11)	Florida*	Fayetteville
3/25	L, 7-8 (10)	Florida*	Fayetteville
3/26	L, 4-7	Florida*	Fayetteville
3/28	L, 1-2	Oklahoma State	Fayetteville
3/31	L, 2-3	Mississippi St.*	Starkville, Miss.
4/7	L, 3-12	LSU*	Baton Rouge, La.
4/8	L, 5-12	LSU*	Baton Rouge, La.
4/9	L, 11-17	LSU*	Baton Rouge, La.
4/11	W, 5-4	Oral Roberts	Tulsa, Okla.
4/14	L, 5-6	Alabama*	Fayetteville
4/15	L, 7-8	Alabama*	Fayetteville
4/16	L, 8-9	Alabama*	Fayetteville
4/18	L, 4-8	Oral Roberts	Fayetteville
4/21	L, 2-10	Georgia*	Athens, Ga.
4/22	L, 8-14	Georgia*	Athens, Ga.
4/23	L, 5-15	Georgia*	Athens, Ga.
4/25	W, 15-14	Wichita State	Wichita, Kan.
4/28	L, 6-7	Kentucky*	Fayetteville
4/29	W, 12-10	Kentucky*	Fayetteville
4/30	W, 8-5	Kentucky*	Fayetteville
5/2	W, 7-2	SMS	Fayetteville
5/5	L, 2-8	South Carolina*	Fayetteville
5/6	W, 11-10	South Carolina*	Fayetteville
5/7	W, 9-3	South Carolina*	Fayetteville
5/12	W, 6-1	Ole Miss*	Oxford, Miss.
5/13	L, 5-12	Ole Miss*	Oxford, Miss.
5/14	W, 8-1	Ole Miss*	Oxford, Miss.

\* - SEC opponent

### 2001 (27-29; 11-19 6th SEC West) Norm DeBrynn

Date	Result	Opponent	Location
2/4	W, 25-6	Missouri Southern	Fayetteville
2/9	L, 6-7	Texas-San Antonio	San Antonio, Texas
2/10	L, 2-4	Texas-San Antonio	San Antonio, Texas
2/11	W, 4-1	Texas-San Antonio	San Antonio, Texas
2/17	W, 12-4	Long Beach State	Fayetteville
2/18	W, 6-3	Long Beach State	Fayetteville
2/21	W, 14-4	Oklahoma City	Fayetteville
2/23	W, 6-2	Eastern Illinois	Fayetteville
2/25	W, 10-4	Eastern Illinois	Fayetteville
2/25	W, 17-4	Eastern Illinois	Fayetteville
2/27	L, 4-8	Northwestern State	Fayetteville
3/2	L, 0-6	Minnesota	Minneapolis, Minn.
3/3	W, 6-4	San Diego St.	Minneapolis, Minn.
3/4	L, 2-8	Miami (Fla.)	Minneapolis, Minn.
3/6	L, 1-4	Evansville	Fayetteville
3/7	W, 5-1	Evansville	Fayetteville
3/9	L, 5-16	South Carolina*	Columbia, S.C.
3/10	L, 4-7	South Carolina*	Columbia, S.C.
3/11	L, 3-9	South Carolina*	Columbia, S.C.
3/13	L, 0-5	Wichita State	Wichita, Kan.
3/16	W, 8-5	Georgia*	Fayetteville
3/17	W, 20-3	Georgia*	Fayetteville
3/18	L, 6-7	Georgia*	Fayetteville
3/20	W, 2-0	Kansas State	Shreveport, La.
3/20	L, 1-12	Louisiana Tech	Shreveport, La.
3/21	W, 5-0	Centenary	Shreveport, La.
3/23	L, 4-7	Florida*	Gainesville, Fla.
3/24	L, 4-8	Florida*	Gainesville, Fla.
3/25	L, 1-4	Florida*	Gainesville, Fla.
3/27	W, 6-5	Kansas	Fayetteville
3/30	W, 6-5	Mississippi State*	Fayetteville
3/31	L, 3-9	Mississippi State*	Fayetteville
4/1	L, 2-10	Mississippi State*	Fayetteville
4/3	L, 9-10	SMS	Springfield, Mo.
4/6	W, 3-2	Ole Miss*	Fayetteville
4/7	L, 6-11	Ole Miss*	Fayetteville
4/8	W, 10-3	Ole Miss*	Fayetteville
4/10	W, 5-4	Oklahoma	Norman, Okla.
4/13	L, 1-10	Auburn*	Auburn, Ala.

4/14	L, 4-11	Auburn*	Auburn, Ala.
4/15	L, 5-10	Auburn*	Auburn, Ala.
4/17	W, 4-2	Oral Roberts	Tulsa, Okla.
4/20	L, 7-8	Tennessee*	Knoxville, Tenn.
4/21	L, 3-6	Tennessee*	Knoxville, Tenn.
4/22	W, 14-1	Tennessee*	Knoxville, Tenn.
4/24	L, 5-6	Oklahoma State	Tulsa, Okla.
4/27	L, 4-5	Kentucky*	Lexington, Ky.
4/28	W, 16-11	Kentucky*	Lexington, Ky.
4/29	W, 9-5	Kentucky*	Lexington, Ky.
5/1	W, 10-0	Oral Roberts	Fayetteville
5/4	W, 8-1	LSU*	Fayetteville
5/5	W, 5-4	LSU*	Fayetteville
5/6	W, 4-3	LSU*	Fayetteville
5/11	L, 6-11	Alabama*	Tuscaloosa, Ala.
5/12	L, 9-10	Alabama*	Tuscaloosa, Ala.
5/13	L, 6-8	Alabama*	Tuscaloosa, Ala.

\* - SEC opponent

### 2002 (35-28; 13-14 5th SEC West) Norm DeBrynn

Date	Result	Opponent	Location
2/11	W, 13-1	Missouri Southern	Fayetteville
2/12	W, 5-4	Oklahoma City	Fayetteville
2/15	W, 18-1	Air Force	Arlington, Texas
2/16	L, 2-3	SMS	Arlington, Texas
2/17	W, 7-1	Texas-Arlington	Arlington, Texas
2/22	L, 1-7	Long Beach St.	Long Beach, Calif.
2/23	L, 0-4	Long Beach St.	Long Beach, Calif.
2/24	W, 5-3	Long Beach St.	Long Beach, Calif.
2/27	W, 7-1	Missouri Valley	Fayetteville
3/5	W, 10-1	SMS	Fayetteville
3/8	W, 5-2	McNeese State	Fayetteville
3/9	L, 9-14	McNeese State	Fayetteville
3/10	L, 1-4	McNeese State	Fayetteville
3/12	L, 1-7	Oklahoma	Norman, Okla.
3/15	L, 3-10	Georgia*	Athens, Ga.
3/16	L, 4-8	Georgia*	Athens, Ga.
3/17	W, 16-12 (10)	Georgia*	Athens, Ga.
3/19	W, 11-10	Missouri	Columbia, Mo.
3/20	W, 6-4	Saint Louis	St. Louis, Mo.
3/22	L, 5-9	Alabama*	Fayetteville
3/23	W, 10-0	Alabama*	Fayetteville
3/24	L, 1-4	Alabama*	Fayetteville
3/26	W, 16-4	Centenary	Fayetteville
3/27	W, 10-2	Centenary	Fayetteville
3/30	L, 3-4	Vanderbilt*	Nashville, Tenn.
4/3	W, 7-4	SMS	Springfield, Mo.
4/5	W, 7-4	South Carolina*	Fayetteville
4/6	W, 8-7 (15)	South Carolina*	Fayetteville
4/9	W, 9-6	Oklahoma	Fayetteville
4/12	L, 4-17	Mississippi St.*	Starkville, Miss.
4/13	W, 7-3	Mississippi St.*	Starkville, Miss.
4/14	L, 4-6	Mississippi St.*	Starkville, Miss.
4/16	W, 14-0	Oral Roberts	Tulsa, Okla.
4/17	W, 5-1	Pittsburg State	Fayetteville
4/19	L, 9-14	Tennessee*	Fayetteville
4/20	W, 7-6 (12)	Tennessee*	Fayetteville
4/21	W, 9-2	Tennessee*	Fayetteville
4/23	L, 2-3	Wichita State	Fayetteville
4/26	L, 0-3	LSU*	Baton Rouge, La.
4/27	L, 0-8	LSU*	Baton Rouge, La.
4/28	L, 5-13	LSU*	Baton Rouge, La.
4/30	W, 6-3	Oral Roberts	Fayetteville
5/1	L, 7-10	SMS	Fayetteville
5/3	W, 5-1	Kentucky*	Fayetteville
5/4	L, 2-5	Kentucky*	Fayetteville
5/5	L, 0-1	Kentucky*	Fayetteville
5/10	W, 5-4	Ole Miss*	Oxford, Miss.
5/11	W, 11-5	Ole Miss*	Oxford, Miss.
5/12	W, 10-8	Ole Miss*	Oxford, Miss.
5/14	L, 1-5	Southeast Mo. St.	Fayetteville
5/15	L, 4-5	Southeast Mo. St.	Fayetteville
5/17	W, 18-5	Auburn*	Fayetteville
5/18	L, 3-7	Auburn*	Fayetteville
5/19	W, 4-1	Auburn*	Fayetteville
5/22	L, 1-10	South Carolina!	Hoover, Ala.
5/23	W, 7-3	Auburn!	Hoover, Ala.
5/24	L, 1-4	South Carolina!	Hoover, Ala.
5/31	W, 8-5	Oklahoma*	Wichita, Kan.
6/1	W, 7-6	Oral Roberts+	Wichita, Kan.
6/2	W, 11-6	Oral Roberts+	Wichita, Kan.
6/7	W, 9-6	Clemson\$	Clemson, S.C.
6/8	L, 7-8	Clemson\$	Clemson, S.C.
6/9	L, 4-7	Clemson\$	Clemson, S.C.

\* - SEC opponent


! - SEC Tournament (Hoover, Ala.)

+ - NCAA Wichita Regional

\$ - NCAA Clemson Super Regional







Zack Cox, a two-time All-American as a Razorback, helped lead Arkansas to its sixth College World Series appearance in 2009, slashing .266/.345/.558 with 13 home runs and 39 RBI over 57 games during his freshman campaign.

3/26	L, 1-5	Centenary	Fayetteville	4/3	W, 6-4	South Carolina*	Columbia, S.C.
3/29	L, 5-6 (12)	Vanderbilt*	Nashville, Tenn.	4/4	L, 1-9	South Carolina*	Columbia, S.C.
3/30	L, 2-6	Vanderbilt*	Nashville, Tenn.	4/5	W, 7-4	South Carolina*	Columbia, S.C.
4/1	W, 7-6 (10)	Missouri State	Springfield, Mo.	4/7	W, 7-3	Arizona State	Fayetteville
4/4	L, 2-5	Auburn*	Fayetteville	4/8	W, 8-7	Arizona State	Fayetteville
4/5	W, 5-4	Auburn*	Fayetteville	4/10	L, 0-9	Vanderbilt*	Fayetteville
4/6	L, 10-12 (10)	Auburn*	Fayetteville	4/11	L, 6-13	Vanderbilt*	Fayetteville
4/8	L, 4-9	Oral Roberts	Fayetteville	4/14	L, 2-3	ULM	Fayetteville
4/11	W, 2-1	Florida*	Gainesville, Fla.	4/15	W, 10-9 (10)	ULM	Fayetteville
4/12	L, 1-6	Florida*	Gainesville, Fla.	4/17	L, 3-4	Georgia*	Athens, Ga.
4/13	W, 10-4	Florida*	Gainesville, Fla.	4/18	L, 3-4	Georgia*	Athens, Ga.
4/15	L, 2-12	Oral Roberts	Tulsa, Okla.	4/19	W, 2-0	Georgia*	Athens, Ga.
4/16	W, 9-1	Alcorn State	Fayetteville	4/21	W, 9-6	Oral Roberts	Tulsa, Okla.
4/18	W, 5-4	Tennessee*	Fayetteville	4/24	W, 9-3	Tennessee*	Knoxville, Tenn.
4/19	W, 5-4 (10)	Tennessee*	Fayetteville	4/25	L, 4-5	Tennessee*	Knoxville, Tenn.
4/20	L, 6-7 (10)	Tennessee*	Fayetteville	4/26	W, 15-8	Tennessee*	Knoxville, Tenn.
4/22	W, 9-2	Northern Colorado	Fayetteville	4/28	W, 8-7 (10)	Oklahoma	Fayetteville
4/23	W, 9-1	Northern Colorado	Fayetteville	5/2	W, 11-4	ULM	Fayetteville
4/25	L, 4-12	Ole Miss*	Oxford, Miss.	5/2	L, 0-5	LSU*	Fayetteville
4/26	W, 13-11 (10)	Ole Miss*	Oxford, Miss.	5/3	L, 3-4	LSU*	Fayetteville
4/27	W, 12-4	Ole Miss*	Oxford, Miss.	5/8	L, 1-2	Alabama*	Tuscaloosa, Ala.
4/30	W, 14-6	Missouri State	Fayetteville	5/9	L, 6-8	Alabama*	Tuscaloosa, Ala.
5/2	L, 7-11	Alabama*	Fayetteville	5/10	L, 5-6	Alabama*	Tuscaloosa, Ala.
5/3	L, 6-11	Alabama*	Fayetteville	5/12	W, 3-2	Oral Roberts	Fayetteville
5/4	W, 5-4	Alabama*	Fayetteville	5/14	L, 5-7	Ole Miss*	Fayetteville
5/9	W, 12-11	South Carolina*	Fayetteville	5/15	L, 3-9	Ole Miss*	Fayetteville
5/10	W, 6-3	South Carolina*	Fayetteville	5/16	L, 3-16	Ole Miss*	Fayetteville
5/11	W, 4-2	South Carolina*	Fayetteville	5/20	W, 8-5	Florida!	Hoover, Ala.
5/12	W, 12-3	Mississippi Valley St	Fayetteville	5/21	L, 1-2 (10)	Georgia!	Hoover, Ala.
5/15	L, 5-6	Mississippi State*	Starkville, Miss.	5/22	W, 10-7	Florida!	Hoover, Ala.
5/16	L, 5-6	Mississippi State*	Starkville, Miss.	5/23	L, 1-11 (7)	Vanderbilt!	Hoover, Ala.
5/17	W, 15-10	Mississippi State*	Starkville, Miss.	5/29	W, 10-3	Washington St.+	Norman, Okla.
5/19	W, 12-6	Western Illinois	Fayetteville	5/30	W, 17-6	Oklahoma+	Norman, Okla.
5/30	L, 3-4	Pepperdine+	Palo Alto, Calif.	5/31	W, 11-0	Oklahoma+	Norman, Okla.
5/31	L, 1-5	Pizz Stanford+	Palo Alto, Calif.	6/5	W, 7-2	Florida State\$	Tallahassee, Fla.
^ - <i>Dominos Pizza Classic</i>				6/6	W, 9-8	Florida State\$	Tallahassee, Fla.
* - <i>SEC opponent</i>				6/13	W, 10-6	Cal St. Fullerton#	Omaha, Neb.
+ - <i>NCAA Stanford Regional</i>				6/15	L, 1-9	LSU#	Omaha, Neb.
				6/17	W, 4-3 (12)	Virginia#	Omaha, Neb.
				6/19	L, 5-14	LSU#	Omaha, Neb.

### 2009 (41-24; 14-15 4th SEC West) Dave Van Horn

Date	Result	Opponent	Location
2/20	W, 4-2	Washington State	Fayetteville
2/20	W, 7-5 (10)	Washington State	Fayetteville
2/22	W, 4-3	Washington State	Fayetteville
2/24	L, 3-9	Kansas	Fayetteville
2/25	W, 9-8 (10)	Kansas	Fayetteville
2/27	W, 8-7 (10)	Western Illinois	Fayetteville
3/3	W, 7-3	Valparaiso	Fayetteville
3/6	W, 5-4 (10)	California	Fayetteville
3/7	L, 6-12	California	Fayetteville
3/8	W, 13-3	California	Fayetteville
3/10	L, 3-8	Centenary	Shreveport, La.
3/13	W, 11-4	Florida*	Fayetteville
3/14	W, 8-4	Florida*	Fayetteville
3/15	W, 4-2	Florida*	Fayetteville
3/17	W, 7-3	Nebraska	Fayetteville
3/18	L, 4-7	Nebraska	Fayetteville
3/20	W, 3-2	Auburn*	Auburn, Ala.
3/21	W, 10-6	Auburn*	Auburn, Ala.
3/22	W, 12-6	Auburn*	Auburn, Ala.
3/25	W, 10-0	Missouri State	Fayetteville
3/27	W, 20-9	Mississippi State*	Fayetteville
3/29	W, 5-1	Mississippi State*	Fayetteville
3/29	L, 4-12	Mississippi State*	Fayetteville
3/31	W, 2-0	Missouri State	Springfield, Mo.

^ - *Dominos Pizza Classic*

\* - *SEC opponent*

+ - *NCAA Stanford Regional*

### 2009 (41-24; 14-15 4th SEC West) Dave Van Horn

Date	Result	Opponent	Location
2/20	W, 4-2	Washington State	Fayetteville
2/20	W, 7-5 (10)	Washington State	Fayetteville
2/22	W, 4-3	Washington State	Fayetteville
2/24	L, 3-9	Kansas	Fayetteville
2/25	W, 9-8 (10)	Kansas	Fayetteville
2/27	W, 8-7 (10)	Western Illinois	Fayetteville
3/3	W, 7-3	Valparaiso	Fayetteville
3/6	W, 5-4 (10)	California	Fayetteville
3/7	L, 6-12	California	Fayetteville
3/8	W, 13-3	California	Fayetteville
3/10	L, 3-8	Centenary	Shreveport, La.
3/13	W, 11-4	Florida*	Fayetteville
3/14	W, 8-4	Florida*	Fayetteville
3/15	W, 4-2	Florida*	Fayetteville
3/17	W, 7-3	Nebraska	Fayetteville
3/18	L, 4-7	Nebraska	Fayetteville
3/20	W, 3-2	Auburn*	Auburn, Ala.
3/21	W, 10-6	Auburn*	Auburn, Ala.
3/22	W, 12-6	Auburn*	Auburn, Ala.
3/25	W, 10-0	Missouri State	Fayetteville
3/27	W, 20-9	Mississippi State*	Fayetteville
3/29	W, 5-1	Mississippi State*	Fayetteville
3/29	L, 4-12	Mississippi State*	Fayetteville
3/31	W, 2-0	Missouri State	Springfield, Mo.

^ - *Dominos Pizza Classic*

\* - *SEC opponent*

+ - *NCAA Stanford Regional*

### 2009 (41-24; 14-15 4th SEC West) Dave Van Horn

Date	Result	Opponent	Location
2/20	W, 4-2	Washington State	Fayetteville
2/20	W, 7-5 (10)	Washington State	Fayetteville
2/22	W, 4-3	Washington State	Fayetteville
2/24	L, 3-9	Kansas	Fayetteville
2/25	W, 9-8 (10)	Kansas	Fayetteville
2/27	W, 8-7 (10)	Western Illinois	Fayetteville
3/3	W, 7-3	Valparaiso	Fayetteville
3/6	W, 5-4 (10)	California	Fayetteville
3/7	L, 6-12	California	Fayetteville
3/8	W, 13-3	California	Fayetteville
3/10	L, 3-8	Centenary	Shreveport, La.
3/13	W, 11-4	Florida*	Fayetteville
3/14	W, 8-4	Florida*	Fayetteville
3/15	W, 4-2	Florida*	Fayetteville
3/17	W, 7-3	Nebraska	Fayetteville
3/18	L, 4-7	Nebraska	Fayetteville
3/20	W, 3-2	Auburn*	Auburn, Ala.
3/21	W, 10-6	Auburn*	Auburn, Ala.
3/22	W, 12-6	Auburn*	Auburn, Ala.
3/25	W, 10-0	Missouri State	Fayetteville
3/27	W, 20-9	Mississippi State*	Fayetteville
3/29	W, 5-1	Mississippi State*	Fayetteville
3/29	L, 4-12	Mississippi State*	Fayetteville
3/31	W, 2-0	Missouri State	Springfield, Mo.

^ - *Dominos Pizza Classic*

\* - *SEC opponent*

+ - *NCAA Stanford Regional*

### 2009 (41-24; 14-15 4th SEC West) Dave Van Horn

Date	Result	Opponent	Location
2/20	W, 4-2	Washington State	Fayetteville
2/20	W, 7-5 (10)	Washington State	Fayetteville
2/22	W, 4-3	Washington State	Fayetteville
2/24	L, 3-9	Kansas	Fayetteville
2/25	W, 9-8 (10)	Kansas	Fayetteville
2/27	W, 8-7 (10)	Western Illinois	Fayetteville
3/3	W, 7-3	Valparaiso	Fayetteville
3/6	W, 5-4 (10)	California	Fayetteville
3/7	L, 6-12	California	Fayetteville
3/8	W, 13-3	California	Fayetteville
3/10	L, 3-8	Centenary	Shreveport, La.
3/13	W, 11-4	Florida*	Fayetteville
3/14	W, 8-4	Florida*	Fayetteville
3/15	W, 4-2	Florida*	Fayetteville
3/17	W, 7-3	Nebraska	Fayetteville
3/18	L, 4-7	Nebraska	Fayetteville
3/20	W, 3-2	Auburn*	Auburn, Ala.
3/21	W, 10-6	Auburn*	Auburn, Ala.
3/22	W, 12-6	Auburn*	Auburn, Ala.
3/25	W, 10-0	Missouri State	Fayetteville
3/27	W, 20-9	Mississippi State*	Fayetteville
3/29	W, 5-1	Mississippi State*	Fayetteville
3/29	L, 4-12	Mississippi State*	Fayetteville
3/31	W, 2-0	Missouri State	Springfield, Mo.

^ - *Dominos Pizza Classic*

\* - *SEC opponent*

+ - *NCAA Stanford Regional*

### 2009 (41-24; 14-15 4th SEC West) Dave Van Horn

Date	Result	Opponent	Location
2/20	W, 4-2	Washington State	Fayetteville
2/20	W, 7-5 (10)	Washington State	Fayetteville
2/22	W, 4-3	Washington State	Fayetteville
2/24	L, 3-9	Kansas	Fayetteville
2/25	W, 9-8 (10)	Kansas	Fayetteville
2/27	W, 8-7 (10)	Western Illinois	Fayetteville
3/3	W, 7-3	Valparaiso	Fayetteville
3/6	W, 5-4 (10)	California	Fayetteville
3/7	L, 6-12	California	Fayetteville
3/8	W, 13-3	California	Fayetteville
3/10	L, 3-8	Centenary	Shreveport, La.
3/13	W, 11-4	Florida*	Fayetteville
3/14	W, 8-4	Florida*	Fayetteville
3/15	W, 4-2	Florida*	Fayetteville
3/17	W, 7-3	Nebraska	Fayetteville
3/18	L, 4-7	Nebraska	Fayetteville
3/20	W, 3-2	Auburn*	Auburn, Ala.
3/21	W, 10-6	Auburn*	Auburn, Ala.
3/22	W, 12-6	Auburn*	Auburn, Ala.
3/25	W, 10-0	Missouri State	Fayetteville
3/27	W, 20-9	Mississippi State*	Fayetteville
3/29	W, 5-1	Mississippi State*	Fayetteville
3/29	L, 4-12	Mississippi State*	Fayetteville
3/31	W, 2-0	Missouri State	Springfield, Mo.

^ - *Dominos Pizza Classic*

\* - *SEC opponent*

+ - *NCAA Stanford Regional*

### 2009 (41-24; 14-15 4th SEC West) Dave Van Horn

Date	Result	Opponent	Location
2/20	W, 4-2	Washington State	Fayetteville
2/20	W, 7-5 (10)	Washington State	Fayetteville
2/22	W, 4-3	Washington State	Fayetteville
2/24	L, 3-9	Kansas	Fayetteville
2/25	W, 9-8 (10)	Kansas	Fayetteville
2/27	W, 8-7 (10)	Western Illinois	Fayetteville
3/3	W, 7-3	Valparaiso	Fayetteville
3/6	W, 5-4 (10)	California	Fayetteville
3/7	L, 6-12	California	Fayetteville
3/8	W, 13-3	California	Fayetteville
3/10	L, 3-8	Centenary	Shreveport, La.
3/13	W, 11-4	Florida*	Fayetteville
3/14	W, 8-4	Florida*	Fayetteville
3/15	W, 4-2	Florida*	Fayetteville
3/17	W, 7-3	Nebraska	Fayetteville
3/18	L, 4-7	Nebraska	Fayetteville
3/20	W, 3-2	Auburn*	Auburn, Ala.
3/21	W, 10-6	Auburn*	Auburn, Ala.
3/22	W, 12-6	Auburn*	Auburn, Ala.
3/25	W, 10-0	Missouri State	Fayetteville
3/27	W, 20-9	Mississippi State*	Fayetteville
3/29	W, 5-1	Mississippi State*	Fayetteville
3/29	L, 4-12	Mississippi State*	Fayetteville
3/31	W, 2-0	Missouri State	Springfield, Mo.

^ - *Dominos Pizza Classic*

\* - *SEC opponent*

+ - *NCAA Stanford Regional*

### 2009 (41-24; 14-15 4th SEC West) Dave Van Horn

Date	Result	Opponent	Location
2/20	W, 4-2	Washington State	Fayetteville
2/20	W, 7-5 (10)	Washington State	Fayetteville
2/22	W, 4-3	Washington State	Fayetteville
2/24	L, 3-9	Kansas	Fayetteville
2/25	W, 9-8 (10)	Kansas	Fayetteville
2/27	W, 8-7 (10)	Western Illinois	Fayetteville
3/3	W, 7-3	Valparaiso	Fayetteville
3/6	W, 5-4 (10)	California	Fayetteville
3/7	L, 6-12	California	Fayetteville
3/8	W, 13-3	California	Fayetteville
3/10	L, 3-8	Centenary	Shreveport, La.
3/13	W, 11-4	Florida*	Fayetteville
3/14	W, 8-4	Florida*	Fayetteville
3/15	W, 4-2	Florida*	Fayetteville
3/17	W, 7-3	Nebraska	Fayetteville
3/18	L, 4-7	Nebraska	Fayetteville
3/20	W, 3-2	Auburn*	Auburn, Ala.
3/21	W, 10-6	Auburn*	Auburn, Ala.
3/22	W, 12-6	Auburn*	Auburn, Ala.
3/25	W, 10-0	Missouri State	Fayetteville
3/27	W, 20-9	Mississippi State*	Fayetteville
3/29	W, 5-1	Mississippi State*	Fayetteville
3/29	L, 4-12	Mississippi State*	Fayetteville
3/31	W, 2-0	Missouri State	Springfield, Mo.

^ - *Dominos Pizza Classic*

\* - *SEC opponent*

+ - *NCAA Stanford Regional*

### 2009 (41-24; 14-15 4th SEC West) Dave Van Horn

Date	Result	Opponent	Location
2/20	W, 4-2	Washington State	Fayetteville
2/20	W, 7-5 (10)	Washington State	Fayetteville

3/21	L, 1-5	LSU*	Baton Rouge, La.
3/23	W, 3-2	McNeese State	Lake Charles, La.
3/24	W, 7-6	McNeese State	Lake Charles, La.
3/26	W, 9-8	Alabama*	Fayetteville
3/27	W, 4-3	Alabama*	Fayetteville
3/28	W, 10-5	Alabama*	Fayetteville
3/30	W, 18-2	Centenary	Fayetteville
3/31	W, 9-4	Centenary	Fayetteville
4/2	L, 8-12	Kentucky*	Fayetteville
4/3	W, 10-1	Kentucky*	Fayetteville
4/4	W, 17-16	Kentucky*	Fayetteville
4/7	W, 32-8	Saint Louis	Fayetteville
4/9	W, 8-3	Mississippi State*	Starkville, Miss.
4/10	W, 8-5	Mississippi State*	Starkville, Miss.
4/11	W, 13-3	Mississippi State*	Starkville, Miss.
4/13	W, 4-3 (11)	New Mexico	Fayetteville
4/14	W, 5-4	New Mexico	Fayetteville
4/16	W, 10-2	Georgia*	Fayetteville
4/17	W, 10-2	Georgia*	Fayetteville
4/18	W, 13-5	Georgia*	Fayetteville
4/20	W, 9-5	Oral Roberts	Fayetteville
4/23	W, 8-3	Florida*	Gainesville, Fla.
4/24	L, 2-8	Florida*	Gainesville, Fla.
4/25	L, 1-2	Florida*	Gainesville, Fla.
4/28	W, 5-4	Missouri State	Fayetteville
4/30	W, 9-4	Auburn*	Fayetteville
5/1	L, 7-8	Auburn*	Fayetteville
5/2	L, 2-13	Auburn*	Fayetteville
5/7	W, 11-4	Ole Miss*	Oxford, Miss.
5/8	L, 2-3	Ole Miss*	Oxford, Miss.
5/9	W, 7-0	Ole Miss*	Oxford, Miss.
5/11	W, 5-4 (10)	La Tech% N. Little Rock, Ark.	
5/14	L, 2-3	South Carolina*	Fayetteville
5/15	L, 0-5	South Carolina*	Fayetteville
5/16	L, 3-5	South Carolina*	Fayetteville
5/18	L, 2-5	Oklahoma	Norman, Okla.
5/20	L, 3-4	Vanderbilt*	Nashville, Tenn.
5/21	W, 4-3	Vanderbilt*	Nashville, Tenn.
5/22	W, 7-5	Vanderbilt*	Nashville, Tenn.
5/26	L, 0-2	Vanderbilt!	Hoover, Ala.
5/27	L, 4-5	Florida!	Hoover, Ala.
6/4	W, 19-7	Grambling State+	Fayetteville
6/5	W, 6-4	Washington State+	Fayetteville
6/6	L, 7-10	Washington State+	Fayetteville
6/7	W, 7-2	Washington State+	Fayetteville
6/12	L, 6-7 (12)	Arizona State\$	Tempe, Ariz.
6/13	L, 5-7 (12)	Arizona State\$	Tempe, Ariz.

\* - SEC opponent

% - Game played at Dickey-Stephens Park (NLR, Ark.)

! - SEC Tournament (Hoover, Ala.)

+ - NCAA Fayetteville Regional

\$ - NCAA Tempe Super Regional

### 2011 (40-22; 15-15 1st SEC West) Dave Van Horn

Date	Result	Opponent	Location
2/18	W, 5-0	Delaware State	Fayetteville
2/19	W, 9-2	Delaware State	Fayetteville
2/20	W, 10-0	Delaware State	Fayetteville
2/25	W, 3-2	Utah	Fayetteville
2/26	W, 5-4	Utah	Fayetteville
2/27	W, 10-1	Utah	Fayetteville
3/1	L, 6-8	McNeese State	Fayetteville
3/2	W, 8-3	McNeese State	Fayetteville
3/4	W, 15-6	Wisc.-Milwaukee	Fayetteville
3/5	W, 13-9	Wisc.-Milwaukee	Fayetteville
3/6	W, 7-3	Wisc.-Milwaukee	Fayetteville
3/10	W, 12-4	San Diego St.	San Diego, Calif.
3/11	W, 11-6	San Diego St.	San Diego, Calif.
3/12	L, 2-3	San Diego St.	San Diego, Calif.
3/13	W, 5-2	San Diego St.	San Diego, Calif.
3/15	W, 4-2	Kansas	Fayetteville
3/18	W, 6-5 (11)	Auburn*	Auburn, Ala.
3/19	L, 5-9	Auburn*	Auburn, Ala.
3/20	L, 7-8	Auburn*	Auburn, Ala.
3/22	W, 7-2	Memphis%	N. Little Rock, Ark.
3/23	W, 7-3	Memphis	Memphis, Tenn.
3/25	W, 2-1	Vanderbilt*	Fayetteville
3/26	L, 1-4	Vanderbilt*	Fayetteville
3/27	L, 1-2	Vanderbilt*	Fayetteville
4/1	L, 3-5	Alabama*	Tuscaloosa, Ala.
4/2	L, 3-5	Alabama*	Tuscaloosa, Ala.
4/3	W, 4-3	Alabama*	Tuscaloosa, Ala.
4/6	W, 6-5	Texas State	Fayetteville
4/8	W, 2-0	LSU*	Fayetteville
4/9	W, 4-3	LSU*	Fayetteville
4/10	W, 5-4	LSU*	Fayetteville
4/12	W, 2-1	Missouri State	Springfield, Mo.
4/15	W, 6-5	Mississippi State*	Fayetteville

4/16	W, 6-1	Mississippi State*	Fayetteville
4/17	L, 3-5	Mississippi State*	Fayetteville
4/19	W, 6-5	Oral Roberts	Tulsa, Okla.
4/23	L, 2-3	Kentucky*	Lexington, Ky.
4/23	L, 1-3	Kentucky*	Lexington, Ky.
4/24	W, 5-1 (6)	Kentucky*	Lexington, Ky.
4/29	W, 10-4	Georgia*	Athens, Ga.
4/30	L, 0-3	Georgia*	Athens, Ga.
5/1	L, 5-6	Georgia*	Athens, Ga.
5/3	W, 10-0	Southeast Mo. St.	Fayetteville
5/4	L, 5-6	Southeast Mo. St.	Fayetteville
5/5	W, 4-3	Florida*	Fayetteville
5/6	W, 5-3	Florida*	Fayetteville
5/7	L, 3-5	Florida*	Fayetteville
5/13	W, 6-2	South Carolina*	Columbia, S.C.
5/14	L, 5-6	South Carolina*	Columbia, S.C.
5/15	L, 1-7	South Carolina*	Columbia, S.C.
5/17	W, 6-2	UT Martin	Fayetteville
5/19	L, 1-2	Ole Miss*	Fayetteville
5/21	W, 2-0	Ole Miss*	Fayetteville
5/21	W, 5-3	Ole Miss*	Fayetteville
5/25	L, 4-7	Alabama!	Hoover, Ala.
5/26	W, 7-2	Mississippi State!	Hoover, Ala.
5/27	W, 4-1	Alabama!	Hoover, Ala.
5/28	L, 2-3	Vanderbilt!	Hoover, Ala.
6/3	L, 2-3	Charlotte+	Tempe, Ariz.
6/4	W, 3-0	New Mexico+	Tempe, Ariz.
6/5	W, 11-3	Charlotte+	Tempe, Ariz.
6/5	L, 4-13	Arizona State+	Tempe, Ariz.

\* - SEC opponent

! - Game played at Dickey-Stephens Park (NLR, Ark.)

% - SEC Tournament (Hoover, Ala.)

+ - NCAA Tempe Regional

### 2012 (46-22; 16-14 T-2nd SEC West) Dave Van Horn

Date	Result	Opponent	Location
2/17	W, 11-5	Villanova	Fayetteville
2/18	W, 13-1	Villanova	Fayetteville
2/19	W, 17-1	Villanova	Fayetteville
2/21	W, 8-7	Northwestern State	Fayetteville
2/22	W, 6-2	Northwestern State	Fayetteville
2/24	W, 7-3	Valparaiso	Fayetteville
2/25	W, 4-3	Valparaiso	Fayetteville
2/26	L, 9-10 (10)	Valparaiso	Fayetteville
2/28	W, 5-0	BYU	Fayetteville
2/29	W, 8-1	BYU	Fayetteville
3/2	W, 3-1	Texas Tech^	Houston, Texas
3/3	L, 1-4	Houston^	Houston, Texas
3/4	W, 7-3	Texas^	Houston, Texas
3/9	W, 4-0	Binghamton	Fayetteville
3/10	W, 5-3	Binghamton	Fayetteville
3/10	W, 6-0	Binghamton	Fayetteville
3/13	W, 1-0	Gonzaga	Fayetteville
3/14	W, 5-3	Gonzaga	Fayetteville
3/16	W, 4-3 (12)	Alabama*	Fayetteville
3/17	W, 8-4	Alabama*	Fayetteville
3/18	W, 7-4	Alabama*	Fayetteville
3/21	W, 10-2	Nevada	Fayetteville
3/23	L, 2-11	Mississippi St.*	Starkville, Miss.
3/24	W, 8-0	Mississippi St.*	Starkville, Miss.
3/25	W, 8-5 (11)	Mississippi St.*	Starkville, Miss.
3/30	L, 6-10	LSU*	Baton Rouge, La.
3/31	L, 1-2	LSU*	Baton Rouge, La.
4/1	L, 2-3 (11)	LSU*	Baton Rouge, La.
4/6	L, 2-4	Georgia*	Fayetteville
4/7	W, 8-3	Georgia*	Fayetteville
4/8	W, 8-0	Georgia*	Fayetteville
4/10	L, 0-4	Oklahoma	Norman, Okla.
4/13	W, 8-7	Kentucky*	Fayetteville
4/14	L, 4-5	Kentucky*	Fayetteville
4/14	L, 1-2	Kentucky*	Fayetteville
4/17	W, 8-3	Stephen F. Austin	Fayetteville
4/17	W, 4-3	Stephen F. Austin	Fayetteville
4/21	L, 2-8	Ole Miss*	Oxford, Miss.
4/21	L, 0-1	Ole Miss*	Oxford, Miss.
4/22	W, 11-3	Ole Miss*	Oxford, Miss.
4/24	W, 6-1	Oral Roberts	Fayetteville
4/27	L, 2-3	Florida*	Gainesville, Fla.
4/28	W, 5-1	Florida*	Gainesville, Fla.
4/29	W, 3-1 (10)	Florida*	Gainesville, Fla.
5/1	W, 6-3	Missouri	Fayetteville
5/2	W, 2-0	Missouri	Fayetteville
5/4	L, 6-8 (10)	South Carolina*	Fayetteville
5/5	W, 7-6	South Carolina*	Fayetteville
5/6	L, 7-10	South Carolina*	Fayetteville
5/10	L, 2-3 (10)	Auburn*	Fayetteville
5/11	W, 5-4	Auburn*	Fayetteville
5/12	L, 5-12	Auburn*	Fayetteville



Arkansas advanced to the College World Series for the seventh time in program history in 2012 after winning two of three games over fourth-ranked Baylor in the NCAA Waco Super Regional.

5/15	W, 6-5 (10)	La Tech%	N. Little Rock, Ark.
5/17	W, 8-0	Tennessee*	Knoxville, Tenn.
5/18	W, 10-3	Tennessee*	Knoxville, Tenn.
5/19	W, 8-2	Tennessee*	Knoxville, Tenn.
5/22	L, 1-9	Mississippi State!	Hoover, Ala.
5/23	L, 0-2	Ole Miss!	Hoover, Ala.
6/1	W, 5-4	Sam Houston St+	Houston, Texas
6/2	W, 1-0	Rice+	Houston, Texas
6/3	W, 5-1	Sam Houston St+	Houston, Texas
6/9	L, 1-8	Baylor\$	Waco, Texas
6/10	W, 5-4	Baylor\$	Waco, Texas
6/11	W, 1-0 (10)	Baylor\$	Waco, Texas
6/16	W, 8-1	Kent State#	Omaha, Neb.
6/18	W, 2-1	South Carolina#	Omaha, Neb.
6/21	L, 0-2	South Carolina#	Omaha, Neb.
6/22	L, 2-3	South Carolina#	Omaha, Neb.

^ - Houston College Classic

\* - SEC opponent

% - Game played at Dickey-Stephens Park (NLR, Ark.)

! - SEC Tournament (Hoover, Ala.)

+ - NCAA Houston Regional

\$ - NCAA Waco Super Regional

# - College World Series

### 2013 (39-22; 18-11 2nd SEC West) Dave Van Horn

Date	Result	Opponent	Location
2/15	W, 9-1	Western Illinois	Fayetteville
2/16	W, 7-2	Western Illinois	Fayetteville
2/17	L, 5-7	Western Illinois	Fayetteville
2/19	W, 14-0 (7)	New Orleans	Fayetteville
2/19	W, 3-0	New Orleans	Fayetteville
2/22	W, 10-4	Evansville	Fayetteville
2/23	W, 5-2	Evansville	Fayetteville
2/24	W, 10-2	Evansville	Fayetteville
2/28	L, 2-3	vs. Arizona State^	Surprise, Ariz.
3/1	L, 0-3	vs. Gonzaga^	Surprise, Ariz.
3/2	L, 1-3	vs. Arizona State^	Surprise, Ariz.
3/3	L, 3-4	vs. Pacific^	Surprise, Ariz.
3/7	W, 2-0	San Diego State	Fayetteville
3/8	W, 4-3	San Diego State	Fayetteville
3/9	W, 8-2	San Diego State	Fayetteville
3/9	W, 4-1	San Diego State	Fayetteville
3/12	W, 20-2	Alabama A&M	Fayetteville
3/13	W, 13-0	Alabama A&M	Fayetteville
3/15	L, 1-7	Ole Miss*	Fayetteville
3/16	W, 10-1	Ole Miss*	Fayetteville
3/17	L, 4-6 (13)	Ole Miss*	Fayetteville
3/22	W, 15-3	South Carolina*	Columbia, S.C.
3/23	W, 4-2	South Carolina*	Columbia, S.C.
3/24	W, 5-3 (11)	South Carolina*	Columbia, S.C.
3/26	W, 6-0	Miss. Valley St.	Fayetteville
3/27	W, 2-1	Miss. Valley St.%	N. Little Rock, Ark.
3/29	W, 5-4	Mississippi St.*	Fayetteville
3/30	L, 1-4	Mississippi St.*	Fayetteville
3/31	W, 3-1	Mississippi St.*	Fayetteville
4/4	W, 3-1	at Alabama*	Tuscaloosa, Ala.
4/5	W, 6-0	at Alabama*	Tuscaloosa, Ala.
4/6	L, 0-5	at Alabama*	Tuscaloosa, Ala.
4/9	L, 0-3	New Mexico	Fayetteville
4/9	W, 4-3	New Mexico	Fayetteville
4/12	L, 2-6	LSU*	Fayetteville
4/13	W, 8-3	LSU*	Fayetteville

4/14	L, 3-5 (10)	LSU*	Fayetteville
4/16	L, 0-3	at Nebraska	Lincoln, Neb.
4/16	L, 2-4	at Nebraska	Lincoln, Neb.
4/19	L, 3-5	Texas A&M*	Fayetteville
4/20	W, 12-2	Texas A&M*	Fayetteville
4/21	W, 2-1	Texas A&M*	Fayetteville
4/26	W, 2-0	at Georgia*	Athens, Ga.
4/27	W, 2-1	at Georgia*	Athens, Ga.
4/30	W, 6-3	Missouri State	Fayetteville
5/3	W, 2-1	at Kentucky*	Lexington, Ky.
5/4	W, 5-3	at Kentucky*	Lexington, Ky.
5/4	L, 3-4	at Kentucky*	Lexington, Ky.
5/10	L, 3-8	Tennessee*	Fayetteville
5/11	W, 11-1	Tennessee*	Fayetteville
5/12	W, 10-2	Tennessee*	Fayetteville
5/16	L, 0-3	at Auburn*	Auburn, Ala.
5/17	W, 1-0	at Auburn*	Auburn, Ala.
5/18	L, 6-11	at Auburn*	Auburn, Ala.
5/22	W, 2-1 (10)	vs. Ole Miss!	Hoover, Ala.
5/23	W, 4-1	vs. LSU!	Hoover, Ala.
5/25	L, 1-3	vs. LSU!	Hoover, Ala.
5/31	L, 1-4	vs. Bryant+	Manhattan, Kan.
6/1	W, 3-1	vs. Wichita St+	Manhattan, Kan.
6/2	W, 12-3	vs. Bryant+	Manhattan, Kan.
6/2	L, 3-4	at Kansas St.+	Manhattan, Kan.

^ - Coca-Cola Classic

\* - SEC opponent

% - Game played at Dickey-Stephens Park (NLR, Ark.)

! - SEC Tournament (Hoover, Ala.)

+ - NCAA Manhattan Regional

### 2014 (40-25; 16-14 4th SEC West) Dave Van Horn

Date	Result	Opponent	Location
2/14	W, 12-2	Appalachian St.	Fayetteville
2/15	W, 7-6	Appalachian St.	Fayetteville
2/16	W, 8-3	Appalachian St.	Fayetteville
2/21	W, 6-2	Eastern Illinois	Fayetteville
2/22	W, 8-3	Eastern Illinois	Fayetteville
2/23	W, 8-3	Eastern Illinois	Fayetteville
2/28	W, 12-1	South Alabama	Fayetteville
3/1	L, 1-2	South Alabama	Fayetteville
3/1	L, 3-5	South Alabama	Fayetteville
3/7	L, 1-2	vs. San Francisco^	Berkeley, Calif.
3/8	W, 4-0	vs. Tulane^	Berkeley, Calif.
3/9	L, 3-4	at California^	Berkeley, Calif.
3/9	L, 1-2	at California^	Berkeley, Calif.
3/14	L, 1-2	at Florida*	Gainesville, Fla.
3/15	L, 0-1	at Florida*	Gainesville, Fla.
3/16	W, 9-3	at Florida*	Gainesville, Fla.
3/18	W, 4-3	Grambling St.	Fayetteville
3/19	W, 8-0	Grambling St.	Fayetteville
3/21	L, 9-17	Alabama*	Fayetteville
3/22	W, 2-1	Alabama*	Fayetteville
3/23	W, 1-0	Alabama*	Fayetteville
3/25	W, 6-0	Miss. Valley St.	Fayetteville
3/25	W, 12-1	Miss. Valley St.	Fayetteville
3/26	W, 3-0	vs. Miss. Valley St.%	N. Little Rock
3/29	W, 4-0	at Mississippi St.*	Starkville, Miss.
3/29	L, 1-5	at Mississippi St.*	Starkville, Miss.
3/30	L, 1-5	at Mississippi St.*	Starkville, Miss.
4/1	W, 4-3	Nebraska	Fayetteville
4/2	L, 4-6	Nebraska	Fayetteville





The Razorbacks won a thrilling game three in the NCAA Fayetteville Super Regional to punch their ticket to the 2015 College World Series - the school's eighth appearance in Omaha.

4/4	L, 1-2	South Carolina*	Fayetteville
4/4	W, 4-1	South Carolina*	Fayetteville
4/5	W, 7-0	South Carolina*	Fayetteville
4/8	L, 7-10	UNLV	Fayetteville
4/9	W, 9-2	UNLV	Fayetteville
4/11	L, 3-5	at LSU*	Baton Rouge, La.
4/12	L, 4-5	at LSU*	Baton Rouge, La.
4/13	W, 10-4	at LSU*	Baton Rouge, La.
4/15	W, 7-2	Stephen F. Austin	Fayetteville
4/18	W, 6-2	Vanderbilt*	Fayetteville
4/19	L, 1-2	Vanderbilt*	Fayetteville
4/20	W, 3-1	Vanderbilt*	Fayetteville
4/22	W, 8-1	Northwestern St.	Fayetteville
4/23	W, 15-3	Northwestern St.	Fayetteville
4/25	L, 1-2	Auburn*	Fayetteville
4/26	W, 4-3 (10)	Auburn*	Fayetteville
4/26	L, 2-7	Auburn*	Fayetteville
4/29	W, 4-1	at Missouri State	Springfield, Mo.
5/2	L, 2-3	at Ole Miss*	Oxford, Miss.
5/3	L, 4-7	at Ole Miss*	Oxford, Miss.
5/4	W, 11-1	at Ole Miss*	Oxford, Miss.
5/9	W, 3-2	Texas A&M*	Fayetteville
5/10	W, 7-3	Texas A&M*	Fayetteville
5/11	L, 5-6 (10)	Texas A&M*	Fayetteville
5/15	W, 9-4	at Missouri*	Columbia, Mo.
5/16	W, 4-0	at Missouri*	Columbia, Mo.
5/17	W, 7-5 (10)	at Missouri*	Columbia, Mo.
5/20	W, 4-0	vs. Texas A&M!	Hoover, Ala.
5/21	W, 2-1	vs. Ole Miss!	Hoover, Ala.
5/22	L, 2-7	vs. LSU!	Hoover, Ala.
5/23	W, 8-7	vs. Ole Miss!	Hoover, Ala.
5/24	L, 1-11	vs. LSU!	Hoover, Ala.
5/30	W, 3-2	vs. Liberty+	Charlottesville, Va.
5/31	L, 0-3	at Virginia+	Charlottesville, Va.
6/1	W, 10-0	vs. Bucknell+	Charlottesville, Va.
6/1	L, 2-9	at Virginia+	Charlottesville, Va.

^ - Cal Baseball Classic

\* - SEC opponent

% - Game played at Dickey-Stephens Park (NLR, Ark.)

! - SEC Tournament (Hoover, Ala.)

+ - NCAA Charlottesville Regional

### 2015 (40-25; 17-12 3rd SEC West) Dave Van Horn

Date	Result	Opponent	Location
2/13	W, 11-4	North Dakota	Fayetteville
2/14	W, 13-2	North Dakota	Fayetteville
2/14	W, 12-1	North Dakota	Fayetteville
2/20	L, 5-9	vs. UCF*	Mobile, Ala.
2/21	W, 7-0	at South Alabama*	Mobile, Ala.
2/22	L, 6-13	vs. Maryland*	Mobile, Ala.
3/2	W, 4-1	Eastern Illinois	Fayetteville
3/2	W, 8-1	Eastern Illinois	Fayetteville
3/3	W, 7-0	Eastern Illinois	Fayetteville
3/6	W, 2-1	Loyola Marymount	Fayetteville
3/7	W, 13-7	Loyola Marymount	Fayetteville
3/8	L, 0-9	Loyola Marymount	Fayetteville
3/10	L, 2-6	Gonzaga	Fayetteville
3/11	L, 5-15	Gonzaga	Fayetteville
3/14	L, 7-8	at Vanderbilt*	Nashville, Tenn.
3/14	L, 1-9	at Vanderbilt*	Nashville, Tenn.
3/15	L, 0-1	at Vanderbilt*	Nashville, Tenn.

3/17	W, 4-3	Southeast Mo. St.	Fayetteville
3/18	L, 11-12	Southeast Mo. St.	Fayetteville
3/19	W, 5-1	LSU*	Fayetteville
3/20	L, 3-16	LSU*	Fayetteville
3/21	L, 4-7	LSU*	Fayetteville
3/24	L, 4-5	vs. Memphis%	N. Little Rock, Ark.
3/25	W, 7-3	at Memphis	Memphis, Tenn.
3/26	W, 10-3	Ole Miss*	Fayetteville
3/27	L, 4-5	Ole Miss*	Fayetteville
3/28	W, 5-2	Ole Miss*	Fayetteville
3/31	L, 0-2	Missouri State	Fayetteville
4/3	W, 10-7	at Auburn*	Auburn, Ala.
4/4	L, 2-3	at Auburn*	Auburn, Ala.
4/5	W, 6-4	at Auburn*	Auburn, Ala.
4/7	W, 8-1	Miss. Valley St.	Fayetteville
4/8	W, 14-0	Miss. Valley St.	Fayetteville
4/10	W, 5-3	Kentucky*	Fayetteville
4/11	L, 4-16	Kentucky*	Fayetteville
4/12	W, 7-3	Kentucky*	Fayetteville
4/14	W, 8-2	Stephen F. Austin	Fayetteville
4/15	W, 15-3	Stephen F. Austin	Fayetteville
4/18	L, 6-13	at Texas A&M* College Station, Texas	
4/18	W, 9-8	at Texas A&M* College Station, Texas	
4/19	W, 8-2	at Texas A&M* College Station, Texas	
4/24	W, 7-6	Mississippi State*	Fayetteville
4/25	W, 6-1	Mississippi State*	Fayetteville
4/26	L, 1-2	Mississippi State*	Fayetteville
4/30	W, 5-1	at Alabama*	Hoover, Ala.
5/1	W, 8-4	at Alabama*	Hoover, Ala.
5/2	W, 4-0	at Alabama*	Hoover, Ala.
5/8	L, 4-5	Tennessee*	Fayetteville
5/10	W, 5-2	Tennessee*	Fayetteville
5/12	W, 6-2	at Creighton	Omaha, Neb.
5/14	L, 1-10	at Georgia*	Athens, Ga.
5/15	W, 9-0	at Georgia*	Athens, Ga.
5/16	W, 8-1	at Georgia*	Athens, Ga.
5/19	W, 2-1	vs. Tennessee!	Hoover, Ala.
5/20	W, 7-6	vs. Florida!	Hoover, Ala.
5/21	L, 5-10	vs. LSU!	Hoover, Ala.
5/22	L, 0-10	vs. Florida!	Hoover, Ala.
5/29	W, 8-6	vs. Oral Roberts+	Stillwater, Okla.
5/30	W, 7-5	at Oklahoma State+	Stillwater, Okla.
5/31	W, 4-3	vs. St. John's+	Stillwater, Okla.
6/5	W, 18-4	Missouri State\$	Fayetteville
6/6	L, 1-3	Missouri State\$	Fayetteville
6/7	W, 3-2	Missouri State\$	Fayetteville
6/13	L, 3-5	vs. Virginia#	Omaha, Neb.
6/15	L, 3-4	vs. Miami#	Omaha, Neb.

^ - South Alabama Tournament

\* - SEC opponent

% - Game played at Dickey-Stephens Park (NLR, Ark.)

! - SEC Tournament (Hoover, Ala.)

+ - NCAA Stillwater Regional

\$ - NCAA Fayetteville Super Regional

# - College World Series

### 2016 (26-29; 7-23 7th SEC West) Dave Van Horn

Date	Result	Opponent	Location
2/19	W, 6-1	Central Michigan	Fayetteville
2/20	W, 4-3	Central Michigan	Fayetteville
2/21	W, 9-4 (8)	Central Michigan	Fayetteville

2/23	W, 21-4	Mississippi Valley St.	Fayetteville
2/24	W, 20-0	Mississippi Valley St.	Fayetteville
2/26	W, 5-2	vs. Rice*	Houston, Texas
2/27	W, 12-3	vs. Houston*	Houston, Texas
2/28	W, 10-6	vs. Texas Tech*	Houston, Texas
3/2	L, 2-3	Louisiana Tech	Fayetteville
3/4	W, 5-2	Eastern Illinois	Fayetteville
3/5	L, 8-10 (12)	Eastern Illinois	Fayetteville
3/6	W, 3-2	Eastern Illinois	Fayetteville
3/9	L, 10-15	Gonzaga	Fayetteville
3/11	W, 3-2 (10)	Western Illinois	Fayetteville
3/12	W, 9-3	Western Illinois	Fayetteville
3/13	W, 3-0	Western Illinois	Fayetteville
3/15	W, 14-4	Grambling State	Fayetteville
3/16	W, 3-2	Grambling State	Fayetteville
3/18	L, 6-10	at South Carolina*	Columbia, S.C.
3/19	L, 2-6	at South Carolina*	Columbia, S.C.
3/20	L, 6-8	at South Carolina*	Columbia, S.C.
3/25	W, 3-2	Auburn*	Fayetteville
3/26	W, 14-7	Auburn*	Fayetteville
3/27	W, 3-1	Auburn*	Fayetteville
3/29	L, 4-5	at Oklahoma State	Stillwater, Okla.
4/1	W, 7-6	Missouri*	Fayetteville
4/2	L, 5-8	Missouri*	Fayetteville
4/3	L, 1-10	Missouri*	Fayetteville
4/6	W, 12-4	at Memphis\$	Memphis, Tenn.
4/8	L, 3-7	at Ole Miss*	Oxford, Miss.
4/9	L, 9-14	at Ole Miss*	Oxford, Miss.
4/10	L, 7-8	at Ole Miss*	Oxford, Miss.
4/12	W, 3-1	ULM%	N. Little Rock, Ark.
4/14	L, 8-12	Florida*	Fayetteville
4/15	L, 2-9	Florida*	Fayetteville
4/16	L, 2-8	Florida*	Fayetteville
4/19	W, 6-2	Creighton	Fayetteville
4/22	W, 1-0 (10)	at Kentucky*	Lexington, Ky.
4/23	W, 2-0 (7)	at Kentucky*	Lexington, Ky.
4/23	L, 4-5 (7)	at Kentucky*	Lexington, Ky.
4/26	W, 7-6	Oklahoma State	Fayetteville
4/30	W, 9-5	Texas A&M*	Fayetteville
4/30	L, 8-11	Texas A&M*	Fayetteville
5/1	L, 2-6	Texas A&M*	Fayetteville
5/3	L, 6-14	at Missouri State	Springfield, Mo.
5/6	L, 4-5	at LSU*	Baton Rouge, La.
5/7	L, 9-10 (10)	at LSU*	Baton Rouge, La.
5/8	L, 1-7	at LSU*	Baton Rouge, La.
5/13	L, 6-8	Alabama*	Fayetteville
5/14	L, 4-10	Alabama*	Fayetteville
5/15	L, 4-7	Alabama*	Fayetteville
5/17	L, 2-8	Missouri State	Fayetteville
5/19	L, 0-7	at Mississippi State*	Starkville, Miss.
5/20	L, 1-5	at Mississippi State*	Starkville, Miss.
5/21	L, 4-9	at Mississippi State*	Starkville, Miss.

^ - Houston College Classic at Minute Maid Park (Houston, Texas)

\* - SEC opponent

\$ - Game played at AutoZone Park (Memphis, Tenn.)

% - Game played at Dickey-Stephens Park (NLR, Ark.)

### 2017 (45-19; 18-11 2nd SEC West) Dave Van Horn

Date	Result	Opponent	Location
2/17	W, 7-0	Miami (Ohio)	Fayetteville
2/18	W, 5-1	Miami (Ohio)	Fayetteville
2/19	W, 11-1	Miami (Ohio)	Fayetteville
2/24	W, 11-8	Bryant	Fayetteville
2/25	W, 13-7	Bryant	Fayetteville

2/26	W, 16-6	Bryant	Fayetteville
2/28	L, 3-4	at Louisiana Tech	Ruston, La.
3/1	W, 13-10	at Louisiana Tech	Ruston, La.
3/3	L, 0-3	vs. Arizona*	Frisco, Texas
3/4	W, 15-5	vs. Nebraska*	Frisco, Texas
3/5	L, 3-8	vs. Oklahoma State*	Frisco, Texas
3/7	W, 12-3	ULM	Fayetteville
3/8	W, 11-2	ULM	Fayetteville
3/10	W, 5-2	Rhode Island	Fayetteville
3/10	W, 3-2	Rhode Island	Fayetteville
3/12	L, 0-3	Rhode Island	Fayetteville
3/14	W, 3-2	Alcorn State	Fayetteville
3/15	W, 11-3	Alcorn State	Fayetteville
3/17	W, 3-1	Mississippi State*	Fayetteville
3/18	W, 5-4	Mississippi State*	Fayetteville
3/19	W, 6-1	Mississippi State*	Fayetteville
3/22	W, 5-2	New Orleans	Fayetteville
3/24	W, 9-2	at Missouri*	Columbia, Mo.
3/25	L, 2-7	at Missouri*	Columbia, Mo.
3/26	W, 9-8	at Missouri*	Columbia, Mo.
3/29	Cancelled	Grambling State	Fayetteville
3/31	W, 7-1	at Alabama*	Tuscaloosa, Ala.
4/1	L, 1-7	at Alabama*	Tuscaloosa, Ala.
4/2	W, 8-5	at Alabama*	Tuscaloosa, Ala.
4/5	W, 11-2	Grand Canyon	Fayetteville
4/5	W, 6-1	Grand Canyon	Fayetteville
4/7	W, 9-3	LSU*	Fayetteville
4/8	L, 8-10	LSU*	Fayetteville
4/9	L, 0-2	LSU*	Fayetteville
4/11	W, 12-4	at Missouri State	Springfield, Mo.
4/13	W, 14-4	Georgia*	Fayetteville
4/14	W, 5-4 (10)	Georgia*	Fayetteville
4/15	W, 11-3	Georgia*	Fayetteville
4/18	W, 16-7	Memphis	Fayetteville
4/19	W, 2-0	Memphis\$	N. Little Rock, Ark.
4/21	L, 2-15	at Auburn*	Auburn, Ala.
4/22	W, 7-3	at Auburn*	Auburn, Ala.
4/23	L, 6-11	at Auburn*	Auburn, Ala.
4/25	W, 6-5	vs. Kansas State%	Kansas City, Mo.
4/27	L, 1-9	Ole Miss*	Fayetteville
4/28	L, 1-4	Ole Miss*	Fayetteville
4/28	W, 7-4	Ole Miss*	Fayetteville
5/4	L, 4-5	at Tennessee*	Knoxville, Tenn.
5/6	W, 2-0	at Tennessee*	Knoxville, Tenn.
5/12	W, 4-3	Vanderbilt*	Fayetteville
5/13	L, 2-6	Vanderbilt*	Fayetteville
5/14	W, 7-1	Vanderbilt*	Fayetteville
5/18	W, 6-4 (10)	Texas A&M*	College Station, Texas
5/19	L, 2-5	Texas A&M*	College Station, Texas
5/20	W, 8-0	Texas A&M*	College Station, Texas
5/25	L, 3-4	vs. Mississippi State*	Hoover, Ala.
5/25	W, 12-0 (7)	vs. Auburn&	Hoover, Ala.
5/26	W, 9-2	vs. Mississippi State&	Hoover, Ala.
5/27	W, 16-0 (7)	vs. Florida&	Hoover, Ala.
5/28	L, 2-4	vs. LSU&	Hoover, Ala.
6/2	W, 3-0	Oral Roberts#	Fayetteville
6/3	L, 4-5	Missouri State#	Fayetteville
6/4	W, 4-3	Oral Roberts#	Fayetteville
6/4	W, 11-10	Missouri State#	Fayetteville
6/5	L, 2-3	Missouri State#	Fayetteville

^ - Frisco College Classic at Dr. Pepper Ballpark (Frisco, Texas)

\* - SEC opponent

% - Game played at Kauffman Stadium (Kansas City, Mo.)

& - SEC Tournament (Hoover, Ala.)

# - NCAA Fayetteville Regional



In one of the wildest and most memorable games in Razorback history, Arkansas was on the brink of elimination in the 2017 NCAA Fayetteville Regional against Missouri State. After enduring a 9 p.m. start and multiple rain delays, the Hogs and Bears played into the wee hours of the morning, finishing well after 3 a.m. Jared Gates' go-ahead home run in the eighth inning was enough to force a regional-deciding game, which was played later that day.



# A || ALL-TIME RESULTS

## 2018 (48-21; 18-12 T-1st SEC West) Dave Van Horn

Date	Result	Opponent	Location
2/16	W, 14-2	Bucknell	Fayetteville
2/17	W, 32-4	Bucknell	Fayetteville
2/18	W, 3-1	Bucknell	Fayetteville
2/21	W, 1-0	vs. Arizona@	San Diego, Calif.
2/23	L, 4-3	vs. Cal Poly^	San Diego, Calif.
2/24	W, 5-2	at San Diego State^	San Diego, Calif.
2/25	L, 7-6	at San Diego^	San Diego, Calif.
2/28	W, 18-1	Dayton	Fayetteville
3/1	W, 11-0	Dayton	Fayetteville
3/2	W, 4-0	USC	Fayetteville
3/3	L, 3-1	USC	Fayetteville
3/4	W, 7-6 (8)	USC	Fayetteville
3/9	W, 7-2	Kent State	Fayetteville
3/9	L, 10-4	Kent State	Fayetteville
3/11	W, 11-4	Kent State	Fayetteville
3/13	W, 13-4	Texas	Fayetteville
3/14	W, 7-5	Texas	Fayetteville
3/16	W, 9-4	Kentucky*	Fayetteville
3/17	W, 14-2	Kentucky*	Fayetteville
3/17	W, 16-9	Kentucky*	Fayetteville
3/21	L, 6-3	at Charlotte	Charlotte, N.C.
3/23	W, 6-3	at Florida*	Gainesville, Fla.
3/24	L, 17-2	at Florida*	Gainesville, Fla.
3/25	L, 5-4	at Florida*	Gainesville, Fla.
3/27	W, 8-7	at Memphis#	Memphis, Tenn.
3/29	W, 6-4	at Ole Miss*	Oxford, Miss.
3/30	L, 5-4	at Ole Miss*	Oxford, Miss.
3/31	L, 11-10	at Ole Miss*	Oxford, Miss.
4/3	W, 10-9 (10)	ULM	Fayetteville
4/4	W, 4-0	ULM	Fayetteville
4/6	W, 2-1	Auburn*	Fayetteville
4/7	W, 13-2	Auburn*	Fayetteville
4/8	W, 5-4	Auburn*	Fayetteville
4/10	W, 7-6	Grambling State&	N. Little Rock, Ark.
4/12	L, 3-2	South Carolina*	Fayetteville
4/14	W, 2-0	South Carolina*	Fayetteville
4/14	W, 3-0	South Carolina*	Fayetteville
4/17	W, 11-7	Missouri State	Fayetteville
4/20	L, 6-5	at Mississippi State*	Starkville, Miss.
4/21	L, 5-3	at Mississippi State*	Starkville, Miss.
4/21	L, 7-5	at Mississippi State*	Starkville, Miss.
4/24	W, 5-1	Texas Tech	Fayetteville
4/27	W, 7-3	Alabama*	Fayetteville
4/28	W, 7-4	Alabama*	Fayetteville
4/29	W, 9-7	Alabama*	Fayetteville
5/4	W, 5-4	at LSU*	Baton Rouge, La.
5/5	L, 6-4	at LSU*	Baton Rouge, La.
5/6	L, 7-5	at LSU*	Baton Rouge, La.
5/11	W, 9-3	Texas A&M*	Fayetteville
5/12	W, 3-1	Texas A&M*	Fayetteville
5/13	W, 6-3	Texas A&M*	Fayetteville
5/17	W, 8-6	at Georgia*	Athens, Ga.
5/18	L, 8-7 (10)	at Georgia*	Athens, Ga.
5/19	L, 3-2	at Georgia*	Athens, Ga.
5/23	W, 13-8	vs. South Carolina\$	Hoover, Ala.
5/25	W, 8-2	vs. Florida\$	Hoover, Ala.
5/26	L, 2-1	vs. LSU\$	Hoover, Ala.
6/1	W, 10-2	Oral Roberts!	Fayetteville
6/2	W, 10-2	Southern Miss!	Fayetteville
6/3	W, 4-3	Dallas Baptist!	Fayetteville
6/9	W, 9-3	South Carolina+	Fayetteville
6/10	L, 8-5	South Carolina+	Fayetteville
6/11	W, 14-4	South Carolina+	Fayetteville
6/17	W, 11-5	vs. Texas%	Omaha, Neb.
6/20	W, 7-4	vs. Texas Tech%	Omaha, Neb.
6/22	W, 5-2	vs. Florida%	Omaha, Neb.
6/26	W, 4-1	vs. Oregon State%	Omaha, Neb.
6/27	L, 5-3	vs. Oregon State%	Omaha, Neb.
6/28	L, 5-0	vs. Oregon State%	Omaha, Neb.

@ - Game played at Tony Gwynn Stadium (San Diego, Calif.)  
^ - Tony Gwynn Legacy Tournament (San Diego, Calif.)

\* - SEC opponent

# - Game played at AutoZone Park (Memphis, Tenn.)

& - Game played at Dickey-Stephens Park (NLR, Ark.)

\$ - SEC Tournament (Hoover, Ala.)

! - NCAA Fayetteville Regional

+ - NCAA Fayetteville Super Regional

% - College World Series

## 2019 (46-20; 20-10 T-1st SEC West) Dave Van Horn

Date	Result	Opponent	Location
2/16	W, 15-7	Eastern Illinois-1	Fayetteville
2/16	W, 12-3	Eastern Illinois-2	Fayetteville

2/17	W, 3-2	Eastern Illinois	Fayetteville
2/21	W, 6-3	at USC	Los Angeles, Calif.
2/22	W, 8-6	at USC	Los Angeles, Calif.
2/23	L, 6-4 (10)	at USC	Los Angeles, Calif.
2/27	W, 10-3	Memphis	Fayetteville
3/1	W, 3-1	Stony Brook-1	Fayetteville
3/1	W, 4-3	Stony Brook-2	Fayetteville
3/2	W, 15-7	Stony Brook	Fayetteville
3/6	W, 9-2	Charlotte	Fayetteville
3/8	W, 4-2	Louisiana Tech	Fayetteville
3/9	L, 12-7	Louisiana Tech	Fayetteville
3/10	W, 11-0	Louisiana Tech	Fayetteville
3/12	W, 8-0	Western Illinois	Fayetteville
3/13	W, 11-1 (8)	Western Illinois	Fayetteville
3/15	W, 2-0	Missouri*	Fayetteville
3/16	W, 4-3	Missouri*	Fayetteville
3/17	W, 3-2	Missouri*	Fayetteville
3/19	W, 11-4	at Texas	Austin, Texas
3/20	L, 7-6	at Texas	Austin, Texas
3/22	W, 12-3	at Alabama*	Tuscaloosa, Ala.
3/23	L, 10-0	at Alabama*	Tuscaloosa, Ala.
3/24	W, 10-2	at Alabama*	Tuscaloosa, Ala.
3/26	W, 8-2	at Missouri State	Springfield, Mo.
3/29	W, 5-3	Ole Miss*	Fayetteville
3/30	L, 4-3	Ole Miss*	Fayetteville
3/31	L, 10-5	Ole Miss*	Fayetteville
4/2	L, 17-7	Little Rock	Fayetteville
4/5	L, 6-3	at Auburn-1*	Auburn, Ala.
4/5	W, 9-6 (15)	at Auburn-2*	Auburn, Ala.
4/6	W, 8-0	at Auburn*	Auburn, Ala.
4/9	W, 15-8	Oral Roberts	Fayetteville
4/12	L, 3-2	at Vanderbilt*	Nashville, Tenn.
4/13	L, 12-2	at Vanderbilt*	Nashville, Tenn.
4/14	W, 14-12	at Vanderbilt*	Nashville, Tenn.
4/16	W, 16-4 (7)	UABP	Fayetteville
4/18	W, 5-3	Mississippi State*	Fayetteville
4/19	W, 12-5	Mississippi State*	Fayetteville
4/20	W, 10-2	Mississippi State*	Fayetteville
4/23	W, 19-2 (8)	Northwestern State	Fayetteville
4/24	L, 10-7	Northwestern State	Fayetteville
4/26	W, 11-9	Tennessee*	Fayetteville
4/27	W, 15-3	Tennessee*	Fayetteville
4/28	W, 4-3 (10)	Tennessee*	Fayetteville
4/30	W, 17-3	Grambling State@	N. Little Rock, Ark.
5/3	W, 5-2	at Kentucky*	Lexington, Ky.
5/5	W, 9-1 (7)	at Kentucky-1*	Lexington, Ky.
5/5	L, 4-3 (7)	at Kentucky-2*	Lexington, Ky.
5/9	W, 14-4	LSU*	Fayetteville
5/10	W, 11-6	LSU*	Fayetteville
5/11	L, 3-2	LSU*	Fayetteville
5/16	W, 7-3	at Texas A&M* College Station, Texas	
5/17	L, 6-2	at Texas A&M* College Station, Texas	
5/18	L, 6-1	at Texas A&M* College Station, Texas	
5/22	W, 5-3	vs. Ole Miss\$	Hoover, Ala.
5/23	L, 3-1	vs. Georgia\$	Hoover, Ala.
5/24	L, 3-2	vs. Ole Miss\$	Hoover, Ala.
5/31	W, 11-5	Central Connecticut St.!	Fayetteville
6/1	W, 3-1	TCU!	Fayetteville
6/2	W, 6-0	TCU!	Fayetteville
6/8	W, 11-2	Ole Miss+	Fayetteville
6/9	L, 13-5	Ole Miss+	Fayetteville
6/10	W, 14-1	Ole Miss+	Fayetteville
6/15	L, 1-0	Florida State%	Omaha, Neb.
6/17	L, 5-4	Texas Tech%	Omaha, Neb.

\* - SEC opponent

@ - Game played at Dickey-Stephens Park (NLR, Ark.)

\$ - SEC Tournament (Hoover, Ala.)

! - NCAA Fayetteville Regional

+ - NCAA Fayetteville Super Regional

% - College World Series

## 2020 (11-5; 0-0 SEC) Dave Van Horn

Date	Result	Opponent	Location
2/14	W, 5-1	Eastern Illinois	Fayetteville
2/15	W, 10-1	Eastern Illinois	Fayetteville
2/16	W, 12-3	Eastern Illinois	Fayetteville
2/20	W, 7-5	Gonzaga	Fayetteville
2/21	W, 9-3	Gonzaga	Fayetteville
2/22	W, 5-0	Gonzaga	Fayetteville
2/23	W, 9-5	Gonzaga	Fayetteville
2/28	L, 6-3	vs. Oklahoma^	Houston, Texas
2/29	L, 8-7	vs. Texas^	Houston, Texas
3/1	L, 3-2	vs. Baylor^	Houston, Texas
3/3	L, 8-7	Illinois State	Fayetteville
3/6	L, 13-6	South Alabama	Fayetteville
3/7	W, 15-2	South Alabama	Fayetteville
3/8	W, 5-3	South Alabama	Fayetteville
3/10	W, 6-1	Grand Canyon	Fayetteville



Charlie Welch's pinch-hit three-run home run in the bottom of the eighth inning against Nebraska in the do-or-die 2021 NCAA Fayetteville Regional title game helped Arkansas advance to the NCAA Fayetteville Super Regional.

3/11 W, 10-9 Grand Canyon Fayetteville

^ - Shriners College Classic at Minute Maid Park (Houston, Texas)

NOTE: Season suspended due to COVID-19 pandemic

## 2021 (50-13; 22-8 SEC Champs) Dave Van Horn

Date	Result	Opponent	Location
2/20	W, 13-9	vs. Texas Tech^	Arlington, Texas
2/21	W, 4-0	vs. Texas^	Arlington, Texas
2/22	W, 4-1	vs. TCU^	Arlington, Texas
2/25	W, 6-5 (10)	SEMO	Fayetteville
2/26	W, 7-3	SEMO	Fayetteville
2/27	W, 9-3	SEMO	Fayetteville
2/28	W, 11-4 (5)	SEMO	Fayetteville
3/5	W, 7-6	Murray State	Fayetteville
3/6	W, 11-6	Murray State	Fayetteville
3/7	W, 6-0	Murray State	Fayetteville
3/12	W, 9-7 (10)	at Louisiana Tech	Ruston, La.
3/13	W, 8-1	at Louisiana Tech	Ruston, La.
3/14	L, 2-0	at Louisiana Tech	Ruston, La.
3/16	L, 8-5	Oklahoma	Fayetteville
3/19	L, 16-1	Alabama*	Fayetteville
3/20	W, 9-1	Alabama*	Fayetteville
3/21	W, 3-1	Alabama*	Fayetteville
3/23	W, 14-1	Memphis	Fayetteville
3/24	W, 9-4	Memphis	Fayetteville
3/26	W, 8-2	at Mississippi State*	Starkville, Miss.
3/27	W, 11-5	at Mississippi State*	Starkville, Miss.
3/28	W, 6-4	at Mississippi State*	Starkville, Miss.
3/30	W, 21-8	UCA	Fayetteville
4/1	L, 2-1	Auburn*	Fayetteville
4/2	W, 6-5	Auburn*	Fayetteville
4/3	W, 6-5 (10)	Auburn*	Fayetteville
4/6	W, 7-2	Little Rock	Fayetteville
4/7	W, 10-3	Little Rock	Fayetteville
4/10	W, 7-3	at Ole Miss-1*	Oxford, Miss.
4/10	L, 13-6	at Ole Miss-2*	Oxford, Miss.
4/11	W, 18-14	at Ole Miss*	Oxford, Miss.
4/13	W, 12-4	UABP	Fayetteville
4/14	W, 26-1	UABP	Fayetteville
4/17	W, 13-0	Texas A&M-1*	Fayetteville
4/17	W, 2-1 (10)	Texas A&M-2*	Fayetteville
4/18	L, 11-10	Texas A&M*	Fayetteville
4/22	W, 6-1	at South Carolina*	Columbia, S.C.
4/23	L, 6-2	at South Carolina-1*	Columbia, S.C.
4/23	W, 5-1	at South Carolina-2*	Columbia, S.C.
4/30	W, 7-0	at LSU*	Baton Rouge, La.
5/1	W, 17-10	at LSU-1*	Baton Rouge, La.
5/1	L, 5-4	at LSU-2*	Baton Rouge, La.
5/7	W, 3-0	Georgia*	Fayetteville
5/8	L, 7-3	Georgia*	Fayetteville
5/9	W, 5-3	Georgia*	Fayetteville
5/11	W, 8-4	Arkansas State*	Fayetteville
5/14	W, 6-5	at Tennessee*	Knoxville, Tenn.
5/15	L, 8-7	at Tennessee*	Knoxville, Tenn.
5/16	W, 3-2	at Tennessee*	Knoxville, Tenn.
5/20	W, 6-2	Florida*	Fayetteville
5/21	W, 4-3	Florida*	Fayetteville
5/22	W, 9-3	Florida*	Fayetteville
5/26	W, 11-2	vs. Georgia\$	Hoover, Ala.
5/27	W, 6-4	vs. Vanderbilt\$	Hoover, Ala.
5/29	W, 3-2	vs. Ole Miss\$	Hoover, Ala.
5/30	W, 7-2	vs. Tennessee\$	Hoover, Ala.

6/4 W, 13-8 NJIT! Fayetteville

6/5 W, 5-1 Nebraska! Fayetteville

6/6 L, 5-3 Nebraska! Fayetteville

6/7 W, 6-2 Nebraska! Fayetteville

6/11 W, 21-2 NC State+ Fayetteville

6/12 L, 6-5 NC State+ Fayetteville

6/13 L, 3-2 NC State+ Fayetteville

^ - State Farm College Baseball Showdown at Globe Life Field (Arlington, Texas)

\* - SEC opponent

\$ - SEC Tournament (Hoover, Ala.)

! - NCAA Fayetteville Regional

+ - NCAA Fayetteville Super Regional

## 2022 (46-21; 18-12 2nd SEC West) Dave Van Horn

Date	Result	Opponent	Location
2/18	L, 3-2	Illinois State	Fayetteville
2/19	W, 5-1	Illinois State	Fayetteville
2/20	W, 4-2	Illinois State	Fayetteville
2/25	W, 5-2	vs. Indiana^	Round Rock, Texas
2/27	L, 5-0	vs. #6 Stanford^	Round Rock, Texas
2/27	W, 6-5	vs. Louisiana^	Round Rock, Texas
3/2	W, 15-3	Omaha	Fayetteville
3/4	L, 7-3	Southeastern	Fayetteville
3/5	W, 4-2	Southeastern-1	Fayetteville
3/5	W, 11-1 (8)	Southeastern-2	Fayetteville
3/10	W, 12-3	UIC-1	Fayetteville
3/10	W, 5-4	UIC-2	Fayetteville
3/12	W, 10-1	UIC	Fayetteville
3/13	W, 10-8	UIC	Fayetteville
3/15	W, 14-1 (8)	Grambling	Fayetteville
3/16	W, 13-3 (8)	Grambling	Fayetteville
3/18	W, 6-2	Kentucky*	Fayetteville
3/19	W, 9-3	Kentucky*	Fayetteville
3/20	W, 3-1	Kentucky*	Fayetteville
3/25	W, 7-4	at Missouri*	Columbia, Mo.
3/26	L, 7-5	at Missouri*	Columbia, Mo.
3/27	W, 6-4	at Missouri*	Columbia, Mo.
3/29	W, 16-8	Little Rock	Fayetteville
4/1	W, 8-1	Mississippi State*	Fayetteville
4/2	W, 12-5	Mississippi State*	Fayetteville
4/3	L, 5-3 (12)	Mississippi State*	Fayetteville
4/5	W, 21-9	UCA	Fayetteville
4/7	W, 8-1	at Florida*	Gainesville, Fla.
4/8	L, 7-2	at Florida*	Gainesville, Fla.
4/9	L, 9-7	at Florida*	Gainesville, Fla.
4/12	W, 15-0 (7)	UABP-1	Fayetteville
4/12	W, 6-0 (7)	UABP-2	Fayetteville
4/14	W, 5-4	#15 LSU*	Fayetteville
4/15	W, 5-0	#15 LSU*	Fayetteville
4/16	W, 6-2	#15 LSU*	Fayetteville
4/19	W, 10-1	Arkansas State	Fayetteville
4/20	W, 10-3	Arkansas State	Fayetteville
4/22	L, 2-1	at Texas A&M* College Station, Texas	
4/23	W, 3-1	at Texas A&M* College Station, Texas	
4/24	L, 11-10	at Texas A&M* College Station, Texas	
4/26	W, 2-1 (10)	vs. UCA@	N. Little Rock, Ark.
4/29	L, 4-2	Ole Miss*	Fayetteville
4/30	W, 6-3	Ole Miss*	Fayetteville
5/1	W, 4-3	Ole Miss*	Fayetteville
5/3	L, 6-4	Missouri State	Fayetteville
5/6	W, 11-8	at #19 Auburn*	Auburn, Ala.
5/7	L, 5-3	at #19 Auburn*	Auburn, Ala.



5/8	W, 7-4	at #19 Auburn*	Auburn, Ala.
5/13	L, 9-6 (10)	#24 Vanderbilt*	Fayetteville
5/14	W, 11-6	#24 Vanderbilt*	Fayetteville
5/15	L, 5-0 (7)	#24 Vanderbilt*	Fayetteville
5/19	W, 7-3	at Alabama*	Tuscaloosa, Ala.
5/20	L, 8-6	at Alabama*	Tuscaloosa, Ala.
5/21	L, 18-5	at Alabama*	Tuscaloosa, Ala.
5/25	L, 4-3	vs. Alabama\$	Hoover, Ala.
5/27	L, 7-5	vs. Florida\$	Hoover, Ala.
6/3	W, 7-1	vs. GCU!	Stillwater, Okla.
6/4	W, 20-12	at #6 Oklahoma St.!	Stillwater, Okla.
6/5	L, 14-10 (10)	at #6 Oklahoma St.!	Stillwater, Okla.
6/6	W, 7-3	at #6 Oklahoma St.!	Stillwater, Okla.
6/11	W, 4-1	at #11 UNC+	Chapel Hill, N.C.
6/12	W, 4-3	at #11 UNC+	Chapel Hill, N.C.
6/18	W, 17-2	vs. #2 Stanford%	Omaha, Neb.
6/20	L, 13-5	vs. Ole Miss%	Omaha, Neb.
6/21	W, 11-1	vs. #25 Auburn%	Omaha, Neb.
6/22	W, 3-2	vs. Ole Miss%	Omaha, Neb.
6/23	L, 2-0	vs. Ole Miss%	Omaha, Neb.

^ - Karbach Round Rock Classic (Round Rock, Texas)

\* - SEC opponent

@ - Game played at Dickey-Stephens Park (NLR, Ark.)

\$ - SEC Tournament (Hoover, Ala.)

! - NCAA Stillwater Regional

++ - NCAA Chapel Hill Super Regional

% - College World Series

### 2023 (43-18; 20-10 SEC Champs) Dave Van Horn

Date	Result	Opponent	Location
2/17	W, 3-2	vs. Texas^	Arlington, Texas
2/18	L, 18-6	vs. #15 TCU^	Arlington, Texas
2/19	W, 18-1	vs. #9 Oklahoma St.^	Arlington, Texas
2/21	W, 9-7	Grambling	Fayetteville
2/24	W, 13-2	Eastern Illinois	Fayetteville
2/25	W, 10-3	Eastern Illinois	Fayetteville
2/26	L, 12-3	Eastern Illinois	Fayetteville
3/1	W, 10-9 (11)	Illinois State	Fayetteville
3/3	W, 12-2	Wright State	Fayetteville
3/4	W, 12-6	Wright State	Fayetteville
3/5	W, 6-2	Wright State	Fayetteville
3/7	W, 7-5	Army	Fayetteville
3/10	W, 7-4	Louisiana Tech	Fayetteville
3/11	W, 6-1	Louisiana Tech	Fayetteville
3/12	W, 15-6	Louisiana Tech	Fayetteville
3/14	W, 13-7	UNLV	Fayetteville
3/15	W, 5-2	UNLV	Fayetteville
3/17	W, 7-2	Auburn*	Fayetteville
3/18	W, 9-3	Auburn*	Fayetteville
3/19	W, 5-0	Auburn*	Fayetteville
3/21	W, 12-2	SEMO	Fayetteville
3/24	W, 9-3 (10)	at #1 LSU*	Baton Rouge, La.
3/25	L, 12-2	at #1 LSU-1*	Baton Rouge, La.
3/25	L, 14-5	at #1 LSU-2*	Baton Rouge, La.
3/28	W, 16-3	Omaha	Fayetteville
3/31	L, 12-1	Alabama*	Fayetteville
4/1	W, 9-6	Alabama*	Fayetteville
4/2	W, 5-4	Alabama*	Fayetteville
4/7	W, 11-2	at Ole Miss-1*	Oxford, Miss.
4/7	L, 7-4	at Ole Miss-2*	Oxford, Miss.
4/8	W, 6-4	at Ole Miss*	Oxford, Miss.
4/11	W, 21-5	Little Rock*	Fayetteville

4/12	L, 11-4	Little Rock	Fayetteville
4/14	W, 5-2	#16 Tennessee*	Fayetteville
4/15	W, 6-3	#16 Tennessee*	Fayetteville
4/16	W, 7-2	#16 Tennessee*	Fayetteville
4/18	W, 6-3	UCA	Fayetteville
4/20	L, 6-5	at Georgia*	Athens, Ga.
4/21	L, 7-3	at Georgia*	Athens, Ga.
4/22	L, 9-8	at Georgia*	Athens, Ga.
4/25	L, 8-4	at Missouri State	Springfield, Mo.
4/27	W, 7-5	Texas A&M*	Fayetteville
4/28	W, 10-4	Texas A&M*	Fayetteville
4/29	W, 8-7	Texas A&M*	Fayetteville
5/2	L, 8-6 (11)	vs. Lipscomb@	N. Little Rock, Ark.
5/5	W, 6-2	at Mississippi State*	Starkville, Miss.
5/6	W, 14-2	at Mississippi State*	Starkville, Miss.
5/7	W, 11-6	at Mississippi State*	Starkville, Miss.
5/12	W, 4-1	#6 South Carolina	Fayetteville
5/13	L, 3-1	#6 South Carolina	Fayetteville
5/14	W, 5-1	#6 South Carolina	Fayetteville
5/18	W, 8-2	at #12 Vanderbilt*	Nashville, Tenn.
5/19	L, 10-8	at #12 Vanderbilt*	Nashville, Tenn.
5/20	L, 7-6	at #12 Vanderbilt*	Nashville, Tenn.
5/24	W, 6-5 (11)	vs. Texas A&M\$	Hoover, Ala.
5/25	W, 5-4	vs. #5 LSU\$	Hoover, Ala.
5/27	L, 5-4	vs. Texas A&M\$	Hoover, Ala.
6/2	W, 13-6	Santa Clara!	Fayetteville
6/4	L, 20-5	#17 TCU!	Fayetteville
6/4	W, 6-4	Santa Clara!	Fayetteville
6/5	L, 12-4	#17 TCU!	Fayetteville

^ - Higginbotham College Baseball Showdown at Globe Life Field (Arlington, Texas)

\* - SEC opponent

@ - Game played at Dickey-Stephens Park (NLR, Ark.)

\$ - SEC Tournament (Hoover, Ala.)

! - NCAA Fayetteville Regional

### 2024 (44-16; 20-10 1st SEC West) Dave Van Horn

Date	Result	Opponent	Location
2/16	W, 6-4	James Madison	Fayetteville
2/17	W, 15-5 (8)	James Madison	Fayetteville
2/18	L, 7-3	James Madison	Fayetteville
2/19	W, 4-0	James Madison	Fayetteville
2/23	W, 5-4	vs. #7 Oregon State^	Arlington, Texas
2/24	L, 2-1 (14)	vs. Oklahoma State^	Arlington, Texas
2/25	W, 4-3	vs. Michigan^	Arlington, Texas
2/27	W, 21-1 (7)	Grambling	Fayetteville
3/1	W, 5-1	Murray State	Fayetteville
3/2	W, 11-1 (8)	Murray State	Fayetteville
3/3	W, 5-3	Murray State	Fayetteville
3/5	W, 9-7	UCA	Fayetteville
3/9	W, 3-1	McNeese-1	Fayetteville
3/9	W, 11-1 (8)	McNeese-2	Fayetteville
3/10	W, 18-5 (7)	McNeese	Fayetteville
3/12	W, 4-2	Oral Roberts	Fayetteville
3/15	W, 8-0	Missouri*	Fayetteville
3/16	W, 6-0	Missouri*	Fayetteville
3/17	W, 9-1	Missouri*	Fayetteville
3/21	W, 1-0	at #23 Auburn*	Auburn, Ala.
3/22	W, 6-5	at #23 Auburn*	Auburn, Ala.
3/23	L, 8-6	at #23 Auburn*	Auburn, Ala.
3/26	W, 11-0 (7)	Little Rock	Fayetteville
3/28	W, 7-4	#8 LSU*	Fayetteville
3/29	W, 4-3 (10)	#8 LSU*	Fayetteville



In 2025, Gage Wood spun the third no-hitter in College World Series history as well as the 11th solo no-hitter in Razorback program history, tossing a nine-inning no-no with a school-record 19 strikeouts and zero walks against Murray State in Omaha.

3/30	W, 7-5	#8 LSU*	Fayetteville
4/2	W, 13-0 (7)	Arkansas State	Fayetteville
4/4	W, 5-2	Ole Miss*	Fayetteville
4/5	W, 8-3	Ole Miss*	Fayetteville
4/6	W, 7-4	Ole Miss*	Fayetteville
4/9	W, 5-1	San Jose State	Fayetteville
4/10	W, 8-2	San Jose State	Fayetteville
4/12	W, 5-3	at #25 Alabama*	Tuscaloosa, Ala.
4/13	L, 4-3 (10)	at #25 Alabama*	Tuscaloosa, Ala.
4/14	L, 5-0	at #25 Alabama*	Tuscaloosa, Ala.
4/16	W, 9-8	Texas Tech	Fayetteville
4/17	W, 5-4	Texas Tech	Fayetteville
4/19	W, 2-1	at #20 South Carolina*	Columbia, S.C.
4/20	L, 6-3	at #20 South Carolina*	Columbia, S.C.
4/20	W, 9-6	at #20 South Carolina-2*	Columbia, S.C.
4/23	W, 11-1 (7)	vs. UAPB	N. Little Rock, Ark.
4/26	W, 2-1	Florida*	Fayetteville
4/27	W, 6-5	Florida-1*	Fayetteville
4/27	L, 9-5	Florida-2*	Fayetteville
4/30	W, 12-7	Missouri State	Fayetteville
5/1	W, 8-5	Missouri State	Fayetteville
5/3	W, 10-3	at #8 Kentucky*	Lexington, Ky.
5/4	L, 11-3	at #8 Kentucky*	Lexington, Ky.
5/5	L, 7-4	at #8 Kentucky*	Lexington, Ky.
5/10	W, 7-5	#14 Mississippi State*	Fayetteville
5/11	L, 8-5	#14 Mississippi State*	Fayetteville
5/12	W, 9-6	#14 Mississippi State*	Fayetteville
5/16	L, 1-0 (11)	at #5 Texas A&M*	College Station, Texas
5/17	W, 6-3	at #5 Texas A&M*	College Station, Texas
5/18	L, 14-4 (7)	at #5 Texas A&M*	College Station, Texas
5/22	L, 6-5	vs. South Carolina\$	Hoover, Ala.
5/23	L, 9-6	vs. #2 Kentucky\$	Hoover, Ala.
5/31	W, 17-9	SEMO!	Fayetteville
6/1	L, 7-6	Kansas State!	Fayetteville
6/2	L, 6-3	SEMO!	Fayetteville

^ - Kubota College Baseball Series at Globe Life Field (Arlington, Texas)

\* - SEC opponent

@ - Game played at Dickey-Stephens Park (NLR, Ark.)

\$ - SEC Tournament (Hoover, Ala.)

! - NCAA Fayetteville Regional

### 2025 (50-15; 20-10 2nd SEC) Dave Van Horn

Date	Result	Opponent	Location
2/14	W, 3-2 (10)	Washington State-1	Fayetteville
2/14	W, 14-2 (7)	Washington State-2	Fayetteville
2/15	W, 5-2	Washington State	Fayetteville
2/17	W, 12-2 (7)	Washington State	Fayetteville
2/21	L, 3-2	vs. Kansas State^	Arlington, Texas
2/22	W, 2-1	vs. #22 TCU^	Arlington, Texas
2/23	W, 8-6	vs. Michigan^	Arlington, Texas
2/25	W, 14-3 (7)	Grambling	Fayetteville
2/28	W, 11-10	Charlotte	Fayetteville
3/1	W, 8-5	Charlotte	Fayetteville
3/2	W, 4-3	Charlotte	Fayetteville
3/4	W, 14-1 (7)	ULM	Fayetteville
3/5	W, 15-3 (7)	ULM	Fayetteville
3/7	W, 20-3 (7)	Portland	Fayetteville
3/8	W, 10-0 (7)	Portland	Fayetteville
3/9	W, 5-3	Portland	Fayetteville
3/11	W, 9-2	UCA	Fayetteville
3/14	L, 10-6	at #13 Ole Miss*	Oxford, Miss.
3/15	W, 12-3	at #13 Ole Miss*	Oxford, Miss.

3/16	W, 12-9	at #13 Ole Miss*	Oxford, Miss.
3/18	W, 4-1	Oral Roberts	Fayetteville
3/19	W, 16-0 (7)	Oral Roberts	Fayetteville
3/21	W, 12-2 (7)	South Carolina*	Fayetteville
3/22	W, 12-3	South Carolina*	Fayetteville
3/23	W, 11-4	South Carolina*	Fayetteville
3/25	L, 14-13 (10)	Missouri State	Fayetteville
3/28	W, 9-0	at #14 Vanderbilt*	Nashville, Tenn.
3/29	W, 6-4 (10)	at #14 Vanderbilt*	Nashville, Tenn.
3/30	W, 7-3	at #14 Vanderbilt*	Nashville, Tenn.
4/1	W, 7-4	vs. Grambling@	N. Little Rock, Ark.
4/5	W, 21-3 (7)	Missouri*	Fayetteville
4/6	W, 14-4 (7)	Missouri-1*	Fayetteville
4/6	W, 16-2 (7)	Missouri-2*	Fayetteville
4/8	W, 7-3	Arkansas State	Fayetteville
4/11	W, 13-3	at #7 Georgia*	Athens, Ga.
4/12	L, 7-6	at #7 Georgia*	Athens, Ga.
4/13	L, 7-6 (12)	at #7 Georgia*	Athens, Ga.
4/15	W, 13-3 (8)	UAPB	Fayetteville
4/17	L, 7-4	Texas A&M*	Fayetteville
4/18	W, 11-5	Texas A&M-1*	Fayetteville
4/18	L, 9-2	Texas A&M-2*	Fayetteville
4/22	W, 10-0 (7)	Little Rock	Fayetteville
4/23	W, 4-0	Little Rock	Fayetteville
4/25	L, 6-4	at Florida*	Gainesville, Fla.
4/26	W, 7-0	at Florida*	Gainesville, Fla.
4/27	L, 9-5	at Florida*	Gainesville, Fla.
5/1	W, 9-0	#1 Texas*	Fayetteville
5/2	W, 6-1	#1 Texas*	Fayetteville
5/3	W, 13-8	#1 Texas*	Fayetteville
5/9	L, 5-4 (10)	at #3 LSU*	Baton Rouge, La.
5/10	L, 13-3 (7)	at #3 LSU*	Baton Rouge, La.
5/11	W, 7-4	at #3 LSU*	Baton Rouge, La.
5/15	L, 10-7	#17 Tennessee*	Fayetteville
5/16	W, 8-6	#17 Tennessee*	Fayetteville
5/17	W, 8-4	#17 Tennessee*	Fayetteville
5/22	L, 5-2	vs. #17 Ole Miss\$	Hoover, Ala.
5/30	W, 6-2	North Dakota State!	Fayetteville
5/31	W, 12-1	Creighton!	Fayetteville
6/1	W, 8-3	Creighton!	Fayetteville
6/7	W, 4-3	#16 Tennessee*	Fayetteville
6/8	W, 11-4	#16 Tennessee*	Fayetteville
6/14	L, 4-1	vs. #3 LSU%	Omaha, Neb.
6/16	W, 4-0	vs. Murray State%	Omaha, Neb.
6/17	W, 7-3	vs. #13 UCLA%	Omaha, Neb.
6/18	L, 6-5	vs. #3 LSU%	Omaha, Neb.

^ - Arnegy Bank College Baseball Series (Globe Life Field in Arlington, Texas)

\* - SEC opponent

@ - Game played at Ch. St. Vincent Field at Dickey-Stephens Park (NLR, Ark.)

\$ - SEC Tournament (Hoover, Ala.)

! - NCAA Fayetteville Regional

++ - NCAA Fayetteville Super Regional

% - College World Series



Arkansas claimed its second SEC title in three seasons in 2023, finishing the campaign with a 43-18 overall record. The Razorbacks won their sixth regular-season conference championship in program history, and their fourth as a member of the SEC.





UNIVERSITY OF  
ARKANSAS

|| UNIVERSITY OF ARKANSAS





# REACHING HIGHER

The University of Arkansas is a welcoming campus of students, faculty and staff who are determined to build a better world. For more than 150 years, tradition and innovation have merged here, creating life-changing opportunities for student success and a sense of belonging. As one of the nation's top public research universities, the U of A has been dedicated to Arkansas since 1871. Building on record momentum in enrollment, graduation rates, research activity and economic impact, the university is reaching higher with ambitious goals to increase student success, expand support for students across the state, and grow the positive impact of its research.

[Arkansas.edu](http://Arkansas.edu)




UNIVERSITY OF  
ARKANSAS



## Where Paths Start

Our greatest achievements are etched in stone at the University of Arkansas, with more than 4 miles of sidewalk bearing the names of all of our graduates. Stretching across campus, Senior Walk is a unique tradition that includes the names of more than 220,000 graduates, and counting.



**92% CAREER PLACEMENT**  
\*2024 graduates report working, military service, volunteering or continuing education.



Arkansas Dewey Hickey, a clinical trial participant.

## The U of A INSTITUTE for INTEGRATIVE & INNOVATIVE RESEARCH (I<sup>3</sup>R)

I<sup>3</sup>R researchers have pioneered a novel system that can restore the sense of touch to people who use a prosthetic hand. The ongoing clinical trial includes collaboration with the University of Arkansas for Medical Sciences and a second site at Walter Reed National Military Medical Center.

## Arkansas Transfer Achievement Scholarship

has delivered

# \$4.3 million

in tuition savings



Allows graduates from 2-year colleges in the UA System to transfer to the U of A at the same 2-year tuition rate.



### ONE OF A KIND:

The U of A is set to open the **Multi-User Silicon Carbide Research and Fabrication Facility (MUSiC)** in late 2025.

This facility will enable the federal government – via national laboratories – businesses of all sizes, and other universities to prototype with silicon carbide, a capability that does not presently exist elsewhere in the U.S.



## SCHOLARSHIP AWARDS



**NEARLY  
\$106  
MILLION**

Nearly \$106 million in need-based and non-need-based scholarships and grants were awarded to undergraduate students.

## UNPRECEDENTED RESEARCH SUCCESS:

The University of Arkansas conducted a record

**\$221.5 million**

in research in FY 2023 and invested more than

**\$136 million**

in applied research facilities since 2021.

## 20:1 Student-to-Faculty Ratio



Record Enrollment: More than 33,600



## Notable Razorbacks

**Jerry Jones**, owner of the Dallas Cowboys  
**Veronica Campbell-Brown**, Olympic gold medalist

**Bobby Portis**, NBA Champion  
**Doug McMillon**, President and CEO of WalMart Stores, Inc.

**Nic Pizzolatto**, show creator of "True Detective"

**Ben Rector**, musician

**Savvy Shields**, Miss America

**Jaylin Williams**, NBA Champion

**\$7  
million**

### SCHOLARSHIP FUNDING FOR ARKANSAS STUDENTS

has grown by **\$7 MILLION** since 2019, and **98% OF FRESHMAN STUDENTS FROM ARKANSAS** who applied for scholarships last year received an award.

**98%**

## Retention and Graduation Rates

Above **86%**

1st Year Retention Rate

Above **70%**

6-Year Graduation Rate

As of Spring 2025



TIME

## BEST COLLEGES FOR FUTURE LEADERS

TIME Magazine 2025 rankings



## LAND OF OPPORTUNITY SCHOLARSHIP

**\$200  
MILLION**

The university's \$200 million scholarship campaign will bridge the gap of financial need for students from all 75 Arkansas counties while providing mentorship, networking and career development support.

## NATIONALLY COMPETITIVE AWARDS

**Truman Scholars**

**TOP 10**

Public Institutions



**Goldwater Scholars**

**TOP 25**

Public Institutions



**Rhodes Scholars**

**TOP 100**

Public Institutions



**162**

**National Science  
Foundation**

Graduate Research Fellows



## GAME CREDENTIALS

Members of the media should contact Oliver Grigg to request individual game credentials for Razorback home games. Credential requests should be made no later than noon (CT) the day before the scheduled contest and should be directed by email to Oliver Grigg. Credential requests for away games should be made to the communications contact of the home team.

Only fully accredited personnel directly involved in the coverage of the game will be admitted. Credentials are non-transferable.

## INTERVIEW POLICIES

Please direct all requests for interviews with coaches and players to Oliver Grigg. For home SEC weekends, head coach Dave Van Horn will hold his weekly press conference on Wednesday or Thursday with players and assistant coaches available after by request. On road SEC weekends, Van Horn will hold his weekly press conference on Tuesday or Wednesday with players and assistant coaches available after by request. Players are not available for interviews on gamedays, except for postgame interviews.

Postgame press conferences at Baum-Walker Stadium will be held in the Baum-Walker Stadium media room, located in the old visiting clubhouse along the first base line. The Arkansas clubhouse is off limits to the media at all times.

## EMAIL UPDATES

Members of the media may request to be added to the Arkansas communications baseball e-mail group. Subscribers will receive game notes, game stories and other information. To subscribe, send a request to Oliver Grigg. Please identify yourself and your organization in your request as this service is only available to members of the media.

## GAMEDAY MEDIA SERVICES

The Arkansas communications staff provides scorecards, rosters, updated statistics and results for each team. During the 2026 season, only scorecards will be printed for the media. All other information will only be available digitally.

## SEC MEDIA PORTAL

Highlights, Photos & Press Conferences: Arkansas, the SEC and XOS Digital will provide a platform for distribution of game highlights, game photos and press conference content. To request access to the SEC Media Portal and create an account, contact: [licensing@xosdigital.com](mailto:licensing@xosdigital.com).

## MEDIA MEALS & BEVERAGES

The media will be provided a voucher for the concession stands. Water and other beverages will be made available to media members in the press box.



**Oliver Grigg** (Tulane, 2017)

Associate Director of Communications

Office .....479-575-7696

Cell .....479-502-6577

Email ..... [ogrigg@uark.edu](mailto:ogrigg@uark.edu)

Twitter ..... @Oliver\_Grigg

## ARKANSAS ATHLETIC COMMUNICATIONS

The University of Arkansas athletic communications office is located on the second floor of the Broyles Athletic Center on North Razorback Road with office hours from 8 a.m. to 5 p.m., Monday through Friday. You can often reach us after hours by phone, but if not, please leave a message on our voice mail system.

Office: 479-575-2751

Fax: 479-575-7481

Press Box: 479-575-5441

Mailing Address:

University of Arkansas  
Razorbacks Communications  
Broyles Athletic Center  
350 N Razorback Road  
Fayetteville, AR 72701

## WIRELESS INTERNET

The Baum-Walker Stadium press box is equipped with wireless internet. Media members can access the #RazorbackWIFI network by entering an email in the login portal.

## GAMEDAY LIVE STATS

Live in-game stats will be provided at [RazorbackStats.com](http://RazorbackStats.com).

## FACILITIES/PARKING

The Arkansas baseball team plays all home games at Baum-Walker Stadium at George Cole Field. Baum-Walker Stadium is located just off Razorback Road south of Martin Luther King, Jr., Boulevard. Parking passes are available for the Tyson Track - South lot, which is located on 15th Street between Beechwood Drive and DeBryn Drive, and the Cardinal lot, which is located along Baum Drive. Only cars with a proper parking credential will be allowed access to the lots.

## PHOTOGRAPHERS

No cameras are allowed on the Baum-Walker Stadium playing surface during games. Photographers are encouraged to use the photo wells at the end of each dugout and behind home plate.





For the 35th consecutive season, every pitch of the Arkansas baseball season can be heard on the Razorback Sports Network. The network spans the state of Arkansas and can also be heard in neighboring states as well as across the globe via the internet.

The Razorback Baseball Radio Network is one of the largest collegiate baseball radio networks in the nation. With more than a dozen affiliates, Razorback baseball games are never more than a dial away no matter where an Arkansas fan resides.

**Phil Elson** enters his 12th season as the play-by-play announcer for the Hogs. Named the 2009, 2017, 2018 and 2025 Arkansas Sportscaster of the Year, Elson has nearly three decades' worth of broadcasting experience, including 17 years in professional baseball - 14 of which as the director of broadcasting and media relations for the Arkansas Travelers, the former Double-A affiliate of the Los Angeles Angels.

**Bubba Carpenter** enters his ninth season as the radio analyst for the Razorbacks. A three-time All-Southwest Conference player and four-year letterwinner for the Hogs from 1988-91, Carpenter was part of an Arkansas team that reached the 1989 College World Series, and he was a member of three NCAA Tournament teams (1988-90). He is still scattered in the Razorback records book, tied for fourth all-time with 121 walks and tied for 10th with 13 career triples. Carpenter finished his career with a .332 batting average, 195 hits, 141 runs, 10 home runs and 119 RBI.



**Phil Elson**  
Play-by-Play



**Bubba Carpenter**  
Analyst



**Justin DeLille**  
General Manager



**ARKANSAS**  
SPORTS PROPERTIES



**LEARFIELD**

**2026 RAZORBACK BASEBALL SPORTS NETWORK AFFILIATES**

El Dorado	KELD-FM	94.3
El Dorado	KELD-AM	1400
Fayetteville	KFAY-AM	1030
Fayetteville	KQSM-FM	92.1
Forrest City	KXJK-FM	106.5
Forrest City	KXJK-AM	950
Fort Smith	KERX-FM	95.3
Hot Springs / Mena	KTTG-FM	96.3
Little Rock	KKPT-FM	94.1
Little Rock	KBZU-FM	106.7
Little Rock	KABZ-FM	103.7
Marshall	KBCN-FM	104.3
Mountain Home	KOMT-FM	93.5
Stuttgart	KWAK-FM	105.5

U OF A





## CHARLES F. ROBINSON | CHANCELLOR

Charles F. Robinson, the seventh chancellor of the University of Arkansas, is committed to advancing the university's land-grant mission to provide opportunity and transform lives through education, research and service.

Dr. Robinson was appointed chancellor in November 2022, after serving as interim chancellor since August 2021. The U of A has set several institutional records under his leadership, including those for graduation rate, retention rate, scholarship funding and enrollment. In addition, the university conducted a record \$221.5 million in research in fiscal year 2023, while investing \$136 million more of its own resources into applied research facilities since 2021. Under Robinson's leadership, the university contributes over \$3 billion annually to the state's economy, underscoring its role as a driver of economic growth and innovation.

Chancellor Robinson prioritizes supporting student success, augmenting the institution's research enterprise and enhancing the university's status as an employer of choice. He initiated and is guiding the \$200 million Land of Opportunity Scholarship campaign, a transformative initiative aimed at bridging financial gaps for Arkansas students with the greatest financial need.

Robinson has minimized, or at times frozen, tuition increases for in-state students while adding several million dollars in scholarship support for Arkansans and raising employee pay. He is also overseeing the development of world-class research facilities such as the Institute for Integrative and Innovative Research (I<sup>3</sup>R), the Multi-User Silicon Carbide Research and Fabrication Facility (MUSiC), and the Anthony Timberlands Center for Design and Materials Innovation – helping ensure the university remains a leader in applied research that solves real-world problems, improves lives and strengthens the economy.

Robinson became chancellor after serving the U of A in several capacities over the course of more than two decades. He joined the university as an assistant professor of history in 1999 and was promoted to full professor in 2011. He was then promoted to positions of increasing responsibility, including vice chancellor for Student Affairs and provost and executive vice chancellor for Academic and Student Affairs.

Before becoming chancellor, Robinson led initiatives such as Advance Arkansas – a \$10 million scholarship effort for first-generation, low-income Arkansans – and the College Access Initiative, a need-based college readiness outreach program serving students and under-resourced schools statewide. Under his leadership, the university constructed Adohi Hall, which is the only residence hall in the United States to use sustainable cross-laminated timber. Robinson also oversaw an expansion of Pat Walker Health Center and led strategic planning for the university's 71,000 square foot Student Success Center.

An accomplished historian, Robinson's research and teaching focus on southern history. He has earned many awards for his teaching, including the Fulbright College Master Teacher Award, Arkansas Student Alumni Board Teacher of the Year, and induction into the university's Teaching Academy. Robinson holds a bachelor's degree in history from the University of Houston, a master's degree in history from Rice University and a doctorate in history from the University of Houston.

Known as an engaged and approachable leader on campus, Robinson is also heavily involved with multiple regional, state and national organizations including recent or current roles on the Arkansas Research Alliance Board of Directors, AETN Foundation Board, Northwest Arkansas Council Advisory Committee, ARVEST Bank Board of Directors, National Merit Scholarship Corporation Board of Directors, Center for First-Generation Student Success Advisory Board and the Association of Public & Land-Grant Universities Council of Presidents.

### Education & Degrees

Ph.D., University of Houston

M.A., Rice University

B.A., History, University of Houston

### Publications

*Forsaking All Others: A True Story of Interracial Sex and Revenge in the 1880s South* (University of Tennessee Press, 2010)

*Remembrances in Black: Personal Perspectives of the African American Experience at the University of Arkansas, 1940s-2000s* (University of Arkansas Press, 2010)

*Dangerous Liaisons: Sex and Love in the Segregated South* (University of Arkansas Press, 2003)

### Honors & Awards

Teaching and lecturing are Robinson's passions. In his time at the University of Arkansas, he has been awarded the Fulbright College Master Teacher Award, the Arkansas Alumni Distinguished Teacher Award, and the Student Alumni Board Teacher of the Year Award. Robinson has also been cited for excellence and inducted into the university's Teaching Academy. In 2006, the Black Students Association honored Robinson with the Lonnie R. Williams Bridging Excellence Award and in January 2008, he was given the Martin Luther King Jr. Lifetime Achievement Award by the Fayetteville MLK committee.



## UNIVERSITY OF ARKANSAS

The Board of Trustees of the University of Arkansas serve as the institution's governing body. The board is comprised of 10 trustees representing each of the state's four congressional districts. The president is the chief executive officer of the University of Arkansas System and reports to the Board of Trustees. Each campus has a chancellor as its chief executive officer, reporting directly to the president.

### BOARD OF TRUSTEES



**Jay B. Silveria**  
President



**Charles F. Robinson**  
Chancellor



**Kelly Eichler**  
Chair



**Steve Cox**  
Vice Chairman



**Ed Fryar, Ph.D.**  
Secretary



**Kevin Crass**  
Assistant Secretary



**Ted Dickey**



**Jeremy Wilson**



**Col. Nathaniel  
"Nate" Todd**



**Scott Ford**



**Randy Lawson**



**Judd Deere**

### UNIVERSITY OF ARKANSAS STRATEGIC OPERATIONS GROUP

**Charles F. Robinson**  
Chancellor

**Indrajeet Chaubey**  
Provost

**Jeremy Battjes**  
Vice Chancellor for Student Affairs

**Ann Bordelon**  
Executive Vice Chancellor for Finance & Administration

**Cale Fessler**  
Associate Vice Chancellor for Financial Affairs

**Jim Gigantino**  
Senior Vice Provost for Academic Affairs

**Clayton E Hamilton**  
Senior Associate Vice Chancellor and Chief Administration Officer for Campus Services

**Randy Massanelli**  
Vice Chancellor for Government & Community Relations

**Suzanne McCray**  
Vice Provost for Enrollment Management and Dean of Admissions

**Mark Rushing**  
Associate Vice Chancellor for University Relations

**Margaret Sova McCabe**  
Vice Chancellor for Research and Innovation

**Scott Varady**  
Vice Chancellor for University Advancement/Development

**Hunter R. Yurachek**  
Vice Chancellor and Director of Athletics



## || HUNTER YURACHEK – VICE CHANCELLOR & DIRECTOR OF ATHLETICS



Guided by the program's mission of building Champions and Razorbacks for Life, vice chancellor and director of athletics Hunter Yurachek has helped lead the University of Arkansas' Department of Intercollegiate Athletics to unprecedented success on and off the field.

Since being introduced as the vice chancellor and director of athletics on Dec. 4, 2017, Yurachek has worked tirelessly to foster athletics

success in all 19 sports, restore the tradition of a storied program and enhance the student-athlete experience for 465 student-athletes. Thanks to the dedicated efforts of Razorback student-athletes, coaches, administrators, Razorback Foundation members and fans, results are being realized on and off the field.

Now in his eighth full year at the University of Arkansas, Yurachek has firmly positioned the Razorbacks as one of the nation's elite intercollegiate athletics programs having finished in the Top 20 of the Learfield Directors' Cup each of the last five years. His leadership has helped build one of the nation's best all-sports programs while attracting premier coaches, including Naismith Basketball Hall of Fame Men's Basketball Coach John Calipari, to Fayetteville.

Arkansas has more than made its mark in the most competitive conference in the nation, winning 39 Southeastern Conference Championships in the past seven years, including 31 conference titles in the past five years alone. Both marks lead all SEC programs and the Razorbacks' 39 titles are more than seven other league programs combined in that same timeframe.

The Razorbacks made it five years in a row in the Top 20 of the Learfield Directors' Cup in 2024-25, finishing 11th overall and fifth among SEC schools to extend the program's record streak to five straight years. In addition to the most recent Top 20 finish, Arkansas finished No. 18 in 2023-24, No. 13 in 2022-23, No. 7 in 2021-22 and No. 8 in 2020-21.

Six Arkansas teams made deep runs in the NCAA postseason with men's basketball reaching the Sweet 16 for the fourth time in five years in Coach Calipari's first season. Powered by individual NCAA champion Maria Jose Marin, the women's golf program advanced to match play for the first time in program history. Baseball and softball hosted NCAA Regional and Super Regional rounds with Dave Van Horn leading the baseball team back to the College World Series for the eighth time in his legendary tenure before finishing ranked No. 3 in the season's final poll. The soccer program once again hosted in the NCAA postseason, making a return trip to the Sweet 16 for the third time in four years. Gymnastics advanced to a NCAA Regional final before coming up just short of a return trip to NCAA Championships.

The Hogs claimed three SEC titles with the men's cross country team securing their fourth SEC crown in five years. The men's and women's track programs delivered SEC titles with the men claiming their fifth-consecutive outdoor trophy and the women winning the program's 13th straight SEC Indoor Track & Field championship.

An incredible nine Arkansas student-athletes were named the player of the year in their respective sports during the year, including baseball's Golden Spikes Award winner Wehiwa Aloy, softball's National Player of the Year Bri Ellis and women's track's National Indoor Track Athlete of the Year Isabella Whittaker.

Arkansas student-athletes are also excelling in the classroom. In 2024-25, Arkansas student-athletes recorded the highest GPA on record with a 3.32 and marked the department's 32nd consecutive semester with at least a 3.0 GPA. Of the 19 programs, 18 posted a 3.0 cumulative GPA or better. A total of 102 Razorback student-athletes earned their degrees with the program once again achieving a 100% Razorback Graduation Rate, which is based on student-athletes who complete their athletics eligibility and earn their degree.

The Razorbacks tallied two NCAA championships in 2023-24, recorded nine Top 10 national finishes and won five Southeastern Conference championships in the 2023-24 athletics season. Arkansas finished in the Top 10 at every men's and women's cross country and track and field NCAA championship contested in 2023-24 and recorded a program best Elite Eight finish in volleyball.

In February 2024, Yurachek was appointed to the prestigious College Football Playoff Committee, where he will serve for the next three seasons. He has also previously served as a member of the NCAA Football Oversight Committee and the Football Competition Committee. Yurachek has also served on the SEC Executive Committee, which approves the annual operating budget and oversees all financial and fiscal affairs of the conference.

Yurachek was selected as a 2021-22 Football Bowl Subdivision Cushman & Wakefield Athletics Director of the Year by his peers. He was also a finalist for the Sports Business Journal 2022 Athletics Director of the Year.

Yurachek's leadership is also making a difference within Arkansas, the SEC and throughout intercollegiate athletics. In 2020, Arkansas Governor Asa Hutchinson named Yurachek to the Governor's Economic Recovery Task Force, to help guide state reopening in the wake of COVID-19. Yurachek was honored as the Arkansas Press Association Headliner of the Year in 2021 and was named the inaugural Celebrate Arkansas Influencer of the Year in 2022.

In 2022-23, the Razorbacks recorded a third-consecutive Top 15 finish with a No. 13 finish. Arkansas finished first among programs with 19 or fewer sports. The Razorbacks captured two NCAA Championships (MITK, WITK), earned 13 Top 25 finishes and six Top 10 national finishes. Seventeen of 19 programs were ranked in the top 25, with eight breaking into the top 10. The Hogs won a bowl game for the second-straight year, advanced to the NCAA Men's Basketball Tournament's Sweet Sixteen for the third-consecutive year and won the program's first match in the NCAA Volleyball Tournament in 18 years. Arkansas won five SEC Championships.

Academically, Razorback student-athletes combined for a 3.20 cumulative GPA and 166 student-athletes earned academic personal bests. A total of 72 Razorback student-athletes graduated and another 12 earned graduate certificates.

In the 2021-22 academic year, Arkansas recorded the most successful year in the program's history, finishing seventh in the Learfield Directors' Cup. The Razorbacks finished first among programs with 19 or fewer sports, second among SEC schools and earned only its second Top 10 Directors' Cup finish. Arkansas earned a total of nine Top 10 NCAA finishes and 12 Top 20 NCAA finishes. The Razorbacks won eight Southeastern Conference championships (men's and women's cross country, soccer, men's and women's indoor track and field, men's outdoor track and field, softball regular season, softball tournament) and won a New Year's Day bowl game in football for the first time since 2000. In addition, the Razorbacks advanced to the College World Series, the Elite Eight in men's basketball and women's soccer, and the NCAA Golf Championships in both men's and women's golf.

In the classroom, Razorback student-athletes earned a then program-record 3.27 GPA and a total of 97 Razorback student-athletes earned their degrees and added their names to Senior Walk in the 2021-22 academic year.

In 2020-21, Razorback Athletics earned a then program-best eighth place finish in the 2020-21 Learfield Directors' Cup. Arkansas' previous best finish, prior to 2020-21, was 14th in the competition that tracks the nation's most successful intercollegiate athletics programs.

The Razorbacks won another NCAA title (Women's Indoor Track & Field), earned eight Top 10 NCAA finishes and a remarkable 10 Southeastern Conference regular season and tournament championships, including SEC triple crown sweeps in both men's and women's cross country & track and field, a second-straight soccer regular season crown, the program's first softball regular season title and a baseball regular season and tournament championship. Arkansas' championship total led the league and doubled the next closest SEC program.

Meanwhile, Razorback student-athletes combined for a 3.25 GPA and 104 student-athletes graduated from the University of Arkansas. A multi-million-dollar renovation of the Randal Tyson Track Center was completed, while brand new facilities, including the \$27 million J.B. and Johnelle Hunt Family Baseball Development Center and the \$15 million Frank O'Mara Track and Field High Performance Center were constructed.

Even in an abbreviated 2019-20 competition schedule, Razorback Athletics built an impressive resume, including winning its first NCAA championship in women's cross country and its first SEC title in soccer. In addition, the Razorbacks earned SEC championships in women's cross country and men's and women's indoor track and field. Razorback student-athletes followed suit in the classroom, earning a 3.24 cumulative GPA with 107 student-athletes adding their names to Senior Walk as University of Arkansas graduates.

Razorback Athletics was also at the forefront of several key initiatives in 2019-20. Nolan Richardson Court was dedicated at Bud Walton Arena, and Eddie Sutton Men's Basketball Practice gymnasium was created at the Basketball Performance Center.

In 2018-19, Arkansas finished No. 23 in the Learfield IMG College Directors' Cup, including finishing first among programs with 19 or fewer teams. Arkansas captured two NCAA team championships (women's indoor and outdoor track & field), four SEC team championships (women's cross country, women's indoor and outdoor track & field, men's golf) and four SEC team runner-up finishes (soccer, men's cross country, men's indoor track & field and women's basketball).

In addition, the Razorback Baseball team won a share of the SEC Western Division title and advanced to its second straight College World Series. A total of 14 programs were nationally ranked during 2018-19, including five in the top 10. Arkansas had four NCAA individual and 22 SEC individual champions.

Razorback student-athletes continued to achieve at a high level in the classroom, posting a cumulative GPA of 3.24. The program graduated 98% of student-athletes who exhausted their athletic eligibility.



In 2018-19, Arkansas hosted its first NCAA Men's and Women's Golf Championships at Blessings Golf Club. In addition, Arkansas was home to the 2019 SEC Indoor and Outdoor Track & Field Championships as well as both an NCAA Baseball Regional and Super Regional at Baum-Walker Stadium.

Yurachek launched several initiatives to further engage Arkansas and Razorback fans around the world. In August 2018, as part of the One Razorback campaign, the inaugural One Hog Call event was held in Fayetteville, Little Rock and around the globe. Razorback fans from more than 16 countries and 40 states participated in a simultaneous Hog Call.

Yurachek's first full year in Fayetteville saw tremendous success. Arkansas tied a program record with a No. 16 finish in the 2017-18 Learfield Sports Directors Cup, and first in the nation among schools with 19 or fewer sports.

In 2017-18, Arkansas captured four SEC championships (men's and women's cross country, women's indoor track, women's golf), including the school's first SEC crown in women's golf. The Razorbacks earned three Top 5 national finishes including national championship runner-up finishes at the 2018 NCAA Women's Indoor Track and Field Championships and the 2018 College World Series. Four Arkansas student-athletes earned individual national championships.

In the 2018 spring semester, Razorback student-athletes earned a record-tying 3.25 GPA and 282 student-athletes secured a spot on the department honor roll. Nearly 125 Razorback student-athletes added their name to Senior Walk as graduates of the University of Arkansas.

Yurachek came to Arkansas from the University of Houston where he served as the vice president for athletics. Prior to Houston, Yurachek served as Director of Athletics at Coastal Carolina University, where Coastal won 29 Big South Conference championships. Yurachek was named Under Armour FCS Athletic Director of the Year in 2014. He has also worked at the University of Akron, the University of Virginia, Western Carolina University, Vanderbilt University and Wake Forest University.

In Yurachek's first two years at Houston, the Cougars' sport programs eclipsed 225 points in the Learfield Directors' Cup in back-to-back years for the first time in department history, securing Top 3 finishes in The American Athletic Conference both years. Houston's programs combined for a league-leading five American Conference team championships and 22 American Conference individual titles.

The success was not limited to the field of play, however, as UH student-athletes placed 96 and 109 student-athletes on the Dean's List in the fall and spring semesters, respectively. Houston student-athletes combined for the highest spring GPA (2.95), highest cumulative GPA following a spring semester (2.93) and the highest average hours passed in a spring semester (14.1) in department history.

The 2016-17 year also saw the continuation of an aggressive facilities plan as construction began on the \$60 million renovation of the Fertitta Center, the football indoor practice facility and a baseball player development center and clubhouse with more than \$85 million of projects all privately funded.

In his first year in the role, Houston recorded its highest finish in the Learfield Directors' Cup since 1999-2000 and its second-highest finish in school history with 296.5 points to finish 73rd nationally. The 2015-16 academic year saw the Houston Football program capture The American Athletic Conference Championship and a Chick-fil-A Peach Bowl win over Florida State, the Houston Men's Track & Field program win The American Indoor and Outdoor Championships and the Houston Women's Golf program claim an American Championship in only its second year with a full team. In addition, the Men's Basketball program returned to the NCAA postseason for the 29th time in program history and the Men's Golf program advanced to the NCAA Championships for the third straight year.

All of the athletic achievements occurred while UH student-athletes recorded the second-best fall GPA, 2.91, and second-best spring GPA, 2.87, in athletic department history while placing a record 88 student-athletes on the University's Dean's Honor List in the spring.

Yurachek led the Houston Athletics fundraising charge with a record amount \$5.2 million in private donations to the Athletics general scholarship fund in the 2014-15 fiscal year. Focused on improving the student-athlete experience, Yurachek also led a department that unveiled the completed Guy V. Lewis Development Center for the Houston Men's and Women's Basketball programs, Carolyn and Ron Yokubaitis Field at Carl Lewis International Track & Field Complex, one of the nation's largest collegiate baseball video boards, a renovated Houston Football locker room and a short game facility for the Houston Men's and Women's Golf programs.

Named by Chancellor Dr. Renu Khator as Chair for a campus-wide steering committee established to oversee the grand opening events for the \$128 million TDECU Stadium, Yurachek assisted in the cultivation, solicitation and securing of a 10-year, \$15 million-naming rights agreement for TDECU Stadium with the per year value ranking in the top ten nationally for collegiate venue naming rights agreements.

Yurachek was instrumental in the national search and hiring of football and men and women's basketball head coaches (Tom Herman, Kelvin Sampson, Ronald Hughey) while overseeing the development and implementation of a \$500,000 remodeling project to the men and women's basketball locker rooms.

He served as liaison with an architectural design firm on the plans for the \$25-million Guy V. Lewis Development Center as well as overseeing the development and implementation of a \$500,000 facility enhancement to the Athletics/Alumni Center, including the addition of Cougar Cafe, a student-athlete nutrition center.

Yurachek came to Houston after serving four years as Director of Athletics at Coastal Carolina University where he oversaw a department featuring 18 men's and women's NCAA Division I sport programs. A testament of his vision, Yurachek was named the 2014 Under Armour FCS Athletic Director of the Year in May of 2014.

Under Yurachek's leadership, the Chanticleers won a total of 29 Big South Championships (both regular season and tournament championships), made 30 NCAA appearances and finished a program-best 79th in the 2012-13 Learfield Director's Cup.

During Yurachek's time of leadership, Coastal hosted an NCAA Baseball Regional; NCAA Baseball Super Regional; NCAA Division I Football championship contests in 2010 and '13; and NCAA Men's Soccer Championship matches in 2011, '12 and '13, as well as winning a competitive bid to host the VisitMyrtleBeach.com Men's and Women's Big South Basketball Championships in 2013, 2014 and 2015, sponsored by the Myrtle Beach Area Chamber of Commerce.

Coastal Carolina student-athletes posted a 3.028 grade point average (GPA) for the fall 2013 semester and saw its overall GPA rise from 3.053 to 3.108. Of the 434 student-athletes, 253 - or 58.3 percent - posted a GPA between 4.0 and 3.0, including 28 who earned President's List (4.0 GPA for the semester) and an additional 117 who earned Dean's List recognition.

In addition, during Yurachek's tenure Coastal Carolina student-athletes earned:

- 363 All-Big South honors
- 31 All-Big South Player of the Year honors along with 13 Big South Freshman of the Year honors
- 28 All-America honors
- 11 Big South Scholar-Athlete of the Year honors in their respective sports
- 5 Academic All-America honors
- 4 national postgraduate scholarships
- 3 Big South Conference Christenberry Awards for Academic Excellence

With all the success, the Coastal Carolina department operated within a balanced budget during Yurachek's tenure, thanks to his zero-budget initiative and the unprecedented revenues generated since his arrival with his restructuring of the external relations department. In his first year, the department revenue was at \$560,000, including \$316,000 in ticket sales and sponsorships at \$250,000. After the 2012-13 year, revenue came in at \$1.4 million, thanks to \$549,000 in ticket sales and \$600,000 in sponsorships.

Since 2010, the Department of Athletics added women's lacrosse; launched Champions for Life, a life skills enhancement program for student-athletes; signed a five-year \$1.1 million contract with an athletic apparel provider; established the Letterwinners Association; successfully completed NCAA Cycle 3 Recertification; and has been featured on the front page of the sports section of USA Today with the headline reading "Coastal Carolina Piles up Sports Success."

Also, during Yurachek's tenure, several major projects that supported intercollegiate athletics totaling more than \$250 million were included in the University's ongoing capital improvements across the campus.

Prior to his appointment at Coastal Carolina University, Yurachek was executive senior associate athletics director at the University of Akron. He led and managed the Zips' external relations unit, which included marketing and promotions, media relations, ticket operations, development (Z-Fund), video operations and merchandising. In addition, he was the sport administrator for men's basketball, men's golf and women's golf and worked closely with the football program.

Yurachek has also held various athletics administration leadership positions at the University of Virginia, Western Carolina University, Vanderbilt University and Wake Forest University.

He earned his bachelor's degree in business management at Guilford College in 1990, where he was a four-year letter winner in basketball. He earned his master's degree in sports administration from the University of Richmond in 1994.

Born in Richmond, Va., and raised in Charlotte, N.C., Yurachek, and his wife Jennifer have three sons: Ryan, Jake and Brooks. Ryan, a former Marshall football student-athlete, is the tight ends coach at Appalachian State. He and his wife Morgan reside in Boone, N.C. with their son Trace. Jake is a University of Arkansas graduate and former Razorback football student-athlete who now works within intercollegiate athletics at SMU. Brooks is a redshirt junior linebacker at Appalachian State.



A group of people are gathered around a roulette table in a casino. A woman with curly hair is leaning over the table, shouting with excitement as she reaches for a stack of blue chips. A man with a beard and a brown shirt is also shouting and cheering. Other people in the background are also smiling and clapping. The roulette table is green with yellow and red markings, and several stacks of chips in various colors (blue, pink, yellow) are on it. A bottle of beer is visible on the left.

# SARACEN

CASINO RESORT®

**VEGAS**  
**ARKANSAS**  
**STYLE!**



*Over 300 LUXURY ROOMS, EVENTS CENTER,  
HEADLINER ENTERTAINMENT, and MORE!*

**NOW OPEN**

[SARACENRESORT.COM](http://SARACENRESORT.COM)

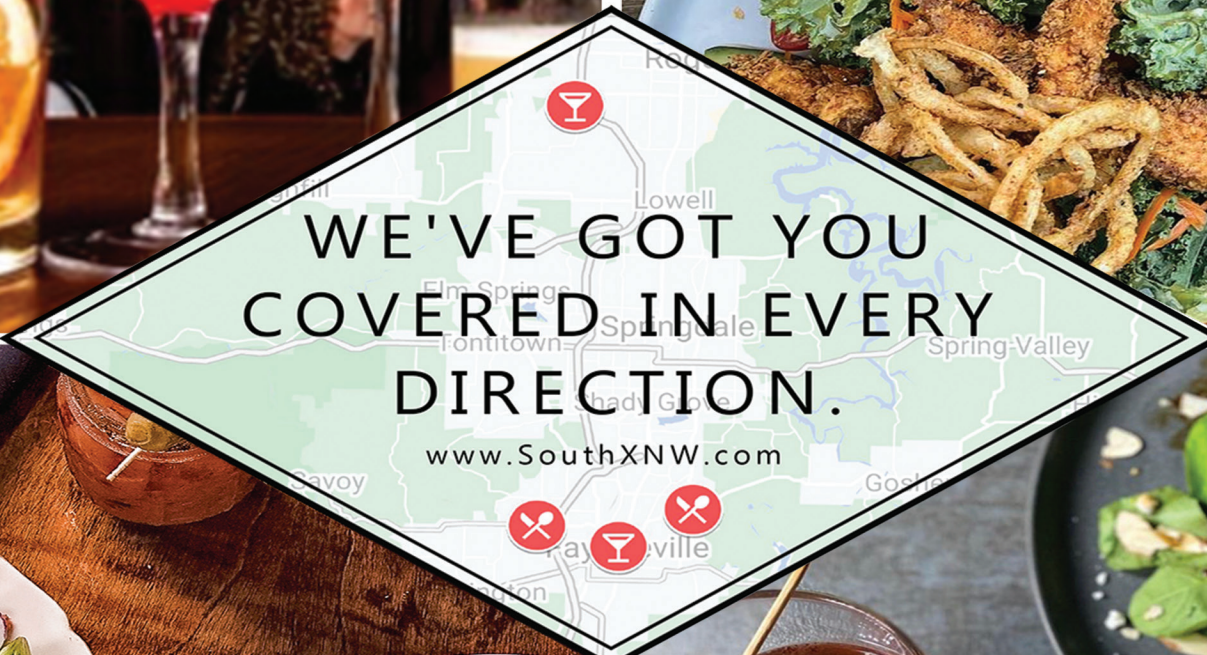


Must be 21 or older. Gambling Problems? Call 1-800-GAMBLER





SINCE 2011  
**EAST SIDE GRILL**  
*Fayetteville*



WE'VE GOT YOU  
COVERED IN EVERY  
DIRECTION.

[www.SouthXNW.com](http://www.SouthXNW.com)

The map shows the Fayetteville area with several red circular icons indicating restaurant locations. The icons are placed near labels for Lowell, Springdale, and Fayetteville. The text "WE'VE GOT YOU COVERED IN EVERY DIRECTION." is centered over the map.

20 X 17  
**SOUTHERN FOOD  
COMPANY**



**THE O'S**  
FAYETTEVILLE | ROGERS





TAKE ME OUT TO THE BALL GAME,  
TAKE ME OUT WITH THE CROWD;  
BUY ME SOME PEANUTS AND CRACKER JACK,  
I DON'T CARE IF I EVER GET BACK.  
LET ME ROOT, ROOT, ROOT FOR THE HOG TEAM,  
IF THEY DON'T WIN, IT'S A SHAME.  
FOR IT'S ONE, TWO, THREE STRIKES, YOU'RE OUT,  
AT THE OLD BALL GAME.

LET'S CALL THOSE HOGS!

SAY IT WITH ME,  
THIS IS...BASEBALL

# TEAGUE

LAW FIRM P.A.

**Robert Teague and  
James Teague,  
Attorneys at Law**



DIVORCE • CUSTODY • ADOPTIONS • PERSONAL INJURY • REAL ESTATE  
BANKRUPTCY • BUSINESS • CRIMINAL • PROBATE • GENERAL LITIGATION

**479-877-1688 • WWW.TEAGUE-LAW.COM**  
4201 W NEW HOPE ROAD, #202 • ROGERS, AR





# HOGS+



START YOUR **FREE TRIAL** NOW TO GO BEHIND THE SCENES  
AND TAKE YOUR RAZORBACK FANDOM TO THE NEXT LEVEL

**HOGSPLUS.COM**



# PROHOGS

# 66



*PLAYERS IN PROGRAM HISTORY*



# WORLD SERIES CHAMPIONS



*1967 - DICK HUGHES*



*2007 - ERIC HINSKE*



*2009 - ERIC HINSKE*



*2017 - DALLAS KEUCHEL*



*2018 - ANDREW BENINTENDI*



*2021 - DREW SMYLY*









*2022 - RYNE STANEK*





# This is BASEBALL

## FEBRUARY

1	2	3	4	5	6	7
8	9	10	11	12	13 	14 
15 	16 	17	18	19	20 	21 
22 	23	24 	25 	26	27 	28 

## MARCH



1 	2	3 	4	5	6 	7 
8 	9 	10	11	12	13 	14 
15 	16	17 	18 	19	20 	21 
22 	23	24 	25	26	27 	28 
29 	30	31 				

## APRIL

		1	2 	3 	4 
5	6	7 	8	9	10 
12 	13	14 	15	16 	17 
19	20	21 	22	23 	24 
26	27	28 	29 	30	

## MAY

						1 * Ole Miss 6 PM	2 * Ole Miss 2 PM
3 * Ole Miss 2 PM	4	5	6	7	8 * OU 6 PM	9 * OU 2 PM	10 *
11 * OU 1 PM	12	13	14 * UK 5:30 PM	15 * UK 5:30 PM	16 * UK 1 PM	17	18
19 SEC	20 SEC	21 SEC	22 SEC	23 SEC	24	25	26
27 SEC	28	29	30	31			

 Home Games 
  Away Games 
 ^ Arlington, TX (Globe Life Field) 
 + North Little Rock, AR (Dickey-Stephens Park)

\* SEC Game    Regionals: May 29-June 1    Super Regionals: June 5-8    College World Series: June 12-22

All times are CT and subject to change

[f](#)
[X](#)
[@](#)
[|](#)
[@RAZORBACKBSB](#)