
2019
ARKANSAS
FOOTBALL
NIKE
HOGS
ARKANSAS
19


REGIONS
Official Bank of the SEC
Regions knows it's the work behind the win that sets the SEC apart. So whether you're striving toward a savings goal or spending according to your priorities, we offer convenient tools that make the work a little easier and financial guidance to help you – and your money – go further. Because we understand that **greatness is in the grind.**
regions.com
Nice save!
MEMBER FDIC
© 2019 Regions Bank. Regions and the Regions logo are registered trademarks of Regions Bank. The LifeGreen color is a trademark of Regions Bank.

WOOO PIG SOOIE!®

Come experience our lavish hotel rooms, our tranquil Née Spa and then watch the game on one of the multiple TV screens at Legends Sports Bar. Enjoy our history, culture and beautiful landscapes throughout the property.







ARKANSAS ALUMNI

Proud sponsor of the Razorbacks and the Arkansas Alumni Association

DOWNSTREAM® RESORT

4 MILES WEST OF JOPLIN, MO ON I-44 MO EXIT 1


Wild Band of Razorbacks
After returning from a historic victory over LSU in Memphis in 1909,
the University of Arkansas football team was greeted by a large crowd of
fans and students at the Fayetteville train station. Coach Hugo Bezdek
[illegible] this team played, "like a wild band of Razorback
[illegible] year the student body voted to change the official
[illegible] the Cardinals to the Razorbacks, giving birth to one of the
most unique and recognizable mascots in the country.



WHAT'S INSIDE

RAZORBACK FOOTBALL
Quick Facts....6

COACHES & STAFF
Chad Morris....10
John Chavis....14
Joe Craddock....16
Jeff Traylor....18
Steve Caldwell....20
Ron Cooper....22
Dustin Fry....24
Kenny Ingram....26
Barry Lunney Jr.....28
Mark Smith....30
Justin Stepp....32
Trumain Carroll....34
Randy Ross....36
Support Staff....37

PLAYERS
Roster....40
Returners....42
Newcomers....99

2018 REVIEW
2018 Game Recaps....108
2018 Statistics....120
2018 SEC Recap....127

HISTORY
1964 National Champions....129
National Award Winners....130
All-Americans....138
All-SEC Selections....140
SEC Weekly Awards....142
All-SWC Selections....144
Retired Numbers....145
Honors....146
All-Time Letterwinners....152
All-Time Coaching Staff....158
All-Time Overall Records....160
Season-by-Season Results....162
Vs. All Opponents....173
Vs. 2019 Opponents....174
Overtime Games....176
Bowl History....177
Bowl Records....178

PRO HOGS
Pro Hogs in the Draft....180
Pro Hogs in the NFL....183
Pro Hogs in the Super Bowl....187

RECORD BOOK
Individual Records....188
Team Records....212
National/Conference Leaders....222
Opponent/Attendance Records....224

MEDIA & UNIVERSITY
Facilities....226
Media Information....232
Razorback Sports Properties....233
Director of Athletics
Hunter Yurachek....234
Head Coaches....236
Administration....237
University of Arkansas....238
Board of Trustees....242
University Leadership....243
Razorback Foundation....244
The Southeastern Conference....246
SEC Football Championship....247

FOLLOW US ON SOCIAL MEDIA

/RazorbackFootballUA /razorbackfb @RazorbackFB

CREDITS

The official 2019 Arkansas Football Media Guide is published by the University of Arkansas and Learfield IMG College.

Editors: Kyle Parkinson, Associate AD/Communications; Michael Minshew, Assistant Communications Director; John Thomas, Assistant Communications Director. Editorial Staff: Rick Thorpe, Deputy AD for External Engagement; Kevin Trainor, Associate AD for Public Relations; Jimmy Sanchez, Director of Marketing, Jeri Thorpe, Director of Licensing; Mary Lynn Gibson, Secretary. Design: Learfield IMG College; Trent Daniel, Graphic Designer; AJ Enloe, Graphic Designer; Taylor McGillis, Associate AD for Marketing & Brand Development. Photography: Walt Beazley, Getty Images, SEC Office, University Relations, National Football Foundation, Little Rock TD Club, Gunnar Rathbun, Beth Hall, Wesley Hitt, Christina Long, Jimmy Longo, Tom Ewart, Melissa Purdy, Gary Yandell, John Bunch, Erica Erck Photography, Kevin Koski, James D. Smith, Eric Alder/New England Patriots, Buffalo Bills, Dallas Cowboys, Detroit Lions, Los Angeles Chargers, Philadelphia Eagles, Seattle Seahawks.

RAZORBACK SPORTS PROPERTIES LEARFIELD IMG COLLEGE
General Manager: David Shoemaker; Associate General Manager: Todd Curtis; Senior Account Executives: Justin DeLille, Sean Rochelle, Will Roth; Account Executive: Morgan Sagely; Partner Services Manager: Krissy Gilbertson; Partner Services Coordinator: Chris Ullrich

LEARFIELD IMG COLLEGE
President and CEO, Learfield IMG College: Greg Brown

LEARFIELD IMG COLLEGE PUBLISHING
Project Senior Manager: Matt Coy; Project Manager: Jonathan Stark; Project Editors: Kristin Pratt, Matt Montavon, Joshua Huff, Morgan Rivera; Creative Director: Kristy Marques; Vice President, Publishing: Kirk Phillips; Director, Local/Regional Print Sales: Doug Iler; Senior Managers: Jason Crisler, Chad Laytham; Manager: Richard Groves; Marketing Manager: Clerrinda Queen; Senior Publication Specialists: Dan Peters, Courtney Birnbaum; Senior Graphic Designer: Sarah Jane Snowden; Graphic Designer: Kim Hoskins; Publication Specialists: Kimberly Sanders, Ryan Alves, Casey Castle



COACH CHAD MORRIS, THE UNIVERSITY OF ARKANSAS AND RAZORBACK SPORTS PROPERTIES WOULD LIKE TO THANK OUR PARTNERS FOR THEIR CONTINUED SUPPORT:

ARVEST

Arkansas BlueCross BlueShield

pepsi

Ford

COX

Mercy

DOWNSTREAM RESORT

ROLLER FUNERAL HOMES

Lindsey
#1 in Apartments, Golf and Real Estate

Dillard's
The Style of Your Life.

Stephens
Capitalize on Independence℠

FARM BUREAU INSURANCE

TACO BELL

VOLD VISION
YOUR SIGHT IS OUR VISION

Walmart

RAZORBACK SPORTS PROPERTIES

Learfield | IMG College

RAZORBACK FOOTBALL WITH CHAD MORRIS

ARKANSAS
KATV

Sunday's at 10:30 p.m.

NORTHWEST ARKANSAS
KFSM

Sunday's at 10:30 p.m.

KXNW

Sunday's at 9:00 p.m.

CABLE
Cox Sports Television

Tuesday's @ 6:00 p.m.

REGIONALLY
Fox Sports Southwest

Tuesday's at 4:00 p.m.

RAZORBACK SPORTS PROPERTIES

Learfield | IMG College

QUICK FACTS

GENERAL INFORMATION

Location: Fayetteville, Ark.
Founded: 1871
Nickname: Razorbacks
Enrollment: 27,558
Official Athletics Website: www.ArkansasRazorbacks.com
Chancellor: Dr. Joseph E. Steinmetz (Central Michigan, 1977)
Faculty Athletics Representative: Gerald Jordan (Arkansas, 1970)
Conference: Southeastern (West)
Colors: Cardinal (PMS 201) and White
Stadium (Capacity): Donald W. Reynolds Razorback Stadium (76,000)
Location: Fayetteville, Ark.
Playing Surface: Natural Grass
Record: 190-100-2 (.654)
Stadium (Capacity): War Memorial Stadium (54,120)
Location: Little Rock, Ark.
Playing Surface: Field Turf
Record: 151-61-4 (.699)
Stadium (Capacity): AT&T Stadium (71,815)
Location: Arlington, Texas
Playing Surface: Matrix Field Turf
Record: 4-5 (.444)

FOOTBALL INFORMATION

2018 Overall Record: 2-10
2018 SEC Record/Finish: 0-8/7th (West)
Offensive System: Multiple
Defensive System: Multiple 4-3

Letterwinners Returning/Lost
Total: 60/29 (13 returning starters)
Offense: 27/15 (6 returning starters)
Defense: 29/13 (5 returning starters)
Specialist: 4/1 (2 returning starters)

First Year of Football: 1894
All-Time Record: 715-504-40 (.584 in 125 seasons)
All-Time Conference Record: 340-318-18 (.516 in 105 seasons)
Southeastern Conference (1992-Present): 91-123-2 (.426 in 27 seasons)
Southwest Conference (1915-91): 249-195-16 (.559 in 78 seasons)
All-Time Bowl Record: 15-24-3 (.393)
National Championships: 1 - 1964 (FWAA and Helms Athletic Foundation)
Conference Championships: 13 (SWC)
1936, 1946, 1954, 1959, 1960, 1961, 1964, 1965, 1968, 1975, 1979, 1988, 1989
SEC Western Division Championships: 4 - 1995, 1998, 2002, 2006
All-America Selections: 57 players, 71 times
All-Conference Selections (First Team Only): 217 players, 320 times
All-SEC (First Team Only): 45 players, 84 times
All-SWC (First Team Only): 172 players, 236 times
All-Time NFL Draft Picks: 271 (23 in first round)

2019 FOOTBALL SCHEDULE

Aug. 31	PORTLAND STATE	First Meeting
Sept. 7	* at Ole Miss	Razorbacks lead series, 36-28-1
Sept. 14	COLORADO STATE	Razorbacks lead series, 3-1
Sept. 21	SAN JOSE STATE	First Meeting
Sept. 28	^* vs. Texas A&M	Razorbacks lead series, 41-31-3
Oct. 12	* at Kentucky	Wildcats lead series, 4-3
Oct. 19	* AUBURN	Tigers lead series, 16-11-1
Oct. 26	* at Alabama	Crimson Tide lead series, 21-8
Nov. 2	* MISSISSIPPI STATE	Razorbacks lead series, 16-12-1
Nov. 9	WESTERN KENTUCKY	First Meeting
Nov. 23	* at LSU	Tigers lead series, 40-22-2
Nov. 29	+* MISSOURI	Tigers lead series, 7-3

All CAPS - denotes home game
+ - denotes game played in Little Rock, Ark. (War Memorial Stadium)
^ - denotes Southwest Classic in Arlington, Texas (AT&T Stadium)
** - denotes SEC game*

FOOTBALL COMMUNICATIONS

Kyle Parkinson, Associate AD for Communications
Phone: 479-387-4753 (cell)
Email: kparkin@uark.edu
Michael Minshew, Assistant Director of Communications
Phone: 479-200-9498 (cell)
Email: mminshew@uark.edu
John Thomas, Assistant Director of Communications
Phone: 479-313-2564 (cell)
Email: jfthomas@uark.edu
Mailing Address: Communications Office, P.O. Box 7777, Fayetteville, AR 72702
Overnight Address: Communications Office, 350 N Razorback Road, Fayetteville, AR 72701
Press Box Phone (Razorback Stadium): 479-575-6622
Press Box Phone (War Memorial Stadium): 501-663-0514



DE'JON HARRIS enters his senior campaign needing 60 tackles to crack the top 10 in Arkansas' record books for career tackles.

SHELTER INSURANCE®

BATTLE LINE RIVALRY

MISSOURI | ARKANSAS

THE BATTLE CONTINUES!

For the sixth year, this SEC college football rivalry pairs the Arkansas Razorbacks and the Mizzou Tigers!

NOVEMBER 29, 2019
KICKOFF AT 1:30 PM

War Memorial Stadium,
Little Rock, AR

Shelter Insurance® is a proud supporter of the MU/AR Battle Line Rivalry

SHELTER INSURANCE®

Rated Best... AGAIN!



J.D. Power has awarded Shelter Insurance® "#1 in Customer Satisfaction Among Auto Insurers in the Central Region, 3 out of the Last 4 years!"

QUICK FACTS

Head Coach Chad Morris
Alma Mater, Year: Texas A&M, 1992
Record at Arkansas: 2-10 (second season)
Career Record: 16-32
Twitter: @coachchadmorris

FOOTBALL STAFF

Coaches
John Chavis (Tennessee, 1978), Defensive Coordinator/Linebackers
Joe Craddock (Middle Tennessee State, 2008), Offensive Coordinator/ Quarterbacks
Steve Caldwell (Arkansas State, 1977), Defensive Line
Ron Cooper (Jacksonville State, 1983), Secondary
Dustin Fry (Clemson, 2006), Offensive Line/Run Game Coordinator
Barry Lunney Jr. (Arkansas, 1996), Tight Ends
Kenny Ingram (Arkansas State, 1999), Defensive Line
Mark Smith (Hardin-Simmons, 2000), Secondary
Justin Stepp (Furman, 2007), Wide Receivers
Jeff Traylor (Stephen F. Austin, 1990), Associate Head Coach/Running Backs

Strength & Conditioning
Trumain Carroll, Head Strength & Conditioning Coach
Rhett Brooks, Associate Strength & Conditioning Coach
Chad Cain, Assistant Strength & Conditioning Coach
Marc Soltis, Assistant Strength & Conditioning Coach
Lance Yancy, Assistant Strength & Conditioning Coach

Operations
Randy Ross, Director of Football Operations
SJ Tuohy, Assistant Director of Football Operations
Turner Gill, Executive Director of Student-Athlete & Staff Development
Austin Van Poucke, Football Operations Graduate Assistant

Analyst/Quality Control
Jess Loepp, Offensive Analyst
Will Bryant, Offensive Quality Control
John Roberts, Defensive Quality Control
Kap Dede, Defensive Quality Control
Alonzo Hampton, Defensive Quality Control
Daniel Da Prato, Special Teams Quality Control

Graduate Assistants
Imarjaye Albury, Defensive Graduate Assistant
Will Gilchrist, Defensive Graduate Assistant
Ty Gatson, Offensive Graduate Assistant

High School/NFL Relations
Bobby Allen, Director of High School and NFL Relations

Video
Samuel Ogden, Director of Football Video
Brooks Cockrell, Assistant Director of Football Video/Creative Media
Aaron Sisk, Assistant Director of Football Video
Cass McCord, Graduate Assistant

Recruiting/Personnel
Callie Conway, Director of On-Campus Recruiting
Josh Thompson, Executive Director of Recruiting
Maddie Pool, Recruiting
Cody Vincent, Assistant Director of Recruiting/Graphic Design
Jake Nevill, Coordinator of Football Creative Services/Graphic Design
Alex Dale, Defensive Player Personnel
Mark Modleski, Offensive Player Personnel

Equipment Operations
Jake Rosch, Director of Football Equipment Operations
Tyler Renard, Assistant Football Equipment Manager
Kyle Brende, Equipment Operations Graduate Assistant

Athletic Training
Dave Polanski, Head Athletic Trainer
Dustin West, Assistant Athletic Trainer
Jon Melia, Assistant Athletic Trainer
Connor Whicker, Athletic Training Graduate Assistant

Office
Clarinda Carr, Administrative Assistant - Head Coach
Laurie Hicks, Administrative Assistant - Assistant Coaches
Michele Clements, Administrative Assistant - Receptionist



McTELVIN AGIM led the Razorbacks in tackles for loss (10.0) and forced fumbles (three) last season.


TACO BELL™
pepsi®
TACO BELL® IS A PROUD SPONSOR OF THE
UNIVERSITY OF ARKANSAS RAZORBACKS®
ALL OTHER BEVERAGE AND SNACK RELATED TRADEMARKS ARE OWNED BY PEPSICO, INC. AND ITS AFFILIATES AND SUBSIDIARIES. ©2019 TACO BELL IP HOLDER, LLC.

HEAD COACH CHAD MORRIS



Chad Morris begins his second year as the 33rd head football coach at the University of Arkansas.

Morris began the second turnaround of his career in his first season with the Razorbacks in 2018. The transition to Morris' system showed the most improvement on the defensive side of the ball in year one. The defense improved in points allowed, rushing defense, total defense and third down conversions from the 2017 season. De'Jon Harris led the Hogs and the Southeastern Conference during the regular season with 118 tackles to become the first Razorback since Martrell Spaight in 2014. Harris' big season earned him All-SEC honors from the Associated Press following the season. The defense also produced two NFL Draft picks in Dre Greenlaw (5th round, San Francisco) and Armon Watts (6th round, Minnesota Vikings).

On the offensive side of the ball, Rakeem Boyd emerged as a steady force in the backfield rushing for a team-high 734 yards. Boyd rebounded from a slow start to his season to run for 423 yards during a four-game stretch in the middle of the year, including three 100-yard games. One of those 100-yard efforts came against Alabama to make Boyd the first Arkansas RB to eclipse 100 yards against the Crimson Tide since Darren McFadden ran for 195 yards in 2007. Cheyenne O'Grady emerged to lead a steady group of tight ends as the Razorbacks were among the nation's leaders in targeting the tight end. O'Grady finished the season leading the Hogs with six touchdowns with 400 yards receiving on a team-high 30 catches. Hjalte Froholdt was Arkansas' rock up front, starting all 12 games at center or guard. He earned All-SEC recognition from the AP prior to being the first Razorback selected in the NFL Draft when New England tabbed him in the fourth round.

Morris and his staff have been relentless recruiters since arriving on the Hill and have started to reap the benefits, reeling in one of the best signing classes in school history in the staff's first full year of recruiting. The 25-man class ranked 23rd in the nation according to the 247Sports composite on the strength of 11 four-star athletes – the most ever in an Arkansas signing class. The Razorbacks were the only team in the country to sign four, four-star wide receivers. Morris and the staff have also reestablished recruiting lines in the state of Texas with six signees coming from the Lone Star State. Morris continued to be a draw to quarterbacks, adding transfer QBs Ben Hicks (SMU) and Nick Starkel (Texas A&M) to the roster with Hicks leading Arkansas through spring practice. Hicks starred for Morris for two seasons with the Mustangs and left SMU as the school's all-time leader in passing yards (9,081), total offense (8,977), TD passes (71), TDs responsible for (74), completions (718) and 300-yard games (12). Starkel comes to Fayetteville with SEC experience having played in 12 games for the Aggies over two seasons, including five starts as a freshman in 2017.

SMU TURNAROUND

During his three seasons at SMU (2015-17), Morris used his Texas recruiting roots and offensive prowess to take the Mustangs from a 1-11 campaign in 2013 before he took over to the program's first bowl bid since 2012 with a 7-5 mark in 2017.

Morris' offensive scheme was exactly what SMU needed, as it increased the team's scoring output by 16.7 points per game in his first season – the second-largest increase in the nation in 2015. Even more impressive, Morris inherited an offense that ranked last (128th) in the FBS in scoring in 2014 (11.8) and turned it into the nation's eighth-highest scoring offense (40.1) in 2017.

The 2017 SMU offense marked the fourth time and third different program that Morris has either been the head coach or offensive coordinator of that has finished in the top 10 in the FBS in scoring average at more than 40 points per game. The Mustangs are one of just two FBS teams that featured a 3,000-

yard passer, 1000-yard rusher and multiple 1,000-yard receivers in 2017.

His final SMU squad produced a pair of NFL wide receivers in Courtland Sutton (Denver) and Trey Quinn (Washington). Sutton was picked in the second round and Quinn was Mr. Irrelevant as the final pick of the 2018 NFL Draft. Both Sutton and Quinn saw the field in their rookie seasons with Sutton ranking second on the Broncos' roster with 42 catches and 704 yards with his four scores equaling the team lead.

CLEMSON OFFENSIVE EXPLOSION

Morris' impact during his four years at Clemson as offensive coordinator helped result in a 41-11 record, the 2011 ACC Championship and four bowl berths, including two BCS Orange Bowl appearances. Under Morris' scheme, the Tigers established 127 offensive records (89 individual/38 team) and posted the top three scoring seasons in school history, as well as four of the top five passing seasons at Clemson.

The Clemson offense in its second season under Morris with ACC Player of the Year Tajh Boyd at quarterback set school records for total yards per game (512.7) and points per game (41.0), ranking sixth in the nation in scoring and ninth in the nation in total offense. The 2013 squad backed up those numbers with 508.5 yards and 40.2 points per game, figures that ranked ninth and eighth nationally.

Morris' record-setting offense in 2012 and 2013 marked the first time in ACC history that an active member of the conference had averaged more than 40 points per game in back-to-back seasons. Clemson was also one of just two FBS schools with a 3,000-yard passer, 1,000-yard rusher and 1,000-yard receiver every year from 2011-13.



For his work, Morris was named AFCA National Assistant Coach of the Year and one of five finalists for National Offensive Coordinator of the Year by 247Sports.com in 2013, and the National Offensive Coordinator of the Year by Rivals.com in 2011.

Morris' offensive brilliance also helped attract and develop some of the best offensive players in Clemson history into current NFL stars. From the 2012 NFL Draft to 2015 NFL Draft, Morris saw seven of his offensive players drafted, including four wide receivers, tied for the most from any school over that span. Included in the quartet of wide receivers drafted were first round picks DeAndre Hopkins (Houston Texans) and Sammy Watkins (Los Angeles Rams). Morris also recruited 2015 All-Americans Deshaun Watson and Shaq Lawson, who both went on to be first round NFL draft picks.



INSTANT IMPACT

After a legendary 16 years as a head coach on the Texas prep level, Morris' collegiate debut came as the associate head coach/offensive coordinator at Tulsa in 2010. In his one season as offensive coordinator working specifically with the quarterbacks, Morris helped the Golden Hurricane average 41.4 points per game, good for sixth nationally, and finish with seven straight wins for a 10-3 record following a 5-7 mark in 2009. Tulsa scored 40 or more points seven times, including 50+ in four games, and finished as one of five FBS teams with over 30 rushing and 30 passing touchdowns.

TEXAS LEGEND

A native of Dallas, Morris became a legend in the state of Texas during his 16 years as a head coach at the high school level, posting a 169-38 record overall and winning back-to-back undefeated state championships in his final two seasons at Lake Travis High School. Over his 16 seasons, Morris led six of his teams to the Texas State Championship game, highlighted by three titles, and he earned Coach of the Year honors 11 times.

Morris earned his bachelor's degree in mathematics with a minor in statistics from Texas A&M University in 1992. He and his wife, Paula, have two children, daughter Mackenzie – who is enrolled in graduate school at Arkansas – and son Chandler.



RAZORBACK SPORTS NETWORK

HEAR THE CALL ON OVER 40 AFFILIATES STATEWIDE & FREE ONLINE

AT ARKANSASRAZORBACKS.COM & tunein APP

PRE-GAME SHOW BEGINS 3 HOURS PRIOR TO KICKOFF

RAZORBACK SPORTS NETWORK

2019 Radio Affiliates

Batesville	KWOZ-FM 103.3
Batesville	KBTA-AM 1340
Camden	KCXY-FM 95.3
Camden	KAMD-FM 104.9
Crossett	KAGH-AM 800
Crossett	KAGH-FM 104.9
De Queen	KDQN-FM 92.1
DeWitt	KDEW-FM 97.3
El Dorado	KMRX-FM 96.1
Fayetteville	KUOA-AM 1290
Fayetteville	KUOA-FM 95.3
Fayetteville	KAKS-FM 99.5
Fayetteville	KQSM-FM 92.1
Fayetteville	KBVA- FM 106.5
Forrest City	KBFC-FM 93.5
Fort Smith	KERX-FM 95.3
Glenwood	KHGZ-AM 670
Glenwood	KHGZ-FM 98.9
Hot Springs/Mena	KTTG-FM 96.3
Jonesboro	KEGI-FM 100.5
Little Rock	KABZ-FM 103.7
Magnolia	KZHE-FM 100.5
Marshall	KBCN-FM 104.3
Mena	KENA-FM 104.1
Monett, MO	KKBL-FM 95.9
Monticello	KGPQ-FM 99.9
Morrilton	KCON-FM 99.3
Mountain Home	KOMT-FM 93.5
Ozark	KDYN-AM 1540
Ozark	KDYN-FM 96.7
Ruston, LA	KWXM-FM 102.3
Searcy	KSMD-FM 99.1
Texarkana, TX	KKTK-AM 1400
Wynne	KWYN-FM 92.5

Arkansas BlueCross BlueShield
Arkansas Children's Hospitals · Research · Foundation
pepsi
Advanced Orthopaedic Specialists
Arkansas Scholarship Lottery
Ballpark Brand
Baptist Health
The Legendary Catfish Hole
Cheez-It Baked Snack Mix
Downstream Resort
Edward Jones Making Sense of Investing
CenterPoint Energy
Electric Cooperatives of Arkansas We Are Arkansas
eXmark
Farm Bureau Insurance
Ford
FirstSecurity
HARPS Hometown Fresh
Hiland Dairy Foods Farmer Owned Still Hometown
Kubota
Lindsey Management Co., Inc.
Marriott Little Rock
Northwest Health Physicians' Specialty Hospital
Petit Jean Meats
Pringles
Regions It's time to expect more.
Roller Funeral Homes
Shell
Shelter Insurance
Slim Chickens
Sonic
StateFarm
Tony Chachere's Famous Creole Cuisine
Toyota
UnitedHealthcare
University of Arkansas Online
UPS
Walmart Save money. Live better.
Westrock Coffee Company
Whole Hog Cafe World Champion BBQ

Razorback Sports Network | Learfield IMG College



JOHN CHAVIS

Defensive Coordinator / Linebackers
Second Season at Arkansas

John Chavis begins his second season over the Arkansas defense in 2019, his 25th as a defensive coordinator in the SEC, spending time at Tennessee (1995-2008), LSU (2009-14) and Texas A&M (2015-17) before arriving in Fayetteville.

The 2011 winner of the Broyles Award as the top assistant coach in college football, Chavis has been a part of 21 bowl games, 12 10-win seasons and appeared in the SEC Championship game six times over his 24 years as a defensive coordinator in the SEC.

His first season at Arkansas produced two NFL Draft picks and an All-SEC honoree, as well as an improvement in several defensive categories from the season before. Fayetteville product Dre Greenlaw spent the entirety of the 2018 campaign atop the active career tackle leaderboard in the SEC, wrapping up his time at Arkansas with 320 stops and a selection by the San Francisco 49ers in the NFL Draft. Chavis also helped turn Armon Watts, who entered the year with 11 combined tackles over three years, into a sixth round pick in the draft by the Minnesota Vikings after a 42-tackle, seven-sack season in 2018. Juniors De'Jon Harris and McTelvin Agim also flourished under Chavis last year, as Harris led the conference in total tackles with 118 and Agim paced the squad with 10.0 tackles for loss and three forced fumbles.

Chavis, who has 29 years of experience in the rugged SEC, has produced a defense that has ranked among the top four in the league in total defense 15 times during his 24 seasons as a coordinator.

During his time at Texas A&M as associate head coach and defensive coordinator, the Aggies were one of five FBS programs (Alabama, Clemson, Penn State & Washington) to rank in the top 25 in sacks each season from 2015-17, highlighted by an SEC-best 43 in 2017. A key contributor to those sack totals was Myles Garrett, who led the SEC in sacks in 2015, and was a unanimous first-team All-American in 2016 en route to being the No. 1 overall pick in the 2017 NFL Draft by the Cleveland Browns.

Prior to his three seasons at Texas A&M, Chavis was a key piece to a successful six-year run at LSU that saw the Tiger defense finish in the top 15 nationally in total defense five times (2010, 2011, 2012, 2013, 2014). During Chavis' tenure in Baton Rouge, the Tigers forced 152 turnovers and accounted for 14 touchdowns and two safeties. In 79 total games, Chavis' defenses held the opponent under 100 yards rushing 32 times.

LSU had its best year under Chavis in 2011, as the Tigers capped the year ranked in the top five in the nation in four categories including total defense (No. 2 at 261.5), scoring defense (No. 2 at 11.29), pass efficiency defense (No. 3 with 95.58 rating) and rushing defense (No. 5 at 90.1). LSU also ranked No. 8 nationally in pass defense with 171.43 yards allowed per game.

LSU's 2011 defense featured a young and explosive defensive front along with arguably the nation's top secondary with two national award winners in Tyrann Mathieu and Morris Claiborne. LSU allowed only six first-half touchdowns, including just two in the first quarter all season, as the Tigers rode their dominant defense's style of play to a 13-0 regular season mark, the SEC title and a spot in the BCS National Championship Game.

In both 2010 and 2011, Chavis and the Tigers defense featured the Thorpe Award winner (nation's top defensive back) in Patrick Peterson in 2010 and Claiborne in 2011, as well as the Bednarik Award winner (nation's top defender) in Peterson and Mathieu in 2011. LSU was also home to the SEC Defensive Player of the Year in Peterson (2010), Mathieu (2011 by AP) and Claiborne (2011 by Coaches).

Over Chavis' six years at LSU, the Tigers and Alabama were the only two SEC programs to rank in the league's top four in scoring defense every year from 2009-14. LSU finished in the top 12 nationally in scoring defense five of six years under Chavis, highlighted by No. 2 and



No. 4 in 2011 and 2014, respectively. The Tigers led the SEC in passing defense twice (2010, 2014) in his six years while they led the league in total defense his final season in 2014.

Prior to his arrival in Baton Rouge in 2009, Chavis spent 14 seasons as the defensive coordinator at Tennessee, helping the Vols win at least nine games in a season 11 times. The Vols reached the 10-win mark eight times during his time as defensive coordinator, which included a school-record 13 victories during their national championship season in 1998. The Vols had 11 wins in 1995, 1997 and 2001, and they won 10 games in 1996, 2003, 2004 and 2007.

With Chavis as the defensive coordinator, Tennessee made five appearances in the SEC Championship game, winning the league title in 1997 and 1998, and it was invited to three BCS bowl games.

Behind a recruiting belief that there is no substitute for speed and an aggressive defensive philosophy, Chavis has coached and mentored 72 NFL Draft picks, including 15 first rounders, during his time as a defensive coordinator in the SEC.

Chavis has seen one of his defensive standouts taken in 23 straight NFL Drafts as a defensive coordinator and 27 consecutive years dating back to his time as the defensive line/linebackers coach at Tennessee. Out of the 72 players selected, 42 have been taken in the top three rounds.

Over a run of eight NFL Drafts from 2006-13, Chavis saw eight players taken in the first round with at least one going in seven of them. In 2013, LSU became the first school in NFL Draft history to have six defensive players selected during the first three rounds. LSU finished with eight defenders selected in the 2013 NFL Draft, including the second straight year with a pair of first rounders.

In all, Chavis has coached 83 players taken in the NFL Draft during his time as a defensive coordinator or from his position room as an assistant coach. Over his 30 years in the SEC, he has seen a player taken in 28 of a possible 29 drafts.

Chavis, who is originally from Dillon, South Carolina, is married to the former Diane Crisp. They are the parents of sons, John and Jason. He graduated from Tennessee in 1978, as a three-year letterwinner at middle guard for head coach Johnny Majors.

COACHING HISTORY

YEARS	SCHOOL	POSITION
1979	Tennessee	Graduate Assistant
1980-83	Alabama A&M	Defensive Line
1984-85	Alabama State	Defensive Coordinator
1986-88	Alabama A&M	Defensive Coordinator
1989-94	Tennessee	Defensive Line/Linebackers
1995-2008	Tennessee	Defensive Coordinator/Linebackers
2009-14	LSU	Defensive Coordinator/Linebackers
2015-17	Texas A&M	Associate Head Coach/Defensive Coordinator/Linebackers
2018-present	Arkansas	Defensive Coordinator/Linebackers

NO ADVENTURE TOO BIG TO TACKLE.



TOYOTA

THE NEW 2019 RAV4

Proud Sponsor of Razorback Athletics. Wooo Pig Sooie!®

toyota.com/**rav4**



JOE CRADDOCK

Offensive Coordinator / Quarterbacks
Second Season at Arkansas

Joe Craddock is in his second season as the program's offensive coordinator and quarterbacks coach at Arkansas.

His first season on the Hill featured multiple players with 100-yard rushing games in Rakeem Boyd (3) and Devwah Whaley (1), as all three of Boyd's came during SEC play. Arkansas also featured one of the most consistent tight end units in the league, with the Razorbacks ranking second in the country in TE touchdowns and fourth in the nation in TE first downs. A big reason for their success was because of the unit blocking for them, led by fifth-round NFL Draft pick Hjalte Froholdt, who completed a second-straight season without allowing a sack in 2018.

This past spring, Craddock was reunited with quarterback Ben Hicks, who joined the Razorbacks as a graduate transfer from SMU. With the Mustangs, Hicks was the starting QB under Craddock for two seasons and the starter in his final season in Dallas in 2018 when he set numerous SMU passing records including career passing yards (9,081), total offense (8,977), TD passes (71), TDs responsible for (74), completions (718) and 300-yard games (12). Hicks led the Razorbacks' offense during spring drills, starting the spring game. Arkansas also added Texas A&M transfer Nick Starkel this summer and incoming four-star quarterback KJ Jefferson.

Craddock came to Fayetteville after spending three seasons (2015-17) as offensive coordinator and quarterbacks coach at SMU. Prior to SMU, he coached at Clemson for three seasons as an offensive graduate assistant (2013-14) and a player development coach (2012).

Over his three seasons with the Mustangs, Craddock's offense produced a 3,000-yard passer (Ben Hicks, 2017), two 1,000-yard rushers (Xavier Jones, 2017; Braeden West, 2016), and two 1,000-yard receivers (Courtland Sutton, 2017 and 2016; Trey Quinn, 2017).

Sutton, the 40th overall pick in the 2018 NFL Draft by Denver, posted career receiving totals of 3,152 yards and 31 touchdowns on 189 receptions in four seasons at SMU. He averaged 16.4 yards per catch in each of his last two seasons and finished third on the Mustangs' all-time receiving list.

During the 2017 regular season, Craddock's unit ranked No. 8 in the FBS in scoring offense (40.2 points), No. 13 in total offense (493.8 yards) and No. 16 in passing yards (308 yards) and was one of just two in the country that featured a 3,000-yard passer, 1,000-yard rusher and multiple 1,000-yard receivers in All-Americans Sutton and Quinn.

Two of the most dynamic receivers in college football, Sutton and Quinn were the only pair of teammates to rank in the top 10 in touchdown receptions. Quinn finished the year with 13 TD catches, while Sutton had 12. The duo also combined for 12 100-yard receiving games with six apiece.

A Biletnikoff Award and Earl Campbell Tyler Rose semifinalist, Quinn led the nation in receptions with 114 and ranked inside the top 15 nationally in receiving touchdowns (No. 4, 13), receiving yards per game (No. 10, 95.1) and receiving yards (No. 11, 1,236). He turned in two of the three top reception performances in the FBS during the regular season with 17 catches twice and became the only player this century to register 15-plus catches in three straight games.

Hicks finished his sophomore season with 3,569 passing yards (No. 18 in FBS) and 33 touchdown passes (No. 9 in FBS).

In 2016, SMU had a 1,000-yard rusher (West, 1,036) and 1,000-yard receiver (Sutton, 1,246) for the first time since 2011 and three players with at least 1,000 all-purpose yards for the first time since 2011 (Sutton, West, James Proche). As a freshman, Hicks



threw for 2,930 yards, third-best among all freshmen and eighth-best in a season at SMU.

In Craddock's first year at SMU, the Mustangs increased their scoring output by 16.7 points per game – the second-largest increase in the nation in 2015. He also helped develop two of the nation's top freshmen in Sutton and Jones. Sutton was named a Freshman All-American in 2015 after ranking No. 1 among freshmen with nine touchdown catches.

During his time at Clemson, Craddock, alongside Morris who was offensive coordinator, aided in the development of quarterback Deshaun Watson. In 2014, the Tigers' offense averaged 448.2 yards of total offense per game, ranked No. 21 in scoring offense (35.4) and was one of just 14 teams in the FBS to average both 200 yards rushing and passing per game.

Prior to his collegiate coaching career, Craddock was the offensive coordinator at Briarwood Christian School in Birmingham, Alabama, during the 2010 and 2011 seasons. Briarwood Christian went 25-4 during Craddock's tenure and finished as the state runner-up in 2010.

Following the 2011 season, he was hired as an offensive player development coach at Clemson by coach Dabo Swinney. After the 2012 season, Craddock was given on-field graduate assistant duties working with the quarterbacks, a role he held until December 2014.

Craddock played at Middle Tennessee from 2004-08 and was a team captain his senior year. He also played baseball for the Blue Raiders in 2008.

A native of Chelsea, Alabama, Craddock earned a bachelor's degree in liberal arts at Middle Tennessee in 2008. He and his wife, Abby, have a daughter, Charlie, and a son, Cain.

COACHING HISTORY

YEARS	SCHOOL	POSITION
2010-11	Briarwood Christian School (Ala.)	Offensive Coordinator
2012	Clemson	Player Development Coach
2013-14	Clemson	Graduate Assistant
2015-17	SMU	Offensive Coordinator/Quarterbacks
2018-present	Arkansas	Offensive Coordinator/Quarterbacks



BEACON TIRE

Proud Sponsor of THE ARKANSAS RAZORBACKS!

COOPERTIRES®



JEFF TRAYLOR

Associate Head Coach / Running Backs
Second Season at Arkansas

Jeff Traylor enters his second season as the associate head coach and running backs coach for the Razorbacks.

His running backs corps racked up 1,721 yards and 11 touchdowns in 2018, led by sophomore-transfer Rakeem Boyd. The Houston native rushed for over 100 yards in three different SEC games, including a season-best 113 against Vanderbilt, making him the 26th Razorback to rush for 100-plus yards three or more times in a season. Boyd's steady improvement during the 2019 season was obvious as he became the team's starting running back in the fifth week of the season against Texas A&M and started the final seven games. His best stretch of the season came in four straight games against Alabama, Ole Miss, Tulsa and Vanderbilt as he ran for 100-plus yards in three games and totaled 423 yards. His 102 yards against Alabama made him the first Arkansas running back to eclipse 100 yards against the Crimson Tide since Darren McFadden in 2007.

Arkansas returns nearly 82 percent of the team's 1,409 rushing yards from last season with Boyd, Devwah Whaley and Chase Hayden all back on the roster.

Traylor joined the Razorbacks from SMU, where he spent the 2017 season as associate head coach/running backs. He served as the Mustangs' interim coach following the Razorbacks' hiring of Morris in December 2017.

Before SMU, Traylor spent two seasons at the University of Texas (2015-16). In his first season in Austin, he coached tight ends and was named Scout.com's Big 12 Recruiter of the Year. In 2016, Traylor coached tight ends and wide receivers for the Longhorns, who boasted the nation's No. 16 ranked offense that averaged 491.3 yards per game.

During his time in Austin, Traylor recruited punter Michael Dickson, who went on to earn multiple All-America honors, win Big 12 Conference Special Teams Player of the Year in 2016 and 2017 as well as the 2017 Ray Guy Award.

Prior to Texas, Traylor spent 15 seasons (2000-14) as head coach at Gilmer High School in east Texas, where he had a 175-26 record with three state championships and two state runner-up finishes.

Traylor's unit totaled 2,223 yards rushing in 2017, highlighted by three players who rushed for 500-plus yards with sophomore Xavier Jones leading the group at 1,075. The Mustangs topped the 200-yard mark on the ground six times with a season-best 311 in a win against Arkansas State.

At Texas, Traylor recruited punter Michael Dickson, who earned All-Big 12 honorable mention honors in, while the tight ends unit caught 22 passes for over 300 yards and two touchdowns. Dickson averaged 41.3 yards per punt on 77 attempts.

Under Traylor, Gilmer High School reached the 10-win mark 11 times, while also recording seven 13-win campaigns. The Buckeyes posted 15 wins three times, all of which resulted in undefeated state championship years, including two 16-0 seasons in 2004 and 2014.

In 2014, the Gilmer offense put up the second-most points in the history of Texas high school football with 950 in 16 games for an average of 59.4 points per game and won the 4A Division 2 state title. The Buckeyes scored 60-plus points nine times, including two 80-point performances. Gilmer also averaged 536.1 total yards per game (8,577) behind a balanced 293.9 passing yards and 242.1 rushing yards per contest. The defense was equally dominant, allowing only 276 points (17.3) with five single-digit efforts and two shutouts, while recording 23 interceptions and forcing 17 fumbles. Gilmer closed out the season with a win over West Orange-Stark at AT&T Stadium in Arlington, Texas, and had eight different players earn 4A All-State honors from either the Associated Press or Texas Sports Writers Association.



Gilmer's two other state titles under Traylor both came in 3A in 2004 (Division 2) and 2009 (Division 1), before the change in class structure in Texas high school football moved the school into 4A. After 15 years on its sidelines, Gilmer renamed Buckeye stadium to Jeff Traylor Stadium in Traylor's honor.

Prior to Gilmer, Traylor was an assistant coach at Jacksonville High School (1993-99) in Texas, where he served as passing coordinator, defensive backs coach, receivers coach and special teams coordinator.

Traylor began his coaching career at Big Sandy High School in Texas, where he spent four years as an assistant coach from 1990-1993. After graduating from Gilmer High School in 1986, Traylor played football at Stephen F. Austin as a walk-on.

He and his wife, Cari, have three children: Jordan, Jacob and Jaci.

COACHING HISTORY

YEARS	SCHOOL	POSITION
1989-92	Big Sandy (Texas) HS	Assistant Coach
1993-99	Jacksonville (Texas) HS	Assistant Coach
2000-14	Gilmer (Texas) HS	Head Coach/Athletic Director
2015-16	Texas	Tight Ends/Special Teams
2017	SMU	Associate Head Coach/Running Backs
2018-present	Arkansas	Associate Head Coach/Running Backs

Tradition
For the Win.

OFFICIAL HAM & BACON
ARKANSAS RAZORBACKS





Proud Sponsor of Razorback Athletics

Family Owned ◆ **Since 1928** ◆ Arkansas Made

TASTE TRADITION

Petit Jean
MEATS

TASTE THE DIFFERENCE

1-800-264-2475

PJMEATS.COM



STEVE CALDWELL

Defensive Line
Second Season at Arkansas

Steve Caldwell returned to Fayetteville for the second time in his career in 2018 with more than 30 years of coaching experience, highlighted by a 1998 national championship alongside coach John Chavis at Tennessee, and 20 bowl game appearances.

In his first season back on the Hill, Caldwell's defensive line put together a strong campaign, led by senior Armon Watts. After coming into the year with a combined 11 tackles over three seasons, Watts busted out with a 42-tackle, seven-sack performance en route to a sixth-round draft selection by the Minnesota Vikings. Next to Watts in the trenches was junior McTelvin Agim, who racked up 45 stops, 10.0 tackles for loss and three forced fumbles, becoming the first Razorback with double-digit TFLs in a season since 2015.

Caldwell helped put together an impressive recruiting class on the defensive line with seven prospects inking with the Hogs. Three four-star athletes – Eric Gregory, Mataio Soli and Zach Williams – enrolled early and participated in spring practice.

From 2014-17, Caldwell served as associate head coach at Boise State while overseeing the defensive line room. Over his four seasons, Boise State accumulated a record of 42-12 with three bowl wins in four appearances while his defensive line unit helped hold 24 of 54 opponents to under 100 yards rushing over that span.

Caldwell mentored an All-Mountain West first team selection in each of his four seasons at Boise State, including defensive end Sam McCaskill and nose tackle David Moa in 2016. In 2017, Caldwell coached defensive lineman Curtis Weaver, who became the first freshman in Mountain West history to earn first-team honors as a freshman. Weaver led the conference and led all FBS freshmen with 11 sacks (T-6th nationally) en route to being named to the USA TODAY Freshman All-America team.

Boise State tied for the Mountain West lead in sacks in 2017 and was the only program to finish in the top four in the conference in sacks each of Caldwell's four seasons (2014-17). The Broncos also ranked second in the Mountain West in rushing defense in 2017, highlighted by holding an explosive Oregon offense to a season-low 47 yards on the ground during their 38-28 win over the Ducks in the Las Vegas Bowl. It also marked the fourth time in Caldwell's four years that Boise State finished in the top four in the conference in rushing defense.

Caldwell oversaw one of the most dominant defensive lines in the country in 2015, as his front four was the Mountain West standard and ranked fifth in FBS in rushing defense, allowing just 108.2 rushing yards per game. The stubbornness against the run helped the Bronco defensive unit rank second in the conference and 18th in the country in scoring defense with 20.2 points allowed per game.

Among the numerous standouts in the trenches in 2015 was junior Kamalei Correa, who racked up a team-best 11.0 sacks and 7.0 tackles for loss and was selected by the Baltimore Ravens with the 11th pick of the second round (42nd overall) in the 2016 NFL Draft. Correa finished his collegiate career with a Defensive MVP performance during a Poinsettia Bowl victory over Northern Illinois after recording 2.0 sacks and 2.5 tackles-for-loss.

Prior to Boise State, Caldwell rejoined his alma mater Arkansas State for the 2013 campaign. The Red Wolves captured a share of the Sun Belt Conference Championship in 2013, and won the 2013 GoDaddy Bowl. Under Caldwell's tutelage, Ryan Carrethers garnered first-team All-Sun Belt Conference honors, and went on to be selected by the San Diego Chargers in the 2014 NFL Draft.

Caldwell's first stint at Arkansas came from 2010-12, when he was in charge of the defensive line. During his time with the Razorbacks, Arkansas posted back-to-back 10-win seasons (2010-11) and played in the Sugar Bowl. Arkansas ranked 36th or better nationally in sacks in each of Caldwell's three seasons, highlighted by finishing the 2010 campaign tied for eighth nationally in sacks.



In 2011, Arkansas' defensive end group of Jake Bequette, Tenarius Wright, Trey Flowers and Chris Smith combined for 27 tackles for loss and 16 sacks. Bequette earned All-SEC first team honors after leading the SEC with 10 sacks, a mark that was good for ninth nationally. Bequette was named the Defensive MVP of the Cotton Bowl after two sacks and a forced fumble. He was later selected by the New England Patriots in the third round of the 2012 NFL Draft.

Caldwell spent the 1995-2008 seasons coaching defensive ends at Tennessee alongside Chavis. Over 14 seasons, the Volunteers won the 1998 National Championship, made 13 bowl appearances and finished 10 seasons ranked in the top 25.

Tennessee ranked in the top four among SEC schools in total defense 10 times and led the league in rushing defense three times. In 2008, the Vols ranked third nationally in total defense (263.5), and in 2005 the team's rushing defense ranked second nationally (82.5).

A dean's list student at Arkansas State, Caldwell played four years of football as a defensive end and linebacker. The start of his coaching career came over three seasons at his alma mater from 1978-80. Caldwell then moved on to Northwest Mississippi Community College, where he coached the offensive line for four seasons and was part of a national championship team in 1982.

Caldwell rejoined Arkansas State in 1985 as the linebackers coach and was with A-State through 1989. The school won back-to-back league championships (1985-86) and made three-straight trips to the NCAA Division I-AA Playoffs from 1985-87.

He worked as a graduate assistant at Tennessee in 1990, before moving on to Pacific from 1991-93. He was the linebackers coach in 1991 and added co-defensive coordinator responsibilities in 1992 and 1993.

Caldwell and his wife, Leisa, have three children: Lauren, Lendell and Landon.

COACHING HISTORY

YEARS	SCHOOL	POSITION
1978-79	Arkansas State	Graduate Assistant
1980	Arkansas State	Offensive Line
1981-84	Northwest (Miss.) CC	Offensive Line
1985-89	Arkansas State	Linebackers
1990	Tennessee	Graduate Assistant
1991-93	Pacific	Co-Defensive Coordinator
1994	Nevada	Co-Defensive Coordinator
1994-95	Ole Miss	Defensive Ends
1995-2008	Tennessee	Defensive Ends
2010	Arkansas	Defensive Ends
2011-12	Arkansas	Defensive Ends/Special Teams
2013	Arkansas State	Defensive Line
2014-17	Boise State	Associate Head Coach/Defensive Line
2018-present	Arkansas	Defensive Line

Touch down at a dealer. Score this hat.

Get a free hat when you drop by your local participating Arkansas Kubota dealer to test-drive a Kubota Sidekick.[1]





SIDEKICK
Durability meets speed

2-year, 1,000-hour warranty[2]

L2501
6-year warranty[2]

Low-rate, long-term financing - see dealer for details

Find your local Arkansas dealer at GoKubota.com

#1 SELLING TRACTOR IN ARKANSAS[3]

1. Available only at participating Arkansas Kubota dealers. No purchase necessary, while supplies last, must be 18 years or older, actual cap may be different than one pictured. 2. Only terms and conditions of Kubota's standard Limited Warranty apply. For warranty terms, see us or go to KubotaUSA.com. 3. Based on UCC filings for tractors financed in 2018 for the utility tractor segment.

GO HOGS! WOOO PIG SOOIE®



RON COOPER

Secondary
Second Season at Arkansas

Ron Cooper brings more than 30 years of coaching experience to Arkansas in his second season in Fayetteville, including 10 as a head coach on the collegiate level and four stints as a defensive coordinator. He also worked one year in the NFL as a defensive backs coach while making stops at four other SEC schools during his career.

In his first year with the Razorbacks in 2018 working with the team's safeties, Cooper helped two players in his unit rank in the top four on the team in tackles, as senior Santos Ramirez finished second with 87 stops and sophomore Kamren Curl ranked fourth with 53. In his final season, Ramirez started all 12 games and recorded 10-plus tackles in six games, including a season-best 12 against Alabama. Curl earned 11 starts in the back end of the defense at strong safety posting the second-most pass breakups on the team with five.

Cooper also oversaw the development of true freshmen Joe Foucha and Myles Mason, who earned more playing time as the season progressed. Foucha played in nine games and earned the start in the season finale at Missouri.

Cooper took over a youthful secondary room at Texas A&M, as seven different underclassmen, including four freshmen, started in the defensive backfield for the Aggies during the 2017 season. One of the mainstays in the lineup was junior Armani Watts, who finished the season with 87 tackles, four interceptions, two fumble recoveries and one touchdown en route to being named to Associated Press (AP) All-America third team and the All-SEC first team (Coaches & AP).

Prior to Texas A&M, Cooper served as the interim head coach at FIU for the final eight games of the 2016 season. Cooper also served as head coach at Eastern Michigan (1993-94), Louisville (1995-97) and Alabama A&M (1998-2001).

Cooper spent two seasons at FIU with the first as the team's assistant head coach and defensive backs coach in 2015. He was elevated to the Panthers' defensive coordinator in 2016 before leading FIU to a 4-4 records as the interim head coach.

Prior to FIU, Cooper served as the assistant head coach and defensive backs coach at South Florida from 2013-14. He helped lead the Bulls to a team record 20-plus takeaways each season and the defense scored four touchdowns.

He coached one season in the NFL as the defensive backs coach for the Tampa Bay Buccaneers in 2012.

Cooper has deep ties to Arkansas defensive coordinator John Chavis, having served as the LSU secondary coach under Chavis from 2009-11. He mentored one of the top secondary rooms in the country, highlighted by national award winners Morris Claiborne, Patrick Peterson and Tyrann Mathieu. In both 2010 and 2011, Cooper and the Tigers defense featured the Thorpe Award winner (nation's top defensive back) in Patrick Peterson in 2010 and Claiborne in 2011, as well as the Bednarik Award winner (nation's top defender) in Peterson and Mathieu in 2011. LSU was also home to the SEC Defensive Player of the Year in Peterson (2010), Mathieu (2011 by AP) and Claiborne (2011 by Coaches).

Cooper has also made stops in the SEC at South Carolina (2004-08) and Mississippi State (2003). In 2008, Cooper assisted with a defense that ranked No. 1 in the SEC and No. 2 in the nation in pass defense, allowing just 160 yards per game. With the Gamecocks, Cooper helped lead the team to appearances in the 2005 Independence Bowl, 2006 Liberty Bowl and 2009 Outback Bowl.

He broke into the head coaching ranks with Eastern Michigan and went on to become head coach at Louisville and Alabama A&M. Cooper's 1995 Louisville team led the nation in takeaways and finished No. 9 nationally in scoring defense. The following season, the Cardinals ranked No. 4 in both total defense and rushing defense.



At Alabama A&M, Cooper guided the Bulldogs to the Southwestern Athletic Conference Championship Game in 2000. His squad led the nation in rushing defense and they ranked No. 8 nationally in scoring defense. He also discovered defensive end Robert Mathis and coached him in his first three collegiate seasons. Mathis went on to a 14-year NFL career with the Colts, making six Pro Bowls and earning AFC Defensive Player of the Year honors in 2013.

Before becoming the head coach at Eastern Michigan, Cooper served as an assistant coach at Notre Dame (1991-92), helping the Irish to victories in the 1992 Sugar Bowl and 1993 Cotton Bowl.

Cooper also served coaching stints at UNLV (1990), East Carolina (1989), Murray State (1987-88), Austin Peay (1985-86), Minnesota (1984) and Appalachian State (1983).

As a player, Cooper was a four-year letterman at Jacksonville State, where he helped the Gamecocks to Gulf South Conference titles in 1981 and 1982. Cooper played in the NCAA Div. II playoff three times during his career, including a semifinal run in 1982.

Cooper has three children: Deuce, Tyler and Tristan.

COACHING HISTORY

YEARS	SCHOOL	POSITION
1983	Appalachian State	Graduate Assistant
1984	Minnesota	Graduate Assistant
1985-86	Austin Peay	Assistant Coach
1987-88	Murray State	Defensive Coordinator
1989	East Carolina	Assistant Coach
1990	UNLV	Defensive Coordinator
1991-92	Notre Dame	Assistant Head Coach
1993-94	Eastern Michigan	Head Coach
1995-97	Louisville	Head Coach
1998-2001	Alabama A&M	Head Coach
2002	Wisconsin	Assistant Coach
2003	Mississippi State	Defensive Coordinator
2004	South Carolina	Defensive Backs
2005	South Carolina	Outside Linebackers/Special Teams
2006-07	South Carolina	Assistant Head Coach/Defensive Backs
2008	South Carolina	Safeties
2009-11	LSU	Defensive Backs
2012	Tampa Bay Buccaneers	Defensive Backs
2013-14	USF	Assistant Head Coach/Defensive Backs
2015	FIU	Assistant Head Coach/Defensive Coordinator/Defensive Backs
2016	FIU	Assistant Head Coach/Defensive Coordinator/Linebackers
2016	FIU	Interim Head Coach
2017	Texas A&M	Defensive Backs
2018-present	Arkansas	Secondary

Sweet or SOUR

★ PERFECT **GAME DAY** TREATS ★



Available at participating

Walmart



DUSTIN FRY

Offensive Line / Run Game Coordinator
Second Season at Arkansas

Dustin Fry begins his second season on the Hill as the offensive line coach.

His first season was headlined by three starters who found their way onto NFL squads after the season. Hjalte Froholdt completed his second consecutive season without a sack allowed, anchoring the OL primarily at left guard. Froholdt was drafted by the New England Patriots in the fourth round, while teammates Johnny Gibson Jr. (Eagles) and Brian Wallace (Broncos) were signed to their respective squads after strong senior year performances.

Fry's first season with the Hogs also saw the development of young linemen Noah Gatlin and Dalton Wagner, who both earned starts as freshmen. Arkansas' recruiting class added much needed depth with six offensive linemen signing with the Hogs, including junior college transfers Myron Cunningham and Chibueze Nwanna.

Fry joined the Razorback staff after spending three seasons at SMU (2015-17) as the offensive line coach. Prior to his stint in Dallas, he served as an offensive graduate assistant at Clemson from 2012-14.

At SMU, Fry's offensive line cleared paths for a 1,000-yard rusher in both 2016 and 2017. His 2017 unit blocked for the Mustangs' offense to produce 3,000-plus passing yards and 2,000-plus rushing yards. The Mustangs averaged 5.0 yards per carry and were one of 18 FBS programs, including one of three in the American Athletic Conference, to accomplish that feat during the regular season. SMU's 2,230 rushing yards were its most in a regular season in 10 years.

According to Sport Source Analytics, Fry's offensive line in 2017 ranked No. 14 nationally in efficiency (79.6), based on tackle for loss percentage, sack percentage and third and fourth down run percentage.

In his three years at Clemson, he helped the Tigers to a 31-7 record with two top-10 finishes. He was a player development coach with the offensive line and helped center Dalton Freeman earn first-team All-America honors in 2012.

Fry lettered four years with Clemson and was a first-team All-ACC center and a National Strength and Conditioning Association (NSCA) All-American on the 2006 offense that averaged a school-record 6.5 yards per play. He played in the Senior Bowl and was a fifth-round draft pick of the Rams, playing for St. Louis in 2007 and 2008. He also spent time with the Cleveland Browns, Denver Broncos and Carolina Panthers.

He and his wife, Laura, have two sons, Hudson and Ryan.



COACHING HISTORY

YEARS	SCHOOL	POSITION
2012-14	Clemson	Graduate Assistant
2015-17	SMU	Offensive Line
2018-present	Arkansas	Offensive Line/Run Game Coordinator

THE BEST
USE THE BEST



OFFICIAL SPORTS SPORTS DRINK OF **THE ARKANSAS RAZORBACKS**

GATORADE and G DESIGN are registered trademarks of Stokely-Van Camp, Inc. ©2019 S-VC, Inc.



KENNY INGRAM

Defensive Tackles
First Season at Arkansas

Kenny Ingram begins his first year as the defensive tackles coach, joining Arkansas from Auburn, where he served as the Director of Player Relations for the last two years in his second stint with the Tigers.

Ingram held the same position in 2013-14 at Auburn after going to The Plains from Arkansas State, where he helped the Red Wolves win a Sun Belt Conference title as the team's defensive line coach. In between stops at Auburn, he coached the defensive tackles at Cincinnati in 2015 and 2016.

Ingram began his collegiate career at Tennessee State in 2005 as the Tigers' defensive line coach. He quickly moved back to his hometown of Memphis in 2006, taking over the linebackers for the University of Memphis before being named defensive coordinator in 2009. While at Memphis, he helped the Tigers to the 2007 New Orleans Bowl and 2008 St. Petersburg Bowl.

Prior to his collegiate coaching career, Ingram was the head coach at Melrose High School in Memphis from 2002-04. He led the Golden Wildcats to a 37-4 overall record after serving as the assistant head coach and defensive coordinator. He was a three-time Regional Coach of the Year and the Commercial Appeal's 2004 Coach of the Year for Metro Memphis.

Ingram starred at Whitehaven High School in Memphis, then was a four-year letterman at Arkansas State, serving as team co-captain in 1992. At Arkansas State, Ingram played for Steve Caldwell.

He and his wife, Carla, have five children: Kendrien, Taylor, Kameron and twins Kennedy and Karleigh.



COACHING HISTORY

YEARS	SCHOOL	POSITION
2001-02	Melrose (Tenn.) HS	Defensive Coordinator
2002-04	Melrose (Tenn.) HS	Head Coach
2005	Tennessee State	Defensive Line
2006-08	Memphis	Linebackers
2009	Memphis	Defensive Coordinator
2012	Arkansas State	Defensive Line
2013-14	Auburn	Director of Player Development
2015-16	Cincinnati	Defensive Line
2017-18	Auburn	Director of Player Relations
2019-present	Arkansas	Defensive Tackles


MAKING
Better
HAPPEN
REACH YOUR OWN GOALS.
Life is better with football. And with First Security.
That's because we offer game-changing financial
solutions backed by our local team.
What's your better? Get there with us.
FirstSecurity
Bank Better.
fsbank.com | onlyinark.com
EQUAL HOUSING LENDER
Member FDIC



BARRY LUNNEY JR.

Tight Ends / Special Teams Coordinator
Seventh Season at Arkansas

Barry Lunney Jr., a former Arkansas starting quarterback, enters his seventh season as tight ends coach at his alma mater and his first as the Razorbacks' special teams coordinator. Lunney has strengthened the program's reputation as #TEU over his six years.

Last season, Arkansas made a living off production out of the tight end position, completing 58.8 percent of the group's targets, which was above the team average. The Razorbacks finished the year ranked second in the country in tight end touchdowns and tied for fourth in the nation in tight end first downs, as junior Cheyenne O'Grady led the team in receptions (30) and touchdowns (six).

Lunney's work has not only resulted success as Razorbacks, but also caught the interest of NFL personnel. Highlighted by Hunter Henry being the first tight end taken in the 2016 NFL Draft.

From 2014 to 2016, Lunney helped develop Henry into the best tight end in the nation. On December 9, 2015, that became official when Henry was named the John Mackey Award winner following his junior season. Henry joined D.J. Williams as former Razorbacks to win the award to make Arkansas the only program to have multiple winners in the award's history.

After earning All-SEC second team honors in 2013 and 2014, Henry won the John Mackey Award and was a consensus first-team All-American as a junior in 2015. He led all Football Bowl Subdivision tight ends with 739 receiving yards on 51 receptions – each career highs – and hauled in three touchdown passes. In addition, Henry and tight end mate Jeremy Sprinkle combined for a league-best 1,128 receiving yards and eight touchdowns. The 1,128 receiving yards are the most by an Arkansas tight end corps in program history.

During his career, Henry hauled in 116 passes for 1,661 yards and nine touchdowns. He is one of only eight tight ends in SEC history to reach the triple-digit mark in receptions while playing in the conference. Of the eight, he is one of four to tally more than 1,500 receiving yards. In addition, his 1,661 career receiving yards rank second in program history among tight ends, only trailing Williams (1,855, 2007-10). His 116 receptions and 1,661 receiving yards through those three seasons were both tops in the SEC among tight ends.

A fellow Arkansas native, Henry was selected with the 35th overall pick by the San Diego Chargers in the second round of the 2016 NFL Draft. A year later, Sprinkle followed Henry's footsteps and was taken by the Washington Redskins in the fifth round of the 2017 NFL Draft. During his senior season, Sprinkle set the Arkansas record for career TDs by a tight end with 11 and was also invited to play in the Reese's Senior Bowl.

Lunney also oversaw the transition of AJ Derby from quarterback to tight end. Derby finished fifth in the SEC with 303 receiving yards during the 2014 season and was a sixth round draft choice of the New England Patriots despite playing the position for less than a year.

In his first season coaching the Razorback tight ends, Lunney led Henry to second-team All-SEC, Freshman All-America and SEC All-Freshman Team recognition. Henry's receiving yards ranked third in the nation among freshman tight ends, and he was the only freshman tight end in the SEC with a 100-yard receiving game. Henry also led SEC tight ends and ranked third in the conference by gaining a first down on 78.6 percent of his receptions.

Before returning to the Razorbacks, Lunney served as the offensive coordinator and quarterbacks coach at Bentonville High School from 2005-13.

In his eight years at Bentonville, the Tigers won 78 games, including 25 straight in 2010-11, played in four state championship games, claiming state titles in 2008 and 2010, and won six straight 7A West Conference crowns from 2007-12. Bentonville played in three 7A state championship games and won at least 12 games in four of his last five seasons.

Bentonville quarterback Dallas Hardison broke the Arkansas state single-season completion percentage record in 2010 and bettered the record in 2011 under the direct guidance of Lunney. In 2011 and 2012, the Tigers won their first 12 games to advance to the state championship game with an offense that averaged 42.5 and 36.8 points per game, respectively.



The 2010 Bentonville team finished the season 13-0 and won the 7A state championship. The offense averaged 47.0 points per game and scored at least 40 points nine times, including 49 points in the semifinal round and the state championship.

Lunney's first state title at Bentonville came in 2008 as the Tigers won 12 games for the first time since 2001. The offense averaged 30.2 points per game and scored more than 30 points in seven of 13 games.

Before moving to the high school coaching ranks, Lunney compiled seven years of collegiate coaching experience.

Lunney spent two seasons as the co-offensive coordinator and quarterbacks coach at San Jose State. During his tenure, the offense produced six all-conference performers, and tight end Courtney Anderson was selected by the Oakland Raiders in the 2004 NFL Draft. In 2003, the Spartans ranked 17th in the NCAA in passing offense and quarterback Scott Rislov ranked third in the WAC in passing efficiency and total offense.

Prior to that, Lunney spent three seasons at Tulsa, first working with quarterbacks in 2000 and 2001 and then moving to wide receivers in 2002. In 2000, quarterback Josh Blankenship ranked fifth in the WAC in total offense and receiver Don Shoals led the conference and ranked 11th in the NCAA in receptions per game.

His coaching career began with two seasons as a graduate assistant at Arkansas following a standout career for the Razorbacks. In 1998, Arkansas won its first eight games and rose to No. 9 in the national rankings on the way to sharing the SEC Western Division title and earning a berth in the Citrus Bowl. Lunney served as the Razorbacks' running backs coach for the bowl game and throughout the spring of 1999. Arkansas spent the majority of the 1999 season in the top 25 of the national rankings and finished the year with a 27-6 win over No. 14 Texas in the Cotton Bowl.

As a player for the Razorbacks, Lunney lettered from 1992-95, starting 40 games at quarterback, and was a team captain on the 1995 team that played in the SEC Championship Game for the first time in school history. In his first game as the starting quarterback, he led Arkansas to an upset win at No. 4 Tennessee. He left Arkansas holding school career records for passing yards, passing touchdowns, pass completions, pass attempts and total offensive plays. Lunney also played baseball at Arkansas. He was drafted by the Montreal Expos out of high school in 1992 and by the Minnesota Twins in 1996 and played one season of minor league baseball in the Twins organization.

Lunney graduated from Arkansas in 1996 with a bachelor's degree in kinesiology. He and his wife, Janelle, have two sons, Luke and Levi. His grandfather, John lettered at Arkansas from 1946-49. His father, Barry Sr., retired after 28 years as a high school football coach in Arkansas, winning eight state championships at Bentonville HS and Fort Smith Southside HS.

COACHING HISTORY

YEARS	SCHOOL	POSITION
1998-99	Arkansas	Graduate Assistant
2000-01	Tulsa	Quarterbacks
2002	Tulsa	Wide Receivers
2003-04	San Jose State	Co-Offensive Coordinator/Quarterbacks
2005-12	Bentonville (Ark.) HS	Offensive Coordinator/Quarterbacks
2013-2018	Arkansas	Tight Ends
2019-present	Arkansas	Tight Ends/Special Teams Coordinator

PARENTS

LET YOUR CHILD EXPERIENCE THE FUN OF BEING A TACO BELL® BALL HOG

TACO BELL™

VISIT PARTICIPATING ARKANSAS TACO BELL® LOCATIONS
TO SEE HOW YOU CAN ENTER TO WIN TO BE AN OFFICIAL BALL HOG
MUST BE BETWEEN THE AGES OF 8 AND 15

NO PURCHASE NECESSARY. SWEEPSTAKES ENDS ON 11/15/19. SEE PARTICIPATING STORES FOR DETAILS AND FOR A COPY OF THE OFFICIAL RULES. ©2019 TACO BELL IP HOLDER, LLC





LOVE Where You LIVE & PLAY in Arkansas! Go Hogs!™

Lindsey Management Co., Inc.

Apartments, Executive Suites, & Golf Courses!

www.LindseyManagement.com

All Properties Professionally Managed by Lindsey Management Co., Inc.
Amenities Vary by Property | Equal Housing Opportunity

SOLD

Lindsey & Associates




Fayetteville Office
1200 East Joyce Blvd. | Fayetteville
(479) 521-6611

Rogers Office
3801 West Walnut | Rogers
(479) 636-2200

www.Lindsey.com

NWA'S LEADING REAL ESTATE COMPANY!

With almost 45 years of experience in the Northwest Arkansas real estate business, Two convenient locations and 200+ agents, Lindsey & Associates is ready to show you how

"WE BRING GREAT NEIGHBORS TOGETHER."



MARK SMITH

Secondary
Second Season at Arkansas

Mark Smith begins his second season at Arkansas in 2019 working with the team's cornerbacks.

In his first year with the Razorbacks in 2018, Smith helped guide a young group along with junior Ryan Pulley. Pulley put together a strong all-around performance with three interceptions, seven pass breakups, a forced fumble and 3.5 tackles for loss in his final year on the Hill. Playing alongside Pulley for most of the season were freshmen Montaric Brown and Jarques McClellion. The duo combined to start 12 games with Brown starting three and McClellion nine. McClellion's 25 tackles ranked behind only Pulley's 37 at the cornerback position.

A stellar recruiter, Smith helped land a pair of four-star cornerbacks in Gregory Brooks and Devin Bush who both enrolled early and went through spring practice. Speedster Malik Chavis will join the group this fall as well.

Smith arrived at SMU as the Director of Recruiting in 2015 and added defensive analyst to his duties for 2017 season. He joined the Mustangs with experience at both the college and high school levels having spent time as a high school head coach and at Oklahoma as a defensive quality control coach.

Prior to SMU, he served at Hurst L.D. Bell from 2009 to 2014, earning a promotion to head coach in early 2011. With Smith at the helm, Bell made the playoffs for three straight seasons. He also served as an assistant at Irving MacArthur and Colleyville Heritage high schools in Texas.

Smith was a member of the Board of Directors for the Texas High School Coaches Association and served as the President of the North Texas Football Coaches Association.

He and his wife, Michelle, have three children: Makenna, Micah and Mailey Kay.



COACHING HISTORY

YEARS	SCHOOL	POSITION
2000-03	Colleyville Heritage (Texas) HS	Assistant Coach
2004-07	MacArthur (Texas) HS	Defensive Coordinator
2008-09	Oklahoma	Defensive QC
2009-10	L.D. Bell (Texas) HS	Defensive Coordinator
2011-14	L.D. Bell (Texas) HS	Head Coach
2015-17	SMU	Director of Recruiting
2018-present	Arkansas	Secondary

SHELTER INSURANCE®

WE ARE PROUD TO SUPPORT THE

ARKANSAS RAZORBACKS!®

ALMA
Randy Milam

ARKADELPHIA
Jeremy Hughes
Chad Kesterson

ASHDOWN
Joey Bailey

ATKINS
Don Daily

BARLING
Brandon Zimmerman

BATESVILLE
Jeral Hastings
Vicki Stephenson

BELLA VISTA
Scott Comiskey

BENTON
Blake Jumper
Todd Matthews
Brett Polk

BENTONVILLE
Matt Hillis
James Carter

BERRYVILLE
Richard & Mary Lou Harp

BLYTHEVILLE
Scott Wallis

BOONEVILLE
Jerald Baker

BRINKLEY
Jeff Teal

BRYANT
Laryssa Calley
Seth Hobbs
Matt Steele

CABOT
Bo Bevis
Lawrence Forester
Paul Killingsworth

CAMDEN
Matt Gibbs
Robert Murry

CARLISLE
Vic Seidenschwarz

CENTERTON
Luke Riley

CHARLESTON
Jim Milam

CLARKSVILLE
David Lasater

CLINTON
Jim Gilliam

CONWAY
Roe Henderson
Fred & John Tate
Ryan Webb

CORNING
Kirk Scobey

CROSSETT
Dan Pevy

DANVILLE
Greg Bland

DeQUEEN
Woods Agency, Inc. - Leonard, Ann & Jeff

DES ARC
Amy Garth

DIERKS
Todd Moore

DUMAS
Stacy Berry

EL DORADO
Patrick Harrell
Amber Manning-Myers

ENGLAND
Wesley Talley

FARMINGTON
Griggs Covington

FAYETTEVILLE
Brant Barnes
Whit Hensman
Randy Hutchinson
Ben Owen
Steve Smith
Drew Trucks
Taylor Wethers

FORDYCE
Cody Shankles

FORREST CITY
Greg Parson

FORT SMITH
Jeff Clark
Marsha Cox
Chris Dooly
Jerry & Wade Gilkey
Brent Lovell
Kevin Minks
James Wagoner

GLENWOOD
Simon Mack

GRAVEL RIDGE
Candice Alford

GRAVETTE
Chris Taylor

GREENBRIER
Brock Rowell

GREEN FORREST
Matt McKinney

GREENWOOD
Phil Hicks
Tricia Miller

HAMPTON
Mark Hodnett

HARRISBURG
John Dillinger

HARRISON
Joan Bell
Roger Earnest

HATFIELD
Kenny Miller

HEBER SPRINGS
Tim Brewer
Angie Collins

HIGHLAND
Jody Dillard

HOPE
Trey Wright

HOT SPRINGS
Bart Bledsoe
Tony Melugin
Josh Putman
Drew Selph

HUNTSVILLE
Ricky Witt

IMBODEN
Denny & Kelly Durham

JACKSONVILLE
Gene & Mary Ellen Bowman
Scott Everett
Todd Martin

JONESBORO
Paula Graddy
Bob & Bobby Haun
David Kerley
Blake Rogers
Mark Webb

LAKE CITY
Brett Strobbe

LAKE VILLAGE
Jimmy Scott

LITTLE ROCK
Jason Dailey
Colton Duty
Stefan Elmore
Steve Ferguson
John Goins
John Kimbrough
Kevin Lammey
Dale Lockard
Chad Millard
Eddy Peters
Tristan Robinson
Matt Warden
Richard Yager

LONOKE
Gary Elmore

MAGNOLIA
Gary Farrar
Chad Turner

MALVERN
Justin Stewart

MARSHALL
Jeff Jennings

MAUMELLE
Christy Pettit

McGEHEE
Harriet Gill

MENA
Telissa Montgomery

MONTICELLO
Paul Griffin

MORRILTON
Todd Session

MOUNTAIN HOME
Lewis Barnes
John Chapman
Scott Tabor

MOUNTAIN VIEW
Dustin Stewart

MULBERRY
Tiffany Newman

NASHVILLE
Steve Tate

NEWPORT
Mark Manning

N. LITTLE ROCK
Dan Cook
Brian Cress
Caleb Green
Monica Reiners
Curtis Short
Jay Snider

OZARK
Toby Hogan

PARAGOULD
Ty Sims

PARIS
Jimmy Pannell

PERRYVILLE
Baylor House

PIGGOTT
Tonya Coomer

PINE BLUFF
Jessica Holcomb
Kyle Stone

POCAHONTAS
Hugh Steimel

PRESCOTT
Eli Ratcliff

ROGERS
Keri Earwood
Sean Garrison
Justin Madick
Tony Putnam
Derek Wardlow
Walter Yockey

RUSSELLVILLE
Matt Cooper
J.W. Stratton

SEARCY
Bob & Richard Cargile & Dei Bryant

SHERIDAN
Grant Westmoreland

SHERWOOD
Benny Arnold
Becky Bradley
Kyle Duty
Scott Richards

SILOAM SPRINGS
Jimmy Allen
April Rich

SPRINGDALE
Steve Harp
Shane Rhoades
Wayne & Duane Scoggins

STAR CITY
James West

STUTTGART
Steven Fisher
Richie Tanksley

TEXARKANA
Missy Dickens
Kim Wren

TRUMANN
Charles & Martis Stephan

VAN BUREN
Stuart Davis
Brad Howe
Ted McEvoy
Becky & Tom Whitley

WALDRON
Kyle Huddleston

WALNUT RIDGE
Danny & Sue Gibson

WARREN
Greg Harton

WEST HELENA
Wesley Toney

WHITE HALL
Michelle Herring

WYNNE
Brett McFadden
Debbie Meyer
Tyler Waymire

YELLVILLE
Glen Adams



We're your Shield.
We're your Shelter.

ShelterInsurance.com
1-800-SHELTER



JUSTIN STEPP

Wide Receivers
Second Season at Arkansas

Justin Stepp enters his second season at Arkansas after spending six seasons as a wide receivers coach at SMU (2015-17) and Appalachian State (2012-14).

His first season on the Hill saw the development of a young group of wideouts, led by freshman Michael Woods. The Magnolia, Texas, native played in 10 games, starting seven, and racked up 206 yards on 18 catches, averaging 11.4 to top returners coming back for the 2019 season. Junior Deon Stewart led the receiving corps in receptions with 22 and started eight games. In all, the Hogs return four receivers that caught passes last fall with Jordan Jones and Tyson Morris joining Stewart and Woods.

Stepp was active on the recruiting trail for the Razorbacks this past offseason being named as one of the nation's Top 25 recruiters by Rivals thanks to the addition of four four-star receivers inking with the team including mid-year enrollees Trey Knox and Shamar Nash, as well as Treylon Burks and T.Q. Jackson. The Hogs were the only team in the nation to sign four four-star wide receivers.

In December 2017, he was selected to participate in the 2018 AFCA 35 Under 35 Coaches Leadership Institute, a prestigious program aimed at identifying and developing premier, future leaders in the football coaching profession. He was also named a finalist for the 2017 FootballScoop Wide Receivers Coach of the Year award.

During Stepp's seven seasons as a wide receivers coach, he's tutored three different players who have combined for four 1,000-yard receiving seasons.

Stepp's protégés Courtland Sutton and Trey Quinn at SMU were two of the most dynamic wide receivers in college football in 2017 and each went on to be selected in the 2018 NFL Draft. The Mustangs boasted one of the most prolific passing attacks in the nation on the strength of All-Americans Sutton and Quinn each posting 1,000-yard receiving seasons. SMU was one of only two schools with multiple 1,000-yard receivers in 2017. In addition, Sutton and Quinn were the only pair of teammates to rank in the top 10 in touchdown receptions and combined for 12 100-yard receiving games with six apiece. Quinn finished the year with 13 TD catches, while Sutton had 12.

A Biletnikoff Award and Earl Campbell Tyler Rose semifinalist, Quinn led the nation in receptions with 114 and ranked inside the top 15 nationally in receiving touchdowns (No. 4, 13), receiving yards per game (No. 10, 95.1) and receiving yards (No. 11, 1,236). He turned in two of the three top reception performances in the FBS during the regular season with 17 catches twice and became the only player this century to register 15-plus catches in three straight games. The Lake Charles, Louisiana, native was selected by the Washington Redskins with the 256th and final selection of the 2018 draft.

Sutton, a second-round pick of the Denver Broncos, posted career receiving totals of 3,152 yards and 31 touchdowns on 189 receptions in four seasons at SMU. He averaged 16.4 yards per catch in each of his last two seasons, and finished third on the Mustangs' all-time receiving chart behind Emmanuel Sanders and Aldrick Robinson.

In 2016, Sutton led the SMU offense for the second straight season, hauling in 76 passes for 1,246 yards and 10 TDs to become SMU's first 1,000-yard receiver since 2013. Sutton was not the Mustangs' only threat through the air, though, as James Proche, caught 57 passes for 709 yards and six scores on his way to Freshman All-America honors.

Stepp's first season at SMU saw him develop Sutton into one of the country's top freshman. Sutton was named a Freshman All-American in 2015 after leading all FBS freshmen with nine receiving touchdowns. He set an SMU freshman record for receiving yards with 862 and tied Sanders for most touchdowns by a freshman.

Over Stepp's first two seasons at Appalachian State, he coached three players who



combined to earn five All-Southern Conference honors, including All-American Sean Price who set NCAA Division I FCS freshman records with 81 receptions and 1,196 receiving yards in 2012.

Prior to Appalachian State, he spent three seasons at Clemson as an offensive graduate assistant coach (2011) and an offensive video graduate assistant (2009-10).

In 2011, Stepp played a key role in Clemson's offense, alongside Morris who was offensive coordinator. Stepp worked directly with the Tigers' running backs, quarterbacks, wide receivers and tight ends, while assisting in game-planning and in-game play-calling adjustments. With Stepp on the sideline, Clemson ranked second in the ACC and in the top 30 nationally in scoring (33.6) and total offense (440.8) and boasted a pair of All-Americans on the offensive side of the ball.

Stepp got his coaching start as the wide receivers coach and recruiting coordinator at NCAA Division II North Greenville in 2008. He also served as wide receivers and strength coach at Fort Mill (S.C.) High School in 2007.

Stepp was a standout wide receiver and punt returner at Furman from 2003-06. He earned All-SoCon recognition as a junior and senior and finished his playing career with 1,568 yards, 10 touchdown catches and 118 receptions, good for No. 4 on the school's career list at the time.

Stepp and his wife, Brooke, have a son, Courtland Spencer Stepp, and a dog, Holi.

COACHING HISTORY

YEARS	SCHOOL	POSITION
2007	Fort Mill (S.C.) HS	Wide Receivers/Strength & Conditioning
2008	North Greenville	Wide Receivers/Recruiting Coordinator
2009-10	Clemson	Graduate Assistant/Offensive Video
2011	Clemson	Graduate Assistant
2012-14	Appalachian State	Wide Receivers
2015-17	SMU	Wide Receivers
2018-present	Arkansas	Wide Receivers



FORGET *Billy's* MESS



LIBMAN
Family Made In The USA Since 1896

REMEMBER THE MOMENT
FORGET THE MESS

PROUD SPONSOR OF
THE ARKANSAS RAZORBACKS

libman.com



TRUMAIN CARROLL

Strength & Conditioning
Second Season at Arkansas

Trumain Carroll was named the program's head strength and conditioning coach on Jan. 9, 2018.

Carroll most recently worked with Morris at SMU, where he was the Mustangs' strength and conditioning coach for the last three seasons (2015-17).

Carroll joined the SMU staff after two seasons (2013-14) as assistant strength and conditioning coach at his alma mater Oklahoma State, his second stint with the Cowboys.

During his tenure at SMU, Carroll's efforts in the weight room aided in the development of wide receivers Courtland Sutton and Trey Quinn into All-Americans and NFL Draft selections. Sutton and Quinn were two of the most dynamic wide receivers in college football in 2017, each turning in 1,000-yard receiving seasons to become one of only to pairs of teammates in the FBS to accomplish that feat.

A second-round pick by Denver in the 2018 NFL Draft, Sutton posted career receiving totals of 3,152 yards and 31 touchdowns on 189 receptions in four seasons at SMU. He averaged 16.4 yards per catch in each of his last two seasons, and finished third on the Mustangs' all-time receiving chart behind Emmanuel Sanders and Aldrick Robinson.

Quinn, a semifinalist for the Biletnikoff Award and Earl Campbell Tyler Rose Award, led the nation in receptions with 114 and ranked inside the top 15 nationally in receiving touchdowns (No. 4, 13), receiving yards per game (No. 10, 95.1) and receiving yards (No. 11, 1,236). He posted two of the three top reception performances in the FBS during the regular season with 17 catches twice and became the only player this century to register 15-plus catches in three straight games.

Prior to Oklahoma State, Carroll was director of strength and conditioning South Carolina State (2011-12) after serving in the same role at the University of Missouri-Kansas City (2008-11).

Carroll joined UMKC from Oklahoma State, where he was the assistant strength and conditioning coach from 2006-08. While in Stillwater, Carroll designed and directed the strength program for the Oklahoma State women's basketball program that advanced to the Sweet 16 in the 2007 NCAA tournament. He also assisted in the strength and conditioning program with the Oklahoma State football team that won the 2006 Independence Bowl and the 2007 Insight.com Bowl.

Carroll was a defensive end at Oklahoma State from 2001 to 2005. During his playing career, he helped guide the Cowboys to three consecutive bowl games, including a victory in the 2002 Houston Bowl and appearances in the 2003 Cotton Bowl and 2004 Alamo Bowl.

Carroll received his Collegiate Strength and Conditioning Coach Certification in May 2007 and his USA Weightlifting Sports Performance Certification in February 2008.

He earned his bachelor's degree in business administration from Oklahoma State in December 2005.

Carroll and his wife, Jarne, have a son, Trumain "Deuce" Carroll, and a dog, Bo.



COACHING HISTORY

YEARS	SCHOOL	POSITION
2006-08	Oklahoma State	Assistant Strength & Conditioning Coach
2008-11	UMKC	Director of Strength & Conditioning
2011-12	South Carolina State	Director of Strength & Conditioning
2013-14	Oklahoma State	Assistant Strength & Conditioning Coach
2015-17	SMU	Strength & Conditioning Coach
2018-present	Arkansas	Head Strength & Conditioning Coach

WHEN YOU CAN'T BE AT THE STADIUM,
BRING THE GAME HOME.

RCA

THE ULTIMATE RECEIVER

When the game is on, count on RCA Antennas to deliver it in crystal-clear HD. Our built-in signal meter, along with the free RCA Signal Finder APP, helps you find the most channels. We offer a full-line of durable, dependable, and sleekly designed indoor and outdoor antennas.

AMPLIFIED
Indoor HDTV Antenna
Multi-directional









AMPLIFIED
Indoor HDTV Antenna

Indoor Flat HDTV Antenna
Multi-directional

SIGNAL FINDER APP

Finding Free over-the-air HDTV has never been easier!

Download on the App Store
GET IT ON Google Play



BUILT-IN SIGNAL METER

Find the best location for your antenna for the most channels.

WATCH YOUR FAVORITE LOCAL
HD CHANNELS FOR FREE

NBC HD | abc HD | CBS HD | FOX HD | ion TELEVISION | PBS HD | The CW | AZTECA AMERICA

Available at Walmart

A Voxx℠ International Brand.



RANDY ROSS

Director of Football Operations
Second Season at Arkansas

A veteran in coaching and administration with more than 30 years of experience in college football, Randy Ross serves as coach Chad Morris' director of football operations.

Prior to coming to Fayetteville, Ross spent 11 years at SMU, where he served as the senior associate director of football operations, including three seasons under coach Morris.

In his role, Ross coordinates team travel, office management and administration, handles game-day responsibilities and serves as a liaison with athletics and university departments.

Ross is no stranger to SEC football having spent 17 seasons at Alabama, including the last four as director of football operations. He was an assistant coach from 1993-96 under Gene Stallings as well as the Crimson Tide's recruiting coordinator from 1990-98. He then spent one season in Alabama's development office before moving back to the football office in 2000 as the director of high school relations.

Prior to his time in Tuscaloosa, Ross was quarterbacks coach at Vanderbilt for three seasons.

Following his collegiate career at St. Bernard College, where he played baseball and earned All-Southern States Conference honors in 1975, Ross began his coaching career at Gaston High School before moving to Gadsden' Southside High School in 1976.

He served as Southside's head coach for nine seasons and then moved as head coach at Scottsboro High from 1985-86. He coached 15 players who later played college football, including former Tide quarterback David Smith. Ross was selected his area's Coach of the Year in 1980 and 1983. His 1980 squad finished 12-1 and was ranked third in the state.

Ross is married to the former Ann Lowe.



COACHING HISTORY

YEARS	SCHOOL	POSITION
1976	Gaston (Ala.) HS	Assistant Coach
1976-84	Southside (Ala.) HS	Assistant Coach
1985-86	Scottsboro (Ala.) HS	Head Coach
1987-89	Vanderbilt	Quarterbacks
1990-98	Alabama	Assistant Coach/Recruiting Coordinator
2002-06	Alabama	Director of Football Operations
2007-17	SMU	Director of Football Operations
2018-present	Arkansas	Director of Football Operations

SUPPORT STAFF



IMARJAYE ALBURY
Graduate Assistant
Defense



BOBBY ALLEN
Director of High School and NFL Relations



KYLE BRENDE
Graduate Assistant
Equipment



RHETT BROOKS
Associate Strength and Conditioning Coach



WILL BRYANT
Offensive Quality Control



CHAD CAIN
Assistant Strength and Conditioning Coach



CLARINDA CARR
Administrative Assistant - Head Coach



MICHELE CLEMENTS
Administrative Assistant - Receptionist



BROOKS COCKRELL
Assistant Director of Football Video/ Creative Media



CALLIE CONWAY
On Campus Recruiting



ALEX DALE
Recruiting



DANIEL DAPRATO
Special Teams Quality Control



KAP DEDE
Defensive Quality Control



TY GATSON
Graduate Assistant
Offense



WILL GILCHRIST
Graduate Assistant
Defense



TURNER GILL
Executive Director/ Student-Athlete & Staff Development



ALONZO HAMPTON
Defensive Quality Control



LAURIE HICKS
Administrative Assistant - Assistant Coaches



JESS LOEPP
Offensive Analyst



CASS McCORD
Graduate Assistant
Video



JON MELIA
Assistant Athletic Trainer



MARK MODLESKI
Recruiting



JAKE NEVILL
Coordinator of Football Creative Services/ Graphic Design



SAMUEL OGDEN
Director of Football Video



DAVE POLANSKI
Director of Athletic Training



MADDIE POOL
Recruiting



TYLER RENARD
Assistant Football Equipment Manager



JOHN ROBERTS
Defensive Quality Control



JAKE ROSCH
Director of Football Equipment Operations



AARON SISK
Assistant Director of Football Video



MARC SOLTIS
Assistant Strength and Conditioning Coach



JOSH THOMPSON
Recruiting Coordinator



SJ TUOHY
Assistant Director of Football Ops



CODY VINCENT
Assistant Director of Recruiting/Graphics



DUSTIN WEST
Assistant Athletic Trainer



CONNOR WHICKER
Athletic Training Graduate Assistant



LANCE YANCY
Assistant Strength and Conditioning Coach


Meat-Rich
High Protein
Grain-Free
THE BLUE BUFFALO CO.
BLUE
WILDERNESS®
HIGH PROTEIN ~ GRAIN-FREE
Explore the Wilderness
Now available at your
local supercenter!
Healthy Holistic
100% GRAIN FREE
NO
Chicken/Poultry By-Product Meals
Corn, Wheat or Soy
Artificial Preservatives or Flavors
Trail Treats
Grain-Free Biscuit
~ Duck Recipe
Natural Crunchy Dog Treats
Turkey & Chicken Grill
Evolutionary Diet
~ with Chicken ~
and LifeSource Bits
ADULT
Nature's Evolutionary Diet
Chicken & Duck Recipe


Satisfy Your Pet's Wild Side with BLUE Wilderness
• Delicious recipes starting with more of the protein-rich meat pets love
• None of the grains that contain gluten
• Enhanced with antioxidant-rich LifeSource Bits® in all dry recipes
100% GRAIN FREE

2019 ROSTER

NUMERICAL ROSTER

No.	Name	Pos.	Ht.	Wt.	Cl.	Exp.	Hometown (High School/Previous School)
1	Jalen Catalon	DB	5-10	196	Fr.	HS	Mansfield, Texas (Mansfield Legacy HS)
1	K.J. Jefferson	QB	6-3	228	Fr.	HS	Sardis, Miss. (North Panola HS)
1	De'Vion Warren	WR	5-10	188	Jr.	2L	Monroe, La. (Ouachita Parish HS)
2	Kamren Curl	DB	6-2	198	Jr.	2L	San Diego, Calif. (Muskogee [Okla.] HS)
2	Chase Hayden	RB	5-10	205	Jr.	2L	Memphis, Tenn. (Saint George's Independent School)
3	McTelvin Agim	DL	6-3	294	Sr.	3L	Texarkana, Texas (Hope [Ark.] HS)
3	Koilan Jackson	WR	6-2	211	So.	1L	Little Rock, Ark. (Joe T. Robinson HS)
4	Jarques McClellion	DB	6-0	175	So.	1L	Lake Worth, Fla. (American Heritage School)
4	Shamar Nash	WR	6-3	195	Fr.	HS	Memphis, Tenn. (IMG Academy)
5	Rakeem Boyd	RB	6-0	213	Jr.	1L	Stratford, Texas (Independence [Kan.] CC)
5	Dorian Gerald	DL	6-3	261	Sr.	1L	Florence, S.C. (College of the Canyons [Calif.])
6	Kendall Catalon	WR	5-9	184	Jr.	TR	Mansfield, Texas (Southern)
6	Ben Hicks	QB	6-1	217	Sr.	TR	Waco, Texas (SMU)
6	Gabe Richardson	DL	6-3	240	Sr.	2L	Decatur, Ga. (Hutchinson [Kan.] CC)
7	Joe Foucha	DB	5-11	195	So.	1L	New Orleans, La. (McDonogh 35 HS)
7	Trey Knox	WR	6-5	205	Fr.	HS	Murfreesboro, Tenn. (Blackman HS)
8	De'Jon Harris	LB	6-0	248	Sr.	3L	Harvey, La. (John Ehret HS)
8	Mike Woods	WR	6-1	203	So.	1L	Magnolia, Texas (Magnolia HS)
9	Greg Brooks Jr.	DB	5-11	179	Fr.	HS	Harvey, La. (West Jefferson HS)
9	John Stephen Jones	QB	5-11	199	R-Fr.	RS	Dallas, Texas (Highland Park HS)
10	Jordan Jones	WR	6-1	185	Jr.	2L	Smackover, Ark. (Smackover HS)
10	Bumper Pool	LB	6-2	228	So.	1L	Lucas, Texas (Lovejoy HS)
11	Daulton Hyatt	WR	6-4	197	So.	1L	Arab, Ala. (Etowah HS)
11	Mataio Soli	DL	6-4	239	Fr.	HS	Douglasville, Ga. (Douglas County HS)
13	Collin Clay	DL	6-5	285	Fr.	HS	Oklahoma City, Okla. (Putnam City HS)
13	Deon Stewart	WR	5-11	161	Sr.	3L	Hardy, Ark. (Highland HS)
14	Chase Harrell	TE	6-4	249	Sr.	1L	Huffman, Texas (Kansas)
14	Nathan Parodi	DB	5-9	170	R-Fr.	RS	Austin, Texas (Lake Travis HS)
14	Britto Tutt	DB	6-1	176	Sr.	2L	Augusta, Ga. (Ventura [Calif.] College)
15	Simeon Blair	DB	5-10	200	R-Fr.	RS	Pine Bluff, Ark. (Pine Bluff HS)
15	T.Q. Jackson	WR	6-4	197	Fr.	HS	Jefferson, Texas (Jefferson HS)
16	Treylon Burks	WR	6-3	223	Fr.	HS	Warren, Ark. (Warren HS)
16	Malik Chavis	DB	6-2	198	Fr.	HS	Rison, Ark. (Rison HS)
17	Hudson Clark	DB	6-2	171	Fr.	HS	Dallas, Texas (Highland Park HS)
17	Nick Starkel	QB	6-3	214	Jr.	TR	Argyle, Texas (Texas A&M)
18	Jack Lindsey	QB	6-2	204	Jr.	1L	Fayetteville, Ark. (Springdale HS)
18	Myles Mason	DB	6-2	203	So.	1L	Trussville, Ala. (Hewitt-Trussville HS)
19	Connor Limpert	K	6-1	175	Sr.	3L	Allen, Texas (Allen HS)
19	Tyson Morris	WR	6-1	200	So.	1L	Helena-West Helena, Ark. (Fayetteville HS)
20	Jordon Curtis	RB	6-0	176	So.	1L	Jenks, Okla. (Jenks HS)
20	Giovanni LaFrance	LB	6-1	237	Jr.	2L	New Orleans, La. (Saint Augustine HS)
21	Montaric Brown	DB	6-0	187	So.	1L	Ashdown, Ark. (Ashdown HS)
21	Devwah Whaley	RB	5-11	212	Sr.	3L	Beaumont, Texas (Central HS)
22	Deon Edwards	LB	6-1	220	Jr.	2L	Clermont, Fla. (Lake Minneola HS)
22	Trelon Smith	RB	5-9	184	So.	TR	Houston, Texas (Arizona State)
23	Devin Bush	CB	6-0	203	Fr.	HS	New Orleans, La. (Edna Karr HS)
24	LaDarrius Bishop	DB	6-0	193	R-Fr.	RS	Ashdown, Ark. (Ashdown HS)
24	A'Montae Spivey	RB	6-1	192	Fr.	HS	Phenix City, Ala. (Central HS)
25	Zach Zimos	LB	6-4	211	Fr.	HS	Richmond, Texas (Fort Bend Travis HS)
26	Micahh Smith	DB	6-0	201	Jr.	2L	Marshall, Texas (Marshall HS)
27	Hayden Henry	LB	6-2	226	Jr.	2L	Little Rock, Ark. (Pulaski Academy)
28	Reid Bauer	P	5-11	198	So.	1L	Magnolia, Texas (Magnolia HS)
28	Andrew Parker	LB	6-2	237	R-Fr.	RS	New Orleans, La. (Sophie B. Wright HS)
29	Jared Sackett	K	6-1	180	Jr.	TR	Fort Worth, Texas (UTSA)
29	Asa Shearin	LB	6-1	219	Fr.	HS	Jonesboro, Ark. (Jonesboro HS)
31	Grant Morgan	LB	5-11	229	Jr.	2L	Greenwood, Ark. (Greenwood HS)
32	Hayden Johnson	TE	6-2	248	Sr.	3L	Columbia, Mo. (Rock Bridge HS)
33	Logan Orr	LB	6-2	230	Fr.	HS	Jonesboro, Ark. (Jonesboro HS)
34	Martaveous Brown	DB	6-0	190	So.	SQ	Marianna, Ark. (Lee County HS)
35	Matt Berry	DB	5-10	200	Sr.	1L	Booneville, Ark. (Ouachita Baptist University)
36	D'Vone McClure	LB	6-2	219	Jr.	2L	Rixey, Ark. (Jacksonville HS)

ALPHABETICAL ROSTER

No.	Name	Pos.
68	Kirby Adcock	OL
3	McTelvin Agim	DL
44	Jermarcus Arnold	RB
84	Peyton Ausley	WR
28	Reid Bauer	P
86	Jamario Bell	DL
35	Matt Berry	DB
24	LaDarrius Bishop	DB
15	Simeon Blair	DB
9	Greg Brooks Jr.	DB
5	Rakeem Boyd	RB
34	Martaveous Brown	DB
21	Montaric Brown	DB
16	Treylon Burks	WR
23	Devin Bush	CB
54	Austin Capps	OL
91	Taurean Carter	DL
1	Jalen Catalon	DB
6	Kendall Catalon	WR
16	Malik Chavis	DB
17	Hudson Clark	DB
66	Ty Clary	OL
13	Collin Clay	DL
57	Shane Clenin	OL
76	Myron Cunningham	OL
2	Kamren Curl	DB
20	Jordon Curtis	RB
22	Deon Edwards	LB
7	Joe Foucha	DB
48	Nicholas Fulwider	DL
38	Karch Gardiner	DB
73	Noah Gatlin	OL
5	Dorian Gerald	DL
50	Eric Gregory	DL
89	Grayson Gunter	TE
92	Elias Hale	DL
41	T.J. Hammonds	RB
59	Morgan Hanna	DL
14	Chase Harrell	TE
8	De'Jon Harris	LB
2	Chase Hayden	RB
27	Hayden Henry	LB
82	Hudson Henry	TE
38	Chad Hesson	RB
6	Ben Hicks	QB
64	Audry Horn	OL
58	Griffin Hunt	DL
11	Daulton Hyatt	WR
74	Colton Jackson	OL
3	Koilan Jackson	WR
99	Enoch Jackson Jr.	DL
15	T.Q. Jackson	WR
1	K.J. Jefferson	QB
43	Cedric Johnson	LB
32	Hayden Johnson	TE
9	John Stephen Jones	QB
10	Jordan Jones	WR
70	Luke Jones	OL
67	Logan Kallesen	OL
87	Blake Kern	TE

2019 ROSTER

No.	Name	Pos.	Ht.	Wt.	Cl.	Exp.	Hometown (High School/Previous School)
37	Brenden Young	DB	6-1	202	Sr.	2L	Little Rock, Ark. (Ouachita Baptist University)
38	Chad Hesson	RB	5-9	193	So.	HS	Lucas, Texas (Adams State)
38	Karch Gardiner	DB	5-9	171	Fr.	HS	El Paso, Texas (Del Valle HS)
39	John Miscoll	LB	6-2	209	So.	HS	Southlake, Texas (Northeastern State)
40	Trey Purifoy	TE	6-7	246	Sr.	SQ	Little Rock, Ark. (Ouachita Baptist University)
41	T.J. Hammonds	RB	5-10	184	Jr.	2L	Little Rock, Ark. (Joe T. Robinson HS)
42	Sam Loy	P	6-1	195	Jr.	TR	San Clemente, Calif. (Colorado)
42	Jonathan Marshall	DL	6-3	299	Jr.	2L	Shepherd, Texas (Shepherd HS)
43	Cedric Johnson	LB	6-0	206	So.	TR	Dallas, Texas (University of Mary)
44	Jermarcus Arnold	RB	5-8	186	Jr.	TR	Marianna, Ark. (Arkansas Baptist)
44	Cameron Vail	DB	6-1	187	R-Fr.	RS	Bryant, Ark. (Bryant HS)
48	Nicholas Fulwider	DL	6-7	260	R-Fr.	RS	Tyrone, Ga. (Sandy Creek HS)
48	Jordan Silver	LS	6-1	217	So.	1L	Branson, Mo. (Branson HS)
49	McKinley Williams	LB	6-4	201	R-Fr.	RS	Sheridan, Ark. (Sheridan HS)
50	Eric Gregory	DL	6-4	275	Fr.	HS	Memphis, Tenn. (IMG Academy)
50	Chibueze Nwanna	OL	6-7	329	Jr.	TR	Hyattsville, Md. (Lackawanna CC)
51	Ricky Stromberg	OL	6-4	266	Fr.	HS	Tulsa, Okla. (Union HS)
52	T.J. Smith	DL	6-3	293	Sr.	3L	Moultrie, Ga. (Colquitt County HS)
53	John Oehrlein	LS	6-1	244	Fr.	HS	Austin, Texas (Westlake HS)
54	Austin Capps	OL	6-4	304	Sr.	3L	Star City, Ark. (Star City HS)
54	Jake Yurachek	LB	6-0	239	R-Fr.	TR	Friendswood, Texas (Colorado)
55	Beaux Limmer	OL	6-5	293	Fr.	HS	Tyler, Texas (Tyler Lee HS)
56	Zach Williams	DL	6-4	224	Fr.	HS	Little Rock, Ark. (Joe T. Robinson HS)
57	Shane Clenin	OL	6-6	302	So.	1L	Festus, Mo. (Jefferson HS)
58	Griffin Hunt	DL	6-4	230	R-Fr.	RS	Lucas, Texas (Lovejoy HS)
59	Morgan Hanna	DL	6-4	201	Fr.	HS	Greenwood, Ark. (Greenwood HS)
62	Brady Latham	OL	6-5	284	Fr.	HS	Jenks, Okla. (Jenks HS)
64	Audry Horn	OL	6-2	303	So.	SQ	Benton, Ark. (Little Rock Catholic HS)
66	Ty Clary	OL	6-4	285	Jr.	2L	Fayetteville, Ark. (Fayetteville HS)
67	Logan Kallesen	OL	6-4	299	Fr.	HS	Springdale, Ark. (Shiloh Christian)
68	Kirby Adcock	OL	6-5	288	So.	1L	Nashville, Ark. (Nashville HS)
69	Austin Nix	OL	6-2	286	Fr.	HS	Texarkana, Ark. (Arkansas HS)
70	Luke Jones	OL	6-5	299	R-Fr.	TR	Little Rock, Ark. (Notre Dame)
71	Ryan Winkel	OL	6-6	285	R-Fr.	RS	Memphis, Tenn. (Christian Brothers HS)
72	Drew Vest	OL	6-6	278	Fr.	HS	Searcy, Ark. (Searcy HS)
73	Noah Gatlin	OL	6-7	302	R-Fr.	RS	Jonesboro, Ark. (Jonesboro HS)
74	Colton Jackson	OL	6-5	298	Sr.	3L	Conway, Ark. (Conway HS)
75	Silas Robinson	OL	6-4	306	R-Fr.	RS	Yoakum, Texas (Yoakum HS)
76	Myron Cunningham	OL	6-6	290	Jr.	TR	Warren, Ohio (Iowa Central CC)
78	Dalton Wagner	OL	6-9	308	So.	1L	Spring Grove, Ill. (Richmond Burton HS)
79	Dylan Rathcke	OL	6-5	293	Fr.	HS	Baton Rouge, La. (University Lab HS)
80	Brett Nabors	WR	6-3	182	Fr.	HS	Nashville, Tenn. (Christ Presbyterian Academy)
80	Matthew Phillips	P	5-10	180	So.	1L	Brentwood, Tenn. (Brentwood HS)
81	Jackson Salley	WR	6-0	183	Fr.	HS	Rockwall, Texas (Rockwall-Heath HS)
82	Hudson Henry	TE	6-5	238	Fr.	HS	Little Rock, Ark. (Pulaski Academy)
83	Jimmie Stoudemire	WR	6-2	204	Sr.	SQ	Prattville, Ala. (Riverside City [Calif.] College)
84	Peyton Ausley	WR	6-2	185	R-Fr.	RS	Austin, Texas (Vandegrift HS)
85	Cheyenne O'Grady	TE	6-4	256	Sr.	2L	Fayetteville, Ark. (Fayetteville HS)
86	Jamario Bell	DL	6-5	265	Sr.	1L	Junction City, Ark. (Junction City HS)
86	John David White	WR	5-11	171	Fr.	HS	Little Rock, Ark. (Pulaski Academy)
87	Blake Kern	TE	6-4	256	Jr.	1L	Lamar, Ark. (Lamar HS)
89	Grayson Gunter	TE	6-6	243	Jr.	2L	Madison, Miss. (Madison Central HS)
90	Marcus Miller	DL	6-5	299	Fr.	HS	Warren, Ark. (Warren HS)
91	Taurean Carter	DL	6-3	288	Fr.	HS	Mansfield, Texas (Mansfield Legacy HS)
92	Elias Hale	DL	6-4	257	Jr.	SQ	Fayetteville, Ark. (Fayetteville HS)
92	Chad Stephens	P	5-11	188	Jr.	SQ	Owasso, Okla. (Dodge City CC)
93	Isaiah Nichols	DL	6-3	277	R-Fr.	RS	Springdale, Ark. (Springdale HS)
94	David Porter	DL	6-3	250	So.	SQ	Little Rock, Ark. (Joe T. Robinson HS)
99	Enoch Jackson Jr.	DL	6-0	292	Fr.	HS	Mansfield, Texas (Mansfield Legacy HS)

ALPHABETICAL ROSTER

No.	Name	Pos.
7	Trey Knox	WR
20	Giovanni LaFrance	LB
62	Brady Latham	OL
55	Beaux Limmer	OL
19	Connor Limpert	K
18	Jack Lindsey	QB
42	Sam Loy	P
42	Jonathan Marshall	DL
18	Myles Mason	DB
4	Jarques McClellion	DB
36	D'Vone McClure	LB
90	Marcus Miller	DL
39	John Miscoll	LB
31	Grant Morgan	LB
19	Tyson Morris	WR
80	Brett Nabors	WR
4	Shamar Nash	WR
93	Isaiah Nichols	DL
69	Austin Nix	OL
50	Chibueze Nwanna	OL
53	John Oehrlein	LS
85	Cheyenne O'Grady	TE
33	Logan Orr	LB
28	Andrew Parker	LB
14	Nathan Parodi	DB
80	Matthew Phillips	P
10	Bumper Pool	LB
94	David Porter	DL
40	Trey Purifoy	TE
79	Dylan Rathcke	OL
6	Gabe Richardson	DL
75	Silas Robinson	OL
29	Jared Sackett	K
81	Jackson Salley	WR
29	Asa Shearin	LB
48	Jordan Silver	LS
26	Micahh Smith	DB
52	T.J. Smith	DL
22	Trelon Smith	RB
11	Mataio Soli	DL
24	A'Montae Spivey	RB
17	Nick Starkel	QB
92	Chad Stephens	P
13	Deon Stewart	WR
83	Jimmie Stoudemire	WR
51	Ricky Stromberg	OL
14	Britto Tutt	DB
44	Cameron Vail	DB
72	Drew Vest	OL
78	Dalton Wagner	OL
1	De'Vion Warren	WR
21	Devwah Whaley	RB
86	John David White	WR
49	McKinley Williams	LB
56	Zach Williams	DL
71	Ryan Winkel	OL
8	Michael Woods	WR
37	Brenden Young	DB
54	Jake Yurachek	LB
25	Zach Zimos	LB



68 KIRBY ADCOCK

OL | 6-5 | 288 | Sophomore
Nashville, Ark. | Nashville HS

2018 FALL SEC ACADEMIC HONOR ROLL
2017 FALL SEC ACADEMIC HONOR ROLL

2018 (REDSHIRT FRESHMAN): Played in four games during his Redshirt Freshman year with the Razorbacks, starting the season opener against Eastern Illinois at the left guard position ... Also appeared in the next two contests at Colorado State (Sept. 8) and North Texas (Sept. 15), as well on the road at Mississippi State (Nov. 17) ... Worked a total of 65 snaps, including 56 on the offensive line and nine on special teams, according to Pro Football Focus ... Recorded an 80.4 pass blocking grade from PFF against UNT at the right guard spot, his highest mark of the season by the outlet ... Did not allow a sack over his 56 snaps on the O-line ... Helped the Arkansas offense to 4,028 yards of total offense, scoring 28 touchdowns, which featured 2,307 passing yards and 17 touchdowns through the air.

2017 (FRESHMAN): Redshirted during his first year on campus.

HIGH SCHOOL: Enrolled in January 2017 and participated in spring practice ... Consensus three-star prospect by ESPN, Rivals, Scout and 247Sports ... Ranked the No. 64 player at his position by 247Sports and No. 65 by ESPN ... Tabbed the No. 4 player in Arkansas by Rivals, No. 5 by 247Sports and No. 8 by ESPN with a grade of 76 ... Rated the No. 1 offensive tackle in Arkansas by Scout ... Can play all five positions up front ... Primarily played tackle in high school ... Coached by Mike Volarvich ... Winner of the 2016 Willie Roaf Award, presented to the top Arkansas high school offensive lineman by the Little Rock Touchdown Club ... Helped Nashville High School to an 11-1 record with a 7-0 mark in conference play in 2016 ... Paved the way for Nashville to rush for 3,525 yards with a 9.1 per rush average and pass for 2,675 yards ... Blocked for three different players to combine for 13 100-yard rushing games ... Helped the Scrappers go 15-0 and win the state championship as a junior in 2015 ... Chose Arkansas over Iowa State, Louisiana Tech, Indiana, Southern Miss and Arkansas State.

PERSONAL: Born on March 15, 1999 ... Son of Cindi and the late Max Adcock ... Has four siblings: Tamara Smart, Alan Adcock, Kelsey Johnson and Kolten Johnson ... Recreation and sport management major.



Become a
ZIFAN *for* ZICAM®



HOMEOPATHIC

SHORTEN YOUR COLD*!

#1 Pharmacist Recommended Brand**

*when taken at the first sign

**for zinc cold remedies and homeopathic cold products



3 McTELVIN AGIM

DL | 6-3 | 294 | Senior
Texarkana, Texas | Hope (Ark.) HS

2018 FALL SEC ACADEMIC HONOR ROLL
2017 FALL SEC ACADEMIC HONOR ROLL
2016 SEC ALL-FRESHMAN TEAM (COACHES)

2018 (JUNIOR): Started all 12 games for the Razorbacks, primarily at defensive end, during his junior season, totaling 597 snaps ... Recognized by Pro Football Focus during the season, earning a spot on its SEC Team of the Week in week eight with a 74.9 grade ... Racked up 45 tackles, 16 unassisted, to rank sixth on the team in total tackles in 2018 ... Paced the Razorbacks with 10 tackles for loss, accumulating 44 yards for loss, also a team-best ... The first Arkansas defender with double digit TFLs since Deatrich Wise Jr. totaled 10.5 in 2015 ... Included in his 10 tackles for loss were 4.5 sacks for 25 yards, good for second among Razorbacks ... Led the team with 11 quarterback hurries ... Forced a team-best three fumbles and recovered another, while also breaking up a pass attempt ... Ranked sixth in the SEC in fumbles forced ... Two of his three FF came at Colorado State on Sept. 8, recovering one in the game, while the third was against LSU on Nov. 10 ... Earned a 92.1 defensive grade from PFF for his performance against CSU, his highest marks of the season – also tabulated at 90.5 for run defense in the contest ... Posted a season-high seven tackles against Tulsa on Oct. 20 ... Also had a career-best 3.5 tackles for loss vs. the Golden Hurricane ... Tallied five or more tackles on four separate occasions, with six against Alabama (Oct. 6) & LSU (Nov. 10) and five on the road at Mississippi State (Nov. 17) ... Recorded at least 0.5 TFL in each of the first four games of the year, then put together another stretch of four games from Oct. 20-Nov. 17 ... Notched a sack in three of those four games against Tulsa (2.0), Vanderbilt (0.5) and LSU (1.0), as well as earlier in the year at Auburn (1.0) ... His two sacks were the most by a Razorback in a game since Wise vs. Missouri on Nov. 27, 2015 ... Ranked fourth among starting teammates with a 71.4 season grade from PFF ... Part of a defensive crew that racked up 882 total tackles over the course of the 2018 campaign.

2017 (SOPHOMORE): Started 11 of 12 games played at defensive end ... Posted 37 tackles, the second-most among defensive linemen on the team ... Finished second on the team in tackles for loss (7.5) ... Tied for third on the team in sacks (2.5) ... Made a tackle in 11 games ... Led all defensive linemen on the team in pass breakups (3) ... Tied for second on the team in fumbles forced (2) ... One of eight SEC players to force two fumbles in the same game and one of only four to do it in an SEC game ... Turned in a career-high nine tackles in two games ... Recorded at least 0.5 tackles for loss in seven games ... Four of his tackles for loss were against SEC opponents ... Opened the season with at least 0.5 tackles for loss in each of the first four games to total 4.0 during that span ... vs. No. 23 TCU (Sept. 9): Finished second on the team in tackles (9) ... 1.5 tackles went for lost yardage ... vs. New Mexico State (Sept. 30): Picked up his fourth tackle for loss in as many games on an 11-yard sack ... Also broke up a pass ... vs. No. 16 Mississippi State (Nov. 18): Turned in a career game with highs in tackles (9), tackles for loss (2.5) and fumbles forced (2) ... Also credited with one sack ... Had three tackles, two tackles for loss, a sack and both forced fumbles in the first quarter ... Seven of his nine tackles resulted in a gain of three yards or less ... Part of a defense that didn't allow Mississippi State to score any points on its first four drives of the game ... Limited Mississippi State to 348 total yards of offense, marking the Bulldogs third-lowest total of the season.

2016 (FRESHMAN): Played all 13 games with starts in each of the last five ... Tied for second among SEC freshmen in sacks (2.5) and fifth in tackles for loss (5.5) ... Contributed 27 tackles, including eight solo stops ... Had two quarterback hurries ... Made at least one tackle in 10 games ... Recorded at least 0.5 tackles for loss in seven games and at least 0.5 sacks in three games ... at No. 15 TCU (Sept. 10): Leveled quarterback Kenny Hill for his first career sack on a third down to end a TCU drive late in the third quarter ... Finished with four tackles .... vs. Alcorn State (Oct. 1): Logged a season-high 1.5 tackles for loss ... Made a tackle for a loss of four yards with Taiwan Johnson on second down of the Braves' first drive of the second quarter ... Booked a solo tackle behind the line of scrimmage on the next play of the drive to set up a third-and-long ... vs. No. 12 Ole Miss (Oct. 15): Set up a third-and-nine situation when he combined for a sack of quarterback Chad Kelly on Ole Miss' second drive of the third quarter ... vs. No. 11 Florida (Nov. 5): Chipped in three tackles, including 0.5 for loss, in his first start at defensive tackle ... Forced an incompletion with a quarterback hurry on Florida's second possession ... vs. Mississippi State (Nov. 19): Had a season-high seven tackles with 0.5 tackles for loss ... at Missouri (Nov. 25): Recorded a sack for a loss of five yards on Missouri's first drive of the third quarter ... vs. No. 22 Virginia Tech (Dec. 29): Notched two tackles, including 0.5 for loss in the first half.

HIGH SCHOOL: An early enrollee who practiced in January 2016 with the program before taking part in Under Armour All-America game ... Earned a five-star rating from 247Sports and a four-star rating from ESPN, Rivals and Scout ... Tabbed the No. 1 player in the state of Arkansas by ESPN, 247Sports and Rivals ... Ranked the No. 11 overall player in the country by ESPN, the No. 18 overall by 247Sports, the No. 44 overall by Scout and the No. 50 overall by Rivals ... Pegged the No. 2 defensive end prospect by 247Sports, the No. 3 defensive end prospect by ESPN and the No. 7 defensive end prospect by Scout ... Four-star ESPN ranking came with a grade of 89 ... Was clocked at 4.59 in the 40-yard dash ... 2015 ALL-USA Arkansas Football Defensive Player of the Year ... Three-time all-state selection ... Named the 2015 Gatorade Arkansas Football Player of the Year and Hooten's Arkansas Football Farm Bureau Class 5A Defensive Player of the Year ... Chosen as the 5A South Outstanding Lineman and Sports Illustrated's High School Athlete of the Month for November ... Named the 2015 Arkansas Democrat-Gazette All-Arkansas Preps Defensive Player of the Year ... Selected to the MaxPreps 2015 Football Medium Schools All-America first team ... Garnered MaxPreps 2015 Football All-America second team honors ... Earned the prestigious 2015 Paul Eells award, given annually to an Arkansas high school football player who best exhibits perseverance, determination, courage and resolve in the face of adversity ... As a senior, tallied 77 tackles, including 13.0 for loss, 24.0 sacks, eight quarterback hurries and nine pass breakups to help Hope to a 9-3 record and the Class 5A quarterfinals under head coach Jay Turley ... Also rushed for 184 yards and eight touchdowns on 21 carries, caught eight passes for 97 yards and one touchdown and averaged 50 yards on seven kickoff returns ... Participated in The Opening at Nike Headquarters in Beaverton, Oregon, which is considered the most prestigious summer showcase for high school football prospects ... Recorded 72 tackles, 22.0 sacks, 13 pass breakups, six forced fumbles and three fumble recoveries as a junior ... Named the Arkansas Democrat-Gazette's Sophomore Defensive Player of the Year in 2013 after recording 77 tackles, including 32.0 for loss and 16.0 sacks ... Two-time defending state shot put champ ... Ran an 11.6 second 100-meters in the 2015 state district track meet ... Chose Arkansas over Alabama, Auburn, Baylor, Clemson, LSU, Mississippi State, Missouri, Notre Dame, Oklahoma, Ole Miss, Stanford, TCU, Texas, Texas A&M, Washington State and others.

PERSONAL: Born on Sept. 25, 1997 ... Son of Deanna Giddens, who is a nurse ... Aunt Jayme Dunnings is also a nurse ... Has two sisters: Dominecia and Taneka ... Recreation and sport management major.

AGIM'S CAREER DEFENSIVE STATS

	GP/GS	UT	AT	TOT	TFL	SACK	FF/FR	INT	QBH	BRUP
2016	13/5	8	19	27	5.5	2.5	0/0	0	2	0
2017	12/11	15	22	37	7.5	2.5	2/0	0	3	3
2018	12/12	19	26	45	10.0	4.5	3/1	0	11	1
TOTAL	**37/28**	**42**	**67**	**109**	**23.0**	**9.5**	**5/1**	**0**	**16**	**4**



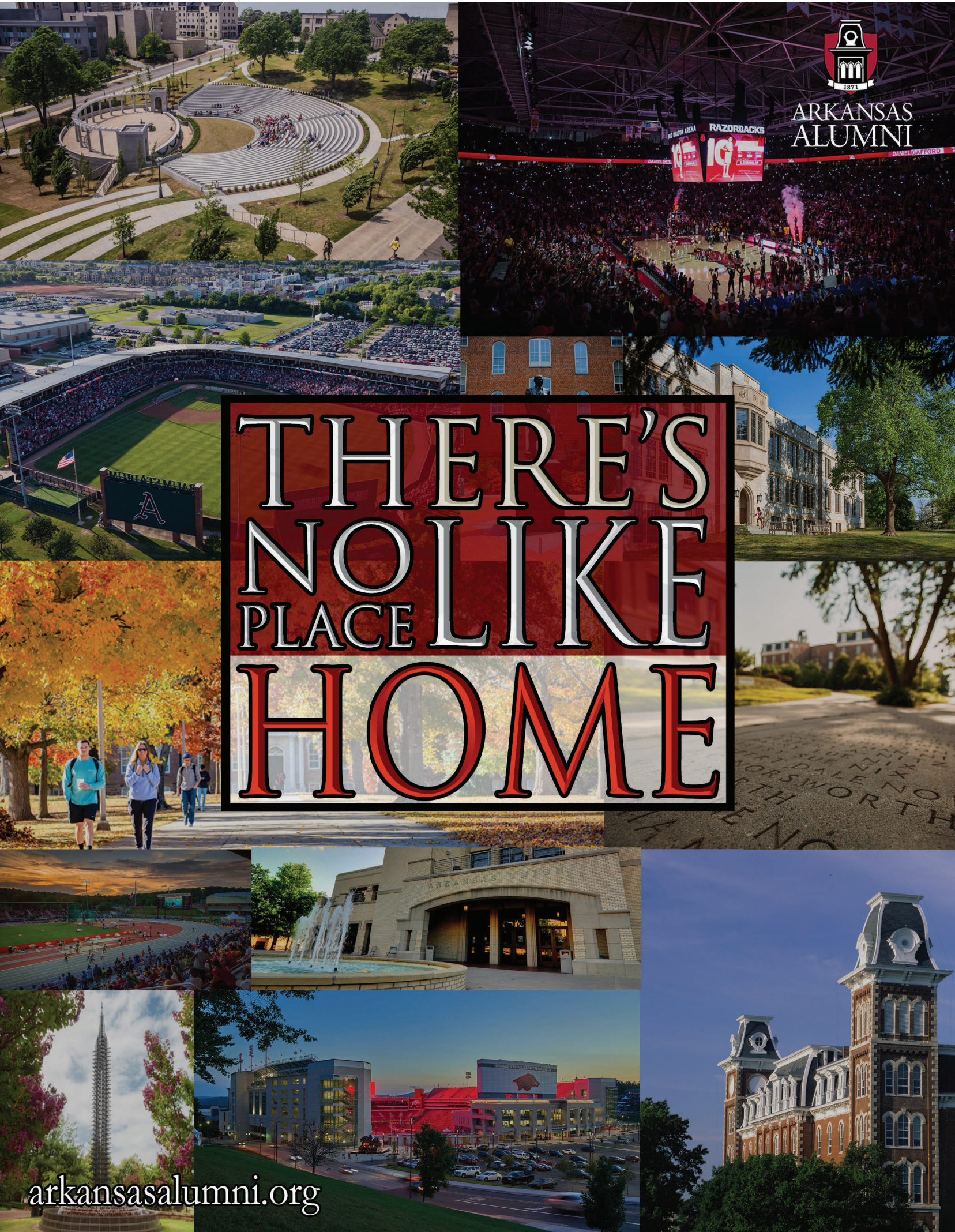
ARKANSAS
ALUMNI
1871
THERE'S
NO
PLACE
LIKE
HOME
ARKANSAS UNION
arkansasalumni.org



84 PEYTON AUSLEY

WR | 6-2 | 185 | Redshirt Freshman
Austin, Texas | Vandegrift HS

2018 (FRESHMAN): Did not play during the 2018 season.

HIGH SCHOOL: Three-year football letterwinner at Vandegrift High School in Austin, Texas ... Hauled in 74 receptions in 12 games in 2017, totaling 946 yards for an average of 12.8 yards per catch ... Also scored 11 touchdowns, helping the Vipers to a second round berth in the 2017 Texas High School Football State 6A Championships ... Accumulated 1,765 receiving yards over his three years on varsity, catching 135 passes with 17 receiving touchdowns ... Also competed for the track & field team in the 300-meter hurdles and the long jump.



28 REID BAUER

P | 5-11 | 198 | Sophomore
Magnolia, Texas | Magnolia HS

2018 (FRESHMAN): Played in all 12 games during his freshman season with the Razorbacks ... Recorded 56 punts, traveling a total distance of 2,176 yards for an average of 38.9 yards per punt ... Highest average yardage by a Razorback specialist since 2016 ... Placed 14 punts inside the opponent 20-yard line, with all four of his punts against Tulsa (Oct. 20) landing inside the 20-yard marker ... Had five games with multiple kicks inside the 20-yard line, also accomplishing the feat at Colorado State (Sept. 8), vs. Ole Miss (Oct. 13), against LSU (Nov. 10) and at Missouri (Nov. 23) ... Launched a season-long 64-yard punt against the Rebels in Little Rock, while averaging a season-best 47.5 yards per punt ... It was one of four to travel over 50 yards in 2018 ... Booted two 50-yard punts against Texas A&M on Sept. 29 in Arlington ... Matched a season-high of eight attempts in that contest vs. the Aggies, totaling 346 yards for a clip of 43.3 yards per punt ... Performance against Texas A&M earned him a 72.2 grade from Pro Football Focus, his highest marks of the year ... Also hit a 53-yard punt in the season finale at Missouri in Columbia ... Punted eight times against the Tigers, finishing the year with three games of eight punts, the other coming on the road at Auburn on Sept. 22 ... Capped his freshman campaign with a 61.2 overall grade from PFF.

HIGH SCHOOL: Three-year letterwinner at Magnolia High School in Magnolia, Texas ... Recorded 27 punts as a senior in 2017, traveling a distance of 1,115 yards for an average of 41.3 per kick ... Pinned 10 kicks inside the 20-yard-line, while hitting a career-long 62 yards ... 2017 Texas All State Honorable Mention Punter ... Named to the All-Greater Houston second team by the Houston Chronicle for his senior year performance ... Participated in the Blue-Grey All-American game in Jacksonville, Florida ... Totaled 29 punts the year before over 12 games, averaging 38.9 yards per kick after accumulating 1,127 yards overall ... Hit a season-long 56-yard punt and dropped nine inside the opponent 20-yard line ... First Team 2016 20-5A All-District Punter ... Also played outside linebacker for the Bulldogs, racking up 83 total stops, 50 solo, with 11 tackles for loss and 3.0 sacks during his high school career ... Second Team 2016 20-5A All-District Linebacker ... Earned a five-star rating from Kohl's Kicking and the No. 14 punter in the nation.

BAUER'S CAREER PUNTING STATS

	GP	NO	YDS	AVG	LG	TB	FC	120	50+
2018	12	56	2176	38.9	64	1	23	14	4
TOTAL	**12**	**56**	**2176**	**38.9**	**64**	**1**	**23**	**14**	**4**


WE'RE READY FOR KICKOFF. ARE YOU?
5
HOG CENTRAL



86 JAMARIO BELL

DL | 6-5 | 265 | Senior
Junction City, Ark. | Junction City HS

2018 (JUNIOR): Played in 11 of 12 games during his junior season with the Razorbacks, totaling 219 snaps, including 184 on the defensive line, according to Pro Football Focus ... Recorded 20 tackles, 11 solo, with one tackle for loss going for five yards coming against Ole Miss on Oct. 13 in Little Rock ... Also credited with a quarterback hurry and forced a fumble against the Rebels at War Memorial Stadium ... One of 11 Razorbacks with a forced fumble in 2018 and one of four to accomplish the feat in SEC action ... Racked up four tackles in the season opener against Eastern Illinois, two solo ... Posted multiple-tackle performances in five more games, with back-to-back games of with two solo tackles against LSU (Nov. 10) and on the road at Mississippi State (Nov. 17) ... Consistently put together defensive tackling grades in the mid-70s, including a 78.6 mark from PFF in the season opener vs. EIU ... Notched a season-best 77.3 grade on defense at Colorado State, wrapping up the 2018 campaign at 65.5 over his 11 games played ... Part of a defensive crew that racked up 882 total tackles over the course of the season.

2017 (SOPHOMORE): Missed the first 10 weeks of the season due to a foot injury sustained during fall camp ... Saw action on special teams in the last two games of the season against No. 16 Mississippi State (Nov. 18) and Missouri (Nov. 24).

2016 (REDSHIRT FRESHMAN): Moved from tight end to linebacker during 2017 spring workouts ... Didn't see any game action.

2015 (FRESHMAN): Transitioned from defensive line to tight end during 2016 spring workouts ... Redshirted during initial year with the program.

HIGH SCHOOL: A consensus four-star prospect by Rivals, ESPN, Scout and 247Sports ... Ranked the No. 172 player in the nation, the No. 17 defensive end and second-best player in the state of Arkansas by Scout ... Listed at No. 238 in the Rivals250, the No. 4 player in Arkansas and No. 11 weak side defensive end in the country according to Rivals ... ESPN ranked him at No. 274 in the ESPN 300, the No. 24 defensive end nationally and the No. 4 player from Arkansas ... Ranked the No. 4 player in Arkansas and No. 15 strong side defensive end in the nation by 247Sports ... The No. 219 player nationally, No. 13 strong side defensive end and No. 4 player in Arkansas according to 247Sports Composite, a combined index of national recruiting rankings ... As the No. 4 player in the Natural 21 by HawgSports.com ... Named to the Associated Press Arkansas Super Team at defensive end in 2014 ... Earned Arkansas Class 2A Region 8 all-state honors ... Recognized on All-ArkansasVarsity.com's first team as a senior ... Helped lead Junction City to the Arkansas class 2A state championship in 2014 ... The Junction City defense shut out six opponents en route to a perfect 13-0 record ... Totaled 76 tackles, including 12.0 for loss, seven sacks and one fumble recovery as a senior ... Also caught nine passes for 131 yards (14.6 avg.) and two touchdowns on offense ... As a junior, tallied 93 tackles, including 15.0 for loss, and four sacks ... Posted 81 tackles, including 12.0 for loss and two interceptions as a sophomore in 2012 ... Won three state championships during his high school career ... Also played basketball and ran track ... Coached by David Carpenter ... Chose Arkansas over Louisville, Auburn, Tennessee, Ole Miss and Mississippi State.

PERSONAL: Born on June 5, 1996 ... Son of Helen Bell ... Recreation and sport management major.

BELL'S CAREER DEFENSIVE STATS

	GP/GS	UT	AT	TOT	TFL	SACK	FF/FR	INT	QBH	BRUP
2017	2/0	0	0	0	0.0	0.0	0/0	0	0	0
2018	11/0	11	9	20	1.0	0.0	1/0	0	0	1
TOTAL	**13/0**	**11**	**9**	**20**	**1.0**	**0.0**	**1/0**	**0**	**0**	**1**



SUPERIOR LINE-UP
FLAWLESS EXECUTION





Hugg & Hall Equipment features the equipment brands you know and has had over 60 years of experience planning, practicing, strategizing and making big plays to ensure our customers always come away with a win.

HUGG & HALL
Construction and Industrial Equipment

hugghall.com Arkansas | Oklahoma | Louisianna 888.340.5760



35 MATT BERRY

DB | 5-10 | 200 | Senior
Booneville, Ark. | Ouachita Baptist

2018 (JUNIOR): Played in each of the first three games of the season as a junior for the Razorbacks, primarily on special teams ... Participated in 35 snaps on kick & punt plays according to Pro Football Focus.

OUACHITA BAPTIST: Appeared in six games in 2016, seeing time both in the backfield and on kick returns ... Ran for 86 yards on 22 attempts, with a long of 26 yards against Southern Nazarene on Oct. 27 ... Posted a season-best eight attempts and 36 yards in the contest ... Also returned kicks in the first two games of the year, recording three for 76 yards with a best of 37 yards against ECU in the season opener ... Followed it up with two returns for 39 yards, with a long a 29 yards, at Southeastern Oklahoma on Sept. 10 ... Rushed for 113 yards on 22 attempts in 2015 as a freshman, with a best of eight attempts and 45 yards at Southern Nazarene on Nov. 7 ... Tallied nine tackles on special teams, notching three solo stops against Arkansas-Monticello on Oct. 24.

HIGH SCHOOL: Four-year varsity letterwinner at Booneville High School in Booneville, Arkansas ... Played on both sides of the ball for the Bearcats as a running back and cornerback ... Helped Booneville to the semifinal round of the 2014 Arkansas 3A High School Playoffs and a state championship in 2013 ... Also lettered in track as a sprinter and horizontal jumper.



24 LADARRIUS BISHOP

DB | 6-0 | 193 | Redshirt Freshman
Ashdown, Ark. | Ashdown HS

2018 (FRESHMAN): Played in two games in his first season with the Razorbacks ... saw action against North Texas on Sept. 15 and LSU on Nov. 10 ... Totaled four snaps, three in punt return and one in defensive coverage against a Tiger receiver.

HIGH SCHOOL: A four-star recruit according to Rivals ... Rated as the No. 2 player in the state of Arkansas and the No. 28 cornerback in the nation by Rivals ... Three-Star prospect by ESPN and 247Sports ... Rated by 247Sports Composite rankings as the No. 5 player in the state and No. 49 cornerback nationally ... Ranked as the No. 69 cornerback nationally by ESPN ... Played in the Offense-Defense All-American Bowl in New Orleans on Dec. 29 ... Clocked under 4.4 in the 40-yard dash ... As senior, rushed for 249 yards and three TDs on just 25 carries ... Added 29 receptions for 485 yards and five touchdowns ... Averaged 13.6 yards per touch on offense ... Had nine tackles and two interceptions on defense ... As a junior, registered 36 tackles, one INT and five pass breakups ... Added 406 receiving yards and four TDs to go along with 136 rushing yards and one TD ... Chose Arkansas over Florida, Mississippi State, Oklahoma State, Baylor, Memphis, Purdue, Illinois, Iowa State and others.

BISHOP'S CAREER DEFENSIVE STATS

	GP/GS	UT	AT	TOT	TFL	SACK	FF/FR	INT	QBH	BRUP
2018	2/0	0	0	0	0	0.0	0/0	0	0	0
TOTAL	**2/0**	**0**	**0**	**0**	**0**	**0.0**	**0/0**	**0**	**0**	**0**



15 SIMEON BLAIR

DB | 5-10 | 200 | Redshirt Freshman
Pine Bluff, Ark. | Pine Bluff HS

2018 (FRESHMAN): Did not appear in any games during the 2018 season.

HIGH SCHOOL: Varsity letterwinner at Pine Bluff High School in Pine Bluff, Arkansas, as a quarterback and defensive back ... Threw for over 1,641 yards and 20 touchdowns on 102 completions, averaging 182.3 yards per game, helping the Zebras to the second round of the 2016 Centennial Bank State Playoffs.

PHILIPS

We put **innovation** first, and you take home the **win.**

At Philips, we listen to your needs and respond with innovative solutions that improve your life.

Learn more about our full lineup of products at **www.philips.com**

#1 electric toothbrush*
Philips Sonicare

#1 baby bottle*
Philips Avent

#1 electric shaver*
Philips Norelco



innovation you

*Based in part on data provided by Nielsen through its syndicated data service for the Baby Feeding, Electric Toothbrush and Electric Shaver categories for the 52 week period ending February 2017 for the xAOC market.

PHILIPS



5 RAKEEM BOYD

RB | 6-0 | 213 | Junior
Stratford, Texas | Independence (Kan.) CC

2018 (SOPHOMORE): Played in all 12 games in his first season with the Razorbacks, starting each of the last eight in the backfield ... Named Darren McFadden Running Back of the Year from the Little Rock Touchdown Club on Jan. 10 ... Totaled 309 offensive snaps, according to Pro Football Focus ... Recorded a team-best 123 attempts for 734 yards, averaging 6.0 per carry and 61.2 per game, with two touchdowns ... Effective catching passes as well, hauling in 23 for 165 yards, ranking third in receptions ... Led the team in all-purpose yards with 899, putting together a clip of 74.9 per game ... Ranked 13th in the SEC in rushing yards and 10th in yards per carry ... Rattled off the longest play from scrimmage all year against Ole Miss in Little Rock on Oct. 13 on a 69-yard touchdown run ... Increased his total number of rushes in each of his first five games with a carry, opening the year with six and seven against Eastern Illinois and Colorado State, respectively ... Broke out with eight carries for 66 yards on the road at Auburn on Sept. 22 ... Also caught two passes for 39 yards against the Tigers ... Followed it up with a 10 carry, 47-yard game on the ground with four catches and 33 yards against his former team Texas A&M in Arlington on Sept. 29 ... Posted his first 100-yard rushing game as a Razorback against No. 1 Alabama on Oct. 6, totaling 102 yards on 15 carries ... His performance against the Crimson Tide made him the first Razorback to record 100+ yards against Alabama since Darren McFadden's 195 in 2007 ... Only the 15th player since 2007 to rush for 100 or more yards and the fourth to average 6.8 or more yards per carry on more than 15 carries against Alabama ... Also became the 20th player under head coach Chad Morris to record a 100-yard rushing performance ... Carried that momentum into another 100-yard game against Ole Miss the following week, totaling 109 yards on seven carries, all coming in the first half, including his first touchdown of the year ... First Razorback to rush for 100 yards in back-to-back games since Rawleigh Williams III in 2016 ... Came one yard shy of his third consecutive 100-yard game against Tulsa, hitting 99 yards on 22 carries, but passed the threshold against Vanderbilt with 113 yards on 19 touches, recording his second touchdown of the year on a five-yard run in the first quarter ... His three 100-yard performances make him the 38th Razorback with at least three over their Arkansas careers ... Totaled 84 yards on 14 carries at Mississippi State on Nov. 17 and had five carries to finish up the season at Missouri ... Turned in his best PFF grade against the Bulldogs with a 79.6 run mark and an overall grade of 78.3 for the contest ... Part of a receiving corps that put up 2,307 yards through the air and 17 touchdowns, as well as a tailback unit that went for 1,721 rushing yards and 11 TDs.

PRIOR TO ARKANSAS: No. 3 JUCO running back nationally, according to 247Sports ... Out of high school, was a four-star prospect by ESPN and Rivals, ESPN top 300 recruit, consensus top-25 running back with a best of No. 8 by Rivals ... Rushed for 1,211 yards and 14 touchdowns in 10 games at Independence in 2017, posting 6.3 yards per carry ... Averaged 121.1 yards rushing per game ... Topped 100-plus yards on the ground in five games, highlighted by a 215-yard performance at Northeastern Oklahoma A&M College and a 303-yard effort against Coffeyville Community College ... In the regular-season finale on Nov. 11, rushed for 303 yards and a touchdown on 34 carries ... In the Midwest Classic Bowl on Dec. 3, had 215 yards and three scores on 35 carries and was named offensive MVP of the game ... Logged a rushing touchdown in six games and multiple touchdowns in four games ... Posted a season-high four rushing touchdowns against Ellsworth Community College ... Rushed for 6,436 yards and 80 touchdowns in his high school career ... Helped Stratford reach the state semifinals in 2013 and the regional quarterfinals in 2014 and 2015 ... Named the District 19-5A Overall MVP as a senior in 2015 ... Was the District 19-5A Co-MVP as a junior and ran for 2,519 yards and 29 touchdowns on 246 carries, averaging over 10 yards per carry in 2014 ... Earned First-Team All-State honors from the Texas Sports Writers Association ... Earned first-team all-district honors and Associated Press All-State Honorable Mention honors as a sophomore in 2013 ... Rushed for 1,621 yards and 19 scores ... Saw time on varsity as a freshman in 2012 ... Coached by Eliot Allen at Stratford High School ... Spent his freshman season at Texas A&M before transferring to Independence ... Out of high school chose Texas A&M over Arizona State, Michigan, Missouri and Nebraska ... Chose Arkansas over offers from Arizona State and Colorado.

PERSONAL: Son of Veronica Bowman ... Has three siblings, Robbie, Rashad, Destiny... Brother Rashad is a sprinter for the Arkansas track & field team.

BOYD'S CAREER RUSHING/RECEIVING STATS

	RUSHING						RECEIVING				
	GP/GS	RUSH	YDS	AVG	TD	LNG	REC	YDS	AVG	TD	LNG
2018	12/8	123	734	61.2	2	69	23	165	7.2	0	38
TOTAL	**12/8**	**123**	**734**	**61.2**	**2**	**69**	**23**	**165**	**7.2**	**0**	**38**





21 MONTARIC BROWN

DB | 6-0 | 187 | Sophomore
Ashdown, Ark. | Ashdown HS

2018 (REDSHIRT FRESHMAN): Played in 11 games, starting three, as a true freshman for the Razorbacks in 2018 ... Totaled 203 defensive snaps, with 117 coming in run defense, a category he graded out at 66.7 according to Pro Football Focus ... Recorded nine tackles, eight unassisted, with one pass breakup coming in the season finale at Missouri on Nov. 23 ... Opened the season with two tackles against Eastern Illinois (Sept. 1), then posted one in each game against Alabama (Oct. 6) and Tulsa (Oct. 20), before posting a season-best of five unassisted in the finale in Columbia ... Tallied tackling grades of 73.5 or better in three of the four games he was credited with a stop ... Wrapped his first collegiate season with a 63.6 defensive grade from PFF.

2017 (FRESHMAN): Redshirted during his first year on campus.

HIGH SCHOOL: Consensus four-star prospect by ESPN, Rivals, Scout and 247Sports ... No. 1 ranked player in Arkansas by Rivals, Scout and 247Sports ... Tabbed a top 200 player in the Class of 2017 by ESPN, Rivals and 247Sports ... Ranked the No. 113 overall prospect and No. 12 safety by 247Sports ... Earned a scout grade of 82 and the No. 191 position on the ESPN300 as the No. 12 safety ... Pegged the No. 172 overall prospect and No. 16 safety by Scout ... Tabbed the No. 163 overall prospect, No. 18 safety and the top player in the state of Arkansas in the 247Sports Composite ranking ... Played for the East Team at the U.S. Army All-American game making three tackles in the 27-17 win over the West ... Made 110 tackles and recorded seven interceptions as a senior at Ashdown High School ... Returned one interception for a 71-yard TD while also hauling in 52 receptions on offense for 813 yards and seven scores ... As a junior in 2015, he recorded 122 tackles and five interceptions, highlighted by three for touchdowns ... Also had seven total TDs on offense and kick returns ... Chose Arkansas over Alabama, Auburn, LSU, Oklahoma, Oklahoma State, Baylor, Missouri and others.

PERSONAL: Born on Aug. 24, 1999 ... Son of Danica Richard and Patrick Brown, and stepson of Eddie Richard.

BROWN'S CAREER DEFENSIVE STATS

	GP/GS	UT	AT	TOT	TFL	SACK	FF/FR	INT	QBH	BRUP
2018	11/3	8	1	9	0.0	0.0	0/0	0	0	1
TOTAL	**11/3**	**8**	**1**	**9**	**0.0**	**0.0**	**0/0**	**0**	**0**	**1**

HOG POD
WITH BO MATTINGLY









DIVE DEEP WITH BO ON THE STORIES THAT MATTER TO RAZORBACK FANS!

HOW TO DOWNLOAD (FREE)

Download on the App Store — If you have an... **iPhone**

1. Locate the Podcast app on your home screen(s) and click to open
2. Click the search icon along the bottom and select the search bar
3. Type "The Hog Pod with Bo Mattingly" into the search bar and click search
4. Click The Hog Pod under available Shows
5. Click the purple "Subscribe" button
6. The app will now automatically download new episodes and send you a notification when they become available

GET IT ON Google Play — If you have an... **Android**

1. Locate the Google Play Music app on your home screen(s) and click to open
2. In the top portion of the screen, click the seach bar to open
3. Type "The Hog Pod with Bo Mattingly" into the search bar and click search
4. Click The Hog Pod under available Podcasts
5. Click the "Subscribe" button directly under the orange "Read More" option
6. The app will now automatically download new episodes and send you a notification when they become available

PRESENTED BY

Arkansas Scholarship Lottery

FirstSecurity Bank

DOWNSTREAM RESORT

RETURNING PLAYERS



54 AUSTIN CAPPS

OL | 6-4 | 304 | Senior
Star City, Ark. | Star City HS

2018 FALL SEC ACADEMIC HONOR ROLL
2017 FALL SEC ACADEMIC HONOR ROLL
2016-17 FIRST-YEAR SEC ACADEMIC HONOR ROLL

2018 (JUNIOR): Played in 11 of 12 games as a junior for the Razorbacks in his first year on the offensive line ... Totaled 193 snaps, with 151 coming at left guard and 42 at right guard, according to Pro Football Focus ... Participated in 40 or more snaps in three games, with a season-high 45 coming against North Texas on Sept. 15 ... Recorded four pass blocking grades over 73.0 (PFF), including two in the 80s – 80.3 at Colorado State (Sept. 8) and 82.5 against Vanderbilt (Oct. 27) ... Posted a season-best 71.1 in run blocking plays in the season finale at Missouri, where he played 40 snaps at LG ... Helped the Arkansas offense to 4,028 yards of total offense and 28 touchdowns, with 2,307 yards and 17 scores coming through the air.

2017 (SOPHOMORE): Appeared in all 12 games with no starts ... Nearly doubled his tackles from his freshman season with 22 on the year, including 1.5 sacks, across 272 defensive snaps ... Made at least one tackle in 10 games ... vs. No. 23 TCU (Sept. 9): Had three tackles and 0.5 sacks ... vs. Texas A&M (Sept. 23): Recorded a sack to end a drive in the first quarter and finished with three tackles ... vs. Missouri (Nov. 24): Logged a career-high in tackles (7) in the season finale.

2016 (FRESHMAN): Played in 12 of 13 games ... Totaled 12 tackles, including 1.5 for loss and 0.5 sacks ... Recorded at least one tackle in nine games ... Made a tackle in each of his first five games ... Tallied 0.5 tackles for loss in three games, including two SEC contests ... vs. Texas State (Sept. 17): Picked up his first career half-sack in the first quarter on a third-and-five play to help force a punt ... vs. No. 1 Alabama (Oct. 8): Logged two tackles, including 0.5 for loss on third-and-three in the fourth quarter to help set up a punt ... vs. No. 11 Florida (Nov. 12): Made 0.5 tackles for loss in the second quarter.

HIGH SCHOOL: A four-star recruit by ESPN, Scout and 247Sports ... Ranked the No. 173 overall player in the class and No. 19 defensive tackle by Scout ... Tabbed a top 300 player by 247Sports at No. 223 and the No. 2 player in the state of Arkansas ... Consensus top four player in the state and the top defensive tackle ... Four-star ESPN ranking came with a grade of 80 ... Named to the All-Arkansas Preps first team and Hawgs247 Class of 2016 All-State squad in 2015 ... Earned Defensive MVP honors at the U.S. Army All-American Combine from 247Sports in 2015 ... Totaled over 350 tackles, including more than 60 for loss, and 24 sacks the last three seasons at Star City ... Collected 122 tackles, including 26 for loss, and eight sacks to help Star City to a 9-4 record in 2015 under head coach Jeff Furneaux ... Also played on the offensive line at Star City with 113 pancake blocks ... Followed breakout sophomore season with 129 tackles and nine sacks as a junior ... Named an Arkansas Democrat-Gazette Super Sophomore after recording 117 tackles, including 21 for loss and seven sacks ... Blocked four kicks and two punts over his career ... Started every game after being called up from junior high in 2012 ... Won a Class 4A state title in baseball as a junior while batting .415 with five home runs and 31 RBIs ... Hit .421 as a junior and .471 as a freshman ... Chose Arkansas over Ole Miss, Mississippi State and Louisville.

PERSONAL: Born on Aug. 21, 1997 ... Son of Thea and the late Greg Capps ... Has a younger sister, Mary Catherine ... His uncle Reece Parham, aunt Susie Chastain Parham and cousin Adam Parham all graduated from the University of Arkansas ... Agricultural business major.



66 TY CLARY

OL | 6-4 | 285 | Junior
Fayetteville, Ark. | Fayetteville HS

2018 (SOPHOMORE): Played in all 12 games for the Razorbacks in 2018, starting each of the last 11 contests on the offensive line ... Appeared in the season opener, but started at left guard against Colorado State and North Texas before finishing out the year as the team's center ... Totaled 674 snaps on the line, with 366 coming in pass protection, according to Pro Football Focus ... Finished fourth on the team in total snaps played, with games over 70 on five different occasions, putting up season-highs of 74 at Auburn (Sept. 22) and at home against Alabama (Oct. 6) ... Began the year with an 84.7 offensive grade from PFF, including an 83.3 mark in run blocking ... Racked up grades over 80.0 in pass protection twice, grading out at 84.6 against Ole Miss in Little Rock (Oct. 13) and a season-best 86.8 at Mississippi State (Nov. 17) ... Almost tripled his time spent on the field from his freshman year, where he played just 230 snaps on the offensive line ... Helped the Arkansas offense to 4,028 yards of total offense and 28 touchdowns, with 2,307 yards and 17 scores coming through the air.

2017 (FRESHMAN): Played in seven games overall, including starts in the first four at right guard ... Saw action in 230 snaps, including 115 in pass protection ... Earned a 77.6 overall grade from Pro Football Focus ... Did not allow a sack on the year ... Allowed only two quarterback hits and five quarterback hurries ... Committed only one penalty ... Credited with a 79.9 run-blocking grade by PFF ... Became the first true freshman offensive lineman to start a season opener since Mitch Smothers, who started at left tackle in 2011 ... vs. Florida A&M (Aug. 31): Started at right guard and allowed zero pressures on 24 pass-blocking attempts in his debut ... Earned a season-high 87.4 game grade by PFF ... vs. No. 23 TCU (Sept. 9): Posted his best pass-blocking grade of the year (82.3) by PFF in his second career start at right guard ... Totaled 58 snaps, including 34 in pass protection ... Allowed only one pressure.

HIGH SCHOOL: A three-star recruit according to 247Sports ... Rated the No. 15 offensive guard in the state of Arkansas ... A three-year varsity letter winner and two-year starter who helped Fayetteville High School become one of state's top offenses ... Helped Fayetteville High School to two-consecutive Class 7A state titles his junior and senior years ... Served as a team captain in 2016 ... Tabbed the Class 7A All-State Outstanding Offensive Lineman ... Named to the Arkansas Democrat-Gazette All-Arkansas Preps first team ... Earned Class 7A-West All-Conference honors in both 2015 and 2016 ... Named to the KURM Radio 2016 Dream Team ... Coached by Bill Blankenship ... Member of USA Football's International Federation of American Football (IFAF) Under-19 World Championships team in China ... Member of the track and field team ... Chose Arkansas over Cincinnati, Kansas, Tulsa, Air Force, Arkansas State and others.

PERSONAL: Born on May 7, 1999 ... Son of Jennifer and Josh Clary ... Has one sister, Emma ... Mother, Jennifer, was a member of the swim team at John Brown University from 1995-96 ... Father, Josh, played soccer at John Brown University from 1992-96 and went on to earn his master's degree at the University of Arkansas in 2000 ... Grandfather, Larry Clary, played cornerback at Arkansas A&M from 1966-70 ... Aunt, Sarah Clary Rogers, played soccer at University of the Ozarks from 1996-2000 ... Undecided on a major.





Burgers, brats, steaks, and chops – you name it, Weber® Seasonings' new flavors are perfect on all of your grilled creations! Whether you're looking for heat or something new and exotic, Weber® Seasonings takes your tailgate to the championship!

weber SAUCES & SEASONINGS

www.weberseasonings.com

Tone's SINCE 1873

www.tones.com

FIND RECIPES AND MORE AT COOKWITHTONES.COM

© 2019 B&G Foods, Inc.

Weber, the kettle configuration and the kettle silhouette are registered trademarks of Weber-Stephen Products LLC. Used under license. All rights reserved.



57 SHANE CLENIN

OL | 6-6 | 302 | Sophomore
Festus, Mo. | Jefferson HS

2017 FALL SEC ACADEMIC HONOR ROLL

2018 (REDSHIRT FRESHMAN): Played in seven games as a Redshirt Freshman for the Razorbacks in 2018, starting the season opener at left tackle ... Appeared in each of the last five games, while also entering in the matchup with Texas A&M in Arlington on Sept. 29 ... Totaled 61 snaps according to Pro Football Focus, including a season-high 50 against Eastern Illinois ... Graded out at 69.9 overall in the contest against the Panthers, putting up a season-high 72.9 in pass protection in week one ... Helped the Arkansas offense to 4,028 yards of total offense and 28 touchdowns, with 2,307 yards and 17 scores coming through the air.

2017 (FRESHMAN): Redshirted during his first year on campus.

HIGH SCHOOL: Enrolled in January 2017 and participated in spring practice ... Consensus three-star prospect by ESPN, Rivals, Scout and 247Sports ... Rated the No. 1 offensive tackle in the state of Missouri by Scout ... Tabbed the No. 6 player in the state by ESPN and No. 8 by both 247Sports and Rivals ... Ranked the No. 59 player at his position in the class according to Scout, No. 68 by ESPN and No. 92 by 247Sports ... Coached by Alex Rouggly ... The first-ever Division I signee from Jefferson High School ... Led an offensive line that blocked for a rushing attack that totaled 3,700 yards in two years ... Named to the all-conference first team and all-district second team as an offensive tackle in 2016 ... Also earned a spot on the all-region first team as both an offensive and defensive tackle ... Earned academic all-state honors for three straight years ... Played in the Offense-Defense All-American Bowl Week in Atlanta on Dec. 29 ... Helped the Blue Jays to a 6-4 record with a 4-2 mark in district play in 2016 ... Racked up 60 pancake blocks ... Paved the way for the offense to average 381 yards rushing per game ... Recorded 33 total tackles, including four tackles for loss ... Picked up all-conference, all-region, all-district and all-state honors as both an offensive and defensive tackle during his junior season in 2015 ... Helped Jefferson High School to a Class 2 District runner-up finish ... Earned all-conference and all-district status as a sophomore defensive lineman in 2014 ... Three-year member of the track team and one-year member of the basketball team ... Picked Arkansas over scholarship offers from Indiana, Northwestern, Iowa State, New Mexico, Colorado State and others.

PERSONAL: Born on March 26, 1999 ... Son of Chris and Darla Clenin ... Father, Chris, played football at Southeast Missouri State from 1985-88 ... Has an older brother, Stefan ... Engineering major.



2 KAMREN CURL

DB | 6-2 | 198 | Junior
San Diego, Calif. | Muskogee (Okla.) HS

2018 (SOPHOMORE): Started all 11 games he played in for the Razorbacks in 2018 at strong safety, missing the season finale at Missouri ... Totaled 722 snaps on defense, according to Pro Football Focus, with 362 coming in run defensive schemes ... Tallied 70 or more plays in four games, including a season-high 76 against Texas A&M in Arlington on Sept. 29 ... Finished fourth on the team in tackles with 53, including 27 solo ... Broke up five passes, while also forcing a fumble against North Texas and was credited with a quarterback hurry ... Recorded at least three tackles in every game played, with five or more tackles coming in six contests ... Racked up a season-high nine stops at Auburn on Sept. 22, including four solo tackles ... Also posted five tackles against North Texas (Sept. 15), Alabama (Oct. 6), Ole Miss (Oct. 13) and LSU (Nov. 10), as well as a seven-spot against Vanderbilt on Oct. 27 ... Opened the year with an overall grade of 70.0 against Eastern Illinois, with a 78.8 tackling mark (PFF) ... Put together his best defensive grade of 73.7 against North Texas, as his high-spot came in coverage at 74.6 ... His top tackling marks came against the Aggies at AT&T Stadium, sitting at 81.9, while also piecing together a 78.8 grade in the category against Tulsa on Homecoming ... Finished out the year with a 70.5 overall defensive mark ... Helped Arkansas to a total of 882 tackles on the season and 15 forced fumbles as a unit.

2017 (FRESHMAN): Started 11 of 12 games at cornerback ... Stepped into the starting role when junior Ryan Pulley went down with an injury in the season opener ... Played the second-most snaps among all SEC true freshman cornerbacks (690) ... Finished sixth on the team and tied for fourth among SEC freshmen in tackles (46) and tied for the team lead in pass breakups (8) ... His eight pass breakups were the most by an Arkansas freshman since 2001 when Lawrence Richardson led the team with 17 ... Broke up at least one pass in six games ... His 46 tackles were the most by a Razorback freshman defensive back since 2012 ... One of 10 players, including two true freshmen, to finish the season with 45+ tackles and eight pass breakups ... vs. Texas A&M (Sept. 23): Logged a season-high eight tackles ... At South Carolina (Oct. 7): Broke up a season-high three passes and finished with two tackles.

HIGH SCHOOL: Consensus three-star prospect by ESPN, Rivals, Scout and 247Sports ... Top 10 player in the state of Oklahoma by ESPN, Rivals and 247Sports ... Tabbed the No. 7 player in Oklahoma and No. 41 safety in the class by Rivals ... Listed the No. 44 safety in the class and top safety in Oklahoma by Scout ... Rated the No. 9 player in Oklahoma and No. 52 athlete in the 2017 class by ESPN ... Top 10 player in the state and No. 42 athlete in the 247Sports Composite ranking ... Coached by Rafe Watkins at Muskogee High School ... Turned two of his three interceptions into touchdowns as a senior ... Totaled 89 tackles and six pass breakups tackles to help lead the Roughers to a 9-2 record and the Class 6II semifinal ... Also hauled in 46 catches for 533 yards and six TDs on offense ... Named to the Muskogee Phoenix All-Area team as a defensive back and to Scout's All-Midlands team as an athlete ... Recorded 75 tackles, three interceptions and two pass breakups as a junior ... Totaled 52 tackles and two pass breakups as a sophomore ... Also competed on the track and field team ... Chose Arkansas over Oklahoma, Ole Miss, Texas, TCU, Baylor, Nebraska, Houston, Texas Tech, Washington State, Illinois and others.

PERSONAL: Born on March 31, 1999 ... Son of Adrienne and Greg Curl ... Has two sisters: Iyanna and Nya Curl ... Communication major.

CURL'S CAREER DEFENSIVE STATS

	GP/GS	UT	AT	TOT	TFL	SACK	FF/FR	INT	QBH	BRUP
2017	12/11	32	14	46	0.0	0.0	0/0	0	0	8
2018	11/11	27	26	53	0.0	0.0	1/0	0	1	5
TOTAL	**23/22**	**59**	**40**	**99**	**0.0**	**0.0**	**1/0**	**0**	**1**	**13**



TOUCHDOWN ARKANSAS!


SPORTS
Arkansas Democrat Gazette
SUNDAY, OCTOBER 21, 2018
Kershaw comes in, lifts Dodgers to WS
No. 2 Ohio State falters at Purdue
Hurricane a breeze
Six-game skid snaps on shutout

+ MORE COVERAGE

Pick up the *Arkansas Democrat-Gazette* for in-depth analysis before the game and complete coverage after the game.

+ MORE ONLINE

Visit **wholehogsports.com** for up-to-date Razorback news, and view comments and feedback from fans across the state.

Call 1-800-482-1121 or visit www.arkansasonline.com/subscribe to SUBSCRIBE TODAY!



#1 your RAZORBACK source

Arkansas Democrat Gazette
Arkansas' Best News Source



20 JORDON CURTIS

RB | 6-0 | 176 | Sophomore
Jenks, Okla. | Jenks HS

2018 (REDSHIRT FRESHMAN): Played in the season opener against Eastern Illinois during his Redshirt Freshman season with the Razorbacks in 2018 ... Totaled two snaps on the punt return unit in the game, according to Pro Football Focus.

2017 (FRESHMAN): Redshirted during initial year with the program.

HIGH SCHOOL: A consensus three-star prospect by ESPN, 247Sports, Rivals and Scout ... Ranked the No. 16 player in the state of Oklahoma by 247Sports, No. 17 by Rivals and No. 19 by ESPN ... Rated the No. 3 cornerback in the state of Oklahoma by Scout as well as the No. 7 midland cornerback ... Tabbed the No. 40 cornerback in the class by Scout ... Played both running back and cornerback at Jenks High School ... Part of three state champion football teams at Jenks High School ... Helped Jenks High School to an 11-1 overall record and an appearance in the Oklahoma Class 6A-1 state semifinal ... Named to the 6A-1 All-District team ... Had 22 tackles and four interceptions, including three returned for touchdowns ... Racked up 1,288 all-purpose yards to average 161.0 per game ... Rushed 63 times for 784 yards and a 12.4 yard per carry average ... Found the end zone nine times on the ground ... Caught 8 of 12 targets for 177 yards and a TD ... Had 167 yards and one TD on four kickoff returns ... Scored the game-winning touchdown from 7-yards out with 1:14 left to lift Jenks High School past Union 35-28 in the MidFirst Backyard Bowl, while playing through a thumb injury ... As a junior, rushed for 781 yards and 12 TDs ... Added 308 receiving yards and two TDs on 14 receptions ... Named to the All-State team as a defensive back after recording 23 tackles, 10 pass breakups and two interceptions, including one returned for a score ... Had eight rushes for 133 yards and a TD to go along with a 46-yard reception and a key pass breakup in a 33-17 win against Union in the Class 6A-1 semifinals ... Rushed four times for 105 yards, including an 80-yard touchdown run in the 41-23 season-opening win over No. 5 Owasso ... Also caught two passes for 26 yards and took an interception back 30 yards for a score ... Played 13 games as a sophomore ... Tallied 34 stops and one interception, including one returned for a TD ... Also had 2.0 tackles for loss and forced a fumble ... Carried the ball 11 times for 169 yards and three TDs ... Returned six kickoffs for 138 yards and a touchdown ... Coached by Allan Trimble ... Also played basketball and was a member of the track and field team at Jenks High School ... Chose Arkansas over offers from Kansas State, Texas Tech, Purdue, Illinois, Iowa State and others.

PERSONAL: Born on Dec. 24, 1998 ... Son of Connie and Louis Curtis ... Father, Louis, played football at Wisconsin and Tulsa and is a member of the University of Tulsa Hall of Fame ... Has a younger sister, Mya ... Undecided on a major.



22 DEON EDWARDS

LB | 6-1 | 220 | Junior
Clermont, Fla. | Lake Minneola HS

2018 (SOPHOMORE): Played in all 12 games for the Razorbacks in 2018, primarily on special teams ... Totaled 161 snaps over the course of his sophomore campaign, according to Pro Football Focus ... Recorded five tackles, one solo and 0.5 for loss, with the latter coming in the season opener against Eastern Illinois ... Posted two tackles in that contest vs. the Panthers, then followed it up with another two-tackle performance on the road at Colorado State on Sept. 8 ... Notched his final stop of the season in week three against North Texas ... Earned his best special teams grades from PFF in the first game of the year with a mark of 77.1, as two of his tackles came on the specialist units ... Part of a defensive crew that racked up 882 total tackles over the course of the 2018 campaign.

2017 (REDSHIRT FRESHMAN): Played in nine games, primarily on special teams ... Recorded six tackles – five on special teams and one on defense – in late-game action in the season opener against Florida A&M (Aug. 31).

2016 (FRESHMAN): Redshirted during initial year with the program.

HIGH SCHOOL: A consensus three-star by ESPN, Rivals, Scout and 247Sports ... Ranked as a top 75 safety in the class by ESPN, 247Sports and Scout with a best of No. 49 by ESPN ... Tabbed the No. 113 player in the state of Florida by ESPN ... Listed as the No. 115 player in the state by 247Sports ... Three-star ESPN ranking came with a grade of 77 ... Named Daily Commercial All-Area Defensive Player of the Year ... Earned Class 7A Associated Press All-State third team honors ... Finished senior year with 115 total tackles, including 13 for loss, three pass breakups and one interception ... Helped lead Lake Minneola and head coach Walter Banks to a 6-4 record ... As a junior, had 73 tackles, including 10 for loss, one sack and one interception in only eight games ... Tallied 64 total tackles, including one for loss, one sack and seven interceptions as a sophomore ... Has a 34-inch vertical jump ... Also played basketball ... Chose Arkansas over South Carolina, Missouri, Louisville, North Carolina State, South Florida and Indiana.

PERSONAL: Born on Dec. 5, 1997 ... Son of Dwayne Edwards and Lisa Jordan ... Recreation and sport management major.

EDWARDS' CAREER DEFENSIVE STATS

	GP/GS	UT	AT	TOT	TFL	SACK	FF/FR	INT	QBH	BRUP
2017	9/0	3	3	6	0.0	0.0	0/0	0	0	0
2018	12/0	1	4	5	0.5	0.0	0/0	0	0	0
TOTAL	**21/0**	**4**	**7**	**11**	**0.5**	**0.0**	**0/0**	**0**	**0**	**0**

THE ULTIMATE CLEAN TEAM...

SWEEP CLEAN
PowerCorner®
LARGE ANGLE BROOM WITH DUST PAN
CAPTURES DUST & DIRT
reaches into corners & leaves nothing behind

QUICK CLEAN
ProMist® MAX
MICROFIBER SPRAY MOP
ULTRA CONVENIENCE
perfect for splashes, spills & muddy feet

DEEP CLEAN
EasyWring™
SPIN MOP & BUCKET SYSTEM
MAX EFFICIENCY
for a top to bottom whole-house clean



Don't get caught without an EXTRA REFILL!

Available at **Walmart**

O cedar®
Makes Your Life Easier!®

JOIN FORCES AT OCEDAR.COM

a brand of FREUDENBERG



7 JOE FOUCHA

DB | 5-11 | 195 | Sophomore
New Orleans, La. | McDonogh 35 HS

2018 (FRESHMAN): Played in nine games for the Razorbacks in 2018, starting in the season finale at Missouri in the free safety slot ... Totaled 192 snaps played over the course of his freshman campaign, with 141 coming on defense and 51 on special teams, according to Pro Football Focus ... Recorded 11 total tackles, six solo ... Opened the season with two stops against Eastern Illinois (Sept. 1), then had one against North Texas (Sept. 15) and Tulsa (Oct. 20) before a season-high of four at Mississippi State (Nov. 17) and three to end the year at Missouri (Nov. 23) ... Posted his best overall defensive grade of the year against Eastern Illinois with a mark of 78.9 ... Had his top coverage grade come in that contest vs. the Panthers at 82.5 (PFF) ... Put together his top tackling mark at Mississippi State at 78.9, while earning his top run defense grade at 72.6 the following week at Missouri ... Part of a defensive crew that racked up 882 total tackles over the course of the 2018 campaign.

HIGH SCHOOL: Consensus three-star recruit by 247Sports, ESPN and Rivals ... Listed as the No. 548 ranked overall player in the nation, No. 21 ranked player in Louisiana and No. 43 safety according to 247Sports ... Considered the No. 18 player in Louisiana and No. 33 safety by Rivals ... Named to the 2017 LSWA All-State Class 4A Football Team as a senior ... Had 68 tackles, five interceptions, six forced fumbles, four fumble recoveries and 15 pass breakups ... As a junior, had 59 tackles, six interceptions, four forced fumbles, two fumble recoveries and scored five touchdowns in 2016 as a tremendous weapon in the kick return game as well ... Coached by Wayne Reese ... Chose Arkansas over Alabama, Auburn, Texas A&M, LSU, Tennessee, Mississippi State, Ole Miss, Vanderbilt, Texas, Florida State, Michigan, TCU, Baylor, Oregon, Virginia Tech, Arizona and others.

FOUCHA'S CAREER DEFENSIVE STATS

	GP/GS	UT	AT	TOT	TFL	SACK	FF/FR	INT	QBH	BRUP
2018	9/1	6	5	11	0.0	0.0	0/0	0	0	0
TOTAL	**9/1**	**6**	**5**	**11**	**0.0**	**0.0**	**0/0**	**0**	**0**	**0**





48 NICHOLAS FULWIDER

DL | 6-7 | 260 | Redshirt Freshman
Tyrone, Ga. | Sandy Creek HS

2018 (FRESHMAN): Played in one game for the Razorbacks in 2018, appearing in the season opener vs. Eastern Illinois on Sept. 1 ... Totaled five snaps on the defensive line in that contest against the Panthers, according to Pro Football Focus ... Did not record any statistics in the game.

HIGH SCHOOL: Three-star recruit by ESPN, 247Sports and Rivals ... Top-100 player in Georgia by ESPN (No. 73), Rivals (No. 78) and 247Sports (No. 90) ... No. 36 ranked weak-side defensive end in the class by Rivals and the No. 34 strong-side defensive end by 247Sports ... Had 33 tackles, including a sack and four quarterback hurries as a senior in 2017 ... Recorded a strip sack and 4.0 tackles for loss in a 38-0 victory against Creekside ... Recorded 46 tackles and nine sacks as a junior in 2016 ... Chose Arkansas over Mississippi State, Ole Miss, Wisconsin, West Virginia, North Carolina, Duke, Georgia Tech, Iowa State, Iowa, Louisville, Minnesota and others.

FULWIDER'S CAREER DEFENSIVE STATS

	GP/GS	UT	AT	TOT	TFL	SACK	FF/FR	INT	QBH	BRUP
2018	1/0	0	0	0	0.0	0.0	0/0	0	0	0
TOTAL	**1/0**	**0**	**0**	**0**	**0.0**	**0.0**	**0/0**	**0**	**0**	**0**

Game Changing Products For Your Game Day Needs



Use as directed.

Available at these fine Convenience stores

CASEY'S GENERAL STORE

Kum & Go

MURPHY USA



73 NOAH GATLIN

OL | 6-7 | 302 | Redshirt Freshman
Jonesboro, Ark. | Jonesboro HS

2018 (FRESHMAN): Played in four games for the Razorbacks as a freshman in 2018, starting twice at left tackle at Colorado State (Sept. 8) and against North Texas (Sept. 15) ... Totaled 193 snaps on the offensive line over the course of the season, according to Pro Football Focus ... Allowed just two sacks during his time in pass protection ... Participated in 17 plays in the first game of the season, earning a 68.3 run blocking grade from PFF and an overall offensive mark 68.1 ... Hit a season-high 78 snaps at Colorado State the following week after earning the starting nod ... Put together a best of 81.7 in pass protection, to go with a 67.6 run blocking grade to finish out at 68.5, also a 2018-best from the outlet ... Recorded 58 plays the next week against North Texas and did not play again until the final week of the year at Missouri, totaling 38 snaps ... All of his appearances came in the left tackle position, as he helped the Arkansas offense to 4,028 yards of total offense and 28 touchdowns, with 2,307 yards and 17 scores coming through the air.

HIGH SCHOOL: Consensus three-star recruit by 247Sports, ESPN and Rivals ... Rated the No. 793 overall player in the nation, the No. 62 offensive tackle in the class and the No. 8 prospect in Arkansas per the 247Sports Composite ... Considered the No. 75 offensive tackle and the No. 8 player in Arkansas by ESPN ... A three-year varsity starter ... Part of an offensive line that helped Jonesboro average 44.2 points per game over the last two seasons ... As a senior, graded at 88 percent and had 11 pancake blocks ... Helped pave the way for the Hurricane to total 2,395 yards rushing and average 6.8 yards per carry ... Provided time for his quarterbacks to throw for 2,711 yards and 31 touchdowns ... As a junior, blocked for 2,189 yards rushing and 29 TDs on the ground ... Part of an offensive line that cleared paths for Jonesboro to average 6.5 yards per carry ... Also provided time for his quarterbacks to total 3,418 yards and 46 TDs through the air ... Coached by Randy Coleman ... Chose Arkansas over Mississippi State, Arizona State, Texas Tech, Virginia, Iowa State, Indiana and others.





5 DORIAN GERALD

DL | 6-3 | 261 | Senior
Florence, S.C. | College of the Canyons (Calif.)

2018 (JUNIOR): Played in eight games during his first season with the Razorbacks, starting the final two road matchups at defensive end ... Totaled 275 snaps of the course of the year, according to Pro Football Focus, with 245 coming on the D-line ... Racked up 21 tackles, eight solo, with 2.5 TFL for 13 yards ... Also broke up two passes and was credited with two quarterback hurries ... Opened the season with two tackles against Eastern Illinois (Sept. 1) ... Recorded multi-tackle performances in each of the last five games of the year, topping off with nine at Mississippi State on Nov. 17 ... Graded out above 71.0 in tackling from PFF in seven contests, hitting a season-high on the road against the Bulldogs at 79.2 ... Finished the year with an 83.4 overall mark in tackling from PFF ... Part of a defensive crew that racked up 882 total tackles over the course of the 2018 campaign.

HIGH SCHOOL: Four-star prospect per ESPN ... Rated the No. 1 defensive end in the country by ESPN and the No. 4 overall player on the ESPNJC50 list ... Considered the No. 1 strongside defensive end by 247Sports ... No. 17 overall JUCO prospect in the nation by 247Sports ... Totaled 96 tackles, including 43.0 for loss and 22.0 sacks, over the last two seasons ... Also broke up five passes, forced six fumbles and recovered two fumbles ... Collected 42 tackles, including 19.0 for loss and 10.0 sacks, to go along with two PBUs, two fumbles forced and one fumble recovered in 10 games played in 2017 ... In 2016, posted 54 tackles, including 24.0 for loss and a conference-best 12.0 sacks, in addition to four breakups, four fumbles forced and one fumble recovered ... Earned first-team SCFA All-Conference honors ... Was the all-time sack leader when he left West Florence High School ... Chose Arkansas over Florida, Florida State, Georgia, LSU, Miami, Nebraska, Oklahoma, South Carolina, Tennessee and others.

GERALD'S CAREER DEFENSIVE STATS

	GP/GS	UT	AT	TOT	TFL	SACK	FF/FR	INT	QBH	BRUP
2018	8/2	8	13	21	2.5	0.0	0/0	0	2	2
TOTAL	**8/2**	**8**	**13**	**21**	**2.5**	**0.0**	**0/0**	**0**	**2**	**2**



WHOLE MOUTH CLEAN FEEL

ANYTIME, ANYWHERE!



Use product only as directed.

CHEW TO ACTIVATE. SWISH TO CLEAN. SWALLOW & GO.

©J&JCI 2019



89 GRAYSON GUNTER

TE | 6-6 | 243 | Junior
Madison, Miss. | Madison Central HS

2017 FALL SEC ACADEMIC HONOR ROLL

2018 (REDSHIRT SOPHOMORE): Played in 11 of 12 games for the Razorbacks as a Redshirt Sophomore, starting twice at Colorado State (Sept. 8) and against Vanderbilt (Oct. 27) ... Totaled 142 snaps over the course of the season, mostly at tight end, only seeing three of those plays on kick return coverage, according to Pro Football Focus ... Caught four passes for 51 yards, averaging 12.8 yards per catch ... Scored one touchdown on a seven-yard toss from Connor Noland against Tulsa on Homecoming ... First career touchdown reception ... Posted a season-long 23-yard catch vs. LSU on Nov. 10 in the home finale ... First two receptions of the season came against North Texas (Sept. 8) for 11 yards and Alabama (Oct. 6) for 10 yards ... Effective in pass protection, posting a 74.6 grade from PFF in the field... Hit a season-best 81.0 in the category vs. LSU, rounding out with an 83.4 grade in the contest ... Helped the Razorbacks be one of four SEC teams to complete passes to four different tight ends in 2018 ... Part of a receiving corps that put up 2,307 yards through the air and 17 touchdowns.

2017 (SOPHOMORE): Redshirted his second season with the program.

2016 (FRESHMAN): Played in all 13 games as a true freshman ... Started on kick-off return unit ... Hauled in his first career catch in his home state of Mississippi in a win at Mississippi State (Nov. 19) ... His 29-yard reception in the first quarter started a two-play, 71-yard scoring drive.

HIGH SCHOOL: A consensus three-star recruit by ESPN, Rivals, Scout and 247Sports ... Ranked the No. 62 tight end in the class and the No. 2 tight end in the state of Mississippi by Scout ... ESPN ranked him as the No. 34 tight end in the class and the No. 34 player in the state with a grade of 73 ... Tabbed the No. 33 tight end in the class and the No. 26 player in the state by 247Sports ... Finished senior season with 27 receptions for 406 yards and five touchdowns in eight games ... Helped lead the Jaguars to a 9-6 record and the 6A state semifinals under head coach Brad Peterson ... Named a preseason top 125 senior by The Clarion Ledger ... Reeled in 21 passes for 232 yards as a junior and had five catches for 66 yards as a freshman ... Has been clocked at 4.58 in the 40-yard dash ... Also played basketball, helping lead Madison Central to the Mississippi Class 6A state championship game in each of his last two seasons ... Chose Arkansas over Mississippi State, Southern Miss, Memphis, Louisiana Tech, Tulane, Louisiana-Monroe and others.

PERSONAL: Born on Nov. 13, 1997 ... Son of Bubba and Donna Gunter ... His father Bubba played football at Ole Miss from 1989-91 ... Recreation and sport management major.

GUNTER'S CAREER RECEIVING STATS

	GP/GS	REC	YDS	AVG.	TD	LG
2016	13/0	1	29	29.0	0	29
2018	11/2	4	51	12.8	1	23
TOTAL	**24/2**	**5**	**80**	**16.0**	**1**	**29**



92 ELIAS HALE

DL | 6-4 | 257 | Junior
Fayetteville, Ark. | Fayetteville HS

2018 FALL SEC ACADEMIC HONOR ROLL
2017 FALL SEC ACADEMIC HONOR ROLL

2018 (SOPHOMORE): Did not play during the 2018 season.

2017 (REDSHIRT FRESHMAN): Did not play in any games.

2016 (FRESHMAN): Redshirted during initial year with the program.

HIGH SCHOOL: Ranked the No. 8 player in the state of Arkansas by 247Sports ... Helped Fayetteville finish 13-2 overall and win the state championship in 2015 after a runner-up finish in 2014... Totaled 61 tackles, 7.0 for loss, a team-high 8.0 sacks, 22 quarterback hurries, three forced fumbles, one pass breakup and one blocked field goal as a senior ... Racked up seven sacks as a junior ... Chose Arkansas over California, Air Force, Army and others.

PERSONAL: Born on May 2, 1997 ... Son of Casey and Kiersten Hale ... Has two brothers, Izzy and Kai, and one sister, Karstin ... Nephew of Ryan Hale, who played football at Arkansas from 1995-98 ... Recreation and sport management major.


BUTTER IS
EVERYTHING.
Browned Butter Ravioli. Get the recipe at landolakes.com
Farmer-Owned
LAND O LAKES
BUTTER SALTED
ADD A LITTLE GOOD™
© 2018 Land O'Lakes, Inc. LAND O LAKES, the LAND O LAKES Logo, and ADD A LITTLE GOOD are trademarks of Land O'Lakes, Inc.

RETURNING PLAYERS



41 T.J. HAMMONDS

RB | 5-10 | 184 | Junior
Little Rock, Ark. | Joe T. Robinson HS

2018 (JUNIOR): Played in four games for the Razorbacks as a junior in 2018 ... Totaled 40 snaps on offense, according to Pro Football Focus, participating in each of the first three games of the year, as well as the fifth week of the season against Texas A&M ... Ran for 28 yards on 10 carries, averaging 2.8 yards per rush ... Hauled in four catches for 84 yards and a touchdown, rattling off a longest reception of 64 yards at Colorado State on Sept. 8 ... Longest catch of the year by a Razorback in 2018 ... Posted a 2018-best of 14 yards on three carries in the season opener against Eastern Illinois .. One of three games with three carries, also doing so against Colorado State (eight yards) and Texas A&M (six yards) ... Caught two passes vs. North Texas for 17 yards on Sept. 15 ... Helped the Arkansas offense to 4,028 yards of total offense and 28 touchdowns, including 1,721 yards on the ground and 2,307 through the air.

2017 (SOPHOMORE): Saw action in all 12 games ... Rushed 32 times and was fourth on the team in rushing yards (262) ... Found the end zone twice – an 88-yard run and a 60-yard catch ... Turned a pair of receptions into 64 yards, highlighted by a 60-yard touchdown grab ... Logged nine runs for a first down, nine for 10-plus yards and four for 20-plus yards ... at Ole Miss (Oct. 28): Rushed a season-high 11 times for 84 yards ... Had a pair of 20-plus yard runs and four carries that resulted in first downs ... vs. Coastal Carolina (Nov. 4): Followed up with a career performance that included 119 yards (his first 100-yard game) and an 88-yard score on the ground and a 60-yard score on his first career reception ... His 88-yard touchdown run came in the fourth quarter and was the sixth-longest run in school history and the team's longest play from scrimmage on the season ... Finished with 179 all-purpose yards ... Averaged 22.4 yards per play with three of his eight touches resulting in more than 20 yards ... Became just the fourth player in school history to score multiple 60-yard touchdowns in a single game since 1997.

2016 (FRESHMAN): Flashed big play ability as a true freshman ... Rushed 15 times for 88 yards, good for a 5.9 yard per carry average ... Produced three 10-yard runs out of his 15 touches ... Rushed for four first downs ... Used in wildcat formations ... Also used on kick-off return and had one return for 16 yards ... vs. Alcorn State (Oct. 1): Scored his first career touchdown on a 5-yard run in the fourth quarter to cap a 29-yard day on the ground in his hometown of Little Rock ... at Mississippi State (Nov. 19): Broke a season-long 30-yard run during a 58-42 win in which Arkansas ran for 357 yards.

HIGH SCHOOL: Consensus four-star recruit by ESPN, Rivals, Scout and 247Sports ... Consensus national top 250 overall ranking by every recruiting service, with a best of No. 205 by Scout ... National top 20 athlete ranking by Rivals, Scout and 247 Sports, with a best of No. 13 by 247Sports ... No. 2 overall ranking in the state of Arkansas by ESPN and Rivals and No. 3 by 247Sports ... Earned 2015 ALL-USA Arkansas Football first team honors ... Named to the 2015 All-Arkansas Preps second team as a running back ... Chosen as Hawgs 247 Class of 2016 All-State running back ... As a senior, had 27 receptions for 662 yards and six touchdowns, while rushing 100 times for 1,404 yards and 22 touchdowns ... Selected as the THV11 Red Zone Player of the Week after running four times for 65 yards and four touchdowns in Joe T. Robinson High School's 43-13 win over Clinton on Oct. 16, 2015 ... As a junior, had 42 receptions for 1,109 yards and 11 touchdowns, while rushing 66 times for 835 yards and six touchdowns ... Chosen as a Scout Top Performer after rushing for 301 yards on 13 carries in Joe T. Robinson High School's 59-20 victory over Baptist Prep on Sept. 25, 2015 ... Carried the ball 52 times for 675 yards and eight touchdowns, while hauling in 11 receptions for 225 yards and four touchdowns as a sophomore ... Coached by Todd Eskola ... Chose Arkansas over Georgia, Vanderbilt, Oklahoma State, TCU, Arizona, Arizona State, Duke and others.

PERSONAL: Born on April 24, 1998 ... Son of Theron Hammonds and Nikkita Neely ... Full name is Theron JaQuwn Hammonds ... Kinesiology major.

HAMMONDS' CAREER RUSHING/RECEIVING STATS

	RUSHING						RECEIVING				
	GP/GS	RUSH	YDS	AVG	TD	LNG	REC	YDS	AVG	TD	LNG
2016	8/0	15	88	5.9	1	30	0	0	0.0	0	0
2017	12/0	32	262	8.2	1	88	2	64	32.0	1	60
2018	4/0	10	28	2.8	0	10	4	84	21.0	1	64
TOTAL	**24/0**	**57**	**378**	**6.6**	**0**	**88**	**6**	**148**	**24.7**	**2**	**64**



14 CHASE HARRELL

TE | 6-4 | 249 | Senior
Huffman, Texas | Kansas

2017 BIG 12 COMMISSIONER'S HONOR ROLL
2017 ATHLETIC DIRECTOR'S SPRING HONOR ROLL
2015 BIG 12 COMMISSIONER'S HONOR ROLL
2015 ATHLETIC DIRECTOR'S SPRING HONOR ROLL

2018 (JUNIOR): Played in 10 games in his first year with the Razorbacks in 2018 ... Totaled 120 snaps over his junior campaign, according to Pro Football Focus, 58 on offense, while also seeing time on special teams units ... Recorded four catches for 60 yards, averaging 15.0 yards per catch, going for a long of 36 yards, all coming in the season opener against Eastern Illinois ... His 36-yard play came immediately after an 11-yard catch on a drive that resulted in an Arkansas field goal ... Other two receptions also came on back-to-back snaps, going for seven & six yards, respectively ... Posted an 85.3 offensive grade in the contest from PFF as a result of his performance ... Helped the Arkansas offense to 4,028 yards of total offense and 28 touchdowns, with 2,307 yards and 17 scores coming through the air.

2017 (SOPHOMORE AT KANSAS): Played in all 12 games, starting four at wide receiver ... Picked up starts against Central Michigan, Ohio, K-State and Oklahoma ... Ranked third on the team with 25 receptions ... Tallied 221 receiving yards ... Ranked second on the team with three receiving touchdowns ... SEMO: Opened the season with a one-handed grab in the end zone for his first TD of the season ... Finished the game with two catches for 17 yards and a score ... Central Michigan: Turned in three receptions for 39 yards ... at Ohio: Had his most productive game as a Jayhawk to date with five catches for a career-high 58 yards ... Also scored his second TD of the season ... Texas Tech: Posted four catches for 27 yards ... Baylor: Had two receptions for 30 yards ... at Texas: Turned in 25 receiving yards and a touchdown on two catches ... Oklahoma: Set a new career-high with six receptions ... Recorded 22 receiving yards ... at Oklahoma State: Caught one pass for three yards.

2016 (REDSHIRT FRESHMAN): Saw time in all 12 contests ... Recorded five receptions for 81 yards ... Scored receiving touchdowns against Rhode Island and at Texas Tech ... Career-high 51 yards receiving against Rhode Island ... Rhode Island: Caught two passes in his Jayhawk debut, one a 38-yard gain and the other a 13-yard touchdown, in KU's win ... Ohio: Saw time, but did not record any statistics ... at Texas Tech: Recorded the second touchdown of his career – a 19-yard grab – in the second quarter ... at Baylor: Grabbed one pass for a gain of six yards ... at Oklahoma: Earned the first start of his career at wide receiver, but did not record any statistics.

2015 (FRESHMAN): Redshirted his first season at Kansas.

HIGH SCHOOL: Rated a three-star prospect by 247Sports.com and earned a two-star rating by Rivals.com ... Earned four letters playing under head coach Mike McEachern at Hargrave HS ... Took home Offensive Most Valuable Player honors in Class 4A District 10 ... Named Honorable Mention Class 4A by the Texas Associated Press ... Helped lead HHS to a 9-2 mark in 2014 after 103 receptions, 1,741 yards and 19 touchdowns as a senior ... Completed his sophomore season in 2012 with 47 catches for 873 yards and 17 touchdowns ... Also lettered in basketball and track for the Falcons.

PERSONAL: Son of Mark and Elizabeth Harrell ... Has two brothers, Cole and Corbin ... Majoring in communication studies with a business minor ... An early enrollee at Kansas after graduating from HHS in time for the Spring 2015 semester.

HARRELL'S CAREER RECEIVING STATS

	GP/GS	REC	YDS	AVG.	TD	LG
2016 (Kansas)	12/1	5	81	16.2	2	38
2017 (Kansas)	12/4	25	221	8.8	3	28
2018	10/0	4	60	15.0	0	36
TOTAL	**34/5**	**34**	**362**	**10.7**	**5**	**38**

LIFETIME®

Cooler

Compact Table

Tailgate Table

GAME DAY

COVERED

PICNIC TABLES • CONVERTIBLE BENCH • ADIRONDACK CHAIR • COMPACT TABLE • KAYAKS • BASKETBALL SYSTEMS



Check out more of our products at your local Sam's Club and Walmart A proud part of your community.



8 DE'JON HARRIS

LB | 6-0 | 248 | Senior
Harvey, La. | John Ehret HS

2018 SECOND TEAM ALL-SEC (ASSOCIATED PRESS)
2017 FIRST TEAM ALL-SEC (PRO FOOTBALL FOCUS)
2017 SECOND TEAM ALL-SEC (ASSOCIATED PRESS)
2017 THIRD TEAM ALL-SEC (PHIL STEELE)
2016 SEC ALL-FRESHMAN TEAM (COACHES)

2018 (JUNIOR): Started all 12 games for the Razorbacks at the middle inside linebacker spot in 2018 ... Totaled 890 snaps over the course of his junior campaign, according to Pro Football Focus, with 763 coming on defense, while also seeing time on Arkansas' punt coverage & return units ... Earned All-SEC Second Team honors from the Associated Press ... Led the SEC in total tackles and solo tackles, posting 118 and 62, respectively ... Back-to-back years leading the team in total stops ... Seventh Razorback and first since 2010-2011 (Jerry Franklin) to hit 100 tackles in consecutive seasons ... Needed 15 more total tackles to crack the top 10 in a single season by an Arkansas defender ... Posted seven double-digit tackle performances, including five in conference play, which featured a three-game stretch of 11 or more against Texas A&M (Sept. 29), Alabama (Oct. 6) and Ole Miss (Oct. 13) ... Also recorded nine tackles for loss for 23 yards, including two sacks, five pass breakups, two quarterback hurries, forced a fumble and recovered another ... Opened the season with nine tackles against Eastern Illinois, while also forcing a fumble that was recovered by Santos Ramirez and eventually turned into a touchdown ... Notched his first double-digit tackle game of the year the following week at Colorado State, securing 11 stops against the Rams ... Had one TFL in the contest ... Upped his season-best to 12 tackles in week three vs. North Texas, including seven solo stops ... After five tackles at Auburn to begin SEC action, returned to post a team-best 16 tackles, 12 solo, against Texas A&M in Arlington on Sept. 29 ... Also had two tackles for loss vs. the Aggies, including his first sack of the season ... Rattled off 11 tackles against Alabama and 13 vs. Ole Miss in Little Rock, producing his second sack of the year against the Rebels ... Racked up 11 and 12 tackles in the final two home games of the year vs. Vanderbilt and LSU, respectively, adding three more TFLs between the two contests, with two coming against the Tigers in the home finale (Nov. 10) ... Ended the year with five tackles at Mississippi State and eight at Missouri, recovering a fumble vs. the Tigers in the third quarter ... Put together an overall tackling grade of 83.0 during the season from PFF, with four games over 81.0 ... Hit his best against Ole Miss with a mark of 87.1 ... Opened the year with an 83.0 tackling grade against Eastern Illinois, while also hitting a run defense mark of 85.5 that would stand as his top grade of the year in the category ... His 126 special teams snaps in 2018 were his most of his three years, increasing his career total to 293 ... Was part of a trio of Razorbacks (Dre Greenlaw & Santos Ramirez) that led the conference the majority of the season in total tackles, topping off at 285 last year ... Member of a defensive crew that racked up 882 total tackles over the course of the 2018 campaign, giving him 13.3 percent of the team's stops last year ... Entered the year with three preseason All-SEC accolades, a second team honor from Phil Steele and third team accolades from the SEC coaches & media) ... Also landed on the preseason Bednarik, Bronko Nagurski and Butkus Award watch lists.

2017 (SOPHOMORE): Led the team in total tackles (115), tackles for loss (8.5) and sacks (3.5) ... First Razorback to lead a team in tackles, tackles for loss and sacks in the same season since at least 1973 ... Second in the SEC in tackles (155), tackles per game (9.5), tackles per SEC game (10.6), double-digit tackle games (7) ... Played 93 percent of the team's defensive snaps ... Led the team and ranked third in the SEC in solo tackles (66)... 66 solo stops were the most by a Razorback in a single season since Sam Olajubutu tallied 67 in 2005 ... One of 20 players in the FBS, including three in the SEC, with 115+ tackles and 8.5+ tackles for loss ... Of his seven 10-plus tackle performances, six came against SEC opponents, which tied for the league lead ... Collected 10+ tackles in each of his first four SEC games ... Joined Dre Greenlaw as the only SEC teammates to each record 100+ tackles on the season ... First Razorback linebacker to earn All-SEC status since Martrell Spaight earned AP and Coaches first-team honors following the 2014 season ... 115 tackles was the most by an Arkansas player since Martrell Spaight tallied 123 in 12 regular-season games in 2014 and finished with an SEC-best 128 ... vs. Florida A&M (Aug. 31): Led the team in tackles (5) for the third time in his career and recorded a tackle for loss ... vs. Texas A&M (Sept. 23): Tied Dre Greenlaw for the team lead in tackles with 14 tackles, including six solo stops ... Had 1.5 tackles for loss in the first half ... at South Carolina (Oct. 7): Finished with 12 tackles, including eight (seven solo) in the first half ... at No. 1 Alabama (Oct. 14): Finished with a team-high 12 tackles to lead the team for the fourth time and sixth time in his career ... Career-high 2.0 tackles, including 1.0 sack, resulted in lost yardage ... In the first half tallied nine tackles, including six solo, to go along with 1.0 sack and 2.0 tackles for loss ... vs. No. 21 Auburn (Oct. 21): Recorded 11 tackles to give him his fourth double-digit tackle performance over the previous five games, including three straight ... vs. Coastal Carolina (Nov. 4): Finished with a game-high 13 tackles, 11 solo stops, 1.0 sack, 2.0 tackles for loss and one quarterback hurry ... Recorded 10+ tackles for the fifth time of the season and in his career ... Picked up 2.0 tackles for loss equaled his career-high and was his third multi-tackle for loss game of the year ... at No. 24 LSU (Nov. 11): Recorded a team-high 12 tackles, his sixth double-digit tackle game of the year and fifth in SEC action ... vs. No. 16 Mississippi State (Nov. 18): Recorded eight tackles to bring his eclipse 100 on the year ... Became the first Razorback since Brooks Ellis in 2015 to record 100 tackles in a season ... vs. Missouri (Nov. 24): Stuffed the stat sheet with a career-high 14 tackles (6 solo), 1.0 sack, 1.0 for loss and three quarterback hurries.

2016 (FRESHMAN): Provided depth at linebacker and played a key role on special teams ... Saw action in 12 games ... Totaled 37 tackles with 2.0 tackles for loss (-8) and 1.0 sack (-6) ... Added a forced fumble ... Ranked second on the team with 11 special teams tackles ... His 37 total tackles ranked eighth among SEC freshmen ... 25 tackles came in SEC games ... Collected seven or more stops in three games ... vs. Texas State (Sept. 17): Made his first two tackles of the season on defense ... vs. Alcorn State (Oct. 1): Turned in a solid effort with a team-high tying seven tackles, including three solo and 0.5 for loss ... Five tackles came in the first half ... vs. No. 1 Alabama (Oct. 8): Forced a fumble recovered by Ryan Pulley at the Arkansas 3-yard line on Alabama's first possession of the second half ... vs. No. 24 LSU (Nov. 12): Contributed seven tackles, all in the second half, including 1.5 for loss and one sack ... Registered a sack for a loss of six yards on third down inside the five-minute mark ... Made three straight stops inside Arkansas' 4-yard line to force a field goal attempt in the fourth quarter ... at Mississippi State (Nov. 19): Followed up with a season-high 10 tackles (four solo) in the road win.

HIGH SCHOOL: A consensus three-star recruit by ESPN, 247Sports, Rivals and Scout ... Ranked as a top 30 inside linebacker nationally by ESPN and 247Sports ... Rated the No. 38 overall prospect in the state of Louisiana by 247Sports ... Has a verified 40 time of 4.82 according to Scout ... Led John Ehret High School to the state championship game and a 12-3 record in 2015 under head coach Corey Lambert and position coach Bryan Crayton ... Was named the Offensive Player of the Year on The New Orleans Advocate All-Metro Team for large schools ... Named All-District 8-5A following the 2015 season ... Recorded 83 tackles, including 14 for loss to lead the defense as a senior ... The versatile athlete also rushed for 1,058 yards, had 374 receiving yards and threw for another 495 yards ... He also saw time as the kicker and punter ... Also played basketball and track ... Chose Arkansas over Oregon, Arizona State, Colorado, Memphis, Western Kentucky, Arkansas State, Louisiana Tech, Southern Miss and others.

PERSONAL: Born on Nov. 1, 1997 ... Son of Lee and Trenise Murphy ... Full name is De'Jon Raiheem Harris ... Nickname "Scoota" was given to him by his mother when he was a baby ... Communication major.

HARRIS' CAREER DEFENSIVE STATS

	GP/GS	UT	AT	TOT	TFL	SACK	FF/FR	INT	QBH	BRUP
2016	12/0	18	19	37	2.0	1.0	1/0	0	0	0
2017	12/12	66	49	115	8.5	3.5	0/0	0	4	2
2018	12/12	62	56	118	9.0	2.0	1/1	0	2	5
TOTAL	**36/24**	**146**	**124**	**270**	**19.5**	**6.5**	**2/1**	**0**	**6**	**7**





Help Us Help Dogs.

PEDIGREE® is proud to be donating our food to help keep shelter dogs happy, healthy and ready to go home.

Available at

Sam's CLUB®

Savings Made Simple

© 2019 Mars or Affiliates. US Patents D492,836; D645,636. Happy the Smiling Dog is a trademark.



2 CHASE HAYDEN

RB | 5-10 | 205 | Junior
Memphis, Tenn. | Saint George's Independent School

2018 FALL SEC ACADEMIC HONOR ROLL
2017 SEC FRESHMAN OF THE WEEK (VS. FLORIDA A&M)
2017-18 FIRST-YEAR SEC ACADEMIC HONOR ROLL

2018 (SOPHOMORE): Played in all 12 games for the Razorbacks as a sophomore in 2018 ... Totaled 220 snaps over the course of the season, including 214 out of the backfield, also lining up six times in the slot and out wide, according to Pro Football Focus ... Ranked third on the team in rushing, racking up 251 yards on 57 carries, averaging 4.4 yards per rush, with a touchdown ... Also hauled in 11 passes for 61 yards, going for a clip of 5.5 ... Recorded 55 yards on 11 carries in week two at Colorado State ... Picked up four or more carries in each of the first four games ... Rushed the ball a season-high 12 times for 30 yards against Ole Miss on Oct. 13 in Little Rock ... Racked up a season-high 70 yards on five carries vs. Vanderbilt, scoring on a 38-yard run in the second quarter to tie the contest at 14 ... It was also his longest rush of the season ... Caught a 2018-best five passes against the Commodores, racking up 17 yards in the process ... Had a season-high 26 yards on two catches vs. Alabama on Oct. 6 ... Effective in pass protection, recording grades over 72.0 from PFF in eight games, with a season-best of 82.1 coming vs. LSU on Nov. 10 ... Helped the Arkansas offense to 4,028 yards of total offense and 28 touchdowns, including 1,721 yards on the ground and 2,307 through the air.

2017 (FRESHMAN): Played seven games and was third on the team in rushing yards (326) ... 326 rushing yards was tops on the team before an injury in the seventh game of the season that sidelined him for the rest of the year ... Rushed for four touchdowns, which led all SEC freshmen before the injury ... Found the end zone on the ground in three games ... Longest run was 40 yards ... Averaged 5.3 yards per carry ... Logged one 100-yard rushing game, 120 yards on 14 carries in his collegiate debut ... Had 17 runs for a first down, nine for 10-plus yards and a pair for 20-plus yards ... vs. Florida A&M (Aug. 31): Rushed for a game-high 120 yards and one touchdown on 14 carries in leading the Hogs to a 49-9 win in the season opener ... Became one of only three Arkansas true freshmen to rush for 100 yards or more in his Razorback debut, joining former standouts Alex Collins (2013) and Felix Jones (2007) ... His 120 rushing yards tied for fifth-most in the SEC in Week 1 and are the 14th most by a true freshman in Arkansas single-game history ... Was one of seven FBS freshmen to rush for over 100 yards in Week 1 and one of just two true freshmen to do so and the only true freshman player in the FBS to rush for over 100 yards and score a TD in Week 1 ... Five of his 14 runs went for 10 or more yards – tied for most by an SEC player in Week 1 ... Half (7) of his runs in the season opener went for a first down ... Six of his last eight runs against Florida A&M resulted in a first down or touchdown ... vs. Texas A&M (Sept. 23): Posted a team-high 77 rushing yards and one rushing touchdown on 13 carries ... vs. New Mexico State (Sept. 30): Scored twice on the ground and finished with 48 yards on 12 attempts ... Became the first Arkansas true freshman running back with multiple rushing touchdowns in a game since 2011 with two rushing scores ... vs. No. 13 Auburn (Oct. 21): Suffered a lower leg fracture, which sidelined him for the rest of the season.

HIGH SCHOOL: Tabbed the No. 4 all-purpose running back by Rivals and 247Sports ... Four-star prospect, No. 7 player in the state of Tennessee and No. 169 player in the Class of 2017 by Rivals ... Three-star prospect by ESPN, Scout and 247Sports ... Pegged as the No. 27 running back in the class by Scout ... Earned a final No. 188 prospect ranking in the class by 247Sports Composite ... No. 10 prospect in Tennessee by 247Sports ... Named one of the top 10 performers at The Opening ... Rushed for 7,000 yards and 92 touchdowns over his career at St. George Academy ... Named the male athlete of the year for Division 2 by The Commercial Appeal ... Coached by David Carter ... Earned Division 2A All-State honors from the Tennessee Sports Writers Association as a senior ... Finalist for the Division II-A Mr. Back award ... Named the District 2-A West 2 Player of the Year ... Rushed for 1,940 yards on just 160 attempts for a 12.1 yard per carry average ... Scored 29 touchdowns, including 27 on the ground ... Hauled in eight receptions for 159 yards while also making 51 tackles to go along with 16 pass breakups on defense ... Played in the 15th Annual AutoZone Liberty Bowl All-Star game ... Two-time Tennessee Division 2-A Mr. Basketball winner (2015, 16) ... As a junior, he was named Tennessee's Mr. Football and Mr. Basketball in Division 2-A to become the first person in the first 31 years of both awards to win each in the same year ... Rushed for an area-best 2,625 yards and 32 touchdowns ... Averaged 10.9 yards per carry added five receiving TDs on 19 receptions ... Rushed for 266 yards in the state title game against Northpoint ... First of three straight seasons with over 1,000 yards rushing came as a sophomore in the form of 1,715 yards and 20 touchdowns ... Became St. George's all-time leading scorer in basketball during his senior season with 2,030 career points ... Averaged 24.4 points, 6.5 assists and 2.8 steals per game ... Shot 47.5 from the field and 3-point range, and 87 percent from the free-throw line ... As a junior, averaged 24.6 points, five rebounds, three steals and 2.6 assists per game ... Chose Arkansas over Michigan, Florida, Tennessee, Louisville, Oklahoma State, Mississippi State, South Carolina, Missouri, Vanderbilt, Illinois, Virginia, Purdue, Arizona and others.

PERSONAL: Born on April 2, 1999 ... Son of ChaToya and Aaron Hayden ... Has two younger brothers: Dallan and Cullen ... Father, Aaron, was running back at the University of Tennessee before being selected in the fourth round of the 1995 NFL Draft by the San Diego Chargers and played four seasons in the NFL ... Undecided on a major.

HAYDEN'S CAREER RUSHING/RECEIVING STATS

		RUSHING					RECEIVING				
	GP/GS	RUSH	YDS	AVG	TD	LNG	REC	YDS	AVG	TD	LNG
2017	7/0	61	326	5.3	4	40	1	23	23.0	0	23
2018	12/0	57	251	4.4	1	38	11	61	5.5	0	20
TOTAL	**19/0**	**118**	**577**	**4.9**	**5**	**40**	**12**	**84**	**7.0**	**0**	**23**



FOR YOUR POST-GAME ENTERTAINMENT









COMING SOON TO BLU-RAY™

UNIVERSAL PICTURES HOME ENTERTAINMENT

©2019 Universal Studios. All Rights Reserved.



27 HAYDEN HENRY

LB | 6-2 | 226 | Junior
Little Rock, Ark. | Pulaski Academy

2018 FALL SEC ACADEMIC HONOR ROLL

2018 (SOPHOMORE): Played in all 12 games for the Razorbacks as a sophomore in 2018, starting week five vs. Texas A&M (Sept. 29) at the weak side inside linebacker spot ... Totaled 413 snaps over the course of the season, according to Pro Football Focus, including 115 on the defensive side of the ball, while also spending time on Arkansas' various special teams units ... Recorded 24 total tackles, nine solo ... Opened the season with three tackles vs. Eastern Illinois and followed it up with a two-tackle game at Colorado State on Sept. 8, both solo ... Produced a then-season-best six tackles vs. Alabama on Oct. 6, before increasing that total to eight in the home finale against LSU ... Put together three tackling grades from PFF above 77.0, beginning the year with a 7.4 mark vs. EIU ... Topped out at 81.3 in the category vs. the Aggies, then hit 80.1 in week nine vs. Vanderbilt (Oct. 27) ... Part of a defensive crew that racked up 882 total tackles over the course of the 2018 campaign.

2017 (FRESHMAN): Saw action in all 12 games ... Played a key role on special teams and recorded three tackles ... Earned a scholarship following the season.

HIGH SCHOOL: A three-star recruit by 247Sports ... Ranked as the No. 13 player in the state of Arkansas by 247Sports ... Named the Arkansas Democrat-Gazette All-Arkansas Preps Defensive Player of the Year in 2016 ... Earned 2016 ALL-USA Arkansas honors ... Named the 2016 Arkansas Class 5A Player of the Year by the Little Rock Touchdown Club ... Also tabbed the Class 5A Defensive Player of the Year by Hooten's Arkansas Football ... Helped Pulaski Academy to a 13-1 record in 2016 and win three consecutive state championships ... Ranked second on the team with 93 tackles, 9.5 tackles for loss and a team-best four interceptions in 14 games played as a senior ... Added one sack, defended 10 passes, recovered three fumbles and forced fumble ... Led the team with 39 solo stops ... Made a tackle in all 14 contests ... Posted double-digit tackles three times, including a season-high 18 in the state championship against Wynne ... As a junior, finished second on the team with 89 tackles ... Tallied 6.0 tackles for loss, eight pass breakups and one quarterback hurry ... Made 35 tackles, forced four interceptions and had two fumble recoveries as a sophomore ... Coached by Kevin Kelley ... Chose Arkansas over Air Force, Navy and others.

PERSONAL: Born on Feb. 14, 1999 ... Son of Jenny and Mark Henry ... Mark, played football for the Razorbacks from 1988-1991 and was an All-Southwest Conference center as a senior ... Jenny also attended the University of Arkansas ... Grandson of Skip Coffman, who played basketball for Arkansas from 1957-62 ... Has three siblings: Hunter, Hudson and Hope ... Hunter was an All-American tight end for the Razorbacks from 2013-15 and went on to be selected by San Diego in the second round of the 2016 NFL draft with the 35th overall pick ... Finance major.

HENRY'S CAREER DEFENSIVE STATS

	GP/GS	UT	AT	TOT	TFL	SACK	FF/FR	INT	QBH	BRUP
2017	12/0	3	0	3	0.0	0.0	0/0	0	0	0
2018	12/1	9	15	24	0.0	0.0	0/0	0	0	0
TOTAL	**24/1**	**12**	**15**	**27**	**0.0**	**0.0**	**0/0**	**0**	**0**	**0**





58 GRIFFIN HUNT

DL | 6-4 | 230 | Redshirt Freshman
Lucas, Texas | Lovejoy HS

2018 (FRESHMAN): Did not play during the 2018 season.

HIGH SCHOOL: Four-year varsity letterwinner at Lovejoy High School in Lucas, Texas ... Played on both sides of the ball as an offensive & defensive tackle for the Leopards ... Helped the team to 2,056 yards through the air and 1,062 on the ground as part of a six-win senior season and a second round berth in the 2017 Texas Football 5A State Championship.

THE CLOROX COMPANY

Hitting it out of the park for over 100 years.



Find these and more Clorox products at your neighborhood



11 DAULTON HYATT

WR | 6-4 | 197 | Sophomore
Arab, Ala. | Etowah HS

2018 (REDSHIRT FRESHMAN): Appeared in the season opener vs. Eastern Illinois for the Razorbacks ... Took four snaps at the quarterback position against the Panthers in the fourth quarter, handing the ball off twice, while also making two rush attempts in his one series on the field.

2017 (FRESHMAN): Redshirted during initial year on campus.

HIGH SCHOOL: Enrolled in January 2017 and participated in spring practice ... Four-star prospect by ESPN ... Rated the No. 9 pocket-passer and the No. 150 overall prospect in the nation by ESPN ... Tabbed the No. 5 player in the state of Alabama by ESPN ... The state of Alabama's No. 1 quarterback in the class by Scout ... Transferred from Arab (Ala.) High School to Etowah High for his senior season ... Combined with his junior, sophomore and freshman seasons at Arab High School, he ended his prep career with 6,216 passing yards and 50 TDs to go along with 1,854 yards and 16 scores on the ground ... Became the first high school player under Etowah head coach Drew Noles to sign a scholarship with an SEC program ... Named to the Alabama Sports Writers Association 2016 All-State second team ... Completed 66 percent of his passes (121 of 184) and threw for 2,240 yards with 25 touchdowns to five interceptions for Etowah as a senior ... Finished with a 135.9 quarterback rating ... Added 419 yards on the ground with five TDs on 74 rushes ... Helped the Blue Devils finish second in Region 7 with a 9-3 record and an appearance in the second round of the 5A state playoffs ... Completed 11 of 14 passes for 236 yards and four touchdowns in the Blue Devils' 44-27 Class 5A playoff win over Mae Jemison ... Was 7 of 15 passing for 187 yards and touchdowns of 66 and 49 yards while adding 68 rushing yards on 11 carries against No. 1 Scottsboro ... Participated in the 2016 Alabama-Mississippi All-Star Game ... Attended The Opening-Atlanta ... Threw for 1,100 yards and five TDs as a junior at Arab ... Also tallied 460 yards and two scores on the ground ... Completed 163 of 256 passes for a 64 percent clip as a sophomore ... Earned 6A Region 7 Offensive MVP honors after passing for 2,250 yards and 16 TDs to go along with 745 yards rushing and five TDs and leading Arab to a 7-4 record and a playoff berth ... Also played basketball and baseball ... Fielded scholarship offers from 17 FBS schools ... Chose Arkansas over Louisville, Miami, Missouri, Vanderbilt, Maryland and others.

PERSONAL: Born on April 7, 1998 ... Son of Jeremy and Tennille Hyatt ... Has a younger sister, Alexis ... Undecided on a major.

HYATT'S CAREER PASSING/RUSHING STATS

		PASSING							RUSHING				
	GP/GS	COMP	ATT	PCT	YDS	TD	INT	LNG	RUSH	YDS	AVG	TD	LNG
2018	1/0	0	0	--	0	0	0	0	2	-6	-3.0	0	0
TOTAL	**1/0**	**0**	**0**	**--**	**0**	**0**	**0**	**0**	**2**	**-6**	**-3.0**	**0**	**0**



74 COLTON JACKSON

OL | 6-5 | 298 | Senior
Conway, Ark. | Conway HS

2018 FALL SEC ACADEMIC HONOR ROLL
2017 FALL SEC ACADEMIC HONOR ROLL
2016 FALL SEC ACADEMIC HONOR ROLL
2015-16 FIRST-YEAR SEC ACADEMIC HONOR ROLL

2018 (JUNIOR): Played in 10 games for the Razorbacks in 2018, starting eight of the last nine at the left tackle position ... Totaled 516 snaps during his junior campaign on the offensive line, according to Pro Football Focus ... Allowed just one sack over the course of 305 pass blocking plays ... Put together four games of pass protection grades over 75.0 from PFF, all coming in consecutive conference games against Texas A&M (77.0), Alabama (85.6), Ole Miss (79.9) and Vanderbilt (75.8) ... His grade vs. the Crimson Tide propelled him to a season-best overall mark of 71.0 in the contest ... Helped the Arkansas offense to 4,028 yards of total offense and 28 touchdowns, with 2,307 yards and 17 scores coming through the air.

2017 (SOPHOMORE): Started 10 of 12 games played at left tackle ... Played the third-most offensive snaps on the team (702) ... 349 snaps were in pass protection ... Allowed only one sack ... at Ole Miss (Oct. 28): Earned his best SEC game grade from Pro Football Focus (81.2) and a season-high pass-blocking grade (88.2) ... Played all 85 offensive snaps and allowed zero pressures ... Helped pave the way for the offense to rush for a season-high 260 yards ... vs. Coastal Carolina (Nov. 4): Credited with a season-high game grade from PFF (83.0) ... Also earned a season-best grade in the run game (85.7) ... Cleared paths for the offense to rush for 259 yards, four touchdowns and a season-high 7.4 yards per carry.

2016 (REDSHIRT FRESHMAN): Started three of 12 games played at right tackle and played 200-plus snaps ... His three starts came in the first three games of the season ... at No. 15 TCU (Sept. 10): Opened lanes for Rawleigh Williams III to run for 137 yards and blocked as Austin Allen threw for 233 yards ... vs. Texas State (Sept. 17): Helped the offense rush for 226 yards and three scores on the ground.

2015 (FRESHMAN): Redshirted during initial year with the program.

HIGH SCHOOL: A four-star prospect who was ranked as the fifth-best player in Arkansas by 247Sports ... Earned a three-star rating from Rivals, ESPN and Scout ... Rivals ranked him as the No. 7 player in Arkansas and the No. 55 offensive tackle in the nation ... Ranked the top offensive tackle in Arkansas and the No. 50 tackle nationally by Scout ... 247Composite ranked him as the seventh-best player in Arkansas, a combined index of national recruiting rankings ... Was the No. 7 player in Arkansas according to HawgSports.com's Natural 21 ... Named to the Associated Press Arkansas Super Team in 2014 ... Earned all-state honors at offensive line ... Recognized as one of four offensive linemen on the All-ArkansasVarsity.com first team ... Helped Conway win 11 games in 2014, including a perfect 8-0 mark in conference play and the conference championship ... Coached by Clint Ashcraft ... Also participated in basketball and track and field.

PERSONAL: Born on Sept. 5, 1996 ... Son of Lloyd and Debbie Jackson ... Recreation and sport management major.

It's not a dream...

IT'S



Available at your local Supercenter

©2019 Post Consumer Brands, LLC. All Rights Reserved.
OREO, HONEY MAID, NILLA, NUTTER BUTTER, SOUR PATCH KIDS and CHIPS AHOY! are trademarks of Mondelēz International group, used under license.



3 KOILAN JACKSON

WR | 6-2 | 211 | Sophomore
Little Rock, Ark. | Joe T. Robinson HS

2018 (REDSHIRT FRESHMAN): Played in three games for the Razorbacks in 2018, appearing in the season opener and the final two contests of the year ... Totaled eight snaps over the course of the three games, all on the offensive side of the ball, according to Pro Football Focus ... Caught one pass for 13 yards in the last game of the season at Missouri (Nov. 23) on the final play of the regulation ... Targeted twice over his eight snaps played (PFF), with the other coming the week before at Mississippi State on a pass over the middle of the field from within 10 yards of the line of scrimmage.

2017 (FRESHMAN): Redshirted during initial year with the program after a knee injury during fall camp.

HIGH SCHOOL: A four-star prospect according to ESPN ... Tabbed as a top-five player in the state of Arkansas by ESPN, 247Sports and Rivals, with a best of No. 2 by 247Sports ... Ranked as the No. 26 wide receiver in the class by 247Sports as well as the No. 2 wide receiver in the state of Arkansas by Scout ... Rated as the No. 167 overall player in the nation by 247Sports ... Helped Joe T. Robinson High School to a 12-2 overall record with a 6-1 mark in conference play in 2016 ... Finished his senior season with 57 receptions for 1,206 yards and 12 touchdowns ... Added 487 rushing yards and eight touchdowns on 56 carries ... Also completed 5 of 9 passes for 80 yards and three touchdowns ... Logged seven games of 100 or more receiving yards ... Averaged 21.2 yards per catch and 92.8 receiving yards per contest ... Racked up 469 receiving yards and nine total touchdowns through the team's first four games ... Totaled 100 or more receiving yards in four of the team's first five games ... Had a streak of three straight 100-yard receiving games later in the season ... Rumbled for 141 yards and one TD on 19 carries, while going 1 for 3 passing for 15 yards against Warren High School in the Class 4A quarterfinals ... Had four receptions for 106 yards and two touchdowns from 38 and 27 yards out without playing in the second half of Joe T. Robinson's 51-28 season-opening win over Lakeside High School ... Made six catches for 128 yards and a TD in a win over Arkadelphia High School ... Hauled in five receptions for 176 yards and three touchdowns to help Joe T. Robinson in a 47-18 win over Fountain Lake High School ... Transferred to Joe T. Robinson from Parkview High School following his junior season in 2015 ... Produced 3,000 yards of total offense and 38 touchdowns in 2015 as the quarterback for Parkview ... Chose Arkansas over Illinois, Memphis, Louisiana-Monroe, Army and others.

PERSONAL: Born on Sept. 20, 1999 ... Son of Melanie and two-time All-America and All-Pro tight end Keith Jackson Sr. ... Keith, a member of the College Football Hall of Fame, played at Oklahoma from 1984-87 and served as a member of the Razorback Sports Network as a color analyst on radio broadcasts from 2000-16 ... Has two brothers, Keith Jr. and Kenyon ... Keith Jr. was an All-SEC defensive tackle for the Razorbacks from 2003-06 before playing in the NFL for the St. Louis Rams and San Diego Chargers ... Kenyon is a sophomore defensive lineman at Illinois ... Undecided on a major.

JACKSON'S CAREER RECEIVING STATS

	GP/GS	REC	YDS	AVG.	TD	LG
2018	3/0	1	13	13.0	0	13
TOTAL	**3/0**	**1**	**13**	**13.0**	**0**	**13**



32 HAYDEN JOHNSON

TE | 6-2 | 248 | Senior
Columbia, Mo. | Rock Bridge HS

2018 FALL SEC ACADEMIC HONOR ROLL

2018 (JUNIOR): Played in 11 of 12 games for the Razorbacks in 2018 ... Totaled 110 snaps, according to Pro Football Focus, primarily seeing time on special teams on 74 kick return plays ... Put together a special teams grade of 74.6 in the season opener against Eastern Illinois (Sept. 1) that would stand as his top mark of the year in the category.

2017 (SOPHOMORE): Saw action in all 12 games and played 105 snaps ... Caught five passes for 49 yards ... Averaged 9.8 yards per catch ... Three receptions converted first downs ... Longest reception of the season was 17 yards ... Also returned four kicks for 41 yards.

2016 (FRESHMAN): Started 7 of 12 games played ... Caught two passes for 25 yards ... Helped block for the offense average 428.4 yards of total offense per game ... Provided time for the offense to record both 200 yards passing and rushing in the same game five times ... Helped pave the way for Rawleigh Williams III to capture the SEC regular season rushing title with 1,326 yards on the ground, while Austin Allen threw for an SEC-best 3,430 yards ... at No. 15 TCU (Sept. 10): Made an 18-yard catch on the second play of a 13-play, 56-yard scoring drive ... at Missouri (Nov. 25): Had one reception for seven yards.

HIGH SCHOOL: A consensus three-star recruit by ESPN, 247Sports, Rivals and Scout ... Rated the No. 15 player in the state of Missouri and the No. 4 fullback in the class by ESPN with a grade of 73 ... Rivals ranked him the No. 10 player in the state and the No. 4 fullback in the class ... Tabbed the No. 1 player in the state and the No. 3 fullback in the class by Scout ... Pegged the No. 16 player in the state and the No. 76 defensive end in the class by 247Sports ... Finished senior season with two touchdown catches and 137 receiving yards under head coach A.J. Ofodile ... Also registered 50 tackles, including eight for loss, 12 sacks and two pass breakups ... Earned Missouri Media All-State Class 6 first team defensive line honors ... Earned first-team all-state honors from the Missouri Football Coaches Association ... As a junior, tallied 280 yards rushing and 161 yards receiving, found the end zone nine times on the ground, caught one touchdown pass ... Defensively, recorded 60 tackles, including 10 for loss and eight sacks ... Rushed for 100 yards and five touchdowns, tallied 70 yards receiving and passed for 90 yards and two touchdowns as a sophomore ... Earned All-Central District honors from the Missouri Sportswriters and Sportscasters Association ... Also collected 85 tackles with 33 of the solo variety and six sacks ... Helped lead the Bruins to an 8-6 record and the MSHSAA state championship under then-head coach Justin Conyers ... Also played baseball, basketball and ice hockey ... Chose Arkansas over Florida State, Missouri, Nebraska, Purdue and others.

PERSONAL: Born on July 17, 1997 ... Son of Jim and Leah Johnson ... Biology major ... 2016-17 First-Year SEC Academic Honor Roll honoree.

JOHNSON'S CAREER RUSHING/RECEIVING STATS

		RUSHING					RECEIVING				
	GP/GS	RUSH	YDS	AVG	TD	LNG	REC	YDS	AVG	TD	LNG
2016	12/7	-	-	-	-	-	2	25	12.5	0	18
2017	12/0	-	-	-	-	-	5	49	9.8	0	17
2018	11/0	-	-	-	-	-	0	0	0.0	0	0
TOTAL	**35/7**	**-**	**-**	**-**	**-**	**-**	**7**	**74**	**10.6**	**0**	**18**

One call gets it all...



- ✓ 1 Year of Hawgs Illustrated magazine
- ✓ Video on Demand
- ✓ Recruiting News
- ✓ Game Previews & Reviews
- ✓ Breaking News
- ✓ 1 Year of full access to WholeHogSports.com

whole HOG sports
POWERED BY HAWGS ILLUSTRATED
...for the BEST Razorback coverage.

ALL ACCESS PASS



Only $14.99 per month!

800-757-6277
wholehogsports.com/aap1

GREAT DEALS NO HASSLE!

- ✓ **NO App to Download**
  The great local deals come to your phone via text!
- ✓ **NO Printing Necessary**
  Just show the merchant the deal text on your phone to redeem!
- ✓ **NO Membership Fee**
  The TapOnIt service is always **FREE** to consumers (message & data rates from your phone provider may apply) and you can opt out at any time.

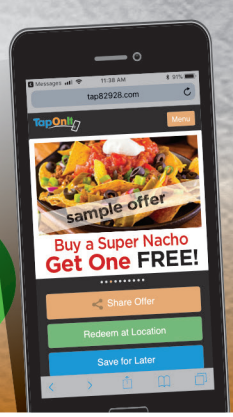

PLUS get bonuses for sharing!



START SAVING NOW!

Text TapOnIt to 82928
or visit **texttaponit.com/nwarkansas**

TapOnIt MOBILE DEALS
In partnership with Northwest Arkansas Democrat Gazette

*Message and data rates may apply. Text STOP to cancel. Go to taponitdeals.com/terms for privacy and terms.



9 JOHN STEPHEN JONES

QB | 5-11 | 199 | Redshirt Freshman
Dallas, Texas | Highland Park HS

2018 (FRESHMAN): Played in three games for the Razorbacks as a freshman ... Totaled 20 snaps over his appearances against North Texas, Mississippi State and Missouri, according to Pro Football Focus, with a high of nine in the season finale against the Tigers in Columbia ... Completed two passes on eight attempts, going for 18 yards with a long of 13 against Missouri ... His first completion of the year came at Mississippi State on a five-yard play.

HIGH SCHOOL: Rated a three-star prospect by 247Sports and ESPN ... Ranked the No. 42 pro-style quarterback in the class and the No. 154 overall recruit from the state of Texas, according to the 247Sports ... Completed 505 of 777 passes for 7,965 yards, 90 touchdowns and 12 interceptions and ran 265 times for 674 yards and 19 touchdowns during his career at Highland Park ... As a senior, led Highland Park to a second straight state title in December ... Finished the season with 5,200 total yards and 71 touchdowns, and was voted District 15-5A MVP, all-state honorable mention and won the 2017 Landry Award ... Finished with 564 yards and four touchdowns on 37-of-58 passing in the 53-49 win over Manvel at AT&T Stadium, becoming the first player to throw for more than 500 yards in a University Interscholastic League championship game and setting title-game records for completions and attempts ... Led his team on a nine-play drive that included a 4th-and-15 conversion and concluded with a go ahead touchdown pass, his 61st of the season with 34 seconds remaining ... Named the Offensive MVP of the state championship game, the Dallas Morning News SportsDay Area Offensive Player of the Year and the Built Ford Tough Class 5A Player of the Year in Texas ... Is the grandson of Dallas Cowboys owner Jerry Jones, who was a co-captain on Arkansas' 1964 national title team ... His father, Stephen Jones, also played for the Razorbacks and is the Cowboys vice president ... Coached by Randy Allen at Highland Park ... Chose Arkansas over Texas Tech, SMU and others.

JONES' CAREER PASSING/RUSHING STATS

		PASSING							RUSHING				
	GP/GS	COMP	ATT	PCT	YDS	TD	INT	LNG	RUSH	YDS	AVG	TD	LNG
2018	3/0	2	8	25.0	18	0	1	13	3	15	5.0	0	15
TOTAL	**3/0**	**2**	**8**	**25.0**	**18**	**0**	**1**	**13**	**3**	**15**	**5.0**	**0**	**15**



10 JORDAN JONES

WR | 6-1 | 185 | Junior
Smackover, Ark. | Smackover HS

2018 (SOPHOMORE): Played in all 12 games for the Razorbacks as a sophomore in 2018 ... Totaled 278 snaps over the course of the year, according to Pro Football Focus, primarily out wide, getting 229 plays from that spot on the field ... Caught 17 passes for 191 yards and one touchdown, averaging 11.2 yards per reception ... Also had one rush for nine yards ... Put together his best performance of the season in the first game of the year, hauling in five catches for 132 yards and a score against Eastern Illinois ... His longest of the day came near the end of the second quarter on a 57-yard pass from Ty Storey to complete a one-play drive and increase the score to 38-6 ... Brought in a 46-yard catch a few drives earlier in the game to set up Arkansas' third score of the day ... It was the only 100-yard receiving game of the season for the Razorbacks, extending Arkansas' streak of 12 consecutive years with at least one player to cross the 100-yard receiving threshold in a contest ... Caught a pass in each of the first games of the year, the second-longest streak by a Razorback to begin the 2018 campaign ... Later put together a stretch of four-straight games with a reception from weeks eight-through-12 ... Turned in a receiving grade of 90.0 from PFF in the game against EIU, finishing with a 91.9 overall offensively in the contest ... Helped the Arkansas offense to 4,028 yards of total offense and 28 touchdowns, with 2,307 yards and 17 scores coming through the air.

2017 (REDSHIRT FRESHMAN): Started 6 of 12 games played ... Third on the team in receiving (401), tied for third in receptions (21) and tied for second in touchdown receptions (2) ... Led the team in yards per reception (19.1) ... Longest catch was 65 yards ... Rushed eight times for 88 yards ... Longest rush was 30 yards ... Recorded one 100-yard receiving game ... Recorded 13 catches for 226 yards and two touchdowns over a four-game stretch from Sept. 30 against New Mexico State through Oct. 21 against No. 21 Auburn ... Third on the team in first-down catches (14) ... Second on the team in 15+ yard catches (13) ... Second on the team in 25+ yard catches (4) ... Of his eight receptions on third down, seven resulted in a first down and five went for 15+ yards ... 19 of his last 27 touches resulted in either a first down or a touchdown ... Closed the season with at least one catch in 10 games, including each of the last four ... vs. Texas A&M (Sept. 23): Turned a pair of jet sweeps into 50 rushing yards ... vs. New Mexico State (Sept. 30): Caught four passes for 84 yards ... Had receptions of 16, 21 and 32 yards in the first half ... at South Carolina (Oct. 7): Followed up with three receptions for 37 yards and his first career touchdown grab ... at No. 1 Alabama (Oct. 14): Made four catches for 72 yards and a touchdown ... vs. Missouri (Nov. 24): Brought in his first two targets for 122 yards, including a 57-yard touchdown, in the first quarter ... His other reception was a 65-yard gain, Arkansas' longest reception of the year ... His 122 yards receiving were the most by an Arkansas player on the season and the most by a Razorback since Jared Cornelius had 146 vs. Alabama on Oct. 8, 2016 ... Became the only Arkansas player with multiple catches of 50+ yards on the year, the first Razorback to accomplish that feat since Keon Hatcher and Rawleigh Williams III each had a pair of 50+ yard catches in 2016.

2016 (FRESHMAN): Redshirted during initial year with the program.

HIGH SCHOOL: Four-star recruit by ESPN ... Consensus national top 100 wide receiver ranking by ESPN, Rivals, Scout and 247Sports, with a best of No. 63 by ESPN ... No. 4 overall ranking in the state of Arkansas by 247 Sports and No. 5 by ESPN and Rivals ... Named to the 2015 All-Arkansas Preps first team as a wide receiver ... Chosen as Hawgs247 Class of 2016 All-State wide receiver ... As a senior, had 36 receptions for 721 yards and 11 touchdowns ... Saw time at quarterback in the Wildcat offense, completing 8 of 16 passes for 149 yards and one touchdown, while rushing 21 times for 150 yards and one touchdown ... Also had 19 tackles and four interceptions as a defensive back in his senior season ... As a junior, had 31 receptions for 779 yards and nine touchdowns ... As a sophomore, had 25 receptions for 687 yards and 10 touchdowns ... Caught four passes for 137 yards and one touchdown in the 2014 3A Arkansas State Championship game ... Coached by Brian Strickland at Smackover High School ... Chose Arkansas over Tulsa.

PERSONAL: Born on Jan. 20, 1998 ... Son of Adrian Jones and Cashonna Moore ... Communication major.

JONES' CAREER RECEIVING/RUSHING STATS

		RECEIVING					RUSHING				
	GP/GS	REC	YDS	AVG	TD	LNG	RUSH	YDS	AVG	TD	LNG
2017	12/6	21	401	19.1	3	65	8	88	11.0	0	30
2018	12/0	17	191	11.2	1	57	1	9	9.0	0	9
TOTAL	**24/6**	**38**	**592**	**15.6**	**4**	**65**	**9**	**97**	**10.8**	**0**	**30**



Scotties® COMFORT, by design™



Learn more at scottiesfacial.com

©2019 Irving Consumer Products, Inc. ©Scotties is a registered trademark of Kimberly-Clark Worldwide, Inc. used under license by Irving Consumer Products Inc. ™Trademark of Irving Consumer Products, Inc.

Fayetteville ☆ Fort Smith



facebook.com/RadioJonDeek



87 BLAKE KERN

TE | 6-4 | 256 | Junior
Lamar, Ark. | Lamar HS

2018 FALL SEC ACADEMIC HONOR ROLL

2018 (SOPHOMORE): Played in 10 games for the Razorbacks in 2018 ... Totaled 59 snaps over the course of his sophomore season, according to Pro Football Focus, 10 at the tight end spot and 49 on field goal/extra point kicks ... Did not record any statistics.

2017 (REDSHIRT FRESHMAN): Did not play in any games.

2016 (FRESHMAN): Redshirted during initial year with the program.

HIGH SCHOOL: Hauled in 16 receptions for 332 yards and nine touchdowns as a senior ... Rushed for 675 yards on 88 carries and six touchdowns ... Recorded 61 tackles, 2.0 tackles for loss, 2.0 sacks, three interceptions, a forced fumble, a recovered fumble and one pass deflection at defensive end ... Coached by Josh Jones.

PERSONAL: Born on Aug. 25, 1997 ... Son of Bart and Aimee English ... Has a younger sister, Taylor English ... Recreation and sport management major.

KERN'S CAREER RECEIVING STATS

	GP/GS	REC	YDS	AVG.	TD	LG
2018	10/0	0	0	0.0	0	0
TOTAL	**10/0**	**0**	**0**	**0.0**	**0**	**0**



20 GIOVANNI LaFRANCE

LB | 6-1 | 237 | Junior
New Orleans, La. | Saint Augustine HS

2018 (SOPHOMORE): Played in nine games for the Razorbacks in 2018 ... Totaled 53 snaps over the course of his sophomore season, seeing eight plays on defense and 45 on kick & punt coverage, as well as on the punt return units ... Recorded three tackles, one solo ... Recorded his lone solo stop in the season opener against Eastern Illinois, then posted two assisted tackles on the road at Mississippi State on Nov. 17.

2017 (REDSHIRT FRESHMAN): Played in two games on special teams (at No. 24 LSU on Nov. 11 and vs. Missouri on Nov. 24) ... vs. Missouri (Nov. 24): Recorded one tackle.

2016 (FRESHMAN): Redshirted during initial year with the program.

HIGH SCHOOL: A consensus three-star recruit by ESPN, Rivals, Scout and 247Sports ... Rated as the No. 23 inside linebacker in the class of 2016 by 247Sports ... Ranked as the No. 32 outside linebacker in the nation by ESPN ... Listed as the No. 54 inside linebacker in the country and No. 1 inside linebacker in the state of Louisiana by Scout ... Earned an ESPN scout grade of 78 as the No. 36 player in the state of Louisiana ... A consensus top 50 player in the state of Louisiana by ESPN, 247Sports (No. 42) and Rivals (No. 50) ... Registered over 250 tackles in his two years at Saint Augustine, earning All-District honors both seasons ... Named to the New Orleans Advocate Large School All-Metro second team as a senior ... Totaled 99 tackles, including 73 solo, eight tackles for loss and five sacks during his senior season at Saint Augustine under head coach Al Jones ... Put together five double-digit tackle performances during the 11-game season while also rushing for 128 yards and four touchdowns ... Had 88 tackles, 12 tackles for loss, five sacks and two forced fumbles as a junior after a 76-tackle sophomore campaign ... Selected Arkansas over Louisville, Texas Tech, Oklahoma State, Arizona State, Cal, Utah and others.

PERSONAL: Born on April 26, 1997 ... Son of Garland LaFrance and Brandi Green ... Recreation and sport management major.

LaFRANCE'S CAREER DEFENSIVE STATS

	GP/GS	UT	AT	TOT	TFL	SACK	FF/FR	INT	QBH	BRUP
2017	2/0	1	0	1	0.0	0.0	0/0	0	0	0
2018	9/0	1	2	3	0.0	0.0	0/0	0	0	0
TOTAL	**11/0**	**2**	**2**	**4**	**0.0**	**0.0**	**0/0**	**0**	**0**	**0**


TELEMUNDO
ARKANSAS
KEGW
Informs You. Connects You. Inspires You.
A World of Emotions
www.telemundoarkansas.com
SPOTLIGHT
Latino
TUNE IN EVERY
Saturday | Sunday
10:30 AM | 5:00PM
Fayetteville | Fort Smith | Little Rock


YOUR ONE STOP FOR HOG GEAR!
LOCATIONS AT
DONALD W. REYNOLDS RAZORBACK STADUIM
NORTH & SOUTH ENDZONES
KIOSKS THROUGHOUT THE STADIUM
CONCOURSES AND EAST CLUB AREA
HOG HEAVEN
BUD WALTON ARENA
STORE HOURS
SUN
10AM-4PM
(AFTER HOME FOOTBALL GAME)
MON-FRI
10AM-6PM
SAT
10AM-5PM
SHOP ONLINE ANYTIME
SHOP.ARKANSASRAZORBACKS.COM
CALL THE STORE
(479) 575-3815
All proceeds from sales at Hog Heaven directly benefit Razorback Athletics and more than 460 student-athletes at the University of Arkansas.



19 CONNOR LIMPERT

K | 6-1 | 175 | Senior
Allen, Texas | Allen HS

2018 FALL SEC ACADEMIC HONOR ROLL
2017 FALL SEC ACADEMIC HONOR ROLL

2018 (JUNIOR): Played in all 12 games as a junior for the Razorbacks as the team's primary kicker ... Semifinalist for the Lou Groza Award, presented annually to the nation's top kicker ... Participated in 114 plays, 54 field goal/extra point snaps and 60 kickoff plays, according to Pro Football Focus ... Connected on 19-of-24 in field goal attempts of the course of the season, good for 79.2 percent ... His clip is tied for sixth-best in a season by a Razorback, even with Bruce Lahay in 1981, who also put together a 19-24 mark ... The 19 field goals also matched Lahay & Steve Little's (1977) for fourth-most in a single season by an Arkansas kicker ... Put together a streak of 10-straight field goal attempts made from Sept. 22-Oct. 27, the third-longest in school history ... Opened the season with a 2-for-2 day against Eastern Illinois and followed it up with two more made on the road at Colorado State on Sept. 8 ... Hit a career-long 54-yard field goal against North Texas on Sept. 15 ... Began his streak of 10-straight made after connecting on his second of the game from 29 yards out ... Posted 40+ yard FGM in each of the next two games vs. Texas A&M and Alabama, launching from 47 and 41 yards, respectively ... Made all four of his field goals against Ole Miss on a cold, rainy night in Little Rock on Oct. 13 ... Connected on kicks from 43, 38, 38 and 36 yards against the Rebels to become the first Razorback since Alex Tejada in 2007 to go 4-for-4 in a game ... It was tied for the third-most FGM in a game, just behind five set twice by Kendall Trainor in 1988 ... Followed up his Ole Miss performance with three consecutive field goals against Tulsa to improve his streak to 10 ... Lost his streak on what would've been the third-longest FG in Arkansas history with a miss from 60 yards against Vanderbilt the following week, but entered the record books by nailing a 55-yarder later in contest for the No. 7 kick in school history ... The field goal made him the first Razorback kicker with multiple 50-yard FGs made in a season since Zack Hocker in 2013 (53, 51, 54) ... Perfect 29-29 in extra point attempts in 2018 ... Received an 86.0 grade from PFF in field goal kicking for his performance as a junior ... Led the team in scoring with 86 points.

2017 (SOPHOMORE): Converted 8 of 9 field-goal attempts ... Longest made kick was from 48 yards out ... Perfect from 30-39 yards, making all five attempts ... Only miss was a 44-yard attempt on the road at Ole Miss (Oct. 28) ... Served as the team's kickoff specialist and was responsible for all 66 kickoffs ... Averaged 60.7 yards per kickoff with 21 touchbacks ... at South Carolina (Oct. 7): Converted from 48 yards out on his first field-goal attempt of the season ... at No. 1 Alabama (Oct. 14): Connected on a 30-yard field-goal attempt ... vs. No. 21 Auburn (Oct. 21): Made field-goal attempts from 34 and 38 yards out ... at Ole Miss (Oct. 28): After missing a 44-yard attempt earlier in the game, clinched the victory with a 34-yard field goal with four seconds remaining ... He made his first three attempts at the game winner but Ole Miss called three timeouts, negating those ... It was the Razorbacks' first game-winning field goal since Alex Tejada booted a 37-yarder against East Carolina in the 2010 Liberty Bowl ... vs. Coastal Carolina (Nov. 4): Made his lone field-goal attempt from 46 yards out ... at No. 24 LSU (Nov. 11): Booted through a 38-yard field-goal attempt ... vs. Missouri (Nov. 24): Nailed a 42-yard field-goal attempt in the season finale ... Ended the year with four straight field-goal makes.

2016 (FRESHMAN): Served as the team's primary kickoff specialist ... Kicked off 43 times for 2,656 yards in nine games ... Nine of his kickoffs were touchbacks.

HIGH SCHOOL: Ranked the No. 35 kicker in the class by ESPN with a grade of 73 ... A four-year letter winner at Allen High School under head coach Tom Westerberg ... As a senior, earned All-County first team special teams honors, was named to the All-District 6A second team and was selected as a Kohl's High School All-American honorable mention ... Helped the Eagles to a 14-1 record and the Texas 6A D1 state semifinals ... Made 84 of 87 PAT attempts for a conversion rate of 96.55 ... Booted through 19 of 24 field goals with a long of 48 ... As a junior, converted seven of seven PAT attempts ... Made 28 of 31 PAT attempts and one of four field goal attempts as a sophomore ... In his freshman season, made 36 of 43 PAT attempts and three of four field goals.

PERSONAL: Born on Oct. 17, 1997 ... Son of Lisa and the late Scott Limpert ... Has one sister, Nicole ... Recreation and sport management major.

LIMPERT'S CAREER KICKING STATS

	G	PAT/ATT	PCT	FG/ATT	PCT	PTS	LG
2016	9	0/0	0.0	0/0	0.0	0	0
2017	12	33/34	97.0	8/9	88.9	57	48
2018	12	29/29	100.0	19/24	79.2	86	55
TOTAL	**33**	**62/63**	**98.4**	**27/33**	**81.8**	**143**	**55**

LIMPERT'S CAREER FIELD GOAL STATS

	G	1-19	20-29	30-39	40-49	50+	LG
2016	9	0-0	0-0	0-0	0-0	0-0	0
2017	12	0-0	0-0	5-5	3-4	0-0	48
2018	12	0-0	5-5	9-10	3-6	2-3	55
TOTAL	**33**	**0-0**	**5-5**	**14-15**	**6-10**	**2-3**	**55**

LIMPERT'S CAREER KICKOFF STATS

	G	NO	YDS	AVG	TB
2016	9	43	2,656	61.8	9
2017	12	66	4,008	60.7	21
2018	12	59	3,356	56.9	17
TOTAL	**33**	**168**	**10,020**	**59.6**	**47**





iHeartRADIO

ENJOY NEW, **COMPLIMENTARY WIFI** AT DONALD W. REYNOLDS RAZORBACK STADIUM

CONNECT AS ONE RAZORBACK

HOW TO CONNECT

1. In settings, make sure your WiFi is set to "on."
2. Choose **#RazorbackWiFi** from the networks list.
3. Once you're connected, you will be prompted with a portal page to log on and submit.
4. Enjoy!



18 JACK LINDSEY

QB | 6-2 | 204 | Junior
Fayetteville, Ark. | Springdale HS

2018 (SOPHOMORE): Played in 10 games for the Razorbacks as a sophomore in 2018 ... Totaled 46 snaps on special teams, primarily serving as the team's field goal/extra point holder.

2017 (REDSHIRT FRESHMAN): Did not play in any games.

2016 (FRESHMAN): Redshirted during initial year with the program.

HIGH SCHOOL: As a senior, completed 201 of 365 passes for 2,226 yards, which ranked second in the Arkansas 7A West Conference ... Tossed 16 touchdown passes and rushed for a pair of touchdowns while throwing just six interceptions ... Led Springdale to its first playoff appearance since 2011 under first-year head coach and former Arkansas QB Zak Clark, who spent the previous five seasons as an assistant at Fayetteville High School.

PERSONAL: Born on May 6, 1998 ... Part of a long line of Razorbacks ... Son of Lyndy and Laura Lindsey ... Lyndy was a four-year letter winner at Arkansas from 1988-91 ... Grandson of former Razorback great Jim Lindsey, who was a captain on the 1964 national championship team ... Nephew of Springdale head coach Zak Clark, who lettered at Arkansas from 2000-01 ... Has two younger brothers, Sam and Link, and a younger sister Libby ... Recreation and sport management major.

LINDSEY'S CAREER PASSING/RUSHING STATS

		PASSING							RUSHING				
	GP/GS	COMP	ATT	PCT	YDS	TD	INT	LNG	RUSH	YDS	AVG	TD	LNG
2018	10/0	-	-	-	-	-	-	-	-	-	-	-	-
TOTAL	**10/0**	**-**	**-**	**-**	**-**	**-**	**-**	**-**	**-**	**-**	**-**	**-**	**-**



42 JONATHAN MARSHALL

DL | 6-3 | 299 | Junior
Shepherd, Texas | Shepherd HS

2018 (SOPHOMORE): Played in 11 of 12 games for the Razorbacks during his sophomore season ... Totaled 363 snaps over the course of the year, according to Pro Football Focus, including 286 on the defensive line and 77 on special teams ... Recorded 14 total tackles, four solo ... Posted a tackle in each of the first two games of the year, before tallying two against Texas A&M on Sept. 29 ... Put together three more multi-tackle performances against Tulsa (three), LSU (two) and Mississippi State (three) ... Earned tackling grades from PFF of 70.0 or higher in four games, including a season-high 73.5 vs. the Golden Hurricane ... Notched his best overall defensive grade of the year three weeks later against the Tigers, topping out at 73.1 with run defense and tackling marks of 73.9 and 70.2, respectively ... Part of a defensive crew that racked up 882 total tackles over the course of the 2018 campaign.

2017 (REDSHIRT FRESHMAN): Added depth to the defensive line seeing action in all 12 games and playing 160 snaps ... Finished with six tackles, including 0.5 for loss, and a pair of quarterback hurries.

2016 (FRESHMAN): Redshirted during initial year with the program.

HIGH SCHOOL: A consensus three-star recruit by ESPN, Rivals, Scout and 247Sports ... Ranked as the No. 17 strong-side defensive end in the country and the No. 374 overall recruit by 247Sports ... Top 50 player in the state of Texas by 247Sports and No. 77 by ESPN ... Rated as the No. 57 defensive end by ESPN and No. 59 by Scout ... Labeled the No. 11 defensive end in the state of Texas by Scout ... Finished with a three-star rating as the No. 30 strong-side defensive end in the nation No. 93 ranking in the state of Texas by 247Composite, a combined index of national recruiting rankings ... Earned 4A All-State second team honors from Texas Associated Press Sports Editors as a senior in 2015 under the guidance of head coach Chip Keel ... Also named the District 8-4A Division II Defensive MVP ... Produced 71 tackles, 21 tackles for loss and 10 sacks as a junior ... Named to the 8-4A All-District second team in 2014 ... Earned District 22-3A Newcomer of the Year as a sophomore after 22 of his 39 tackles went for a loss, highlighted by five sacks ... Four-year letterwinner in basketball at Shepherd under head coach Jeremy Bennett ... Earned 23-4A All-District second team honors as a junior ... Scored over 1,100 points and grabbed more than 800 rebounds in his career ... Has collected 28 career double-doubles ... Qualified for regionals in the shot put ... Chose Arkansas over Oklahoma State, TCU, Nebraska and others.

PERSONAL: Born on Sept. 16, 1997 ... Son of John and Wynee Marshall ... Cousin, Cedric Reed, played at Texas and is currently with the Buffalo Bills ... Relative, Cedric Hardman, was the ninth overall pick of the 1970 NFL Draft by the San Francisco 49ers and is currently the franchise's all-time leader with 112.5 sacks ... Recreation and sport management major.

MARSHALL'S CAREER DEFENSIVE STATS

	GP/GS	UT	AT	TOT	TFL	SACK	FF/FR	INT	QBH	BRUP
2017	12/0	2	4	6	0.5	0.0	0/0	0	2	0
2018	11/0	4	10	14	0.0	0.0	0/0	0	0	0
TOTAL	**23/0**	**6**	**14**	**20**	**0.5**	**0.0**	**0/0**	**0**	**2**	**0**



18 MYLES MASON

DB | 6-2 | 203 | Sophomore
Trussville, Ala. | Hewitt-Trussville HS

2018 (FRESHMAN): Played in nine games for the Razorbacks in his first season on the Hill ... Totaled 106 snaps as a freshman, with 69 coming in defensive coverage and 37 on Arkansas' special teams units ... Posted five tackles, one solo, spread out over four games ... Opened the season with a tackle against Eastern Illinois ... Recorded stops in back-to-back games vs. Tulsa (Oct. 20) and Vanderbilt (Oct. 27) ... Wrapped the season with a high of two tackles, including his solo stop at Missouri on Nov. 23 ... Finished the season with a 73.6 run defense grade from PFF while also posting individual tackling marks of 76.2 (Eastern Illinois) and 78.2 (Tulsa) to wrap the year at 69.4 overall in the category ... Part of a defensive crew that racked up 882 total tackles over the course of the 2018 campaign.

HIGH SCHOOL: Four-star recruit by ESPN ... Top-15 prospect in Alabama by ESPN (No. 10), 247Sports (No. 13) and Rivals (No. 16) ... No. 21 ranked safety in the class by ESPN and No. 29 by 247Sports ... No. 431 ranked player in the nation by 247Sports Composite ... Helped Hewitt-Trussville to an 11-0 overall record and 7-0 mark in region play as a senior in 2017 ... Tallied 41 tackles, two pass breakups on defense and five touchdowns on offense, while missing four games due to injury ... Rushed 30 times for 277 yards and five touchdowns ... Had a rushing TD in four games, including a two-score effort in a 49-7 season-opening win against Grissom ... Turned in five stops, including 2.0 for loss, in a 45-13 win against James Clemens ... Logged a season-high 13 solo tackles in a 45-35 win against Florence ... Coached by Josh Floyd ... Played his freshman, sophomore and junior seasons at Pleasant Grove before transferring to Hewitt-Trussville ... Played running back, receiver and defensive back for the majority of his career at Pleasant Grove ... Had 84 tackles on defense as a junior ... Helped lead the Spartans to a state championship runnerup spot en route to second-team all-state honors as a freshman in 2014 ... Chose Arkansas over Alabama, Auburn, LSU, Mississippi State, Tennessee, Florida State and others ... His father, Larry, played at Southern Miss and Troy, and professionally in USFL (Jacksonville Bulls), Canadian Football League (Calgary Stampeders) and NFL (Cleveland Browns and Green Bay Packers) in the 1980s and early 1990s.

MASON'S CAREER DEFENSIVE STATS

	GP/GS	UT	AT	TOT	TFL	SACK	FF/FR	INT	QBH	BRUP
2018	9/0	1	4	5	0.0	0.0	0/0	0	0	0
TOTAL	**9/0**	**1**	**4**	**5**	**0.0**	**0.0**	**0/0**	**0**	**0**	**0**


THE
TICKET
92.1 FM
PAUL
FINEBAUM
2 P.M. – 6 P.M.
THE RED ZONE
Josh Bertaccini
6 A.M. – 9 A.M.


RAZORBACKS
Local Spanish TV Station
Fayetteville | Fort Smith | Little Rock
UNIVISION
ARKANSAS
KXUN | KLRA
Visit our website
www.latinotvar.com
One Community. One Heart.



4 JARQUES McCLELLION

DB | 6-0 | 175 | Sophomore
Lake Worth, Fla. | American Heritage School

2018 (REDSHIRT FRESHMAN): Played in all 12 games for the Razorbacks as a redshirt freshman, starting nine at the cornerback spot ... Totaled 701 snaps, 606 in defensive coverage, according to Pro Football Focus, while also seeing time on Arkansas' special teams units ... Recorded 25 tackles, 21 solo, while also getting credit for seven pass breakups ... Opened the season with one stop vs. Eastern Illinois before racking up four, all solo, the next week at Colorado State ... Tallied two tackles in each of the next two games against North Texas and in the SEC opener at Auburn, then put together another four-tackle day vs. Texas A&M on Sept. 29 in Arlington ... Hit a season-high five tackles, another all solo game, in Little Rock against Ole Miss ... Notched two more multi-tackle performances in the home finale vs. LSU with three and on the road in the final game of the year at Missouri with two ... Began the year with five-straight games with PFF tackling grades over 73.0, with a high of 79.1 at Colorado State ... Earned his highest overall defensive grade from the outlet in the season finale, piecing together a mark of 70.2 behind a 76.2 tackling grade ... Part of a defensive crew that racked up 882 total tackles over the course of the 2018 campaign.

2017 (FRESHMAN): Redshirted during initial year with the program.

HIGH SCHOOL: Consensus three-star prospect by ESPN, Rivals, Scout and 247Sports ... Rated the No. 53 cornerback in the class of 2017 and No. 17 corner in the South by Scout ... ESPN tabbed him the No. 62 cornerback with a scout grade of 77 ... Ranked the No. 89 cornerback and No. 113 player in the state of Florida by 247Sports Composite ... Won the 2017 Brandon Flowers Defensive Player of the Year Award, which is named after his cousin who currently plays in the NFL for the Los Angeles Chargers ... Earned an invite to the Blue-Grey All-American Bowl held in Jacksonville ... Named to the Sun-Sentinel Super 11 prior to the season ... Earned all-area recognition ... Totaled 46 tackles and 21 pass breakups as a senior ... Also had four receiving touchdowns ... Helped lead American Heritage High School to the 2015 Florida 3A state championship game and a 10-3 record ... Had eight interceptions and 45 tackles as a junior ... Selected Arkansas over Florida, Louisville, Michigan State, Nebraska, North Carolina, Kentucky, West Virginia, Purdue, Maryland, Syracuse, Boston College, California and others.

PERSONAL: Born on Dec. 3, 1997 ... Son of Tamika and Central McClellion ... Father, Central, played football at Ohio State ... Undecided on a major ... Cousin of Brandon Flowers, who played cornerback for the Kansas City Chiefs and San Diego Chargers.

McCLELLION'S CAREER DEFENSIVE STATS

	GP/GS	UT	AT	TOT	TFL	SACK	FF/FR	INT	QBH	BRUP
2018	12/9	21	4	25	0.0	0.0	0/0	0	0	7
TOTAL	**12/9**	**21**	**4**	**25**	**0.0**	**0.0**	**0/0**	**0**	**0**	**7**





36 D'VONE McCLURE

LB | 6-2 | 219 | Junior
Rixey, Ark. | Jacksonville HS

2018 (SOPHOMORE): Played in all 12 games for the Razorbacks as a sophomore, starting six games at the nickelback spot ... Totaled 466 snaps over the course of the 2018 season, according to Pro Football Focus, with 370 on defense and 96 on Arkansas' special teams units ... Recorded 26 total tackles, 19 solo, including 2.0 tackles for loss (11 yards) and a sack (eight yards) ... Also broke up three passes and forced a fumble ... Posted two tackles in that contest against the Panthers, which featured his one sack of the year, a strip-sack that was returned 60 yards by the Razorbacks to the EIU five-yard line ... Followed it up with a season-high nine, five solo, at Colorado State a week later ... Put together multi-tackle performances in five of the last six games, reaching three tackles against Tulsa (Oct. 20), Vanderbilt (Oct. 27) and at Mississippi State (Nov. 17) ... Hit a season-best 80.4 grade from PFF in tackling against the Golden Hurricane, while finishing out the year with three consecutive games with marks over 75.0 in the category ... Part of a defensive crew that racked up 882 total tackles over the course of the 2018 campaign.

2016 (FRESHMAN): Saw action in five games ... at Missouri (Nov. 25): Recorded a tackle on special teams.

HIGH SCHOOL: Earned all-state honors after catching 58 passes for 944 yards and nine touchdowns as a senior in 2011 ... Also rushed 36 times for 293 yards and three touchdowns ... Added 234 yards on eight kickoffs ... Twice named to the All-Arkansas Baseball Team by the Northwest Arkansas Democrat-Gazette ... Was a second-team Rawlings High School All-America selection and first-team all-southeast region by Rawlings ... Also named to the 2012 Louisville Slugger Pre-Season High School All-America team ... Signed to play baseball for the Razorbacks in 2011, but was selected by the Cleveland Indians in the fourth round of the 2012 MLB Draft ... Played four seasons in the Indians' minor league system.

PERSONAL: Born on Jan. 22, 1994 ... Son of Cynthia and Robert McClure ... Has six siblings: DeShone, Dmon, Damon, Broderick, Robert and Nakeisha ... DeShone played for the Texas Legends, the NBA Development League affiliate for the Dallas Mavericks, in 2014.

McCLURE'S CAREER DEFENSIVE STATS

	GP/GS	UT	AT	TOT	TFL	SACK	FF/FR	INT	QBH	BRUP
2017	5/0	1	0	1	0.0	0.0	0/0	0	0	0
2018	12/6	19	7	26	2.0	1.0	1/0	0	0	3
TOTAL	**17/6**	**20**	**7**	**27**	**2.0**	**1.0**	**1/0**	**0**	**0**	**3**



Opportunity AWAITS



IMMERSE yourself in a team of diverse, passionate individuals who love ideas and exploring the why.

ENGAGE in an environment that embraces challenges and collaboration.

SERVE the needs of the client, community and your colleagues, all while enjoying a healthy work/life balance.

PICTURE YOURSELF HERE

COX

Learn more at coxmedia.com/careers

Cox is an Equal Opportunity Employer





31 GRANT MORGAN

LB | 5-11 | 229 | Junior
Greenwood, Ark. | Greenwood HS

2018 FALL SEC ACADEMIC HONOR ROLL

2018 (SOPHOMORE): Played in all 12 games for the Razorbacks in 2018 ... Totaled 299 snaps over the course of his sophomore season, according to Pro Football Focus, seeing 110 on defense and 189 on Arkansas special teams units ... Recorded 24 total tackles, eight solo, including 2.5 for loss, while also getting credit for two quarterback hurries and one pass breakup ... Opened the season with five tackles against Eastern Illinois, including 0.5 TFL for a yard ... Posted at least half-a-tackle for loss in each of the first three contests, notching the same line at Colorado State behind a total of four stops ... Added three tackles vs. North Texas, which featured a TFL for two yards ... Other half-a-tackle for loss came against Alabama on Oct. 6 as part of a five-tackle performance, including a season-best three solo stops ... Tallied tackles in seven of the last eight games of the year ... Earned tackling grades over 73.0 from PFF in four games, with a 2018-high of 80.6 coming in the first game of the season against the Panthers ... Also topped out in run defense in that contest at 73.7 ... Recorded his best overall defensive grade in the finale at Missouri, putting together a mark of 76.9 ... Finished the season with a defensive pressure grade of 83.0 from the outlet ... Part of a defensive crew that racked up 882 total tackles over the course of the 2018 campaign.

2016 (FRESHMAN): Redshirted during initial year with the program.

HIGH SCHOOL: Tabbed the No. 22 player in the state of Arkansas and the No. 71 inside linebacker in the class by 247Sports ... A three-year letterwinner at Greenwood High School ... Named the 2015 Arkansas Democrat-Gazette Defensive Player of the Year, Southwest Times Record Player of the Year and earned Arkansas Democrat-Gazette All-Prep honors as a senior ... Selected to the All-Arkansas Varsity first team defense ... Finished the season with 149 tackles, including 25 for loss, three sacks, four pass deflections and two fumble recoveries ... Also had 11 receptions for 283 yards and five touchdowns ... Helped Greenwood High School to a 12-1 record and the 6A state championship where he tallied 13 tackles ... Earned All-State honors as a junior ... Logged 80 tackles, including 10 for loss, one sack, three interceptions and three fumble recoveries ... Also caught six passes for 122 yards and two touchdowns, helping the Bulldogs to a 7-5 record and the second round of the 6A state playoffs ... As a sophomore, registered 88 tackles, including 17 for loss, two quarterback hurries, two forced fumbles, three interceptions and one pass breakup ... Also had 16 receptions for 202 yards and six touchdowns ... Coached by head coach Rick Jones ... Chose Arkansas over Air Force, Central Arkansas, Tulsa and others.

PERSONAL: Born on Jan. 23, 1998 ... Son of Matt Morgan and Annie Shaw ... Younger brother of former Arkansas wide receiver Drew Morgan ... Also has two younger sisters, Paige and MJ, and a younger step brother, Braden ... Kinesiology major.

MORGAN'S CAREER DEFENSIVE STATS

	GP/GS	UT	AT	TOT	TFL	SACK	FF/FR	INT	QBH	BRUP
2017	12/0	22	16	38	3.5	1.0	1/0	0	2	2
2018	12/0	8	16	24	2.5	0.0	0/0	0	2	1
TOTAL	**24/0**	**30**	**32**	**62**	**6.0**	**1.0**	**1/0**	**0**	**4**	**3**





19 TYSON MORRIS

WR | 6-1 | 200 | Sophomore
Helena-West Helena, Ark. | Fayetteville HS

2018 (REDSHIRT FRESHMAN): Played in 11 of 12 games for the Razorbacks in 2018 ... Totaled 181 snaps over the course of his Redshirt Freshman season, according to Pro Football Focus, with 82 coming on offense and 99 on Arkansas' kick & punt return units ... Caught four passes for 30 yards and a touchdown, averaging 7.5 yards per reception ... Posted his first catch of his collegiate career on an 11-yard play vs. Alabama on Oct. 6 ... Racked up his other three receptions against Vanderbilt (Oct. 20), going 19 yards ... Earned his first touchdown of the season vs. the Commodores, scoring on another 11-yard pass from Ty Storey in the fourth quarter ... Returned two kickoffs, one at Colorado State on Sept. 1 and another in the season finale at Missouri on Nov. 23 that was returned 19 yards ... Also recorded one tackle on special teams against North Texas (Sept. 15).

2017 (FRESHMAN): Redshirted during initial year with the program.

HIGH SCHOOL: Earned all-state and all-conference honors after helping lead his team to a Class 7A state championship as a senior ... Named to the 2015 ALL-USA Arkansas Football Team ... Earned first team all-conference honors as a junior and second team all-conference honors as a sophomore ... Coached by Daryl Patton.

PERSONAL: Born on March 23, 1998 ... Son of Isaiah and Synetra Morris ... Father, Isaiah, played basketball for Arkansas from 1990-92 and was a second-round pick in the 1992 NBA Draft to the Miami Heat ... Has one sibling, Devin Morris ... Signed with Central Oklahoma out of high school.

MORRIS' CAREER RECEIVING STATS

	GP/GS	REC	YDS	AVG.	TD	LG
2018	11/0	4	30	7.5	1	11
TOTAL	**11/0**	**4**	**30**	**7.5**	**1**	**11**



93 ISAIAH NICHOLS

DL | 6-3 | 277 | Redshirt Freshman
Springdale, Ark. | Springdale HS

2018 (FRESHMAN): Played in three games for the Razorbacks in 2018 ... Totaled 45 snaps during his first season of collegiate football, according to Pro Football Focus, with 42 coming on the defensive line ... Recorded one tackle in the season opener against Eastern Illinois, a solo stop.

HIGH SCHOOL: Consensus three-star prospect by ESPN, Rivals and 247Sports as both a strong-side defensive end and defensive tackle ... Rated the No. 6 player in the state of Arkansas by ESPN and the No. 59 defensive tackle in the class ... 247Sports Composite ranking tabbed him the No. 37 ranked strong-side defensive end and No. 8 player in the state ... Coached by Zak Clark at Springdale High School ... Produced a staggering 43 tackles for loss his final two seasons ... Finalist for the Hooten's Arkansas Football Class 7A/6A Defensive Player of the Year ... Despite being double and triple-teamed as a senior, he finished with 73 tackles, 30.5 tackles for loss, 8.5 sacks and 49 quarterback hurries ... As a junior, he totaled 54 tackles, 12.5 tackles for loss and 2.5 sacks ... Chose Arkansas over Mississippi State, Missouri, NC State, Kansas State, Iowa State, UCF, Memphis, Louisiana Tech, Kansas, Tulsa and others.

NICHOLS' CAREER DEFENSIVE STATS

	GP/GS	UT	AT	TOT	TFL	SACK	FF/FR	INT	QBH	BRUP
2018	3/0	1	0	1	0.0	0.0	0/0	0	0	0
TOTAL	**3/0**	**1**	**0**	**1**	**0.0**	**0.0**	**0/0**	**0**	**0**	**0**



im·pact

Impact.

It's what we strive for every day.

Do journalism with impact. It's the mantra in our newsroom. How does it happen? By looking after our readers' interests. By investigating real stories with real meaning. By clearly focusing on our community's priorities.

What happens here matters to us not just as journalists, but as parents, neighbors and friends. Rest assured, if it impacts the community, we have it covered.

TIMES RECORD

Local. Trusted. Connected.

Join us and subscribe today.
479-785-7700, opt 1

GateHouse Media®
GateHouse Media Publications
America's largest publisher of community newspapers





85 CHEYENNE O'GRADY

TE | 6-4 | 256 | Senior
Fayetteville, Ark. | Fayetteville HS

2018 (JUNIOR): Played in 10 of 12 games for the Razorbacks during his junior season, starting five at the tight end position ... Earned two Pro Football Focus SEC Team of the Week honors in back-to-back games after performances against Texas A&M (Sept. 29) and Alabama (Oct. 6) ... Totaled 352 snaps over the course of the 2018 campaign, according to PFF ... Led the team in receptions (30) and receiving touchdowns (6), racking up 400 yards for an average of 13.3 per catch ... All of his receptions came in the final eight games of the year, after missing the first two games and not hauling in a pass in his first two contests played vs. North Texas and at Auburn ... Recorded his first catch of the season against the Aggies as part of a three-catch, 77-yard performance, leading the team in receiving yards for the first of four times in 2018 ... Followed it up with season-high seven receptions, going for 48 yards, finding the end zone twice against the Crimson Tide ... Scored on an eight-yard pass from Ty Storey in the first quarter, then again in the second on a three-yard catch to become the second Razorback receiver at that point in the year to score two touchdowns in a game ... Crossed the goal line in Little Rock against Ole Miss the next week on a 39-yard catch from Storey to take a 10-3 lead in the opening frame ... Finished with three catches and 41 yards against the Rebels ... After a two-reception, 35-yard game vs. Tulsa, he rattled off a season-high 83 yards on six catches, scoring on a 12-yard pass at the end of the game ... Tallied six more receptions vs. LSU, with two touchdowns, both in the fourth quarter on plays of 11 and 32 yard to pull the game within one score ... Rounded out the game with 75 yards, his last game of the year to lead the team in receiving yardage ... His performance vs. the Tigers made him the only Razorback score multiple touchdowns in two games in 2018 ... Finished the year with an 85.9 receiving grade from PFF, landing above 80.0 in four different games, including two above 90.0 (Alabama & Vanderbilt) ... Topped out in the category at 92.0 vs. the Commodores, wrapping up the game with a 92.6 offensive mark, also a season-best ... Helped the Razorbacks be one of four SEC teams to complete passes to four different tight ends in 2018 ... Part of a receiving corps that put up 2,307 yards through the air and 17 touchdowns.

2016 (REDSHIRT FRESHMAN): Scored his first career touchdown on a 28-yard reception in the Belk Bowl (Dec. 29) against Virginia Tech ... Played in eight games with three receptions for 60 yards ... Two of his three catches went for 20-plus yards and two resulted in a first down ... At Mississippi State (Nov. 19): First career catch was a 23-yard grab in the second quarter ... Vs. Virginia Tech (Dec. 29): Finished third on the team with 40 receiving yards on two catches.

2015 (FRESHMAN): Redshirted during initial year with the program.

HIGH SCHOOL: Earned four stars by Rivals, ESPN and 247Sports and earned four stars by 247Composite, a combined index of national recruiting rankings ... Named the top recruit in the Natural State and the No. 2 tight end in the nation by both Rivals and 247Sports ... Rivals ranked him as the No. 90 overall prospect in the Rivals100 ... Ranked as the 130th-best player in the Top247 by 247Sports ... ESPN listed him as the third-best tight end in the nation and the 193rd-best player in the ESPN 300 ... The No. 2 player in the HawgSports.com Natural 21 rank of prospects from Arkansas ... Was invited to play in the Semper Fidelis All-American Bowl ... Named to the 2014 Associated Press Super Team for the state of Arkansas ... Earned All-ArkansasVarsity.com First Team honors at tight end ... Earned all-state honors at tight end in Arkansas Class 7A West ... Helped lead Fayetteville High School to a 13-3 record and the Arkansas class 7A state championship game in 2014 ... Caught 41 passes for 766 yards (18.7 avg.) and 11 touchdowns as a senior ... Tallied 45 receptions for 884 yards (19.6 avg.) and 14 touchdowns as a junior ... High school teammate of fellow Razorback Dre Greenlaw ... Coached by Daryl Patton ... Chose Arkansas over offers from Texas, Oklahoma, Ole Miss, Mississippi State and several others.

PERSONAL: Born on Sept. 20, 1996 ... Son of Jessika O'Grady and the late Larry Marks, who was a three-year letterman in men's basketball at Arkansas from 1988-90 ... Recreation and sport management major.

O'GRADY'S CAREER RECEIVING STATS

	GP/GS	REC	YDS	AVG.	TD	LG
2016	8/0	3	63	21.0	1	28
2017	11/1	21	132	6.3	2	19
2018	10/5	30	400	13.3	6	39
TOTAL	**29/6**	**54**	**595**	**11.0**	**9**	**39**





28 ANDREW PARKER

LB | 6-2 | 237 | Redshirt Freshman
New Orleans, La. | Sophie B. Wright HS

2018 (FRESHMAN): Did not play during the 2018 season.

HIGH SCHOOL: Consensus three-star prospect by 247Sports and ESPN ... Ranked as the No. 33 inside linebacker, and the No. 34 player in Louisiana, according to 247Sports ... Rated the No. 60 player in the state and the No. 49 inside linebacker in the country by ESPN ... Played on both sides of the ball ... Lined up at both inside and outside linebacker as a senior in 2017 ... Named to Louisiana Sportsline's 9-3A All-District Team ... Credited with 107 tackles, 26.0 tackles for loss, three forced fumbles and one recovered fumble while rushing for 275 yards and a touchdown on 14 carries ... Chose Arkansas over Texas A&M, Texas, TCU and others.



14 NATHAN PARODI

DB | 5-9 | 170 | Redshirt Freshman
Austin, Texas | Lake Travis HS

2018 (FRESHMAN): Did not play during the 2018 season.

HIGH SCHOOL: Two-year varsity letterwinner at Lake Travis High School in Austin, Texas ... Played in all three phases of the game, recording 90 tackles as a senior, including 53 solo, with seven interceptions and three passes defended in 16 games in 2017 ... Also racked up 493 kick return yards and 96 punt return yards, helping Lake Travis HS to a runner-up finish in the 2017 Texas State 6A Conference Championship game ... Posted 35 tackles, 24 solo, with 2.0 tackles for loss, as well as 10 passes defended and a fumble recovery ... Lettered in lacrosse in 2017.



10 BUMPER POOL

LB | 6-2 | 228 | Sophomore
Lucas, Texas | Lovejoy HS

2018 FALL SEC ACADEMIC HONOR ROLL

2018 (FRESHMAN): Played in 10 games in his first season with the Razorbacks, starting four at the weak inside linebacker position ... Totaled 340 snaps played in 2018, according to Pro Football Focus, with 275 coming on defense and 65 on Arkansas' special teams units ... Recorded 29 total tackles, 14 solo, with 2.5 tackles for loss (four yards) ... Broke up four passes, created with a quarterback hurry, blocked a kick and recovered a fumble ... His blocked field goal came in the season opener against Eastern Illinois in the second quarter ... Also recovered and returned a fumble in the contest against the Panthers 60 yards in the third quarter, setting up a Connor Limpert chip-shot field goal ... Finished the season opener with six tackles, then followed it up with four at Colorado State and three against North Texas before SEC play ... Didn't record another stop until facing Vanderbilt, posting 10 for his first double-digit tackle performance of his career ... Ended the year with six stops at Missouri ... Earned a 91.3 special teams grade from PFF for his efforts against EIU ... Put together a season-best 81.0 overall defensive grade on homecoming vs. Tulsa ... Part of a defensive crew that racked up 882 total tackles over the course of the 2018 campaign.

HIGH SCHOOL: Four-star recruit by 247Sports and Rivals ... No. 236 ranked overall prospect by 247Sports ... No. 12 inside linebacker in Texas by 247Sports and No. 14 according to Rivals ... Top-40 player in Texas by 247Sports (No. 27) and Rivals (No. 37) ... Recorded more than 300 tackles in his four-year career at Lovejoy ... As a senior, totaled 166 tackles (108 solo), recorded 14 tackles for loss, broke up four passes, forced three fumbles, had three interceptions and blocked one PAT ... Also was used in a wildcat role on offense and found the end zone six times ... Tallied 12 tackles, blocked a PAT, broke up a pass and returned an interception 42 yards for a touchdown in a 63-15 win over Forney ... Registered 30 tackles over the first three games of the season ... Ran for 51 yards and two touchdowns on nine carries in a 45-29 win over Sulphur Springs ... Accepted an invitation to participate in The 88 Offense-Defense All-American Bowl featuring 88 of the top high school recruits in the 2018 class ... Among 51 players on the Butkus Award's high school watch list ... Named the linebacker MVP out of 31 other prospects at his position at the Nike Football The Opening Regional Dallas ... As a junior in 2016, had 110 tackles, 6 tackles for loss, 2 pass deflections, 1 pass breakups, 1 interception, 1 forced fumble and 1 recovered fumble ... Earned a spot on the 15-5A Football All-District second team ... As a sophomore in 2015, collected 148 tackles, 18 tackles for loss, four sacks, a quarterback hurry, six pass breakups, five forced fumbles and two recovered fumbles ... Coached by Todd Ford ... A four-sport athlete who also wrestles, plays golf and competes in track ... Chose Arkansas over Alabama, LSU, Texas A&M, USC, Michigan, Oklahoma State, TCU, Arizona, Maryland and SMU.

POOL'S CAREER DEFENSIVE STATS

	GP/GS	UT	AT	TOT	TFL	SACK	FF/FR	INT	QBH	BRUP
2018	10/4	14	15	29	2.5	0.0	0/1	0	1	4
TOTAL	**10/4**	**14**	**15**	**29**	**2.5**	**0.0**	**0/1**	**0**	**1**	**4**





94 DAVID PORTER

DL | 6-3 | 250 | Sophomore
Little Rock, Ark. | Joe T. Robinson HS

2018 (REDSHIRT FRESHMAN): Did not play during the 2018 season.

2017 (FRESHMAN): Redshirted during initial year with the program.

HIGH SCHOOL: A consensus three-star prospect by ESPN, 247Sports, Rivals and Scout ... Rated the No. 1 defensive end in the state of Arkansas by Scout ... Ranked as the nation's No. 49 strong-side defensive end and the state of Arkansas' No. 10 overall prospect, according to 247Sports Composite ... Helped Joe T. Robinson High School to a 12-2 overall record with a 6-1 mark in conference play in 2016 ... Ranked third on the team with 105 total tackles ... Averaged 8.1 tackles per game ... 68 of 105 tackles were of the solo variety ... Led the team with 24.0 tackles for loss and tied for the team lead with 10.0 sacks ... Logged five double-digit tackle performances, including a season-high 13 in a 42-0 win over Baptist Prep ... Had 33 tackles during a three-game stretch ... Tallied multiple tackles for loss in six games ... Notched a season-high 5.0 tackles for loss twice ... Booked a tackle for loss in seven straight games to close out the season, totaling 20.0 over that stretch ... Added a forced fumble and a pass deflection ... James Street Sportsmanship Award nominee ... Attended the Nike The Opening Dallas Regional in March 2016 ... As a junior, recorded 84 tackles, including 17.0 tackles for loss, 8.0 sacks, one pass deflection, one forced fumble and one recovered fumble ... Coached by Todd Eskola ... Chose Arkansas over Baylor, Texas, Iowa State, Kansas State, Colorado State, Louisiana-Monroe, Louisiana Tech, Rutgers, Tulsa and others.

PERSONAL: Born on Sept. 17, 1999 ... Son of Kecia Porter ... Undecided on a major.



40 TREY PURIFOY

TE | 6-7 | 246 | Senior
Little Rock, Ark. | Ouachita Baptist University

2018 (JUNIOR): Did not play during the 2018 season.

PRIOR TO ARKANSAS: Played in 12 games over two seasons at Ouachita Baptist University.

HIGH SCHOOL: Letterwinner at Catholic High School in Little Rock, Arkansas, in both football and basketball.



6 GABE RICHARDSON

DL | 6-3 | 240 | Senior
Decatur, Ga. | Hutchinson [Kan.] CC

2018 (JUNIOR): Played in 11 of 12 games for the Razorbacks in 2018, starting each of the first two games at defensive end ... Totaled 246 snaps over the course of his junior season, with 199 coming on the defensive line and 47 on special teams ... Recorded 13 total tackles, three solo, including 1.5 tackles for loss (three yards) ... Also was credited for two quarterback hurries, one pass breakup and a fumble recovery against North Texas on Sept. 15 ... Earned TFLs in each of the first two games, with a half tackle for loss in the season opener as part of a four-stop performance vs. Eastern Illinois, as well as one TFL, three total tackles, at Colorado State a week later ... Posted stops in four more games in 2018, securing multi-tackle performances in back-to-back games at Auburn (Sept. 22) and Texas A&M (Sept. 29) ... Also made stops against LSU and Mississippi State ... Put together five games of 70.0 tackling grades from PFF, ending the season with an overall mark of 70.3 in the category ... Had a season-best overall defensive grade against Alabama with a 74.0 ... Part of a defensive crew that racked up 882 total tackles over the course of the 2018 campaign.

2017 (SOPHOMORE): Saw action in four games ... Played six defensive snaps and participated on special teams ... Forced a fumble that was recovered 18 yards for a touchdown by Henre' Toliver in the season opener against Florida A&M (Aug. 31).

2016 (JUNIOR COLLEGE) AT HUTCHINSON CC: Earned KJCCC All-Conference honorable mention status ... Led the team with 18.5 tackles for loss ... Tied for the team lead with 6.0 sacks ... Totaled 60 tackles in 11 games to rank fifth on the team ... 37 of his 60 tackles were of the solo variety ... Part of a defense that allowed only 18.2 points per game and just 91.1 yards per game on the ground ... 4.5 of his sacks came against conference opponents ... Logged eight or more tackles five times ... Tallied a season-high 13 stops, including 4.0 for loss, in a 21-12 win against Iowa Western CC ... Recorded a tackle for loss in seven games, including five multiple tackle for loss performances ... Racked up 10.5 tackles for loss through the last four games of the season ... Notched eight tackles, a season-high 2.5 sacks and 4.0 tackles for loss against Independence CC ... Coached by Rion Rhoades ... Chose Arkansas over West Virginia, Louisville, Nebraska, Texas Tech, Syracuse, Maryland, and Buffalo.

HIGH SCHOOL: Recorded 8.0 sacks as a senior and 9.0 sacks as a junior.

PERSONAL: Born on Dec. 9, 1996 ... Son of April Steele ... Has five siblings: Travis Whitehead, Grace Whitehead, Faith Whitehead, Melvin Whitehead III and Jocelyn Richardson ... Social work major with an emphasis in marriage and family counseling.

RICHARDSON'S CAREER DEFENSIVE STATS

	GP/GS	UT	AT	TOT	TFL	SACK	FF/FR	INT	QBH	BRUP
2017	4/0	1	0	1	0.0	0.0	1/0	0	0	0
2018	11/2	3	10	13	1.5	0.0	0/1	0	2	1
TOTAL	**15/2**	**4**	**10**	**14**	**1.5**	**0.0**	**1/1**	**0**	**2**	**1**



75 SILAS ROBINSON

OL | 6-4 | 306 | Redshirt Freshman
Yoakum, Texas | Yoakum HS

2018 (FRESHMAN): Did not see action in his first year.

HIGH SCHOOL: Three-star recruit by ESPN and Rivals ... No. 80 ranked offensive guard by ESPN ... No. 176 ranked player in Texas by ESPN ... As a senior, paved the way for 4,262 yards on the ground, including two 1,000-yard rushers ... Blocked for a rushing attack that averaged 304.4 rushing yards per game and 9.2 yards per carry ... Cleared paths for three different players, who combined for 11 100-yard rushing games ... Part of an offense that produced 5,565 yards of total offense for a 397.5 per-game average ... Yoakum racked up 56 rushing touchdowns and grounded out 300 or more yards in eight different games ... The Bulldogs scored 30 or more points in 11 of 14 games and racked up 40-plus five times ... Helped his offense rush for a season-high 665 yards and eight touchdowns on 33 carries in the 56-28 win over Giddings ... Yoakum rushed for 467 yards in a 40-7 Class 3A, Division I quarterfinal playoff win over Goliad to send the Bulldogs into the semifinals for the second straight year ... Helped the Bulldogs to a 13-1 record with a 6-0 mark in district play and advance to Texas' Class 3A D-I semifinals ... As a junior in 2016, earned first-team all-state honors at offensive tackle from the Texas Sports Writers Association after grading out at 96 percent with 111 knockdown blocks and not allowing a sack during the Bulldogs' run to the Class 3A, Division I state final ... Also played on the defensive line and had 79 tackles and six sacks ... Part of an offense that averaged 339.8 yards per game ... Paved the way for an offense that rushed for 4,075 yards with a 254.7 per-game average and 47 touchdowns ... Provided time for his quarterback to throw for 1,362 yards and 20 touchdowns ... Cleared paths for a 1,000-yard rusher and three players who combined for nine 100-yard games on the ground ... As a sophomore in 2015, landed on the Texas Associated Press Sports Editors Class 4A All-State first team ... Opened holes for five players to combine for 34 rushing touchdowns ... Chose Arkansas over Virginia, Brigham Young, Rice, Army, Texas State and others ... His father, Bo Robinson, is the head coach and athletic director at Yoakum and played football at Texas and was an All-SWC defensive end for the Longhorns in 1992 ... His late grandfather Wendell played center at Oklahoma and was long-time high school coach and is in the Texas High School Hall of Fame.



48 JORDAN SILVER

LS | 6-1 | 217 | Sophomore
Branson, Mo. | Branson HS

2018 (SOPHOMORE): Played in 11 of 12 games for the Razorbacks in 2018 as the team's long snapper ... Totaled 112 snaps according to Pro Football Focus, 70 coming in punt coverage and 42 on field goal/extra point plays ... Did not record any statistics, but finished with a special teams grade of 77.2 for the season from PFF.

2017 (FRESHMAN): Redshirted during initial year with the program.

HIGH SCHOOL: Rated as a five-star prospect and the No. 13 long snapper in the class according to Kohl's Kicking, the premier specialist program in the country ... Under Armour All-America honorable mention ... Snapped 44 times as a senior ... Attended the National Invitational Scholarship Camp, which is America's largest camp for kickers, punters and snappers ... Earned a spot in the final Under Armour Competition at the camp after he scored on 10 of his 12 snaps with an average snap time of .68 seconds ... His snaps to a punter have been regularly clocked at 38 mph ... Chose Arkansas over Oklahoma State, Oklahoma and Baylor.

PERSONAL: Born on March 8, 1998 ... Son of Lynnie and John Silver ... Has one brother, Justin ... Chemistry major.



25 MICAHH SMITH

DB | 6-0 | 201 | Junior
Marshall, Texas | Marshall HS

2018 (SOPHOMORE): Played in four games for the Razorbacks in 2018, appearing in each of the first three games and in week five against Texas A&M in Arlington ... Totaled 49 snaps according to Pro Football Focus, 13 on defense and 36 on Arkansas' kickoff coverage and kick & punt return units ... Recorded one tackle in the second game of the year at Colorado State.

2017 (REDSHIRT FRESHMAN): Played in 10 games, mostly on special teams ... Recorded three tackles and forced a fumble on kickoff coverage ... Saw limited time on defense against Florida A&M (Aug. 31) and No. 16 Mississippi State (Nov. 18).

2016 (FRESHMAN): Redshirted as a true freshman.

HIGH SCHOOL: A three-star recruit by 247Sports and Scout ... Tabbed the No. 153 safety in the class and the No. 288 player in the state of Texas ... Had a breakout senior campaign, tallying a team-leading 123 tackles, including three for loss, three interceptions, one forced fumble, two fumble recoveries and seven pass breakups ... Helped lead the Mavericks to an 11-2 record and an appearance in Texas Class 5A Division II (fourth-largest of 10 divisions) regional finals under head coach Clint Harper ... Collected 76 tackles, including four for loss, one sack, one interception and five pass breakups as a junior to help Marshall to a 7-5 record and an appearance in Texas Class 5A Division II area finals ... As a sophomore, had 37 stops and three pass breakups ... Also participated in powerlifting and track ... Chose Arkansas over Northwestern (La.) State, Lamar, Texas State, Sam Houston State and Stephen F. Austin.

PERSONAL: Born on June 6, 1998 ... Son of Stacy Carter and Tomiko Smith ... Criminal justice major.

SMITH'S CAREER DEFENSIVE STATS

	GP/GS	UT	AT	TOT	TFL	SACK	FF/FR	INT	QBH	BRUP
2017	10/0	1	2	3	0.0	0.0	1/0	0	0	0
2018	4/0	0	1	1	0.0	0.0	0/0	0	0	0
TOTAL	**14/0**	**1**	**3**	**4**	**0.0**	**0.0**	**1/0**	**0**	**0**	**0**



52 T.J. SMITH

DL | 6-3 | 293 | Senior
Moultrie, Ga. | Colquitt County HS

2018 FALL SEC ACADEMIC HONOR ROLL
2018 SEC COMMUNITY SERVICE TEAM
2017 FALL SEC ACADEMIC HONOR ROLL
2015-16 FIRST-YEAR SEC ACADEMIC HONOR ROLL

2018 (JUNIOR): Played in all 12 games for the Razorbacks in 2018, starting each of the first 10 games of the year at defensive tackle ... Named to the SEC Community Service Team ... Represented the Razorbacks in Birmingham, Alabama, as part of the SEC Leadership Council ... Totaled 621 snaps over the course of his junior season according to Pro Football Focus, including 436 on the defensive line, while also seeing time on Arkansas' field goal/extra point, punt coverage & return units ... Recorded 26 total tackles, 10 solo, with 3.5 tackles for loss (10 yards), including 1.5 sacks (six yards) ... Had a tackle in all but one game in 2018, with multiple stops in nine of those contests ... Posted half-a-tackle for loss in each of the first two games, then followed it up with three total stops in each of the next two games against North Texas and Auburn ... Notched his first sack of the season vs. Texas A&M in Arlington ... Hit a season-best four tackles on homecoming against Tulsa, which also featured a half sack ... Consistently put together strong tackling grades from PFF, landing above 70.0 in all but one game, finishing the year with an overall mark of 81.2 in the category ... Part of a defensive crew that racked up 882 total tackles over the course of the 2018 campaign.

2017 (SOPHOMORE): Started all 12 games making 26 total tackles, including four tackles for loss and two sacks ... Forced a fumble and registered three quarterback hurries.

2016 (REDSHIRT FRESHMAN): Saw time in five games ... Collected four tackles, including 1.5 for loss against Alcorn State (Oct. 1).

2015 (FRESHMAN): Redshirted as a true freshman.

HIGH SCHOOL: Named a three-star recruit by Rivals, ESPN, Scout and 247Sports ... Pegged the No. 69 strong-side defensive end, No. 148 prospect in Georgia by 247Composite, a combined index of national recruiting rankings ... Listed as the No. 134 and No. 142 defensive end by Scout and ESPN, respectively ... Earned first team all-region honors in 2014 ... Transferred from North Stanly HS in New London, North Carolina to Colquitt County HS before his senior campaign ... As a senior, he helped Colquitt County to a Class 6A state title after an undefeated 15-0 season ... Posted 46 total tackles, 17 quarterback hurries, 15 tackles for loss and four sacks as a senior ... Earned all-state, all-conference and all-county honors as a junior at North Stanly HS ... Tallied 45 tackles, six sacks and three fumble recoveries in 2013 ... Coached by Rush Propst ... Also competed in basketball, cross country and track and field ... Finished top 10 in the shot put at the state track meet in 2013 ... Member of the National Honor Society ... Chose the Razorbacks over Missouri, Vanderbilt, North Carolina, Wake Forest and others.

PERSONAL: Born on April 19, 1997 ... Son of Frederick and Avis Smith ... Accounting major ... Cousin, Trelonnie Owens, was an all-ACC basketball player at Wake Forest in the 1990s ... 2015-16 First-Year SEC Academic Honor Roll.

SMITH'S CAREER DEFENSIVE STATS

	GP/GS	UT	AT	TOT	TFL	SACK	FF/FR	INT	QBH	BRUP
2016	5/0	1	3	4	1.5	0.0	0/0	0	0	0
2017	12/12	10	16	26	4.0	2.0	1/0	0	3	0
2018	12/10	10	16	26	3.5	1.5	0/0	0	0	0
TOTAL	**29/22**	**21**	**35**	**56**	**9.0**	**3.5**	**1/0**	**0**	**3**	**0**





92 CHAD STEPHENS

P | 5-11 | 188 | Junior
Owasso, Okla. | Dodge City CC

2018 (SOPHOMORE): Did not play during the 2018 season.

2017 (FRESHMAN AT DODGE CITY CC): Kicked in 11 games for Dodge City CC averaging 37.8 yards over 50 punts ... Recorded two 65-yard punts for a season-long while placing 12 punts inside the 20-yard line ... Also added a 22-yard field goal and three extra points in game at Ellsworth CC.



13 DEON STEWART

WR | 5-11 | 161 | Senior
Hardy, Ark. | Highland HS

2018 (JUNIOR): Played in all 12 games for the Razorbacks in 2018, starting eight at one of the wide receiver spots ... Totaled 487 snaps played over the course of his junior season according to Pro Football Focus, with 429 coming on offense, while also seeing 58 plays on Arkansas' punt & kick return units ... Ranked fourth on the team in receptions with 22, totaling 178 yards for an average of 8.1 yards per catch ... Team's primary specialist on punt returns, with nine going for 91 yards ... Also rushed the ball twice on offense ... Had a catch in each of the first seven games, giving him a streak of 16-straight games dating back to the 2017 campaign ... Returned his longest punt of the season in week two at Colorado State for 45 yards ... Posted seven multi-catch performances throughout the year, his first coming against North Texas on Sept. 15 ... Only had one catch at Auburn in the SEC opener but took it 32 yards on the play ... Tallied a season-high 53 yards on two receptions vs. Alabama on Oct. 6 ... Reeled in six receptions, matching a career-best, at Mississippi State on Nov. 17 ... Finished the year with four consecutive games with a reception, catching at least two in each of those contests ... Wrapped the season with a 75.0 overall grade from PFF in punt returns ... Part of a receiving corps that put up 2,307 yards through the air and 17 touchdowns.

2017 (SOPHOMORE): Started six games and played in all 12 ... Second on the team in receptions (33), receiving yards (404) and touchdown catches (3) ... Averaged 12.2 yards per catch ... Longest catch was 38 yards ... Had a catch in 11 games and multiple catches in eight games ... Posted 60-plus yards receiving in three games ... Returned four kicks for 61 yards .. Led the team in receptions that resulted in a first down (22) ... Tied for the team lead in 15-plus yard catches (13) ... Made two catches of 25-plus yards ... 23 of 33 receptions came in SEC play ... 7 of 8 catches on third down resulted in a first down ... Against Florida A&M, had two catches for 22 yards, including his first career touchdown reception, a 16-yard strike from Austin Allen ... Caught four passes against New Mexico State for a career-high 71 yards and a career-long 38-yard touchdown ... Hauled in six passes for 65 yards against Alabama (Oct. 14) ... Totaled four catches for 49 yards and his third career score at Ole Miss (Oct. 28) ... Scored on a 23-yard pass from Cole Kelley with 13 seconds left in the first half ... Closed the season against Missouri (Nov. 24) with a career-high tying six catches and his third game of the year with 60-plus yards (68) ... Extended his streak of consecutive games with a catch to nine.

2016 (REDSHIRT FRESHMAN): Played in 12 games, used primarily as kickoff return specialist ... Fielded 21 kicks for 419 yards with a long of 43 ... Caught two passes for 34 yards, including a 15-yard reception against Alcorn State (Oct.1) and a 19-yard grab against Virginia Tech in the Belk Bowl (Dec. 29) ... Rushed twice for nine yards.

2015 (FRESHMAN): Redshirted during initial year on campus.

HIGH SCHOOL: A consensus three-star recruit by Rivals, ESPN, Scout and 247Sports ... ESPN listed him as the No. 9 prospect in Arkansas and the No. 67 wide receiver in the nation ... Scout ranked him as the No. 71 wide receiver in the country and No. 2 wide out in the Natural State ... Listed as the No. 10 recruit in Arkansas and the No. 90 wide receiver nationally by 247Sports ... Earned a three-star rating by 247Composite, a combined index of national recruiting rankings ... Ranked as the No. 12 player in the Natural 21 by HawgSports.com ... Named to the Associated Press Arkansas Super Team as a defensive back in 2014 ... Earned all-state honors in Arkansas Class 4A region 3 ... Named All-ArkansasVarsity.com second team at wide receiver ... Helped Highland win its third district title in four years in 2014 ... Broke the 1,000-yard plateau as a senior with 49 receptions for 1,005 yards (20.5 avg.) and 11 touchdowns as a senior ... Also made 42 tackles, three interceptions and forced a fumble on defense ... Caught 36 passes for 757 yards (21.0 avg.) and eight touchdowns in 2013 ... Totaled 42 tackles and six interceptions as a junior ... Coached by Spencer Hill ... Also participated in track and field ... Won the state championship in the triple jump in 2014 ... Chose Arkansas over Oregon, Ole Miss and Louisville among others.

PERSONAL: Born on May 23, 1997 ... Son of Chrissy Stewart ... Recreation and sport management major.

STEWART'S CAREER RECEIVING/RUSHING STATS

		RECEIVING					RUSHING				
	GP/GS	REC	YDS	AVG	TD	LNG	RUSH	YDS	AVG	TD	LNG
2016	12/0	2	34	17.0	0	19	2	9	4.5	0	5
2017	12/6	33	404	12.2	3	38	8	10	1.2	0	8
2018	12/8	22	178	8.1	0	37	-	-	-	-	-
TOTAL	**36/14**	**57**	**616**	**10.8**	**3**	**38**	**10**	**19**	**1.9**	**0**	**8**

STEWART'S CAREER KICK RETURN STATS

	GP/GS	RET	YDS	AVG.	TD	LG
2016	12/0	21	419	20.0	0	43
2017	12/6	4	61	15.2	0	20
2018	12/8	2	31	15.5	0	20
TOTAL	**36/14**	**27**	**511**	**18.9**	**0**	**43**



RETURNING PLAYERS



83 JIMMIE STOUDEMIRE

WR | 6-2 | 204 | Senior
Prattville, Ala. | Riverside City [Calif.] College

2018 (JUNIOR): Did not play during the 2018 season.

PRIOR TO ARKANSAS: Played 2017 season at Riverside City (Calif.) College, seeing action in four games … Began his career at ASA College (Miami).



14 BRITTO TUTT

DB | 6-1 | 176 | Senior
Augusta, Ga. | Ventura [Calif.] College

2018 (JUNIOR): Played in six games for the Razorbacks in 2018, starting once against North Texas at cornerback … Totaled 89 snaps over the course of his junior season according to Pro Football Focus, 58 on defense and 31 on Arkansas' various special teams units … Recorded two tackles, one coming at Colorado State (Sept. 8) and the other at Mississippi State (Nov. 17) … Returned two kicks for 44 yards, both against North Texas (Sept. 15), with his longer of the two going for 26 yards.

2017 (REDSHIRT SOPHOMORE): Played in eight games and totaled two tackles.

2016 (SOPHOMORE): Redshirted as a sophomore.

2015 (FRESHMAN) AT VENTURA COLLEGE: Played in 10 games, helping the team finish 8-3 as co-champions of the National Northern Conference … All-Northern Conference first team selection … Hauled in a team-best four interceptions … Finished year with 40 tackles, four interception and one fumble recovery for a touchdown … Also registered six pass breakups and closed year with at least six tackles in three of last four games … Coached by Steve Mooshagian … Chose Arkansas over Oregon State, Louisiana Tech and others.

HIGH SCHOOL: Excelled on both sides of the ball at Academy of Richmond County … Racked up more than 1,000 all-purpose yards as a senior on offense … Also led team with five interceptions … Scored a touchdown four different ways throughout season, returning an interception and a kickoff for a score, while also finding the end zone twice on the ground and seven times through the air … Finished senior season with 40 receptions for 697 yards and seven touchdowns … Carried the ball 37 times for 300 yards and two scores for an 8.1 yards per carry average.

PERSONAL: Born on March 18, 1997 … Son of Lurline Tutt and Britto Garcia … Was raised by Jerry Cullars … Has two siblings, Britavious Garcia and Zabrya Cullars… Cousin, Deon Grant, played 12 seasons in the NFL … Recreation and sport management major.

TUTT'S CAREER DEFENSIVE STATS

	GP/GS	UT	AT	TOT	TFL	SACK	FF/FR	INT	QBH	BRUP
2017	8/0	2	0	2	0.0	0.0	0/0	0	0	0
2018	6/1	0	2	2	0.0	0.0	0/0	0	0	0
TOTAL	**14/1**	**2**	**2**	**4**	**0.0**	**0.0**	**0/0**	**0**	**0**	**0**



44 CAMERON VAIL

DB | 6-1 | 187 | Redshirt Freshman
Bryant, Ark. | Bryant HS

2018 (FRESHMAN): Did not see action during the 2018 season.

HIGH SCHOOL: Starred on both sides of the ball at Bryant HS starting for three years on defense and two on offense … Also served as the Hornets' punter as a senior while making 49 tackles, running for 94 yards and seven scores as the team's Wildcat QB while also seeing time at WR.



78 DALTON WAGNER

OL | 6-9 | 308 | Sophomore
Spring Grove, Ill. | Richmond Burton HS

2018 FALL SEC ACADEMIC HONOR ROLL

2018 (REDSHIRT FRESHMAN): Played in 11 of 12 games for the Razorbacks in 2018, starting once on homecoming against Tulsa at the left tackle position … Totaled 205 snaps during his freshman season according to Pro Football Focus, with 160 coming on offensive plays and 45 on field goal/extra point opportunities … Appeared in a season-high 73 snaps vs. the Golden Hurricane … Had only participated in seven plays at LT before that week eight contest, seeing the rest of his time at right tackle leading up to and after the game … Did not allow a sack or a QB hit in 65 pass protection snaps … Put together three grades from PFF of 72.0 or higher in pass blocking, topping out at 81.1 at Colorado State on Sept. 8 … Helped the Arkansas offense to 4,028 yards of total offense and 28 touchdowns, with 2,307 yards and 17 scores coming through the air.

2017 (FRESHMAN): Redshirted during initial year with the program.

HIGH SCHOOL: Enrolled in January 2017 and participated in spring practice … Consensus three-star prospect according to ESPN, Rivals, Scout and 247Sports … Rated the No. 256 overall prospect in the class by 247Sports … Tabbed a top 50 prospect at his position by 247Sports (No. 32) and Scout (No. 46) … Touted as the No. 1 offensive tackle in the state of Illinois according to Scout … Ranked as the No. 4 player in the state by 247Sports, No. 8 by Scout and No. 19 by ESPN … A three-year starter on the offensive line at Richmond-Burton … Coached by Pat Elder … Earned a spot on the Northwest Herald All-Area first team in 2016 for the second straight season … Named to the Illinois High School Football Coaches Association Class 4-A All-State team and All-Kishwaukee River Conference team … Helped Richmond-Burton to a 6-4 record with a 5-1 mark in conference play and the program's 10th consecutive Class 4A playoff appearance in 2016 … Paved the way for the Rockets to score 30 or more points four times … Add 14 total tackles, one tackle for loss and a half-sack on defense in 2016 … Helped Richmond-Burton advance to the second round of the state playoffs in 2015 … Was one of 600 players selected to the 2016 U.S. Army All-American Combine in San Antonio … Chose Arkansas over Louisville, Utah, California, Vanderbilt, Virginia, Illinois, Indiana, Purdue and others.

PERSONAL: Born on Oct. 5, 1998 … Son of Brad and Nancy Wagner … Father, Brad, is a former offensive lineman at Western Illinois … Has three siblings, Bryce, Melanie and Wyatt … Brother, Bryce, is a junior offensive lineman at Southern Illinois … Business economics major.



1 DE'VION WARREN

WR | 5-10 | 188 | Junior
Monroe, La. | Ouachita Parish HS

2018 (SOPHOMORE): Played in nine games for the Razorbacks in 2018 ... Totaled 167 snaps during his sophomore season, according to Pro Football Focus, including 98 as a receiver and 69 in kick return and coverage units ... Primarily used on kickoffs, returning 14 for 399 yards, averaging 28.5 per return ... Recorded his longest return of the season against Alabama on Oct. 6, taking a kick back 78 yards in the fourth quarter to set up an Arkansas touchdown ... Returned a season-high four kicks vs. Eastern Illinois for 102 yards ... Also had a 71-yarder at Mississippi State on Nov. 17 ... Posted three catches for 14 yards, hauling in two receptions at Colorado State on Sept. 8 ... His other catch was a touchdown reception against the Crimson Tide on a 17-yard pass from Ty Storey in the fourth quarter ... Part of an offense that racked up 4,028 yards during the 2018 campaign.

2017 (FRESHMAN): Played in all 12 games ... Led the SEC and ranked 13th nationally with a 26.38 kickoff return average ... Returned 29 kicks for 765 yards, which ranks third in single-season school history ... Led the SEC with four 40-plus yard kickoff returns ... Longest kick return was a 100-yard touchdown against No. 21 Auburn on Oct. 21 ... Had a kickoff return of 39 or more yards in five of eight SEC games ... Against Auburn, returned a kickoff in the third quarter 100 yards for a touchdown to become the first Razorback since 2014 to return a kickoff for a score ... It was the longest kickoff return for a score since Felix Jones' 100-yard kickoff return in 2006 against Ole Miss and also equaled the longest touchdown in Arkansas history ... Earned SEC Special Teams Player of the Week after totaling 141 yards on kickoff returns at Ole Miss on Oct. 28 ... Broke his second-longest return of the season in the fourth quarter, going for 45 yards.

HIGH SCHOOL: A four-star prospect by ESPN ... Ranked as the No. 18 player in Louisiana by ESPN ... Tabbed as the No. 5 athlete in Louisiana and the No. 28 athlete in the south by Scout ... Rated as the No. 34 athlete in the class by ESPN ... Listed as the No. 37 player in the class by 247Sports ... A three-year letterman at Ouachita Parish High School ... A three-time all-district selection and two-time all-northeast honoree ... Named a Louisiana Sports Writer's Association All-State Class 5A honorable mention as a senior in 2016 ... Earned a spot on the Central Louisiana All-District first team ... Was responsible for 39 total touchdowns ... Tallied 1,361 yards on the ground ... Completed 57 of 128 passes against just one interception for 1,022 yards ... Had 317 total yards and seven touchdowns in a 54-35 win against Natchitoches (La.) Central High School ... Followed that performance with 136 rushing yards and six touchdowns against Alexandria (La.) High School ... Rushed 26 times for 215 yards and four TDs against Ruston ... As a junior in 2015, played quarterback and had more than 2,200 yards of total offense and 27 TDs ... Threw for 235 yards and three scores as a sophomore in 2014 ... Also rushed for 628 yards and six TDs ... Coached by Jeff Fitzgerald ... Chose Arkansas over Colorado State.

PERSONAL: Born on Nov. 1, 1998 ... Son of Roxanne and Lavell Warren ... Has a younger brother, Jakob ... Undecided on a major.

WARREN'S CAREER RECEIVING/RUSHING STATS

		RECEIVING					RUSHING				
	GP/GS	REC	YDS	AVG	TD	LNG	RUSH	YDS	AVG	TD	LNG
2017	12/0	1	5	5.0	0	5	2	10	5.0	0	6
2018	9/0	-	-	-	-	-	-	-	-	-	-
TOTAL	**21/0**	**1**	**5**	**5.0**	**0**	**5**	**2**	**10**	**5.0**	**0**	**6**

WARREN'S CAREER KICK RETURN STATS

	GP/GS	RET	YDS	AVG.	TD	LG
2017	12/0	29	765	26.4	1	100
2018	9/0	14	399	28.5	0	78
TOTAL	**21/0**	**43**	**1,164**	**27.1**	**1**	**100**





21 DEVWAH WHALEY

RB | 5-11 | 212 | Senior
Beaumont, Texas | Central HS

2018 DOAK WALKER AWARD WATCH LIST
2018 EARL CAMPBELL TYLER ROSE AWARD WATCH LIST
2018 PRESEASON THIRD TEAM ALL-SEC (ATHLON SPORTS)

2018 (JUNIOR): Played in seven games for the Razorbacks in 2018, starting each of the first four in the backfield ... Totaled 212 snaps during his junior campaign, according to Pro Football Focus ... Carried the ball 82 times for 368 yards and two touchdowns, averaging 4.5 yards per carry and 52.6 yards per game ... Second on the team in rushing yards and attempts ... Also hauled in eight receptions for 87 yards to finish third on the team in all-purpose yards (455) ... Led the team in rushing in three games, including each of the first two contests ... Carried the ball 10 times in the season opener against Eastern Illinois for 28 yards and a score, finding the end zone on a one-yard run in the second quarter ... Followed it up with his best game of the year at Colorado State a week later, pounding the rock for a career-best 165 yards and a touchdown on 26 carries ... His first 100-yard game since week four of 2017 against New Mexico State and fourth of his career ... It was the 325th 100-yard rushing game by a Razorback and the 28th player in school history to have four career 100-yard games on the ground ... Scored on a three-yard carry in the first quarter for Arkansas' first points of the contest and finished with a season-best 74.1 rushing grade from PFF and an overall mark of 73.8 ... Posted nine carries for 12 yards against North Texas and eight for 26 yards at Auburn in the next two matchups before missing the next two games due to injury ... Had a strong return game against Ole Miss in Little Rock, rushing for 67 yards on 12 carries against the Rebels, but missed the next three games ... Played the final two games of the season on the road at Mississippi State and Missouri, carrying the ball four times for 16 yards against the Bulldogs and 13 times for 54 yards vs. the Tigers ... Also recorded a season-high 61 yards over two catches at Mizzou in the season finale ... Part of a tailback unit that went for 1,721 rushing yards and 11 TDs.

2017 (SOPHOMORE): Started 11 of 12 games played ... Finished as the team's second leading rusher with 559 yards and seven touchdowns on 127 carries ... Caught eight passes for 56 yards and a score ... Longest run was 33 yards ... Recorded one 100-yard rushing game (119 vs. New Mexico State) ... Tied for the team lead in total touchdowns (8) ... One of two SEC running backs to score a touchdown rushing or receiving in each of the last six regular season games ... Recorded 28 first down runs, 13 for 10+ yards, and five for 20+ yards.

2016 (FRESHMAN): Played a key role in the backfield and saw time in all 13 games ... Rushed 110 times for 602 yards and three touchdowns ... Averaged 5.5 yards per carry to rank fourth among SEC freshmen running backs with at least 100 attempts ... Added six receptions for 139 yards ... Became just the fourth Razorback in school history to record two 100-yard rushing games as a freshman ... Rushed for 50 or more yards in seven games ... Flashed explosiveness with runs for 75, 50, 34 and 30 yards and receptions for 43, 26, 26 and 23 yards ... Found the end zone on runs for 75 and 30 yards ... 28 runs converted first downs ... Ripped off 19 runs for 10-plus yards, including four for 20 or more ... Posted a 30-plus yard run in each of the last three regular season games ... Had a 10-plus yard run in eight games ... vs. Alcorn State (Oct. 1): Burst onto the scene with a season-high 135 yards and a touchdown on nine carries to average 15.0 yards per carry ... Dashed 75 yards for a TD on his first touch of the game in the first quarter ... Five of his nine carries resulted in a first down ... His 135 yards were the most by a Razorback freshman since Alex Collins rushed for 172 yards against Samford in 2013, while his 75-yard score was the team's longest play of the season and the longest scoring rush by a freshman running back in school history since Felix Jones scored from 80-yards out against Missouri State in 2005 ... vs. No. 11 Florida (Nov. 5): Accounted for 135 yards of total offense with 66 on the ground and 69 through the air ... Produced 73 (30 rushing and 43 receiving) of the offense's 91 yards on its first quarter scoring drive that gave the team a 14-0 lead ... Turned his first career interception in the first quarter into a 43-yard gain on a screen play, while his second in the fourth quarter went for 26 yards as both drives resulted in points ... Four of his 14 rushes went for 10 or more yards ... Totaled six first downs, highlighted by four on the ground ... at Mississippi State (Nov. 19): Topped the 100-yard rushing barrier for the second time with 112 yards and one touchdown on a career-high 19 carries ... Had four runs of 10 or more yards, highlighted by a 50-yard run in the second quarter ... Seven of his 19 carries resulted in a first down ... Combined for 317 yards rushing with Rawleigh Williams III (205) ... It marked the second time on the season and 40th time in school history that Arkansas produced multiple 100-yard rushers in the same game ... at Missouri (Nov. 25): Broke free for a 30-yard TD run late in the first quarter.

HIGH SCHOOL: A consensus four-star recruit by ESPN, Rivals, Scout and 247Sports ... Selected Arkansas live on ESPN during the Under Armour All-America game ... Ran for 47 yards on 12 carries in the 27-0 Team Highlight win over Team Armour ... Rated as the No. 3 running back in the nation by 247Sports with a grade of 94 ... ESPN 300 prospect at No. 70 overall and the No. 6 running back in the class ... Also rated as the No. 11 player in the state of Texas by ESPN ... Finished with a No. 3 overall running back ranking and the No. 15 player in the state of Texas by 247Composite, a combined index of national recruiting rankings ... Consensus top seven running back in the class of 2016 by every recruiting service ... Tabbed as the No. 2 running back in the state of Texas and the No. 117 overall prospect by Scout ... Earned the No. 5 running back ranking and No. 167 overall by Rivals ... Finished at No. 14 in the American-Statesman Fabulous 55 of Texas' top recruits ... Ran for over 2,500 yards in two seasons ... Earned All-District 22-5A first team honors as a senior ... Rushed for 1,701 yards and 23 touchdowns as a senior at Central High School under head coach Toby Foreman ... Chose Arkansas over Alabama, Ole Miss, Georgia, Tennessee, Texas A&M, Mississippi State, Texas, Oklahoma, Baylor, TCU, Notre Dame, Stanford, Texas Tech, Houston, Miami (FL), Missouri, Arizona State, Memphis and others.

PERSONAL: Born on Nov. 3, 1997 ... Son of Steven and Mary Haynes ... Has six siblings ... Recreation and sport management major.

WHALEY'S CAREER RUSHING/RECEIVING STATS

		RUSHING					RECEIVING				
	GP/GS	RUSH	YDS	AVG	TD	LNG	REC	YDS	AVG	TD	LNG
2016	13/0	110	602	5.5	3	75	6	139	23.2	0	43
2017	12/11	127	559	4.4	7	33	8	56	7.0	1	20
2018	7/4	82	383	4.5	2	26	8	87	10.9	0	43
TOTAL	**32/15**	**319**	**1,544**	**4.8**	**12**	**75**	**22**	**282**	**12.8**	**1**	**43**





49 McKINLEY WILLIAMS

LB | 6-4 | 201 | Redshirt Freshman
Sheridan, Ark. | Sheridan HS

2018 (FRESHMAN): Did not play during the 2018 season.



71 RYAN WINKEL

OL | 6-6 | 285 | Redshirt Freshman
Memphis, Tenn. | Christian Brothers HS

2018 (FRESHMAN): Did not play during the 2018 season after tearing his pectoral muscle prior to the season.

HIGH SCHOOL: A three-star prospect according to the 247Sports Composite ... No. 32 ranked player in the state of Tennessee and the No. 96 offensive tackle in the class by 247Sports ... Named a first-team all-state selection in Division II-AAA and a first-team Commercial Appeal all-metro pick as a senior ... Helped Christian Brothers to a 12-1 record ... Part of an offensive line that paved the way for 2,417 rushing yards, including one 1,000-yard rusher, and 34 rushing touchdowns ... Cleared paths for the Purple Wave to top the 200-yard rushing mark six times, highlighted by three 300-plus yard games ... Blocked for a rushing attack that averaged 6.2 yards per carry ... Provided time for his quarterbacks to throw for 1,312 yards and 13 touchdowns ... As a junior, started every game in his first season with Christian Brothers and made first team all-region and all-conference ... Played at Bearden High School in Knoxville at the varsity level during his freshman and sophomore seasons ... Earned first-team honorable mention honors as a sophomore ... Played in six games as a freshman ... Chose Arkansas over Mississippi State, Tennessee, Nebraska, Northwestern, Virginia, UCF and others.



8 MIKE WOODS

WR | 6-1 | 203 | Sophomore
Magnolia, Texas | Magnolia HS

2018 FALL SEC ACADEMIC HONOR ROLL

2018 (FRESHMAN): Played in 10 games for the Razorbacks in 2018, starting seven as a wide receiver ... Totaled 338 snaps during his first season of collegiate football, according to Pro Football Focus ... Finished third on the team in receiving yards with 206, catching 18 passes for one touchdown and an average of 11.4 yards per reception ... Saw his first playing time against North Texas on Sept. 15 and made an immediate impact, pacing the team in receptions and receiving yards with four and 61, respectively ... Recorded at least one catch in each of the next four games, with multi-reception performances in each of the last three after a one catch, 13-yard game at Auburn in the SEC opener ... Scored his first touchdown against Texas A&M in Arlington as part of two reception, 50-yard performance, finding the end zone on a 29-yard pass from Ty Storey in the fourth quarter ... It would also stand as his longest catch of the year, earning his top offensive grade of the season at 81.0 from PFF ... Posted two-catch games in each of the next two weeks against Alabama (six yards) and Ole Miss (14 yards) ... Racked up 33 yards on three receptions against Vanderbilt, coming up just shy of his season-high with a 28-yard catch in the fourth quarter ... Wrapped up the year with one receptions for 14 yards against LSU in the home finale and three catches and 15 yards at Mississippi State on Nov. 17 ... Targeted 38 times over the course of the season (PFF) ... Part of an offense that completed the 2018 campaign with 4,028 yards of total offense and 28 touchdowns, including 2,307 yards and 17 scores coming through the air.

HIGH SCHOOL: Three-star recruit by ESPN and 247Sports ... No. 464 ranked overall player in the class by 247Sports ... No. 58 ranked prospect in Texas by 247Sports ... No. 74 ranked wide receiver by 247Sports ... For his career, recorded 155 receptions for 2,988 yards and 41 touchdowns to go with three touchdowns on the ground in 31 games played ... Averaged 19.3 yards per catch and 96.4 yards per game ... Longest catch was 75 yards twice ... Posted 1,000-yard receiving seasons in his junior and senior seasons ... Also returned punts and kicks ... Totaled 527 kickoff return yards and 193 punt return yards ... Racked up 3,832 all-purpose yards for a 123.6 per-game average ... Logged 10 100-plus yard receiving games, including three with 200-plus yards, in three seasons ... As a senior in 2017, helped Magnolia to a 6-3 record with a 5-2 mark in conference play ... Caught 51 passes for 1,018 yards and 15 touchdowns ... Averaged 20.0 yards per reception and 101.8 per game ... Topped the century mark through the air four times ... Caught a touchdown pass in eight of 10 games ... Posted four multi-touchdown catch games ... Had a season-high 269 yards and four receiving touchdowns on nine catches to go with a rushing score in the season opener against A&M Consolidated ... Longest catch of the season was 74 yards against Waller ... As a junior in 2016, named to the Texas Sports Writers Association All-State third team ... First-team All-Montgomery County selection ... Posted career highs in catches (75) and receiving yards (1,456) and touchdown catches (21) ... Tallied five 100-plus yard receiving games, including two with 200-plus yards ... Averaged 121.3 receiving yards per contest ... Recorded seven multi-touchdown catch games ... Had a 50-plus yard catch in seven games ... Set single-game career highs in receptions (18) and receiving yards (291) and caught four touchdown passes in a 75-54 win vs. Tomball ... Had 29 receptions for 514 yards and five scores as a sophomore in 2015. Chose Arkansas over Vanderbilt, Washington State, Colorado State, Houston, Iowa State, Louisiana Tech, Minnesota, Northwestern, Rice, SMU, Texas State, Texas Tech, Tulsa, UTSA and Virginia.

WOODS' CAREER RECEIVING STATS

	GP/GS	REC	YDS	AVG.	TD	LG
2018	10/7	18	206	11.4	1	29
TOTAL	**10/7**	**18**	**206**	**11.4**	**1**	**29**





37 BRENDEN YOUNG

DB | 6-1 | 202 | Senior
Little Rock, Ark. | Ouachita Baptist

2018 (JUNIOR): Played in two games for the Razorbacks in 2018, coming in weeks three and four against North Texas and Auburn ... Totaled 25 snaps on special teams, according to Pro Football Focus, appearing on Arkansas' kick coverage, as well as kick & punt return units ... Did not record any statistics.

2017 (SOPHOMORE): Saw action on special teams in five games and totaled two tackles.

2015 (FRESHMAN) AT OUACHITA BAPTIST: Appeared in 11 games ... Recorded nine tackles, one quarterback hurry and one interception.

HIGH SCHOOL: Earned all-state honors at safety as the team's leader in tackles with 88, including five on special teams ... Recorded one interception and six pass breakups ... Led Bryant to a 9-2-1 overall record during his senior season, a second-place finish in Class 7A/6A Central and a trip to the second round of the playoffs ... Played for the East team in the Arkansas High School Coaches Association All-Star Game ... Coached by Paul Calley ... Also earned all-state honors in track.

PERSONAL: Born on Nov. 11, 1996 ... Son of Gibion and Chavelia Young ... Has two siblings: Daelyn and Joseph ... Recreation and Sports Management major.

YOUNG'S CAREER DEFENSIVE STATS

	GP/GS	UT	AT	TOT	TFL	SACK	FF/FR	INT	QBH	BRUP
2017	5/0	1	1	2	0.0	0.0	0/0	0	0	0
2018	2/0	0	0	0	0.0	0.0	0/0	0	0	0
TOTAL	**7/0**	**1**	**1**	**2**	**0.0**	**0.0**	**0/0**	**0**	**0**	**0**



44 JERMARCUS ARNOLD

RB | 5-8 | 186 | Junior
Marianna, Ark. | Arkansas Baptist

PRIOR TO ARKANSAS: Played two seasons at Arkansas Baptist College in Little Rock ... Competed at Lee High School in Marianna, Arkansas, as a two-way athlete ... Was named a Farm Bureau Awards watch list player in Hooten's Magazine as a senior running back/linebacker for the Trojans in 2015 ... Helped the team to a first-round berth in the 2015 Centennial Bank 3A State Playoffs.



9 GREG BROOKS JR.

DB | 5-11 | 179 | Freshman
Harvey, La. | West Jefferson HS

HIGH SCHOOL: Four-star prospect by Rivals and ESPN ... Rated as the No. 35 cornerback in the nation and 18th overall in the state of Louisiana by ESPN ... Four-year varsity letterwinner at West Jefferson High School in Harvey, Louisiana ... Racked up 55 tackles and five interceptions as a junior in 2017 for the Buccaneers ... Father Greg Brooks Sr. played collegiate football as a defensive back for one year at Michigan and three seasons at Southern Miss before being drafted in the sixth round of the 2004 NFL Draft by the Cincinnati Bengals ... Chose Arkansas over Mississippi State, Ole Miss, Missouri, Vanderbilt and others.

PERSONAL: Born Aug. 30, 2001 ... Son of Pim Barnes and Gregory Brooks Sr. ... Has four siblings, Ava, London, Jada and Paris.



34 MARTAVEOUS BROWN

DB | 6-0 | 190 | Sophomore
Marianna, Ark. | Lee County HS

HIGH SCHOOL: Played at Lee County High School in Marianna, Arkansas ... Varsity letterwinner for the Trojans in both football and basketball ... Helped the team to a first-round berth in the 2015 Centennial Bank 3A State Football Playoffs.



16 TREYLON BURKS

WR | 6-3 | 223 | Freshman
Warren, Ark. | Warren HS

HIGH SCHOOL: Four-star prospect by Rivals, 247Sports and ESPN ... Rated as the top player in the state of Arkansas by 247Sports ... Slotted as the No. 11 wide receiver in the nation and is listed at 82nd in the ESPN's Top 300 in this year's recruiting class ... Four-year varsity letterwinner at Warren High School in Warren, Arkansas ... Also lettered in basketball and baseball ... Hauled in eight catches for 244 yards, scoring four times in his senior season ... Went 4-of-7 passing, throwing for 137 yards and three touchdowns, while also returning three punts for 88 yards ... Played on both sides of the ball, tallying 17 tackles with one sack, two forced fumbles and a fumble recovery ... Joins a long list of Razorbacks to come from Warren HS, including December signee Marcus Miller ... Racked up 1,090 receiving yards and 12 touchdowns on 45 catches as a junior for the Lumberjacks in 2017 ... Was also a force in the running attack for Warren HS, rushing for 936 yards on 114 carries, scoring 27 touchdowns en route to 13-2 mark and a berth in the Arkansas 4A state championship game last year ... Closed his high school career with 151 receptions for 3,403 yards and 43 touchdowns ... Chose Arkansas over Auburn, LSU, Ole Miss, South Carolina, Florida State, Michigan and others.

PERSONAL: Born March 23, 2000 ... Son of Shafreda Strickland.



23 DEVIN BUSH

DB | 6-0 | 203 | Freshman
New Orleans, La. | Edna Karr HS

HIGH SCHOOL: Four-star prospect by Rivals, 247Sports and ESPN ... Ranked as the No. 16 cornerback in the country by ESPN ... Rated as the 13th overall player in the state of Louisiana according to ESPN and Rivals ... Landed in ESPN's Top 300 at No. 219 in the 2019 recruiting class ... Three-year varsity letterwinner at Edna Karr High School in New Orleans, Louisiana ... Helped Edna Karr to a spotless 15-0 overall record, claiming the 2018 Allstate Sugar Bowl/LHSAA Non-Select Prep Classic Class 4A Championship by a score of 28-20 as the top overall seed on Dec. 8 ... Second straight 15-win season ... Third consecutive state title, also leading Edna Karr High School to championship victories in 2016 and 2017 ... Posted two interceptions as a junior on the 2017 squad ... Chose Arkansas over Auburn, Florida, Georgia, Kentucky, LSU, Mississippi State, South Carolina, Tennessee, Clemson, Florida State, Oklahoma and others.

PERSONAL: Born April 12, 2001 ... Son of Brandy and Michael Bush Jr.



91 TAUREAN CARTER

DL | 6-3 | 288 | Freshman
Mansfield, Texas | Mansfield Legacy HS

HIGH SCHOOL: Three-star prospect by Rivals, 247Sports and ESPN ... Rated as the No. 30 defensive tackle in the country by Rivals ... Ranked No. 51 overall in the state of Texas by 247Sports ... Four-year varsity letterwinner at Mansfield Legacy High School in Mansfield, Texas ... Tallied 28 total tackles, eight for loss with four sacks, 15 quarterback hurries and a forced fumble in 2018 ... Invited to play in the Offense-Defense All-American Bowl on Dec. 31 ... Racked up 63 total tackles, 38 solo, with 14 for loss as a junior in 2017 ... Posted seven sacks with a forced fumble, helping the Broncos to a 10-3 overall record and a berth in the Texas High School Football 5A-II semifinals ... Had 66 tackles, 39 solo, with six for loss, all sacks, and seven quarterback hurries as a sophomore on the 11-3 state quarterfinal Mansfield Legacy squad ... Chose Arkansas over Florida, Michigan State, Oklahoma State, Purdue, TCU, Texas, Texas Tech, Wisconsin and others.

PERSONAL: Taurean Carter (tour-ee-an) ... Born March 5, 2001 ... Son of Chantal Brown and Taurean Carter Sr. ... Has four siblings, Z'Kharyah, Anthony, Don and Natilya.

NEWCOMERS



1 JALEN CATALON

DB | 5-10 | 196 | Freshman
Mansfield, Texas | Mansfield Legacy HS

HIGH SCHOOL: Four-star prospect by Rivals, 247Sports and ESPN ... Ranked No. 20 in the nation at the safety position by Rivals ... Rated 29th overall in the state of Texas according to 247Sports ... Four-year varsity letterwinner at Mansfield Legacy High School in Mansfield, Texas ... Also lettered in basketball and baseball ... Played in one game as a senior before an injury forced him to miss the rest of the season ... A key member on both sides of the ball for the Broncos in 2017, starting at safety and quarterback for Legacy HS as a junior ... Racked up 101 tackles, including 70 solo, with six for loss ... Also had three interceptions, six forced fumbles and six fumble recoveries on the defensive side of the field ... Passed the 1,000-yard threshold both through the air and on the ground at the helm of the Bronco offense, throwing for 1,122 yards and 15 touchdowns while rushing for 1,064 yards and 13 scores ... Led Legacy to the 2017 Texas High School Football Class 5A-II state semifinals and a 12-3 overall record ... Earned four 2017 Defensive Player of the Year honors from SportsDay, The Fort Worth Star Telegram, Associated Press and District 10-5A ... Credited with 183 total tackles, 139 solo, as a sophomore in 2016, posting seven for loss with nine interceptions, three forced fumbles and one fumble recovery ... Joins Mansfield Legacy teammates Taurean Carter and Enoch Jackson Jr., who signed with the Razorbacks in December ... Chose Arkansas over Alabama, Florida, Missouri, Oklahoma, Ohio State, TCU, Texas, Texas Tech, Wisconsin and others.

PERSONAL: Born March 15, 2001 ... Son of Phyllis and Sherman Catalon.



6 KENDALL CATALON

WR | 5-9 | 184 | Junior
Mansfield, Texas | Southern

PRIOR TO ARKANSAS: Played two seasons at Southern University in Baton Rouge, Louisiana, as a wide receiver ... Leading receiver for the Jaguars last season as a sophomore, racking up 28 catches for 275 yards and three touchdowns ... Also had eight rushes for 69 yards and three scores on the ground ... Posted 56 catches for 758 yards and seven touchdowns over his two-year stint with Southern ... Spent his high school career at Mansfield Legacy HS in Mansfield, Texas, as a quarterback ... Passed for 3,801 yards and 64 touchdowns during his prep career, to go with 2,349 rushing yards and 24 rushing TDs before transitioning to receiver in college ... Son of Phyllis and Sherman Catalon ... Brother Jalen signed with the Razorbacks on 2019 National Signing Day.



16 MALIK CHAVIS

DB | 6-2 | 198 | Freshman
Rison, Ark. | Rison HS

HIGH SCHOOL: Three-star prospect by Rivals, 247Sports and ESPN ... No. 7 overall recruit in the state of Arkansas by Rivals and ESPN ... Four-year varsity football letterwinner at Rison High School in Rison, Arkansas ... Also lettered in basketball, baseball and track and field ... Played on both sides of the ball as a defensive back and running back ... Recorded 46 tackles, one for loss, along with six pass breakups ... Rushed for 939 yards on 91 carries, scoring 11 touchdowns on the ground and two via TD receptions ... Helped the Wildcats to a 14-1 overall record, with the only loss of the season coming in the Arkansas state 3A semifinal on Dec. 1 ... Totaled 29 tackles and two interceptions as a junior, while rushing for 998 yards and 14 touchdowns and hauling in 13 passes for 201 yards and two touchdowns through the air ... Chose Arkansas over Memphis and others.

PERSONAL: Born Sept. 25, 2000 ... Son of Pamela and Johnny Chavis ... Has one sibling, Aaliyah.



17 HUDSON CLARK

DB | 6-2 | 171 | Freshman
Dallas, Texas | Highland Park HS

HIGH SCHOOL: Four-year letterwinner at Highland Park High School in Dallas, Texas ... Team Captain as a senior for the Scots, helping the team to a spotless 16-0 record and the program's third consecutive State 5A Championship ... Finished the year with 40 tackles, 31 solo, three for loss and nine interceptions ... Posted 55 total stops as a junior in 2017, with 46 unassisted, along with 14 passes defended, two interceptions, two fumbles recovered and a fumble forced, pushing Highland Park to a 15-1 overall mark ... Also lettered in basketball as a junior and senior.

PERSONAL: Son of Travis and Jennifer Clark, both graduates of the University of Arkansas ... Grandfather, Ronnie Clark, is in the Arkansas High School Coaches Association Hall of Fame after a 27-year tenue as head football coach of Berryville.



13 COLLIN CLAY

DL | 6-5 | 285 | Freshman
Oklahoma City, Okla. | Putnam City HS

HIGH SCHOOL: Four-star prospect by Rivals and 247Sports ... Rated as the No. 20 strongside defensive end in the country and is ranked second in the state of Oklahoma by Rivals ... Three-year varsity letterwinner at Putnam City High School in Oklahoma City, Oklahoma ... Racked up 62 tackles over his senior season for the Pirates ... Totaled three sacks and 5.5 tackles for loss, along with six quarterback hurries and two pass breakups in his final year of high school football ... Selected to play for USA Football in the 2019 International Bowl ... Posted 56 tackles as a junior, with three sacks and two pass breakups, helping Putnam City to a 7-4 overall record ... Had 40 tackles, including a sack, as a sophomore in 2016 ... Also played basketball as a freshman ... Chose Arkansas over Florida, Georgia, Missouri, Oregon, Oklahoma State, Texas Tech, Michigan and others.

PERSONAL: Born Dec. 9, 2000 ... Son of Robert and Brittany Clay and Jenine Verdaltte ... Has four siblings, Robert, Tyijia, Joshua and Warren.



76 MYRON CUNNINGHAM

OL | 6-6 | 290 | Junior
Warren, Ohio | Iowa Central CC

PRIOR TO ARKANSAS: Three-star prospect by Rivals and 247Sports ... Rated as the No. 6 offensive tackle in the country by ESPN ... Ranked fifth overall in the state of Ohio among the junior college rankings by 247Sports ... Spent last season at Iowa Central Community College in Fort Dodge, Iowa, as a redshirt sophomore ... Started in all 12 games in 2018, helping Iowa Central to an 8-4 record behind 397 total points and 33.1 points per game ... Propelled the Tritons to 4,670 yards of total offense, averaging 389.2 per contest, with 2,884 passing yards and 46 total touchdowns ... Helped the Tritons defeat Monroe College, 34-20, in the Graphic Edge Bowl on Dec. 2 ... First Team NJCAA All-American ... Began his collegiate career at Western Illinois, but did not make an appearance for the Leathernecks ... Played high school football at Warren G. Harding HS in Warren, Ohio ... Chose Arkansas over Kentucky, Mississippi State, Missouri, Oklahoma, Arizona, Nebraska, Pittsburgh, Texas and others.

PERSONAL: Born Oct. 21, 1997 ... Son of Mary and Myron Cunningham Sr.



38 KARCH GARDINER

DB | 5-9 | 171 | Freshman
El Paso, Texas | Del Valle HS

HIGH SCHOOL: Four-year varsity letterwinner at Del Valle High School in El Paso, Texas, playing on both sides of the ball ... Recorded 103 total tackles over his high school career, with 35 stops coming as a senior in 2018 ... Posted eight interceptions and 30 passes defended as a Conquistador, racking up five picks as a junior ... Hauled in 137 receptions for 2,139 yards on the other side of the ball, going for 62 catches and 948 yards as a senior and 66 receptions and 1,046 yards during his junior year ... Caught 14 touchdown passes in back-to-back years in 2017 & 2018 ... Also lettered in basketball during his sophomore-senior campaigns.



50 ERIC GREGORY

DL | 6-4 | 275 | Freshman
Memphis, Tenn. | IMG Academy

HIGH SCHOOL: Four-star prospect by Rivals and ESPN ... Rated as the No. 32 strongside defensive end in the country and 38th overall player in the state of Florida by Rivals ... Three-year varsity letterwinner, playing his final high school season at IMG Academy in Bradenton, Florida ... Totaled 17 tackles, 10 solo, along with 3.5 tackles for loss, including 1.5 sacks as a senior ... Helped IMG Academy to a 7-1 record in 2018 ... Racked up 56 tackles, 16 for loss, with 12 sacks as a junior at Memphis Central High School in 2017 ... Chose Arkansas over Auburn, LSU, Mississippi State, Ole Miss, South Carolina, Tennessee, Memphis and others.

PERSONAL: Born Sept. 13, 2000 ... Son of Aneesah Wallace ... Has one sibling, Aariona.



59 MORGAN HANNA

DL | 6-4 | 201 | Freshman
Greenwood, Ark. | Greenwood HS

HIGH SCHOOL: Three-year varsity letterwinner at Greenwood High School in Greenwood, Arkansas ... Recorded 90 total tackles, 19 for loss, to go with eight sacks and 12 quarterback hurries over his senior season ... Helped the Bulldogs to a 12-1 overall record en route to the 2018 6A State Championship, the program's second consecutive title ... Tallied 74 total stops in 2017, with 25 tackles for loss, including seven sacks and a forced fumble as part of a spotless 13-0 season for Greenwood.



82 HUDSON HENRY

TE | 6-5 | 238 | Freshman
Little Rock, Ark. | Pulaski Academy

HIGH SCHOOL: Four-star prospect by Rivals, 247Sports and ESPN ... Ranked as the top tight end in the country and the No. 1 player in the state of Arkansas by ESPN ... Landed in the outlet's Top 300 players at 52nd in the 2019 recruiting class ... Four-year varsity letterwinner at Pulaski Academy in Little Rock, Arkansas ... Racked up 1,207 receiving yards on a team-high 86 catches as a senior for the Bruins ... Averaged 14.0 yards per catch and 92.8 yards per game through 14 contests, hauling in 14 touchdowns in 2018 ... Helped Pulaski Academy to a 12-2 overall record, 7-0 in district play, falling in the 2018 Centennial Bank State 5A championship game on Dec. 2 ... Three-time Arkansas state champion, propelling the Bruins to titles in 2015, 2016 and 2017, putting together a 53-3 overall record as a high school tight end ... Tallied 984 yards on 72 receptions in 2017, averaging 13.7 yards per catch and 70.3 per game to go with 10 touchdowns ... Found the end zone 27 times in high school, totaling 2,509 receiving yards over four years ... Under Armour All-American ... 2018 All-*USA Today* Preseason High School Football Team ... Invited to play in the Under Armour All-American Game on Jan. 3 ... Chose Arkansas over Alabama, Auburn, Florida, LSU, Ole Miss, Tennessee, Vanderbilt, Clemson, Michigan, Notre Dame, Ohio State, Oregon, Penn State, Stanford, Wisconsin and others.

PERSONAL: Born Nov. 20, 2000 ... Son of Jenny and Mark Henry ... ... Continues a long lineage of Henry family members to sign collegiately at Arkansas: Grandfather Skip Coffman played basketball for the Razorbacks (1959-63), father Mark Henry earned All-Southwest Conference honors as an offensive lineman for the football program (1988-91), brother Hunter picked up All-America honors as a tight end at Arkansas (2013-15) and is currently in the NFL with the San Diego Chargers, and brother Hayden is currently a linebacker for the Razorbacks (2017-present).



38 CHAD HESSON

RB | 5-9 | 193 | Sophomore
Lucas, Texas | Adams State

PRIOR TO ARKANSAS: Spent his first year at Adams State in Alamosa, Colorado, but did not appear in any games ... Played high school football at Lovejoy HS in Lucas, Texas ... Three-year letterwinner for the Leopards as a running back.



6 BEN HICKS

QB | 6-1 | 217 | Senior
Waco, Texas | SMU

2018 (JUNIOR): Played in 12 games, starting nine ... Registered 208 completions for 2,582 yards and 19 touchdowns ... Finished career at SMU as the all-time leader in passing yards (9,081), total offense (8,977), TD passes (71), TDs responsible for (74), completions (718) and 300-yard games (12) ... AWARDS: A member of the Manning Award, Earl Campbell Tyler Rose and Touchdown Club of Columbus Players to Watch watch lists ... Named the AAC Offensive Player of the Week (Nov. 5) and to the Honor Roll (Oct. 22) ... Was a weekly honor roll selection by the Earl Campbell Tyler Rose Award (Oct. 23) ... A preseason selection by Athlon Sports and No. 11 on College Football News Preseason All-AAC Top 30 Players list.

2017 (SOPHOMORE): Started all 13 games ... Completed 276 passes (4th all-time at SMU) for 3,569 yards (2nd at SMU) and 33 touchdowns ... Rushed for 47 yards and one touchdown ... Ranked ninth nationally in passing TDs, 18th in passing yards and 21st in completions per game (21.23) and passing yards per game (274.5) ... Posted a career-best 41 completions for 397 yards at Houston ... Connected on four TD passes on five occasions ... Ranks 12th among active leaders in passing yards per game (260.0), 15th in completions per game (20.40) and 21st in total offense per game (258.5) ... Responsible for 34 TDs ... second most in a season at SMU ... Finished season ranked in the top five at SMU for career passing yards (6,499, 2nd), TDs responsible for (55, 3rd), Total offense (6,463, 4th) and completions (510, 4th) ... RECORDS: Set the SMU single-season record with 33 TDs ... Holds the career record with 52 TDs ... AWARDS: Named Athlon Sports All-AAC fourth team and the No. 22 player on its College Football Top 25 Breakout Quarterbacks list.

2016 (REDSHIRT FRESHMAN): Played in all 12 games, starting 11 ... Was thrust into a starting role after Matt Davis was lost for the season during the season opener at North Texas ... First career completion was an 88-yard TD pass to Courtland Sutton, which was the fifth-longest pass play in SMU history ... Finished the season 234-for-422 for 2,930 yards with 19 passing touchdowns and two rushing TDs ... Registered three 300-yard passing games (302 at Tulane, 380 vs. USF, 331 vs. Navy) ... SINGLE-SEASON RECORDS: His 2,930 passing yards ranks eighth, while his 19 passing TDs is tied for seventh ... AWARDS: Named Honorable Mention Freshman All-American by Campus Insiders, CBS Sports' Freshman of the Week (Houston), American Athletic Conference Weekly Honor Roll (Houston), Earl Campbell Tyler Rose Award Honor Roll (Houston), Davey O'Brien "Great 8" Quarterback list (Houston), Earl Campbell Tyler Rose Award Honor Roll (at Tulane).

2015 (FRESHMAN): Redshirted.

HIGH SCHOOL: A four-star ESPN recruit ... Ranked No. 2 at the Elite 11 QB Camp ... Rated the nation's No. 22 quarterback (pocket passer) and the No. 64 player overall in Texas by ESPN.com ... Ranked by Dave Campbell's Texas Football as the No. 5 QB in Texas ... Led Midway to a 12-1 record in 2014, completing 67 percent of his passes for over 3,500 yards and 28 TDs with just six picks ... Also rushed for nine scores ... Named the 2014 District 12-6A Offensive MVP as well as first-team all-district ... Had offers from Florida, Michigan, Houston, Indiana and Texas Tech among others ... Coached by Terry Gambill at Waco Midway.



99 ENOCH JACKSON JR.

DL | 6-0 | 292 | Freshman
Mansfield, Texas | Mansfield Legacy HS

HIGH SCHOOL: Three-star prospect by Rivals, 247Sports and ESPN ... Rated as the No. 28 defensive tackle in the country and 62nd overall player in the state of Texas by Rivals ... Three-year varsity letterwinner at Mansfield Legacy High School ... Posted 28 tackles, eight for loss, including four sacks, seven quarterback hurries, two forced fumbles and one recovery as a senior ... Invited to play in the Offense-Defense All-American Bowl on Dec. 31 ... Tallied 52 tackles, 19 for loss, with six sacks during his junior season ... Helped the Broncos to 29 victories over three years playing at the varsity level, including a tough loss in the Texas 5A-II state semifinal game in 2017 ... District 10-5A Defensive MVP in 2017 ... Rivals 3 Stripe Camp Series Defensive Line MVP ... Also played high school basketball ... Chose Arkansas over Florida, Georgia, LSU, Missouri, Clemson, Oklahoma State, Texas Tech, Purdue and others.

PERSONAL: Enoch (ee-knock) ... Born Dec. 16, 2000 ... Son of Yasmin and Enoch Jackson Sr. ... Has two siblings, Esmin and Ashlynn.



15 T.Q. JACKSON

WR | 6-4 | 197 | Freshman
Jefferson, Texas | Jefferson HS

HIGH SCHOOL: Four-star prospect by Rivals ... Rated as the No. 42 wide receiver in the country and the No. 41 overall player in the state of Texas by Rivals ... Four-year varsity letterwinner at Jefferson High School in Jefferson, Texas ... Recorded a team-best 797 receiving yards on 38 receptions with 11 touchdown catches as a senior ... Returned nine punts for 199 yards and two TDs, averaging 22.1 yards per return ... Helped the Bulldogs to an 11-1 overall record, including a spotless 6-0 district record, earning a second round appearance in the 2018 Texas High School Football state 3A-I playoffs ... Second straight year to catch 11 touchdowns, doing so in 2017 as a junior behind 40 receptions and 938 yards ... Averaged 78.2 yards per game and 23.5 yards per catch over 12 games, all team highs ... Posted four punt returns for 158 yards, averaging 39.5 yards per return ... Propelled Jefferson HS to a 10-win season and a second round berth in the 2017 Texas state 3A-I tournament ... Pushed past the 1,000-yard threshold as a sophomore, catching 41 passes for 1,099 receiving yards and 11 touchdowns in 2016 ... District 8-3A-I Offensive MVP and District 8-3A-I Overall MVP for his sophomore season performance ... Chose Arkansas over Missouri, Arizona, Arizona State, Baylor, Purdue, TCU, Texas Tech and others.

PERSONAL: Born Sept. 13, 2000 ... Son of Monique Jackson ... Has two siblings, Rachae and Alyssa.



1 K.J. JEFFERSON

QB | 6-3 | 228 | Freshman
Sardis, Miss. | North Panola HS

HIGH SCHOOL: Four-star prospect by Rivals, 247Sports and ESPN ... Rated as the fourth-ranked dual-threat quarterback in the country by 247Sports ... Slotted as the 12th overall player in the state of Mississippi by Rivals ... Placed in the Rivals Top 250 at No. 248 ... Four-year varsity letterwinner in football and basketball at North Panola High School in Sardis, Mississippi ... Helped the Cougars to the Mississippi state 3A semifinals, finishing the 2018 campaign with a 12-2 overall record ... Racked up 3,180 yards through the air on 166 of 275 passing in 14 games for a .604 completion percentage ... Averaged 227.1 yards per game, 19.2 per reception, with 37 passing touchdowns ... Second on the team in rushing by 40 yards, carrying the ball 115 times for 916 yards and seven touchdowns ... Played in the 2018 Alabama vs. Mississippi All-Star Game on Dec. 17 and set to play for USA Football in the 2019 International Bowl ... Back-to-back years throwing for 3,000-plus yards, also doing so in 2017 ... Totaled 3,028 yards on 150-of-236 passing as the starting QB for the Cougars as a junior ... Tossed 36 touchdowns and three interceptions for a .636 completion percentage, averaging 216.3 yards per game ... Had a career year on the ground, rushing for 1,325 yards on 139 carries, scoring eight times with six games over 100 yards rushing ... Dropped the state semifinal game, completing 2017 with a 13-1 mark ... Completed his high school career with 40 wins, 9,582 passing yards, 2,922 rushing yards and 143 total touchdowns, including 119 passing ... Chose Arkansas over Georgia, Kentucky, Mississippi State, Missouri, Ole Miss, Texas A&M, Vanderbilt, Baylor and others.

PERSONAL: Born May 20, 2001 ... Son of Katorie and James Moore ... Has one sibling, Jakaelyn.



43 CEDRIC JOHNSON

LB | 6-0 | 206 | Sophomore
Dallas, Texas | University of Mary

PRIOR TO ARKANSAS: Spent his first year at University of Mary, but did not compete in any games ... A three-time 1st team all-conference performer at Sachse High School in Sachse, Texas ... A standout at Linebacker for the Mustangs ... Recorded an impressive 101 tackles, 12 tackles for loss, two forced fumbles and two sacks his senior season ...The son of Darlene Perkins.



70 LUKE JONES

OL | 6-5 | 299 | Redshirt Freshman
Little Rock, Ark. | Notre Dame

PRIOR TO ARKANSAS: Spent his first year at Notre Dame, but did not play in any games ... Four-year letterwinner at Pulaski Academy in Little Rock, Arkansas ... Rated as the No. 43 offensive tackle nationally by 247Sports.com and No. 4 player from Arkansas by 247Sports & Rivals ... Named to 2017 USA Today American Family Insurance All-USA Arkansas Football Team ... Helped Pulaski Academy to four consecutive Arkansas 5A State Championships ... Pulaski Academy registered a 54-2 record over his four-year varsity career, including a 49-1 mark as a starter ... Captured the 2017 Willie Roaf Award, which is presented to the top Arkansas high school offensive lineman ... 2017 Arkansas Activities Association Football Class 5A First Team All-State.



67 LOGAN KALLESEN

OL | 6-4 | 299 | Freshman
Springdale, Ark. | Shiloh Christian

HIGH SCHOOL: Played high school football at Shiloh Christian in Springdale, Arkansas ... Helped the Saints to a 12-2 overall record and a semifinal berth in the 2018 4A Football State tournament ... Blocked for an offense that racked up 3,678 passing yards and 44 touchdowns through the air, as well as 1,776 rushing yards and 29 scores on the ground.



7 TREY KNOX

WR | 6-5 | 205 | Freshman
Murfreesboro, Tenn. | Blackman HS

HIGH SCHOOL: Four-star prospect by Rivals, 247Sports and ESPN ... Ranked as the No. 16 wide receiver in the country and the No. 4 player in the state of Tennessee by Rivals ... Rated 274th in ESPN's Top 300 in this year's recruiting class ... Four-year varsity letterwinner at Blackman High School in Murfreesboro, Tennessee ... Racked up 558 receiving yards on 35 receptions and four touchdowns in 10 games for the Blaze, averaging 16.1 yards per catch ... Also rushed for 301 yards on 34 carries with five TDs ... Played on both sides of the ball, recording 19 tackles, 12 solo, with five for loss and three sacks ... Helped Blackman HS to a 10-2 record and a second round berth in the 2018 Tennessee High School Football Division I Class 6A playoffs ... Led the team in receiving as a junior with 667 yards on 52 receptions, scoring five times in 12 contests in 2017 ... Propelled the Blaze to a 9-3 season and a second round appearance in the Tennessee state Division I Class 6A tournament ... Posted a career-best 669 receiving yards on 54 catches and 10 touchdowns, all the best marks among Blackman HS receivers ... Chose Arkansas over Auburn, Florida, Kentucky, LSU, Mississippi State, Ole Miss, South Carolina, Tennessee, Vanderbilt, Clemson, Notre Dame, Ohio State, Penn State and others.

PERSONAL: Born Aug. 14, 2001 ... Son of Katina and William Knox ... Has two siblings, Rachel and Katera.



62 BRADY LATHAM

OL | 6-5 | 284 | Freshman
Jenks, Okla. | Jenks HS

HIGH SCHOOL: Three-star prospect by Rivals, 247Sports and ESPN ... Rated as the No. 11 player in the state of Oklahoma by 247Sports ... Lettered in both football and baseball at Jenks High School in Jenks, Oklahoma ... 2018 Preseason All-World honoree for top offensive lineman by the Tulsa World ... Helped Jenks to an 11-2 record and No. 2 team ranking in the state of Oklahoma as a senior ... Anchored the offensive line to the OSSAA Class 6A-I Championship game on Nov. 30 ... Father Bob Latham Jr. started at center for Oklahoma in 1988, lettering at OU from 1985-88 ... Chose Arkansas over New Mexico, Missouri State, Utah State and others.

PERSONAL: Latham (lay-them) ... Born Sept. 30, 2000 ... Son of Christy and Bob Latham ... Has one sibling, Lucy.



55 BEAUX LIMMER

OL | 6-5 | 293 | Freshman
Tyler, Texas | Tyler Lee HS

HIGH SCHOOL: Three-star prospect by Rivals, 247Sports and ESPN ... Rated as the No. 67 offensive tackle in the nation by 247Sports ... Two-year varsity letterwinner ... Helped Tyler Lee High School to 2,346 yards on the ground, 1,159 yards through the air and 26 total offensive touchdowns during his senior season ... Propelled Tyler Lee HS to a six-win campaign in 2017, as the offense put up almost 3,000 rushing yards and over 1,500 passing yards in his junior year ... Chose Arkansas over Missouri, Oklahoma State, Baylor, Northwestern and others.

PERSONAL: Born June 10, 2001 ... Son of Susan and David Limmer ... Has one sibling, Miranda.



42 SAM LOY

P | 6-1 | 195 | Junior
San Clemente, Calif. | Colorado

PRIOR TO ARKANSAS: AT COLORADO (Junior): Enrolled at CU for summer classes and joined the team for offseason workouts ... Sat out the 2018 season in accordance with NCAA transfer regulations.

AT VANDERBILT: Was a 2016 second-team freshman All-SEC punter selection by Athlon Sports ... He played right away as a true freshman for the Commodores and in his two seasons in Nashville he punted 132 times for 5,407 yards, an average of 41.0 yards per boot ... 34 of his punts were downed inside of the 20-yard line and another 34 were fair caught while he only had 10 touchbacks in two seasons ... boomed 20 punts of over 50 yards, including a season-best 12 as a freshman in 2016 ... Long punt of his career as a Commodore was 67 yards ... Vanderbilt netted 36.5 yards off his 68 punts in 2016 and 36.1 on 64 punts in 2017 ... As a sophomore in 2017, he ranked fourth in the SEC in punting at 40.23 yards per punt ... Produced 14 punts that landed in the opponent's 20-yard line and eight punts of 50 or more yards ... Averaged 44.9 yards during late-season stretch against Western Kentucky, Kentucky and Missouri ... Averaged 43.7 yards on career-high nine punts against Kansas ... Three of four punts at South Carolina were downed inside the Gamecock 20-yard line ... As a true freshman in 2016 he led all SEC freshmen with a 41.6-yard average on 68 punts ... Helped change field possession, placing 22 attempts inside the opponent 20-yard line ... Averaged more than 45 yards per punt against four opponents: Middle Tennessee, Florida, Kentucky and Auburn ... Opposing teams averaged just 7.1 yards per return on his punts.

HIGH SCHOOL: Ranked by the Kornblue Kicking Service as five-star prospect and nation's top senior punter ... Recipient of Orange County Specialist of the Year and All-Trinity League MVP Punter awards as senior punter ... Averaged 42.0 yards as senior, with 15-of-35 attempts landing inside opponent's 20-yard line ... Boomed punts of 69 and 75 yards as senior ... None of his punts resulted in touchbacks as senior ... Named Orange County Register's No. 26 top prospect ... Allowed just one return in 51 kickoffs as senior ... Transferred to Catholic as a senior after playing at San Clemente High school his first three prep years.

PERSONAL: He was born Feb. 18, 1998 ... Hobbies include playing soccer and golf.



90 MARCUS MILLER

DL | 6-5 | 299 | Freshman
Warren, Ark. | Warren HS

HIGH SCHOOL: Three-star prospect by Rivals and 247Sports ... Rated as the No. 8 player in the state of Arkansas by Rivals ... Four-year varsity letterwinner at Warren High School in Warren, Arkansas ... Also lettered in basketball ... Racked up 52 total tackles, seven for loss, including two sacks to go with four quarterback hurries and one recovered fumble as a senior ... Helped the Lumberjacks to a 9-2 overall record and a berth in the second round of the Arkansas state 4A playoffs ... Posted 78 tackles and eight sacks, as well as six pass breakups as a junior in 2017, propelling Warren HS to 13-2 mark and a heart-breaking one-point loss in the 2017 Centennial Bank Arkansas state 4A championship game ... Chose Arkansas over Missouri, Tennessee and others.

PERSONAL: Born Nov. 19, 1999 ... Son of Karmalisa York and Mark Miller ... Has one sibling, Xavion.



39 JOHN MISCOLL

LB | 6-2 | 209 | Sophomore
Southlake, Texas | Northeastern State

PRIOR TO ARKANSAS: Spent his first year at Northeastern State in Tahlequah, Oklahoma, but did not see any action ... Signed to the Riverhawks as a three-year letterwinner out of Southlake Carroll High School in Southlake, Texas ... Named first team All-District during his senior campaign, helping the Dragons to 10-2 overall record and a second-round berth in the 2016 Texas 6A state playoffs ... Earned weekly honors from the Dallas Morning News, Fort Worth Star-Telegram and Southlake Style for his performance on the field ... Grandfather played for San Diego State as a quarterback.



80 BRETT NABORS

WR | 6-3 | 182 | Freshman
Nashville, Tenn. | Christ Presbyterian Academy

HIGH SCHOOL: Three-year letterwinner at Christ Presbyterian Academy in Nashville, Tennessee ... Recorded 20 catches for 177 yards and three touchdowns as a senior for the Lions, helping the squad to a spotless 14-0 record and a state championship in the Tennessee Division II Class AA tournament ... Also saw action on special teams and defense for Christ Presbyterian Academy.



4 SHAMAR NASH

WR | 6-3 | 195 | Freshman
Memphis, Tenn. | IMG Academy

HIGH SCHOOL: Four-star prospect by Rivals and 247Sports ... Rated as the No. 41 wide receiver in the country and 42nd in the state of Florida by Rivals ... Three-year varsity letterwinner, playing his senior season at IMG Academy in Bradenton, Florida ... Recorded nine catches for 123 yards and a touchdown, averaging 13.7 yards per catch ... Helped IMG Academy to a 7-1 record in 2018 ... Also played at Memphis Central High School in Memphis, Tennessee, before his transfer to IMG Academy ... Chose Arkansas over Auburn, Florida, Missouri, Ole Miss, South Carolina, Tennessee and others.

PERSONAL: Born Nov. 21, 2000 ... Son of Sherrie Partee ... Has one sibling, Jermikeo.



69 AUSTIN NIX

OL | 6-2 | 286 | Freshman
Texarkana, Ark. | Arkansas HS

HIGH SCHOOL: Two-year varsity letterwinner at Arkansas High School in Texarkana, Arkansas, as a two-sport athlete ... Blocked as a center for a squad that reached the second round of the 2017 Centennial Bank State 6A playoffs as a senior ... Team captain ... Also lettered in baseball for the Razorbacks in high school.



50 CHIBUEZE NWANNA

OL | 6-7 | 329 | Junior
Hyattsville, Md. | Lackawanna CC

PRIOR TO ARKANSAS: Three-star prospect by Rivals and 247Sports ... Rated as the No. 5 offensive tackle in the country among the junior college ranks and fourth overall in the state of Maryland by 247Sports ... Played his freshman season at Lackawanna Community College in Scranton, Pennsylvania ... Helped the Falcons to 424 points over 11 games, averaging 38.5 per game ... Blocked for an offense that racked up 4,415 yards, 401.4 per game, with 2,243 rushing yards for a 203.9 clip per contest ... Propelled Lackawanna to a No. 6 ranking and an 11-0 record, including an El Toro Bowl win over No. 19 Arizona Western on Dec. 1 ... Spent his high school career at Northwestern HS in Hyattsville, Maryland ... Chose Arkansas over Louisville, Cincinnati, Maryland and others.

PERSONAL: Chibueze Nwanna (cha-boy-zee) (nah-wanna) ... Born Oct. 2, 1998 ... Son of April and Teddy Nwanna ... Has two siblings, Ugo and Nkeiru.



53 JOHN OEHRLEIN

LS | 6-1 | 244 | Freshman
Austin, Texas | Westlake HS

HIGH SCHOOL: Two-year letterwinner at Westlake High School in Austin, Texas ... Helped the Chaparrals to a 13-2 overall record as a senior and a semifinal berth in the 2018 Texas 6A Division II High School Football state tournament ... Marked back-to-back seasons to play as one of the final four teams remaining in the playoffs, also doing so in 2017.



33 LOGAN ORR

LB | 6-2 | 230 | Freshman
Jonesboro, Ark. | Jonesboro HS

HIGH SCHOOL: Played high school football at Jonesboro HS ... Recorded 85 total tackles, 41 solo and four for loss, as well as an interception as a senior in 2018, helping the team to an 8-5 overall record and a second round berth in the Centennial Bank State Football 6A playoffs ... Also spent time on the offensive side of the ball as a senior, posting 13 carries for 53 yards and two touchdowns for the Hurricanes last season ... Also played baseball for Jonesboro HS.



79 DYLAN RATHCKE

OL | 6-5 | 293 | Freshman
Baton Rouge, La. | University Lab HS

HIGH SCHOOL: Three-star prospect by Rivals, 247Sports and ESPN ... Ranked as the No. 28 player in the state of Louisiana by Rivals ... Three-year varsity letterwinner at University Lab High School ... Helped his squad to 26 straight victories, dating back to a state championship winning season in 2017 ... Added another LHSAA Non-Select Prep Classic Division II title on Dec. 7, picking up a 55-46 victory over St. Thomas More ... Blocked for a squad that tallied 40-plus points in all three playoff games this season and 12 of 13 games in 2018 ... Propelled the Cubs to five games with 50 or more points, including a season-best 70-0 victory on Oct. 19 ... 2017 All-USA Louisiana First Team honoree ... 2016 MaxPreps Sophomore All-American ... Chose Arkansas over Kentucky, Louisville, South Alabama, UAB and others.

PERSONAL: Rathcke (wrath-key) ... Born March 8, 2000 ... Son of Jennifer and Erik Rathcke ... Has one sibling, Morgan.



29 JARED SACKETT

K | 6-1 | 180 | Junior
Fort Worth, Texas | UTSA

PRIOR TO ARKANSAS: Entered his sophomore season at UTSA in 2018 as a preseason second team All-Conference USA selection by Athlon Sports ... Finished the season as a semifinalist for the Lou Groza Award for the second consecutive year ... Honorable Mention All-Conference USA team member by the coaches ... Connected on 33-of-41 field goals, including nine of 40-plus yards ... Ranked fourth in the C-USA and 30th nationally in field goals per game (1.27) ... Collected C-USA Special Teams Player of the Week after going 3-for-3 all over 40-or-more yards ... Nominee for the Burlsworth Trophy ... Hit a career-high 51-yard field goal over UTEP on Sept. 29.

FRESHMAN (2017): One of 20 semifinalists for the Lou Groza Award given annually to the nation's top place-kicker ... became UTSA's second Freshman All-American when he was honored by USA TODAY ... honorable mention All-Conference USA selection ... voted to the C-USA All-Freshman Team ... set UTSA's single-season record with 19 field goals (22 attempts) despite not kicking in the season opener at Baylor ... ranked third in the Football Bowl Subdivision in field goals per game (1.9) and ninth in field-goal percentage (.864) ... named C-USA Special Teams Player of the Week after making all three field goal attempts, including the game-winner with two seconds left, in the 9-7 victory against Marshall (Nov. 18) ... made his first eight field goal attempts of the season ... was 3-for-3 with a long of 43 in the 44-14 rout of Texas State (Sept. 23) ... also made all three attempts, including a season-long 44-yarder, against Southern Miss (Oct. 7) ... was good on seven of his last eight tries of the fall ... also made 23 extra points and booted three kickoffs, including one that went for a touchback.

HIGH SCHOOL: First-team all-district place-kicker at Timber Creek High School ... made 8-of-10 field goals with a long of 46 yards ... named the team's special teams player of the year following his senior season ... three-year letterwinner for the Falcons ... also a three-year starter for the soccer team.

PERSONAL: Born Feb. 23, 1999, in Denver, Colo. ... son of Rob and Krista Sackett ... has one sister, Stacia, and one brother, Mitch ... brother played soccer (goalkeeper) at Drake ... mechanical engineering major.



81 JACKSON SALLEY

WR | 6-0 | 183 | Freshman
Rockwall, Texas | Rockwall-Heath HS

HIGH SCHOOL: Three-year letterwinner at Rockwall-Heath High School in Rockwall, Texas ... Recorded 17 catches for 307 yards and a touchdown as a senior for the Hawks in 2017, helping the squad to a playoff berth in state 6A tournament ... Also lettered in soccer during his time at Rockwall-Heath HS.



29 ASA SHEARIN

LB | 6-1 | 219 | Freshman
Jonesboro, Ark. | Jonesboro HS

HIGH SCHOOL: Three-year letterwinner at Jonesboro High School in Jonesboro, Arkansas ... Recorded 46 total tackles, 22 solo and 13 for loss, with three sacks as a senior for the Hurricanes ... Also had a fumble recovery and three passes defended for the team in 2017 ... Racked up 69 total stops as a junior, 34 solo, with 10.5 tackles for loss, including 3.5 sacks, two fumbles forced and two fumbles recovered en route to a 9-3 campaign for Jonesboro HS and a first-round berth in the 2016 Centennial Bank State 6A playoffs.



22 TRELON SMITH

RB | 5-9 | 184 | Sophomore
Houston, Texas | Arizona State

PRIOR TO ARKANSAS: Spent his first two years at Arizona State, redshirting the 2018 season after playing four games ... Ran for 56 yards on 11 carries as a sophomore ... Eight of his 11 attempts came in the season opener vs. Washington, tallying 45 yards, as well as three receptions for 16 yards through the air ... Had one rushing attempt in each of the next three games played.

FRESHMAN (2017): Played in nine games for the Sun Devils in his true freshman season, seeing action as a reserve running back and kick returner ... Managed to see the field because of his explosiveness despite two senior running backs ahead of him on the depth chart ... Did most of his work on kick returns, attempting five returns that gained 90 yards (18.0 YPR).

HIGH SCHOOL: Played high school football at Cypress Ridge High School in Houston, Texas ... Named the MVP of District 17-6A, the highest division in the state of Texas, after both his junior and senior season ... Received honorable mention All-State honors in 2015 from the Texas Sports Writers Association ... Led Cypress Ridge High School to its first Regional Final in school history ... Received All-Midlands region honors as a running back from PrepStar ... Consensus three-star prospect according to major recruiting services; Tabbed by 24/7 sports composite rankings as the No. 10 all-purpose back in the country; Scout listed him as the No. 36 running back in the nation and the No. 6 running back in the state of Texas; Ranked as the No. 31 running back nationally and the No. 6 running back in the state of Texas by Rivals; Regarded as the No. 43 running back in the country by ESPN ... Totaled over 4,400 rushing yards and over 500 receiving yards while 2017 adding 52 total touchdowns in his varsity career ... Rushed for 2,270 yards with 29 rushing touchdowns while adding 23 receptions for 327 yards and four receiving touchdowns during his outstanding senior season ... Carried the ball 228 times for 1,807 yards and 17 touchdowns in his first year as the featured back on varsity as a junior.



11 MATAIO SOLI

DL | 6-4 | 239 | Freshman
Douglasville, Ga. | Douglas County HS

HIGH SCHOOL: Four-star prospect by Rivals and 247Sports ... Rated as the No. 16 weakside defensive end in the country and 28th overall player in the state of Georgia by 247Sports ... Four-year varsity letterwinner at Douglas County High School in Douglasville, Georgia ... Racked up 84 total tackles, 60 solo, with 29 tackles for loss, including 22.5 sacks to go with four quarterback hurries, two forced fumbles and one fumble recovery as a senior ... Region 5-6A Player of the Year ... Helped the Tigers to an 8-3 overall record, including a 7-1 mark in district play, and an appearance in the 2018 Georgia High School Football 6A state playoffs ... Tallied 77 total tackles as a junior, 49 solo and 20 for loss with 18 sacks en route to a 10-2 record in 2017 ... Advanced to the second round of the Georgia 6A state tournament ... Posted 50 or more tackles in each of his last three years of high school football ... Parents are Arkansas graduates ... Father Junior Soli earned All-SEC honors during his collegiate career with the Razorbacks (1992-95) as a nose guard and was drafted in the fifth round of the 1996 NFL Draft by the San Diego Chargers ... Chose Arkansas over Alabama, Auburn, Florida, Kentucky, Vanderbilt, Clemson, Florida State, Notre Dame, Oregon, Stanford, Wisconsin and others.

PERSONAL: Mataio Soli (mah-tye-oh) ... Born March 4, 2001 ... Son of Karen and Junior Soli ... Has two siblings, Solomon and Skylar.



24 A'MONTAE SPIVEY

RB | 6-1 | 192 | Freshman
Phenix City, Ala. | Central HS

HIGH SCHOOL: Three-star prospect by Rivals, 247Sports and ESPN ... Ranked as the No. 35 running back in the nation and 18th overall player in the state of Alabama by Rivals ... Rushed for 1,363 yards on 183 carries, scoring 19 touchdowns in 2018, while also hauling in 13 passes for 166 yards ... Averaged 7.5 yards per rush and 94.9 yards per game ... Opelika-Auburn News Offensive Player of the Year ... Led Central High School to a 10-0 regular season record and a spotless 4-0 mark en route to the Class 7A Alabama High School title after a 52-7 win in the championship game on Dec. 5 ... Racked up 156 yards rushing in the opening round of the playoffs on Nov. 9, with 126 coming in the first half of the 46-0 rout of Davidson ... Accounted for 118 total yards in the state title matchup, rushing for 78 yards on 14 carries and a touchdown while catching two passes for 40 yards ... Participated in the 2018 Alabama vs. Mississippi All-Star Game on Dec. 17 ... Totaled 944 yards and 14 touchdowns on 74 carries as a junior for the Red Devils in 2017, helping Central to an 11-1 mark and a semifinal berth in the 2017 Alabama state Class 7A tournament ... Chose Arkansas over LSU, Ole Miss, Missouri, Cincinnati, Purdue and others.

PERSONAL: Born Aug. 28, 2000 ... Son of Teisha Floyd and Carlton Spivey.



17 NICK STARKEL

QB | 6-3 | 214 | Junior
Argyle, Texas | Texas A&M

2018 (SOPHOMORE): Appeared in four games, completing 15 of 22 passes for 169 yards and a touchdown ... Completed five passes on eight attempts for 63 yards and a touchdown in the season-opener against Northwestern State ... Threw for 39 yards on three attempts versus ULM ... Went 7-for-11 for 67 yards against No. 1 Alabama.

2017 (REDSHIRT FRESHMAN): Made seven appearances and started in five games after suffering an injury in the third quarter of the season opener at UCLA ... Threw for 1,793 yards and 14 TDs on 123-of-205 passing ... Tossed four touchdown passes and 416 yards against New Mexico ... Completed 19 passes for 272 yards and a touchdown at Ole Miss ... Closed out the regular season with 227 yards and two touchdowns at LSU ... Threw for 184 yards and two touchdowns against Auburn ... Set the A&M bowl game record throwing for 499 yards against Wake Forest, connected on 42 of 63 passes including four touchdowns, set the freshman record for attempts, completions and passing yards for a single game.

2016 (FRESHMAN): Redshirted.

HIGH SCHOOL: Coached by Barton Hundley at Liberty Christian High School in Argyle, Texas ... Played for Southlake Carroll High School his freshman year ... Threw 4,745 yards and 48 touchdowns in three varsity seasons; his senior year at Liberty Christian, threw for 3,091 yards and 29 touchdowns ... 2015 TAPPS Division 1 All-District Honorable Mention.



51 RICKY STROMBERG

OL | 6-4 | 266 | Freshman
Tulsa, Okla. | Union HS

HIGH SCHOOL: Four-star prospect by 247Sports ... Rated as the No. 19 offensive guard in the country and third overall prospect in the state of Oklahoma by 247Sports ... Three-year varsity letterwinner at Union High School in Tulsa, Oklahoma ... Played on both sides of the ball, but primarily on the offensive line ... Helped the Redskins to a 9-3 record and a No. 4 state rank behind a semifinal berth in the 2018 Oklahoma High School Football Class 6A-I playoffs ... District 6A-I-2 Offensive Lineman of the Year ... Slotted at seventh overall in OKPreps 2019 Rankings heading into his senior season, as well as the top offensive lineman in the category ... Propelled Union HS to an 11-2 mark as a sophomore and a state championship in 2016, as well as a 12-1 record as a junior, falling in the 6A-I title game in 2017 ... Chose Arkansas over Tulsa, Colorado State, North Texas, Utah State and others.

PERSONAL: Born Nov. 10, 2000 ... Son of Diane and Scott Stromberg ... Has three siblings, Timmy, Bonnie and Scotty.



72 DREW VEST

OL | 6-6 | 278 | Freshman
Searcy, Ark. | Searcy HS

HIGH SCHOOL: Three-year letterwinner at Searcy High School in Searcy, Arkansas ... Blocked for an offense that racked up 3,349 passing yards and 1,535 rushing yards en route to a 9-3 overall season and a second-round berth in the 2018 Centennial Bank State 6A playoffs in 2018 ... Helped the Lions to a 10-3 mark as a junior behind 4,246 passing yards and 1,949 rushing yards, finishing the year in the third round of the 2017 6A tournament.



86 JOHN DAVID WHITE

WR | 5-11 | 171 | Freshman
Little Rock, Ark. | Pulaski Academy

HIGH SCHOOL: Three-year letterwinner at Pulaski Academy in Little Rock, Arkansas ... Racked up a team-best 1,732 receiving yards on 86 catches over 14 games as a senior, finding the end zone 30 times ... Helped the Bruins to a 12-2 overall record and a berth in the 2018 Centennial Bank State 5A Football championship game for the third-straight year ... Hauled in 43 receptions for 835 yards and eight touchdowns as a junior on the 14-0 state title team in 2017 ... Continues a long family lineage of donning an Arkansas uniform ... Great-grandfather Harold "Greasy" Rees played football for the Razorbacks, grandfather John Rees played receiver from 1968-70, uncle John Aaron Rees played from 2005-08 and father David played golf at Arkansas in the early 1990s.



56 ZACH WILLIAMS

DL | 6-4 | 224 | Freshman
Little Rock, Ark. | Joe T. Robinson HS

HIGH SCHOOL: Four-star prospect by 247Sports and ESPN ... Rated as the No. 15 weakside defensive end in the country by 247Sports ... Ranked fourth overall player in the state of Arkansas by 247Sports and ESPN ... Three-year varsity letterwinner at Joe T. Robinson High School in Little Rock, Arkansas ... Racked up 97 tackles, 56 solo, with a team-best 31 for loss as a senior for the Senators ... Also paced the squad in sacks with 17.0, totaling 165 yards lost on the plays ... Caused five fumbles and recovered three, helping Robinson HS to a 12-3 overall record, falling in the 2018 Centennial Bank Arkansas state 4A football championship game on Dec. 8 ... Invited to play in the Pro Football Hall of Fame World All-Star Bowl on Dec. 22 ... Totaled 65 tackles as a junior, 34 solo and 28 for loss, with 11 sacks in 2017 ... Forced two fumbles and recovered three, pushing the Senators to a 13-1 mark, as the only loss of the season came in the Arkansas state 4A semifinal game ... Chose Arkansas over Alabama, Florida, Georgia, Tennessee, Vanderbilt, California, Purdue, Texas, Texas Tech and others.

PERSONAL: Born Jan. 5, 2001 ... Son of Keli and Ricky Williams ... Has two siblings, Sydni and Shelbi.



54 JAKE YURACHEK

LB | 6-0 | 239 | Redshirt Freshman
Friendswood, Texas | Colorado

PRIOR TO ARKANSAS: Redshirted his freshman season at Colorado after playing in one game in 2018 ... A three-year starter at Friendswood High School in Friendswood, Texas, helping lead his team to the area championship all three years ... A first-team All-State, All-Houston Area, Galveston County MVP and District 24-6A MVP selection his senior year ... A first-team All-District selection his junior year when he led his team to a 10-3 record ... As a senior playing inside linebacker, he posted 193 tackles (130 solo) with 15 tackles for losses and eight sacks ... He also had eight quarterback hurries, forced two fumbles, recovered one, had one interception, three pass breakups and blocked a field goal ... Junior year he posted 57 tackles playing at outside linebacker, four for losses, two sacks, forced two fumbles, had one interception and one pass breakup ... As a sophomore he had 42 tackles at outside linebacker, five for losses and one interception ... He played two other CU signees in high school: beating TB Alex Fontenot's George Ranch High School in the 2016 Texas Class 5A Playoffs and faced OT Frank Fillip's Clear Lake team all four years of their prep careers, Yurachek's team winning three of the four matchups ... Also played basketball in high school.

PERSONAL: He was born in Franklin, Tenn. on Jan. 6, 2000 ... His father, Hunter, is the vice chancellor and athletics director at the University of Arkansas; he played collegiate basketball at Guilford College ... Like his father, he too would like to join the athletic administration field after his playing days are over ... Older brother, Ryan, played collegiately as a tight end at Marshall where he caught 143 passes for 1,354 yards and 26 TD in his career; in the 2017 Gildan New Mexico Bowl against Colorado State, he caught seven passes for 60 yards and one TD in leading the Thundering Herd to the victory over the Rams ... Ryan signed with the Oakland Raiders as an undrafted free agent on June 22, 2018.



25 ZACH ZIMOS

LB | 6-4 | 211 | Freshman
Richmond, Texas | Fort Bend Travis HS

HIGH SCHOOL: Four-star prospect by Rivals ... Rated as the No. 22 outside linebacker in the country and 39th overall player in the state by Rivals ... Three-year varsity letterwinner at Fort Bend Travis High School in Richmond, Texas ... Racked up 98 total tackles as a senior, 80 unassisted, with six tackles for loss ... Posted three quarterback hurries, two passes defended and two fumble recoveries, while also blocking a punt for the Tigers ... Helped Fort Bend Travis HS to an 8-3 mark and a first round appearance in the 2018 Texas High School Football State 6A-I playoffs ... Recorded 56 total tackles, 47 unassisted, with five for loss, including a sack, as a junior ... Had a team-high two interceptions, with two fumble recoveries and one forced fumble in 2017 ... Completed his high school career with 188 total tackles, averaging 6.3 per game, with 156 solo tackles and seven interceptions as a Tiger ... Chose Arkansas over Missouri, California, Purdue, Texas Tech, Boise State and others.

PERSONAL: Zach Zimos (zye-muss) ... Born Jan. 4, 2001 ... Son of Brandy and Scott Zimos ... Has two siblings, Alex and Avery.

GAME 1: EASTERN ILLINOIS

Eastern Illinois (0-1)	20
Arkansas (1-0)	55

SCORING SUMMARY

	1st	2nd	3rd	4th	Final
Eastern Illinois	0	6	7	7	20
Arkansas	10	28	10	7	55

QTR.	TEAM	SCORING PLAY
1st	AR	C. Limpert 35 yd field goal, 6-18 1:41
	AR	B. Guidry 1 yd fumble recovery (C. Limpert kick)
2nd	AR	D. Whaley 1 yd run (C. Limpert kick), 11-80 3:53
	AR	L. Pettway 14 yd pass from T. Storey (C. Limpert kick), 3-27 0:50
	EIU	A. Hollins 43 yd pass from H. Woodberry (N. Bruno kick blocked), 2-47 0:36
	AR	L. Pettway 48 yd pass from T. Storey (C. Limpert kick), 4-79 1:02
	AR	J. Jones 57 yd pass from T. Storey (C. Limpert kick), 1-57 0:07
3rd	AR	T. Storey 2 yd run (C. Limpert kick), 2-5 0:37, EIU 6 - AR 45
	EIU	A. Hollins 15 yd pass from H. Woodberry (N. Bruno kick), 14-85 5:03
	AR	C. Limpert 23 yd field goal, 10-59 5:11
4th	EIU	A. Hollins 16 yd pass from J. Brantley (N. Bruno kick), 4-37 2:02
	AR	A. Cantrell 42 yd pass from C. Kelley (C. Limpert kick), 8-72 4:03

TEAM STATISTICS

	EASTERN ILLINOIS	ARKANSAS
FIRST DOWNS	21	18
RUSHES-YARDS (NET)	41-127	37-80
PASSING YDS (NET)	230	353
Passes Att-Comp-Int	40-27-0	29-21-0
TOTAL OFFENSE PLAYS-YARDS	81-357	66-433
Fumble Returns-Yards	0-0	2-61
Punt Returns-Yards	1-3	0-0
Kickoff Returns-Yards	5-99	4-102
Interception Returns-Yards	0-0	0-0
Punts (Number-Avg)	4-40.8	5-29.4
Fumbles-Lost	6-5	0-0
Penalties-Yards	6-30	4-40
Possession Time	30:50	29:10
Third-Down Conversions	6 of 18	7 of 15
Fourth-Down Conversions	3 of 4	0 of 0
Red-Zone Scores-Chances	2-3	5-5
Sacks By: Number-Yards	1-4	2-15



QB TY STOREY came off the bench to spark the offense in a 28-point second quarter against Eastern Illinois. Storey finished the day 12-for-17 for 261 yards and accounted for four touchdowns (3 passing, 1 running).

September 1, 2018 | Fayetteville, Ark.
Donald W. Reynolds Razorback Stadium | Time: 3 p.m. | Attendance: 63,342
TV: SEC Network › Dave Neal (PBP), DJ Shockley (Analyst) & Dawn Davenport (Sideline)

EASTERN ILLINOIS

RUSHING	Att.	Gain	Lost	Net	TD	Long	Avg.
Jamal Scott	12	82	0	82	0	29	6.8
Isaiah Johnson	7	30	1	29	0	8	4.1
John Brantley	12	30	17	13	0	12	1.1
Robert Columbus	6	13	5	8	0	5	1.3
Darshon McCullough	2	6	0	6	0	5	3.0
TEAM	1	0	4	-4	0	0	-4.0
Harry Woodberry	1	0	7	-7	0	0	-7.0

PASSING	Comp.	Att.	Yds	TD	Int	Long	Sack
John Brantley	18	25	134	1	0	16	1
Harry Woodberry	9	15	96	2	0	43	1

RECEIVING	No.	Yds	TD	Long
Alexander Hollins	9	127	3	43
Aaron Gooch	6	43	0	12
Isaiah Johnson	3	13	0	12
Matt Reyna	2	12	0	9
James Sheehan	2	9	0	5
Teriq Phillips	2	7	0	4
Nick Atoyebi	1	11	0	11
Robert Columbus	1	5	0	5
Xander Richards	1	3	0	3

PUNTING	No.	Yds	Avg.	Long	I20	TB
Nick Bruno	4	163	40.8	46	2	0

FIELD GOALS	Made	Att.	Long	Kicks
Matt Servino	0	2	–	x47, x29

ARKANSAS

RUSHING	Att.	Gain	Lost	Net	TD	Long	Avg.
Devwah Whaley	10	29	1	28	1	8	2.8
Maleek Williams	3	17	0	17	0	7	5.7
Ty Storey	3	15	0	15	1	10	5.0
TJ Hammonds	3	14	0	14	0	10	4.7
Rakeem Boyd	6	15	3	12	0	7	2.0
Cole Kelley	3	4	0	4	0	2	1.3
Chase Hayden	4	6	3	3	0	3	0.8
Daulton Hyatt	2	0	6	-6	0	0	-3.0
TEAM	3	0	7	-7	0	0	-2.3

PASSING	Comp.	Att.	Yds	TD	Int	Long	Sack
Ty Storey	12	17	261	3	0	57	0
Cole Kelley	9	12	92	1	0	42	0
Daulton Hyatt	0	0	0	0	0	0	1

RECEIVING	No.	Yds	TD	Long
Jordan Jones	5	132	1	57
LaMichael Pettway	5	93	2	48
Chase Harrell	4	60	0	36
Austin Cantrell	2	53	1	42
Rakeem Boyd	1	8	0	8
TJ Hammonds	1	3	0	3
Chase Hayden	1	2	0	2
Jeremy Patton	1	2	0	2
Deon Stewart	1	0	0	0

PUNTING	No.	Yds	Avg.	Long	I20	TB
Blake Johnson	4	122	30.5	44	2	0
Reid Bauer	1	25	25.0	25	0	0

FIELD GOALS	Made	Att.	Long	Kicks
Connor Limpert	2	2	35	35, 23

GAME 2: AT COLORADO STATE

Arkansas (1-1)..... 27
Colorado State (1-2)..... 34

SCORING SUMMARY

	1st	2nd	3rd	4th	Final
Arkansas	7	6	14	0	27
Colorado State	3	6	8	17	34

QTR.	TEAM	SCORING PLAY
1st	CSU	W. Bryan 55 yd field goal, 4-6 1:31
	AR	D. Whaley 3 yd run (C. Limpert kick), 14-73 6:06
2nd	AR	C. Limpert 28 yd field goal, 10-70 4:04
	AR	C. Limpert 31 yd field goal, 8-65 2:40
	CSU	W. Bryan 46 yd field goal, 10-47 3:28
	CSU	W. Bryan 44 yd field goal, 5-18 0:25
3rd	AR	L. Pettway 25 yd pass from C. Kelley (C. Limpert kick), 9-91 3:51
	AR	TJ Hammonds 64 yd pass from C. Kelley (C. Limpert kick), 1-64 0:11
	CSU	P. Williams 4 yd pass from Carta-Samuels (C. Butler pass from Carta-Samuels), 7-70 2:41
4th	CSU	P. Williams 10 yd pass from Carta-Samuels (W. Bryan kick), 9-96 3:29
	CSU	W. Bryan 22 yd field goal, 11-60 4:03
	CSU	I. Matthews 1 yd run (W. Bryan kick), 6-59 2:30

TEAM STATISTICS

	ARKANSAS	COLORADO STATE
FIRST DOWNS	24	21
RUSHES-YARDS (NET)	53-299	23-40
PASSING YDS (NET)	138	389
Passes Att-Comp-Int	22-11-2	50-32-1
TOTAL OFFENSE PLAYS-YARDS	75-437	73-429
Fumble Returns-Yards	0-0	0-0
Punt Returns-Yards	1-45	4-0
Kickoff Returns-Yards	2-23	4-69
Interception Returns-Yards	1-0	2-4
Punts (Number-Avg)	5-38.2	5-56.8
Fumbles-Lost	0-0	3-1
Penalties-Yards	6-60	6-54
Possession Time	32:27	27:33
Third-Down Conversions	5 of 15	6 of 15
Fourth-Down Conversions	0 of 0	0 of 0
Red-Zone Scores-Chances	3-3	4-4
Sacks By: Number-Yards	1-4	1-12



RB DEVWAH WHALEY ran for a career-best 165 yards on 26 carries at Colorado State, leading the Razorbacks' ground game that racked up 299 yards.

September 8, 2018 | Fort Collins, Colo.
Canvas Stadium | Time: 6:30 p.m. CT | Attendance: 31,894
TV: CBS Sports Network > Carter Blackburn (PBP), Aaron Taylor (Analyst) & John Schriffen (Sideline)

ARKANSAS

RUSHING	Att.	Gain	Lost	Net	TD	Long	Avg.
Devwah Whaley	26	165	0	165	1	18	6.3
Rakeem Boyd	7	67	0	67	0	36	9.6
Chase Hayden	11	55	0	55	0	18	5.0
Ty Storey	2	17	6	11	0	17	5.5
TJ Hammonds	3	8	0	8	0	6	2.7
TEAM	1	0	1	-1	0	0	-1.0
Cole Kelley	3	6	12	-6	0	3	-2.0

PASSING	Comp.	Att.	Yds	TD	Int	Long	Sack
Ty Storey	5	13	36	0	2	19	0
Cole Kelley	6	9	102	2	0	64	1

RECEIVING	No.	Yds	TD	Long
LaMichael Pettway	2	31	1	25
Jeremy Patton	2	26	0	19
De'Vion Warren	2	-3	0	0
TJ Hammonds	1	64	1	64
Deon Stewart	1	10	0	10
Austin Cantrell	1	10	0	10
Jordan Jones	1	2	0	2
Jonathan Nance	1	-2	0	0

PUNTING	No.	Yds	Avg.	Long	I20	TB
Reid Bauer	5	191	38.2	42	2	0

FIELD GOALS	Made	Att.	Long	Kicks
Connor Limpert	2	3	31	28, 31, x48

COLORADO STATE

RUSHING	Att.	Gain	Lost	Net	TD	Long	Avg.
Izzy Matthews	9	41	14	27	1	14	3.0
Marvin Kinsey Jr.	5	10	0	10	0	4	2.0
K.J. Carta-Samuels	5	10	7	3	0	8	0.6
Rashaad Boddie	3	3	0	3	0	2	1.0
Marcus McElroy	1	0	3	-3	0	0	-3.0

PASSING	Comp.	Att.	Yds	TD	Int	Long	Sack
K.J. Carta-Samuels	32	47	389	2	1	54	1
Collin Hill	0	3	0	0	0	0	0

RECEIVING	No.	Yds	TD	Long
Preston Williams	12	154	2	31
Olabisi Johnson	5	47	0	18
Cameron Butler	4	107	0	54
Marvin Kinsey Jr.	4	34	0	20
Brenden Fulton	2	30	0	20
Darius Wise	2	0	0	2
Griffin Hammer	1	9	0	9
Izzy Matthews	1	4	0	4
Adam Prentice	1	4	0	4

PUNTING	No.	Yds	Avg.	Long	I20	TB
Ryan Stonehouse	5	284	56.8	70	1	1

FIELD GOALS	Made	Att.	Long	Kicks
Wyatt Bryan	4	4	55	55, 46, 44, 22

GAME 3: NORTH TEXAS

North Texas (3-0) 44
Arkansas (1-2) 17

September 15, 2018 | Fayetteville, Ark.
Donald W. Reynolds Razorback Stadium | Time: 3 p.m. | Attendance: 62,355
TV: SEC Network > Dave LaMont (PBP), Ray Bentley (Analyst) & Tera Talmadge (Sideline)

SCORING SUMMARY

	1st	2nd	3rd	4th	Final
North Texas	17	17	3	7	44
Arkansas	0	10	0	7	17

QTR.	TEAM	SCORING PLAY
1st	UNT	M. Fine 2 yd run (C. Hedlund kick), 7-44 1:43
	UNT	K. Brewer 90 yd punt return (C. Hedlund kick)
	UNT	C. Hedlund 24 yd field goal, 4-1 0:55
2nd	AR	C. Kelley 5 yd run (C. Limpert kick), 7-61 1:36
	AR	C. Limpert 54 yd field goal, 10-49 2:55, UNT 17 - AR 10
	UNT	L. Easly 3 yd run (C. Hedlund kick), 2-34 0:30, UNT 24 - AR 10
	UNT	R. Bussey 7 yd pass from M. Fine (C. Hedlund kick), 8-80 2:46
	UNT	C. Hedlund 26 yd field goal, 7-40 1:26
3rd	UNT	C. Hedlund 20 yd field goal, 14-79 5:34
4th	UNT	K. Hall 24 yd interception return (C. Hedlund kick)
	AR	M. Williams 68 yd run (C. Limpert kick), 1-68 0:12

TEAM STATISTICS

	NORTH TEXAS	ARKANSAS
FIRST DOWNS	18	21
RUSHES-YARDS (NET)	29-102	32-126
PASSING YDS (NET)	281	210
Passes Att-Comp-Int	46-24-0	45-20-6
TOTAL OFFENSE PLAYS-YARDS	75-383	77-336
Fumble Returns-Yards	0-0	0-0
Punt Returns-Yards	1-90	1-1
Kickoff Returns-Yards	1-17	5-94
Interception Returns-Yards	6-65	0-0
Punts (Number-Avg)	9-42.4	9-34.2
Fumbles-Lost	2-1	0-0
Penalties-Yards	9-102	10-70
Possession Time	30:04	29:56
Third-Down Conversions	4 of 17	4 of 16
Fourth-Down Conversions	0 of 1	0 of 0
Red-Zone Scores-Chances	6-7	1-2
Sacks By: Number-Yards	5-27	2-17



LB DE'JON HARRIS led the Razorbacks with 12 tackles to register his second 10-plus tackle effort in the team's first three games. Harris made seven solo stops and broke up two passes against North Texas.

NORTH TEXAS

RUSHING	Att.	Gain	Lost	Net	TD	Long	Avg.
Loren Easly	13	77	2	75	1	24	5.8
Deandre Torrey	4	13	0	13	0	5	3.2
Quinn Shanbour	5	21	10	11	0	12	2.2
Mason Fine	5	16	9	7	1	6	1.4
TEAM	1	0	2	-2	0	0	-2.0
Anthony Wyche	1	0	2	-2	0	0	-2.0

PASSING	Comp.	Att.	Yds	TD	Int	Long	Sack
Mason Fine	24	45	281	1	0	37	1
Quinn Shanbour	0	1	0	0	0	0	1

RECEIVING	No.	Yds	TD	Long
Jaelon Darden	5	87	0	37
Kelvin Smith	5	60	0	37
Rico Bussey	5	27	1	10
Deandre Torrey	3	24	0	27
Michael Lawrence	3	24	0	12
Jalen Guyton	2	42	0	31
Loren Easly	1	17	0	17

PUNTING	No.	Yds	Avg.	Long	I20	TB
Alvin Kenworthy	9	382	42.4	48	5	2

FIELD GOALS	Made	Att.	Long	Kicks
Cole Hedlund	3	3	26	24, 26, 20

ARKANSAS

RUSHING	Att.	Gain	Lost	Net	TD	Long	Avg.
Maleek Williams	5	74	0	74	1	68	14.8
Chase Hayden	5	21	0	21	0	14	5.8
John Stephen Jones	1	15	0	15	0	15	15.0
Cole Kelley	4	14	0	14	1	5	3.5
Devwah Whaley	9	16	4	12	0	7	1.3
TJ Hammonds	1	0	0	0	0	0	0.0
Connor Noland	7	17	27	-10	0	13	-1.43

PASSING	Comp.	Att.	Yds	TD	Int	Long	Sack
Cole Kelley	16	35	185	0	4	25	0
Connor Noland	4	7	25	0	1	11	5
John Stephen Jones	0	3	0	0	1	0	0

RECEIVING	No.	Yds	TD	Long
Mike Woods	4	61	0	25
LaMichael Pettway	4	49	0	16
Jared Cornelius	2	27	0	14
TJ Hammonds	2	17	0	11
Deon Stewart	2	12	0	8
Jordan Jones	1	13	0	13
Grayson Gunter	1	11	0	11
Jeremy Patton	1	11	0	11
Devwah Whaley	1	6	0	6
Chase Hayden	1	3	0	3
Rakeem Boyd	1	0	0	0

PUNTING	No.	Yds	Avg.	Long	I20	TB
Matthew Phillips	1	34	34.0	34	0	0
Blake Johnson	3	91	30.3	33	0	0
Reid Bauer	5	183	36.6	41	1	0

FIELD GOALS	Made	Att.	Long	Kicks
Connor Limpert	1	2	54	54, x38

GAME 4: AT AUBURN

Arkansas (1-3, 0-1)	3
Auburn (3-1, 1-1)	34

SCORING SUMMARY

	1st	2nd	3rd	4th	Final
Arkansas	0	0	3	0	3
Auburn	10	7	7	10	34

QTR.	TEAM	SCORING PLAY
1st	AU	J. Whitlow 5 yd run (A. Carlson kick), 7-27 2:21
	AU	A. Carlson 18 yd field goal, 4-1 1:25
2nd	AU	J. Stidham 4 yd run (A. Carlson kick), 4-9 2:19
3rd	AR	C. Limpert 29 yd field goal, 10-68 3:50
	AU	N. Igbinoghene 96 yd kickoff return (A. Carlson kick)
4th	AU	J. Whitlow 15 yd run (A. Carlson kick), 8-72 3:51
	AU	A. Carlson 43 yd field goal, 4-(-10) 2:36

TEAM STATISTICS

	ARKANSAS	AUBURN
FIRST DOWNS	13	13
RUSHES-YARDS (NET)	38-149	36-91
PASSING YDS (NET)	141	134
Passes Att-Comp-Int	32-13-1	22-15-0
TOTAL OFFENSE PLAYS-YARDS	70-290	58-225
Fumble Returns-Yards	0-0	1-40
Punt Returns-Yards	1-13	3-95
Kickoff Returns-Yards	1-20	1-96
Interception Returns-Yards	0-0	1-57
Punts (Number-Avg)	9-33.8	5-47.2
Fumbles-Lost	2-1	0-0
Penalties-Yards	8-57	7-40
Possession Time	32:29	27:31
Third-Down Conversions	3 of 17	4 of 13
Fourth-Down Conversions	1 of 2	0 of 1
Red-Zone Scores-Chances	1-2	5-6
Sacks By: Number-Yards	4-21	2-19



RB RAKEEM BOYD paced the Razorbacks on the ground and through the air, leading the team in rushing (8 att, 66 yds) and receiving (2 rec, 39 yds) in the loss at Auburn.

September 22, 2018 | Auburn, Ala.
Jordan-Hare Stadium | Time: 6:30 p.m. | Attendance: 84,188
TV: SEC Network › Tom Hart (PBP), Jordan Rodgers (Analyst) & Cole Cubelic (Sideline)

ARKANSAS

RUSHING	Att.	Gain	Lost	Net	TD	Long	Avg.
Rakeem Boyd	8	69	3	66	0	45	8.2
Ty Storey	12	63	19	44	0	17	3.7
Devwah Whaley	8	30	4	26	0	16	3.2
Chase Hayden	6	16	5	11	0	8	1.8
Cole Kelley	2	2	0	2	0	2	1.0
Maleek Williams	2	2	2	0	0	2	0.0

PASSING	Comp.	Att.	Yds	TD	Int	Long	Sack
Ty Storey	13	31	141	0	33	1	2
TEAM	0	1	0	0	0	0	0

RECEIVING	No.	Yds	TD	Long
Rakeem Boyd	2	39	0	33
Jordan Jones	2	15	0	15
Jared Cornelius	2	15	0	11
Devwah Whaley	2	9	0	7
Deon Stewart	1	32	0	32
Mike Woods	1	13	0	13
Chase Hayden	1	6	0	6
Jeremy Patton	1	6	0	6
Austin Cantrell	1	6	0	6

PUNTING	No.	Yds	Avg.	Long	I20	TB
Reid Bauer	8	296	37.0	42	0	0
TEAM	1	8	8.0	8	0	0

FIELD GOALS	Made	Att.	Long	Kicks
Connor Limpert	1	2	29	x40, 29

AUBURN

RUSHING	Att.	Gain	Lost	Net	TD	Long	Avg.
JaTarvious Whitlow	13	54	5	49	2	15	3.8
Kam Martin	8	39	0	39	0	12	4.9
Anthony Schwartz	2	9	0	9	0	5	4.5
Shaun Shivers	2	1	0	1	0	1	0.5
TEAM	1	0	2	-2	0	0	-2.0
Jarrett Stidham	10	16	21	-5	1	4	-0.5

PASSING	Comp.	Att.	Yds	TD	Int	Long	Sack
Jarrett Stidham	15	22	134	0	0	42	4

RECEIVING	No.	Yds	TD	Long
Ryan Davis	6	40	0	13
Anthony Schwartz	3	59	0	42
Darius Slayton	2	23	0	15
Kam Martin	2	0	0	3
Seth Williams	1	10	0	10
Sal Cannella	1	2	0	2

PUNTING	No.	Yds	Avg.	Long	I20	TB
Arryn Siposs	5	236	47.2	60	2	0

FIELD GOALS	Made	Att.	Long	Kicks
Anders Carlson	2	4	43	x54, 18, x50, 43

GAME 5: VS. TEXAS A&M

Arkansas (1-4, 0-2) 17
Texas A&M (3-2, 1-1) 24

September 29, 2018 | Arlington, Texas
AT&T Stadium | Time: 11 a.m. | Attendance: 55,383
TV: ESPN > Bob Wischusen (PBP), Brock Huard (Analyst) & Allison Williams (Sideline)

SCORING SUMMARY

	1st	2nd	3rd	4th	Final
Arkansas	0	7	3	7	17
Texas A&M	14	3	0	7	24

QTR.	TEAM	SCORING PLAY
1st	TAMU	J. Corbin 100 yd kickoff return (S. Small kick)
	TAMU	T. Williams 1 yd run (S. Small kick), 9-79 4:50
2nd	TAMU	S. Small 30 yd field goal, 7-48 2:36
	AR	C. Kelley 1 yd run (C. Limpert kick), 7-75 3:01
3rd	AR	C. Limpert 47 yd field goal, 9-46 3:44
4th	TAMU	T. Williams 4 yd run (S. Small kick), 7-61 3:31
	AR	M. Woods 29 yd pass from T. Storey (C. Limpert kick), 6-75 1:47

TEAM STATISTICS

	ARKANSAS	TEXAS A&M
FIRST DOWNS	11	24
RUSHES-YARDS (NET)	26-55	46-176
PASSING YDS (NET)	193	201
Passes Att-Comp-Int	27-14-1	26-17-2
TOTAL OFFENSE PLAYS-YARDS	53-248	72-377
Fumble Returns-Yards	0-0	0-0
Punt Returns-Yards	0-0	3--2
Kickoff Returns-Yards	1-11	2-110
Interception Returns-Yards	2-5	1-0
Punts (Number-Avg)	8-43.2	4-48.8
Fumbles-Lost	1-0	0-0
Penalties-Yards	6-61	7-44
Possession Time	23:04	36:56
Third-Down Conversions	3 of 12	2 of 10
Fourth-Down Conversions	0 of 0	1 of 1
Red-Zone Scores-Chances	1-1	3-5
Sacks By: Number-Yards	3-18	5-2



LB DE'JON HARRIS made a career-high 16 tackles against the Aggies, including 12 solo stops, two TFLs and one sack. Harris was one of three Hogs to record at least 10 tackles in the game.

ARKANSAS

RUSHING	Att.	Gain	Lost	Net	TD	Long	Avg.
Rakeem Boyd	10	49	2	47	0	25	4.7
TJ Hammonds	3	9	3	6	0	5	2.0
Ty Storey	10	26	25	1	0	11	0.1
Chase Hayden	1	1	0	1	0	1	1.0
Cole Kelley	1	1	0	1	1	1	1.0
TEAM	1	0	1	-1	0	0	-1.0

PASSING	Comp.	Att.	Yds	TD	Int	Long	Sack
Ty Storey	14	26	193	1	1	36	5
Cole Kelley	0	1	0	0	0	0	0

RECEIVING	No.	Yds	TD	Long
Rakeem Boyd	4	33	0	11
Cheyenne O'Grady	3	77	0	36
Mike Woods	2	50	1	29
Jordan Jones	2	6	0	8
Jared Cornelius	1	11	0	11
LaMichael Pettway	1	10	0	10
Deon Stewart	1	6	0	6

PUNTING	No.	Yds	Avg.	Long	I20	TB
Reid Bauer	8	346	43.2	50	1	0

FIELD GOALS	Made	Att.	Long	Kicks
Connor Limpert	1	1	47	47

TEXAS A&M

RUSHING	Att.	Gain	Lost	Net	TD	Long	Avg.
Trayveon Williams	29	153	1	152	2	16	5.2
Kellen Mond	11	32	18	14	0	12	1.3
Jashaun Corbin	4	12	0	12	0	6	3.0
TEAM	2	0	2	-2	0	0	-1.0

PASSING	Comp.	Att.	Yds	TD	Int	Long	Sack
Kellen Mond	17	26	201	0	2	26	3

RECEIVING	No.	Yds	TD	Long
Camron Buckley	5	72	0	23
Jace Sternberger	4	51	0	26
Hezekiah Jones	4	33	0	10
Roshauud Paul	1	19	0	19
Trayveon Williams	1	13	0	13
Quartney Davis	1	8	0	8
Jhamon Ausbon	1	5	0	5

PUNTING	No.	Yds	Avg.	Long	I20	TB
Braden Mann	4	195	48.8	65	2	1

FIELD GOALS	Made	Att.	Long	Kicks
Seth Small	1	3	30	30, x36, x33

GAME 6: ALABAMA

Alabama (6-0, 3-0) 65
Arkansas (1-5, 0-3) 31

SCORING SUMMARY

	1st	2nd	3rd	4th	Final
Alabama	21	20	7	17	65
Arkansas	7	7	3	14	31

QTR.	TEAM	SCORING PLAY
1st	UA	I. Smith Jr. 76 yd pass from T. Tagovailoa (J. Bulovas kick), 1-76 0:21
	UA	H. Ruggs III 12 yd pass from T. Tagovailoa (J. Bulovas kick), 2-55 0:50
	UA	J. Jacobs 1 yd run (J. Bulovas kick), 8-76 2:51
	AR	C. O'Grady 8 yd pass from T. Storey (C. Limpert kick), 11-75 5:14
2nd	UA	J. Jeudy 42 yd pass from T. Tagovailoa (J. Bulovas kick), 5-99 1:55
	AR	C. O'Grady 3 yd pass from C. Kelley (C. Limpert kick), 7-75 4:03
	UA	D. Harris 2 yd run (J. Bulovas kick failed), 8-74 3:20
	UA	J. Jeudy 60 yd pass from T. Tagovailoa (J. Bulovas kick), 1-60 0:12
3rd	UA	D. Harris 1 yd run (J. Bulovas kick), 7-44 3:14
	AR	C. Limpert 41 yd field goal, 11-52 5:21
4th	UA	J. Bulovas 27 yd field goal, 10-58 4:49
	UA	S. Carter 44 yd interception return (J. Bulovas kick)
	AR	D. Warren 17 yd pass from T. Storey (C. Limpert kick), 7-75 3:17
	UA	B. Robinson Jr. 5 yd run (J. Bulovas kick), 11-72 6:59
	AR	C. Kelley 1 yd run (C. Limpert kick), 5-22 1:46

TEAM STATISTICS

	ALABAMA	ARKANSAS
FIRST DOWNS	24	22
RUSHES-YARDS (NET)	41-246	31-172
PASSING YDS (NET)	393	233
Passes Att-Comp-Int	18-14-0	40-26-1
TOTAL OFFENSE PLAYS-YARDS	59-639	71-405
Fumble Returns-Yards	0-0	0-0
Punt Returns-Yards	0-0	0-0
Kickoff Returns-Yards	6-67	1-78
Interception Returns-Yards	1-44	0-0
Punts (Number-Avg)	0-0.0	3-37.7
Fumbles-Lost	1-0	3-2
Penalties-Yards	5-31	2-20
Possession Time	27:04	32:56
Third-Down Conversions	3 of 6	6 of 12
Fourth-Down Conversions	1 of 2	0 of 1
Red-Zone Scores-Chances	5-5	5-6
Sacks By: Number-Yards	1-4	0-0



RB RAKEEM BOYD became the first Arkansas running back to rush for over 100 yards against Alabama since Darren McFadden in 2007.

October 6, 2018 | Fayetteville, Ark.
Donald W. Reynolds Razorback Stadium | Time: 11 a.m. | Attendance: 64,974
TV: ESPN > Dave Pasch (PBP), Greg McElroy (Analyst) & Tom Luginbill (Sideline)

ALABAMA

RUSHING	Att.	Gain	Lost	Net	TD	Long	Avg.
Damien Harris	15	111	0	111	2	19	7.4
Najee Harris	7	63	0	63	0	23	9.0
Jalen Hurts	4	35	0	35	0	27	8.8
Brian Robinson Jr.	6	24	1	23	1	7	3.8
Josh Jacobs	5	12	2	10	1	9	2.0
Tua Tagovailoa	3	7	0	7	0	3	2.3
TEAM	1	0	3	-3	0	0	-3.0

PASSING	Comp.	Att.	Yds	TD	Int	Long	Sack
Tua Tagovailoa	10	13	334	4	0	76	0
Jalen Hurts	4	5	59	0	0	26	0

RECEIVING	No.	Yds	TD	Long
Jerry Jeudy	4	135	2	60
Jaylen Waddle	4	49	0	17
Irv Smith Jr.	2	123	1	76
DeVonta Smith	2	40	0	26
Henry Ruggs III	1	33	1	21
Damien Harris	1	13	0	13

PUNTING	No.	Yds	Avg.	Long	I20	TB
–						

FIELD GOALS	Made	Att.	Long	Kicks
Joseph Bulovas	1	1	27	27

ARKANSAS

RUSHING	Att.	Gain	Lost	Net	TD	Long	Avg.
Rakeem Boyd	15	106	4	102	0	32	6.8
Ty Storey	9	42	6	36	0	11	4.0
Chase Hayden	2	18	0	18	0	17	9.0
Jordan Jones	1	9	0	9	0	9	9.0
Cole Kelley	3	6	0	6	1	3	2.0
Maleek Williams	1	1	0	1	0	1	1.0

PASSING	Comp.	Att.	Yds	TD	Int	Long	Sack
Ty Storey	25	39	230	2	1	37	1
Cole Kelley	1	1	3	1	0	3	0

RECEIVING	No.	Yds	TD	Long
Cheyenne O'Grady	7	48	2	16
Rakeem Boyd	5	24	0	21
LaMichael Pettway	3	17	0	9
Deon Stewart	2	53	0	37
Chase Hayden	2	26	0	20
Austin Cantrell	2	21	0	13
Mike Woods	2	6	0	4
De'Vion Warren	1	17	1	17
Tyson Morris	1	11	0	11
Grayson Gunter	1	10	0	10

PUNTING	No.	Yds	Avg.	Long	I20	TB	
Matthew Phillips	1	47	47.0	47	0	0	0
Reid Bauer	2	66	33.0	35	0	0	0

FIELD GOALS	Made	Att.	Long	Kicks
Connor Limpert	1	1	41	41

GAME 7: VS. OLE MISS

Ole Miss (5-2, 1-2)..... 37
Arkansas (1-6, 0-4)..... 33

SCORING SUMMARY

	1st	2nd	3rd	4th	Final
Ole Miss	3	14	7	13	37
Arkansas	17	10	6	0	33

QTR.	TEAM	SCORING PLAY
1st	OM	L. Logan 36 yd field goal, 6-56 2:11
	AR	C. Limpert 43 yd field goal, 11-50 5:08
	AR	C. O'Grady 39 yd pass from T. Storey (C. Limpert kick), 7-78 3:01
	AR	R. Boyd 69 yd run (C. Limpert kick), 3-80 1:04
2nd	OM	J. Ta'amu 18 yd run (L. Logan kick), 9-75 3:08
	AR	L. Pettway 39 yd pass from C. Kelley (C. Limpert kick), 5-75 1:33
	AR	C. Limpert 38 yd field goal, 9-52 4:27
	OM	D. Lodge 6 yd pass from J. Ta'amu (L. Logan kick), 10-77 2:03
3rd	AR	C. Limpert 38 yd field goal, 10-55 5:32
	OM	O. Cooley 66 yd pass from J. Ta'amu (L. Logan kick), 5-79 1:59
	AR	C. Limpert 36 yd field goal, 11-57 4:56
4th	OM	I. Woullard 2 yd run (L. Logan kick), 10-84 2:54
	OM	S. Phillips 5 yd run (J. Ta'amu pass failed), 7-97 1:20

TEAM STATISTICS

	OLE MISS	ARKANSAS
FIRST DOWNS	32	27
RUSHES-YARDS (NET)	38-224	48-300
PASSING YDS (NET)	387	177
Passes Att-Comp-Int	26-35-1	15-22-1
TOTAL OFFENSE PLAYS-YARDS	73-611	70-476
Fumble Returns-Yards	0-0	0-0
Punt Returns-Yards	0-0	3--2
Kickoff Returns-Yards	3-62	3-35
Interception Returns-Yards	1-0	1-0
Punts (Number-Avg)	1-35.0	2-47.5
Fumbles-Lost	1-0	0-0
Penalties-Yards	4-50	5-65
Possession Time	24:42	35:18
Third-Down Conversions	6 of 10	2 of 9
Fourth-Down Conversions	0 of 0	1 of 1
Red-Zone Scores-Chances	5-6	3-3
Sacks By: Number-Yards	1-4	2-8



RB RAKEEM BOYD posted his second straight 100-yard rushing performance with 109 yards against Ole Miss. He broke the 100-yard threshold with 31 seconds remaining in the first quarter in Little Rock.

October 13, 2018 | Little Rock, Ark.
War Memorial Stadium | Time: 6:39 p.m. | Attendance: 51,438
TV: SECN > Tom Hart (PBP), Jordan Rodgers (Analyst) & Cole Cubelic (Sideline)

OLE MISS

RUSHING	Att.	Gain	Lost	Net	TD	Long	Avg.
Jordan Ta'amu	17	154	13	141	1	27	8.3
Scottie Phillips	18	90	4	86	1	16	4.8
Isaiah Woullard	2	2	3	-1	1	2	-0.5
TEAM	1	0	2	-2	0	0	-2.0

PASSING	Comp.	Att.	Yds	TD	Int	Long	Sack
Jordan Ta'amu	26	35	387	2	1	66	2

RECEIVING	No.	Yds	TD	Long
DaMarkus Lodge	10	80	1	12
A.J. Brown	6	64	0	20
Braylon Sanders	3	35	0	18
Octavious Cooley	2	85	1	66
Dawson Knox	2	65	0	48
D.K. Metcalf	1	49	0	49
Isaiah Woullard	1	11	0	11
Scottie Phillips	1	-2	0	0

PUNTING	No.	Yds	Avg.	Long	I20	TB
Mac Brown	1	35	35.0	35	0	0

FIELD GOALS	Made	Att.	Long	Kicks
Luke Logan	1	3	36	36, x45, x28

ARKANSAS

RUSHING	Att.	Gain	Lost	Net	TD	Long	Avg.
Rakeem Boyd	7	109	0	109	1	69	15.6
Ty Storey	9	73	3	70	0	23	7.8
Devwah Whaley	12	73	6	67	0	16	5.6
Chase Hayden	12	38	8	30	0	17	2.5
Cole Kelley	7	29	4	25	0	11	3.6
TEAM	1	0	1	-1	0	0	-1.0

PASSING	Comp.	Att.	Yds	TD	Int	Long	Sack
Ty Storey	12	16	122	1	0	39	0
Cole Kelley	2	5	60	1	1	39	1
Jared Cornelius	1	1	-5	0	0	0	0

RECEIVING	No.	Yds	TD	Long
LaMichael Pettway	3	77	1	39
Cheyenne O'Grady	3	41	1	39
Rakeem Boyd	2	36	0	38
Mike Woods	2	14	0	9
Devwah Whaley	2	9	0	5
Deon Stewart	2	5	0	5
Ty Storey	1	-5	0	0

PUNTING	No.	Yds	Avg.	Long	I20	TB
Reid Bauer	2	95	47.5	64	2	0

FIELD GOALS	Made	Att.	Long	Kicks
Connor Limpert	4	4	43	43, 38, 38, 36

GAME 8: TULSA

Tulsa (1-6, 0-3) 0
Arkansas (2-6, 0-4) 23

SCORING SUMMARY

	1st	2nd	3rd	4th	Final
Tulsa	0	0	0	0	0
Arkansas	0	10	10	3	23

QTR.	TEAM	SCORING PLAY
2nd	AR	C. Limpert 33 yd field goal, 9-60 4:20
	AR	G. Gunter 7 yd pass from C. Noland (C. Limpert kick), 8-49 3:29
3rd	AR	C. Limpert 35 yd field goal, 7-10 2:56
	AR	M. Williams 4 yd run (C. Limpert kick), 3-40 1:23
4th	AR	C. Limpert 24 yd field goal, 16-74 8:19

TEAM STATISTICS

	TULSA	ARKANSAS
FIRST DOWNS	15	20
RUSHES-YARDS (NET)	40-133	53-196
PASSING YDS (NET)	127	131
Passes Att-Comp-Int	25-8-1	19-11-1
TOTAL OFFENSE PLAYS-YARDS	65-260	72-327
Fumble Returns-Yards	0-0	0-0
Punt Returns-Yards	0-0	2-29
Kickoff Returns-Yards	3-21	0-0
Interception Returns-Yards	1-18	1-0
Punts (Number-Avg)	6-40.8	4-34.8
Fumbles-Lost	2-1	3-1
Penalties-Yards	4-43	3-40
Possession Time	24:34	35:26
Third-Down Conversions	4 of 15	6 of 15
Fourth-Down Conversions	0 of 2	0 of 0
Red-Zone Scores-Chances	0-2	5-5
Sacks By: Number-Yards	0-0	6-35



QB CONNOR NOLAND became the first Arkansas true freshman since 2012 to start at QB for the Razorbacks, going 10-for-16 for 124 yards and a touchdown pass in the victory.

October 20, 2018 | Fayetteville, Ark.
Donald W. Reynolds Razorback Stadium | Time: 11 a.m. | Attendance: 56,691
TV: ESPN > Taylor Zarzour (PBP), Matt Stinchcomb (Analyst) & Kris Budden (Sideline)

TULSA

RUSHING	Att.	Gain	Lost	Net	TD	Long	Avg.
Shamari Brooks	20	92	1	91	0	13	4.6
Corey Taylor II	7	54	0	54	0	19	7.7
Seth Boomer	12	29	35	-6	0	12	-0.5
TEAM	1	0	6	-6	0	0	-6.0

PASSING	Comp.	Att.	Yds	TD	Int	Long	Sack
Seth Boomer	8	25	127	0	1	65	6

RECEIVING	No.	Yds	TD	Long
Keylon Stokes	3	74	0	65
Justin Hobbs	2	12	0	10
Corey Taylor II	1	32	0	32
Jarion Anderson	1	5	0	5
Keenen Johnson	1	4	0	4

PUNTING	No.	Yds	Avg.	Long	I20	TB
Thomas Bennett	6	245	40.8	47	1	1

FIELD GOALS	Made	Att.	Long	Kicks
Nate Walker	0	2	–	x28, x42

ARKANSAS

RUSHING	Att.	Gain	Lost	Net	TD	Long	Avg.
Rakeem Boyd	22	109	10	99	0	17	4.5
Chase Hayden	9	43	0	43	0	10	4.8
Cole Kelley	5	31	4	27	0	20	5.4
Maleek Williams	9	23	0	23	1	5	2.6
Connor Noland	5	20	0	20	0	10	4.0
TEAM	3	0	16	-16	0	0	-5.3

PASSING	Comp.	Att.	Yds	TD	Int	Long	Sack
Connor Noland	10	16	124	1	1	30	0
Cole Kelley	1	3	7	0	0	7	0

RECEIVING	No.	Yds	TD	Long
Rakeem Boyd	3	14	0	6
Cheyenne O'Grady	2	35	0	20
Jordan Jones	2	15	0	10
LaMichael Pettway	1	30	0	30
Austin Cantrell	1	23	0	23
Chase Hayden	1	7	0	7
Grayson Gunter	1	7	1	7

PUNTING	No.	Yds	Avg.	Long	I20	TB
Reid Bauer	4	139	34.8	41	4	0

FIELD GOALS	Made	Att.	Long	Kicks
Connor Limpert	3	3	35	33, 35, 24

GAME 9: VANDERBILT

Vanderbilt (4-5, 1-4) 45
Arkansas (2-7, 0-5) 31

SCORING SUMMARY

	1st	2nd	3rd	4th	Final
Vanderbilt	7	14	3	21	45
Arkansas	7	7	3	14	31

QTR.	TEAM	SCORING PLAY
1st	AR	R. Boyd 5 yd run (C. Limpert kick), 9-75 3:05
	VANDY	K. Vaughn 63 yd run (R. Guay kick), 7-89 3:53
2nd	VANDY	J. Pinkney 1 yd pass from K. Shurmur (R. Guay kick), 6-42 2:39
	AR	C. Hayden 38 yd run (C. Limpert kick), 8-92 3:45
	VANDY	J. Pinkney 40 yd pass from K. Shurmur (R. Guay kick), 3-65 1:31
3rd	AR	C. Limpert 55 yd field goal, 9-35 3:40
	VANDY	R. Guay 36 yd field goal, 14-57 7:24
4th	VANDY	K. Vaughn 11 yd run (R. Guay kick), 7-76 3:41
	AR	T. Morris 11 yd pass from T. Storey (C. Limpert kick), 6-75 2:06
	VANDY	K. Vaughn 3 yd run (R. Guay kick), 9-75 4:45
	VANDY	K. Blasingame 5 yd run (R. Guay kick), 7-29 2:34
	AR	C. O'Grady 12 yd pass from T. Storey (C. Limpert kick), 7-75 1:06

TEAM STATISTICS

	VANDERBILT	ARKANSAS
FIRST DOWNS	25	21
RUSHES-YARDS (NET)	49-250	29-207
PASSING YDS (NET)	192	240
Passes Att-Comp-Int	19-13-0	36-23-2
TOTAL OFFENSE PLAYS-YARDS	68-442	65-447
Fumble Returns-Yards	0-0	0-0
Punt Returns-Yards	2-15	1-0
Kickoff Returns-Yards	2-27	2-34
Interception Returns-Yards	2-8	0-0
Punts (Number-Avg)	4-46.2	4-43.5
Fumbles-Lost	0-0	0-0
Penalties-Yards	7-60	6-46
Possession Time	35:32	24:28
Third-Down Conversions	5 of 10	6 of 12
Fourth-Down Conversions	0 of 0	0 of 0
Red-Zone Scores-Chances	5-5	3-3
Sacks By: Number-Yards	2-8	3-24



RB RAKEEM BOYD ran for a career-high 113 yards on 19 carries for his third 100-yard effort in the last four games, scoring his second TD of the season.

October 27, 2018 | Fayetteville, Ark.
Donald W. Reynolds Razorback Stadium | Time: 11 a.m. | Attendance: 56,251
TV: SECN > Dave Neal (PBP), DJ Shockley (Analyst) & Dawn Davenport (Sideline)

VANDERBILT

RUSHING	Att.	Gain	Lost	Net	TD	Long	Avg.
Ke'Shawn Vaughn	26	184	12	172	3	63	6.6
Khari Blasingame	10	46	0	46	1	10	4.6
Ja'Veon Marlow	2	22	0	22	0	18	11.0
Jamauri Wakefield	3	23	1	22	0	20	7.3
Mo Hasan	2	11	0	11	0	6	5.5
Kalija Lipscomb	1	1	0	1	0	1	1.0
TEAM	1	0	2	-2	0	0	-2.0
Kyle Shurmur	4	2	24	-22	0	2	-5.5

PASSING	Comp.	Att.	Yds	TD	Int	Long	Sack
Kyle Shurmur	13	19	192	2	0	40	3

RECEIVING	No.	Yds	TD	Long
Jared Pinkney	5	93	2	40
Kalija Lipscomb	4	44	0	17
Khari Blasingame	2	42	0	23
C.J. Bolar	1	8	0	8
Chris Pierce	1	5	0	5

PUNTING	No.	Yds	Avg.	Long	I20	TB
Parker Thome	4	185	46.2	60	2	0

FIELD GOALS	Made	Att.	Long	Kicks
Ryley Guay	1	1	36	36

ARKANSAS

RUSHING	Att.	Gain	Lost	Net	TD	Long	Avg.
Rakeem Boyd	19	117	4	113	1	27	5.9
Chase Hayden	5	70	0	70	1	38	14.0
Ty Storey	5	32	8	24	0	16	4.8

PASSING	Comp.	Att.	Yds	TD	Int	Long	Sack
Ty Storey	23	36	240	2	2	40	2

RECEIVING	No.	Yds	TD	Long
Cheyenne O'Grady	6	83	1	25
Chase Hayden	5	17	0	7
Mike Woods	3	33	0	28
Tyson Morris	3	19	1	11
LaMichael Pettway	2	51	0	40
Deon Stewart	2	23	0	17
Jordan Jones	1	8	0	8
Austin Cantrell	1	6	0	6

PUNTING	No.	Yds	Avg.	Long	I20	TB
Matthew Phillips	1	47	47.0	47	0	0
Reid Bauer	3	127	42.3	47	0	0

FIELD GOALS	Made	Att.	Long	Kicks
Connor Limpert	1	2	55	x60, 55

GAME 10: LSU

LSU (8-2, 5-2)	24
Arkansas (2-8, 0-6)	17

SCORING SUMMARY

	1st	2nd	3rd	4th	Final
LSU	7	7	10	0	24
Arkansas	0	3	0	14	17

QTR.	TEAM	SCORING PLAY
1st	LSU	J. Jefferson 40 yd pass from J. Burrow (C. Tracy kick), 1-40 0:09
2nd	LSU	N. Brossette 12 yd run (C. Tracy kick), 14-77 7:24
	AR	C. Limpert 24 yd field goal, 4-27 0:21
3rd	LSU	C. Edwards-Helaire 13 yd run (C. Tracy kick), 4-59 2:07
	LSU	C. Tracy 40 yd field goal, 5-30 2:56
4th	AR	C. O'Grady 11 yd pass from T. Storey (C. Limpert kick), 8-76 2:16
	AR	C. O'Grady 32 yd pass from T. Storey (C. Limpert kick), 6-75 1:33

TEAM STATISTICS

	LSU	ARKANSAS
FIRST DOWNS	20	14
RUSHES-YARDS (NET)	48-164	19-16
PASSING YDS (NET)	195	200
Passes Att-Comp-Int	21-15-0	39-19-1
TOTAL OFFENSE PLAYS-YARDS	69-359	58-216
Fumble Returns-Yards	0-0	1-24
Punt Returns-Yards	1--7	2-0
Kickoff Returns-Yards	1-25	0-0
Interception Returns-Yards	1-0	0-0
Punts (Number-Avg)	7-40.3	8-39.1
Fumbles-Lost	3-1	1-1
Penalties-Yards	7-69	6-60
Possession Time	35:47	24:13
Third-Down Conversions	5 of 14	2 of 12
Fourth-Down Conversions	0 of 1	1 of 2
Red-Zone Scores-Chances	2-3	2-2
Sacks By: Number-Yards	4-31	3-21



LB DE'JON HARRIS posted his second straight double-digit tackle performance and seventh of the season against LSU.

Nov. 10, 2018 | Fayetteville, Ark.
Donald W. Reynolds Razorback Stadium | Time: 6:30 p.m. | Attendance: 64,135
TV: SECN > Tom Hart (PBP), Jordan Rodgers (Analyst) & Cole Cubelic (Sideline)

LSU

RUSHING	Att.	Gain	Lost	Net	TD	Long	Avg.
Nick Brossette	23	94	4	90	1	16	3.9
Clyde Edwards-Helaire	17	57	1	56	1	13	3.3
Joe Burrow	7	36	21	15	0	16	2.1
Justin Jefferson	1	3	0	3	0	3	3.0

PASSING	Comp.	Att.	Yds	TD	Int	Long	Sack
Joe Burrow	15	21	195	1	0	40	3

RECEIVING	No.	Yds	TD	Long
Justin Jefferson	6	117	1	40
Derrick Dillon	2	25	0	14
Ja'Marr Chase	2	19	0	13
Clyde Edwards-Helaire	2	5	0	9
Dee Anderson	1	26	0	26
Tory Carter	1	6	0	6
Nick Brossette	1	-3	0	0

PUNTING	No.	Yds	Avg.	Long	I20	TB
Zach Von Rosenberg	5	216	43.2	48	0	0
Josh Growden	2	66	33.0	35	2	0

FIELD GOALS	Made	Att.	Long	Kicks
Cole Tracy	1	1	40	40

ARKANSAS

RUSHING	Att.	Gain	Lost	Net	TD	Long	Avg.
Rakeem Boyd	10	37	7	30	0	11	3.0
Ty Storey	8	18	25	-7	0	7	-0.9
Deon Stewart	1	0	7	-7	0	0	-7.0

PASSING	Comp.	Att.	Yds	TD	Int	Long	Sack
Ty Storey	19	38	200	2	1	32	3
Cole Kelley	0	1	0	0	0	0	0

RECEIVING	No.	Yds	TD	Long
Cheyenne O'Grady	6	75	2	32
Rakeem Boyd	4	3	0	3
Jared Cornelius	2	46	0	27
LaMichael Pettway	2	33	0	31
Deon Stewart	2	11	0	9
Grayson Gunter	1	23	0	23
Mike Woods	1	14	0	14
Jordan Jones	1	-5	0	0

PUNTING	No.	Yds	Avg.	Long	I20	TB
Matthew Phillips	1	24	24.0	24	0	0
Reid Bauer	7	289	41.3	46	2	0

FIELD GOALS	Made	Att.	Long	Kicks
Connor Limpert	1	1	24	24

GAME 11: AT MISSISSIPPI STATE

Arkansas (2-9, 0-7)	6
Mississippi State (7-4, 3-4)	52

November 17, 2018 | Starkville, Miss.
Davis Wade Stadium | Time: 11 a.m. | Attendance: 57,772
TV: ESPN > Adam Amin (PBP), Rod Gilmore (Analyst) & Quint Kessenich (Sideline)

SCORING SUMMARY

	1st	2nd	3rd	4th	Final
Arkansas	0	3	3	0	6
Mississippi State	3	14	21	14	52

QTR.	TEAM	SCORING PLAY
1st	MS	J. Christmann 19 yd field goal, 14-81 6:33
2nd	MS	N. Fitzgerald 2 yd run (J. Christmann kick), 11-53 4:53
	MS	N. Gibson 8 yd run (J. Christmann kick), 8-72 4:11
	AR	C. Limpert 36 yd field goal, 13-52 2:48
3rd	AR	C. Limpert 32 yd field goal, 7-60 3:35
	MS	J. Johnson 34 yd pass from N. Fitzgerald (J. Christmann kick), 6-75 2:37
	MS	K. Mixon 4 yd pass from N. Fitzgerald (J. Christmann kick), 1-4 0:04
	MS	O. Mitchell 15 yd pass from N. Fitzgerald (J. Lawless kick), 3-58 1:17
4th	MS	A. Williams 19 yd pass from N. Fitzgerald (J. Lawless kick), 6-50 3:02
	MS	A. Williams 33 yd pass from K. Thompson (J. Lawless kick), 8-72 4:01

TEAM STATISTICS

	ARKANSAS	MISSISSIPPI STATE
FIRST DOWNS	17	29
RUSHES-YARDS (NET)	35-69	47-287
PASSING YDS (NET)	150	188
Passes Att-Comp-Int	34-19-1	18-12-0
TOTAL OFFENSE PLAYS-YARDS	69-219	65-475
Fumble Returns-Yards	0-0	1-6
Punt Returns-Yards	0-0	1-0
Kickoff Returns-Yards	2-95	1-15
Interception Returns-Yards	0-0	1-7
Punts (Number-Avg)	3-37.3	1-40.0
Fumbles-Lost	3-2	2-1
Penalties-Yards	9-85	7-60
Possession Time	27:39	32:21
Third-Down Conversions	5 of 17	7 of 10
Fourth-Down Conversions	1 of 4	1 of 1
Red-Zone Scores-Chances	2-4	6-6
Sacks By: Number-Yards	0-0	5-48



FS SANTOS RAMIREZ posted his second consecutive double-digit tackle performance behind 11 against Mississippi State. It was his fifth game of the season with 10 or more tackles.

ARKANSAS

RUSHING	Att.	Gain	Lost	Net	TD	Long	Avg.
Rakeem Boyd	14	89	5	84	0	31	6.0
Devwah Whaley	4	16	0	16	0	6	4.0
Deon Stewart	1	7	0	7	0	7	7.0
Maleek Williams	3	4	2	2	0	2	0.7
Chase Hayden	1	0	1	-1	0	0	-1.0
Connor Noland	5	18	21	-3	0	12	-0.6
Ty Storey	5	8	15	-7	0	4	-1.4
De'Vion Warren	1	0	13	-13	0	0	-13.0
Reid Bauer	1	0	16	-16	0	0	-16.0

PASSING	Comp.	Att.	Yds	TD	Int	Long	Sack
Ty Storey	16	27	137	0	1	47	2
John Stephen Jones	1	3	5	0	0	5	0
Connor Noland	2	3	8	0	8	0	2
De'Vion Warren	0	1	0	0	0	0	1

RECEIVING	No.	Yds	TD	Long
Deon Stewart	6	13	0	8
LaMichael Pettway	4	83	0	47
Mike Woods	3	15	0	7
Cheyenne O'Grady	2	24	0	17
Jordan Jones	2	5	0	5
Rakeem Boyd	1	8	0	8
Devwah Whaley	1	2	0	2

PUNTING	No.	Yds	Avg.	Long	I20	TB
Reid Bauer	3	112	37.3	39	0	0

FIELD GOALS	Made	Att.	Long	Kicks
Connor Limpert	2	3	36	x43, 36, 32

MISSISSIPPI STATE

RUSHING	Att.	Gain	Lost	Net	TD	Long	Avg.
Aeris Williams	15	104	0	104	0	20	6.9
Nick Fitzgerald	14	89	4	85	1	16	6.1
Nick Gibson	9	48	0	48	1	12	5.3
Dontavian Lee	7	38	0	38	0	13	5.4
Keytaon Thompson	2	12	0	12	0	9	6.0

PASSING	Comp.	Att.	Yds	TD	Int	Long	Sack
Nick Fitzgerald	9	14	127	4	0	34	0
Keytaon Thompson	3	4	61	1	0	33	0

RECEIVING	No.	Yds	TD	Long
Justin Johnson	3	59	1	34
Austin Williams	2	52	2	33
Osirus Mitchell	2	21	1	15
Dontea Jones	1	17	0	17
Stephen Guidry	1	15	0	15
Farrod Green	1	11	0	11
Aeris Williams	1	9	0	9
Keith Mixon	1	4	1	46

PUNTING	No.	Yds	Avg.	Long	I20	TB
Tucker Day	1	40	40.0	40	1	0

FIELD GOALS	Made	Att.	Long	Kicks
Chase Christmann	1	1	19	19

GAME 12: AT MISSOURI

Arkansas (2-10, 0-8)..... 0
Missouri (8-4, 4-4)..... 38

SCORING SUMMARY

	1st	2nd	3rd	4th	Final
Arkansas	0	0	0	0	0
Missouri	7	21	10	0	38

QTR.	TEAM	SCORING PLAY
1st	MU	Lock 9 yd run (McCann kick), 11-75 4:06
2nd	MU	Lock 3 yd run (McCann kick), 6-35 2:18
	MU	Byers 0 yd fumble recovery (McCann kick)
	MU	Hall 6 yd pass from Lock (McCann kick), 6-43 1:04
3rd	MU	Hall 67 yd pass from Lock (McCann kick), 9-96 3:31
	MU	McCann 42 yd field goal, 10-37 4:33

TEAM STATISTICS

	ARKANSAS	MISSOURI
FIRST DOWNS	12	17
RUSHES-YARDS (NET)	39-52	42-181
PASSING YDS (NET)	135	227
Passes Att-Comp-Int	25-10-1	27-17-0
TOTAL OFFENSE PLAYS-YARDS	64-187	69-408
Fumble Returns-Yards	0-0	0-0
Punt Returns-Yards	1-3	2-15
Kickoff Returns-Yards	2-38	0-0
Interception Returns-Yards	0-0	1-0
Punts (Number-Avg)	8-38.4	6-38.5
Fumbles-Lost	4-1	1-1
Penalties-Yards	4-18	5-49
Possession Time	31:12	28:48
Third-Down Conversions	3 of 16	8 of 17
Fourth-Down Conversions	1 of 4	1 of 2
Red-Zone Scores-Chances	0-1	4-5
Sacks By: Number-Yards	0-0	5-44



LB DE'JON HARRIS led the Razorbacks with eight tackles in the season finale to finish with an SEC-best 118 tackles in 2018.

Nov. 23, 2018 | Columbia, Mo.
Faurot Field | Time: 1:30 p.m. | Attendance: 52,482
TV: CBS > Carter Blackburn (PBP), Aaron Taylor (Analyst), Rick Neuheisel (Sideline) & John Schriffen (Sideline)

ARKANSAS

RUSHING	Att.	Gain	Lost	Net	TD	Long	Avg.
Devwah Whaley	13	54	0	54	0	26	4.2
Maleek Williams	4	27	0	27	0	14	6.8
De'Vion Warren	1	10	0	10	0	10	10.0
Rakeem Boyd	5	8	3	5	0	5	1.0
John Stephen Jones	2	0	0	0	0	0	0.0
Chase Hayden	1	0	0	0	0	0	0.0
Connor Noland	9	30	33	-3	0	15	-0.3
Ty Storey	4	0	41	-41	0	0	-10.2

PASSING	Comp.	Att.	Yds	TD	Int	Long	Sack
Connor Noland	5	16	98	0	0	43	2
Ty Storey	4	7	24	0	1	11	3
John Stephen Jones	1	2	13	0	0	13	0

RECEIVING	No.	Yds	TD	Long
LaMichael Pettway	3	29	0	15
Devwah Whaley	2	61	0	43
Deon Stewart	2	12	0	11
Cheyenne O'Grady	1	17	0	17
Koilan Jackson	1	13	0	13
Jared Cornelius	1	3	0	3

PUNTING	No.	Yds	Avg.	Long	I20	TB
Reid Bauer	8	307	38.4	53	2	0

FIELD GOALS	Made	Att.	Long	Kicks
–				

MISSOURI

RUSHING	Att.	Gain	Lost	Net	TD	Long	Avg.
Larry Rountree	29	120	1	119	0	18	4.1
Tyler Badie	5	43	1	42	0	32	8.4
Drew Lock	4	17	5	12	2	9	3.0
Dawson Downing	3	8	0	8	0	5	2.7
Simi Bakare	1	0	0	0	0	0	0.0

PASSING	Comp.	Att.	Yds	TD	Int	Long	Sack
Drew Lock	16	25	221	2	0	67	0
Taylor Powell	1	2	6	0	6	0	0

RECEIVING	No.	Yds	TD	Long
Emanuel Hall	6	153	2	67
Johnat Johnson	2	16	0	11
Kendal Blanton	2	15	0	9
Barre Banister	2	12	0	6
Larry Rountree	2	10	0	6
Daniel Parker	1	9	0	9
Domini Gicinto	1	8	0	8
Kam Scott	1	4	0	4

PUNTING	No.	Yds	Avg.	Long	I20	TB
Corey Fatony	6	231	38.5	44	3	0

FIELD GOALS	Made	Att.	Long	Kicks
Tucker McCann	2	2	42	42

2018 TEAM & INDIVIDUAL STATISTICS

2018 SCHEDULE & RESULTS

DATE	OPPONENT	W/L	SCORE	OVERALL	CONF.	TIME	ATTEND
Sept. 1	EASTERN ILLINOIS	W	55-20	1-0-0	0-0-0	3:22	63,342
Sept. 8	at Colorado State	L	27-34	1-1-0	0-0-0	3:37	31,894
Sept. 15	NORTH TEXAS	L	17-44	1-2-0	0-0-0	3:53	62,355
*Sept. 22	at #9 Auburn	L	3-34	1-3-0	0-1-0	3:15	84,188
*!Sept. 29	vs. Texas A&M	L	17-24	1-4-0	0-2-0	3:17	55,383
*Oct. 6	#1 ALABAMA	L	31-65	1-5-0	0-3-0	3:17	64,974
*Oct. 13	vs. Ole Miss	L	33-37	1-6-0	0-4-0	3:30	51,438
Oct. 20	TULSA	W	23-0	2-6-0	0-4-0	3:08	56,691
*Oct. 27	VANDERBILT	L	31-45	2-7-0	0-5-0	3:21	56,251
*Nov. 10	#9 LSU	L	17-24	2-8-0	0-6-0	3:16	64,135
*Nov. 17	at #21 Mississippi State	L	6-52	2-9-0	0-7-0	3:14	57,772
*Nov. 23	at Missouri	L	0-38	2-10-0	0-8-0	3:15	52,482

** SEC Game; ! Game in Arlington, Texas*

TEAM STATISTICS

	ARK	OPP
SCORING	260	417
Points Per Game	21.7	34.8
Points Off Turnovers	47	96
FIRST DOWNS	219	259
Rushing	95	116
Passing	101	119
Penalty	23	24
RUSHING YARDAGE	1,721	2,014
Yards gained rushing	2,118	2,292
Yards lost rushing	397	278
Rushing Attempts	440	480
Average Per Rush	3.9	4.2
Average Per Game	143.4	167.8
TDs Rushing	11	25
PASSING YARDAGE	2,307	2,944
Comp-Att-Int	202-370-18	220-347-5
Average Per Pass	6.2	8.5
Average Per Catch	11.4	13.4
Average Per Game	192.2	245.3
TDs Passing	17	22
TOTAL OFFENSE	4,028	4,958
Total Plays	810	827
Average Per Play	5.0	6.0
Average Per Game	335.7	413.2
KICK RETURNS: #-YARDS	23-530	29-608
PUNT RETURNS: #-YARDS	9-91	18-209
INT RETURNS: #-YARDS	5-5	18-203
KICK RETURN AVERAGE	23.0	21.0
PUNT RETURN AVERAGE	10.1	11.6
INT RETURN AVERAGE	1.0	11.3
FUMBLES-LOST	18-8	21-11
PENALTIES-YARDS	69-622	74-632
Average Per Game	51.8	52.7
PUNTS-YARDS	68-2,549	52-2,278
Average Per Punt	37.5	43.8
Net punt average	34.1	40.1
KICKOFFS-YARDS	59-3,356	81-4,921
Average Per Kick	56.9	60.8
Net kick average	39.4	39.1
TIME OF POSSESSION/GAME	29:52	30:08
3RD-DOWN CONVERSIONS	52/168	59/154
3rd-Down Pct	31%	38%
4TH-DOWN CONVERSIONS	5/14	7/15
4th-Down Pct	36%	47%
SACKS BY-YARDS	26-163	32-226
MISC YARDS	0	30
TOUCHDOWNS SCORED	29	53
FIELD GOALS-ATTEMPTS	19-24	16-26
ON-SIDE KICKS	0-0	0-0
RED-ZONE SCORES	(31-37) 84%	(47-57) 82%
RED-ZONE TOUCHDOWNS	(16-37) 43%	(35-57) 61%
PAT-ATTEMPTS	(29-29) 100%	(49-51) 96%
ATTENDANCE	367,748	226,336
Games/Avg Per Game	6/61,291	4/56,584
Neutral Site Games		2/53,410

SCORE BY QUARTERS	1ST	2ND	3RD	4TH	TOTAL
Arkansas	48	91	55	66	260
Opponents	92	129	83	113	417

INDIVIDUAL STATISTICS

PASSING	GP-GS	EFFIC	CMP-ATT-INT	PCT	YARDS	TD	LONG	AVG/G
Ty Storey	10-9	116.9	143-250-10	57.2	1,584	11	57	158.4
Cole Kelley	9-2	119.0	35-67-5	52.2	455	5	64	50.6
Connor Noland	4-1	99.3	21-42-2	50.0	255	1	43	63.8
John Stephen Jones	3-0	18.9	2-8-1	25.0	18	0	13	6.0
Jared Cornelius	11-7	58.0	1-1-0	100.0	-5	0	0	-0.5
De'Vion Warren	9-0	0.0	0-1-0	0.0	0	0	0	0.0
TEAM	8-0	0.0	0-1-0	0.0	0	0	0	0.0
Daulton Hyatt	1-0	0.0	0-0-0	0.0	0	0	0	0.0
TOTAL	**12**	**112.4**	**202-370-18**	**54.6**	**2,307**	**17**	**64**	**192.2**
Opponents	12	152.7	220-347-5	63.4	2,944	22	76	245.3

RUSHING	GP-GS	ATT	GAIN	LOSS	NET	AVG	TD	LONG	AVG/G
Rakeem Boyd	12-8	123	775	41	734	6.0	2	69	61.2
Devwah Whaley	7-4	82	383	15	368	4.5	2	26	52.6
Chase Hayden	12-0	57	268	17	251	4.4	1	38	20.9
Ty Storey	10-9	67	294	148	146	2.2	1	23	14.6
Maleek Williams	7-0	27	148	4	144	5.3	2	68	20.6
Cole Kelley	9-2	28	93	20	73	2.6	3	20	8.1
TJ Hammonds	4-0	10	31	3	28	2.8	0	10	7.0
John Stephen Jones	3-0	3	15	0	15	5.0	0	15	5.0
Jordan Jones	12-0	1	9	0	9	9.0	0	9	0.8
Connor Noland	4-1	26	85	81	4	0.2	0	15	1.0
Deon Stewart	12-8	2	7	7	0	0.0	0	7	0.0
De'Vion Warren	9-0	2	10	13	-3	-1.5	0	10	-0.3
Daulton Hyatt	1-0	2	0	6	-6	-3.0	0	0	-6.0
Reid Bauer	12-0	1	0	16	-16	-16.0	0	0	-1.3
TEAM	8-0	9	0	26	-26	-2.9	0	0	-3.2
TOTAL	**12**	**440**	**2,118**	**397**	**1,721**	**3.9**	**11**	**69**	**143.4**
Opponents	12	480	2,292	278	2,014	4.2	25	63	167.8

RECEIVING	GP-GS	NO.	YARDS	AVG	TD	LONG	AVG/G
LaMichael Pettway	12-5	30	499	16.6	4	48	41.6
Cheyenne O'Grady	10-5	30	400	13.3	6	39	40.0
Rakeem Boyd	12-8	23	165	7.2	0	38	13.8
Deon Stewart	12-8	22	178	8.1	0	37	14.8
Mike Woods	10-7	18	206	11.4	1	29	20.6
Jordan Jones	12-0	17	191	11.2	1	57	15.9
Chase Hayden	12-0	11	61	5.5	0	20	5.1
Austin Cantrell	12-9	8	119	14.9	1	42	9.9
Jared Cornelius	11-7	8	102	12.8	0	27	9.3
Devwah Whaley	7-4	8	87	10.9	0	43	12.4
Jeremy Patton	5-1	5	45	9.0	0	19	9.0
TJ Hammonds	4-0	4	84	21.0	1	64	21.0
Chase Harrell	10-0	4	60	15.0	0	36	6.0
Grayson Gunter	11-2	4	51	12.8	1	23	4.6
Tyson Morris	11-0	4	30	7.5	1	11	2.7
De'Vion Warren	9-0	3	14	4.7	1	17	1.6
Koilan Jackson	3-0	1	13	13.0	0	13	4.3
Jonathan Nance	4-4	1	-2	-2.0	0	0	-0.5
Ty Storey	10-9	1	-5	-5.0	0	0	-0.5
Cole Kelley	9-2	0	9	0.0	0	0	1.0
TOTAL	**12**	**202**	**2,307**	**11.4**	**17**	**64**	**192.2**
Opponents	12	220	2,944	13.4	22	76	245.3

TOTAL OFFENSE	GP	PLAYS	RUSH	PASS	TOTAL	AVG/G
Ty Storey	10	317	146	1584	1730	173.0
Rakeem Boyd	12	123	734	0	734	61.2
Cole Kelley	9	95	73	455	528	58.7
Devwah Whaley	7	82	368	0	368	52.6
Connor Noland	4	68	4	255	259	64.8
Chase Hayden	12	57	251	0	251	20.9
Maleek Williams	7	27	144	0	144	20.6
John Stephen Jones	3	11	15	18	33	11.0
TJ Hammonds	4	10	28	0	28	7.0
Jordan Jones	12	1	9	0	9	0.8
De'Vion Warren	9	3	-3	0	-3	-0.3
Jared Cornelius	11	1	0	-5	-5	-0.5
Daulton Hyatt	1	2	-6	0	-6	-6.0
Reid Bauer	12	1	-16	0	-16	-1.3
TEAM	8	10	-26	0	-26	-3.2
TOTAL	**12**	**810**	**1,721**	**2,307**	**4,028**	**335.7**
Opponents	12	827	2,014	2,944	4,958	413.2

2018 INDIVIDUAL STATISTICS

PUNT RETURNS	NO.	YARDS	AVG	TD	LONG
Deon Stewart	9	91	10.1	0	45
TOTAL	**9**	**91**	**10.1**	**0**	**45**
Opponents	18	209	11.6	1	90

INTERCEPTIONS	NO.	YARDS	AVG	TD	LONG
Ryan Pulley	3	0	0.0	0	0
Dre Greenlaw	2	5	2.5	0	5
TOTAL	**5**	**5**	**1.0**	**0**	**5**
Opponents	18	203	11.3	2	57

KICK RETURNS	NO.	YARDS	AVG	TD	LONG
De'Vion Warren	14	399	28.5	0	78
Gary Cross	2	39	19.5	0	20
Deon Stewart	2	31	15.5	0	20
Britto Tutt	2	44	22.0	0	26
Tyson Morris	2	19	9.5	0	19
Terrell Collins	1	-2	-2.0	0	0
TOTAL	**23**	**530**	**23.0**	**0**	**78**
Opponents	29	608	21.0	2	100

FUMBLE RETURNS	NO.	YARDS	AVG	TD	LONG
Dre Greenlaw	1	24	24.0	0	24
Briston Guidry	1	1	1.0	1	1
Bumper Pool	1	60	60.0	0	60
TOTAL	**3**	**85**	**28.3**	**1**	**60**
Opponents	2	46	23.0	1	40

			PATS					
SCORING	TD	FGS	KICK	RUSH	RCV	PASS	DXP	SAF	POINTS
Connor Limpert	0	19-24	29-29	0-0	0	0-0	0	0	86
Cheyenne O'Grady	6	0-0	0-0	0-0	0	0-0	0	0	36
LaMichael Pettway	4	0-0	0-0	0-0	0	0-0	0	0	24
Cole Kelley	3	0-0	0-0	0-0	0	0-0	0	0	18
Devwah Whaley	2	0-0	0-0	0-0	0	0-0	0	0	12
Rakeem Boyd	2	0-0	0-0	0-0	0	0-0	0	0	12
Maleek Williams	2	0-0	0-0	0-0	0	0-0	0	0	12
Grayson Gunter	1	0-0	0-0	0-0	0	0-0	0	0	6
Austin Cantrell	1	0-0	0-0	0-0	0	0-0	0	0	6
De'Vion Warren	1	0-0	0-0	0-0	0	0-0	0	0	6
Tyson Morris	1	0-0	0-0	0-0	0	0-0	0	0	6
Ty Storey	1	0-0	0-0	0-0	0	0-0	0	0	6
Chase Hayden	1	0-0	0-0	0-0	0	0-0	0	0	6
Jordan Jones	1	0-0	0-0	0-0	0	0-0	0	0	6
Mike Woods	1	0-0	0-0	0-0	0	0-0	0	0	6
Briston Guidry	1	0-0	0-0	0-0	0	0-0	0	0	6
TJ Hammonds	1	0-0	0-0	0-0	0	0-0	0	0	6
TOTAL	**29**	**19-24**	**29-29**	**0-0**	**0**	**0-0**	**0**	**0**	**260**
Opponents	53	16-26	49-51	0-0	1	1-2	0	0	417

FIELD GOALS	MADE-ATT	PCT	01-19	20-29	30-39	40-49	50-99	LONG	BLKD
Connor Limpert	19-24	79.2	0-0	5-5	9-10	3-6	2-3	55	0

FIELD GOAL SEQUENCE	ARKANSAS	OPPONENTS
Eastern Illinois	(35), (23)	47, 29
Colorado State	(28), (31), 48	(55), (46), (44), (22)
North Texas	(54), 38	(24), (26), (20)
Auburn	40, (29)	54, (18), 50, (43)
Texas A&M	(47)	(30), 36, 33
Alabama	(41)	(27)
Ole Miss	(43), (38), (38), (36)	(36), 45, 28
Tulsa	(33), (35), (24)	28, 42
Vanderbilt	60, (55)	(36)
LSU	(24)	(40)
Mississippi State	43, (36), (32)	(19)
Missouri	-	(42)

Numbers in (parentheses) indicate field goal was made.

PUNTING	NO.	YARDS	AVG	LONG	TB	FC	I20	50+	BLKD
Reid Bauer	56	2,176	38.9	64	1	23	14	4	1
Blake Johnson	7	213	30.4	44	0	2	2	0	0
Matthew Phillips	4	152	38.0	47	0	2	0	0	0
TEAM	1	8	8.0	8	0	0	0	0	0
TOTAL	**68**	**2,549**	**37.5**	**64**	**1**	**27**	**16**	**4**	**1**
Opponents	52	2,278	43.8	70	5	22	21	8	0

KICKOFFS	NO.	YARDS	AVG	TB	OB	RETN	NET	YDLN
Connor Limpert	59	3,356	56.9	17	1			
TOTAL	**59**	**3,356**	**56.9**	**17**	**1**	**21.0**	**39.4**	**25**
Opponents	81	4,921	60.8	49	0	23.0	39.1	25

ALL PURPOSE	GP	RUSH	RCV	PR	KR	IR	TOTAL	AVG/G
Rakeem Boyd	12	734	165	0	0	0	899	74.9
LaMichael Pettway	12	0	499	0	0	0	499	41.6
Devwah Whaley	7	368	87	0	0	0	455	65.0
De'Vion Warren	9	-3	14	0	399	0	410	45.6
Cheyenne O'Grady	10	0	400	0	0	0	400	40.0
Chase Hayden	12	251	61	0	0	0	312	26.0
Deon Stewart	12	0	178	91	31	0	300	25.0
Mike Woods	10	0	206	0	0	0	206	20.6
Jordan Jones	12	9	191	0	0	0	200	16.7
Maleek Williams	7	144	0	0	0	0	144	20.6
Ty Storey	10	146	-5	0	0	0	141	14.1
Austin Cantrell	12	0	119	0	0	0	119	9.9
TJ Hammonds	4	28	84	0	0	0	112	28.0
Jared Cornelius	11	0	102	0	0	0	102	9.3
Cole Kelley	9	73	9	0	0	0	82	9.1
Chase Harrell	10	0	60	0	0	0	60	6.0
Grayson Gunter	11	0	51	0	0	0	51	4.6
Tyson Morris	11	0	30	0	19	0	49	4.5
Jeremy Patton	5	0	45	0	0	0	45	9.0
Britto Tutt	6	0	0	0	44	0	44	7.3
Gary Cross	2	0	0	0	39	0	39	19.5
John Stephen Jones	3	15	0	0	0	0	15	5.0
Koilan Jackson	3	0	13	0	0	0	13	4.3
Dre Greenlaw	9	0	0	0	0	5	5	0.6
Connor Noland	4	4	0	0	0	0	4	1.0
Terrell Collins	10	0	0	0	-2	0	-2	-0.2
Jonathan Nance	4	0	-2	0	0	0	-2	-0.5
Daulton Hyatt	1	-6	0	0	0	0	-6	-6.0
Reid Bauer	12	-16	0	0	0	0	-16	-1.3
TEAM	8	-26	0	0	0	0	-26	-3.2
TOTAL	**12**	**1,721**	**2,307**	**91**	**530**	**5**	**4,654**	**387.8**
Opponents	12	2,014	2,944	209	608	203	6,008	500.7



RAKEEM BOYD led the Razorbacks in rushing and all-purpose yards in his first year on campus in 2018, racking up 734 yards on the ground and 165 through the air for 899 total. He recorded three 100-yard rushing performances last year, all coming against SEC foes.

2018 INDIVIDUAL DEFENSIVE STATISTICS

	DEFENSIVE LEADERS	GP-GS	TACKLES				SACKS	PASS DEFENSE				FUMBLES		BLKD KICK	SAF
			SOLO	AST	TOTAL	TFL-YDS	NO-YDS	INT-YDS	BU	PD	QBH	RCV-YDS	FF		
8	De'Jon Harris	12-12	62	56	118	9.0-23	2.0-11	-	5	5	2	1-0	1	-	-
9	Santos Ramirez	12-12	43	44	87	0.5-0	-	-	-	-	-	1-0	-	-	-
23	Dre Greenlaw	9-8	38	42	80	6.5-10	2.0-6	2-5	-	2	1	1-24	1	-	-
2	Kamren Curl	11-11	27	26	53	-	-	-	5	5	1	-	1	-	-
90	Armon Watts	12-11	25	24	49	8.5-52	7.0-50	-	2	2	3	-	3	-	-
3	McTelvin Agim	12-12	19	26	45	10.0-44	4.5-25	-	1	1	11	1-0	3	-	-
11	Ryan Pulley	11-9	30	7	37	3.5-13	1.0-5	3-0	7	10	-	-	1	-	-
10	Randy Ramsey	10-10	16	16	32	7.0-37	3.0-25	-	-	-	6	1-0	-	-	-
10	Bumper Pool	10-4	14	15	29	2.5-4	-	-	4	4	1	1-60	-	1	-
36	D'Vone McClure	12-6	19	7	26	2.0-11	1.0-8	-	3	3	-	-	1	-	-
52	TJ Smith	12-10	10	16	26	3.5-10	1.5-6	-	-	-	-	-	-	-	-
24	Jarques McClellion	12-9	21	4	25	-	-	-	7	7	-	-	-	-	-
27	Hayden Henry	12-1	9	15	24	-	-	-	-	-	-	-	-	-	-
31	Grant Morgan	12-0	8	16	24	2.5-4	-	-	1	1	2	-	-	-	-
5	Dorian Gerald	8-2	8	13	21	2.5-13	-	-	2	2	2	-	-	-	-
86	Jamario Bell	11-0	11	9	20	1.0-5	-	-	-	-	1	-	1	-	-
91	Michael Taylor	12-1	11	7	18	2.5-8	1.5-7	-	-	-	-	-	1	-	-
33	Dee Walker	12-0	9	8	17	0.5-1	-	-	-	-	-	-	-	-	-
30	Kevin Richardson	9-4	7	9	16	-	-	-	1	1	-	-	-	-	-
7	Briston Guidry	8-0	4	11	15	2.5-14	1.5-12	-	2	2	-	1-1	-	-	-
29	Derrick Munson	11-1	7	7	14	2.0-11	1.0-8	-	-	-	-	-	-	-	-
42	Jonathan Marshall	11-0	4	10	14	-	-	-	-	-	-	-	-	-	-
6	Gabe Richardson	11-2	3	10	13	1.5-3	-	-	1	1	2	1-0	-	-	-
17	Joseph Foucha	9-1	6	5	11	-	-	-	-	-	-	-	-	-	-
21	Montaric Brown	11-3	8	1	9	-	-	-	1	1	-	-	-	-	-
26	Ryder Lucas	11-0	4	5	9	-	-	-	-	-	-	-	-	-	-
13	Nate Dalton	7-0	5	2	7	-	-	-	-	-	-	-	-	-	-
1	Chevin Calloway	2-2	3	4	7	-	-	-	-	-	-	2-0	1	-	-
18	Myles Mason	9-0	1	4	5	-	-	-	-	-	-	-	-	-	-
22	Deon Edwards	12-0	1	4	5	0.5-2	-	-	-	-	-	-	-	-	-
20	Giovanni LaFrance	9-0	1	2	3	-	-	-	-	-	-	-	-	-	-
85	Cheyenne O'Grady	10-5	2	-	2	-	-	-	-	-	-	-	-	-	-
66	Ty Clary	12-11	2	-	2	-	-	-	-	-	-	-	-	-	-
8	Mike Woods	10-7	1	1	2	-	-	-	-	-	-	-	-	-	-
14	Britto Tutt	6-1	-	2	2	-	-	-	-	-	-	-	-	-	-
13	Deon Stewart	12-8	2	-	2	-	-	-	-	-	-	-	-	-	-
60	Brian Wallace	12-12	1	-	1	-	-	-	-	-	-	-	-	-	-
46	Damani Carter	1-0	1	-	1	-	-	-	-	-	-	-	-	-	-
15	Cole Kelley	9-2	-	1	1	-	-	-	-	-	-	-	-	-	-
4	Avery Jean-Baptiste	1-0	-	1	1	0.5-2	-	-	-	-	-	-	-	-	-
93	Isaiah Nichols	3-0	1	-	1	-	-	-	-	-	-	-	-	-	-
21	Devwah Whaley	7-4	1	-	1	-	-	-	-	-	-	-	1	-	-
18	Jack Lindsey	10-0	1	-	1	-	-	-	-	-	-	-	-	-	-
19	Tyson Morris	11-0	1	-	1	-	-	-	-	-	-	-	-	-	-
44	Austin Cantrell	12-9	-	1	1	-	-	-	-	-	-	-	-	-	-
19	Connor Limpert	12-0	1	-	1	-	-	-	-	-	-	-	-	-	-
54	Terrell Collins	10-0	-	1	1	-	-	-	-	-	-	-	-	-	-
82	Gary Cross	2-0	-	1	1	-	-	-	-	-	-	-	-	-	-
25	Micahh Smith	4-0	-	1	1	-	-	-	-	-	-	-	-	-	-
62	Johnny Gibson Jr.	12-12	-	-	-	-	-	-	-	-	-	1-0	-	-	-
	TOTAL	**12-0**	**448**	**434**	**882**	**69-267**	**26-163**	**5-5**	**42**	**47**	**32**	**11-85**	**15**	**1**	**-**
	Opponents	12-0	431	348	779	89-372	32-226	18-203	58	76	46	8-46	12	1	-

TAKEAWAYS/GIVEAWAYS

OPPONENT	GAINED FUM	GAINED INT	GAINED TOT	LOST FUM	LOST INT	LOST TOT	DIFF
Eastern Illinois	5	0	5	0	0	0	5
at Colorado State	1	1	2	0	2	2	0
North Texas	1	0	1	0	6	6	-5
at Auburn	0	0	0	1	1	2	-2
vs. Texas A&M	0	2	2	0	1	1	1
Alabama	0	0	0	2	1	3	-3
vs. Ole Miss	0	1	1	0	1	1	0
Tulsa	1	1	2	1	1	2	0
Vanderbilt	0	0	0	0	2	2	-2
LSU	1	0	1	1	1	2	-1
at Mississippi State	1	0	1	2	1	3	-2
at Missouri	1	0	1	1	1	2	-1
TOTAL	**11**	**5**	**16**	**8**	**18**	**26**	**-10**



McTELVIN AGIM was a disruptive force in the opposing backfield, posting 10 tackles for loss, including 4.5 sacks, to go with a team-best three forced fumbles and one fumble recovery. He was the first Razorback with double-digit TFL totals since Deatrich Wise Jr. in 2015 (10.5).

2018 GAME-BY-GAME STATISTICS

GAME-BY-GAME BREAKDOWN

	FINAL	SCORE BY QUARTER					FIRST DOWNS				RUSHING			PASSING			OFFENSE		PUNTING	FUMBLES	PENALTY	THIRD	TOTAL
GAME	SCORE	1	2	3	4	OT	RU	PA	PN	TOT	ATT	YDS	TD	C-A-I	YDS	TD	ATT	YDS	NO-AVG	NO-LOST	NO-YDS	DOWNS	TOP
Eastern Illinois	20	0	6	7	7	-	8	11	2	21	41	127	0	27-40-0	230	3	81	357	4-40.8	6-5	6-30	6/18	30:50
Arkansas	55	10	28	10	7	-	5	13	0	18	37	80	2	21-29-0	353	4	66	433	5-29.4	0-0	4-40	7/15	27:31
Arkansas	27	7	6	14	0	-	16	5	3	24	53	299	1	11-22-2	144	2	75	443	5-38.2	0-0	6-60	5/15	32:27
Colorado St.	34	3	6	8	17	-	5	14	2	21	23	40	1	32-50-1	389	2	73	429	5-56.8	3-1	6-54	6/15	27:33
North Texas	44	17	17	3	7	-	3	11	4	18	29	95	2	24-46-0	281	1	75	376	9-42.4	2-1	9-102	3/16	30:04
Arkansas	17	0	10	0	7	-	4	12	4	20	32	126	2	20-45-6	210	0	77	336	9-34.2	0-0	10-70	4/16	29:56
Arkansas	3	0	0	3	0	-	6	5	2	13	38	149	0	13-32-1	141	0	70	290	9-33.8	2-1	8-57	3/17	32:29
Auburn	34	10	7	7	10	-	6	6	1	13	36	91	3	15-22-0	134	0	58	225	5-47.2	0-0	7-40	4/13	27:31
Arkansas	17	0	7	3	7	-	3	8	0	11	26	55	1	14-27-1	193	1	53	248	8-43.2	1-0	6-71	3/12	23:04
Texas A&M	24	14	3	0	7	-	11	10	3	24	46	176	2	17-26-2	201	0	72	377	4-48.8	0-0	7-44	2/10	36:56
Alabama	65	21	20	7	17	-	11	13	0	24	41	246	4	14-18-0	393	4	59	639	0-0.0	1-0	5-31	3/6	27:04
Arkansas	31	7	7	3	14	-	7	12	3	22	31	172	1	26-40-1	233	3	71	405	3-37.7	3-2	2-20	6/12	32:56
Ole Miss	37	3	14	7	13	-	15	15	2	32	38	224	3	26-35-1	387	2	73	611	1-35.0	1-0	4-50	6-10	24:42
Arkansas	33	17	10	6	0	-	17	7	3	27	48	300	1	15-22-1	177	2	70	477	2-47.5	1-0	5-65	2-9	35:18
Tulsa	0	0	0	0	0	-	9	5	1	15	40	133	0	8-25-1	127	0	65	260	6-40.8	2-1	4-43	4-15	24:34
Arkansas	23	0	10	10	3	-	12	6	2	20	53	196	1	11-19-1	131	1	72	327	4-34.8	3-1	3-40	6-16	35:26
Vanderbilt	45	7	14	3	21	-	15	8	2	25	49	250	4	13-19-0	192	2	68	442	4-46.2	0-0	7-60	6-10	35:32
Arkansas	31	7	7	3	14	-	8	12	1	21	29	207	2	23-36-2	240	2	65	447	4-43.5	0-0	6-46	6-12	24:28
LSU	24	7	7	10	0	-	9	9	2	20	48	164	2	15-21-0	195	1	69	359	7-40.3	3-1	7-69	5-14	35:47
Arkansas	17	0	3	0	14	-	2	9	3	14	19	16	0	19-39-1	200	2	58	216	8-39.1	1-1	6-60	2-12	24:13
Arkansas	6	0	3	3	0	-	10	6	1	17	35	69	0	19-35-1	150	0	70	219	3-37.3	3-2	9-85	5-17	27:39
Mississippi State	52	3	14	21	14	-	16	9	4	29	47	287	2	12-18-0	188	5	65	475	1-40.0	2-1	7-60	7-10	32:21
Arkansas	0	0	0	0	0	-	5	6	1	12	39	52	0	10-25-1	135	0	64	187	8-38.4	4-1	4-18	3-16	31:12
Missouri	38	7	21	10	0	-	8	8	1	17	42	181	2	17-27-0	227	2	69	408	6-38.5	1-1	5-49	8-17	28:48

GAME-BY-GAME OFFENSIVE STARTERS

OPPONENT	LT	LG	C	RG	RT	TE	TE/WR/FB	QB	RB	WR	WR
Eastern Illinois	Clenin	Adcock	Froholdt	Gibson	Wallace	Cantrell	Pettway	Kelley	Whaley	Cornelius	Nance
at Colorado State	Gatlin	Clary	Froholdt	Gibson	Wallace	Cantrell	Gunter (TE)	Storey	Whaley	Pettway	Nance
North Texas	Gatlin	Clary	Froholdt	Gibson	Wallace	Cantrell	Patton (TE)	Kelley	Whaley	Pettway	Nance
at Auburn	Jackson	Froholdt	Clary	Gibson	Wallace	Cantrell	Cornelius (WR)	Storey	Whaley	Pettway	Nance
vs. Texas A&M	Jackson	Froholdt	Clary	Gibson	Wallace	Cantrell	O'Grady (TE)	Storey	Boyd	Woods	Stewart
Alabama	Jackson	Froholdt	Clary	Gibson	Wallace	Cantrell	O'Grady (TE)	Storey	Boyd	Woods	Stewart
vs. Ole Miss	Jackson	Froholdt	Clary	Gibson	Wallace	O'Grady	Cornelius (WR)	Storey	Boyd	Woods	Stewart
Tulsa	Wagner	Froholdt	Clary	Gibson	Wallace	Cantrell	Cornelius (WR)	Noland	Boyd	Woods	Stewart
Vanderbilt	Jackson	Froholdt	Clary	Gibson	Wallace	O'Grady	Gunter (TE)	Storey	Boyd	Woods	Stewart
LSU	Jackson	Froholdt	Clary	Gibson	Wallace	Cantrell	Cornelius (WR)	Storey	Boyd	Woods	Stewart
at Mississippi State	Jackson	Froholdt	Clary	Gibson	Wallace	O'Grady	Cornelius (WR)	Storey	Boyd	Pettway	Stewart
at Missouri	Jackson	Froholdt	Clary	Gibson	Wallace	Cantrell	Cornelius (WR)	Storey	Boyd	Woods	Stewart

GAME-BY-GAME DEFENSIVE STARTERS

OPPONENT	DE	DT	DT	DE	SAM	MIKE	WILL	CB	SS	FS	CB	NB
Eastern Illinois	Taylor	Agim	TJ Smith	G. Richardson	–	Harris	Greenlaw	Pulley	Curl	Ramirez	Calloway	McClure
at Colorado State	Agim	Watts	TJ Smith	G. Richardson	–	Harris	Pool	Pulley	Curl	Ramirez	Calloway	McClure
North Texas	Agim	Watts	TJ Smith	Ramsey	–	Harris	Pool	Pulley	Curl	Ramirez	Tutt	McClure
at Auburn	Agim	Watts	TJ Smith	Ramsey	–	Harris	Greenlaw	Pulley	Curl	Ramirez	McClellion	Munson
vs. Texas A&M	Agim	Watts	TJ Smith	Ramsey	Henry	Harris	Greenlaw	Pulley	Curl	Ramirez	McClellion	–
Alabama	Agim	Watts	TJ Smith	Ramsey	–	Harris	Greenlaw	Pulley	Curl	Ramirez	McClellion	Richardson
vs. Ole Miss	Agim	Watts	TJ Smith	Ramsey	–	Harris	Greenlaw	Pulley	Curl	Ramirez	McClellion	Richardson
Tulsa	Agim	Watts	TJ Smith	Ramsey	–	Harris	Greenlaw	Brown	Curl	Ramirez	McClellion	McClure
Vanderbilt	Agim	Watts	TJ Smith	Ramsey	–	Harris	Pool	Brown	Curl	Ramirez	McClellion	McClure
LSU	Agim	Watts	TJ Smith	Ramsey	–	Harris	Greenlaw	Pulley	Curl	Ramirez	McClellion	Richardson
at Mississippi State	Gerald	Watts	Agim	Ramsey	–	Harris	Greenlaw	Pulley	Curl	Ramirez	McClellion	McClure
at Missouri	Gerald	Watts	Agim	Ramsey	–	Harris	Pool	Brown	Ramirez	Foucha	McClellion	Richardson

CAREER STARTS

OFFENSE	2018	2017	2016	2015	TOT	CONS
Hjalte Froholdt, OL, Sr.	12	12	13	-	37	37
Johnny Gibson, OL, Sr.	12	12	5	-	29	27
Brian Wallace, OL, Sr.	12	7	10	-	29	19
Austin Cantrell, TE, Jr.	9	10	5	-	25	3
Colton Jackson, OL, Jr.	8	10	3	-	21	4
Jared Cornelius, WR, Sr.	7	2	4	6	19	3
Devwah Whaley, RB, Jr.	4	10	-	-	14	-
Ty Clary, OL, So.	11	4	-	-	15	11
Deon Stewart, WR, Jr.	8	5	-	-	13	8
Kendrick Jackson, FB, Sr.	-	5	2	1	8	-
Hayden Johnson, FB/TE, Jr.	-	-	7	-	7	-
Jeremy Patton, TE, Sr.	1	6	-	-	7	-
La'Michael Pettway, WR, Jr.	4	3	-	-	8	-
Ty Storey, QB, Jr.	8	-	-	-	9	4
Jordan Jones, WR, So.	-	6	-	-	6	-
Cole Kelley, QB, So.	2	4	-	-	6	-
Rakeem Boyd, RB, So.	8	-	-	-	8	8
Mike Woods, WR, Fr.	7	-	-	-	7	1
Cheyenne O'Grady, TE, Jr.	5	1	-	-	6	-
Noah Gatlin, OL, Fr.	2	-	-	-	2	-
Grayson Gunter, TE, So.	2	-	-	-	2	-
Kirby Adcock, OL, R-Fr.	1	-	-	-	1	-
Shane Clenin, OL, R-Fr.	1	-	-	-	1	-
Connor Noland, QB, Fr.	1	-	-	-	1	-
Dalton Wagner, OL, F-Fr.	1	-	-	-	1	-

DEFENSE	2018	2017	2016	2015	TOT	CONS
Dre Greenlaw, LB, Sr.	8	12	7	11	38	-
Santos Ramirez, DB, Sr.	12	12	7	3	34	24
McTelvin Agim, DL, Jr.	12	11	5	-	28	16
De'Jon Harris, LB, Jr.	12	12	-	-	24	24
Ryan Pulley, DB, Jr.	9	1	12	1	23	-
T.J. Smith, DL, Sr.	10	12	-	-	22	-
Kamren Curl, DB, So.	11	11	-	-	22	-
Randy Ramsey, LB, Sr.	9	8	3	-	21	10
Kevin Richardson, DB, Sr.	3	9	1	5	19	1
Armon Watts, DL, Sr.	10	-	-	-	11	11
Jarques McClellion, DB, R-Fr.	8	-	-	-	9	9
D'Vone McClure, NB, So.	6	-	-	-	6	-
Bumper Pool, LB, Fr.	3	-	-	-	4	1
Montaric Brown, DB, R-Fr.	2	-	-	-	3	1
Dorian Gerald, DL, Jr.	2	-	-	-	2	2
Gabe Richardson, DL, Jr.	2	-	-	-	2	-
Hayden Henry, LB, So.	1	-	-	-	1	-
Derrick Munson, DB, So.	1	-	-	-	1	-
Michael Taylor, DL, Sr.	1	-	-	-	1	-
Britto Tutt, DB, Jr.	1	-	-	-	1	-
Joe Foucha, DB, Fr.	1	-	-	-	1	1

2018 SCORING DRIVES

ARKANSAS SCORING DRIVES

OPP	START	PLAYS	YARDS	TIME	SCORING PLAY
EIU	EI35	6	18	1:41	C. Limpert 35 yd field goal
EIU	AR20	11	80	3:53	D. Whaley 1 yd run
EIU	EI27	3	27	0:50	L. Pettway 14 yd pass from T. Storey
EIU	AR21	4	79	1:02	L. Pettway 48 yd pass from Ty Storey
EIU	AR43	1	57	0:07	J. Jones 57 yd pass from T. Storey
EIU	EI05	2	5	0:37	T. Storey 2 yd run
EIU	AR36	10	59	5:11	C. Limpert 23 yd field goal
EIU	AR28	8	72	4:03	A. Cantrell 42 yd pass from C. Kelley
at CSU	AR27	14	73	6:06	D. Whaley 3 yd run
at CSU	AR20	10	70	4:04	C. Limpert 28 yd field goal
at CSU	AR22	8	65	2:40	C. Limpert 31 yd field goal
at CSU	AR09	9	91	3:51	L Pettway 25 yd pass from C. Kelley
at CSU	AR36	1	64	0:11	TJ Hammonds 64 yd pass from C. Kelley
NT	AR39	7	61	1:36	C. Kelley 5 yd run
NT	AR15	10	49	2:55	C. Limpert 54 yd field goal
NT	AR32	1	68	0:12	M. Williams 68 yd run
at AU	AR21	10	68	3:50	C. Limpert 29 yd field goal
vs TAMU	AR25	7	75	3:01	C. Kelley 1 yd run
vs TAMU	AR25	9	46	3:44	C. Limpert 47 yd field goal
vs TAMU	AR25	6	75	1:47	M. Woods 29 yd pass from T. Storey
ALA	AR25	11	75	5:14	C. O'Grady 8 yd pass from T. Storey
ALA	AR25	7	75	4:03	C. O'Grady 3 yd pass from C. Kelley
ALA	AR25	11	52	5:21	C. Limpert 41 yd field goal
ALA	AR25	7	75	3:17	D. Warren 17 yd pass from T. Storey
ALA	AL22	5	22	1:46	C. Kelley 1 yd run
vs. MISS	AR25	11	50	5:08	C. Limpert 43 yd field goal
vs. MISS	AR22	7	78	3:01	C. O'Grady 39 yd pass from T. Storey
vs. MISS	AR20	3	80	1:04	R. Boyd 69 yd run
vs. MISS	AR25	5	75	1:33	L. Pettway 39 yd pass from C. Kelley
vs. MISS	AR28	9	52	4:27	C. Limpert 38 yd field goal
vs. MISS	AR25	10	55	5:32	C. Limpert 38 yd field goal,
vs. MISS	AR25	11	57	4:56	C. Limpert 36 yd field goal,
TUL	AR25	9	60	4:20	C. Limpert 33 yd field goal
TUL	TU49	8	49	3:29	G. Gunter 7 yd pass from C. Noland
TUL	TU27	7	10	2:56	C. Limpert 35 yd field goal
TUL	TU40	3	40	1:23	M. Williams 4 yd run
TUL	AR20	16	74	8:19	C. Limpert 24 yd field goal,
VU	AR25	9	75	3:05	R. Boyd 5 yd run
VU	AR08	8	92	3:45	C. Hayden 38 yd run
VU	AR28	9	35	3:40	C. Limpert 55 yd field goal
VU	AR25	6	75	2:06	T. Morris 11 yd pass from T. Storey
VU	AR25	7	75	1:06	C. O'Grady 12 yd pass from T. Storey
LSU	LS33	4	27	0:21	C. Limpert 24 yd field goal
LSU	AR24	8	76	2:16	C. O'Grady 11 yd pass from T. Storey
LSU	AR25	6	75	1:33	C. O'Grady 32 yd pass from T. Storey
at MSU	AR30	13	52	2:48	C. Limpert 36 yd field goal
at MSU	AR26	7	60	3:35	C. Limpert 32 yd field goal

OPPONENT SCORING DRIVES

OPP	START	PLAYS	YARDS	TIME	SCORING PLAY
EIU	AR47	2	47	0:36	Hollins 43-yd pass from Woodbery
EIU	EI15	14	85	5:03	Hollins 15-yd pass from Woodbery
EIU	AR37	4	37	2:02	Hollins 16-yd pass from Woodbery
at CSU	AR43	4	6	1:31	Bryan 55-yd FG
at CSU	CSU25	10	47	3:28	Bryan 46-yd FG
at CSU	AR44	5	18	0:25	Bryan 44-yd FG
at CSU	CSU30	7	70	2:41	Williams 4-yd pass from Carta-Samuels
at CSU	CSU04	9	96	3:29	Williams 10-yd pass from Carta-Samuels
at CSU	CSU36	11	60	4:03	Bryan 22-yd FG
at CSU	CSU41	6	59	2:30	Matthews 1-yd run
NT	AR44	7	44	1:43	Fine 2-yd run
NT	AR00	0	0	0:00	Brewer 90-yd punt return
NT	AR08	4	1	0:55	Hedlund 24-yd FG
NT	AR34	2	34	0:30	Easly 3-yd run
NT	NT20	8	80	2:46	Bussey 7-yd pass from Fine
NT	AR49	7	40	1:26	Hedlund 26-yd FG
NT	NT25	14	72	5:34	Hedlund 20-yd FG
NT	AR00	0	0	0:00	Hall 24-yd INT return
at AU	AR27	7	27	2:21	Whitlow 5-yd run
at AU	AR02	4	1	1:25	Carlson 18-yd FG
at AU	AR09	4	9	2:19	Stidham 4-yd run
at AU	AR00	0	0	0:00	Igbinoghene 96-yd kickoff return
at AU	AR28	8	72	3:51	Whitlow 15-yd run
at AU	AR15	4	-10	2:36	Carlson 43-yd FG
vs. TAMU	AR00	0	0	0:00	Corbin 100-yd kickoff return
vs. TAMU	TAMU21	9	79	4:50	Williams 1-yd run
vs. TAMU	TAMU39	7	48	2:36	Small 30-yd FG
vs. TAMU	TAMU39	7	61	3:31	Williams 4-yd run
ALA	AL24	1	76	0:21	Smith 76-yd pass from Tagovailoa
ALA	AL45	2	55	0:50	Ruggs 12-yd pass from Tagovailoa
ALA	AL24	8	76	2:51	Jacobs 1-yd run
ALA	AL01	5	99	1:55	Jeudy 42-yd pass from Tagovailoa
ALA	AL26	8	74	3:20	Harris 2-yd run
ALA	AL40	1	60	0:12	Jeudy 60-yd pass from Tagovailoa
ALA	AR44	7	44	3:14	Harris 1-yd run
ALA	AL33	10	58	4:49	Bulovas 27-yd FG
ALA	AR00	0	0	0:00	Carter 44-yd INT return
ALA	AL28	11	72	6:59	Robinson 5-yd run
vs. MISS	OM25	6	56	2:11	Logan 36-yd FG
vs. MISS	OM25	9	75	3:08	Ta'amu 18-yd run
vs. MISS	OM23	10	77	2:03	Lodge 6-yd pass from Ta'amu
vs. MISS	OM21	5	79	1:59	Cooley 66-yd pass from Ta'amu
vs. MISS	OM16	10	84	2:54	Woullard 2-yd run
vs. MISS	OM03	7	97	1:20	Phillips 5-yd run
VU	VU11	7	89	3:53	Vaughn 63-yd run
VU	AR42	6	42	2:39	Pinkney 1-yd pass from Shurmur
VU	VU35	3	65	1:31	Pinkney 40-yd pass from Shurmur
VU	VU25	14	57	7:24	Guay 36-yd FG
VU	VU24	7	76	3:41	Vaughn 11-yd run
VU	VU25	9	75	4:45	Vaughn 3-yd run
VU	AR29	7	29	2:34	Blasingame 5-yd run
LSU	AR40	1	40	0:09	Jefferson 40-yd pass from Burrow
LSU	LS23	14	77	7:24	Brossette 12-yd run
LSU	LS41	4	59	2:07	Ed.-Helaire 13-yd run
LSU	LS48	5	30	2:56	Tracy 40-yd FG
at MSU	MS17	14	81	6:33	Christmann 19-yd FG
at MSU	MS47	11	53	4:53	Fitzgerald 2-yd run
at MSU	MS28	8	72	4:11	Gibson 8-yd run
at MSU	MS25	6	75	2:37	Johnson 34-yd pass from Fitzgerald
at MSU	AR04	1	4	0:04	Mixon 4-yd pass from Fitzgerald
at MSU	MS42	3	58	1:17	Mitchell 15-yd pass from Fitzgerald
at MSU	MS50	6	50	3:02	Williams 19-yd pass from Fitzgerald
at MSU	MS28	8	72	4:01	Williams 33-yd pass from Fitzgerald
at MO	MU25	11	75	4:06	Lock 9-yd run
at MO	AR35	6	35	2:18	Lock 3-yd run
at MO	AR00	0	0	0:00	Byers 0-yd fumble recovery
at MO	AR43	6	43	1:04	Hall 6-yd pass from Lock
at MO	MU04	9	96	3:31	Hall 67-yd pass from Lock
at MO	MU39	10	37	4:33	McCann 42 yd FG

2018 MISCELLANEOUS STATISTICS

ARKANSAS INSIDE THE OPPONENT RED ZONE

OPPONENT	TIMES IN RZ	TIMES SCORED	PTS SCORED	RUSH TD	PASS TD	FGM	FGA	FAILED TO SCORE IN RZ: DOWNS	INT	FUMB	HALF	GAME
EASTERN ILLINOIS	5	5	27	3	2	1	2	0	0	0	0	0
at Colorado State	3	3	13	1	1	0	2	0	0	0	0	0
NORTH TEXAS	2	1	7	1	1	0	0	1	0	0	0	0
at Auburn	2	1	3	0	0	0	1	1	0	0	0	0
vs. Texas A&M	1	1	7	1	1	0	0	0	0	0	0	0
ALABAMA	6	5	31	4	1	3	1	0	0	0	1	0	0
vs Ole Miss	3	3	9	0	0	0	3	0	0	0	0	0	0
TULSA	5	5	23	2	1	1	3	0	0	0	0	0	0
VANDERBILT	3	3	21	3	1	2	0	0	0	0	0	0	0
LSU	2	2	10	1	0	1	1	0	0	0	0	0	0
at Mississippi State	4	2	6	0	0	0	2	1	1	0	0	0	0
at Missouri	1	0	0	0	0	0	0	0	1	0	0	0	0
TOTALS	**37**	**31**	**157**	**16**	**8**	**8**	**15**	**3**	**2**	**0**	**1**	**0**	**0**

31-of-37 (83.8%)

OPPONENTS INSIDE THE ARKANSAS RED ZONE

OPPONENT	TIMES IN RZ	TIMES SCORED	PTS SCORED	RUSH TD	PASS TD	FGM	FGA	FAILED TO SCORE IN RZ: DOWNS	INT	FUMB	HALF	GAME
EASTERN ILLINOIS	3	2	14	2	0	2	0	1	0	0	0	0	0
at Colorado State	4	4	25	3	1	2	1	0	0	0	0	0	0
NORTH TEXAS	7	6	30	3	2	1	3	0	0	0	1	0	0
at Auburn	6	5	27	3	3	0	2	0	1	0	0	0	0
vs. Texas A&M	5	3	17	2	2	0	1	2	0	0	0	0	0
ALABAMA	5	5	30	4	4	0	1	0	0	0	0	0	0
vs. Ole Miss	6	5	30	4	3	1	1	1	0	0	0	0	0
TULSA	2	0	0	0	0	0	0	1	1	0	0	0	0
VANDERBILT	5	5	31	4	3	1	1	0	0	0	0	0	0
LSU	3	2	14	2	2	0	0	0	0	0	0	1	0
at Mississippi State	6	6	38	5	2	3	1	0	0	0	0	0	0
at Missouri	5	4	24	3	2	1	1	0	1	0	0	0	0
TOTALS	**57**	**47**	**280**	**35**	**24**	**11**	**12**	**5**	**3**	**0**	**1**	**1**	**0**

47-of-57 (82.5%)

SCORING DRIVE BREAKDOWN

YARDAGE	ARKANSAS TD	ARKANSAS FG	OPPONENT TD	OPPONENT FG
No Drive	1	-	6	-
Neg. Yards	-	-	-	1
0-9	1	-	2	3
10-19	-	2	1	1
20-29	2	1	2	-
30-39	-	1	4	2
40-49	2	2	6	3
50-59	1	7	4	3
60-69	2	4	4	1
70-79	15	2	17	1
80-89	2	-	4	1
90-99	2	-	4	-
TOTALS	**29**	**19**	**53**	**16**

THREE & OUT DRIVES

	ARKANSAS THREE-&-OUTS/DRIVES	OPPONENT THREE-&-OUTS/DRIVES
EASTERN ILLINOIS	3/15 (20.0%)	2/15 (13.3%)
at Colorado State	1/15 (6.7%)	3/14 (21.4%)
NORTH TEXAS	3/20 (15.0%)	7/20 (35.0%)
at Auburn	6/15 (40.0%)	4/15 (26.7%)
vs. Texas A&M	7/13 (53.9%)	1/13 (7.7%)
ALABAMA	3/12 (25.0%)	0/13 (0.0%)
vs. Ole Miss	0/11 (0.0%)	0/11 (0.0%)
TULSA	1/13 (7.7%)	3/12 (25.0%)
VANDERBILT	3/12 (25.0%)	2/13 (15.4%)
LSU	5/14 (35.7%)	3/14 (21.4%)
at Mississippi State	2/11 (18.2%)	0/12 (0.0%)
at Missouri	5/15 (33.3%)	5/14 (35.7%)
TOTALS	**39/169 (23.1%)**	**30/166 (18.1%)**

20+ YARD BREAKDOWN: BY YARDS

YARDS	NO.	TD
100+	0	0
90-99	0	0
80-89	0	0
70-79	2	0
60-69	4	3
50-59	1	1
40-49	8	2
30-39	18	4
20-29	33	2
TOTAL	**66**	**12**

20+ YARD BREAKDOWN: BY TYPE

TYPE	NO.	TD
Rushing	14	3
Passing	35	9
Punt returns	2	0
Kick returns	13	0
Interceptions	0	0
Fumble returns	2	0
Other	0	0
TOTAL	**66**	**12**

20+ YARD BREAKDOWN: BY PLAYER

PLAYER	NO.	TD	R	P	KR	PR	IR	FR
Rakeem Boyd	12	1	9	3	0	0	0	0
De'Vion Warren	10	0	0	0	10	0	0	0
LaMichael Pettway	8	3	0	8	0	0	0	0
Cheyenne O'Grady	7	2	0	7	0	0	0	0
Deon Stewart	5	0	0	2	1	2	0	0
Mike Woods	4	1	0	4	0	0	0	0
Austin Cantrell	2	1	0	2	0	0	0	0
Jordan Jones	2	1	0	2	0	0	0	0
Chase Hayden	2	1	1	1	0	0	0	0
Devwah Whaley	2	0	1	1	0	0	0	0
TJ Hammonds	1	1	0	1	0	0	0	0
Maleek Williams	1	1	1	0	0	0	0	0
Jared Cornelius	1	0	0	1	0	0	0	0
Britto Tutt	1	0	0	0	1	0	0	0
Dre Greenlaw	1	0	0	0	0	0	0	1
Grayson Gunter	1	0	0	1	0	0	0	0
Ty Storey	1	0	1	0	0	0	0	0
Cole Kelley	1	0	1	0	0	0	0	0
Gary Cross	1	0	0	0	1	0	0	0
Chase Harrell	1	0	0	1	0	0	0	0
Bumper Pool	1	0	0	0	0	0	0	1
TOTAL	**66**	**12**	**14**	**35**	**13**	**2**	**0**	**2**

SPECIAL TEAMS TACKLES

PLAYER	TOTAL	KO	PUNT
Ryder Lucas	9	6	3
Grant Morgan	9	8	1
De'Jon Harris	4	0	4
Hayden Henry	4	2	2
Deon Edwards	4	3	1
Nate Dalton	4	3	1
Derrick Munson	3	2	1
D'Vone McClure	3	3	0
Dee Walker	2	2	0
Terrell Collins	1	1	0
Jack Lindsey	1	0	1
Gary Cross	1	0	1
Joseph Foucha	1	1	0
Connor Limpert	1	1	0
Austin Cantrell	1	0	1
Micahh Smith	1	1	0
Kevin Richardson	1	1	0
Montaric Brown	1	1	0
Michael Taylor	1	0	1
Jarques McClellion	1	1	0
TJ Smith	1	0	1
Myles Mason	1	1	0
TOTALS	**55**	**37**	**18**

LONGEST PLAYS OF THE YEAR

Rushing	69	Rakeem Boyd vs. Ole Miss (10/13/2018)
Rushing Touchdown	69	Rakeem Boyd vs. Ole Miss (10/13/2018)
Passing	64	T.J. Hammonds from Cole Kelley at Colorado State (9/8/2018)
Passing Touchdown	64	T.J. Hammonds from Cole Kelley at Colorado State (9/8/2018)
Punt Return	45	Deon Stewart at Colorado State (9/8/2018)
Kick Return	78	De'Vion Warren vs. Alabama (10/6/2018)
Interception Return	5	Dre Greenlaw vs. Texas A&M (9/29/2018)
Fumble Return	60	Bumper Pool vs. Eastern Illinois (9/1/2018)
Punt	64	Reid Bauer vs. Ole Miss (10/13/2018)
Field Goal	55	Connor Limpert vs. Vanderbilt (10/27/2018)

2018 SEASON HIGHS

ARKANSAS INDIVIDUAL GAME HIGHS

Rushes	26	Devwah Whaley at Colorado State (Sept. 8, 2018)
Yards Rushing	165	Devwah Whaley at Colorado State (Sept. 8, 2018)
TD Rushes	1	Ty Storey vs. Eastern Illinois (Sept. 1, 2018) Devwah Whaley vs. Eastern Illinois (Sept. 1, 2018) Devwah Whaley at Colorado State (Sept. 8, 2018) Cole Kelley vs. North Texas (Sept. 15, 2018) Maleek Williams vs. North Texas (Sept. 15, 2018) Cole Kelley vs. Texas A&M (Sept. 29, 2018) Cole Kelley vs. Alabama (Oct. 6, 2018) Rakeem Boyd vs. Ole Miss (Oct. 13, 2018) Maleek Williams vs. Tulsa (Oct. 20, 2018) Chase Hayden vs. Vanderbilt (Oct. 27, 2018) Rakeem Boyd vs. Vanderbilt (Oct. 27, 2018)
Long Rush	69	Rakeem Boyd vs. Ole Miss (Oct. 13, 2018)
Pass attempts	39	Ty Storey vs. Alabama (Oct. 6, 2018)
Pass completions	25	Ty Storey vs. Alabama (Oct. 6, 2018)
Yards Passing	261	Ty Storey vs. Eastern Illinois (Sept. 1, 2018)
TD Passes	3	Ty Storey vs. Eastern Illinois (Sept. 1, 2018)
Long Pass	64	Cole Kelley at Colorado State (Sept. 8, 2018)
Receptions	7	Cheyenne O'Grady vs. Alabama (Oct. 6, 2018)
Yards Receiving	132	Jordan Jones vs. Eastern Illinois (Sept. 1, 2018)
TD Receptions	2	LaMichael Pettway vs. Eastern Illinois (Sept. 1, 2018) Cheyenne O'Grady vs. Alabama (Oct. 6, 2018) Cheyenne O'Grady vs. LSU (Nov. 10, 2018)
Long Reception	64	TJ Hammonds at Colorado State (Sept. 8, 2018)
Field Goals	4	Connor Limpert vs. Ole Miss (Oct. 13, 2018)
Long Field Goal	55	Connor Limpert vs. Vanderbilt (Oct. 27, 2018)
Punts	8	Reid Bauer at Auburn (Sept. 22, 2018) Reid Bauer vs. Texas A&M (Sept. 29, 2018) Reid Bauer at Missouri (Nov. 23, 2018)
Punting Avg	47.5	Reid Bauer vs. Ole Miss (Oct. 13, 2018)
Long Punt	64	Reid Bauer vs. Ole Miss (Oct. 13, 2018)
Punts inside 20	4	Reid Bauer vs. Tulsa (Oct. 20, 2018)
Long Punt Return	45	Deon Stewart at Colorado State (Sept. 8, 2018)
Long Kickoff Return	78	De'Vion Warren vs. Alabama (Oct. 6, 2018)
Tackles	16	De'Jon Harris vs. Texas A&M (Sept. 29, 2018)
Sacks	2.0	McTelvin Agim vs. Tulsa (Oct. 20, 2018)
Tackles For Loss	3.5	McTelvin Agim vs. Tulsa (Oct. 20, 2018)
Interceptions	2	Dre Greenlaw vs. Texas A&M (Sept. 29, 2018)

ARKANSAS TEAM GAME HIGHS

Rushes	53	at Colorado State (Sept. 8, 2018) vs. Tulsa (Oct. 20, 2018)
Yards Rushing	300	vs. Ole Miss (Oct. 13, 2018)
Yards Per Rush	7.1	vs. Vanderbilt (Oct. 27, 2018)
TD Rushes	2	vs. Eastern Illinois (Sept. 1, 2018) vs. North Texas (Sept. 15, 2018) vs. Vanderbilt (Oct. 27, 2018)
Pass attempts	45	vs. North Texas (Sept. 15, 2018)
Pass completions	26	vs. Alabama (Oct. 6, 2018)
Yards Passing	353	vs. Eastern Illinois (Sept. 1, 2018)
Yards Per Pass	12.2	vs. Eastern Illinois (Sept. 1, 2018)
TD Passes	4	vs. Eastern Illinois (Sept. 1, 2018)
Total Plays	77	vs. North Texas (Sept. 15, 2018)
Total Offense	477	vs. Ole Miss (Oct. 13, 2018)
Yards Per Play	6.9	vs. Vanderbilt (Oct. 27, 2018)
Points	55	vs. Eastern Illinois (Sept. 1, 2018)
Sacks By	6	vs. Tulsa (Oct. 20, 2018)
First Downs	27	vs. Ole Miss (Oct. 13, 2018)
Penalties	10	vs. North Texas (Sept. 15, 2018)
Penalty Yards	85	at Mississippi State (Nov. 17, 2018)
Turnovers	6	vs. North Texas (Sept. 15, 2018)
Interceptions By	2	vs. Texas A&M (Sept. 29, 2018)
Punts	9	vs. North Texas (Sept. 15, 2018) at Auburn (Sept. 22, 2018)
Punting Avg	47.5	vs. Ole Miss (Oct. 13, 2018)
Long Punt	64	vs. Ole Miss (Oct. 13, 2018)
Punts inside 20	4	vs. Tulsa (Oct. 20, 2018)
Long Punt Return	45	at Colorado State (Sept. 8, 2018)

OPPONENT INDIVIDUAL GAME HIGHS

Rushes	29	Trayveon Williams, vs. Texas A&M (Sept. 29, 2018) Larry Rountree, at Missouri (Nov. 23, 2018)
Yards Rushing	172	Ke'Shawn Vaughn, vs. Vanderbilt (Oct. 27, 2018)
TD Rushes	3	Ke'Shawn Vaughn, vs. Vanderbilt (Oct. 27, 2018)
Long Rush	63	Ke'Shawn Vaughn, vs. Vanderbilt (Oct. 27, 2018)
Pass attempts	47	K.J. Carta-Samuels, at Colorado State (Sept. 8, 2018)
Pass completions	32	K.J. Carta-Samuels, at Colorado State (Sept. 8, 2018)
Yards Passing	389	K.J. Carta-Samuels, at Colorado State (Sept. 8, 2018)
TD Passes	4	Tua Tagovailoa, vs. Alabama (Oct. 6, 2018) Nick Fitzgerald, at Mississippi State (Nov. 17, 2018)
Long Pass	76	Tua Tagovailoa, vs. Alabama (Oct. 6, 2018)
Receptions	12	Preston Williams, at Colorado State (Sept. 8, 2018)
Yards Receiving	154	Preston Williams, at Colorado State (Sept. 8, 2018)
TD Receptions	3	Alexander Hollins, vs. Eastern Illinois (Sept. 1, 2018)
Long Reception	76	Irv Smith Jr., vs. Alabama (Oct. 6, 2018)
Field Goals	4	Wyatt Bryan, at Colorado State (Sept. 8, 2018)
Long Field Goal	55	Wyatt Bryan, at Colorado State (Sept. 8, 2018)
Punts	9	Alvin Kenworthy, vs. North Texas (Sept. 15, 2018)
Punting Avg	56.8	Ryan Stonehouse, at Colorado State (Sept. 8, 2018)
Long Punt	70	Ryan Stonehouse, at Colorado State (Sept. 8, 2018)
Punts inside 20	5	Alvin Kenworthy, vs. North Texas (Sept. 15, 2018)
Long Punt Return	90	Keegan Brewer, vs. North Texas (Sept. 15, 2018)
Long Kickoff Return	100	Jashaun Corbin, vs. Texas A&M (Sept. 29, 2018)
Tackles	14	Zaven Collins, vs. Tulsa (Oct. 20, 2018)
Sacks	3.0	Elliott, Jordan, at Missouri (Nov. 23, 2018)
Tackles For Loss	4.0	Elliott, Jordan, at Missouri (Nov. 23, 2018)
Interceptions	2	Khairi Muhammad, vs. North Texas (Sept. 15, 2018) Nate Brooks, vs. North Texas (Sept. 15, 2018)

OPPONENT TEAM GAME HIGHS

Rushes	49	vs. Vanderbilt (Oct. 27, 2018)
Yards Rushing	287	at Mississippi State (Nov. 17, 2018)
Yards Per Rush	6.1	at Mississippi State (Nov. 17, 2018)
TD Rushes	4	vs. Alabama (Oct. 6, 2018) vs. Vanderbilt (Oct. 27, 2018)
Pass attempts	50	at Colorado State (Sept. 8, 2018)
Pass completions	32	at Colorado State (Sept. 8, 2018)
Yards Passing	393	vs. Alabama (Oct. 6, 2018)
Yards Per Pass	21.8	vs. Alabama (Oct. 6, 2018)
TD Passes	5	at Mississippi State (Nov. 17, 2018)
Total Plays	81	vs. Eastern Illinois (Sept. 1, 2018)
Total Offense	639	vs. Alabama (Oct. 6, 2018)
Yards Per Play	10.8	vs. Alabama (Oct. 6, 2018)
Points	65	vs. Alabama (Oct. 6, 2018)
Sacks By	5	vs. North Texas (Sept. 15, 2018) vs. Texas A&M (Sept. 29, 2018) at Mississippi State (Nov. 17, 2018) at Missouri (Nov. 23, 2018)
First Downs	32	vs. Ole Miss (Oct. 13, 2018)
Penalties	9	vs. North Texas (Sept. 15, 2018)
Penalty Yards	102	vs. North Texas (Sept. 15, 2018)
Turnovers	5	vs. Eastern Illinois (Sept. 1, 2018)
Interceptions By	6	vs. North Texas (Sept. 15, 2018)
Punts	9	vs. North Texas (Sept. 15, 2018)
Punting Avg	56.8	at Colorado State (Sept. 8, 2018)
Long Punt	70	at Colorado State (Sept. 8, 2018)
Punts inside 20	5	vs. North Texas (Sept. 15, 2018)
Long Punt Return	90	vs. North Texas (Sept. 15, 2018)

2018 SEC RECAP

FINAL STANDINGS

EASTERN DIVISION	SEC	PCT.	PF	PA	OVERALL	PCT.	PF	PA	HOME	AWAY	NEUT	VS. DIV.	TOP 25	TOP 10	STREAK
#Georgia	7-1	.875	276	151	11-3	.786	530	269	7-0	3-1	1-2	6-0	4-3	2-1	L2
Kentucky	5-3	.625	146	132	10-3	.769	346	219	6-1	3-2	1-0	4-2	3-1	0-1	W3
Florida	5-3	.625	209	205	10-3	.769	455	260	5-2	4-0	1-1	3-3	3-1	2-1	W4
South Carolina	4-4	.500	230	243	7-6	.538	391	354	5-2	2-3	0-1	3-3	0-5	0-2	L1
Missouri	4-4	.500	247	196	8-5	.615	476	331	5-2	3-2	0-1	3-3	1-3	0-2	L1
Vanderbilt	3-5	.375	208	235	6-7	.462	370	346	5-2	1-4	0-1	1-5	0-4	0-2	L1
Tennessee	2-6	.250	162	289	5-7	.417	273	335	4-3	1-3	0-1	1-5	2-3	0-2	L2

WESTERN DIVISION	SEC	PCT.	PF	PA	OVERALL	PCT.	PF	PA	HOME	AWAY	NEUT	VS. DIV.	TOP 25	TOP 10	STREAK
^Alabama	8-0	1.000	374	113	14-1	.933	684	271	7-0	4-0	3-1	6-0	5-1	3-1	L1
Texas A&M	5-3	.625	242	251	9-4	.692	468	329	6-1	1-3	2-0	3-3	3-2	1-2	W4
LSU	5-3	.625	237	203	10-3	.769	421	283	6-1	2-2	2-0	4-2	5-3	4-1	W1
Mississippi State	4-4	.500	154	115	8-5	.615	371	171	6-1	2-3	0-1	4-2	2-2	1-2	L1
Auburn	3-5	.375	178	197	8-5	.615	402	249	5-2	1-3	2-0	3-3	2-3	1-2	W1
*Ole Miss	1-7	.125	176	328	5-7	.417	407	434	3-4	1-3	1-0	1-5	0-3	0-2	L5
Arkansas	0-8	.000	138	319	2-10	.167	260	417	2-5	0-4	0-1	0-6	0-4	0-2	L4

*NOTES: # - Eastern Division Champion;^- Western Division Champion; The SEC finished the season with a record eight teams ranked in the final CFP Top-25 Poll. vs. Top 25/Top 10 - Record vs. teams in Top 25/Top 10 (AP, USA Today) when game was played; Teams listed in alphabetical order unless tie-breaker applicable; * - Not eligible for postseason in 2018*

NCAA CHAMPIONSHIP

Clemson 44, Alabama 16
Attendance: 74,814 • TV: ESPN
Jan. 8 • Levi's Stadium • Santa Clara, Calif.
MVP: Trevor Lawrence, Trayvon Mullen (Clemson)

SEC BOWL RESULTS

ACADEMY SPORTS+OUTDOORS TEXAS BOWL
Baylor 45, Vanderbilt 38
Dec. 27 • NRG Stadium
Houston, Texas

FRANKLIN AMERICAN MORTGAGE MUSIC CITY BOWL
Auburn 63, Purdue 14
Dec. 28 • Nissan Stadium
Nashville, Tenn.

BELK BOWL
Virginia 28, South Carolina 0
Dec. 29 • Bank of America Stadium
Charlotte, N.C.

CHICK-FIL-A PEACH BOWL
Florida 41, Michigan 15
Dec. 29 • Mercedes-Benz Stadium
Atlanta, Ga.

CAPITAL ONE ORANGE BOWL SEMIFINAL
Alabama 45, Oklahoma 34
Dec. 29 • Hard Rock Stadium
Miami Gardens, Fla.

AUTOZONE LIBERTY BOWL
Oklahoma State 38, Missouri 33
Dec. 31 • Liberty Bowl Memorial
Memphis, Tenn.

TAXSLAYER GATOR BOWL
Texas A&M 52, NC State 13
Dec. 31 • EverBank Field
Jacksonville, Fla.

OUTBACK BOWL
Iowa 27, Mississippi 22
Jan. 1 • Raymond James Stadium
Tampa, Fla.

VRBO CITRUS BOWL
Kentucky 27, Penn State 24
Jan. 1 • Camping World Stadium
Orlando, Fla.

PLAYSTATION FIESTA BOWL
LSU 40, UCF 32
Jan. 1 • State Farm Stadium
Glendale, Ariz.

ALLSTATE SUGAR BOWL
Texas 28, Georgia 21
Jan. 1 • Mercedes-Benz Superdome
New Orleans, La.

ARKANSAS IN THE SEC & NATIONAL RANKINGS

CATEGORY	VALUE	SEC	NCAA
3rd Down Conversion Pct	.310	14	125
3rd Down Conversion Pct Defense	.383	10	60
4th Down Conversion Pct	.357	13	120
4th Down Conversion Pct Defense	.467	7	38
Blocked Kicks	1	9	85
Blocked Kicks Allowed	1	3	25
Blocked Punts Allowed	1	9	56
Completion Percentage	.546	13	106
Fewest Penalties	69	2	41
Fewest Penalties Per Game	5.8	4	54
Fewest Penalty Yards	622	3	47
Fewest Penalty Yards Per Game	51.8	5	58
First Downs Defense	259	11	68
First Downs Offense	219	13	114
Fumbles Lost	8	6	51
Fumbles Recovered	11	2	22
Kickoff Return Defense	21.0	6	71
Kickoff Returns	23.0	4	29
Net Punting	34.1	14	120
Passes Had Intercepted	18	14	124
Passes Intercepted	5	14	118
Passing Offense	192.3	12	97
Passing Yards Allowed	245.3	11	87
Passing Yards per Completion	11.4	13	103
Punt Return Defense	11.6	11	116
Punt Returns	10.1	7	49
Red Zone Defense	.825	7	59
Red Zone Offense	.838	9	68
Rushing Defense	167.8	11	70
Rushing Offense	143.4	13	98
Sacks Allowed	2.7	11	97
Scoring Defense	34.8	13	108
Scoring Offense	21.7	14	113
Tackles for Loss Allowed	7.4	13	117
Team Passing Efficiency	112.4	14	113
Team Passing Efficiency Defense	152.7	14	113
Team Sacks	2.2	8	61
Team Tackles for Loss	5.8	10	72
Time of Possession	29:51	10	67
Total Defense	413.2	11	79
Total Offense	335.7	13	117
Turnover Margin	-.8	14	119
Turnovers Gained	16	9	93
Turnovers Lost	26	14	117
Winning Percentage	.167	14	119

2018 SEC RECAP

COACHES' SEC AWARDS

OFFENSIVE PLAYER OF THE YEAR
Tua Tagovailoa, Alabama
DEFENSIVE PLAYER OF THE YEAR
Josh Allen, Kentucky
SPECIAL TEAMS PLAYER OF THE YEAR
Braden Mann, Texas A&M
FRESHMAN OF THE YEAR
Jaylen Waddle, Alabama
SCHOLAR-ATHLETE OF THE YEAR
Hale Hentges, Alabama
JACOBS BLOCKING TROPHY
Jonah Williams, Alabama
COACH OF THE YEAR
Mark Stoops, Kentucky

COACHES' ALL-SEC TEAMS

FIRST TEAM OFFENSE

TE	Jace Sternberger, Texas A&M
OL	Jonah Williams, Alabama
OL	Andrew Thomas, Georgia
OL	Greg Little, Ole Miss
OL	Bunchy Stallings, Kentucky
C	Lamont Gaillard, Georgia
WR	A.J. Brown, Ole Miss
WR	Jerry Jeudy, Alabama
QB	Tua Tagovailoa, Alabama
RB	Benny Snell, Kentucky
RB	Trayveon Williams, Texas A&M
AP	Deebo Samuel, South Carolina

FIRST TEAM DEFENSE

DL	Quinnen Williams, Alabama
DL	Jeffery Simmons, Mississippi State
DL	Jachai Polite, Florida
DL	Montez Sweat, Mississippi State
LB	Josh Allen, Kentucky
LB	Devin White, LSU
LB	Deshaun Davis, Auburn
DB	Deandre Baker, Georgia
DB	Grant Delpit, LSU
DB	Greedy Williams, LSU
DB	Deionte Thompson, Alabama

FIRST TEAM SPECIAL TEAMS

PK	Cole Tracy, LSU
P	Braden Mann, Texas A&M
RS	Deebo Samuel, South Carolina

SECOND TEAM OFFENSE

TE	Irv Smith Jr., Alabama
OL	Martez Ivey, Florida
OL	Alex Leatherwood, Alabama
OL	Deion Calhoun, Mississippi State
OL	Zack Bailey, South Carolina
C	Ross Pierschbacher, Alabama
WR	Deebo Samuel, South Carolina
WR	Emanuel Hall, Missouri
QB	Drew Lock, Missouri
RB	D'Andre Swift, Georgia
RB	Damien Harris, Alabama
AP	Lynn Bowden, Kentucky

SECOND TEAM DEFENSE

DL	Isaiah Buggs, Alabama
DL	Jonathan Ledbetter, Georgia
DL	Terry Beckner, Missouri
DL	Derrick Brown, Auburn
LB	Dylan Moses, Alabama
LB	Cale Garrett, Missouri
LB	Mack Wilson, Alabama
DB	CJ Henderson, Florida
DB	Johnathan Abram, Mississippi State
DB	Joejuan Williams, Vanderbilt
DB	DeMarkus Acy, Missouri

SECOND TEAM SPECIAL TEAMS

PK	Rodrigo Blankenship, Georgia
P	Joseph Charlton, South Carolina
RS	Mecole Hardman, Georgia

AP SEC AWARDS

COACH OF THE YEAR
Mark Stoops, Kentucky
OFFENSIVE PLAYER OF THE YEAR
Tua Tagovailoa, Alabama
DEFENSIVE PLAYER OF THE YEAR
Josh Allen, Kentucky
NEWCOMERS OF THE YEAR
Ke'Shawn Vaughn, Vanderbilt

AP ALL-SEC TEAMS

FIRST TEAM OFFENSE

QB	Tua Tagovailoa, Alabama
RB	Benny Snell, Kentucky
RB	Trayveon Williams, Texas A&M
OT	Greg Little, Ole Miss
OT	Jonah Williams, Alabama
OG	Bunchy Stallings, Kentucky
OG	Tre'Vour Wallace-Simms, Missouri
C	Ross Pierschbacher, Alabama
WR	A.J. Brown, Ole Miss
WR	Jerry Jeudy, Alabama
TE	Jace Sternberger, Texas A&M
AP	Deebo Samuel, South Carolina
K	Cole Tracy, LSU

FIRST TEAM DEFENSE

DE	Jachai Polite, Florida
DE	Montez Sweat, Mississippi State
DT	Quinnen Williams, Alabama
DT	Jeffery Simmons, Mississippi State
LB	Josh Allen, Kentucky
LB	Devin White, LSU
LB	Deshaun Davis, Auburn
CB	Deandre Baker, Georgia
CB	Greedy Williams, LSU
S	Grant Delpit, LSU
S	Johnathan Abram, Mississippi State
P	Braden Mann, Texas A&M

SECOND TEAM OFFENSE

QB	Drew Lock, Missouri
RB	D'Andre Swift, Georgia
RB	Ke'Shawn Vaughn, Vanderbilt
OT	Martez Ivey, Florida
OT	Andrew Thomas, Georgia
OG	Zack Bailey, South Carolina
OG	Hjalte Froholdt, Arkansas
C	Lamont Gaillard, Georgia
WR	Kalija Lipscomb, Vanderbilt
WR	Deebo Samuel, South Carolina
TE	Jared Pinkney, Vanderbilt
AP	Mecole Hardman, Georgia
K	Rodrigo Blankenship, Georgia

SECOND TEAM DEFENSE

DE	Isaiah Buggs, Alabama
DE	Raekwon Davis, Alabama
DT	Derrick Brown, Auburn
DT	Terry Beckner Jr., Missouri
LB	De'Jon Harris, Arkansas
LB	Erroll Thompson, Mississippi State
LB	D'Andre Walker, Georgia
CB	CameronDantzler, Mississippi State
CB	Joejuan Williams, Vanderbilt
S	Mike Edwards, Kentucky
S	Deionte Thompson, Alabama
P	Zach Von Rosenberg, LSU



DE'JON HARRIS paced the team in tackles for the second consecutive season in 2018, finishing with 118 total stops, making him the first Razorback since Jerry Franklin (2010-11) to do so in back-to-back years.

1964 NATIONAL CHAMPIONS

Without question, the proudest moment in the history of Arkansas Razorback football is the 1964 national championship. Head coach Frank Broyles led his 1964 team to an undefeated 10-0 regular season record and a 10-7 Cotton Bowl victory over Nebraska.

The 1964 national championship was historic not so much for who won but for when the title was awarded.

In 1964, seven different entities named a mythical national champion. The two most notable polls to fans at the time – The Associated Press and the United Press International – did not wait until after the bowl games to award their champion. Because of that, Alabama was named the national champ by the AP, UPI and Litkenhous groups. However, the Crimson Tide went on to lose 21-17 to Texas in the Orange Bowl and finish 10-1 on the year.

Arkansas remained the only undefeated team in the country at 11-0 with its victory over Nebraska. Two groups who waited until after the bowl games to name their champion – The Football Writers Association of America and the Helms Athletic Foundation – named Broyles' Razorbacks as national champs. Notre Dame and Michigan also were honored by lesser known polls. Both the AP (1965) and UPI (1974) eventually changed their procedure, choosing to wait until after the bowls to announce their final polls.



FIRST ROW (L-R): 1. Gary Robinson; 2. Ronnie Mac Smith; 3. Tom McKnelly; 4. Fred Marshall; 5. Jerry Welch; 6. Jim Finch; 7. Dick Hatfield; 8. Ken Hatfield; 9. Jim Lindsey; 10. Johnny Majors. **SECOND ROW:** 11. Bill Ferrell; 12. Randy Stewart; 13. Jerry Jones; 14. Mike Jordan; 15. Tommy Sain; 16. Bobby Roper; 17. Jim Williams; 18. Larry Watkins; 19. Loyd Phillips; 20. Bobby Burnett; 21. Lee Johnson; 22. Melvin Gibbs; 23. Glen Ray Hines; 24. Mike Bender; 25. Jim Mackenzie. **THIRD ROW:** 26. Lon Ferrell; 27. Merv Johnson; 28. Eddie Woodlee; 29. Martine Bercher; 30. Dick Cunningham; 31. Harry Jones; 32. Jimmy Johnson. **FOURTH ROW:** 33. Bobby Nix; 34. Richard Trail; 35. Tommy Burnett; 36. Guy Jones; 37. Joe Black; 38. Bill Gray; 39. Claud Smithey; 40. Jackie Brausuell; 41. Stu Berryhill; 42. Bobby Crockett; 43. Charles Daniel.

1964 GAME-BY-GAME

ARKANSAS 14, OKLAHOMA STATE 10
Sept. 19, 1964 • Little Rock, Ark.
- The Hogs earned 235 yards rushing including touchdown runs by Jim Lindsey and Bobby Burnett.
- Arkansas staged a 64-yard game-winning drive in the third quarter to secure the victory.

ARKANSAS 31, TULSA 22
Sept. 26, 1964 • Fayetteville, Ark.
- Arkansas scored 31 straight points after trailing 14-0 midway through the first quarter.
- Arkansas All-American linebacker Ronnie Caveness returned an interception for a touchdown and recovered a fumble in the win.

ARKANSAS 29, TCU 6
Oct. 3, 1964 • Fort Worth, Texas
- The Razorbacks intercepted TCU six times in the victory including two thefts by defensive halfback Bill Gray.
- Arkansas quarterback Fred Marshall threw for 157 yards and scored a rushing touchdown.

ARKANSAS 17, BAYLOR 6
Oct. 10, 1964 • Little Rock, Ark.
- Arkansas racked up 342 yards of total offense.
- The Hogs collected six Baylor turnovers including three interceptions and three fumble recoveries.

ARKANSAS 14, TEXAS 13
Oct. 17, 1964 • Austin, Texas
- Ken Hatfield's 81-yard punt return for a touchdown set the tone for the Arkansas victory.
- Arkansas linebacker Ronnie Caveness tallied 25 tackles against the Longhorns.

ARKANSAS 17, WICHITA STATE 0
Oct. 24, 1964 • Little Rock, Ark.
- Arkansas blanked the Shockers in the first of its school-record-tying five straight shutouts.
- Quarterback Fred Marshall ran for a score and passed to Jim Lindsey for another in the win.

ARKANSAS 17, TEXAS A&M 0
Oct. 31, 1964 • College Station, Texas
- The Arkansas defense limited Texas A&M to seven yards rushing in the final 30 minutes of the game.
- Arkansas offensive halfback Jack Brasuell scored twice on the ground in the win over the Aggies.

ARKANSAS 21, RICE 0
Nov. 7, 1964 • Fayetteville, Ark.
- Rice snapped the ball in Arkansas territory on only one play the entire game.
- Harry Jones returned an Owls' errant pass for a 35-yard touchdown.

ARKANSAS 44, SMU 0
Nov. 14, 1964 • Fayetteville, Ark.
- Arkansas racked up 340 yards in total offense.
- Ken Hatfield essentially cemented his national punt return crown by returning a punt 78 yards for a touchdown against the Ponies.

ARKANSAS 17, TEXAS TECH 0
Nov. 21, 1964 • Lubbock, Texas
- The Razorbacks tied a school record with their fifth straight shutout.
- Bobby Roper blocked two Texas Tech field goal attempts and recovered a fumble in the regular-season finale against the Red Raiders.

ARKANSAS 10, NEBRASKA 7
Jan. 1, 1965 • Cotton Bowl • Dallas, Texas
- The Hogs' victory coupled with a loss by Alabama in the Orange Bowl established Arkansas as the only undefeated team in the nation. Both The Football Writers Association of America and the Helms Athletic Foundation voted Arkansas the 1964 national champion.
- Arkansas trailed 7-3 before mounting an 80-yard scoring drive in the fourth quarter to secure the win and the national crown.

NATIONAL AWARD WINNERS



45 DARREN McFADDEN

Little Rock, Ark.
Running Back

McFADDEN'S HONORS

2007

- Walter Camp Player of the Year
- Doak Walker Award
- Heisman Trophy Runner-Up
- Unanimous First Team All-American (AFCA, AP, CBSSports.com, College Football News, FWAA, Phil Steele, Pro Football Weekly, Rivals.com, Sporting News, Walter Camp)
- Sporting News Player of the Year
- Maxwell Award Finalist
- SEC Coaches Offensive Player of the Year
- First Team All-SEC (AP, Coaches)

2006

- Doak Walker Award
- Heisman Trophy Runner-Up
- Consensus First Team All-American (AFCA, AP, CBSSports.com, FWAA, Rivals.com, Sports Illustrated, Pro Football Weekly, Scout.com, Walter Camp)
- Walter Camp Player of the Year Finalist
- Associated Press SEC Offensive Player of the Year
- SEC Coaches Offensive Player of the Year
- First Team All-SEC (AP, Coaches)
- SEC Co-Offensive Player of the Week (Nov. 24 vs. LSU)

2005

- First Team Freshman All-American (FWAA, College Football News, ESPN.com, Rivals.com, Scout.com, Sporting News)
- SEC Freshman of the Year (AP, Coaches, College Football News)
- First Team All-SEC (AP, Coaches)
- ESPN.com SEC Newcomer of the Year
- College Football News All-SEC Team
- ESPN.com All-SEC Team
- Scout.com All-SEC Team
- SEC All-Freshman Team (Coaches, Sporting News)

McFADDEN IN THE ARKANSAS RECORD BOOK

Category	Stat	Rank
Rushing Attempts	785	1
Rushing Yards	4,590	1
Rushing Touchdowns	41	2
100-Yard Rushing Games	22	1

2007 Walter Camp Player of the Year
2007 Doak Walker Award
2007 Sporting News Player of the Year
2007 Unanimous First Team All-American
2006 Doak Walker Award
2006 Consensus First Team All-American









NATIONAL AWARD WINNERS







McFADDEN'S QUICK HITS



- Ranks second on the SEC career rushing list with 4,590 yards.
- Only the second two-time winner of the Doak Walker Award (Ricky Williams, Texas, 1997-98).
- One of only three players in conference history to rush for 1,000 yards in his freshman, sophomore and junior seasons along with former Razorback Alex Collins and Georgia great Herschel Walker.
- Averaged 120.8 yards rushing per game during his career, which ranks third all-time in the SEC.
- Ranks second in the SEC in career all-purpose yards with 5,881 and third in career yards per game average with 154.8.
- Ranks fourth in the SEC in single-season all-purpose yardage with 2,310 in 2007.
- Owns the two highest rushing totals in school history with 1,830 yards in 2007 and 1,647 yards in 2006.
- Rushed for 100 yards or more a school-record 22 times in 38 career games, including 10 of 13 games in 2007.
- Averaged 129.8 yards per game in his career against ranked opponents (2,337 in 18 games).
- Boasted a rushing average of 120.8 per game in his Razorback career, including a 130.9 yard average in SEC games.

McFADDEN'S CAREER STATISTICS

		RUSHING			RECEIVING			PASSING					KICKOFF RETURNS			
	G/GS	ATT	YARDS	TD	REC	YARDS	TD	COMP	ATT	YARDS	TD	INT	NO.	YARDS	TD	LONG
2005	11/8	176	1,113	11	14	52	0	1	2	13	0	0	12	348	0	81
2006	14/14	284	1,647	14	11	149	1	7	9	69	3	1	10	262	1	92
2007	13/12	325	1,830	16	21	164	1	6	11	123	4	0	16	316	0	33
TOTAL	**38/34**	**785**	**4,590**	**41**	**46**	**365**	**2**	**14**	**22**	**205**	**7**	**1**	**38**	**926**	**1**	**92**

NATIONAL AWARD WINNERS



45 D.J. WILLIAMS

Little Rock, Ark.
Tight End

WILLIAMS' HONORS

2010
- John Mackey Award
- Disney Spirit Award
- Second Team All-American (Scout.com, Sports Illustrated)
- Third Team All-American (AP)
- First Team All-SEC (AP, Coaches)

2008
- First Team All-SEC (AP)

2007
- SEC All-Freshman Team

2010 John Mackey Award
2010 Disney Spirit Award





WILLIAMS' QUICK HITS

- Named the first Mackey Award winner in Arkansas history after becoming the school's first semifinalist in 2008.
- Finished the 2010 season with a team-leading 54 receptions for 627 yards and a career-high four touchdowns.
- Named to the All-SEC first team in 2010 after helping the Razorbacks be the only team in the country with a 3,000-yard passer, a 1,000-yard rusher and five 600-yard receivers.
- Finished his career with 152 receptions, at the time the second-highest total in school history and the most by a non-wide receiver, 1,855 receiving yards, which ranked eighth on the school's all-time list, and 10 touchdowns.
- Totaled three 100-yard receiving games in 2008, which is the most by a non-wide receiver in a season in school history.
- Tied with fellow tight end Hunter Henry for the most 100-yard receiving games by a non-wide receiver for a career in school history with four.

WILLIAMS' CAREER STATISTICS

		RECEIVING				
	G/GS	REC.	YDS.	AVG.	TD	LG
2007	13/2	5	94	18.8	0	28
2008	12/8	61	723	11.9	3	76
2009	13/9	32	411	12.8	3	69
2010	13/13	54	627	11.6	4	46
TOTAL	**51/32**	**152**	**1,855**	**12.2**	**10**	**76**





NATIONAL AWARD WINNERS



84 HUNTER HENRY

Little Rock, Ark.
Tight End

HENRY'S HONORS

2015
- John Mackey Award
- Consensus First Team All-American (AFCA, AP, Athlon, ESPN.com, Phil Steele, Sporting News, USA Today, Walter Camp)
- Second Team All-American (Sports Illustrated)
- First Team All-SEC (AP, Coaches, Athlon, Phil Steele, ESPN.com, USA Today)

2014
- Second Team All-SEC (Coaches)
- All-SEC Honorable Mention (AP)
- CFPA Tight End of the Week Honorable Mention (Nov. 1)

2013
- Freshman All-American (FWAA, Sporting News, Athlon, Phil Steele, College Football News)
- Second Team All-SEC (AP, Athlon, Phil Steele)
- SEC All-Freshman Team

2015 John Mackey Award
2015 Consensus First Team All-American



HENRY'S QUICK HITS

- Became the second Razorback to win the John Mackey Award – awarded annually to the most outstanding tight end in college football – joining D.J. Williams (2010) and making Arkansas the only school to produce multiple winners.
- Totaled four 100-yard receiving games, equaling Williams' program record by a tight end.
- 93 of his 116 career receptions resulted in a first down or touchdown, for a conversion rate of 80 percent.
- His receptions on third down passing plays resulted in a first down or touchdown 97.4 percent of the time (36 first downs, two touchdowns).
- Led all FBS tight ends with 739 yards receiving on 51 receptions in 2015.
- Did not drop a single pass during the 2015 season.
- Topped SEC tight ends in first down catches each of his three seasons.

HENRY'S CAREER STATISTICS

		RECEIVING				
	G/GS	REC.	YDS.	AVG.	TD	LG
2013	12/7	28	409	14.6	4	52
2014	13/10	37	513	13.9	2	38
2015	13/13	51	739	14.5	3	51
TOTAL	**38/30**	**116**	**1,661**	**14.3**	**9**	**52**





NATIONAL AWARD WINNERS



3 JOE ADAMS

Little Rock, Ark.
Wide Receiver

ADAMS' HONORS

2011

- Johnny "The Jet" Rodgers Award
- First Team All-American (Pro Football Weekly, FWAA, Sporting News)
- Second Team All-American (AP, Sports Illustrated, Walter Camp, Phil Steele)
- First Team All-SEC (AP, Coaches)
- SEC Special Teams Player of the Year
- Paul Hornung Award Finalist
- Best Play ESPY Award Winner for his 60-yard punt return touchdown vs. Tennessee
- SEC Special Teams Player of the Week (Sept. 3)

2009

- Second Team All-SEC (AP)

2011 Johnny "The Jet" Rodgers Award
2011 Consensus All-American







ADAMS' QUICK HITS

- Recorded four punt return touchdowns and averaged 16.89 yards per return in 2011.
- His touchdown total tied the single-season SEC record, and his average led the conference, ranked second in the NCAA and was the fourth-highest average in school history.
- Tied an SEC record with two punt return touchdowns in a game, a feat he accomplished in the season opener vs. Missouri State while breaking the Arkansas single-game punt return yardage record with 174.
- Concluded his career with five punt return touchdowns, tied for third in SEC history, and an average of 15.83 yards per punt return that ranks second all-time at Arkansas.
- Ranks third on Arkansas' all-time career receptions list with 164.
- Fifth in school history with 2,410 career receiving yards, seven career 100-yard receiving games and 17 career receiving touchdowns.

ADAMS' CAREER STATISTICS

		RECEIVING				PUNT RETURNS				KICKOFF RETURNS			
	G/GS	REC	YARDS	TD	LG	NO.	YARDS	AVG.	TD	NO.	YARDS	AVG.	TD
2008	12/7	31	377	1	33	0	0	0.0	0	1	20	20.0	0
2009	10/7	29	568	7	78	1	0	0.0	0	2	41	20.5	0
2010	12/4	50	813	6	85	16	249	15.6	1	4	63	15.8	0
2011	13/11	54	652	3	67	19	321	16.9	4	0	0	0	0
TOTAL	**47/29**	**164**	**2,410**	**17**	**85**	**36**	**570**	**15.8**	**5**	**7**	**124**	**17.7**	**0**

NATIONAL AWARD WINNERS



63 JONATHAN LUIGS

Little Rock, Ark.
Center

LUIGS' HONORS

2007
- Rimington Trophy
- Jacobs Blocking Trophy
- Consensus First Team All-American (FWAA, CBSSports.com, College Football News, Phil Steele, Rivals.com, Sporting News, Walter Camp)
- Second Team All-American (AP)
- First Team All-SEC (AP, Coaches)

2006
- Rimington Trophy Finalist
- Third Team All-American (AP)
- First Team All-SEC (AP, Coaches)

2005
- SEC All-Freshman Team

2007 Rimington Trophy
2007 Consensus First Team All-American









LUIGS' QUICK HITS

- Helped Arkansas lead the SEC and rank fourth in the nation in rushing (286.5), rank 17th in total offense (450.0) and 13th in scoring (37.3) in 2007.
- Helped clear the way for Darren McFadden, the Heisman Trophy runner-up and Doak Walker Award winner, to rush for 1,830 yards and 16 touchdowns and for All-American Felix Jones, who ran for 1,162 yards and 11 scores in 2007.
- In 2007, Arkansas set school records with 3,750 rushing yards on the season and ranked fourth in the nation, with 5,850 yards of total offense, and in scoring with 485 total points and 37.3 points per game.
- Led the offensive line with a 90.4 percent grade average including team-leading averages in run (86.1 percent) and pass (96.9 percent) blocking in 2007.
- Helped Arkansas lead the SEC and rank fourth in the nation in rushing.

NATIONAL AWARD WINNERS



70 LOYD PHILLIPS

Longview, Texas
Tackle

PHILLIPS' HONORS
1966
- Outland Trophy
- Consensus First Team All-American (AFCA, AP, FWAA, Sporting News, Walter Camp)
- First Team All-SWC

1965
- Consensus First Team All-American (AFCA, AP, Walter Camp)
- First Team All-SWC

1964
- First Team All-SWC

1966 Outland Trophy
1966 Consensus First Team All-American
1965 Consensus First Team All-American



PHILLIPS' QUICK HITS

- Finished his career with 304 tackles, including a 22-tackle performance against Tulsa.
- Made 100 stops in 1965 and 97 in 1966.





64 BILL "BUD" BROOKS

Wynne, Ark.
Guard/Defensive Tackle

BROOKS' HONORS
1954
- Outland Trophy
- Consensus First Team All-American (AFCA, AP, FWAA, Walter Camp)
- First Team All-SWC

1954 Outland Trophy
1954 Consensus First Team All-American



BROOKS' QUICK HITS

- Helped the Hogs win the SWC championship with an 8-3 record and earn a trip to the 1955 Cotton Bowl against Georgia Tech.
- MVP of the south team in the Senior Bowl.

GROUP TICKETS

SOCCER & VOLLEYBALL

10 OR MORE TICKETS	$2 EACH
KIDS 17 AND UNDER	FREE





FOR MORE INFORMATION OR TO PURCHASE TICKETS:

ARKANSASRAZORBACKS.COM | 800.982.HOGS(4647)

HOW DO YOU MEASURE DEVOTION TO A TEAM?

Who has more devotion? The fan in front or the one in the nosebleeds?
The team's star or the player who faithfully rides the bench?

In college sports, passion and loyalty take many forms, and
Learfield IMG College is proud to support them all.

From marketing and licensing, to broadcast and events,
Learfield IMG College has you covered.

**For sponsorship and marketing opportunities contact
your local campus team with Learfield IMG College today!**

Learfield | IMG College

ALL-AMERICANS

FIRST TEAM

1929
Wear Schoonover, End — GR, NYS

1936
Jack Robbins, QB — AABF

1937
Jim Benton, End — NANA

1948
Clyde Scott, TB — AFCA, AP

1954
Bud Brooks, OG/DT — AFCA, AP, FWAA, WC

1959
Jim Mooty, Back — AP

1960
Wayne Harris , LB — FWAA

1961
Lance Alworth, Back — FWAA

1962
Billy Moore, QB — FWAA

1963
Ronnie Caveness, LB — FN

1964
Ronnie Caveness, LB — AFCA, AP, FWAA, NEA, SN

1965
Glen Ray Hines, OT — AFCA, AP, FWAA, WC
Bobby Crockett, End — FWAA
Loyd Phillips, DT — AFCA, AP, WC

1966
Martine Bercher, S — AFCA, UPI
Loyd Phillips, DT — AFCA, AP, FWAA, SN, WC

1968
Jim Barnes, OG — AP

1969
Rodney Brand, C — AP, FWAA, WC
Cliff Powell, LB — AFCA
Chuck Dicus, End — AFCA

1970
Bruce James, DE — FWAA
Dick Bumpas, DT — AP
Chuck Dicus, End — AFCA, AP, WC
Bill McClard, K — AFCA

1971
Bill McClard, K — FWAA, SN

1976
Steve Little, K/P — AFCA

1977
Leotis Harris, OG — AFCA, AP, WC
Steve Little, K/P — AFCA, FWAA, SN

1978
Dan Hampton, DT — AFCA
Jimmy Walker, DT — FWAA

1979
Greg Kolenda, OT — AFCA, AP, FWAA, WC

1981
Bruce Lahay, K/P — FWAA
Billy Ray Smith Jr., DE — AFCA, AP, FWAA, SN, WC



A finalist for the Outland Trophy and Lombardi Award as a junior in 2003, **SHAWN ANDREWS** was also named the SEC's Offensive Player of the Year by College Football News and won the Jacobs Trophy as the SEC's best blocker for the second straight season.



A first-team All-American and the nation's top-graded center by Pro Football Focus in 2016 and 2017, **FRANK RAGNOW** was a three-year starter for the Razorbacks and team captain as a senior. He played in 42 games with 33 consecutive starts, participating in 2,603 snaps and never allowing a sack.

1982
Steve Korte, OG — AFCA, AP, FWAA, SN
Billy Ray Smith Jr., DE — AFCA, AP, FWAA, SN, WC

1983
Ron Faurot, DE — UPI

1986
Greg Horne, P — AFCA

1987
Tony Cherico, NG — AFCA

1988
Wayne Martin, DT — AP, FWAA, SN
Kendall Trainor, K — AFCA, AP, SN, WC

1989
Jim Mabry, OT — AFCA, AP, WC

1998
Brandon Burlsworth, OG — FN

2001
Jermaine Petty, LB — AAFF, AFCA

2002
Ken Hamlin, FS — CFN
Shawn Andrews, OT — AFCA, CFN, CNNSI, ESPN.com, FWAA, SN

2003
Shawn Andrews, OT — AFCA, AP, CFN, CNNSI, ESPN.com, FWAA, SN, WC

2005
Felix Jones, KR/RB — CFN

2006
Darren McFadden, RB — AFCA, AP, CBS, FWAA, PFW, SI, Scout, WC

2007
Jonathan Luigs, C — CBS, CFN, FWAA, PS, Rivals, SN, WC
Felix Jones, KR/RB — PS, Rivals, Scout, WC
Darren McFadden, RB — AFCA, AP, CBS, CFN, FWAA, PFW, PS, Rivals, SN, WC

2011
Joe Adams, PR/AP — PFW, FWAA, SN

2013
Travis Swanson, C — USA Today

2015
Hunter Henry, TE — AFCA, AP, Athlon, ESPN.com, PS, SN, USA Today, WC
Sebastian Tretola, OG — SI

2016
Frank Ragnow, OL — PFF

2017
Frank Ragnow, OL — CBS, PFF

ALL-AMERICANS

CONSENSUS ALL-AMERICANS

1948
Clyde Scott, Back

1954
Bud Brooks, OG/DT

1965
Glen Ray Hines, OT
Loyd Phillips, DT

1966
Loyd Phillips, DT

1968
Jim Barnes, OG

1969
Rodney Brand, C

1970
Dick Bumpas, DT

1977
Leotis Harris, OG
Steve Little, K/P

1979
Greg Kolenda, OT

1981
Billy Ray Smith Jr., DE

1982
Steve Korte, OG
Billy Ray Smith Jr., OG

1988
Wayne Martin, DT
Kendall Trainor, K

1989
Jim Mabry, OT

2002
Shawn Andrews, OT

2003
Shawn Andrews, OT

2006
Darren McFadden, RB

2007
Jonathan Luigs, C
Felix Jones, KR/RB
Darren McFadden, RB

2011
Joe Adams, PR/AP

2015
Hunter Henry, TE

BOLD indicates unanimous selection

OTHER ALL-AMERICANS

1929
Wear Schoonover, End 2nd (UPI), 3rd (AP, INS)

1937
Jim Benton, End 2nd (ChP), 3rd (AP, CP)

1959
Jim Mooty, Back 3rd (NEA)

1979
Ish Ordonez, K 2nd (UPI)

1998
Brandon Burlsworth, OG 2nd (AP)

1999
Kenoy Kennedy, FS 3rd (AP)
Anthony Lucas, SE 3rd (AP)

2006
Jonathan Luigs, C 3rd (AP)
Stephen Parker, OG 2nd (SN)
Tony Ugoh, OT 2nd (Rivals), 3rd (AP)

2007
Felix Jones, KR/RB 2rd (AP)
Jonathan Luigs, C 2nd (AP)
Robert Felton, OG 2nd (AP, PS, Rivals)

2010
D.J. Williams, TE 2nd (Scout, SI), 3rd (AP)

2011
Joe Adams, PR/AP 2nd (AP, PS, SI, WC)

2012
Cobi Hamilton, WR 3rd (AP, PS)

2013
Travis Swanson, C 2nd (CSM), 4th (PS)

2015
Alex Collins, RB 3rd (Athlon), 4th (PS)
Hunter Henry, TE 2nd (SI)
Sebastian Tretola, OG 2nd (AP, Athlon, SN)

2016
Frank Ragnow, OL 4th (PS)
Dan Skipper, OL 2nd (AFCA)

2017
Frank Ragnow, OL 2nd (FWAA, PS), 3rd (AP)



In addition to winning the 2015 John Mackey Award, **HUNTER HENRY** earned first-team All-America nods from four of the five outlets used to determine which players receive consensus status – AFCA, Associated Press, The Sporting News and the Walter Camp Football Foundation.

AWARD ORGANIZATION LEGEND

AABF	All-America Board of Football
AAFF	All-American FB Foundation
AFCA	American FB Coaches Association
AP	Associated Press
CBS	CBSSports.com
CFN	College Football News
ChP	Charles Parker
CNNSI	CNN Sports Illustrated
CP	Central Press
FN	Football News
FWAA	Football Writers Association of America
GR	Grantland Rice
INS	International News Service
NANA	North American Newspaper Alliance
NEA	Newspaper Enterprise Association
NYS	New York Sun
PFF	Pro Football Focus
PFW	Pro Football Weekly
PS	Phil Steele College Football
SI	Sports Illustrated
SN	Sporting News
UPI	United Press International
WC	Walter Camp Foundation

ALL-SEC SELECTIONS

FIRST TEAM

1992

Kirk Botkin, TE	Coaches
Pete Raether, P	AP

1993

Henry Ford, DE	AP, Coaches
Orlando Watters, CB	Coaches

1995

Madre Hill, RB	AP, Coaches
Mark Smith, LB	AP, Coaches
Steven Conley, DE	Coaches

1998

Brandon Burlsworth, OG	AP, Coaches
Melvin Bradley, NG	Coaches
Zac Painter, S	AP, Coaches

1999

Anthony Lucas, WR	AP
Kenoy Kennedy, FS	Coaches

2000

Quinton Caver, LB	AP, Coaches

2001

Jermaine Petty, LB	AP
Ken Hamlin, FS	AP

2002

Fred Talley, RB	Coaches
Ken Hamlin, FS	AP, Coaches
Shawn Andrews, OT	AP, Coaches

2003

Ahmad Carroll, CB	Coaches
Cedric Cobbs, RB	AP, Coaches
Shawn Andrews, OT	AP, Coaches
Tony Bua, LB/FS	Coaches

2004

Jeb Huckeba, DE	Coaches

2005

Darren McFadden, RB	AP, Coaches

2006

Chris Houston, CB	AP
Darren McFadden, RB	AP, Coaches
Jamaal Anderson, DE	AP, Coaches
Jonathan Luigs, C	AP, Coaches
Keith Jackson, DT	AP
Sam Olajubutu, LB	AP, Coaches
Tony Ugoh, OT	AP, Coaches
Zac Tubbs, OT	Coaches



KEN HAMLIN left as Arkansas' record holder for career tackles with 381. In 2000, he became the first Razorback freshman to lead the team in tackles before becoming a first-team All-American in 2002 and a two-time All-SEC first team (2001, '02) choice.



JARIUS WRIGHT became one of three Razorback wide receivers to top the 1,000-yard plateau for a single season when he totaled 1,117 receiving yards in 2011. He finished his career as Arkansas' all-time leading receiver with 2,934 yards.

2007

Darren McFadden, RB	AP, Coaches
Felix Jones, RB/KR	AP, Coaches
Jonathan Luigs, C	AP, Coaches
Mitch Petrus, OG	Coaches
Robert Felton, OG	AP, Coaches

2008

D.J. Williams, TE	AP

2009

Mitch Petrus, OG	AP, Coaches

2010

D.J. Williams, TE	AP, Coaches
DeMarcus Love, OT	AP, Coaches
Knile Davis, RB	AP

2011

Jake Bequette, DE	Coaches
Jarius Wright, WR	AP, Coaches
Joe Adams, WR/PR	AP, Coaches
Tyler Wilson, QB	AP, Coaches

2012

Cobi Hamilton, WR	AP, Coaches

2013

Travis Swanson, C	AP

2014

Martrell Spaight, LB	AP, Coaches

2015

Hunter Henry, TE	AP, Coaches
Sebastian Tretola, OG	AP, Coaches

2016

Dan Skipper, OL	AP, Coaches
Rawleigh Williams III, RB	AP

ALL-SEC SELECTIONS

SECOND TEAM

1992
Kirk Botkin, TE — AP
Pete Raether, P — Coaches
Orlando Watters, CB — Coaches

1993
Kirk Botkin, TE — AP
Isaac Davis, OG — Coaches

1995
Tracy Cantlope, CB — Coaches
Steven Conley, DE — AP
Verl Mitchell, OG — AP, Coaches
Junior Soli, NG — AP, Coaches

1996
Melvin Bradley, NG — Coaches
Russ Brown, OG — Coaches
C.J. McLain, DE — Coaches

1997
Melvin Bradley, NG — AP, Coaches
Brandon Burlsworth, OG — AP, Coaches

1998
Melvin Bradley, NG — AP
Kenoy Kennedy, FS — AP
Todd Latourette, K — AP, Coaches
Anthony Lucas, WR — AP, Coaches
C.J. McLain, DE — AP
Clint Stoerner, QB — AP

1999
David Barrett, CB — AP, Coaches
Joe Dean Davenport, TE — Coaches
Kenoy Kennedy, FS — AP
Anthony Lucas, WR — Coaches
Clint Stoerner, QB — AP
Bobbie Williams, OT — Coaches

2000
Richie Butler, P — AP, Coaches

2001
Shawn Andrews, OT — AP
Tony Bua, LB/FS — AP
Carlos Hall, DE — AP
Kenny Sandlin, C — AP
Fred Talley, RB — Coaches

2002
Tony Bua, LB/FS — AP, Coaches
Ahmad Carroll, CB — Coaches
Fred Talley, RB — AP

2003
Tony Bua, LB/FS — AP
Caleb Miller, LB — AP, Coaches
Jason Peters, TE — Coaches
George Wilson, SE — AP

2004
Matt Jones, QB — Coaches

2005
Keith Jackson, DT — AP
Felix Jones, RB/KR — Coaches
Sam Olajubutu, LB — AP
Kyle Roper, C — AP

2006
Felix Jones, RB/KR — AP, Coaches
Stephen Parker, OG — AP

2007
Nate Garner, OT — AP, Coaches
Michael Grant, FS — AP, Coaches
Marcus Harrison, DT — AP
Matt Hewitt, SS — AP



In 2013, **ALEX COLLINS** became the first freshman in SEC history to begin his career with three straight 100-yard rushing games and the first true freshman in the FBS since Oklahoma's Adrian Peterson in 2004.

2008
Jeremy Davis, P — AP
Jonathan Luigs, C — AP, Coaches
Malcolm Sheppard, DE — AP, Coaches
Michael Smith, RB — AP, Coaches
D.J. Williams, TE — Coaches

2009
Joe Adams, WR/PR — AP
Ryan Mallett, QB — AP, Coaches
Malcolm Sheppard, DE — AP, Coaches
D.J. Williams, TE — Coaches

2010
Jake Bequette, DE — AP, Coaches
Knile Davis, RB — Coaches
Jerry Franklin, LB — Coaches
Ryan Mallett, QB — AP, Coaches
Tramain Thomas, S — AP

2011
Alvin Bailey, OG — AP, Coaches
Dylan Breeding, P — AP, Coaches
Jerry Franklin, LB — AP, Coaches
Dennis Johnson, RB — AP

2012
Dylan Breeding, P — AP, Coaches
Travis Swanson, C — AP

2013
Trey Flowers, DE — Coaches
Hunter Henry, TE — AP
Zach Hocker, K — AP
Chris Smith, DE — Coaches
Travis Swanson, C — Coaches

2014
Trey Flowers, DE — Coaches
Hunter Henry, TE — Coaches
Darius Philon, DT — AP
Jonathan Williams, RB — AP

2015
Dan Skipper, OT — AP, Coaches
Alex Collins, RB — AP, Coaches
Drew Morgan, WR — AP

2016
Frank Ragnow, OL — AP
Rawleigh Williams III, RB — Coaches

2017
Frank Ragnow, OL — AP
De'Jon Harris, LB — AP

2018
Hjalte Froholdt, OL — AP
De'Jon Harris, LB — AP

ALL-FRESHMAN TEAM

1992 Oscar Malone, RB
1993 Don Struebing, C
Mark Smith, LB
1994 Matt Wait, P
1995 Anthony Lucas, WR
Russ Brown, OL
1996 D.J. Cooper, DL
1997 Randy Garner, LB
Quentin Caver, LB
1998 Carlos Hall, DL
Orlando Green, DB
1999 Cedric Cobbs, RB
Richie Butler, P
2000 Richard Smith, WR
Caleb Miller, LB
Ken Hamlin, DB
2001 Shawn Andrews, OL
Jeb Huckeba, LB
Ahmad Carroll, DB
2004 Marcus Monk, WR
Robert Felton, OL
Matt Gilbow, OL
Jeremy Davis, P
2005 Jonathan Luigs, OL
Casey Dick, QB
Darren McFadden, RB*
Freddie Fairchild, LB
Felix Jones, RS
2006 Ben Cleveland, TE
Damian Williams, WR
Wendel Davis, LB
2007 D.J. Williams, TE
Damario Ambrose, DL
Freddy Burton, LB
Alex Tejada, PK
2008 Grant Cook, OL
Jake Bequette, DL
Zach Stadther, DL
Jerry Franklin, LB
Dennis Johnson, RS
2009 Tenarius Wright, DL
2010 Alvin Bailey, OL
Travis Swanson, C
Byran Jones, DL
Zach Hocker, PK
2011 Trey Flowers, DL
Tevin Mitchell, DB
Marquel Wade, RS
2012 A.J. Turner, LB
Otha Peters, LB
Rohan Gaines, DB
2013 Hunter Henry, TE
Denver Kirkland, OL
Alex Collins, RB*
Darius Philon, DL
2014 Frank Ragnow, C
2015 Dre Greenlaw, LB
Rawleigh Williams III, RB
2016 McTelvin Agim, DL
De'Jon Harris, LB
2017 De'Vion Warren, RS

* Freshman of the Year

SEC WEEKLY AWARDS

OFFENSIVE

1992
Todd Wright (Oct. 10)

1995
Madre Hill (Sept. 9)
Madre Hill (Sept. 30)
Madre Hill (Oct. 28)

1999
Clint Stoerner (Oct. 30)
Clint Stoerner (Co) (Nov. 13)

2002
Fred Talley (Oct. 14)

2003
Cedric Cobbs (Sept. 6)
Cedric Cobbs (Sept. 27)

2006
Darren McFadden (Co) (Nov. 24)

2007
Darren McFadden (Nov. 3)
Casey Dick (Nov. 17)
Darren McFadden (Nov. 23)

2008
Michael Smith (Oct. 11)
Casey Dick (Nov. 1)

2009
Ryan Mallett (Nov. 7)
Ryan Mallett (Nov. 21)

2010
Ryan Mallett (Sept. 18)
Ryan Mallett (Oct. 30)
Knile Davis (Nov. 6)

2011
Tyler Wilson (Co) (Oct. 1)
Jarius Wright (Co) (Oct. 1)
Dennis Johnson (Oct. 22)
Tyler Wilson (Nov. 19)

2012
Cobi Hamilton (Co) (Sept. 22)

2014
Alex Collins (Sept. 13)

2015
Brandon Allen (Nov. 7)



RAWLEIGH WILLIAMS III became just the 13th running back in SEC history to win the league's Offensive Player of the Week honor three times in a season. His third SEC weekly award of 2016 came after a career-high 205 rushing yards and four touchdowns in a win at Mississippi State.

2016
Austin Allen (Sept. 10)
Rawleigh Williams III (Oct. 15)
Rawleigh Williams III (Co) (Nov. 5)
Rawleigh Williams III (Nov. 19)

DEFENSIVE

1992
Orlando Watters (Sept. 12)
Kelvin Knight (Oct. 10)

1993
Darwin Ireland (Oct. 2)
Orlando Watters (Nov. 27)

1995
Mark Smith (Sept. 16)
Steven Conley (Nov. 4)

1998
Jeromy Flowers (Sept. 26)
Kenoy Kennedy (Nov. 7)
David Barrett (Nov. 28)

2000
Quinton Caver (Sept. 23)
Quinton Caver (Nov. 16)
Quinton Caver (Nov. 23)

2001
Ken Hamlin (Sept. 1)
Jermaine Petty (Nov. 3)

2002
Tony Bua (Sept. 9)
Ken Hamlin (Dec. 2)

2003
Caleb Miller (Sept. 13)
Arrion Dixon (Nov. 1)
Tony Bua (Nov. 8)

2006
Randy Kelly (Sept. 23)
Chris Houston (Nov. 18)

2010
Tramain Thomas (Oct. 9)
Jerry Franklin (Nov. 20)
Jerico Nelson (Nov. 27)

2011
Jerry Franklin (Co) (Oct. 29)

2014
Martrell Spaight (Co) (Nov. 15)

SPECIAL TEAMS

2002
Tom Crowder (Oct. 28)
David Carlton (Nov. 11)

2004
Pierre Brown (Nov. 20)

2006
Felix Jones (Oct. 21)
Anthony Brown (Nov. 4)

2007
Felix Jones (Sept. 1)

2009
Dennis Johnson (Co) (Sept. 5)
Dennis Johnson (Oct. 10)

2010
Joe Adams (Oct. 23)

2011
Joe Adams (Sept. 3)
Zach Hocker (Oct. 29)
Dennis Johnson (Nov. 5)
Joe Adams (Nov. 12)

2012
Zach Hocker (Tri) (Oct. 13)

2013
Alan D'Appollonio (Sept. 14)
Sam Irwin-Hill (Oct. 12)

2014
Sam Irwin-Hill (Nov. 22)

2016
Dan Skipper (Co) (Oct. 3)

2017
De'Vion Warren (Oct. 28)

SEC WEEKLY AWARDS

OFFENSIVE LINEMAN

2004
Kyle Roper (Nov. 13)

2006
Jonathan Luigs (Oct. 7)
Stephen Parker (Oct. 28)
Tony Ugoh (Nov. 11)

2007
Jonathan Luigs (Oct. 20)
Mitch Petrus (Nov. 3)
Nate Garner (Nov. 17)

2009
Mitch Petrus (Oct. 31)

2010
DeMarcus Love (Nov. 20)

2011
Alvin Bailey (Sept. 10)

2014
Sebastian Tretola (Oct. 25)
Dan Skipper (Nov. 15)

2015
Sebastian Tretola (Oct. 3)
Mitch Smothers (Oct. 31)
Dan Skipper (Nov. 14)

2016
Dan Skipper (Sept. 10)
Frank Ragnow (Sept. 17)
Dan Skipper (Co) (Nov. 19)

DEFENSIVE LINEMAN

2004
Arrion Dixon (Sept. 5)
Jeremy Harrell (Sept. 25)

2005
Jamaal Anderson (Nov. 19)

2006
Jamaal Anderson (Oct. 7)
Keith Jackson (Oct. 14)

2007
Damario Ambrose (Sept. 29)

2008
Adrian Davis (Oct. 11)



The only player in program history to win SEC Defensive Player of the Week multiple times in a season, **QUINTON CAVER** earned the honors three times in 2000. His final weekly honor in 2000 came after a 14-3 win over No. 24 LSU at War Memorial Stadium where he had a 33-yard interception return for a touchdown.

2009
Tenarius Wright (Oct. 3)

2011
Jake Bequette (Co) (Nov. 5)

2012
Chris Smith (Co) (Sept. 1)
Trey Flowers (Oct. 6)
Chris Smith (Co) (Nov. 3)

2013
Trey Flowers (Aug. 31)
Chris Smith (Sept. 21)

2014
Trey Flowers (Sept. 20)
Darius Philon (Nov. 22)

2015
Deatrich Wise Jr. (Nov. 27)

2016
Deatrich Wise Jr. (Sept. 3)

FRESHMAN

2005
Felix Jones (Sept. 3)
Darren McFadden (Oct. 15)
Darren McFadden (Oct. 22)
Casey Dick (Nov. 12)

2006
Mitch Mustain (Sept. 16)

2008
Joe Adams (Sept. 6)
Dennis Johnson (Nov. 28)

2011
Tevin Mitchell (Oct. 8)

2013
Alex Collins (Sept. 7)
Alex Collins (Sept. 14)

2015
Dre Greenlaw (Oct. 24)
Dre Greenlaw (Nov. 14)

2017
Chase Hayden (Aug. 31)
Cole Kelley (Oct. 28)

ALL-SWC SELECTIONS (1915-91)

(First team selections only)

HB	Gary Adams (1966-68)
B	Lance Alworth (1960-61)
RB	Gary Anderson (1982)
S	Steve Atwater (1986, 1988)
HB	Herman Bagby (1924)
E	Alton Baldwin (1946)
G	Jim Barnes (1968)
WR	Teddy Barnes (1975)
FB	Garland Beavers (1928)
G	Mike Bender (1965)
E	Jim Benton (1936-37)
T	W.R. Benton Jr. (1934)
C	Jay Bequette (1982)
S	Martine Bercher (1966)
E	Clifford Blackburn (1924)
LB	Mike Boschetti (1970)
HB	Danny Brabham (1962)
HB	Jesse Branch (1962)
C	Rodney Brand (1968-69)
HB	Jack Brasuell (1965-66)
QB	Jon Brittenum (1965-66)
DT	Bud Brooks (1954)
DT	Dick Bumpas (1970)
DT	Earl Buckingham (1982)
TB	Bill Burnett (1969-70)
B	Bobby Burnett (1965)
TB	Tommy Burnett (1966)
S	Bo Busby (1975)
QB	Ron Calcagni (1977)
NG	Mike Campbell (1975)
E	Preston Carpenter (1955)
LB	Ronnie Caveness (1963-64)
NG	Tony Cherico (1985-87)
K	Tommy Cheyne (1975)
OG	Freddie Childress (1986, 1988)
T	John Childress (1961)
QB	George Cole (1927)
C	James Coleman (1919)
E	Jimmy Collier (1960-61)
CB	Anthoney Cooney (1989)
G	David Cooper (1967)
E	Charles Corgan (1923)
TB	Ben Cowins (1976-78)
P	Steve Cox (1979-80)
C	Elbert Crawford (1989)
QB	Steve Creekmore Sr. (1910)
E	Bobby Crockett (1965)
T	Dick Cunningham (1966)
FB	Jack Dale (1930)
QB	Gene Davidson (1917, 1919)
RB	David Dickey (1966, 67)
E	Chuck Dicus (1968-70)
E	Jay Donathan (1957)
G	Jerry Dossey (1969)
HB	Kay Eakin (1939)
RB	Jerry Eckwood (1975)
OG	Marcus Elliott (1983-84)
T	Dan Estes (1913)
FS	Kevin Evans (1979-80)
WR	Robert Farrell (1979)
DE	Ron Faurot (1983)
QB	Joe Ferguson (1971)
RB	Ike Forte (1974-75)
LB	Lynn Garner (1968)
G	Dean Garrett (1961)
C	Melvin Gibbs (1966)
C	Bob Griffin (1951)
QB	Quinn Grovey (1988)
DT	Dan Hampton (1978)
E	Hartford Hamilton (1966-67)
OG	Ronnie Hammers (1970)
T	Dave Hanner (1950-51)
E	Harry Hansard (1921)
OG	Leotis Harris (1977)
LB	Wayne Harris (1959-60)
HB	Ken Hatfield (1964)
C	Mark Henry (1991)
T	Glen Ray Hines (1964-65)
T	Percy Hinton (1912)
C	Phil Huntly (1911)
LB	Larry Jackson (1977-78)
T	Charlie Jamerson (1921)
E	Bruce James (1970)
CB	Michael James (1991)
T	Gus Japp (1925)
G	Jim Johnson (1964)
WB	Harry Jones (1965)
E	Ronnie Jones (1971)
DE	Ivan Jordan (1973-75)
OT	Mike Kelson (1970-71)
T	Rick Kersey (1969)
OT	Greg Koch (1975)
OT	Greg Kolenda (1978-79)
OG	Steve Korte (1981-82)
C	Richard LaFargue (1975)
K	Bruce Lahay (1981)
E	Jerry Lamb (1963-64)
S	Greg Lasker (1985)
K	Steve Little (1974-75, 1977)
T	Charles Lively (1946)
DB	Vaughn Lusby (1977-78)
OT	Jim Mabry (1988-89)
QB	Fred Marshall (1964)
DB	Patrick Martin (1977)
DT	Wayne Martin (1988)
HB	Russell May (1913)
T	Jerry Mazzanti (1962)
LB	Hal McAfee (1975)
K	Bill McClard (1970-71)
QB	Lamar McHan (1951-53)
DE	Johnnie Meadors (1975)
T	John Measel (1933)
FB	Clinton Milford (1909)
OT	Alfred Mohammed (1982)
B	Billy Moore (1962)
FB	Henry Moore (1954-55)
DB	Jerry Moore (1970)
B	Jim Mooty (1958-59)
QB	Bill Montgomery (1970)
TE	Pat Morrison (1970)
TB	Dickey Morton (1972-73)
FB	Tom Murphy (1933)
FB	Gerald Nesbitt (1956-57)
K	Ish Ordonez (1979-80)
OLB	Kerry Owens (1988)
OG	Limbo Parks (1985)
G	Leon Pense (1943)
T	Stanley Phillips (1909)
T	Loyd Phillips (1964-66)
LB	Cliff Powell (1968-69)
G	Tom Reed (1971-72)
E	Mike Reppond (1971)
C	Ron Revard (1971)
DT	Jon Rhiddlehoover (1973)
LB	Danny Rhodes (1971, 1973)
NG	Richard Richardson (1982)
QB	Jack Robbins (1936)
E	Bobby Roper (1965)
E	Glen Rose (1927)
E	Paul Rucker (1933)
T	Ernest Ruple (1967)
E	Floyd Sagely (1953)
S	Howard Sampson (1977)
QB	Kevin Scanlon (1979)
E	Wear Schoonover (1929)
E	Mike Schumchyk (1944)
T	Brad Scott (1926)
B	Clyde Scott (1946-48)
DT	Michael Shepherd (1988-89)
SE	James Shibest (1984, 1986)
OT	Gerald Skinner (1975-76)
T	Billy Ray Smith Sr. (1956)
DE	Billy Ray Smith Jr. (1981-82)
DB	Rollen Smith (1973)
C	Bill Spivey (1934)
OG	George Stewart (1979)
C	Randy Stewart (1965)
HB	Terry Stewart (1969)
OG/C	R.C. Thielemann (1975-76)
G	Ray Trail (1962)
K	Kendall Trainor (1988)
HB	Tommy Trantham (1965-67)
G	Clyde Van Sickle (1928)
DT	Jimmy Walker (1975-78)
CB	Danny Walters (1982)
T	Jim Williams (1964-65)
LB	Rickey Williams (1987)
HB	Ben Winkelman (1921)
TE	Billy Winston (1988)
K	Todd Wright (1989)
CB	Kevin Wyatt (1984)
LB	Bert Zinamon (1983)



BILLY RAY SMITH SR. earned first-team All-Southwest Conference honors in 1956.



BILLY RAY SMITH JR. made the All-SWC first team in 1981 and '82.



LAMAR McHAN, who led the SWC in passing in 1953, was a three-time All-Southwest Conference selection from 1951-53.

RETIRED NUMBERS

The ultimate honor is to have your jersey number retired, and in the 122 years the Razorbacks have been on the football field, only two players have had the honor bestowed upon them. Clyde Scott (No. 12) and Brandon Burlsworth (No. 77) have worn numbers no future Razorback will ever wear.



12 CLYDE "SMACKOVER" SCOTT

(1946-49)

Following a glamorous career in the 1940s, the athletic department decided to retire No. 12. Nicknamed "Smackover" for his hometown, Clyde Scott made a name for himself in 1948, winning the silver medal in the hurdles at the Olympic Games in August and then reporting to football practice where he would earn All-America honors during his senior year.

Scott rushed for 1,463 yards during his career for a school record at the time. In 1948 he had an impressive 7.0 yards-per-carry average, gaining 670 yards on 95 attempts. Scott was the first Razorback athlete to win an Olympic medal as most of Arkansas' track success didn't come until 1978 with the arrival of John McDonnell.

When Arkansas was recruiting Steve Little, coach Frank Broyles asked Scott if Little could wear his retired No. 12. Scott graciously agreed and Little went on to an All-American career. Scott passed away in Little Rock, Arkansas, on Jan. 30, 2018 at the age of 93.



77 BRANDON BURLSWORTH

(1994-98)

The athletics department did not see fit to retire another football jersey until after the 1998 campaign, when the No. 77 worn by Razorback All-American offensive guard Brandon Burlsworth was retired.

One of the most inspiring stories in Razorback history, Burlsworth joined the Razorbacks in 1994 as a walk-on. Following a redshirt year, he earned a scholarship with his work ethic in the weight room. After serving as a backup guard for the 1995 SEC Western Division champions, he earned a starting position in the spring of '96 and never yielded it. He went on to start 34 consecutive games, concluding with the Florida Citrus Bowl on Jan. 1, 1999.

Burlsworth was an All-SEC offensive guard in 1997. In 1998 he not only earned all-conference honors, but was named a first-team All-American by The Football News. He was the leader of an offensive line that helped the Razorback offense score more points than it had since 1970 and produce more yards than it had since the 1989 season.

In the classroom, Burlsworth was equally astounding. He earned his bachelor's degree in marketing management in 1997 and immediately went to work on his master's in business administration. In December 1998, Burlsworth completed his master's requirements to become the first Razorback football player to complete a master's degree before playing in his final game.

Burlsworth was drafted in the third round by the Indianapolis Colts, but tragically died in an automobile accident less than two weeks later. The entire state of Arkansas was stunned and head coach Houston Nutt recommended that Burlsworth's jersey be retired. Athletics director Frank Broyles quickly agreed.

NATIONAL FOOTBALL FOUNDATION & COLLEGE FOOTBALL HALL OF FAME

1954	Hugo Bezdek (HC)
1967	Wear Schoonover (P)
1971	Clyde Scott (P)
1983	Frank Broyles (HC)
1984	Lance Alworth (P)
1987	Johnny Majors (AC)
1992	Loyd Phillips (P)
1997	Bowden Wyatt (HC)
1999	Chuck Dicus (P)
2000	Billy Ray Smith Jr. (P)
2001	Barry Switzer (AC)
2003	Doug Dickey (AC)
	Hayden Fry (AC)
2004	Wayne Harris (P)
	Tracy Rocker (AC)
2008	Lou Holtz (HC)
2010	Ronnie Caveness (P)
2012	Jimmy Johnson (P/AC)
2017	Danny Ford (HC)
2019	Darren McFadden (P)

(HC) - Head Coach
(AC) - Assistant Coach
(P) - Player

ARKANSAS SPORTS HALL OF FAME

Established in January 1959 to honor individuals who have made a special contribution to athletics in Arkansas.

1959	Jim Lee Howell, football
	Wear Schoonover, football
1960	Jim Benton, football
	John Barnhill, football, college athletics
	Steve Creekmore, football, golf
1961	Hugo Bezdek, football, baseball
1962	None
1963	Clyde Scott, football, track
	George Cole, football, college athletics
	Russell May, football
1964	Glen Rose, basketball, football
	Dan Estes, football
1965	Gordon Carpenter, basketball
	Tom Murphy, basketball, football
	J.L. Carter, football
1966	Francis Schmidt, football
1967	Frank Broyles, football, college athletics
1968	Howard "Red" Hickey, football
	Gene "Sodie" Davidson, football
1970	Melvin McGaha, baseball, basketball, football
	Fred Thomsen, football
1971	Wilson Matthews, football
	Pat Summerall, football
1972	Maurice "Footsie" Britt, football
	Dave Hanner, football
	Boyd Cypert, college athletics
1973	Ray Hamilton, football
	Sam Coleman, high school athletics
1974	Jack Robbins, football
1975	Miller Barber, golf
	Lamar McHan, football
1976	Billy Ray Smith, Sr., football
1977	Leon "Muscles" Campbell, football
	Tom Pickell, basketball
1978	Fred Williams, football
1979	Lance Alworth, football
	Johnny Adams, basketball
1980	Barry Switzer, football
1981	Clifford Shaw, officiating
	Jim Mooty, football
	Wayne Harris, football
1982	Aubrey "Cobb" Fowler, football, track
	Milan Creighton, football
1983	Lou Holtz, football
	Eddie Sutton, basketball
1984	Fred Akers, football
	Kay Eakin, football
1985	Eugene Lambert, basketball
	Floyd Sagely, football
1986	Loyd Phillips, football
	W. Howard Pearce, football, stadium management
1987	John McDonnell, track
	Jim Lindsey, football
	Alton Baldwin, football
1988	George Kok, basketball
	Dwight Sloan, football
	Lewis Carpenter, football
1989	Ken Hatfield, football
	Harold Horton, football
	Brad Scott, football
	R.H. Sikes, golf
1990	Henry Moore, football
1991	Norm DeBriyn, baseball
	Pat Foster, basketball
	Gerald Nesbitt, football
1992	Preston Carpenter, football
	Dan Hampton, football
1993	Sidney Moncrief, basketball
	Buddy Bob Benson, football
1994	Joe Ferguson, football
	Ron Brewer, basketball
	Ike Poole, football, basketball
1995	Billy Ray Smith Jr., football
	Chuck Dicus, football
1996	Bill Burnett, football
	Kevin McReynolds, baseball
	Raymond Peters, football
1997	Bill Montgomery, football
	Billy Moore, football
	Mike Conley, track
1998	Nolan Richardson, basketball
	Marvin Delph, basketball
	Jimmy Johnson, football
	Firmon Bynum, football
1999	Ronnie Caveness, football
	Jerry Jones, football
2000	Tommy Boyer, basketball
	Bobby Burnett, football
2001	Orville Henry, journalism
	Jerry Lamb, football
	Ken Turner, football
2002	Steve Atwater, football
	Brandon Burlsworth, football
	Joe Kleine, basketball
	Cliff Powell, football
2003	O'Neale Adams, football
	Louis Schaufele, football, baseball
	Darrell Walker, basketball
2004	Jesse Branch, football
	Bud Campbell, journalism
	Bud Canada, football
	Steve Cox, football
	Wayne Martin, football
2005	William "Bud" Brooks, football
	Scott Hastings, basketball
2006	Gary Anderson, football
	John Daly, golf
	Paul Eells, television and radio play-by-play
	Fred Grim, basketball
	Bettye Fiscus Dickey, basketball
2007	Bobby Crockett, football
	Tom Pagnozzi, baseball
	George Walker, football
	Jim Elder, journalism
2008	Todd Day, basketball
	Bruce James, football
	Jon Richardson, football
2009	Martine Bercher, football
	R.C. Thielemann, football
	Corliss Williamson, basketball
	Jarrell Williams, football
2010	Bill Ferrell, trainer and baseball coach
	Leotis Harris, football
	Scotty Thurman, basketball
	1964 National Championship football team
2011	Dick Bumpas, football
	Jerry Carlton, basketball
	Ben Cowins, football
	Quinn Grovey, football
	Cliff Horton, football
	Cliff Lee, baseball
2012	Harry Jones, football
	Lee Mayberry, basketball
	U.S. Reed, basketball
	Bob Ford, football
	1994 National Championship basketball team
2013	Stacy Lewis, golf
	Frank O'Mara, track and field
2014	David Bazzel, football
	Gary Blair, women's basketball coach
	Dennis Winston, football
2015	Pat Bradley, basketball
	Ron Calcagni, football
	Stephen Jones, football
	Christy Smith, basketball
	Bowden Wyatt, football coach
2016	Greg Koch, football
	Fred Marshall, football
	Almer Lee, basketball
	Niall O'Shaughnessy, track
2017	Larry Jackson, football
	Darren McFadden, football
2018	Shawn Andrews, football
	Jerry Eckwood, football
	Brison Manor, football
	Kevin Scanlon, football
	Dean Weber, trainer
2019	Gary Adams, football
	Madre Hill, football
	Dave Van Horn, baseball
	Jerry Jones Jr., football
	Houston Nutt, football

(Only inductees that coached, played or were closely affiliated with University of Arkansas athletics are listed)

UNIVERSITY OF ARKANSAS SPORTS HALL OF HONOR

The University of Arkansas Sports Hall of Honor was established in 1988 as a means of honoring the all-time great athletes and coaches that have done so much in establishing a tradition of excellence in University of Arkansas athletics. Only former Razorback letterwinners are allowed to vote.

1988	Lance Alworth
	John Barnhill
	Frank Broyles
	Sidney Moncrief
	Glen Rose
	Clyde Scott
1989	Jim Benton
	George Cole
	Wayne Harris
	Wilson Matthews
	Kevin McReynolds
	Wear Schoonover
1990	Miller Barber
	Mel McGaha
	John McDonnell
	Loyd Phillips
	Jack Robbins
	Jim Lee Howell
1991	Leon Campbell
	Mike Conley
	Norm DeBriyn
	Dan Hampton
	Dave Hanner
	Fred Williams
1993	Ron Brewer
	Chuck Dicus
	Joe Ferguson
	Lamar McHan
	Pat Summerall
1994	George Kok
	Maurice Britt
	Bill Ferrell
	Steve Little
	Bettye Fiscus
	Billy Ray Smith Sr.
	Niall O'Shaughnessy
	John Daly
1995	Bill Burnett
	Ken Hatfield
	Eddie Sutton
	R.H. Sikes
	Tim Lollar
	J. William Fulbright
	Bud Brooks
1996	Preston Carpenter
	Bob Cheyne
	Joe Falcon
	Eugene Lambert
	Bill Montgomery
	Billy Moore
	Nolan Richardson
	Barry Switzer
	Melody Sye
1997	Harold Horton
	Jim Mooty
	Lon Farrell
	Billy Ray Smith Jr.
	Johnny Ray
	Frank O'Mara
	Jim Lindsey
	Henry Moore
	Floyd Sagely
1998	Steve Atwater
	Marvin Delph
	Paul Donovan
	Bev Lewis
	Eddie Bradford
	Ike Poole
	Steve Creekmore Sr.
1999	Fred Akers
	Tommy Boyer
	Ronnie Caveness
	Jimmy Johnson
	Gordon Long
	Gerald Nesbitt
	Tom Pagnozzi
	Stanley Redwine
	George Walker
2000	Jesse Branch
	Bobby Burnett
	Lew Carpenter
	Delmonica DeHorney
	Howard "Red" Hickey
	Jeff King
	Joe Kleine
	Tom Murphy
	Dean Weber
2001	Alton Baldwin
	Jim Bone
	Deena Drossin
	Pat Foster
	Quinn Grovey
	Glen Ray Hines
	Cliff Powell
	Reuben Reina
	Jarrell Williams
2002	Todd Day
	Bobby Crockett
	Martine Bercher
	Rick Schaeffer
	Deane Pappas
	Amber Nicholas Shirey
	Harold E. "Sonney" Henson
	Ronnie Underwood
	Ray Hamilton
2003	Johnny Adams
	Gary Anderson
	Bud Canada
	Chip Hooper
	Fred Marshall
	Jerry Mazzanti
	Cynthia Moore
	Scott Tabor
	Corliss Williamson
2004	Brandon Burlsworth
	Jerry Carlton
	Peter Doohan
	Harry Jones
	Jerry Jones
	Seneca Lassiter
	Wayne Martin
	Lee Mayberry
	Tracy Webb Rice
2005	Dick Booth
	Bill Gray
	Leotis Harris
	Scott Hastings
	Steve Krueger
	Jerry Lamb
	Jon Richardson
	Christy Smith
	R.C. Thielemann
2006	Scott Bull
	Dick Bumpas
	Jay Donathan
	Ron Hightower
	Bobby Proctor
	Louis Schaufele
	Martin Terry
	Amy Yoder Begley
	Lance Harter
2007	Jim Barnes
	Jackie Brasuell
	Ben Cowins
	Megan Flowers
	Dean Garrett
	Brenden Pappas
	Randy Stewart
	Phillip Stidham
	Scotty Thurman
2008	Rodney Brand
	Tommy Brasher
	Bruce James
	Daniel Lincoln
	Ryan Lundquist
	George McKinney
	Gi-Gi Miller
	Darrell Walker
	Steed White
2009	Shawn Andrews
	Richard Bell
	Ron Calcagni
	Veronica Campbell-Brown
	Dr. Jim Counce
	Alistair Cragg
	Billy Joe Moody
	Tom Pucci
2010	Bubba Carpenter
	Milan Creighton
	Ike Forte
	Karen Gorham
	Greg Koch
	Kevin Scanlon
	U.S. Reed
	Tracy Robertson
	Terry Don Phillips
	Erick Walder
	Jim Williams
2011	Gary Adams
	Steve Cox
	Jessica Koch Dailey
	Fred Grim
	Almer Lee
	Brison Manor Jr.
	Jessica Field Phelan
	Godfrey Siamusiye
	Pat Serret
	Jimmy Walker
2012	Edrick Floreal
	Andrew Lang
	Bruce Maxwell
	Bill McClard
	Clyde Rhoden
	Ronn Reynolds
	Jodi Rittenhouse
	Lisa Sparks
	Terry Stewart
	Dennis Winston
2013	Charles Balentine
	Don Christian
	Greg D'Alexander
	Calvin Davis
	Barry Foster
	Edel Hackett
	Cheryl McArton Ward
	Dickey Morton
	Buddy Sutton
2014	Pat Bradley
	Freddie Childress
	Shameka Christon
	Robert Cox
	Graham Hood
	Kenoy Kennedy
	Stacy Lewis
	Pat Morrison
	Louis Ramsay
2015	DeeDee Brown-Campbell
	Niall Bruton
	Robin Ford
	Lynn Garner
	Derek Hood
	Steve Korte
	Mike Loggins
	Ron Meyer
	Kendall Trainor
2016	Gregory Lasker
	Oliver Miller
	Lou Holtz
	Kenderick Moore
	Roddie Haley
	Christin Wurth-Thomas
	Tammy Kincaid Dustin
	Tom Pickell
	Danny Rhodes
2017	Bo Busby
	Louis Campbell
	Troy Eklund
	Ken Hamlin
	Madre Hill
	Chin Bee Khoo
	Jack O'Keefe
	Melvin Lister
	Amy Wright
2018	Ron Faurot
	Steve Loy
	Sytia Messer
	Nick Schmidt
	Jerry Spencer
	Greg Horne
	Randy Stephens
	Jonathon Modica
	Ivan Jordan
	Kim Storey
	Dana McQuillin Dahlke
	April Steiner Bennett
	Ewell Lee
	Rickey Medlock
	Bruce Lahay
2019	Mike Bender
	Tony Cherico
	Bill Dorothy
	Greg Kolenda
	Jim Mabry
	Ruthie Miller
	Krystal Osborne
	Maria Pavlidou
	Dean Pryor
	Tag Ridings
	James "Doc" Sexton
	Tim Siegel
	Gerald Skinner
	Shelly Wallace

HONORS

ALL-CENTURY TEAM

(selected by fan ballot prior to the 1994 season as part of the UA football centennial celebration)

OFFENSIVE LINEMEN
Bud Brooks
Freddie Childress
Leotis Harris
Glen Ray Hines
Steve Korte
R.C. Thielemann

RECEIVERS
Jim Benton
Bobby Crockett
Chuck Dicus
Wear Schoonover

RUNNING BACKS
Lance Alworth
Leon Campbell
Barry Foster
Jim Mooty
Clyde Scott

QUARTERBACKS
Joe Ferguson
Quinn Grovey
Lamar McHan
Bill Montgomery

DEFENSIVE LINEMEN
Dan Hampton
Dave Hanner
Wayne Martin
Loyd Phillips
Billy Ray Smith Sr.
Billy Ray Smith Jr.
Fred Williams

LINEBACKERS
Ronnie Caveness
Wayne Harris
Cliff Powell
Dennis Winston

SECONDARY
Steve Atwater
Alton Baldwin
Martine Bercher
Ken Hatfield
Billy Moore

KICKERS
Steve Cox
Steve Little
Pat Summerall



KEN HATFIELD was an All-American on Arkansas' 1964 National Championship team. His 81-yard punt return for a touchdown keyed the 14-13 victory at No. 1 Texas as Arkansas went 11-0 in 1964.

ALL-CENTURY TEAM

2000-09 OFFENSE

TE	D.J. Williams
T	Shawn Andrews
G	Mitch Petrus
C	Jonathan Luigs
G	Robert Felton
T	Tony Ugoh
WR	Marcus Monk
WR	George Wilson
QB	Matt Jones
RB	Darren McFadden
RB	Felix Jones
K	Alex Tejada

2000-09 DEFENSE

E	Jamaal Anderson
T	Marcus Harrison
T	Keith Jackson
E	Jeb Huckeba
LB	Quinton Caver
LB	Sam Olajubutu
OLB	Jermaine Petty
CB	Ahmad Carroll
CB	Chris Houston
S	Ken Hamlin
S	Tony Bua
P	Jeremy Davis

1990-99 OFFENSE

TE	Kirk Botkin
T	Bobbie Williams
G	Brandon Burlsworth
C	Grant Garrett
G	Isaac Davis
T	Chad Abernathy
WR	Anthony Lucas
WR	Anthony Eubanks
QB	Clint Stoerner
RB	Madre Hill
RB	Chrys Chukwuma
K	Todd Wright

1990-99 DEFENSE

E	Henry Ford
T	Melvin Bradley
T	Junior Soli
E	Steven Conley
LB	Jamel Harris
LB	Mark Smith
OLB	Darwin Ireland
CB	David Barrett
CB	Orlando Watters
S	Kenoy Kennedy
S	Zac Painter
P	Pete Raether

1980-89 OFFENSE

TE	Billy Winston
T	Jim Mabry
G	Steve Korte
C	Elbert Crawford
G	Freddie Childress
T	Alfred Mohammed
WR	James Shibest
QB	Quinn Grovey
RB	Gary Anderson
RB	James Rouse
RB	Barry Foster
K	Kendall Trainor

1980-89 DEFENSE

E	Billy Ray Smith Jr.
T	Wayne Martin
NG	Tony Cherico
T	Michael Shepherd
E	Kerry Owens
LB	Rickey Williams
LB	Bert Zinamon
CB	Danny Walters
CB	Richard Brothers
S	Steve Atwater
S	Greg Lasker
P	Greg Horne

1970-79 OFFENSE

TE	Charles Clay
T	Greg Koch
G	Leotis Harris
C	R. C. Thielemann
G	George Stewart
T	Greg Kolenda
WR	Chuck Dicus
WR	Mike Reppond
QB	Joe Ferguson
RB	Ben Cowins
RB	Dickey Morton
K	Steve Little

1970-79 DEFENSE

E	Dennis Winston
T	Jimmy Walker
NG	Dale White
T	Dan Hampton
E	Ivan Jordan
LB	Danny Rhodes
LB	Larry Jackson
CB	Vaughn Lusby
CB	Louis Campbell
S	Howard Sampson
S	Bo Busby
P	Steve Little

1960-69 OFFENSE

E	Bobby Crockett
T	Glen Ray Hines
G	Jim Barnes
C	Rodney Brand
G	Jerry Dossey
T	Dick Cunningham
E	Jerry Lamb
E	Chuck Dicus
B	Bill Montgomery
B	Jon Brittenum
B	Bill Burnett
B	Bruce Maxwell
B	Lance Alworth
K	Ronny South

1960-69 DEFENSE

E	Hartford Hamilton
L	John Childress
L	Jimmy Johnson
L	Loyd Phillips
E	Rick Kersey
LB	Wayne Harris
LB	Ronnie Caveness
LB	Cliff Powell
B	Gary Adams
B	Tommy Trantham
B	Billy Moore
B	Terry Stewart
P	Bobby Nix

1950-59

E	Floyd Sagely
T	Billy Ray Smith
G	Bud Brooks
C	Jay Donathan
G	Dave Hanner
T	Bob Griffin
E	Pat Summerall
B	Lamar McHan
B	Henry Moore
B	Lewis Carpenter
B	Gerald Nesbitt
B	Preston Carpenter
B	Jim Mooty

1940-49

E	Mike Schumchyk
T	Charles Lively
G	Leon Pense
C	Billy Ray Thomas
G	Theron Roberts
T	Ray Peters
E	Alton Baldwin
B	Clyde Scott
B	Leon Campbell
B	Geno Mazzanti
B	Ross Pritchard
B	Louis Schaufele

1930-39

E	Jim Benton
T	W. R. Benton
G	Clifford Van Sickle
C	Bill Spivey
G	John Measel
T	Howard "Red" Hickey
E	Paul Rucker
B	Ray Hamilton
B	Kay Eakin
B	Jack Robbins
B	Jack Dale
B	Tom Murphy

1920-29

E	Wear Schoonover
T	Charlie Jamerson
G	Brad Scott
C	Herman Boozman
G	Clyde Van Sickle
T	Gus Japp
E	Glen Rose
B	Herman Bagby
B	Ben Winkleman
B	George Cole
B	Garland Beavers

PRE-1920

L	John Shirley Wood
L	Stanley Phillips
L	J. Tate McGill
L	Phil C. Huntley
L	Percy Hinton
L	Dan Estes
L	James Coleman
B	Gene "Sodie" Davidson
B	Steve Creekmore
B	Clinton C. Milford

HONORS

DANA X. BIBLE AWARD

(Outstanding Player of the Year in the Southwest Conference as selected by Texas/Arkansas Football Magazine.)

1975	Scott Bull	QB
1979	Kevin Scanlon	QB

ACADEMIC ALL-AMERICA

1955	George Walker	QB
1957	Jerry Ford	C
	Gerald Nesbitt	FB
1959	Wayne Harris	C
1960	Joe Paul Alberty	FB
1961	Lance Alworth	HB
1964	Ken Hatfield	HB
1965	Randy Stewart	C
	Jim Lindsey	WB
	Jack Brasuell	HB
1968	Bob White	K
1969	Bill Burnett	RB
	Terry Stewart	S
1978	Brad Shoup	DB
1991	Mick Thomas	LB
1992	Owen Kelly	NG
1993	Chris Oliver	OT
2003	Jerry Reith	OT
2012	Dylan Breeding	P
2015	Brooks Ellis	LB
2016	Brooks Ellis	LB

ABC-TV CHEVROLET PLAYER OF THE YEAR

1977	Larry Jackson	LB/Defense

NATIONAL FOOTBALL FOUNDATION SCHOLAR

1969	Terry Stewart	S
1976	Bo Busby	S
1978	Brad Shoup	DB
2016	Brooks Ellis	LB

NCAA POST GRADUATE SCHOLARSHIP

1969	Terry Stewart	Football
1978	Niall O'Shaughnessy	Track
	Brad Shoup	Football
1984	Don S. Denis	Swimming
1993	Chris Oliver	Football
2005	Matt Gunn	Track

HOUSTON POST AWARD

(Outstanding Player of the Year in the Southwest Conference)

1928	Garland "Bevo" Beavers	FB
1933	Tom Murphy	FB
1937	Jim Benton	E
1954	William "Bud" Brooks	G
1960	Wayne Harris	C
1962	Billy Moore	QB
1964	Fred Marshall	QB
1965	Bobby Crockett	E
1965	Glen Ray Hines	T
1969	Cliff Powell	LB
1970	Dick Bumpus	T
1978	Dan Hampton	DT

SPORTSMANSHIP AWARDS

1948	Gordon Long	Swede Nelson National Award
1953	Lamar McHan	SWC Trophy
1957	George Walker	SWC Trophy
1961	Lance Alworth	SWC Trophy
1966	Jon Brittenum	SWC Trophy
1970	Bill Burnett	SWC Trophy
1970	Bill Burnett	Kerns Tips Award
1975	Scott Bull	Ft. Worth Kiwanis Award
1979	Kevin Scanlon	Ft. Worth Kiwanis Award
1987	Tony Cherico	Ft. Worth Kiwanis Award
1988	Jim Kremers	SWC Trophy

DELBERT SWARTZ OUTSTANDING ACADEMIC ACHIEVEMENT AWARD

1962	Lance Alworth	Football
1963	Danny Brabham	Football
1964	John Derdorff	Track
1965	Ken Hatfield	Football
1966	J. D. McConnell	Basketball
1967	Ken Sharp	Track
1968	Hartford Hamilton	Football
1969	Bob White	Football
1970	Dewitt Smith III	Football
1971	Steve Walters	Football
1972	Tom Reed	Football
1973	Tom Reed	Football
1974	Randy Jackson	Tennis
1975	Rickey Medlock	Basketball
1976	Tommy Cheyne	Football
1977	Ray Buckner	Basketball
1978	Jimmy Counce	Basketball
1979	Brad Shoup	Football
1980	Kevin Scanlon	Football
1981	Mark Anderson	Track
1982	Pat Vaughn	Track
1983	Tom Moloney	Track
1984	Bill Jasinski	Track
1985	Mark Lee	Football
1986	Chris Bequette	Football
1987	Jim Kremers	Baseball
1988	Shawn Baker	Basketball
1989	Odis Lloyd	Football
1990	Wade Hill	Football

J. FRANK BROYLES AWARD

(UA's Top Male Athlete)

1977	Niall O'Shaughnessy	Track
1978	Tim Lollar	Baseball
1979	Sidney Moncrief	Basketball
1980	Steve Krueger	Baseball
1981	U.S. Reed	Basketball
1982	Randy Stephens	Track
1983	Frank O'Mara	Track
1984	Mike Conley	Track
1985	Mike Conley	Track
1986	Ralph Kraus	Baseball
1987	Jim Kremers	Baseball
1988	Joe Falcon	Track
1989	Joe Falcon	Track
1990	Edrick Floreal	Track
1991	Quinn Grovey	Football
1992	Todd Day	Basketball
1993	Erick Walder	Track
1994	Corliss Williamson	Basketball
1995	Corliss Williamson	Basketball
1996	Godfrey Siamusiye	Track
1997	Robert Howard	Track
1998	Robert Howard	Track
1999	Brandon Burlsworth	Football
2000	Melvin Lister	Track
2001	Quinton Caver	Football
2002	Jermaine Petty	Football
2003	Alistair Cragg	Track
2004	Alistair Cragg	Track
2004	Wallace Spearmon	Track
2005	Josphat Boit	Track
2006	Darren McFadden	Football
2007	Darren McFadden	Football

GARRETT UEKMAN MEMORIAL SCHOLARSHIP

2014	Luke Charpentier	OG/C
2015	Alex Voelzke	TE
2016	Jeremy Sprinkle	TE
2017	Kevin Richardson	DB
2018	Jeremy Patton	TE

CRIP HALL HOMECOMING PERFORMANCE BY A SENIOR AWARD

1950	Frank Fischel	E
1951	Lamar McHan	QB
1952	Larry Hogue	FB
1953	Lamar McHan	TB
1954	Bobby Proctor	B
1955	Preston Carpenter	HB
1956	Billy Ray Smith	T
	Ronnie Underwood	HB
1957	Gerald Nesbitt	FB
1958	Billy Gilbow	G
1959	Jim Mooty	HB
1960	Wayne Harris	C
1961	Lance Alworth	HB
1962	Billy Moore	QB
1963	Jim John	E
1964	Fred Marshall	QB
1965	Bobby Burnett	TB
1966	Martine Bercher	S
1967	Ronny South	QB
1968	Max Peacock	E
1969	Bruce Maxwell	FB
1970	Bill Montgomery	QB
1971	Bill McClard	K
1972	Louis Campbell	CB
	Don Wunderly	DT
1973	Dickey Morton	TB
	Danny Rhodes	LB
1974	Jon Rhiddlehoover	DT
	Billy Burns	LB
1975	Scott Bull	QB
1976	Harvey Hampton	DT
1977	Steve Little	K/P
1978	Jimmy Walker	DT
1979	Robert Farrell	WR
1980	Ish Ordonez	K
1981	Cliff Henry	S
1982	Gary Anderson	RB
1983	Mark Mistler	WR
1984	Danny Nutt	QB
1985	Mark Calcagni	QB
1986	Derrick Thomas	FB
1987	Rickey Williams	LB
1988	Kendall Trainor	K
1989	James Rouse	HB
1990	Derek Russell	WR
1991	Michael James	CB
1992	Pete Raether	P
1993	Darwin Ireland	LB
1994	Lance Ellison	K
1995	Barry Lunney Jr.	QB
1996	Oscar Malone	TB
1997	Anthony Eubanks	WR
1998	Brandon Burlsworth	OG
1999	Clint Stoerner	QB
2000	J.J. Jones	LB
2001	Carlos Hall	DE
2002	Fred Talley	RB
2003	Caleb Miller	LB
2004	Jeb Huckeba	DE
2005	Kyle Roper	C
2006	Keith Jackson	DT
2007	Peyton Hillis	FB
2008	Casey Dick	QB
2009	Lucas Miller	WR
2010	D.J. Williams	TE
2011	Jarius Wright	WR
2012	Cobi Hamilton	WR
2013	Chris Smith	DE
2014	Martrell Spaight	LB
2015	Brandon Allen	QB
2016	Toby Baker	P
2017	David Williams	RB
2018	Armon Watts	DL

CHISM REED OUTSTANDING SENIOR FOR LEADERSHIP AWARD

1964	Jim Johnson	NG
1965	Jack Brasuell	B
1966	Eddie Woodlee	FB
1967	Alvin Jones	DT
1968	Tommy Dixson	DB
1969	Gordon McNulty	DE
1970	Bobby Field	DB
1971	Bobby Nichols	TE
1972	Louis Campbell	CB
1973	Danny Rhodes	LB
1974	Jon Rhiddlehoover	DT
1975	Tommy Cheyne	P
1976	Bo Busby	S
1977	Steve Heim	OT
1978	Jimmy Walker	DT
1979	Chuck Herman	OG
1980	Phillip Moon	OT
1981	Ronnie Trusty	OT
1982	Kim Dameron	WR
1983	Jim Schoolcraft	TE
1984	Joe Kleine	Basketball
1985	Andy Upchurch	C
1986	Derrick Thomas	FB
1987	Tony Cherico	FB
1988	Keith Wilson	Basketball
1989	Elbert Crawford	C
1990	Quinn Grovey	QB
1991	Arlyn Bowers	Basketball
1992	Ray Lee Johnson	DE
1993	Tyrone Chatman	LB
1994	Jason Allen	QB
1995	Barry Lunney	QB
1996	Mark Smith	LB
1997	Anthony Eubanks	WR
1998	Grant Garrett	C
1999	Marvin Caston	FB
2000	Quinton Caver	LB
2001	Jermaine Petty	LB
2002	Fred Talley	RB
2003	George Wilson	WR
2004	Matt Jones	QB
2005	Clarke Moore	DE
2006	Brett Goode	LS
2007	Weston Dacus	LB
2008	Jonathan Luigs	C
2009	Michael Smith	RB
2010	Van Stumon	FB
2011	Grant Cook	OL
2012	Tyler Wilson	QB
2013	Kiero Small	FB
2014	Martrell Spaight	LB
2015	Brandon Allen	QB
2016	Drew Morgan	WR
2017	Austin Allen	QB
2018	Dre Greenlaw	LB

HONORS

GORDON CAMPBELL SENIOR SPIRIT AWARD

1969	Bob Stankovich	OT
1970	Steve Walters	S
1971	Ronnie Jones	DE
1972	Tom Reed	OG
1973	Danny Rhodes	LB
1974	Floyd Hogan	FS
1975	Hal McAfee	LB
1976	Gerald Skinner	OT
1977	Howard Sampson	SS
1978	Dan Hampton	DT
1979	Robert Farrell	WR
1980	George Stewart	OG
1981	Darryl Mason	TE
1982	Richard Richardson	NG
1983	Bert Zinamon	LB
1984	Brad Taylor	QB
1985	David Bazzel	LB
1986	James Shibest	WR
1987	Tony Cherico	NG
1988	Odis Lloyd	LB
1989	Tim Horton	WR
1990	Quinn Grovey	QB
1991	Curtis Banks	SS
1992	Scott Long	DT
1993	Chris Oliver	OT
1994	Dean Peevy	CB
1995	Earl Scott	C
1996	Scott Rivers	OT
1997	Ken Anderson	DE
1998	Russ Brown	OG
1999	Nathan Norman	FB
2000	Jeremiah Harper	DB
2001	La'Zerius White	OG
2002	Nathan Ball	OG
2003	Bo Lacy	OT
2004	DeCori Birmingham	RB
2005	Vickiel Vaughn	FS
2006	Desmond Sims	LB
2007	Robert Felton	OT

JIM WELLONS DEDICATION AWARD

1978	Ron Calcagni	QB
1979	Kevin Scanlon	QB
1980	Keith Houfek	C
1981	Steve Clyde	TE
1982	Tom Jones	QB
1983	Milton Fields	LB
1984	Mark Lee	LB
1985	Mark Calcagni	QB
1986	Theo Young	TE
1987	Greg Thomas	QB
	Chris Bequette	OT
1988	John Bland	QB
1989	Billy Winston	TE
1991	Greg Switzer	LB
1992	Gary Adams	S
1993	Henry Ford	DE
1994	Willie Johnson	LB
1995	Spencer Brown	CB
1996	Vincent Bradford	LB
1997	Bill Carson	LS
1998	Benji Mahan	LS
1999	Joe Dean Davenport	TE
2000	Randy Garner	DE
2001	Josh Foliart	LB
2002	Raymond House	DE
2003	Mark Bokermann	OG
2004	Steven Harris	WR
2005	Kyle Dickerson	RB
2006	Tony Ugoh	OT
2007	Robert Johnson	WR

STEVE LITTLE AWARD

(Special Teams)

1982	Keith Burns	DB
1983	Calvin Shaw	LB
1984	Nathan Jones	DB
1992	Todd Wright	K
1994	Carl Kidd	S
1995	J. J. Meadors	WR
1996	Jessie Cornelius	FB
1997	Matt Wait	P
1998	Todd Latourette	K
1999	Tony Dodson	K
	Chris Akin	P
2000	Michael Snowden	WR
2001	D'Andre Berry	SS
2002	Richie Butler	P
2003	Tom Crowder	WR
2004	David Carlton	K
2005	Jacob Skinner	P
2006	Jacob Skinner	P
2007	Kevin Woods	FS

BRUCE MITCHELL AWARD

(Toughness)

1982	Ed Jackson	DE
1983	Orson Weems	OT
1984	Marcus Elliott	OG
1985	Greg Lasker	S
1986	Derrick Thomas	FB
1987	Rickey Williams	LB
1988	Eric Bradford	S
1989	Anthoney Cooney	CB
1990	Derek Russell	WR
1992	E. D. Jackson	RB
1993	Darwin Ireland	LB
1994	Trent Knapp	LB
1995	Junior Soli	NG
1996	Anthony Hicks	LB
1997	Shannon Sidney	WR
1998	C.J. McLain	DE
1999	Jeromy Flowers	DB
2000	Jim Ed Reed	LB
2001	Sacha Lancaster	FB
2002	Gavin Walls	DE
2003	Tony Bua	LB/S
2004	Marcus Whitmore	LB
2005	Brandon Kennedy	FB
2006	Sam Olajubutu	LB
2007	Farod Jackson	FB

HAROLD HORTON AWARD

(Loyalty)

1999	Anthony Lucas	WR
2000	Rod Stinson	FB
2001	Curt Davis	NG
2002	Raymond House	DE
2003	Caleb Miller	LB
2004	Jeb Huckeba	DE
2005	Kyle Dickerson	RB
2006	Stephen Parker	OG
2007	Nate Garner	OT

NELSON RAINEY AWARD

(Character)

2000	Jeremiah Harper	DB
2001	Kenny Sandlin	OG
2002	Josh Melton	C
2003	Jerry Reith	OG
2004	Jeb Huckeba	DE
2005	Pierre Brown	LB
2006	Zac Tubbs	OT
2007	Marcus Monk	WR

BRANDON BURLSWORTH AWARD

(Academics and one-time non-scholarship)

2001	Jerry Reith	OG
2002	George Wilson	S
2003	Chuck Nalley	LS
2004	Tom Crowder	WR
2005	Dowell Loggains	QB/H
2006	Richard Bracken	WR
2007	Stephen Parker	OG
2008	Jeremy Davis	P
2009	Lucas Miller	WR
2010	Seth Armbrust	SS
2011	No recipient	-
2012	Seth Armbrust	SS
2013	David Hurd	OT
2014	Austin Jones	LB
2015	Josh Harris	LB
2016	Adam McFain	K

LITTLE ROCK TD CLUB TEAM MVP

2004	Matt Jones	QB
2005	Darren McFadden	RB
2006	Darren McFadden	RB
2007	Darren McFadden	RB
2008	DJ Williams	TE
2009	Ryan Mallett	QB
2010	Ryan Mallett	QB
2011	Jarius Wright	WR
2012	Tyler Wilson	QB
2013	Trey Flowers	DE
2014	Jonathan Williams	RB
2015	Alex Collins	RB
2016	Austin Allen	QB
2017	Santos Ramirez	DB
2018	De'Jon Harris	LB

PAUL EELLS AWARD

(Perseverance, determination, courage and resolve in the face of adversity)

2006	Robert Johnson	WR/QB
2007	Peyton Hillis	RB
2008	Casey Dick	QB
2009	Joe Adams	WR
2010	DJ Williams	TE
2011	Garrett Uekman	TE
2012	Dennis Johnson	RB
2013	Kiero Small	RB
2014	Martrell Spaight	LB
2015	Brandon Allen	QB
2016	Rawleigh Williams III	RB
2017	Kevin Richardson II	DB
2018	Armon Watts	DL

DAN HAMPTON AWARD

(Best D-lineman from an Arkansas college)

2013	Trey Flowers	DE
2014	Trey Flowers	DE
2018	Armon Watts	DL

WILLIE ROAF AWARD

(Best O-lineman from an Arkansas college)

2013	Travis Swanson	C
2015	Sebastian Tretola	G
2016	Dan Skipper	T
2017	Frank Ragnow	C

DARREN McFADDEN AWARD

(Best RB from an Arkansas college)

2018	Rakeem Boyd	RB

DR. LON FARRELL AWARD

1987	Jack Gregory Magness	Swimming
1988	Shawn Baker	Basketball
1989	Cheryl McArton	Swimming
1990	Allen Meancham	Football
1991	Mary Farmer	Swimming
1992	Amber Nicholas	Basketball
1993	Cynthia TerPoorten	Swimming
1994	Kim Mount	Track
1995	Rene Pillow	Track
1996	Kristen DeArmand	Swimming
1997	Kelly Cook	Cross Country
1998	Alicyn Hennis	Soccer
1999	Louise Ostling	Tennis
2000	Kimberly Mourton	Soccer
2001	Julie Sloniger	Volleyball
2002	Tiffany Woolley	Softball

SEC FOOTBALL LEGENDS

1994	Lance Alworth	HB
1995	Joe Ferguson	QB
1996	Chuck Dicus	WR
1997	Jim Benton	E
1998	Clyde Scott	B
1999	Bill Montgomery	QB
2000	Ronnie Caveness	LB
2001	Steve Atwater	FS
2002	Loyd Phillips	DT
2003	Wayne Harris	LB
2004	Fred Marshall	QB
2005	Quinn Grovey	QB
2006	Cliff Powell	LB
2007	Ken Hatfield	DB
2008	Billy Ray Smith Jr.	LB
2009	Gary Anderson	RB
2010	Frank Broyles	Head Coach
2011	Leotis Harris	OG
2012	Pat Summerall	K/DE/TE
2013	Wayne Martin	DE
2014	Jerry Lamb	E
2015	Madre Hill	RB
2016	Shawn Andrews	T
2017	Dan Hampton	DT
2018	Darren McFadden	RB



AUSTIN ALLEN was named the Razorback Team MVP for the 2016 season at the 13th annual Little Rock Touchdown Club awards banquet where National Football Foundation Chairman Archie Manning served as guest speaker.

HONORS

ALL-AMERICAN BOWL
(Tampa, Fla.)

1970	Gary Adams	S
1971	Bill Montgomery	QB
	Dick Bumpus	T
	Bruce James (South MVP Award)	E
	Pat Morrison	TE
	Ronnie Jones	DE
1972	David Reavis	DT
1973	Brison Manor	DT
1975	Tommy Harris	DB
1976	Greg Koch	OT
1979	Larry Jackson	LB

ALL-AMERICAN CLASSIC
(Las Vegas, Nev.)

2003	Tony Bua	FS
	Bo Lacy	OT
2005	DeCori Birmingham	RB
	Steven Harris	WR

ALL-AMERICAN GAME
(Lubbock, Texas)

1961	Wayne Harris	LB
1963	Jesse Branch	HB
1965	Ronnie Caveness	LB
1966	Jim Lindsey	HB
	Bobby Crockett	E
	Glen Ray Hines	T
1967	Martine Bercher	HB
	Jon Brittenum	QB
	Loyd Phillips	T
1970	Rodney Brand	C
	Cliff Powell	LB
1971	Chuck Dicus	E
	Jerry Moore	DB
1972	Tom Mabry	OT
1973	Dickey Morton	TB

ALL-STAR GRIDIRON CLASSIC
(Orlando, Fla.)

1998	Madre Hill	RB
	Todd Latourette	K
	Ryan Hale	NG
2002	Fred Talley	RB
	Raymond House	DE

BLUE-GRAY GAME
(Montgomery, Ala.)

1950	Buddy Brown	G
	Louis Schaufele	FB
1952	Buddy Sutton	HB
	Lewis Carpenter	FB
1953	Lamar McHan	QB
	Harold Spain	G
1966	Joe Black	LB
	Martine Bercher	S
1967	David Cooper	G
	Hartford Hamilton	E
	Ronny South	QB
1970	Bill Montgomery	QB
	Bruce James	E
	Dick Bumpas (MVP Award)	T
1971	Jack Morris	DB
	Mike Kelson	T
1972	David Reavis	DT
	Jim Hodge	WR
1973	Jack Ettinger	WR
	Danny Rhodes	LB
1974	Rollen Smith	DE
1982	Phillip Boren	OT
1992	Ray Lee Johnson	DE
	Ron Dickerson Jr.	WR
1993	Henry Ford	DE
	Isaac Davis	OG
	Kirk Botkin	TE
1994	Carl Kidd	S
1996	Mark Smith	LB
1997	Anthony Eubanks	WR
	David Sanders	DT

CASINO DEL SOL ALL-STAR GAME
(Tucson, Ariz.)

2012	Broderick Green	RB
2013	Jared Green	DT

COLLEGE ALL-STAR BOWL
(Greenville, S.C.)

2014	Eric Bennett	S
	David Hurd	OT
	Byron Jones	DT
	Jarrett Lake	LB

COLLEGE ALL-STAR GAME
(Chicago, Ill.)

1938	Jim Benton	E
	Jack Robbins	QB
1949	Clyde Scott	HB
	Bud Canada	E
1952	Bob Griffin	C
1954	Lamar McHan	QB
1956	Preston Carpenter	HB
	Henry Moore	FB
1957	Ronnie Underwood	HB
1960	Jim Mooty	HB
1961	Lance Alworth	HB
1963	Danny Brabham	FB
1965	Ronnie Caveness	LB
1966	Jim Lindsey	HB
	Glen Ray Hines	T
	Bobby Crockett	E
1967	Harry Jones	HB

COLLEGE GRIDIRON SHOWCASE
(Arlington, Texas)

2015	Tevin Mitchel	CB

EAST-WEST SHRINE GAME
(Various Locations)

1938	Jim Benton	E
	Dwight Sloan	HB
1940	Kay Eakin	QB
1941	Howard Hickey	E
1946	Earl Wheeler	G
1949	Ed Hamilton	E
1951	Ken Jones	OT
1956	Preston Carpenter	HB
	Henry Moore	FB
1957	Gerald Nesbitt (Offensive MVP)	FB
1958	Donnie Stone	HB
1963	Wesley Bryant	T
1966	Loyd Phillips	T
	Dick Cunningham	T
1967	Ernie Ruple	T
1976	R. C. Thielemann	C
	Gerald Skinner	T
1980	Kevin Evans	FS
1985	Greg Lasker	S
1989	Steve Atwater (Defensive MVP)	S
1990	Michael Shepherd	DT
1998	C. J. McLain	DE
1999	D. J. Cooper	DT
2003	Lawrence Richardson	CB
2005	Jeb Huckeba	DE
2006	Houston Nutt	Head Coach
	De'Arrius Howard	RB
	Brandon Kennedy	FB
	Kyle Roper	C
	Vickiel Vaughn	S
2007	Sam Olajubutu	LB
	Keith Jackson	DT
2008	Michael Grant	FS
2012	Greg Childs	WR
	Jerry Franklin	LB
	Jarius Wright	WR
2013	Dylan Breeding	P
2014	Zach Hocker	K
	Kiero Small	FB
2015	AJ Derby (injured)	TE
2017	Jeremiah Ledbetter	DE
	Brooks Ellis (sick)	LB
	Drew Morgan	WR
	Dan Skipper	T
	Deatrich Wise Jr.	DE
2018	Brian Wallace	OL
	Armon Watts	DL

HULA BOWL
(Honolulu, Hawaii)

1961	Lance Alworth (MVP Award)	HB
1964	Wesley Bryant	T
1965	Ronnie Caveness	LB
	Jerry Lamb	E
1966	Glen Ray Hines	T
	Jim Williams	T
1967	Loyd Phillips	T
	Harry Jones	WB
1968	Tommy Trantham	DB
1970	Rodney Brand	C
	Cliff Powell	LB
1971	Chuck Dicus	WR
	Bill Burnett	TB
1972	Mike Kelson	OT
	Tom Mabry	OT
1973	Tom Reed	OG
	Mike Reppond	WR
	Joe Ferguson	QB
1974	Dickey Morton	TB
	Danny Rhodes	LB
1975	Floyd Hogan	DB
1976	Ike Forte	RB
1977	R. C. Thielemann	C
1978	Steve Little	K
	Patrick Martin	DB
	Howard Sampson (injured)	DB
	Leotis Harris (injured)	G
1979	Ron Calcagni	QB
	Jimmy Walker	T
	Ben Cowins	RB
	Lou Holtz	Head Coach
1980	Greg Kolenda	OT
	Robert Farrell	WR
1981	Joe Shantz	OT
1982	Darryl Mason	TE
1983	Jessie Clark	FB
1984	Ron Faurot	DE
1985	Marcus Elliott	OG
	Eddie White	TE
1986	Andy Upchurch	C
	Kevin Wyatt	CB
1987	Limbo Parks	OG
1988	Tony Cherico	NG
	Bryan White	C
1989	Kendall Trainor	K
1991	Derek Russell	WR
2001	Shannon Money	OT
2003	Caleb Miller	LB
2005	Arrion Dixon	DT

JAPAN BOWL
(Tokyo, Japan)

1978	Steve Little	K
	Patrick Martin	DB
	Howard Sampson (injured)	DB
1979	Ron Calcagni	QB
	Jerry Eckwood	RB
	Larry Jackson	LB
	Dean Weber	Athletic Trainer
1980	Kevin Scanlon	QB
1982	Darryl Mason	TE
	Bruce Lahay	K
1983	Richard Richardson	NG
	Dean Weber	Athletic Trainer
1984	Mark Mistler	WR
1986	Bobby Joe Edmonds	RB
1987	James Shibest	WR
1988	Tony Cherico	NG
	Eric Whitted	LB
1990	Jim Mabry	T
	Michael Shepherd	T
1992	Mick Thomas	LB

MEDAL OF HONOR BOWL
(Charleston, S.C.)

2014	Javontee Herndon	WR
	David Hurd	OL
2015	Brey Cook	OL
	Cameron Jefferson	OL
	Tevin Mitchel	CB
	Demetrius Wilson	WR

NFLPA COLLEGIATE BOWL
(Carson, Calif.)

2014	Kiero Small	FB
2015	Braylon Mitchell	LB
2017	Keon Hatcher	WR
2018	Austin Allen	QB
	Henre' Toliver	DB
	David Williams	RB
2019	Hjalte Froholdt	OL
	Randy Ramsey	DE

NORTH-SOUTH CLASSIC
(Houston, Texas)

2007	Keith Jackson	DT
	Randy Kelly	SS
	Stephen Parker	OG

NORTH-SOUTH SHRINE GAME
(Miami, Fla.)

1957	Jay Donathan	C
	George Walker	QB
1967	Tommy Trantham	DB
1971	Ronnie Jones	DE
	Tom Mabry	OT
1972	Don Wunderly	DT
	Tom Reed	OG
	Mike Reppond	WR
	Joe Ferguson	QB
1973	Danny Rhodes	LB
	Jack Ettinger	WR

(Pontiac, Mich.)

1976	Curtis Townsend	LB
	Dennis Winston	DE

HONORS

SENIOR BOWL

(Mobile, Ala.)

1950	Theron Roberts	G
1951	Buddy Brown	G
	Buddy Rogers	HB
1952	Bob Griffin	C
	Fred Williams	T
1953	Buddy Sutton	HB
1955	Bud Brooks (MVP - South Team)	G
1956	Henry Moore	FB
1957	Jay Donathon	C
	George Walker	QB
1959	Jim Mooty	HB
1961	Paul Dudley	HB
1962	Danny Brabham	FB
1966	Bobby Burnett	TB
	Jim Lindsey	WB
	Bobby Crockett	E
1968	Ernie Ruple	T
1969	Jim Barnes	G
1971	Jerry Moore	DB
1976	Richard LaFargue	C
1977	Gerald Skinner	T
1978	Vaughn Lusby	DB
1980	Greg Kolenda	OT
	Chuck Herman	OG
1983	Billy Ray Smith	DE
	Steve Korte	OG
1989	Kendall Trainor	K
1992	Ron Dickerson Jr.	WR
1994	Henry Ford	DE
	Isaac Davis	OG
1996	Steven Conley	DE
1998	Brandon Burlsworth	OG
1999	Anthony Lucas	WR
	David Barrett	CB
	Kenoy Kennedy	S
	Joe Dean Davenport	TE
	Bobbie Williams	OT
2000	Quinton Caver	LB
	Randy Garner	DE
	Boo Williams	WR
2001	Carlos Hall	DE
2003	Cedric Cobbs	TB
2005	Matt Jones	QB/WR
2007	Brett Goode	LB
	Tony Ugoh	OT
2008	Robert Felton	OG
	Marcus Harrison	DT
	Peyton Hillis	FB
2009	Jonathan Luigs	C
2010	Mitch Petrus	OL
2011	DeMarcus Love	OL
	D.J. Williams	TE
2012	Joe Adams	WR
	Jake Bequette	DE
2013	Cobi Hamilton	WR
	Tyler Wilson	QB
2014	Chris Smith	DE
	Travis Swanson	C
2015	Martrell Spaight	LB
	Trey Flowers	DE
2016	Brandon Allen	QB
	Sebastian Tretola	OG
	Jonathan Williams	RB
2017	Toby Baker	P
	Jeremy Sprinkle	TE
2018	Frank Ragnow	C
2019	Dre Greenlaw	LB

SPIRAL TROPICAL BOWL

(Daytona Beach, Fla.)

2018	Robert Decker	LS
	Dwayne Eugene Jr.	LB

TEXAS VS. THE NATION

(El Paso, Texas)

2009	Jamar Love	CB
	Jose Valdez	OT

(Allen, Texas)

2013	DeQuinta Jones	DT
	Ronnie Wingo Jr.	RB
	Darius Winston	CB



DAVID WILLIAMS led the National Team in rushing and had a touchdown run during the 2018 NFLPA Collegiate Bowl in Pasadena, California.



The national leader in total QBR in 2015, **BRANDON ALLEN** completed 7 of 10 passes for 106 yards during the South All-Stars' win in the 2016 Reese's Senior Bowl.

ALL-TIME LETTERWINNERS

(The Razorback Communications office welcomes corrections from authentic sources.)
*denotes team captains

A

Abernathy, Chad	1995, 96, 97, 98
Adair, Marcus	1993, 94, 95
Adams, Dave	1962, 63
Adams, Gary	1966, 67, 68*
Adams, Gary	1989, 90, 91, 92
Adams, Joe	2008, 09, 10, 11
Adams, Oliver	1927, 28
Adams, O'Neale	1939, 40, 41
Adams, Tim	1976, 77, 78
Adcock, Kirby	2018
Adkins, Jim	1956
Agim, McTelvin	2016, 17, 18
Aguirre, Michael	2006, 07, 08
Akerfelds, Darrel	1980, 81
Akers, Freddy	1958, 59
Akerstrom, Anders	2004
Akin, Chris	1998, 99
Akins, Chris	1995
Akins, Terry	1992
Alberty, Joe Paul	1958, 59, 60
Alberty, Brett	1987
Alcorn, E.	1923
Alcorn, Hal	1917, 18, 20
Alcorn, R.E.	1917, 18, 19, 20
Alderson, Winston	1994, 95, 96
Alexander, Brother	1984, 85
Alexander, Marion	1943
Alexander, Tim	1976, 80
Allen, Austin	2014, 15, 16, 17*
Allen, Brandon	2012, 13, 14*, 15*
Allen, Clint	1976
Allen, Jason	1991, 92, 93, 94*
Allen, Joe	1909
Allen, Josh	2015
Allen, V.V.	1896
Allison, Robert	1939
Alworth, Lance	1959, 60, 61
Ambrose, Damario	2007, 08, 09, 10
Amis, William	1921, 22
Anderson, Gary	1979, 80, 81, 82*
Anderson, Jamaal	2004, 05, 06
Anderson, Ken	1994, 95, 96, 97*
Anderson, Kevin	1984, 85
Anderson, Paul	1944, 45
Andrews, Shawn	2001, 02, 03
Antwine, Anthony	2014, 15
Apolskis, Rick	1986, 87, 88, 89
Arenz, Terry	1958
Arinze, Patrick	2014
Armbrust, Seth	2009, 11
Armendariz, Richard	1984
Askew, Lavunce	2008, 09, 10
Atiga, Robert	2011, 13
Atkinson, Drexel	1948, 49
Atteberry, Dwight	1990, 91
Atwater, Steve	1985, 86, 87, 88*
Atwood, Ralph	1937, 38, 39
Audas, Stan	1973, 75
Avery, Steve	1973, 75
Avlos, Nick	1973*
Ayers, James	1925, 26

B

Bach, Tommy	1957, 58, 59
Bagby, Herman	1923, 24
Bailey, Alvin	2010, 11, 12
Bailey, Jack	1950
Bailey, Joe	1999
Bailey, Mitchell	2008
Bain, James	1915, 16, 19
Baker, Chris	2003, 04, 06, 07
Baker, Ed	1995
Baker, Kevin	2000
Baker, Mark	1994, 95, 96, 97
Baker, Pat	1993, 94
Baker, Toby	2015, 16
Baker, Victor	1980
Baldridge, Joe	1949
Baldwin, Alton	1943, 44, 45, 46
Baldwin, Jake	1945, 49
Ball, Nathan	1999, 00, 01, 02
Balseiro, Chris	2003, 04, 05
Banks, Curtis	1988, 89, 90, 91
Banks, Reggie	2003, 04
Banks, Tim	1965
Bankston, Bill	
Barker, Hubert	1940, 41
Barnes, Charlie	1958
Barnes, David	1957
Barnes, Jim	1966, 67, 68*
Barnes, J.J.	1901
Barnes, Teddy	1973, 74, 75
Barnett, Brandon	2007, 08, 09
Barnett, Robert	1957
Barrett, David	1996, 97, 98, 99*
Barrow, Bubba	1986, 87, 88, 89
Barwegen, Doug	1975, 76, 77
Basore, George	1919, 20, 21
Bass, Bill	1947, 48, 49
Battle, Khiry	2008
Bauer, Reid	2018
Baxter, John	1979
Baxter, Robert	1979
Bayne, Louis	1944
Bazzel, David	1981, 82, 84, 85*
Beachum, Rodney	1982, 83, 84, 85
Beane, Colmore	1944
Beanum, Tevin	2014, 15, 16
Beard, Abner H.	1900, 02
Beard, Chip	1982
Beard, Scott Oscar	1903
Beasley, Jimmy	2000, 01, 02, 03*
Beavers, Garland	1926, 27, 28
Beck, Austin	2014, 15
Belknap, Ray	1919
Bell, Geno	1993, 94, 95, 97
Bell, Jamario	2018
Bell, Mark	1987, 88, 89
Bell, Richard	1957, 58*
Bemberg, Clay	2010
Bender, Mike	1964, 65*
Bennett, Archie	1970, 71
Bennett, Eric	2010, 11, 12, 13
Bennett, Richard	1955, 56, 57
Bennett, Ronnie	1969, 70
Benoit, Steve	1970
Benson, Buddy Bob	1954, 55
Benson, Ken	1989, 90
Benson, Mike	1986, 87
Benton, James "Jim"	1935, 36, 37*
Benton, Jim	1970, 71, 72
Benton, W.R.	1932, 33, 34*
Bentz, J.L.	1895
Bequette, Chris	1984, 85, 86, 87*
Bequette, George	1954, 55, 56
Bequette, Jake	2008, 09, 10*, 11*
Bequette, Jay	1980, 81, 82
Bercher, Martine	1964, 65, 66
Berezansky, Chris	2008
Berner, Dennis	1967, 68, 69
Berry, Benny	1954, 56
Berry, Charlie	1956
Berry, D'Andre	1998, 99, 00, 01
Berry, Greg	1983
Berry, Homer	1922, 23, 24
Berry, Matt	2018
Berryhill, Stuart	1964, 65, 66
Bettis, Evan	2008
Beutelschies, Gene	1962
Bexley, Carleton	1996
Bickerstaff, Ray	1945
Biddle, Joe	1932, 33
Billings, Fred M.	1902
Billingsley, Mickey	1974, 76, 77
Binnion, Scott	1970, 71, 72
Biocic, Jerry	1986, 87
Birdwell, Steve	1969, 70, 71
Birmingham, DeCori	2001, 02, 03, 04*
Black, Charles	1932, 33
Black, Bo	1967, 68
Black, Joe	1964, 65, 66
Blackburn, Claud	1924
Blackburn, Clifford	1923, 24
Blackmer, D.	1901
Blakely, Gervis T.	1910
Blakely, Ronnie	1961



JAKE BEQUETTE lettered from 2008-11 and was a team captain during his last three seasons. An All-SEC selection in 2010 and 2011, he finished his career with 126 tackles, including 31 for loss and 23.5 sacks.

Bland, John	1985, 86, 87, 88*
Bledsoe, Fred	2004, 07
Blevins, Paul	1969
Bloom, John R.	1903, 04
Boatwright, William	1897, 98
Bobo, Donny	1976, 77, 78
Boepple, Emil	1932, 33
Bogard, Jerry	1951, 52, 53
Bohanon, Alex	1993
Bokermann, Mark	2000, 01, 02, 03
Boles, John	1956, 57
Bolton, Andy	1973
Bonneau, Rob	1989
Bonner, Mark	2005, 06, 07
Booth, Marc	1991
Boozman, H.	1924, 25, 26*
Boozman, John	1971, 72
Boren, Phillip	1979, 81, 82, 83
Boschetti, Mike	1968, 69, 70*
Botkin, Kirk	1990, 91, 92, 93*
Boulware, David	1993
Boutwell, Dale	1956
Bowles, Darryl	1979, 80, 81, 82
Boyd, Bill	1964
Boyd, Cordale	2013, 14, 15
Boyd, Rakeem	2018
Boydstun, Brian	1997
Brabham, Danny	1960, 61, 62
Bracey, Bill	1951
Bracken, Richard	2005
Bradford, Carl	1985, 86, 87
Bradford, Eddie	1952, 53, 54
Bradford, Eric	1985, 86, 87, 88
Bradford, Mike	1978, 80
Bradford, Vincent	1993, 94, 95, 96
Bradford, W.	1909, 10, 11, 12
Bradford, William	1921
Bradley, Freddie	1991
Bradley, Melvin	1996, 97, 98
Bradsher, Bobby	1971
Branch, Eric	1997, 98, 99
Branch, Jesse	1961, 62
Branch, Job	1984, 85
Brand, Mike	
Brand, Rodger	1971, 72
Brand, Rodney	1967, 68, 69*
Brandt, Jason	1988, 89, 90
Brannon, Robert	1983, 84
Brasher, Tommy	1961, 62, 63
Brasuell, Jackie	1963, 64, 65*
Braswell, J.C.	1894
Brawner, Jim	1971, 72
Bray, Don	1994, 95
Brazil, Ernest	1917, 18
Breeden, Sam	2000, 01
Breeding, Dylan	2009, 10, 11, 12
Brewer, Nick	2010, 12
Briggs, Oscar Garner	1899
Britt, Maurice	1938, 39, 40
Britt, Tommy	1951
Brittenum, Jon	1963, 65, 66
Broadway, Ramon	2007, 08, 09, 10*
Brooks, Chris	1998, 99
Brooks, Jermaine	1999, 00, 01
Brooks, John	1991
Brooks, Sam	1994, 96, 97
Brooks, William Bud	1952, 53, 54
Brothers, Richard	1985, 86, 87, 88
Brown, Anthony	2005, 06
Brown, Anthony W.	2014
Brown, Charlie	1974
Brown, Fred I.	1900, 01*
Brown, J.R.	1986, 87
Brown, Justin	1995, 96
Brown, Larry	1973, 75
Brown, Montaric	2018
Brown, Pierre	2002, 03, 04, 05*
Brown, Russ	1995, 96, 97, 98
Brown, Spencer	1992, 93, 94, 95
Brown, Thomas	1978, 81, 82
Brown, Vann	1934, 35, 36
Brown, William Buddy	1948, 49, 50*
Browne, Leshon	1986
Browning, Eric	1989, 90, 91, 92
Bruick, Kevin	1985
Bryan, Cameron	2009, 12
Bryan, Frank	1910
Bryan, Lemuel B.	1901, 02*
Bryant, Larry Gunn	1983
Bryant, Thakkeus "Bam"	2002
Bryant, Trent	1977, 78, 79, 80
Bryant, Wesley	1961, 62, 63
Bua, Tony	2000, 01, 02, 03*
Buckalew, Hollis	1928, 29, 30
Buckingham, Earl	1980, 81, 82
Buehner, Brian	2011, 12, 13
Bull, Scott	1972, 74, 75*
Bumpas, Dick	1968, 69, 70*
Burchfield, Mike	1977, 78, 79
Burks, Pete	1995, 96
Burleson, C.H.	1943
Burlingame, Mike	1977, 78, 79
Burlsworth, Brandon	1995, 96, 97, 98*
Burnett, Bill	1968, 69, 70*
Burnett, Bobby	1964, 65*
Burnett, Tommy	1965, 66
Burns, Billy	1972, 73, 74*
Burns, Keith	1980, 81, 82
Burns, Olan	1954, 55, 56
Burris, Pat	1989, 90
Burstein, Matt	1999, 00
Burton, Freddy	2007, 08, 09, 10
Busby, Bo	1973, 74, 75, 76
Butler, Richie	1999, 00, 01, 02*
Butler, Steve	1958, 59, 60*
Butz, Sam	1949
Bynum, Firmon	1940, 41

C

Cain, Dustin	2010
Cain, Terrance	1988
Cain, Tim	1988
Calcagni, Mark	1984, 85
Calcagni, Ron	1975, 76, 77, 78*
Caldwell, Ravin	1982, 83, 84, 85
Caldwell, Tracy	1990, 91, 92, 93
Calloway, Chevin	2017
Calvin, Carlton	1991, 92, 93, 94
Cameron, Pat	1989, 90
Campbell, Charles	1915, 16
Campbell, Dean	1972
Campbell, Jason	2001
Campbell, Joe	1939
Campbell, Leon	1946, 47, 48, 49
Campbell, Louis	1970, 71, 72*
Campbell, Marcus	1994, 95, 96, 97
Campbell, Mike	1973, 74, 75*
Campbell, R. Roy	1894
Campbell, Steadman	2000, 01
Canada, Eugene Bud	1945, 46, 47, 48
Cantlope, Tracy	1992, 93, 94, 95
Cantrell, Austin	2016, 17, 18
Capps, Austin	2016, 17, 18
Capshaw, Gary	1972
Carder, David	1957
Carlton, David	2001, 02, 03, 04
Carpenter, J.P.	1943
Carpenter, Lewis	1950, 51, 52
Carpenter, Preston	1953, 54, 55*
Carr, Daunte	2011, 12, 13, 14
Carroll, Ahmad "Batman"	2001, 02, 03
Carroll, J.J.	1915
Carson, Bill	1994, 95, 96, 97

ALL-TIME LETTERWINNERS

Carter, Bill	1969, 70, 71
Carter, Bubba	1983
Carter, Damani	2015, 18
Carter, Elmo	1896, 97
Carter, Harry	1942, 46
Carter, Jan	1938, 39, 40
Carter, J.N.	1913
Caruthers, Ernie	1978
Castillo, Eric	1989
Castleberry, Mike	1983
Caston, Marvin	1996, 97, 98, 99
Cato, Daryl	1939, 40, 41*
Cauthron, Jim	1952, 53
Caver, Quinton	1997, 98, 99, 00
Cawood, Jim Brown	1894
Caveness, Ronnie	1962, 63, 64*
Ceaser, Caleb	2003
Centers, Donnie	1983, 85, 86
Chalene, Scott	1981, 83
Chalmers, Chris	1996, 97, 98, 99
Chambers, Anthony	1985, 86, 87, 88
Chambers, Joe	1929, 30, 32
Chapman, Johnson	1901, 02
Charpentier, Luke	2011, 12, 13, 14
Chatman, Tyrone	1990, 91, 92, 93*
Cherico, Tony	1984, 85, 86, 87*
Cherry, Mike	1993, 94
Cheyne, Bob	1973
Cheyne, Tommy	1973, 74, 75
Childress, Bob	1956, 57
Childress, Freddie	1985, 86, 87, 88
Childress, John	1959, 60, 61*
Childs, E.	1902
Childs, Greg	2008, 09, 10, 11
Childs, James L.	1904
Chinn, John	1932
Chipman, Marvin	1925, 26
Christenbury, Tom	1980, 81
Christian, Don	1955, 56, 57
Chukwuma, Chrys	1996, 97, 98, 99
Chunn, Del	1990
Cialone, Felice	1942
Cissell, Mickey	1960, 61
Clabom, Joe	1945, 48
Clark, Elbert	1900, 01, 02
Clark, Jack	1940, 41
Clark, Jessie	1981, 82*
Clark, Leon	1994
Clark, W.H.	1930
Clark, Zak	2000, 01
Clary, Ty	2017, 18
Clavelle, Marcus	1997
Clay, Billy	1960, 63
Clay, Charles	1975, 76, 77, 78
Clayton, Michael R.	1957
Clenin, Shane	2018
Cleveland, Ben	2006, 08, 09, 10
Cleveland, Jay	1986
Clinton, Chris	2002
Clyde, Steve	1977, 79, 80, 81
Coats, Jeff	1939, 40, 41
Cobbs, Cedric	1999, 01, 02, 03
Cochran, Maurice	1915, 16
Cody, Russell	1967, 68, 69
Coe, Michael	2003, 04, 05
Colbert, Cameron	2015, 16
Cole, Bob	1993
Cole, Charles	1956
Cole, George	1925, 26, 27
Cole, Johnny	1950, 51, 52
Cole, Nathan	1995, 96, 97, 98
Cole, Ray	1937, 38, 39*
Coleman, Eusell	1925, 26, 27*
Coleman, James W.	1916, 17, 18, 19*
Coleman, Richard	1968, 69
Coleman, Rod	2006, 07
Coleman, Sam	1921, 22, 23*, 24
Coleman, Tiquention	2013, 14
Coleman, Will	2012
Coley, De'Andre	2014, 15, 16, 17
Collier, Jimmy	1959, 60, 61
Collins, Alex	2013, 14, 15
Collins, Jared	2013, 14, 15, 16
Collins, Kirk	1988, 89, 90, 91*
Collins, Ronnie	1976
Collins, Shane	2002
Collins, Terrell	2018
Conger, Marvin	1944
Conley, Steve	1992, 93, 94, 95*
Connor, Paul	1965, 66, 67
Cook, Brey	2011, 12, 13, 14*
Cook, Grant	2008, 09, 10, 11
Cook, Jake	1913, 14
Cook, John D.	1954
Cooks, Mark	1995
Cooney, Anthoney	1986, 87, 88, 89*
Cooney, Mike	1958
Cooper, David	1965, 66, 67
Cooper, D.J.	1996, 97, 98, 99
Cope, Larry	
Cope, Robert	1943, 44
Corbett, Lundy	1936
Cordell, Corkey	1970, 71
Cordelli, Mark	1986
Corgan, Charles	1923
Cornelius, Jared	2014, 15, 16, 17, 18
Cornelius, Jessie	1994, 95, 96
Cornish, Bryan	1991, 92, 93, 94



JOE FERGUSON passed for 4,431 yards in three seasons from 1970-72.

Corrotto, Leo	1933
Cory, A.B.	1894
Cory, Henry J.	1894
Cotton, Delano	1962
Cotton, Kotto	1991, 92, 93
Counce, Dale	1945, 46, 47
Courtney, J.G.	1898
Covington, Pete	1956
Cowan, D, Arthur	2012, 13
Cowger, James	1925, 26, 27
Cowins, Ben	1975, 76, 77, 78*
Cox, Curtis	1959, 60
Cox, David	1968, 69
Cox, Harold Earl	1943, 48
Cox, Harold Eugene	1952
Cox, James	1947
Cox, Steve	1971
Cox, Steve	1979, 80
Crabaugh, Alfred J.	1921, 22, 23
Crabaugh, Quentin	1927, 28, 29
Crafton, James	1947, 48
Craig, Reggie	1972, 73, 74
Craig, Tim	2000
Crawford, Danny	1973, 74
Crawford, Elbert	1986, 87, 88, 89*
Crawford, Kerry	1985, 86, 87, 88
Crawford, London	2006, 07, 08, 09
Creekmore, Steve	1908, 09, 10*
Creighton, Milan	1928, 29, 30*
Crim, Rudell	2009, 10
Criswell, Oliver	1933, 34
Crocker, Patrick	1989, 90
Crockett, Bobby	1963, 64, 65*
Cross, Bob	1950
Cross, Gary	2017, 18
Crow, Olan	1945
Crowder, Tom	2001, 02, 03
Crowley, L.G.	1896
Culpepper, Oren	1954, 55, 56
Culwell, J.D.	1904, 05, 06, 07
Cunningham, Dick	1964, 65, 66
Curl, Kamren	2017, 18
Curry, Ken	1970
Curtis, De'Anthony	2008, 09, 10, 11
Curtis, Jordon	2018
Cypert, Boyd	1910, 11, 12

D

D'Appollonio, Alan	2011, 12, 13, 14
Dacus, Weston	2004, 05, 06, 07*
Daily, Adam	1999, 00
Daily, Marvin	1973, 74, 75
Dale, Jack	1928, 29, 30
Dalton, Dallas	1950
Dalton, Nate	2017, 18
Dameron, Kim	1979, 80, 81, 82
Danenhauer, Marcus	2015
Daniel, Charles	1963, 64*
Danielowicz, Mark	1984, 85
Darr, Earl	1929, 30, 31
Daugherty, Ray	1947
Davenport, Joe Dean	1996, 97, 98, 99
Davenport, Scott	2000, 01, 02, 03
Daves, Joe Paul	1966, 67
David, Richard	1990, 91, 92
Davidson, Gene	1915, 16, 17*, 18, 19
Davie, Andrew	2006, 07, 08
Davis, Adrian	2006, 07, 08, 09
Davis, Alfred	2009, 10, 11, 12*
Davis, Curt	1998, 99, 00, 01*
Davis, Elijah	1973, 74, 75, 76
Davis, Isaac	1990, 91, 92, 93
Davis, Jeff	1991
Davis, Jeremy	2004, 06, 07, 08
Davis, Knile	2009, 10, 12*
Davis, Mike	1971, 72
Davis, Vincent	1991
Davis, Wendel	2006, 07, 08, 09
Davis, William Jake	1946, 49
Davis, Raymond L.	1907, 08, 09, 10
Davis, Walter	1943
Deacon, Adam	2014
Deacon, Tyler	2011, 12
Dean, Brian	1999
Dean, Demetrius	2012
Dean, DJ	2013, 14, 15, 16
Deason, Jess	1955
DeBorde, Skipper	1971
Decker, Robert	2016, 17
Delco, Del	1992, 93, 95
Delmanego, Frank	1941, 42
Deloney, Ernest D.	1905
Derby, A.J	2013, 14
Derry, Lee	1923, 24
De Salvo, Henry	1947
Dew, Robert	1969
Dew, Tommy	1967, 68, 69
Dewey, Mark	1978, 79
Dhonau, Lloyd	1925, 26
Dick, Casey	2005, 06, 07, 08*
Dick, Nathan	2008
Dickerson, Kyle	2002, 03, 04, 05*
Dickerson Jr., Ron	1989, 90, 91, 92
Dickey, David	1966, 67, 68
Dickson, Earnest	1907, 08
Dickson, Enos H.	1906
Dicus, Chuck	1968, 69, 70
Dingler, Lamar	1943*, 44*
Dixon, Arrion	2001, 02, 03, 04*
Dixon, Tommy	1967, 68
Dodson, Matt	2016
Dodson, Tony	1999
Dominguez, Ray	2007, 08, 09, 10
Donaldson, John	1935, 37
Donathan, Jay	1955, 56, 57*
Donathan, Jeff	1926, 27
Donoho, Tommy	1944
Dossey, Jerry	1967, 68, 69
Doughty, Dan	2002, 03
Douglas, Freddie	1972, 73, 74, 75
Douglas, Mark	1979, 80, 81, 82
Douglas, Steve	1979, 80, 81
Douglass, Bill	1965
Downey, Tim	1973
Drake, Randy	1972, 73, 74
Drover, W.H.	1910, 11
Drummonds, Lamar	1957
Dubs, Ford	1913, 15
Duckworth, Bobby	1977, 78, 79, 80
Dudley, David	1983, 84, 85, 86
Dudley, Paul	1959, 61
Duffy, Richard	1984
Dugan, Joe	1949
Duke, Alvin C.	1946, 47, 48, 49*
Dumas, Sammy	1951, 52
Dunagin, Sean	1980
Duncan, William Robert	1953
Dunkelgod, Dennis	1973
Durmon, John	2008, 09

E

Eakin, Kay	1937, 38, 39*
Eason, Alcuin P.	1902, 03, 04
Eason, Darrel	1980, 84
East, Jack	1922
Eckert, George	1948, 49, 50*
Eckwood, Jerry	1975, 76, 78
Edmonds, Bobby Joe	1983, 84, 85
Edmondson, Jim	1930, 31, 32
Edwards, Deon	2018
Edwards, Fred	1969, 70
Edwards, George	1957
Edwards, Kendrick	2014
Edwards, Ross	1917
Edwards, T.A.	1895, 96
Egan, Bob	1950
Eichler, John	1967, 68, 69
Eldson, Gus	1932, 33, 34
Ellington, T.E.	1905, 06, 07, 08, 09
Elliott, Jim	1977, 78, 79, 80
Elliott, Marcus	1982, 83, 84*
Ellis, Brooks	2013, 14, 15*, 16*
Ellis, William Y.	1900, 01
Ellison, Lance	1991, 92, 93, 94
Elton, Murry	1951, 52
Emert, Nathan	2007
Emrich, Matt	2013, 14, 15, 16
Epp, Marlin	1958, 59, 60
Erwin, J.L. Buzz	1968
Erwin, Judson L.	1930, 31, 32
Estes, Benny	1965
Estes, Dan	1908, 10, 11*, 13
Ettinger, Jack	1971, 72, 73*
Eubanks, Anthony	1994, 95, 96, 97*
Eugene Jr., Dwayne	2014, 15, 16, 17
Evans, Caleb	2009
Evans, Denzell	2014, 15
Evans, Hoover	1960, 61, 62
Evans, Kevin	1976, 78, 79, 80
Ewart, James B.	1917, 19, 20

F

Fairchild, Freddie	2005, 07
Farr, Ryan	2011
Farrell, Robert	1976, 77, 78, 79
Faulkinberry, Charles	1952
Faurot, Ron	1980, 81, 82, 83*
Felton, Robert	2004, 05, 06, 07
Fenton, Aaron	2008
Ferguson, Jerry	1956, 57
Ferguson, Joe	1970, 71, 72
Ferguson, John	1948, 49
Ferguson, Pedro	1957
Fergusson, John Bubba	1960
Field, Bobby	1968, 69, 70
Fields, Johnny	1959, 60
Fields, Milton	1980, 81, 82, 83
Fillmore, Sedric	1989
Finch, James	1962, 63, 64*
Finney, Tom	1930
Fischel, Frank	1949, 50, 51
Fish, Reggie	2005, 06, 07, 09
Fishback, Herbert	1894, 95*, 96*, 97*
Fisher Jr., Kelvin	2012
Fleming, Bert R.	1907, 08, 09
Fletcher, Marion	1936, 37, 38
Fletcher, Reed	1913
Floor, Ben	1987, 88, 90
Flores, Shon	1989, 90
Flowers, Jeromy	1996, 97, 98, 99
Flowers, Trey	2011, 12, 13, 14*
Floyd, Cornelius	2014, 15
Flynn, Austin	2012
Foliart, Josh	2000, 01
Fong, John	1958
Ford, Elton	2008, 09, 10, 11
Ford, Henry	1943, 44, 45*, 46
Ford, Henry	1990, 91, 92, 93
Ford, Jerry	1954, 56, 57
Foreman, Jim	1953
Foreman, Marshall	1984, 85, 86
Forrest, Micheal	1975, 76, 77, 78
Forrester, William Ron	1952, 53
Forsythe, Charles	1945
Forte, Elston	2005, 06, 07, 08
Forte, Ike	1974, 75*
Forte, Robert	1940, 41, 42*
Forte, Rod	1984, 85
Foster, Barry	1987, 88, 89
Foucha, Joseph	2018
Fowler, Aubrey	1946, 47
Fowler, Tommy	1961
Franklin, Bill	1946, 47
Franklin, Jerry	2008, 09, 10*, 11*
Franklin, Kenny	1986
Franklin, Luther	1982, 83, 84, 85
Frappia, L.A.	1915
Frazier, E.H.	1912, 15
Freeland, Stuart	1971, 72
Freeman, Grant	2008, 09, 10, 11
Freeman, Reggie	1975, 76, 77
Freeman, Stan	1978, 79
Freeman, William A.	1897, 98, 99, 00
French, Keith	1971
Frieberger, John	1938, 39, 40
Froholdt, Hjalte	2015, 16, 17, 18*
Fryer, Jimmy	1970
Fuchs, Rolland	1973, 74, 75
Fulbright, Bill	1921, 22, 23, 24
Fulbright, Jack	1918
Fulcher, Don	1975, 76
Fulcher, Ron	1973, 74, 75
Fuller, Bill	1953, 54, 55
Fuller, Dick	1970
Fulton, Earl	1933
Furo, Sammy	1949, 50
Futrall, Byron	1923, 24

ALL-TIME LETTERWINNERS



A four-year starting quarterback, **QUINN GROVEY** threw 18 touchdowns as a senior captain in 1990.

G

Gaines, Rohan	2012, 13, 14, 15
Gallon, Jimarr	2001, 02
Galloway, Bob	1976
Galloway, Neal	1981, 82
Garber, Russ	1969, 70, 71
Garcia, Desmond	1999, 00
Gardner, Carnall	1927, 28, 29
Gardner, Ellis	1934
Gardner, Gerald	1958, 59
Garner, Lynn	1967, 68, 69
Garner, Nate	2004, 05, 06, 07
Garner, Randy	1997, 98, 99, 00
Garlington, Tom	1951, 52
Garrett, Dean	1959, 60, 61
Garrett, Grant	1995, 96, 97, 98*
Garrett, Wayne	1955
Garrison, Greg	1981, 82, 83, 84
Gatson, Carlos	1988
Gatson, Greg	2010, 11
Gatson, Greg	1982, 83, 84, 85
Gaston, James	1959, 60
Gels, Clarence	1927, 28, 29*
Geiser, Elvin O.	1932, 33, 34
Geitner, John	1999, 00
Gentry, Williams	1926
Geoghagen, Danny	1968
Gerald, Dorian	2018
Gervasi, Ray	2012, 13
Gibbs, Melvin	1964, 65, 66
Gibson, Johnny	2016, 17, 18
Gifford, Todd	1988, 89, 90
Gilbert, Tyler	2011
Gilbow, Billy	1956, 57, 58
Gilbow, Matt	2004
Gilliam, Bobby	1953, 54, 55
Gilmore, George	1935, 36, 37
Ginn, Charles	1980, 81, 82
Ginn, Tom	1976, 78, 79
Glover, Steve	1972
Goff, Jeff	1978, 79, 80, 81
Gold, Paul	1917, 18*
Golden, Colby	
Goode, Brett	2003, 04, 05, 06
Goodman, John Ed	1983
Gordan, David	2009
Gordon, Minor	1916
Gordon, Nathan	1936, 37
Gorton, Drew	2015
Gotto, Bill	1971, 73
Grabiel, Kent	1921
Gragg, Chris	2008, 10, 11, 12
Gragg, Will	2017
Gramlich, Billy	1960
Grant, Michael	2004, 05, 06, 07
Graves, Cecil Buster	1951, 52, 53
Gray, Bill	1962, 63, 64*
Gray, Cord	2006, 08
Gray, Kenneth	1949
Gray, Oscar	1992, 93, 95
Grayson, Wade	2007, 08, 09, 10
Green, Broderick	2009, 10, 11
Green, Jared	2011, 12
Green, Jerry	1958, 59
Green, Orlando	1998, 99, 00
Green, Robert	1941, 42
Greenlaw, Dre	2015, 16, 17, 18*
Greenwell, Lynn	1958
Gregory, Chip	2007
Griffin, Mike	1970, 71, 72
Griffin, Robert	1949, 50, 51
Grizzle, Jim	1961, 62, 63*
Grooms, Richard	1988
Grovey, Quinn	1987, 88, 89, 90*
Guest, Gordon	1963
Guidry, Briston	2017, 18
Guillot, David	1984
Gullett, Ryan	2003
Gunderson, Blake	2011
Gunn, David	1986
Gunn, Johnson	1952
Gunnell, G.W.	1896
Gunter, Grayson	2016, 18
Guynes, W.M.	1910, 11

H

Hackett, Khalia	2014, 15, 16
Haden, Jack	1933, 34, 35
Hagan, Chester Earl	1933
Hager, James	1946
Hale, Harver	1915, 16
Hale, Ryan	1995, 96, 97, 98*
Hales, Mike	1962
Hall, Carlos	1998, 99, 00, 01*
Hall, DeAnthony	1995, 96
Hall, George	1978, 79, 80, 81
Hall, Jake	2016, 17
Hall, Reggie	1985, 86, 87, 88
Hallum, Charles	1951, 52, 53
Halstead, Glenn	1944, 49
Ham, H.H.	1897, 99
Hamberg, Harold	1940
Hamberg, Walter	1938, 39
Hamilton, Cobi	2009, 10, 11 12
Hamilton, Ed	1946, 48
Hamilton, Hartford	1965, 66, 67*
Hamilton, Norman	1922, 23, 24
Hamilton, Ray	1935, 36, 37
Hamilton, Sparky	1999, 00, 01, 02*
Hamlin, Ken	2000, 01, 02
Hammers, Ronnie	1968, 69, 70
Hammonds, T.J.	2016, 17
Hampton, Dan	1975, 76, 77, 78
Hampton, Harvey	1973, 74, 75, 76
Hampton, Robby	1999, 00
Hampton, William	1975, 76, 77, 78
Hanes, Bob	1965
Hanner, Dave	1949, 50, 51*
Hannah, Jackson	2017
Hansard, Harry	1920, 21, 22
Hardin, T.H.	1915, 16, 17, 18
Hardwick, Richard	1954
Harmon, Neil	1927
Harnish, Roger	1969, 70
Harper, David	
Harper, Harb	1912
Harper, LaSalle	1987, 88
Harper, Jeremiah	1997, 98, 99, 00
Harrell, Chase	2018
Harrell, Gary	1967
Harrell, Derrick	1995
Harrell, Jeremy	2003, 04, 05, 06
Harrinton, Leroy	1921, 22
Harris, Albert	1986, 87, 89, 90
Harris, Alex	1995, 96, 97
Harris, Bret	2008, 09, 11
Harris, Corey G.	2000, 01
Harris, De'Jon	2016, 17, 18*
Harris, Elliott	2001, 02, 03, 04
Harris, Harold	1998, 99, 01
Harris, Jamel	1996, 97, 98, 99
Harris, Josh	2015, 16
Harris, Leotis	1974, 75, 76, 77*
Harris, Matt	2008, 09
Harris, Mike	1981, 82, 83
Harris, Muskie	1973, 74, 76, 77
Harris, Steven	2000, 01, 03, 04*
Harris, Tommy	1972, 73, 74, 75
Harris, Wayne	1958, 59, 60*
Harrison, Charles D.	1898, 99, 00
Harrison, Galloway C.	1911
Harrison, Marcus	2004, 05, 06, 07*
Harrison, Ralph	1925, 26
Harrison, William Ringold	1919
Harriss, Al	1934
Harshaw, JuJu	1987, 88, 89
Hartsfield, Eddie	1973
Harvell, Don	
Harvell, Gary	1967
Hatcher, Keon	2012, 13, 14, 16
Hatfield, Dick	1962, 63, 64*
Hatfield, Ken	1962, 63, 64*
Haun, Bobby	1982, 83
Hawkins, Eric	2013, 14, 15
Hawkins, Wayman	1974, 75
Hay, Bruce	1976, 77, 78
Hayden, Chase	2017, 18
Hayden, Kenneth	1940, 41
Hayden, W.W.	1894
Hayes, Bob	1957
Hayes, Orin	1928, 29, 30
Hayes, Phillip	1994, 95, 96
Hayes, Rockie	1982
Hayfron, Kweku	2001
Haynes, Bratton	1940, 41
Haynes, David	1980
Haynie, Bracy	1921, 22
Hays, Dylan	2017
Hebert, Dexter	1993, 95
Hedgepeth, Steve	1971, 72, 73*
Hedlund, Cole	2015, 16, 17
Heim, Steve	1975, 76, 77
Henderson, Charles	1914
Henderson, Dematt	1899, 00
Henderson, Ed	1948
Henderson, Gerald	1956
Henderson, Mark	1997
Henderson, Paul	1958, 59, 60
Hendren, Mike	1967, 69
Henry, Cliff	1979, 80, 81
Henry, Hayden	2017, 18
Henry, Hunter	2013, 14, 15
Henry, Joseph	2009
Henry, Mark	1988, 89, 90, 91*
Henry, Michael	1995, 96, 97
Henry, Nathan	2001
Henry, Tyrone	1994, 95
Henson, David	1987
Henson, John	2012, 14
Henson, Harold Elgin	1945, 47, 48
Heringer, Al	1995, 97, 98
Herman, Chuck	1977, 78, 79
Hermann, Troy	1957
Herndon, Javontee	2010, 11, 12, 13
Hewitt, Matt	2006, 07
Hickey, Howard	1938, 39, 40*
Hickey, P.J.	2004
Hicks, Anthony	1993, 94, 95, 96
Hicks, Jared	2002, 03, 04, 05
Higgins, Mike	1994
Highsmith, Alonzo	2011, 12*
Hilburn, Sam	1962
Hile, Kevin	1994
Hill, J.W.	1903
Hill, Madre	1994, 95, 98*
Hill, Tom	1984, 85
Hill, Wade	1991
Hillis, Peyton	2004, 05, 06, 07
Hines, Glen Ray	1963, 64, 65*
Hines, Glen Ray	1989, 90
Hines, Will	2012, 13
Hinson, Dock Newton	1918
Hinton, L.E. Percy	1910, 11, 12*
Hirschfield, Hal	1973
Hix, Billy	1948, 49
Hixson, Guy	1907, 08, 09
Hobbs, Gary	1998
Hobbs, Wilburn D.	1898, 99
Hocker, Zach	2010, 11, 12, 13
Hockersmith, Glen	1967, 68
Hockersmith, Steve	1969
Hodge, DeMarcus	2012, 13, 14, 15
Hodge, Jim	1970, 71, 72*
Hoehn, Steve	1965, 66, 67
Hoffman, John	1945, 46
Hogan, Brad	1993
Hogan, Floyd	1973, 74
Hogue, David	1969, 70, 71*
Hogue, Larry	1950, 51, 52
Holderby, R.H.	1920
Holland, Kenneth	1946, 47
Hollander, Jim	1958, 59
Hollingsworth, Mark	1971, 72
Hollister, Cody	2014, 15, 16
Holloway, Derek	1980, 81, 82
Holloway, Judson	2002
Holly, Zeylon	1940
Holmes, Brandon	2000, 01, 02, 03
Holmes, Nate	2012
Holmes, O. Wendell	1928, 30, 31
Holmes, Price	2012, 13
Holmes, Tony	1986, 87
Holt, Jack	1935, 36, 37
Holthoff, Corky	
Hooper, Tommy	1968
Hopkins, Terry	1969, 70
Hopper, Tom	1969, 70
Hopson, E.E.	1906
Horne, Greg	1983, 84, 85, 86
Horner, John	1984
Horsfall, Frank	1895, 96, 97
Horton, Don	1955, 57, 58
Horton, Harold	1960, 61*
Horton, Julian	2010, 11, 12, 13
Horton, Tim	1986, 87, 88, 89*
Houfek, Keith	1979, 80*
House, Raymond	2000, 01, 02*
Houston, Chris	2004, 05, 06
Houston, Rex	1930
Howard, De'Arrius	2002, 03, 04, 05
Howard, Dexter	1991, 92, 93
Howard, Gerald	1998, 00, 01, 02
Howard, Gary	1961, 62, 63
Howard, Jim	1977, 78, 79*
Howard, Shedrick	1989
Howell, Jim Lee	1933, 34, 35
Hubbell, Webb	1967, 68
Huckeba, Jeb	2001, 02, 03, 04*
Hudson, Bryan	1994
Hudson, Steve	1988, 89, 90
Huffman, Bo	1957
Hughes, Howard	1947, 48
Hughes, Max	1980
Humphrey, Maudrecus	2010, 11
Hunt, Jackie	1962, 63
Hunter, Billy	1936
Hunter, Chris	1986, 87, 88, 89
Huntley, Bruce W.	1911, 12
Huntley, P.C.	1908, 09, 10, 11
Hurd, David	2012, 13
Hust, A.S.	1898
Hutton, Counts	1904, 05
Hyatt, Daulton	2018
Hyatt, Robert F.	1906

I

Ihrie, Mike	1982, 84
Ireland, Darwin	1990, 91, 92*, 93
Irwin, Clark	2007
Irwin, Clark	1971, 72
Irwin, Jim	1971, 72
Irwin, Judson	1932*
Irwin, Terry	1974
Irwin-Hill, Sam	2013, 14

J

Jackson, Aaron	1986, 88, 89, 90
Jackson, Alfred	1991, 92, 93
Jackson, Bijhon	2014, 15, 16, 17
Jackson, Carl	1943
Jackson, Colton	2016, 17, 18
Jackson, Ed	1979, 80, 81, 82
Jackson, E.D.	1989, 90, 91, 92*
Jackson, Eddie	2000, 01, 02, 03
Jackson, Elmer	1946, 47
Jackson, Farod	2004, 05, 06, 07
Jackson, John	2002, 03, 04
Jackson, Keith	2003, 04, 05, 06*
Jackson, Kendrick	2015, 16, 17, 18
Jackson, Koilan	2018
Jackson, Larry	1976, 77, 78*
Jackson, Marvin	2001, 03
Jackson, Nick	1995
Jackson, O.C.	1976, 77, 78
Jackson, Tarvaris	2002
Jacobs, Mike	1968
Jamerson, Charlie	1919, 20, 21
James, Bruce	1968, 69, 70
James, Dennis	1971, 72
James, Frank D.	1894, 96, 99
James, Michael	1989, 90, 91
Japp, Gus	1924, 25, 26
Jarvis, Hunter	2011
Jasper, Glen	2006
Jean-Baptiste, Alexy	2018
Jefferies, Elrod B.	1934, 35
Jeffers, Solomon L.	1897
Jefferson, Cameron	2014
Jefferson, Mike	1997
Jeffery, Tony	1991, 92
Jenkins, John	1971
Jenkins, J.R.	1984
Jenkins, Mike	1999
Jernigan, Hugh	1978, 79, 80
Jett, William	1904, 05*
John, Jim	1961, 62, 63
Johnson, Blake	2017, 18
Johnson, Carl	1991, 92, 94, 95
Johnson, Charles	1943, 44
Johnson, Cordale	1992, 94
Johnson, Curtis	1988
Johnson, David	1974
Johnson, Dennis	2008, 09, 11 12
Johnson, Derrick	1998, 99
Johnson, Hayden	2016, 17, 18
Johnson, James	2002
Johnson, Jimmy	1962, 63, 64*
Johnson, Joe	1985, 86, 87, 88
Johnson, John	2003, 04, 05, 06
Johnson, Lee	1964, 65, 66
Johnson, Lewis	1931, 32, 33*
Johnson, Marius	1992, 93, 94, 95
Johnson, Rashaad	2007
Johnson, Ray Lee	1990, 91
Johnson, Robert	2004, 05, 06, 07*
Johnson, Robert	1935
Johnson, Shedrick	2005, 06, 07, 08
Johnson, Taiwan	2014, 15, 16
Johnson, Virgil	1941, 42
Johnson, Willie	1991, 92, 93, 94*
Jones, Alvin	1965, 66, 67
Jones, Austin	2012, 13
Jones, Ben	1942, 43*
Jones, Byran	2010, 11, 12, 13
Jones, Carroll	1944
Jones, Chadd	1997
Jones, Charles	1982
Jones, Chris	2014, 15, 16
Jones, David P.	1941, 42
Jones, DeQuinta	2009, 10, 11 12
Jones, Felix	2005, 06, 07

ALL-TIME LETTERWINNERS

Jones, Guy	1964, 65
Jones, Harry	1964, 65, 66
Jones, Herschel	1952
Jones, Jamie	1971
Jones, Jerry	1962, 63, 64*
Jones, Jeryl	1983, 84, 85
Jones, J.J.	1996, 97, 98, 00
Jones, Jordan	2017, 18
Jones, Matt	2001, 02, 03, 04*
Jones, Meredith	1941, 42
Jones, Nathan	1981, 82, 83, 84
Jones, Patrick	2007, 08, 09, 10
Jones, Ricky	1982
Jones, Ronnie	1969, 70, 71*
Jones, Steve	1971
Jones, Steve	1984, 85, 86, 87
Jones, Todd	1987, 88
Jones, Tom	1979, 80, 81, 82
Jones, Tommy	1991
Jordan, Clark	1932, 33, 34
Jordan, George	1932, 33
Jordan, George	1958
Jordan, Ivan	1972, 73, 74, 75
Jordan, Jim	1968
Jordan, Mike	1964, 65, 66
Jurecka, Mike	1975
Jurney, Bill	1950, 51

K

Kaiser, Earl	1952
Karr, Elwin	1931
Kauffman, Charlie	
Keaton, Byron	2016
Keen, Allen	1935, 36
Keith, Lee	1991
Kelleybrew, Kaelon	2012
Kelley, Cole	2017, 18
Kelly, M. LeRoy	1929, 30, 31
Kelly, Owen	1989, 90, 91, 92*
Kelly, Randy	2004, 05, 06
Kelly-Thomas, Darrell	2012
Kelson, Mike	1969, 70, 71*
Kempf, Kevin	1992
Kennedy, Bill	1970, 71
Kennedy, Brandon	2002, 03, 04, 05*
Kennedy, Kenoy	1996, 97, 98, 99*
Kennedy, Kerry	1990, 91, 92
Kenney, James S.	1913, 14
Kent, Delancey	1996, 97, 98, 99
Kerby, Kent	1927, 28
Kern, Blake	2018
Kersey, Rick	1968, 69, 70
Kessinger, Jim	1984, 86, 87
Kestner, Troy	1991, 92
Ketcher, William	1966, 67
Keyes, Morgan	1997
Keyser, Dick	1953
Kidd, Carl	1993, 94
Kidd, Keith	1981, 82, 83
Kilbourn, Rex	1921, 22
Kilgore, Larry	1970, 71
King, Bobby	1982, 83
King, Cyrus	1924
King, Lee	1972, 73, 74
King, Les	1977
King, Steve	1972
Kingsby, Jim	1982
Kinnebrew, Chris	1992, 93, 94
Kinyo, John	1989
Kirby, Chris	1990, 91
Kirek, Paul	1979
Kirkland, Denver	2013, 14, 15
Kirkland, Mike	1972, 73, 74, 75
Knapp, Trent	1992, 93, 94
Kobel, Raleigh	1894
Kobza, Marty	1982
Koch, Greg	1973, 74, 75, 76
Koehler, Reeve	2015
Kolb, Jim	1954
Kolenda, Greg	1976, 77, 78, 79
Korte, Steve	1981, 82
Kraus, Jack	2015, 16, 17
Kyle, Winton	1929, 30
Kyser, Billy	1957, 58, 59

L

Lackey, Greg	1968
Lacy, Bo	2001, 02, 03*
LaFargue, Richard	1973, 74, 75
LaForge, Ralph	1932, 33, 34
LaFrance, Giovanni	2018
Lahay, Bruce	1978, 79, 81
Lairamore, Chad	
Lairmore, F.G.	1938
Lake, Howard	1933, 34
Lake, Jarrett	2010, 11, 12, 13
Lalman, Ed	1936, 37
Lamb, Jerry	1962, 63, 64*
Lambert, Eugene	1927, 28
Lambright, Frank	1944, 47, 48
Lancaster, Sacha	1998, 99, 00, 01
Lancelot, John	1957
Lane, Calvin	1944, 45
Langston, James	
Langston, Tim	1960, 61, 62
Lashley, David	1951, 52, 53
Lasker, Greg	1982, 83, 84, 85*
Latourette, Todd	1995, 96, 97, 98
Lawhorn, Jay	1940, 41, 42
Leandre, Walner	2007, 08
Ledbetter, Homer	1929, 30, 31
Ledbetter, Jeremiah	2015, 16
Lee, Mark	1981, 82, 83, 84*
Lemond, Martin	1976
Lenz, Bill	1985
Leon, Anthony	2009, 10
Letsinger, Leslie	1958, 59, 60
Leverett, Charles D.	1906
Leverett, G.V.	1914
Levine, M.H.	
Lewis, Brandon	2013, 14, 15, 16
Lewis, Garrett	2003
Lewis, Mark	1974, 75, 77
Lewis, Robert	1969
Liddell, Josh	2014, 15, 16, 17
Limpert, Connor	2016, 17, 18
Lindsey, Jack	2018
Lindsey, Jim	1963, 64, 65*
Lindsey, Lyndy	1988, 89, 90, 91
Lindsey, Marvin	1943
Lindsey, Wright	1894*
Linebarier, Bob	1951, 52
Linebarier, Chester	1949
Lineberger, Jerry	1960, 61, 62
Lineberger, Phil	1966
Linton, Morgan	2012, 13
Lisko, Frankie	1983, 84
Little, Emmett	1900, 01
Little, Steve	1974, 75, 76, 77*
Lively, Bill	1971
Lively, Charles	1942, 46, 47
Lloyd, Odis	1985, 86, 87, 88*
Lockhart, Tony	1998
Locke, Birt	1977, 78, 79
Loewen, Mitchell	2012, 13, 14, 15
Logan, Cedric	2005
Loggains, Dowell	2001, 02, 03, 04
Logsden, Robert	1950
Logue, Donald	1949, 50
London, Jack	1963
Long, Francis	1952
Long, Gordon	1944, 46, 47, 48
Long, Jim	1972
Long, Scott	1989, 90, 91, 92
Looney, Stacy	1947, 49
Loudermilk, Hubert	1996, 97, 98, 99
Loudemilk, J.W.	1952
Love, DeMarcus	2007, 08, 09* 10*
Love, Jamar	2005, 06, 07, 08*
Love, Jermaine	2007, 08, 09, 10
Lowe, Defonta	2012
Lowe, Glen	1970, 71, 72
Lubker, Herman	1942, 46
Lucas, Anthony	1995, 97, 98, 99*
Lucas, Ryder	2015, 16, 17, 18
Lucky, Art	1975
Lueders, Jamie	1984, 85
Luigs, Jonathan	2005, 06, 07, 08*
Lunday, Kenneth	1935, 36
Lunney, Barry	1992, 93, 94, 95*
Lunney, John	1946, 47, 48, 49
Luplow, Billy	1958, 59*
Luplow, Rollie	1955, 56, 57
Lusby, Vaughn	1974, 76, 77, 78
Luther, Mark	2001
Lyons, Bill	1954, 55
Lyons, Floyd	1937, 38, 39

M

Mabry, Jim	1986, 87, 88, 89
Mabry, Tom	1969, 70, 71
Madden, George	2018
Madison, Isaac	2007, 08, 10, 11
Mahan, Benji	1998
Mallet, James	1991
Mallett, Ryan	2009*, 10*
Malone, Michael	2002
Malone, Oscar	1992, 93, 94, 96
Manor, Brison	1973, 74
Marlow, Ronnie	1989
Maroney, Mickey	1965, 66
Marshall, Fred	1962, 63, 64
Marshall, Herbert	1951, 52
Marshall, Jonathan	2017, 18
Marshall, Korliss	2013
Marshall, Matt	2009, 10, 11, 12
Marshall, Steven	1988
Marshall, Wayne	1942
Martin, Brandon	2017
Martin, Drew	1936, 37
Martin, E. G.	1897, 98*
Martin, Finis	1932
Martin, Herbert Ray	1959
Martin, Kenneth	
Martin, Lee	1912
Martin, Neal	1938
Martin, Neil	1954, 55, 56*
Martin, Patrick	1975, 76, 77
Martin, Robert	1934, 35, 36
Martin, Wayne	1985, 86, 87, 88
Mason, Darryl	1978, 79, 80, 81*
Mason, Myles	2018
Mason, Ty	1988, 89, 90, 91
Massa, Kenn	1986
Massey, Mike	1976, 77, 78, 79
Massey, Shane	1986
Matheny, Ronald	1979, 80, 81
Matthews, Walter	1954, 55
Matthews, Wilson	1942
Mauldin, Travis	1965, 66
Maxwell, Bruce	1966, 68, 69*
May, Bill	1958
May, Pat	1967, 68
May, Russell	1910, 11, 12, 13*
Mayes, Jim	1962, 63
Mays, Dudley	1937, 38, 39
Mazza, Carl	1952
Mazzanti, Francis	1955
Mazzanti, Geno	1948, 49
Mazzanti, Jerry	1960, 61, 62
Mazzanti, Paul	1958
McAfee, Hal	1973, 74, 75*
McAndrews, Joe A.	1898, 00
McBride, Jared	2000
McCall, J.K.	1899
McClard, Bill	1969, 70, 71
McClellion, Jarques	2018
McClure, D'Vone	2016, 2018
McClure, John	2014
McCollough, William	1922
McConkey, Homer	1921
McCoy, James	1987, 88, 89
McDaniel, Arthur J.	1894, 95, 96
McDonald, Gary	1957
McDoniel, Estes	1939, 40
McDougle, Carlus	1997, 98
McElvogue, Don	1966, 67
McEntire, Rusty	2003
McFadden, Darren	2005, 06, 07
McFadden, Gerald	1954, 55
McFain, Adam	2014, 16
McFarland, Terry	1970
McGaha, Melvin	1944, 46, 47*
McGaughey, Chris	1990
McGee, David	1983, 84, 85
McGill, J. Tate	1916, 19, 20*
McGill, Leighton	1925, 26



Over his three seasons, **JONATHAN WILLIAMS** racked up 2,321 yards on the ground, highlighted by nine 100-yard games, a 5.7 yards per rush average and 16 touchdowns.

McGowan, James	1983
McHan, Lamar	1951, 52, 53
McIntosh, Ellis	1943
McKay, Mekale	2012
McKinney, Chuck	1974
McKinney, Davyon	2012, 13, 14, 15
McKinney, George	1959, 60, 61*
McKnelly, Tom	1962, 63, 64*
McLain, C.J.	1995, 96, 98
McLeod, George E.	1957
McMurray, Gerald	1981
McNair, Bill	1942
McNatt, Drew	
McNulty, Gordon	1968, 69
McPherson, Connor	2017
McQuay, Ken	1987, 88, 89
Meacham, Allen	1988, 89
Meadors, J.J.	1992, 93, 94, 95
Meadors, Johnnie	1974, 75, 76
Measel, John	1933, 34
Melton, Josh	1999, 00, 01, 02
Merrick, Jalen	2016, 17
Meyer, Percy B.	1899
Meyers, J.C.	1902, 03
Michael, Billy	1956, 57, 58*
Michael, Edward	1945
Milam, Charles	1943, 48, 49, 50
Miles, Wayne	1972
Miles-Nash, Colton	2009, 10, 11, 12
Milford, C.C.	1904, 05, 06, 07*, 08, 09
Miller, Caleb	2000, 01, 02, 03*
Miller, Carl	1982, 83, 84, 85
Miller, Chris	1995
Miller, Lucas	2006, 07, 08, 09
Miller, Mark	1973, 74, 75
Miller, Nick	1983, 84, 85*
Miller, Reid	2015, 16, 17
Miller, Richard	1927, 28, 29
Miller, Richey	1985, 86, 87, 88
Miller, Scott	1990
Mills, E.F.	1913
Minde, Josh	2008
Minor, James	1946, 47*
Minor, Keante	2011, 12
Miros, Greg	1985
Mistler, Mark	1981, 82, 83*
Mitcham, Marty	1977, 78, 79
Mitchel, Tevin	2011, 12, 13, 14
Mitchell, Brandon	2010, 11, 12
Mitchell, Braylon	2011, 12, 13, 14
Mitchell, Bruce	1973, 74, 76
Mitchell, Damon	2015, 16
Mitchell, Ernest	2005, 06, 07, 08
Mitchell, James	1895, 96
Mitchell, Jerry	2010, 11, 12, 13
Mitchell, Monroe	1983
Mitchell, Verl	1992, 93, 94, 95
Mobra, Frank	1949
Moffitt, Mike	2007
Mohammed, Alfred	1978, 79, 81, 82
Mohr, Mike	1984
Monday, James	1984
Money, Shannon	1998, 99, 00, 01
Monk, Marcus	2004, 05, 06, 07*
Monroe, James	1956, 58, 59*
Montgomery, Bill	1968, 69, 70
Montgomery, Lloyd	1936, 37
Moody, Billy Joe	1960, 61, 62
Mook, Ed	1994
Moon, Phillip	1978, 79, 80
Moore, Billy	1960, 61, 62*
Moore, Charlie	1960, 61
Moore, Clarke	2002, 03, 04, 05
Moore, Derek	2004
Moore, George J.	1905
Moore, H. Dade	1894
Moore, Henry	1953, 54, 55*
Moore, James L.	1895
Moore, Jerry	1961
Moore, Jerry	1968, 69, 70
Moore, Jess	1903, 04*
Moore, Joe Faye	1927, 28, 29
Moore, Tommy	1961, 62, 63
Mooty, Jerry	1965
Mooty, Jim	1957, 58, 59
Moran, Jack	1965, 66
Moranz, George	1952
Morgan, Claud	1923
Morgan, Drew	2013, 14, 15, 16
Morgan, Grant	2017, 2018
Morgan, Tyler	2004, 05
Morreale, Rossi	1997, 98, 99
Morris, Jack	1970
Morris, James	1985, 87, 88
Morris, Teddy	1978, 79, 80, 81*
Morris, Tyson	2018
Morrison, Matt	1972, 73, 74
Morrison, Pat	1968, 69, 70
Morrow, David G.	
Morrow, Ric	1975, 76
Mortensen, Alex	2005, 08
Morton, Dickey	1971, 72, 73*
Morton, Lock	1923
Mosely, Frank	1937, 38
Moseley, John	1972
Mosley, Bo	2000, 01, 02, 03
Mosley, Eddie	1995, 96
Mosier, Cody	1988, 91
Moss, Austin	2009
Moss, Jacob	2003
Moss, Ontraia	1996, 97, 98, 99
Muldrew, Correy	2000, 01
Mullins, Jim	1967, 68, 69
Mullins, T.C.	1904, 05
Mulrenin, Cass	1917
Munson, Derrick	2017, 18
Munson, Mike	1985
Murphy, Tom	1931, 32, 33
Murphy, Wes	2002, 03, 05, 06
Murrey, Joe H.	1913
Murrey, J.T.	1914
Mustain, Mitch	2006

ALL-TIME LETTERWINNERS



JIM LINDSEY helped the Razorbacks to an undefeated 11-0 record and a national championship in 1964. A team captain in 1965, he went on to a seven-year professional football career with the Minnesota Vikings in the National Football League playing for legendary Coach Bud Grant from 1966-72.

N

Nagy, Tony	1992, 94
Nalley, Chuck	1999, 00, 01, 02*
Nalley, Louis	1966, 67, 68
Nance, Jonathan	2017
Nations, Leslie	1931, 32
Neal, Aubrey	1938, 40, 41
Nealon, Richard	1950
Neely, Walter	1931
Nelson, Jerico	2008, 09, 10, 11*
Nelson, Saint	1996
Nelson, Walter	1971, 72
Nelson, Willis J.	1907, 08*, 09
Nero, Norman	1995, 96, 97, 98
Nesbit, Robert	1950
Nesbit, Gerald	1955, 56, 57*
Newby, Jack	1933, 34
Nicholas, Rhody	1943
Nichols, Cory	1995, 96, 97
Nichols, Bobby	1969, 70, 71*
Nichols, Q.B.	1912
Nix, Edsel	1951, 52, 53
Nix, John	1957
Nix, Robert	1964, 65*
Norman, Nathan	1996, 97, 98, 99
Norman, W.S.	1894
Northern, Buddy	
Norton, Delbert A.	1905
Norton, Jerell	2006, 07, 09
Norwood, Gordon	1967, 68
Norwood, Ray	1910
Nunnerly, Mike	1992, 93, 94, 95
Nutt, Danny	1984
Nutt, Houston	1976, 77

O

O'Brien, Kelvin	1973, 74
O'Donohoe, Brennan	2000, 01, 02, 03
O'Grady, Cheyenne	2017, 18
O'Neal, Wesley	2001, 02
Oden, Anthony	2009
Okoli, Ramon	1993
Olajubutu, Sam	2003, 04, 05, 06*
Oliver, Chris	1990, 91, 92, 93
Ollison, Grady	2012, 13
Ollison, Tony	1987, 88, 89, 90
Olney, Lee S.	1903, 04, 05
Ordonez, Ish	1978, 79, 80
Orrick, C.E.	1907, 08, 09
Osborne, Pervis	2000, 02
Ousley, Carlos	2002, 03
Overby, Rogers	1955, 56
Owen, B.A.	1936, 37
Owenby, Tatum	2000, 01
Owens, Kerry	1985, 86, 87, 88*
Owens, Lewis F.	1896, 97, 98
Owens, W.B.	1938
Oxner, Seth	2008, 09, 10

P

Painter, Zac	1995, 96, 97, 98
Paldino, Paul	1941, 42
Palmer, Courtney	1990
Palmer, L.L.	1905, 06
Papageorge, George	1948, 49
Parchman, O.D.	1913, 14
Parker, Curtis	1924, 25
Parker, Dudley	1975
Parker, Guy	1968, 69, 70
Parker, J.H.	1895
Parker, Mike	1962, 63*
Parker, Sam	1938, 39
Parker, Shelton	2000, 01, 02
Parker, Stephen	2004, 05, 06
Parks, Eric	1998
Parks, Limbo	1985, 86
Parks, Ray	1976
Parmer, Mike	1973, 75
Parrish, Norm	1977
Parson, Gary	1968, 69
Patton, Jeremy	2017, 18
Payne, Kyle	2005
Peacock, Jason	2011, 12
Peacock, Max	1967, 68
Pearce, Howard	1940
Pearce, LeRoy	1954
Pearson, Bobby	1955
Pearson, Radale	2000
Peebles, Titus	2003, 04
Peevy, Dean	1990, 92, 93, 94
Pennington, Don	1948
Pense, Leon	1943, 44
Pensell, Larkus	1958
Perdue, Gordon	1917
Perdue, Monroe	1919
Perry, Caleb	2000, 02, 03
Perry, Gene	2003, 04
Perry, James	1993
Perry, Pat	1952
Perry, Stuart	1955, 56, 57
Perryman, S.S.	1898
Peters, Jason	2001, 02, 03
Peters, Jim	2000, 01
Peters, Otha	2012, 13
Peters, Raymond	1947, 48
Peterson, Skye	2004
Petray, Allen	1973, 74, 75
Petrus, Mitch	2005, 06, 07, 09
Petty, Jermaine	1999, 00, 01
Pettway, La'Michael	2016, 17, 18
Phillip, H.E.	1906, 07, 09, 10, 11
Phillips, Chief	1912
Phillips, Danny	1977, 78, 79, 80
Phillips, Harold Jiggs	1950
Phillips, Loyd	1964, 65, 66
Phillips, Mackenzie	1988, 89, 91
Phillips, Matthew	2018
Phillips, M.R. Stanley	1907, 08, 09*
Phillips, Terry Don	1966, 68, 69
Phillips, Tyler	2016
Phillips, William H.	1930, 31, 32
Philon, Darius	2013, 14
Pickens, Billy	1951, 52, 53
Pickett, Daryal	1980, 81
Pickett, Ivan	1991, 92
Pierce, Bill	1980
Pierce, Mark	2001, 02, 03
Pinkston, Greg	1955, 56, 57
Pipkin, Joyce	1946*, 47
Pitner, Matt	1989, 90
Pitts, R.C.	1941
Plafcan, Cole	1994
Plunk, Jim	1997
Poff, A.A.	1912
Polk, Tommy	1961, 62
Pollard, J.W.	1895, 96
Pool, Bumper	2018
Poole, Dedrick	2002, 04, 05
Poole, H.L. Ike	1933, 34, 35
Potts, Thomas O.	1896
Powell, Cliff	1967, 68, 69*
Powell, William	1969
Powers, Ryan	2007, 08, 09, 10
Poydras, Marcellus	1999, 00, 01, 02
Prescott, Mark	1980
Pressley, Chase	2003, 05, 06
Preston, Doyle	1992, 93
Price, Jim	1963, 64
Price, John	1982
Price, Kerwin	1988, 89, 90, 91
Price, Donny	1973
Pritchard, Ross	1946, 47, 48, 50
Procter, Bobby	1953, 54*
Proud, Bryan	
Pruitt, Grant	1998
Pruett, John R.	1905
Pryor, Jerry	1992
Pryor, R. Dean	1950, 51, 52*
Ptak, James V.	1919
Pullen, James	1964
Pulley, Ryan	2015, 16, 18
Putman, L.E.	1896

R

Raether, Pete	1990, 91, 92
Ragland, H.S.	1901, 02, 03*
Ragnow, Frank	2014, 15, 16, 17*
Rainwater, Elmer	1922, 23
Ramey, Paul	1967
Ramirez, Paul	2017
Ramirez, Santos	2015, 16, 17*, 18*
Ramsay, Louis	1940, 41
Ramsey, Charles	1953
Ramsey, Randy	2014, 16, 17, 18
Randolph, Billy R.	1943
Rankin, Roxie	1943
Rasner, Ross	2009, 10, 11 12
Ratcliff, E.M.	1912, 13
Raulerson, Jake	2016, 17
Rawlings, Ralph	1936, 37
Ray, Alvin	1998, 00
Ray, Herman	1934
Ray, Lance	2010
Reavis, David	1970, 71, 72
Reber, Kent	1981, 82, 83
Reed, Dominique	2015, 16
Reed, Don	1956
Reed, Jim Ed	1997, 99, 00
Reed, J.L.	1912
Reed, R.G.	1912
Reed, Robert	1994
Reed, Scott	1983
Reed, Tom	1970, 71, 72*
Rees, John Aaron	2005, 06, 07, 08
Rees, John	1968, 69, 70
Reginelli, Phillip	1951, 53
Reichardt, Chris	1914, 15, 16*
Reichert, James	1947, 48
Reid, Jim	1956
Reinig, Mike	1976
Reith, Jerry	2002, 03
Renfro, Elza	1923
Reppond, Mike	1970, 71, 72
Reuter, Buddy	1958, 59
Revard, Ron	1971, 72
Reynolds, Bobby	1962
Reynolds, Matt	2016
Rhiddlehoover, Jon	1972, 73, 74
Rhodes, Danny	1971, 72, 73*
Rhyne, Jake O.	1912
Richard, Don	1947
Richard, Jack S.	1948, 50
Richardson, Ernie	1965
Richardson, Gabe	2018
Richardson, Jon	1970, 71, 72
Richardson II, Kevin	2014, 15, 16, 17*, 18
Richardson, Lawrence	2001, 02, 03
Richardson, Matterral	2004, 05, 06, 07*
Richardson, Rhett	2007, 08, 09, 10
Richardson, Richard	1979, 80, 81, 82*
Reiderer, Don	1948, 49, 50
Riley, Ozzie	1977, 78, 79
Rinehart, Jim	1949, 50, 51
Ritschel, Don	1956, 57, 58
Rivers, Scott	1994, 95, 96*
Robbins, Jack	1935, 36, 37*
Roberts, Odus	1937
Roberts, Theron	1946, 47, 49
Roberts, Wayland	1953, 54, 55
Robinson, Antwain	2005, 06, 07, 08
Robinson, Gary	1964*
Robinson, Jack	1929, 30, 31
Robinson, Lerinezo	2002, 03, 04, 05
Robinson, Michael	2003, 04
Roebuck, Gene	1958
Roesler, Karl	2014, 15, 16, 17
Rogers, Darren	2002, 03, 04
Rogers, Tommy H.	1894, 95
Rogers, William Buddy	1948, 49, 50
Rogers, Yandell	1922, 23, 24*
Rogers, Zach	2015, 16, 17
Rolen, Chad	1987, 88, 89, 90*
Roper, Bobby	1964, 65*
Roper, Gary	1974
Roper, Kyle	2002, 03, 04, 05*
Rose, Glen	1925, 26, 27
Ross, J.R.	1976, 77
Rossi, Luke	2015
Roth, Jim	1952, 53, 54*
Rouse, James	1985, 87, 88, 89
Rowland, Eckel	1949
Rownd, Ed	1971, 72, 73
Rucker, Choice	1933, 34, 35*
Rucker, Jeff	1924, 25
Rucker, Paul	1932, 34
Ruckers, Madison	1942
Rudasill, Bill	1983
Rudd, James T.	1912, 13, 14*, 15*
Ruggles, William A.	1900, 01, 02
Ruple, Ernest	1965, 66, 67*
Rusher, Gus	1969, 70, 71
Rushing, Gerald	1920, 21, 22
Rushing, Jack	1948, 49, 50
Russell, Derek	1987, 88, 89, 90
Russell, Randy	1989
Rutherford, R.P.	1895, 96
Rutledge, John	2000
Rystrom, Tom	1976

S

Sadler, Dennis	1972
Sadler, Nelson	1927
Sadler, William P.	1914, 15
Sagley, Floyd	1951, 52, 53
Saling, Lane	2015
Sain, Tommy	1964, 65
Saint, Mike	1970, 71, 72
Saint Pierre, Bob	1952
Sales, Roland	1977, 78, 79*
Saliba, Eddie	1937
Salley, Bryan	1979
Sallings, Max	1941, 42
Salters, Carlton	2007, 08, 09
Sampson, Howard	1974, 75, 76, 77*
Sanders, C.F.	1895
Sanders, Carrel	1917
Sanders, Curtis	1998, 99
Sanders, David	1994, 95, 96, 97
Sanders, Percy	1935, 36
Sandlin, Kenny	1998, 99, 00, 01*
Saunders, Chris	2015
Savage, Jeff	1992
Saxton, Jerry	1977, 78
Scanlon, Kevin	1978, 79
Scalet, Joe	1938
Scarbrough, David	1941, 42
Schalchin, George	1912
Schaufele, Louis	1948, 49, 50
Schaufele, Mike	1967
Scheel, Doug	1971, 73
Schell, David	1984, 85, 86, 87
Schmidt, Harold	1940
Schoolcraft, Jim	1982, 83
Schoonover, Wear	1927, 28, 29
Schumchyk, Frank	1944
Schumchyk, Mike	1944, 45, 48
Scott, Brad	1924, 25*, 26
Scott, Carl L.	
Scott, Clyde	1946, 47, 48*
Scott, Earl	1992, 93, 94, 95
Scott, John T.	1900
Scott, Justin	2001, 02, 03*
Scott, Mike	1976, 77, 78
Scott, Tracy	1949
Seamster, Savoy	1935
Seawell, A.C.	1895
Seawell, W.L.	1895
Secrest, Earl	1930, 31*
Secrest, Jack	1929
Sellers, Jimmy D.	1957
Shaddox, John	1946, 49
Shakelford, J.M.	1916
Shantz, Bobby	1980, 81, 82
Shantz, Joe	1978, 79, 80
Shavers, Marcus	2005, 06, 07
Shaw, Calvin	1980, 81, 82, 83
Shaw, Homer	1926
Shaw, Thurman	1979, 80, 81
Shelby, Shannon	1993, 95
Shepherd, Mike	1986, 87, 88, 89*
Sheppard, Malcolm	2006, 07, 08* 09*
Sherland, Mark	1932, 33, 34
Shibest, James	1983, 84, 85, 86*
Shimer, Ted	1987, 88, 89, 90
Shockley, Brett	1999, 00
Shofner, Jim	1945
Shoup, Brad	1976, 77, 78
Showers, Carlos	1993, 94, 95, 96
Shumaker, Rick	1976, 77, 78
Sickle, Clifford	1936*
Sidney, Shannon	1994, 95, 96, 97
Sigman, Mike	1966, 67, 68
Silliman, W.E.	1911
Silver, Jordan	2018
Simington, Milton	1938, 39, 40
Simpson, Jim	1986, 87, 88
Simpson, Travis	1948, 49, 50
Sims, Buddy	1964, 65
Sims, Chuck	1972, 73
Sims, Desmond	2003, 04, 05, 06*
Singer, Saul	1938, 39
Sisson, Walter	1941
Skillern, James	1915
Skinner, Gerald	1973, 74, 75, 76
Skinner, Jacob	2003, 04, 05, 06
Skinner, Jerol	1991
Skipper, Dan	2013, 14, 15*, 16
Slaughter, Justin	2004
Slay, T.C.	1997, 00
Sloan, Chester C.	1898, 99*
Sloan, Dwight	1936, 37
Small, Kiero	2011, 13*
Smart, David	1985, 86
Smith, Arlis	1917, 20, 21
Smith Sr., Billy Ray	1954, 56
Smith Jr., Billy Ray	1979, 80, 81, 82*
Smith, Calvin	1945
Smith, Carl C.	1899
Smith, Chris	2010, 11, 12, 13*
Smith, Clarence	1920, 21, 22*
Smith, Cornelius	1976, 77
Smith, Darrell	2010
Smith, Darrell	1999
Smith, Demetrius	1990, 91, 93, 94
Smith, Dewitt	1967, 68, 69
Smith, Elmer	1949
Smith, Emanuel	1996, 97, 98, 99
Smith, Fred	1924
Smith, Gerald	1986, 87
Smith, Hezekiah	2006, 07

ALL-TIME LETTERWINNERS

Smith, Howard	
Smith, James H.	1949, 50, 51
Smith, James R.	1945
Smith, Jarrette D.	1948, 49
Smith, L.P.	1916, 17, 18, 19
Smith, Mark	1986
Smith, Mark	1993, 94, 95, 96*
Smith, Martin	1982
Smith, Micahh	2017, 18
Smith, Michael	2006, 07, 08, 09*
Smith, Minor	1924, 25, 26
Smith, Richard	2000, 01, 02, 03
Smith, Robin	1977, 78
Smith, Rollen	1973, 74*
Smith, Ronnie Mac	1962, 63, 64*
Smith, Tim	1987
Smith, T.J.	2016, 17, 18
Smith, Trey	1982
Smith, William Joseph	1951
Smith, Zack	1938
Smithey, Claud	1964, 65, 66
Smothers, Mitch	2011, 13, 14, 15
Snider, Zach	2005
Snowden, Michael	1996, 97, 98, 00
Soli, Junior	1992, 93, 94, 95
Sorahan, Ryan	2001, 02, 03
Souter, Ted	1954, 55, 56*
South, Ronny	1965, 67
Southerland, William	1938
Spain, Harold	1951, 52, 53
Spaight, Martrell	2013, 14
Spangler, Shannon	1989
Spann, Dwayne	1988
Sparks, Claude	1908, 09
Sparks, Stan	1962, 63
Spencer, Edward	1954
Spencer, Terry	1990, 91, 92
Sperring, James	1951, 52
Spillers, Ray	1934, 35, 36
Spivey, Bill	1933, 34
Spriggs, David	1974
Sprinkle, Jeremy	2013, 14, 15, 16
Stadther, Zach	2008, 09, 10, 11
Stallings, Randall	1936, 37, 38
Stancil, William	1948, 49
Stankovitch, Bob	1968, 69
Stanley, Tom E.	1902, 03, 05
Stansberry, E.E.	1914, 15, 16
Stavely, Mark	2002
Steelman, Harold	1954, 55
Steelman, Tyler	2007
Steger, Curtis	1984
Stendel, Marvin	1950
Stevenson, James E.	1916
Stewart, Andru	2009, 10
Stewart, Deon	2016, 17, 18
Stewart, George	1978, 79, 80*
Stewart, Randy	1963, 64, 65*
Stewart, Terry	1967, 68, 69*
Stewart, Wayne	1986, 87, 88
Stiggers, Gary	1977, 78, 79, 80
Stinson, Rod	1997, 98, 99, 00
Stitten, John	1984, 85, 86, 87
Stockdell, Cary	1968, 69
Stockton, Harold	1948, 50
Stoerner, Clint	1996, 97, 98, 99*
Stolt, Alan	
Stone, Donnie	1956, 57, 58
Storey, Shane	1987
Storey, Ty	2017, 18
Stout, Louis	1930, 31, 32
Stout, Robert	1937, 38, 39
Stover, Donald	1912
Strain, Ray	1972
Straschinske, Ray	1990, 91, 92, 93
Street, Russell	1999
Strickland, J.S.	1897
Stringer, Chris	2012, 14
Stringer, Tom	1951
Struebing, Don	1993
Stumon, Van	2008, 09, 10
Sykes, Willie	2015
Sullivan, Jerry	1977, 78
Summerall, Pat	1949, 50, 51*
Summers, Scott	2002
Sutherland, Bruce	1978, 81
Sutton, John	1975
Sutton, John	1940, 41
Sutton, William Buddy	1950, 51, 52*
Swanson, Bill	1983
Swanson, Travis	2010, 11, 12*, 13*
Swartz, Anthony	1994, 95
Swartz, Matt	2000
Switzer, Barry	1957, 58, 59*
Switzer, Greg	1988, 89, 90, 91

T

Tackett, Buddy	1962, 63
Tallent, Major	1948
Talley, Fred	2000, 01, 02*
Tanner, Terry	1980
Tate, Austin	2010, 11, 12, 13
Tatum, Terry	1982, 83, 84, 85
Taylor, Brad	1981, 82, 83, 84
Taylor, Brad	2012, 13
Taylor, Jim	1971, 72
Taylor, John	1975, 76
Taylor II, Michael	2018
Tegethoff, Carl	1981, 82
Temple, Charlie	1949
Templeton, Mason	2004, 05, 06
Tejada, Alex	2007, 08, 09, 10
Thielemann, R.C.	1973, 74, 75, 76
Thomas, Barry	1982, 83
Thomas, Bill	1943
Thomas, Brad	1973, 74, 75
Thomas, Billy Ray	1944, 46, 47, 48
Thomas, Champ	1967
Thomas, Curtis	1991, 93, 94
Thomas, Derrick	1983, 84, 85, 86*
Thomas, Floyd	1947
Thomas, Greg	1984, 85, 86, 87*
Thomas, Mick	1989, 90, 91
Thomas, Robert	2011, 12, 13*
Thomas, Tramain	2008, 09, 10, 11
Thomas, Travis	1922, 23, 24
Thomas, Will	1901
Thomas, Zhamal	2009, 10
Thomas-Smith, Nick	2015
Thomason, George	1950, 51, 52
Thomason, Joe	1953, 54, 55
Thompson, David	2004, 05
Thompson, Derrick	1992
Thompson, Lance	2005, 06, 07, 08
Thompson, Skip	1987, 88
Thorpe, Wilfred	1937, 38, 39
Thornton, DuVall	1947, 48, 49
Thurman, Scotty	2015
Tibbits, Joe	1941, 42
Tidwell, Chris	1995
Tolbert, James	1979, 80, 81
Toliver, Henre'	2014, 15, 16, 17
Toole, Drew	1971, 72
Toussaint, James	2002
Towler, George F.	1898
Townsend, Curtis	1975, 76
Trail, Ray	1960, 61, 62*
Trail, Richard	1964, 65, 66
Trainor, Kendall	1985, 86, 87, 88
Trantham, Tommy	1965, 66, 67
Tranum, Billy	1957, 58, 59
Travis, Tony	1992
Tretola, Sebastian	2014, 15
Tribble, Russ	1973, 75
Triesch, Conrad	1914
Troillett, Ralph	1952, 53*
Troxell, Billy F.	1948
Troxell, Jack	1951, 52
Trusty, Reggie	1988, 89
Trusty, Ronnie	1980, 81
Tubbs, Zac	2002, 03, 04, 06*
Tuck, Crosby	2008
Tucker, Austin	2009, 10
Tunnah, B.	1910
Turner, A.J.	2012
Turner, A.S.	1911, 13, 14
Turner, Alan	2011, 12, 13, 14*
Turner, John	1970
Turner, Keith	2000, 02
Turner, Terry	1970
Tutt, Britto	2017, 18

U

Uekman, Garrett	2011
Ugoh, Tony	2003, 04, 05, 06*
Underwood, Ronnie	1954, 55, 56
Upchurch, Andy	1983, 84, 85*
Uptmoor, Bernard	1928, 29, 30

V

Van Dover, Jimmy	1956, 58
Van Dyke, Sammy	1984, 85, 86, 87
Van Es, Wendell	
Van Poucke, M.L.	
Van Sickle, Clifford	1934, 35, 36*
Van Sickle, Clyde	1927, 28, 29
Valdez, Jose	2006, 07, 08
Vanderventer, James	1899
Vanvalkenburgh, Horace	1904, 05
Vanvalkenburgh, William M.	1906
Vaughn, Vickiel	2002, 03, 04, 05*
Vavra, Brian	2005, 06, 07
Vernon, Thomas Jerry	1951
Vestal, Steve	1970
Vickers, Rick	1970
Villarreal, Ernie	1984, 86
Vincenheller, Ashton	1897, 98, 99, 00*
Vinnett, Darius	2004, 06*
Voelzke, Alex	2012, 13, 14, 15
Volentine, Paul	1913

W

Wade, Chris	2006, 07
Wade, Marquel	2011
Wade, Vernon	1992, 93, 94
Wagner, Dalton	2018
Wait, Matt	1994, 95, 96, 97
Walker, Dee	2017, 18
Walker, George	1954, 55, 57*
Walker, George Rea	1962, 63*
Walker, Jimmy	1975, 76, 77, 78*
Walker, Kody	2013, 14, 15*, 16*
Wallace, Brian	2015, 16, 17, 18
Walls, Gavin	2001, 02*
Walls, Stephen	1990, 91, 92
Walston, Dave	1962, 63
Walters, Danny	1980, 81, 82
Walters, Steve	1969, 70
Ward, Bill	1950
Warren, Billy	1983, 84
Warren, Chris	1975, 76
Warren, Corey	2000
Warren, De'Vion	2017, 18
Warren, Earl	1953
Warren, Robert	1952, 53
Washburn, Jeremiah	1997, 98, 99
Washington, Carroll	2013, 14
Washington, Cedric	2003, 04, 05, 06
Washington, Charles	1983, 84, 85, 86
Washington, Dallas	2004, 06, 07, 08
Watkins, James	1906
Watkins, Larry	1964, 65, 67*
Watkins, Ronald	2010, 11
Watkins, Wayne	1952
Watkins, William	1973
Watson, Alan	1973, 74
Watson, John R.	1903
Watters, Orlando	1991, 92, 93
Watts, Armon	2015, 18
Weatherford, Zach	1994
Weatherton Jr., Carl	1944
Webb, Charles W.	1902
Webster, Tim	1968, 69, 70
Weems, Orson	1981, 82, 83
Welch, Charles	1923
Welch, Jerry	1962, 63, 64*
Wells, Ira	1983, 84
Wells, John A.	1948
Wesley, Donte	1998
Wessinger, Randy	1978, 79, 80
West, A.L.	1898
Westerman, Bruce	1990
Westphal, Benny	1973, 75
Wewetzer, Jeff	1988, 89
Whaley, Devwah	2016, 17, 18
Wheat, John	1971, 72
Wheeler, Earl	1943, 44, 45*, 46
Whisenhunt, Jim	1966



In 2015, **SEBASTIAN TRETOLA** was the co-recipient of the Jacobs Blocking Trophy while earning first-team All-America honors from Sports Illustrated. He started 24 straight games to end his career.

White, Barnabas	1974, 76, 77
White, Bob	1966, 67, 68
White, Bryan	1984, 85, 86, 87
White, Dale	1975, 76, 77, 78
White, Eddie	1981, 82, 84
White, Larry	1975, 76
White, La'Zerius	1999, 00, 01*
White, Marsh	1972, 73
White, Nathaniel	1982, 84, 85, 86
White, Steed	1946, 47
Whitfield, Billy	1957
Whitmore, Marcus	2003, 04*
Whittaker, Leon	1947
Whitted, Erik	1984, 85, 86, 87
Whitworth, Charles	1955, 56, 57
Wilber, Rusty	1976, 77
Wilcoxen, Robert	1982, 83, 84
Wiley, Brian	2000
Wilkins, Charles	1925
Williams, Bobbie	1996, 97, 98, 99
Williams, Bobby	1960
Williams, Calvin	1984, 85
Williams, D.J.	2007, 08, 09, 10*
Williams, Dale	1984, 85
Williams, Damian	2006
Williams, Darrell	1959, 60, 61
Williams, David	2017
Williams, Demetrius	2012
Williams, Desmond	2005, 06, 07
Williams, Eddie "Boo"	1999, 00
Williams, Fred	1949, 50, 51
Williams, Gary	1978
Williams, Jarrell	1959, 60
Williams, Jim	1963, 64, 65*
Williams, Jimmy	1988, 89
Williams, John	1920
Williams, Jonathan	2012, 13, 14, 15*
Williams, Josh	2014, 15, 16
Williams, Les	1970, 71, 72
Williams, Maleek	2018
Williams, Michael	1996, 97, 98, 99
Williams, Patrick	1987, 88, 89
Williams, Paul X.	1928
Williams III, Rawleigh	2015, 16
Williams, Ray E.	1920, 21, 22
Williams, Rickey	1984, 85, 86, 87*
Williams, Stanley	1977, 78
Williams, Terrell	2009, 10, 11 12
Williams, Tom	1923
Williamson, John	1989
Wilson, Bill	1957
Wilson, Clint	1983
Wilson, Demetrius	2012, 14
Wilson, George	2001, 02, 03*
Wilson, Harry	1997, 98
Wilson, Jeremy	1996
Wilson, Joe Bill	1954
Wilson, Richard	1980
Wilson, Tyler	2009, 10, 11* 12*
Wilson, William	1915, 16, 17
Wilson, William O.	1902, 03
Wingfield, Greg	1985
Wingo Jr., Ronnie	2009, 10, 11 12
Winkel, Ryan	2018
Winkleman, Ben	1917, 18, 19, 20, 21*
Winkleman, Charles	1924
Winston, Billy	1986, 87, 88, 89
Winston, Darius	2009, 10, 11, 12
Winston, Dennis	1973, 74, 75, 76
Winston, JaMichael	2013, 14, 15*, 16
Winston, Marc	2005
Winston, Rodney	1988, 89, 90
Winters, Alva	1926, 27, 28*
Wise Jr., Deatrich	2013, 14, 15, 16*
Wise, Floyde	1928
Wishon, Waylon	1992, 93, 94
Withers, Art	1937
Witty, Eldo	1924
Wood, Charles Fox	1900, 01, 02
Wood, Clark	1900, 01, 02
Wood, John Shirley	1904, 05, 06*
Wood, Stanley	1922
Woodbury, Derrick	1992
Woodell, Lloyd	1936, 37, 38*
Woodlee, Eddie	1964, 65, 66
Woodman, Lloyd	1954
Woods, Gary	1979
Woods, Kevin	2004, 05, 06, 07*
Woods, Mike	2018
Woods, Wayne	1956
Woolfolk, Kirk	1977, 78, 80
Worrell, Darren	1986, 87, 89
Worthington, Jim	1961, 62
Wren, Hudson	1927, 28
Wren, Ronnie	1974
Wright, A.E.	1908, 09
Wright, Jarius	2008, 09, 10, 11*
Wright, Lindsay	1894*
Wright, Sam	1906
Wright, Shannon	1989, 90, 92
Wright, Tenarius	2009, 10, 11 12*
Wright, Todd	1989, 90, 91, 92
Wunderly, Don	1971, 72*
Wyatt, Kevin	1982, 83, 84, 85
Wynn, Robert	1988
Wynn, Roger	1976
Wynne, Clayton	1940, 41, 42*
Wynne, Tommy	1935

Y

Yager, Richard	1991, 92, 93
Yarborough, Byron	1984, 85, 86
Yates, A.J.	1938, 39, 40*
Yeager, Kelly	1991, 92, 93
Yoder, Douglas	1972, 73, 74, 75
Yoes, Oran C.	1920
Young, Brenden	2017, 18
Young, Charles	1949
Young, Clint	1910, 11
Young, Henderson	1919
Young, James	1943, 44*
Young, Michael	2004
Young, Theo	1983, 84, 85, 86
Youngblood, Jim	2009

Z

Zinamon, Berg	1980, 81, 82, 83*
Zoll, Alan A.	1915, 16

ALL-TIME COACHING STAFFS

2019
Hunter Yurachek, AD
Chad Morris, HC
John Chavis, DC/LB
Joe Craddock, OC/QB
Steve Caldwell, DL
Ron Cooper, DB
Dustin Fry, OL
Kenny Ingram, DT
Barry Lunney Jr., TE/ST
Mark Smith, DB
Justin Stepp, WR
Jeff Traylor, Assoc. HC/RB

2018
Hunter Yurachek, AD
Chad Morris, HC
John Chavis, DC/LB
Joe Craddock IV, OC/QB
Steve Caldwell, DL
Ron Cooper, DB
Dustin Fry, OL
Barry Lunney Jr., TE
John Scott Jr., DL
Mark Smith, DB
Justin Stepp, WR
Jeff Traylor, Assoc. HC/RB

2017
Jeff Long, AD
Bret Bielema, HC
Dan Enos, OC/QB
Paul Rhoads, DC/Secondary
Kurt Anderson, OL
Vernon Hargreaves, ILB
Barry Lunney Jr., TE
Reggie Mitchell, RB
John Scott Jr., DL
Michael Smith, WR
Chad Walker, OLB

2016
Jeff Long, AD
Bret Bielema, HC
Dan Enos, OC/QB
Robb Smith, DC/Secondary
Kurt Anderson, OL
Vernon Hargreaves, LB
Barry Lunney Jr., TE
Reggie Mitchell, RB
Paul Rhoads, DB
Rory Segrest, DL/Specialists
Michael Smith, WR

2015
Jeff Long, AD
Bret Bielema, HC
Dan Enos, OC/QB
Robb Smith, DC/Secondary
Sam Pittman, Assoc. HC/Rec./OL
Jemal Singleton, Special Teams/RB
Vernon Hargreaves, LB
Clay Jennings, DB
Barry Lunney Jr., TE
Rory Segrest, DL/Specialists
Michael Smith, WR

2014
Jeff Long, AD
Bret Bielema, HC
Jim Chaney, OC/QB
Robb Smith, DC/Secondary
Randy Shannon Sr., Assoc. HC/LB
Sam Pittman, Assoc. HC/Rec./OL
Clay Jennings, DB
Barry Lunney Jr., TE
Rory Segrest, DL/Specialists
Michael Smith, WR
Joel Thomas, RB

2013
Jeff Long, AD
Bret Bielema, HC
Chris Ash, DC/Secondary
Jim Chaney, OC/QB
Sam Pittman, Assoc. HC/Rec./OL
Charlie Partridge, Asst. HC/DL
Taver Johnson, CB
Barry Lunney Jr., TE
Randy Shannon, LB
Michael Smith, WR
Joel Thomas, RB

2012
Jeff Long, AD
John L. Smith, HC
Paul Haynes*, DC/Secondary
Paul Petrino, OC/QB
Steve Caldwell, DE/STC
Taver Johnson, Asst. HC/LB
Bobby Allen, Secondary
Kris Cinkovich, WR
Tim Horton, RB/Rec.
Chris Klenakis, OL
Kevin Peoples, DT

2011
Jeff Long, AD
Bobby Petrino, HC
Garrick McGee, OC/QB
Willy Robinson, DC/Secondary
John L. Smith, OLB/STC
Bobby Allen, DT
Steve Caldwell, DE
Kris Cinkovich, WR
Tim Horton, RB/Rec.
Reggie Johnson, ILB
Chris Klenakis, OL

2010
Jeff Long, AD
Bobby Petrino, HC
Garrick McGee, OC/QB
Willy Robinson, DC/Secondary
John L. Smith, STC/OLB
Bobby Allen, DT
Steve Caldwell, DE
Kris Cinkovich, WR
Tim Horton, RB/Rec.
Reggie Johnson, ILB
Chris Klenakis, OL

2009
Jeff Long, AD
Bobby Petrino, HC
Mike Summers, Asst. HC/OL
Paul Petrino, OC/WR
Willy Robinson, DC/S
John L. Smith, STC/OLB
Bobby Allen, DT
Kirk Botkin, DE
Tim Horton, RB/Rec.
Reggie Johnson, ILB
Garrick McGee, QB

2008
Jeff Long, AD
Bobby Petrino, HC
Mike Summers, Asst. HC/OL
Paul Petrino, OC/WR
Willy Robinson, DC/S
Bobby Allen, DT
Kirk Botkin, DE/ST
Tim Horton, RB/TE/Rec.
Reggie Johnson, LB
Garrick McGee, QB
Lorenzo Ward, Secondary

2007
Frank Broyles, AD
Houston Nutt, HC
Reggie Herring, DC/LB
David Lee, OC/QB
Mike Markuson, OL/Run Game Coord.
Alex Wood, WR/Pass Game Coord.
Bobby Allen, CB
Tim Horton, RB
Tracy Rocker, DL
James Shibest, TE/Specialists
Chris Vaughn, S

2006
Frank Broyles, AD
Houston Nutt, HC
Reggie Herring, DC/LB
Gus Malzahn, OC/WR
Mike Markuson, OL/Run Game Coord.
Alex Wood, QB/Pass Game Coord.
Bobby Allen, CB
Louis Campbell, Secondary
Danny Nutt, RB
Tracy Rocker, DL
James Shibest, TE/ Specialists

2005
Frank Broyles, AD
Houston Nutt, HC
Reggie Herring, DC/LB
Mike Markuson, OL/Run Game Coord.
Roy Wittke, QB/Pass Game Coord.
Bobby Allen, CB
Clifton Ealy, TE
Danny Nutt, RB
Tracy Rocker, DL
James Shibest, WR/Specialists
Chris Vaughn, S/Rec.

2004
Frank Broyles, AD
Houston Nutt, HC
Dave Wommack, DC/ILB
Mike Markuson, OL/Run Game Coord.
Roy Wittke, QB/Pass Game Coord.
Bobby Allen, Secondary
Clifton Ealy, TE
Danny Nutt, RB
Tracy Rocker, DL
James Shibest, WR/Specialists
Chris Vaughn, OLB/Rec.

2003
Frank Broyles, AD
Houston Nutt, HC
Dave Wommack, DC/ILB
Mike Markuson, OL/Run Game Coord.
Roy Wittke, QB/Pass Game Coord.
Bobby Allen, CB/FS
Clifton Ealy, TE
Danny Nutt, RB
Tracy Rocker, DL
James Shibest, WR/Specialists
Chris Vaughn, OLB/SS/Rec.

2002
Frank Broyles, AD
Houston Nutt, HC
Dave Wommack, DC/CB/FS
Bobby Allen, ILB/MLB
David Lee, QB
Mike Markuson, OL
Danny Nutt, RB
George Pugh, TE/Rec.
Kacy Rodgers, DL
James Shibest, WR/Specialists
Chris Vaughn, OLB/SS

2001
Frank Broyles, AD
Houston Nutt, HC
John Thompson, DC/ILB
Bobby Allen, DL
David Lee, QB
Mike Markuson, OL
Danny Nutt, RB
George Pugh, Rec./WR
James Shibest, TE/Specialists
Chris Vaughn, OLB
Dave Wommack, Secondary

2000
Frank Broyles, AD
Houston Nutt, HC
Fitz Hill, Asst. HC/Rec. Coord./WR
Bobby Allen, Co-DC/LB
John Thompson, Co-DC/Secondary
Joe Ferguson, QB
Bill Johnson, DL
Mike Markuson, OL
Danny Nutt, RB
James Shibest, TE/Special Teams
Chris Vaughn, Bandits/Rovers

1999
Frank Broyles, AD
Houston Nutt, HC
Bobby Allen, Co-DC/ILB
Keith Burns, Co-DC/Secondary
Clifton Ealy, Bandits/Rovers
Joe Ferguson, QB
Fitz Hill, WR
Mark Hutson, TE/STC
Bill Keopple, DL
Mike Markuson, OL
Danny Nutt, RB

1998
Frank Broyles, AD
Houston Nutt, HC
Bobby Allen, Co-DC/ILB
Keith Burns, Co-DC/Secondary
Clifton Ealy, Bandits/Rovers
Joe Ferguson, QB
Fitz Hill, WR
Mark Hutson, TE/Special Teams
Bill Keopple, DL
Mike Markuson, OL
Danny Nutt, RB

1997
Frank Broyles, AD
Danny Ford, HC
Miles Aldridge, DC/LB
Kay Stephenson, OC/RB
Louis Campbell, Asst. HC/DB
Mike Bender, OG/C
Joe Ferguson, QB
Fitz Hill, WR
Charley North, OT/TE
Jim Washburn, DL
Dennis Winston, OLB

1996
Frank Broyles, AD
Danny Ford, HC
Miles Aldridge, DC/LB
Mike Bender, OL
Louis Campbell, Asst. HC/DB
Rockey Felker, QB
Fitz Hill, WR
David Mitchell, RB
Charley North, OT/TE
Joe Pate, LB
Jim Washburn, DL

1995
Frank Broyles, AD
Danny Ford, HC
Mike Bender, OL
Louis Campbell, DB
Joe Lee Dunn, DC
Rockey Felker, QB
Fitz Hill, WR
David Mitchell, RB
Charley North, OT/TE
Joe Pate, LB
Jim Washburn, DL

1994
Frank Broyles, AD
Danny Ford, HC
Louis Campbell, DB
Rockey Felker, QB
Fitz Hill, WR
Buddy King, OT/TE
Joe Kines, Asst. HC/DC
David Mitchell, RB
Joe Pate, LB
Larry Van Der Heyden, OG/C
Jim Washburn, DL

1993
Frank Broyles, AD
Danny Ford, HC
Louis Campbell, DB
Greg Davis, QB
Rockey Felker, RB
Fitz Hill, WR
Buddy King, OT/TE
Joe Kines, Asst. HC/DC
Joe Pate, DL
Scott Smith, LB
Larry Van Der Heyden, OG/C

1992
Frank Broyles, AD
Jack Crowe, HC*
Joe Kines, DC/ILB/HC#
Louis Campbell, DB
Scott Conley, TE
Greg Davis, OC/QB
J.B. Grimes, OL
Fitz Hill, DB/LB
Houston Nutt, WR
Joe Pate, Asst. HC/DL
Ken Rucker, RB

1991
Frank Broyles, AD
Jack Crowe, HC
Louis Campbell, DB
Scott Conley, TE
J.B. Grimes, OL
Bill Johnson, DL
Joe Kines, DC/ILB
Houston Nutt, WR
Joe Pate, Asst. HC/OLB
Ken Rucker, RB
Charlie Weatherbie, QB

1990
Frank Broyles, AD
Jack Crowe, HC
Louis Campbell, DB
Scott Conley, OLB
J.B. Grimes, OL
Bill Johnson, DL
Houston Nutt, WR
Joe Pate, DC/LB
Jerry Pullen, TE
Ken Rucker, RB
Charlie Weatherbie, QB

1989
Frank Broyles, AD
Ken Hatfield, HC
Wally Ake, ILB
Larry Beckman, OG/C
Larry Brinson, RB/FB
Dick Bumpas, DL
Jack Crowe, OC/QB
J.B. Grimes, OT/TE
Roger Hinshaw, OL
Bob Trott, DB
Richard Wilson, WR

1988
Frank Broyles, AD
Ken Hatfield, HC
Wally Ake, DL
Larry Beckman, OL
Larry Brinson, RB
Fred Goldsmith, DC/ILB
Jim Goodman, WR
Roger Hinshaw, OLB
David Lee, QB/FB
Bob Trott, DB
Ken Turner, TE/K

1987
Frank Broyles, AD
Ken Hatfield, HC
Wally Ake, DL
Larry Beckman, OL
Larry Brinson, RB
Fred Goldsmith, DC/ILB
Jim Goodman, WR
Roger Hinshaw, OLB
David Lee, QB/FB
Bob Trott, DB
Ken Turner, TE/K

1986
Frank Broyles, AD
Ken Hatfield, HC
Wally Ake, DL
Larry Beckman, OL
Larry Brinson, RB
Fred Goldsmith, DC/ILB
Jim Goodman, WR
Roger Hinshaw, OLB
David Lee, QB/FB
Bob Trott, DB
Ken Turner, TE/K

1985
Frank Broyles, AD
Ken Hatfield, HC
Wally Ake, DL
Larry Beckman, OL
Jesse Branch, WR
Larry Brinson, RB
Fred Goldsmith, DC/ILB
Roger Hinshaw, OLB
David Lee, QB/FB
Bob Trott, DB
Ken Turner, TE/K

1984
Frank Broyles, AD
Ken Hatfield, HC
Wally Ake, DL
Larry Beckman, OL
Jesse Branch, WR
Larry Brinson, RB
Fred Goldsmith, DC/ILB
Roger Hinshaw, OLB
David Lee, QB/FB
Bob Trott, DB
Ken Turner, TE/K

1983
Frank Broyles, AD
Lou Holtz, HC
Jesse Branch, OB
Pete Cordelli, WR
Harvey Hampton, DE
Rich Olson, DB
Bob Shaw, LB
Jim Strong, OT/TE
Mike Tolleson, DL
Don Lindsey, Asst. HC/DC
Ken Turner, OG/C/K

1982
Frank Broyles, AD
Lou Holtz, HC
Larry Beightol, OC/OL
Jesse Branch, WR
Sam Goodwin, OB
Don Lindsey, Asst. HC/DC
John Mitchell, DE
Rich Olson, DB
Ken Turner, TE/K
Bob Shaw, LB

1981
Frank Broyles, AD
Lou Holtz, HC
Larry Beightol, OC/OL
Jesse Branch, WR
Sam Goodwin, OB
Don Lindsey, DC/LB
John Mitchell, DE
Rich Olson, DB
Ken Turner, TE/OL/K
Fred von Appen, DL

1980
Frank Broyles, AD
Lou Holtz, HC
Larry Beightol, Asst. HC/OL
Jesse Branch, DB
Don Breaux, OB
Bob Cope, DC
Harold Horton, DL
John Konstantinos, WR
John Mitchell, DE
Ken Turner, TE/K

1979
Frank Broyles, AD
Lou Holtz, HC
Jesse Branch, WR
Don Breaux, OB
Bob Cope, DB
Harold Horton, DL
Monte Kiffin, DC/Asst. HC
John Konstantinos, TE
John Mitchell, DE
Ken Turner, OL/K

1978
Frank Broyles, AD
Lou Holtz, HC
Larry Beightol, OC
Jesse Branch, WR
Don Breaux, OB
Bob Cope, DB
Harold Horton, DL
Monte Kiffin, DC
John Mitchell, DE
Ken Turner, OL/K

ALL-TIME COACHING STAFFS

1977
Frank Broyles, AD
Lou Holtz, HC
Larry Beightol, OC
Jesse Branch, WR
Don Breaux, OB
Bob Cope, DB
Harold Horton, DL
Monte Kiffin, DC
John Mitchell, DE
Ken Turner, TE/K

1976
Frank Broyles, AD/HC
Don Boyce, OL
Jesse Branch, OB
Frank Falks, DE
Bob Gatling, WR
Harold Horton, LB
Jim Johnson, DL
Bill Lewis, DB
Ken Turner, OL/K

1975
Frank Broyles, AD/HC
Don Boyce, OL
Jesse Branch, WR
Frank Falks, DE
Harold Horton, LB
Jim Johnson, DL
Pat Jones, DL
Bill Lewis, DB
Bo Rein, OC
Ken Turner, TE

1974
Frank Broyles, AD/HC
Frank Falks, DE
Harold Horton, LB
Jim Johnson, DL
Mervin Johnson, OL
Bill Lewis, DB
Gordon Norwood, QB
Ken Turner, OL
Richard Williamson, OB

1973
Frank Broyles, AD/HC
Frank Falks, DE
Harold Horton, LB
Jim Johnson, DL
Mervin Johnson, OL
Bill Lewis, DB
Don Trull, QB/WR
Ken Turner, OL
Richard Williamson, OB

1972
George Cole, AD
Frank Broyles, HC
Buddy Bennett, DB
Raymond Berry, WR
Lon Farrell, DE
Joe Gibbs, OL
Harold Horton, LB
Mervin Johnson, DL
Ken Turner, B Team
Richard Williamson, OB

1971
George Cole, AD
Frank Broyles, HC
Mervin Johnson, DL
Lon Farrell, DE
Harold Horton, LB
Buddy Bennett, DB
Don Breaux, OB
Raymond Berry, WR
Joe Gibbs, OL

1970
George Cole, AD
Frank Broyles, HC
Raymond Berry, WR
Don Breaux, OB
Charley Coffey, DL
Harold Horton, LB
Marvin Johnson, OL
Bill Kinard, DB

1969
John Barnhill, AD
Frank Broyles, HC
Don Breaux, OB
Charley Coffey, DL
Harold Horton, LB
Hootie Ingram, DB
Mervin Johnson, OL
Richard Williamson, WR
Bob Ford, Asst.

1968
John Barnhill, AD
Frank Broyles, HC
Don Breaux, OB
Charley Coffey, DL
Hootie Ingram, DB
Mervin Johnson, OL
Harold Horton, LB
Richard Williamson, WR
Bob Ford, Asst.

1967
John Barnhill, AD
Frank Broyles, HC
Charley Coffey, DL
Hootie Ingram, DB
Mervin Johnson, OL
Johnny Majors, OB
Wilson Matthews, LB
Gordon Smith, OE
Bob Ford, Asst.

1966
John Barnhill, AD
Frank Broyles, HC
Charley Coffey, DL
Mervin Johnson, OL
Johnny Majors, DB
Wilson Matthews, LB
Bill Pace, OB
Gordon Smith, OE

1965
John Barnhill, AD
Frank Broyles, HC
Jim Mackenzie, Asst. HC/DC
Mervin Johnson, OL
Johnny Majors, DB
Wilson Matthews, LB
Bill Pace, OB
Barry Switzer, OE

1964
John Barnhill, AD
Frank Broyles, HC
Jim Mackenzie, Asst. HC/DC
Mervin Johnson, OL
Johnny Majors, DB
Wilson Matthews, LB
Bill Pace, OB
Barry Switzer, OE

1963
John Barnhill, AD
Frank Broyles, HC
Doug Dickey, OB
Jim Mackenzie, DL
Wilson Matthews, LB/DE
Steed White, OE/OL
Bill Pace, DB
Mervin Johnson, OL

1962
John Barnhill, AD
Frank Broyles, HC
Doug Dickey, OB
Mervin Johnson, OL
Bill Pace, DB
Jim Mackenzie, DL
Wilson Matthews, LB/DE
Steed White, OE/OL

1961
John Barnhill, AD
Frank Broyles, HC
Doug Dickey, DB
Hayden Fry, OB
Jim Mackenzie, OL
Wilson Matthews, LB
Dixie White, OL
Steed White, OE/OL

1960
John Barnhill, AD
Frank Broyles, HC
Doug Dickey, DB
Merrill Green, OB
Jim Mackenzie, DL
Wilson Matthews, LB/DE
Dixie White, OL
Steed White, OE

1959
John Barnhill, AD
Frank Broyles, HC
Doug Dickey, DB
Merrill Green, OB
Jim Mackenzie, DL
Wilson Matthews, LB/DE
Dixie White, OL
Steed White, OE

1958
John Barnhill, AD
Frank Broyles, HC
Doug Dickey, DB
Merrill Green, OB
Jim Mackenzie, DL
Wilson Matthews, LB/DE
Dixie White, OL
Steed White, OE

1957
John Barnhill, AD
Jack Mitchell, HC
George Barnhardt
Ab Bidwell
George Cole
Gene Corrotto
Bill Pace
Dixie White
Steed White

1956
John Barnhill, AD
Jack Mitchell, HC
George Barnhardt
Ab Bidwell
Bert Clark
George Cole
Gene Corrotto
Bobby Proctor
Tracy Scott
Dixie White

1955
John Barnhill, AD
Jack Mitchell, HC
George Barnhardt
Ab Bidwell
George Cole
Bobby Proctor
Tracy Scott
Dixie White

1954
John Barnhill, AD
Bowden Wyatt, HC
John Bailey
George Cafego
George Cole
Dick Hitt
LeRoy Pearce
Tracy Scott

1953
John Barnhill, AD
Bowden Wyatt, HC
John Bailey
George Cafego
George Cole
Dick Hitt
LeRoy Pearce
Tracy Scott

1952
John Barnhill, AD
Otis Douglas, HC
George Cole
Bill Ferrell
Charles Gray
Charles Hanks
Dick Humbert
Clyde Van Sickle

1951
John Barnhill, AD
Otis Douglas, HC

1950
John Barnhill, AD
Otis Douglas, HC

1949
John Barnhill, AD/HC
Bill Barnes
H.B. Brackett
George Cole
Charles Gray
Hobart Hooser
Charles McGibbony
Clyde Van Sickle

1948
John Barnhill, AD/HC

1947
John Barnhill, AD/HC

1946
John Barnhill, AD/HC

War-Time AD
George Cole

** 1 game*
 # named head coach after 1st game

ALL-TIME COACHING STAFF ROSTER

Wally Ake, 1984-89
Miles Aldridge, 1996-97
Bobby Allen, 1998-2012
Kurt Anderson, 2016-17
Chris Ash, 2013
John Bailey, 1953-54
Bill Barnes, 1949
George Barnhardt, 1955-57
John Barnhill, 1946-49 (HC); 1946-69 (AD)
Larry Beckman, 1984-89
Larry Beightol, 1980-82
Mike Bender, 1995-97
Buddy Bennett, 1971-72
Raymond Berry, 1970-72
Ab Bidwell, 1955-57
Bret Bielema, 2013-17 (HC)
Kirk Botkin, 2008-09
Don Boyce, 1975-76
H.B. Brackett, 1949
Jesse Branch, 1975-85
Don Breaux, 1968-71, 1977-80
Larry Brinson, 1984-89
Frank Broyles, 1958-76 (HC); 1973-2007 (AD)
Dick Bumpas, 1989
Keith Burns, 1998-99
George Cafego, 1953-54
Steve Caldwell, 2010-12, 2018-
Louis Campbell, 1990-97, 2006
Jim Chaney, 2013-14
John Chavis, 2018-
Kris Cinkovich, 2010-12
Charley Coffey, 1966-70
George Cole, 1949, 1952-57; 1970-72 (AD)
Scott Conley, 1990-92
Ron Cooper, 2018-
Bob Cope, 1977-80
Pete Cordelli, 1983
Gene Corrotto, 1956-57
Joe Craddock, 2018-
Jack Crowe, 1989-92 (90-92 as HC)
Greg Davis, 1992-93
Doug Dickey, 1958-63
Otis Douglas, 1950-52 (HC)
Joe Lee Dunn, 1995
Clifton Ealy, 1998-99, 2003-05
Dan Enos, 2015-17
Frank Falks, 1973-76
Lon Farrell, 1971-72
Rockey Felker, 1993-96
Joe Ferguson, 1997-2000
Bill Ferrell, 1952
Danny Ford, 1993-97 (HC)
Dustin Fry, 2018-
Hayden Fry, 1961
Bob Gatling, 1976
Joe Gibbs, 1971-72
Fred Goldsmith, 1984-88
Jim Goodman, 1986-88
Sam Goodwin, 1981-82
Charles Gray, 1949, 1952
Merrill Green, 1958-60
J.B. Grimes, 1989-92
Harvey Hampton, 1983
Charles Hanks, 1952
Vernon Hargreaves, 2015-17
Ken Hatfield, 1984-89 (HC)
Paul Haynes, 2011*-12
Reggie Herring, 2005-07
Fitz Hill, 1992-2000
Roger Hinshaw, 1984-89
Dick Hitt, 1953-54
Lou Holtz, 1977-83 (HC)
Harold Horton, 1968-80
Tim Horton, 2007-12
Hobart Hooser, 1949
Dick Humbert, 1952
Mark Hutson, 1998-99
Hootie Ingram, 1967-69
Kenny Ingram, 2019-
Clay Jennings, 2014-15
Bill Johnson, 1990-91, 2000
Jimmy Johnson, 1973-76
Mervin Johnson, 1962-74
Reggie Johnson, 2008-11
Taver Johnson, 2012-13
Pat Jones, 1975
Bill Keopple, 1998-99
Monte Kiffin, 1977-79
Bill Kinard, 1970
Joe Kines, 1991-94
Buddy King, 1993-94
Chris Klenakis, 2010-12
John Konstantinos, 1979-80
David Lee, 1984-88, 2001-02, 07
Bill Lewis, 1973-76
Don Lindsey, 1981-83
Barry Lunney Jr., 2013-
Jim Mackenzie, 1958-65
Johnny Majors, 1964-67
Gus Malzahn, 2006
Mike Markuson, 1998-2007
Wilson Matthews, 1958-67
Garrick McGee, 2008-11
Charles McGibbony, 1949
David Mitchell, 1994-96
Jack Mitchell, 1955-57 (HC)
John Mitchell, 1977-82
Reggie Mitchell, 2016-17
Chad Morris, 2018- (HC)
Charley North, 1995-97
Gordon Norwood, 1974
Danny Nutt, 1998-07
Houston Nutt, 1990-92; 1998-2007 (HC)
Rich Olson, 1981-83
Bill Pace, 1962-66
Charlie Partridge, 2013
Joe Pate, 1990-96
Kevin Peoples, 2011*-12
Bobby Petrino, 2008-11 (HC)
Paul Petrino, 2008-09; 2011*-12
LeRoy Pearce, 1953-54
Sam Pittman, 2013-15
Bobby Proctor, 1955-56
George Pugh, 2001-02
Jerry Pullen, 1990
Bo Rein, 1975
Paul Rhoads, 2016-17
Willy Robinson, 2008-11
Tracy Rocker, 2003-07
Kacy Rodgers, 2002
Ken Rucker, 1990-92
John Scott Jr., 2017-18
Tracy Scott, 1953-56
Rory Segrest, 2014-16
Randy Shannon, 2013-14
Bob Shaw, 1982-83
James Shibest, 2000-07
Jemal Singleton, 2015
Gordon Smith, 1966-67
John L. Smith, 2008-11; 2012 (HC)
Mark Smith, 2018-
Michael Smith, 2013-17
Robb Smith, 2014-16
Scott Smith, 1993
Kay Stephenson, 1997
Justin Stepp, 2018-
Jim Strong, 1983
Mike Summers, 2008-09
Barry Switzer, 1964-65
Joel Thomas, 2013-14
John Thompson, 2000-01
Mike Tolleson, 1983
Jeff Traylor, 2018-
Bob Trott, 1984-89
Don Trull, 1973
Ken Turner, 1972-88
Fred von Appen, 1981
Larry Van Der Heyden, 1993-94
Clyde Van Sickle, 1949, 1952
Chris Vaughn, 2000-05, 2007
Chad Walker, 2017
Jim Washburn, 1994-97
Lorenzo Ward, 2008
Charlie Weatherbie, 1990-91
Dixie White, 1955-61
Steed White, 1957-63
Richard Williamson, 1972-74
Richard Wilson, 1989
Dennis Winston, 1997
Roy Wittke, 2003-05
Dave Wommack, 2001-04
Alex Wood, 2006-07
Bowden Wyatt, 1953-54 (HC)

**Joined staff prior to Cotton Bowl at end of 2011 season*

ALL-TIME OVERALL RECORDS

	ALL GAMES				CONFERENCE GAMES						
YEAR	W	L	T	Pct.	W	L	T	Pct.	FINISH	BOWL	HEAD COACH
1894	2	1	0	.667	–	–	–	–	–	–	John C. Futrall
1895	1	0	0	1.000	–	–	–	–	–	–	John C. Futrall
1896	2	1	0	.667	–	–	–	–	–	–	John C. Futrall
1897	2	0	1	.833	–	–	–	–	–	–	B.N. Wilson
1898	2	1	0	.667	–	–	–	–	–	–	B.N. Wilson
1899	3	1	1	.700	–	–	–	–	–	–	Colbert Searles
1900	2	1	1	.625	–	–	–	–	–	–	Colbart Searles
1901	3	5	0	.375	–	–	–	–	–	–	Charles Thomas
1902	6	3	0	.667	–	–	–	–	–	–	Charles Thomas
1903	3	4	0	.429	–	–	–	–	–	–	D.A. McDaniel
1904	4	3	0	.571	–	–	–	–	–	–	A.D. Brown
1905	2	6	0	.250		–	–	–	–	–	A.D. Brown
1906	2	4	2	.375	–	–	–	–	–	–	F.C. Longman
1907	3	4	1	.438	–	–	–	–	–	–	F.C. Longman
1908	5	4	0	.556	–	–	–	–	–	–	Hugo Bezdek
1909	7	0	0	1.000	–	–	–	–	–	–	Hugo Bezdek
1910	7	1	0	.875	–	–	–	–	–	–	Hugo Bezdek
1911	6	2	1	.722	–	–	–	–	–	–	Hugo Bezdek
1912	4	6	0	.400	–	–	–	–	–	–	Hugo Bezdek
1913	7	2	0	.778	–	–	–	–	–	–	E.T. Pickering
1914	4	5	0	.444	–	–	–	–	–	–	E.T. Pickering
					SOUTHWEST CONFERENCE PLAY BEGINS						
1915	4	2	1	.643	1	1	0	.500	T2	–	T.T. McConnell
1916	4	4	0	.500	0	2	0	.000	T5	–	T.T. McConnell
1917	5	1	1	.786	0	1	1	.250	6	–	Norman Paine
1918	3	2	0	.600	0	1	0	.000	T6	–	Norman Paine
1919	3	4	0	.429	1	2	0	.333	5	–	J.B. Craig
1920	3	2	2	.571	2	0	1	.833	2	–	G.W. McLaren
1921	5	3	1	.611	2	1	0	.667	3	–	G.W. McLaren
1922	5	4	0	.556	1	3	0	.250	6	–	Francis Schmidt
1923	6	2	1	.722	2	2	0	.500	T4	–	Francis Schmidt
1924	7	2	1	.750	1	2	1	.375	7	–	Francis Schmidt
1925	4	4	1	.500	2	2	1	.500	T4	–	Francis Schmidt
1926	5	5	0	.500	2	2	0	.500	T3	–	Francis Schmidt
1927	8	1	0	.889	3	1	0	.750	3	–	Francis Schmidt
1928	7	2	0	.788	3	1	0	.750	2	–	Francis Schmidt
1929	7	2	0	.778	3	2	0	.600	3	–	Fred Thomsen
1930	3	6	0	.333	2	2	0	.500	5	–	Fred Thomsen
1931	3	5	1	.389	0	4	0	.000	7	–	Fred Thomsen
1932	1	6	2	.222	1	4	0	.200	7	–	Fred Thomsen
1933	7	3	1	.682	4	1	0	.800	1*	Dixie	Fred Thomsen
1934	4	4	2	.500	2	3	1	.417	5	–	Fred Thomsen
1935	4	5	1	.450	2	4	0	.333	5	–	Fred Thomsen
1936	7	3	0	.700	5	1	0	.833	1	–	Fred Thomsen
1937	6	2	2	.700	3	2	1	.583	3	–	Fred Thomsen
1938	2	7	1	.250	1	5	0	.167	T6	–	Fred Thomsen
1939	4	5	1	.450	2	3	1	.417	5	–	Fred Thomsen
1940	4	6	0	.400	1	5	0	.167	6	–	Fred Thomsen
1941	3	7	0	.300	0	6	0	.000	7	–	Fred Thomsen
1942	3	7	0	.200	0	6	0	.000	7	–	George Cole
1943	2	7	0	.200	1	4	0	.200	T5	–	John Tomlin
1944	5	5	1	.500	2	2	1	.500	3	–	Glen Rose
1945	3	7	0	.300	1	5	0	.167	7	–	Glen Rose
1946	6	3	1	.650	5	1	0	.833	T1	Cotton	John Barnhill
1947	6	4	1	.590	1	4	1	.250	T5	Dixie	John Barnhill
1948	5	5	0	.500	2	4	0	.333	5	–	John Barnhill
1949	5	5	0	.500	2	4	0	.333	6	–	John Barnhill
1950	2	8	0	.200	1	5	0	.167	7	–	Otis Douglas
1951	5	5	0	.500	2	4	0	.333	6	–	Otis Douglas
1952	2	8	0	.200	1	5	0	.167	7	–	Otis Douglas
1953	3	7	0	.300	2	4	0	.333	5	–	Bowden Wyatt
1954	8	3	0	.727	5	1	0	.833	1	Cotton	Bowden Wyatt
1955	5	4	1	.550	3	2	1	.583	4	–	Jack Mitchell
1956	6	4	0	.600	3	3	0	.500	4	–	Jack Mitchell
1957	6	4	0	.600	2	4	0	.333	T5	–	Jack Mitchell
1958	4	6	0	.400	2	4	0	.333	T5	–	Frank Broyles
1959	9	2	0	.818	5	1	0	.833	T1	Gator	Frank Broyles
1960	8	3	0	.727	6	1	0	.857	1	Cotton	Frank Broyles
1961	8	3	0	.727	6	1	0	.857	T1	Sugar	Frank Broyles
1962	9	2	0	.818	6	1	0	.857	2	Sugar	Frank Broyles
1963	5	5	0	.500	3	4	0	.429	4	–	Frank Broyles
1964	11	0	0	1.000	7	0	0	1.000	1	Cotton/National Champs	Frank Broyles
1965	10	1	0	.909	7	0	0	1.000	1	Cotton	Frank Broyles
1966	8	2	0	.800	5	2	0	.714	T2	–	Frank Broyles
1967	4	5	1	.450	3	3	1	.500	5	–	Frank Broyles
1968	10	1	0	.909	6	1	0	.857	T1	Sugar	Frank Broyles

COACHING SUPERLATIVES

Seasons

19	Frank Broyles	1958-76
13	Fred Thomsen	1929-41
10	Houston Nutt	1998-2007
7	Francis Schmidt	1922-28
7	Lou Holtz	1977-83
6	Ken Hatfield	1984-89
5	Hugo Bezdek	1908-12
5	Bret Bielema	2013-17
5	Danny Ford	1993-97

Wins

144	Frank Broyles	144-58-5 [.708]
75	Houston Nutt	75-48-0 [.610]
60	Lou Holtz	60-21-2 [.735]
56	Fred Thomsen	56-61-10 [.480]
55	Ken Hatfield	55-17-1 [.760]
42	Francis Schmidt	42-20-3 [.669]

Winning Percentage (Min. 4 seasons)

.760	Ken Hatfield	55-17-1, 6 seasons
.735	Lou Holtz	60-21-2, 7 seasons
.708	Frank Broyles	144-58-5, 19 seasons
.686	Hugo Bezdek	29-13-1, 5 seasons
.669	Francis Schmidt	42-20-3, 7 seasons
.667	Bobby Petrino	34-17-0, 4 seasons

Bowls

10	Frank Broyles	19 seasons
8	Houston Nutt	10 seasons
6	Lou Holtz	7 seasons
6	Ken Hatfield	6 seasons
3	Bret Bielema	5 seasons
3	Bobby Petrino	4 seasons
2	John Barnhill	4 seasons



In 19 seasons, **FRANK BROYLES** amassed a record of 144-58-5, seven SWC titles, 10 bowl bids, 20 All-Americans and 88 All-SWC selections.

ALL-TIME OVERALL RECORDS

	ALL GAMES				CONFERENCE GAMES						
YEAR	W	L	T	Pct.	W	L	T	Pct.	FINISH	BOWL	HEAD COACH
1969	9	2	0	.818	6	1	0	.857	2	Sugar	Frank Broyles
1970	9	2	0	.818	6	1	0	.857	2	–	Frank Broyles
1971	8	3	1	.708	5	1	1	.786	2	Liberty	Frank Broyles
1972	6	5	0	.546	3	4	0	.429	T4	–	Frank Broyles
1973	5	5	1	.500	3	3	1	.500	T4	–	Frank Broyles
1974	6	4	1	.591	3	3	1	.500	T4	–	Frank Broyles
1975	10	2	0	.833	6	1	0	.859	T1	Cotton	Frank Broyles
1976	5	5	1	.500	3	4	1	.438	6	–	Frank Broyles
1977	11	1	0	.917	7	1	0	.875	2	Orange	Lou Holtz
1978	9	2	1	.792	6	2	0	.750	T2	Fiesta	Lou Holtz
1979	10	2	0	.833	7	1	0	.875	T1	Sugar	Lou Holtz
1980	7	5	0	.583	3	5	0	.375	T6	Hall of Fame	Lou Holtz
1981	8	4	0	.667	5	3	0	.625	4	Gator	Lou Holtz
1982	9	2	1	.792	5	2	1	.688	3	Bluebonnet	Lou Holtz
1983	6	5	0	.546	4	4	0	.500	5	–	Lou Holtz
1984	7	4	1	.636	5	3	0	.625	T3	Liberty	Ken Hatfield
1985	10	2	0	.833	6	2	0	.750	T2	Holiday	Ken Hatfield
1986	9	3	0	.750	6	2	0	.750	T2	Orange	Ken Hatfield
1987	9	4	0	.692	5	2	0	.714	T2	Liberty	Ken Hatfield
1988	10	2	0	.833	7	0	0	1.000	1	Cotton	Ken Hatfield
1989	10	2	0	.833	7	1	0	.875	1	Cotton	Ken Hatfield
1990	3	8	0	.273	1	7	0	.125	7	–	Jack Crowe
1991	6	6	0	.600	5	3	0	.625	T2	Independence	Jack Crowe
					SOUTHEASTERN CONFERENCE PLAY BEGINS						
1992	3	7	1	.318	3	4	1	.438	4 West	–	Jack Crowe/Joe Kines
1993	6	4	1	.591	4	3	1	.438	T2 West	–	Danny Ford
1994	4	7	0	.364	2	6	0	.250	T4 West	–	Danny Ford
1995	8	5	0	.615	6	2	0	.750	1 West	CarQuest	Danny Ford
1996	4	7	0	.363	2	6	0	.250	5 West	–	Danny Ford
1997	4	7	0	.363	2	6	0	.250	5 West	–	Danny Ford
1998	9	3	0	.750	6	2	0	.750	T1 West	Citrus	Houston Nutt
1999	8	4	0	.667	4	4	0	.500	T3 West	Cotton	Houston Nutt
2000	6	6	0	.500	3	5	0	.375	T5 West	Las Vegas	Houston Nutt
2001	7	5	0	.583	4	4	0	.500	T3 West	Cotton	Houston Nutt
2002	9	5	0	.643	5	3	0	.625	T1 West	Music City	Houston Nutt
2003	9	4	0	.692	4	4	0	.500	4 West	Independence	Houston Nutt
2004	5	6	0	.455	3	5	0	.375	T3 West	–	Houston Nutt
2005	4	7	0	.364	2	6	0	.250	4 West	–	Houston Nutt
2006	10	4	0	.714	7	1	0	.875	1 West	Capital One	Houston Nutt
2007	8	5	0	.615	4	4	0	.500	T3 West	Cotton	Houston Nutt/Reggie Herring
2008	5	7	0	.416	2	6	0	.250	T4 West	–	Bobby Petrino
2009	8	5	0	.615	3	5	0	.375	T4 West	Liberty	Bobby Petrino
2010	10	3	0	.769	6	2	0	.750	T2 West	Sugar	Bobby Petrino
2011	11	2	0	.846	6	2	0	.750	3 West	Cotton	Bobby Petrino
2012	4	8	0	.333	2	6	0	.250	6 West	–	John L. Smith
2013	3	9	0	.250	0	8	0	.000	7 West	–	Bret Bielema
2014	7	6	0	.538	2	6	0	.250	7 West	Texas	Bret Bielema
2015	8	5	0	.615	5	3	0	.625	T3 West	Liberty	Bret Bielema
2016	7	6	0	.538	3	5	0	.375	T5 West	Belk	Bret Bielema
2017	4	8	0	.333	1	7	0	.125	7 West	–	Bret Bielema
2018	2	10	0	.167	0	8	0	.000	7 West	–	Chad Morris



KEN HATFIELD posted an Arkansas-record .760 winning percentage and averaged more than nine wins per year from 1984-89. He led the Razorbacks to a bowl game all six seasons.

ARKANSAS ALL-TIME COACHING RECORDS

Coach	Tenure (Seasons)	Conference W-L-T (Pct.)	Overall W-L-T (Pct.)	Bowls
John C. Futrall	1894-96 (3)	-	5-2-0 (.714)	-
B.N. Wilson	1897-98 (2)	-	4-1-1 (.750)	-
Colbert Searles	1899-1900 (2)	-	5-2-2 (.667)	-
Charles Thomas	1901-02 (2)	-	9-8-0 (.529)	-
D.A. McDaniel	1903 (1)	-	3-4-0 (.429)	-
A.D. Brown	1904-05 (2)	-	6-9-0 (.400)	-
F.C. Longman	1906-07 (2)	-	5-8-3 (.406)	-
Hugo Bezdek	1908-12 (5)	-	29-13-1 (.686)	-
E.T. Pickering	1913-14 (2)	-	11-7-0 (.611)	-
T.T. McConnell	1915-16 (2)	1-3-0 (.250)	8-6-1 (.567)	-
Norman Paine	1917-18 (2)	0-2-1 (.167)	8-3-1 (.708)	-
J.B. Craig	1919 (1)	1-2-0 (.333)	3-4-0 (.429)	-
G.W. McLaren	1920-21 (2)	4-1-1 (.750)	8-5-3 (.594)	-
Francis Schmidt	1922-28 (7)	14-13-2 (.517)	42-20-3 (.669)	-
Fred Thomsen	1929-41 (13)	26-42-3 (.387)	56-61-10 (.480)	1
George Cole	1942 (1)	0-6-0 (.000)	3-7-0 (.300)	-
John Tomlin	1943 (1)	1-4-0 (.200)	2-7-0 (.222)	-
Glen Rose	1944-45 (2)	3-7-1 (.318)	8-12-1 (.405)	-
John Barnhill	1946-49 (4)	10-13-1 (.438)	22-17-3 (.560)	2

Coach	Tenure (Seasons)	Conference W-L-T (Pct.)	Overall W-L-T (Pct.)	Bowls
Otis Douglas	1950-52 (3)	4-14-0 (.222)	9-21-0 (.300)	-
Bowden Wyatt	1953-54 (2)	7-5-0 (.583)	11-10-0 (.524)	1
Jack Mitchell	1955-57 (3)	8-9-1 (.472)	17-12-1 (.583)	-
Frank Broyles	1958-76 (19)	91-36-5 (.708)	144-58-5 (.708)	10
Lou Holtz	1977-83 (7)	37-18-1 (.670)	60-21-2 (.735)	6
Ken Hatfield	1984-89 (6)	36-10-0 (.783)	55-17-1 (.760)	6
Jack Crowe^	1990-91 (2+)	6-10-0 (.375)	9-15-0 (.375)	1
Joe Kines#	1992 (1)	3-4-1 (.438)	3-6-1 (.350)	-
Danny Ford	1993-97 (5)	16-23-1 (.413)	26-30-1 (.465)	1
Houston Nutt	1998-2007 (10)	42-38-0 (.525)	75-48-0 (.610)	8
Reggie Herring*	2007	-	0-1-0 (.000)	-
Bobby Petrino	2008-11 (4)	17-15-0 (.531)	34-17-0 (.667)	3
John L. Smith	2012 (1)	2-6-0 (.250)	4-8-0 (.333)	-
Bret Bielema	2013-17 (5)	11-29 (.275)	29-34 (.460)	3
Chad Morris	2018- (1)	0-8 (.000)	2-10 (.167)	-
TOTALS	**1894-2018 (125)**	**340-318-18 (.503)**	**715-504-40 (.568)**	**42**

*^ Including first game of 1992 season; # Interim head coach after first game of the season; * Reggie Herring served as interim head coach during the 2008 Cotton Bowl*

SEASON-BY-SEASON RESULTS

NOTES: Home games in ALL CAPS. Rankings at time of game, beginning in 1936, are from The Associated Press. College Football Playoff Rankings during the second half of the regular season for the 2014, 2015 and 2016 seasons.



JOHN C. FUTRALL

3 seasons | 1894-96
5-2

John C. Futrall served as both manager and head coach of the Arkansas football program during its first three years of existence. For the next 16 years, Futrall served as the team's manager, chairman of the school's athletic committee, or both.

1894 • (2-1)
Captain: Wright Lindsey

DATE	OPPONENT	UA/OPP RK	TV	W	L	T	UA	OPP
Oct. 13	FORT SMITH (ARK.) HS			W			42	0
Oct. 27	FORT SMITH (ARK.) HS			W			38	0
Nov. 22	at Texas				L		0	54

1895 • (1-0)
Captain: Herbert Fishback

DATE	OPPONENT	UA/OPP RK	TV	W	L	T	UA	OPP
Oct. 12	FORT SMITH (ARK.) HS			W			30	0

1896 • (2-1)
Captain: Herbert Fishback

DATE	OPPONENT	UA/OPP RK	TV	W	L	T	UA	OPP
Oct. 3	FORT SMITH (ARK.) HS			W			10	0
Oct. 10	at Fort Smith (Ark.) HS			W			6	2
Oct. 24	at Drury				L		0	34



B.N. WILSON

2 seasons | 1897-98
4-1-1

The second head coach in the history of Arkansas football, B.N. Wilson guided his teams to two wins in three games in each of his two seasons at the helm.

1897 • (2-0-1)
Captain: Herbert Fishback

DATE	OPPONENT	UA/OPP RK	TV	W	L	T	UA	OPP
Nov. 6	FORT SMITH (ARK.) HS			W			12	0
Nov. 20	at Drury					T	6	6
Nov. 25	at Ouachita Baptist			W			24	0

1898 • (2-1)
Captain: Edward Martin

DATE	OPPONENT	UA/OPP RK	TV	W	L	T	UA	OPP
Oct. 22	DRURY			W			17	0
Nov. 5	at Drury			W			12	6
Nov. 19	at Fort Scott (Kan.) HS				L		8	36



COLBERT SEARLES

2 seasons | 1899-1900
5-2-2

Colbert Searles directed the Arkansas football program to a 5-2-2 record over a two-year span that included just six different opponents.

1899 • (3-1-1)
Captain: Chester Sloan

DATE	OPPONENT	UA/OPP RK	TV	W	L	T	UA	OPP
Oct. 14	DRURY			W			10	0
Oct. 28	TULSA			W			11	0
Nov. 3	at Tulsa					T	0	0
Nov. 4	at Oklahoma#				L		5	11
Nov. 18	JOPLIN (MO.) HS			W			11	10

 # Shawnee, Okla.

1900 • (2-1-1)
Captain: Ashton Vincenheller

DATE	OPPONENT	UA/OPP RK	TV	W	L	T	UA	OPP
Oct. 27	WEBB CITY (MO.) HS			W			15	0
Nov. 3	at Joplin (Mo.) HS					T	6	6
Nov. 10	PIERCE CITY (MO.)			W			10	0
Nov. 24	at Drury				L		5	17



CHARLES THOMAS

2 seasons | 1901-02
9-8

Though the schedules still included several high school foes, Charles Thomas' two seasons at the helm of the UA football program were marked by the beginning of the LSU series in 1901 and a 6-3 record in 1902 – his second and final season.

1901 • (3-5)
Captain: Fred Brown

DATE	OPPONENT	UA/OPP RK	TV	W	L	T	UA	OPP
Oct. 12	PIERCE CITY (MO.)				L		0	5
Oct. 19	DRURY			W			22	0
Oct. 26	FORT SCOTT (KAN.) HS				L		6	17
Nov. 2	at Little Rock (Ark.) HS				L		0	5
Nov. 9	TULSA			W			48	0
Nov. 16	KANSAS CITY MEDICS				L		6	10
Nov. 22	at LSU				L		0	15
Nov. 23	at Louisiana Tech			W			16	0

1902 • (6-3)
Captain: Lemuel Bryan

DATE	OPPONENT	UA/OPP RK	TV	W	L	T	UA	OPP
Oct. 4	at Neosho (Mo.) HS			W			6	0
Oct. 11	at Kingfisher (Okla.)			W			15	6
Oct. 13	at Oklahoma				L		0	28
Oct. 22	at Tulsa			W			33	0
Nov. 1	TAHLEQUAH SEMINARY			W			50	0
Nov. 8	at State College of Mo.				L		5	15
Nov. 10	at Pierce City (Mo.)				L		2	24
Nov. 17	FORT SCOTT (KAN.) HS			W			16	0
Nov. 27	MISSOURI-ROLLA			W			11	0



D.A. McDANIEL

1 season | 1903
3-4

While Arkansas managed just three wins in its only season under D.A. McDaniel, one of those victories was its first over Oklahoma – a 12-0 win over the Sooners in Fayetteville in the season finale.

1903 • (3-4)
Captain: Henry Ragland

DATE	OPPONENT	UA/OPP RK	TV	W	L	T	UA	OPP
Oct. 10	ST. COLLEGE OF MO.				L		5	10
Oct. 16	at Missouri-Rolla				L		6	17
Oct. 17	at Drury			W			10	6
Oct. 30	at Texas				L		0	15
Oct. 31	at Texas A&M				L		0	6
Nov. 7	FORT SMITH (ARK.) HS			W			17	9
Nov. 21	OKLAHOMA			W			12	0



A.D. BROWN

2 seasons | 1904-05
6-9

After a 4-3 record in its initial campaign under A.D. Brown, Arkansas managed just two wins in the second and final season of his tenure.

1904 • (4-3)
Captain: Jess Moore

DATE	OPPONENT	UA/OPP RK	TV	W	L	T	UA	OPP
Oct. 15	DRURY				L		0	12
Oct. 22	FORT SCOTT (KAN.) HS			W			22	0
Nov. 4	at Dallas Medics				L		0	5
Nov. 5	at Baylor				L		6	17
Nov. 12	WICHITA STATE			W			12	6
Nov. 19	at Fort Smith (Ark.) HS			W			11	5
Nov. 26	MISSOURI-ROLLA			W			11	10

1905 • (2-6)
Captain: William Jett

DATE	OPPONENT	UA/OPP RK	TV	W	L	T	UA	OPP
Oct. 7	KANSAS				L		0	6
Oct. 14	at Washington (Mo.)				L		0	6
Oct. 16	at Drury				L		0	12
Oct. 26	CHILOCCO (KAN.)			W			6	0
Oct. 31	TEXAS				L		0	4
Nov. 12	TRANSYLVANIA				L		0	6
Nov. 17	at Missouri-Rolla				L		0	16
Nov. 30	KANSAS CITY MEDICS			W			26	0



F.C. LONGMAN

2 seasons | 1906-07
5-8-3

F.C. Longman was the final faculty member to serve as the football program's volunteer coach. Though the Cardinals suffered five shutouts during his tenure, they also earned a shutout win at Tulane and began Arkansas' series with Tennessee during the 1907 season.

1906 • (2-4-2)
Captain: John S. Wood

DATE	OPPONENT	UA/OPP RK	TV	W	L	T	UA	OPP
Sept. 29	CHILOCCO (KAN.)				L		0	6
Oct. 8	DRURY					T	0	0
Oct. 13	at Kansas				L		5	37
Oct. 30	TEXAS				L		0	11
Nov. 6	SE MISSOURI ST.+			W			12	0
Nov. 10	at Missouri				L		0	11
Nov. 24	at Tulane			W			22	0
Nov. 30	at LSU					T	6	6

+ Little Rock, Ark.

1907 • (3-4-1)
Captain: Clinton Milford

DATE	OPPONENT	UA/OPP RK	TV	W	L	T	UA	OPP
Oct. 5	HASKELL INDIAN NATIONS					T	0	0
Oct. 12	DRURY			W			23	0
Oct. 19	at Drury			W			17	6
Oct. 26	at Saint Louis				L		6	42
Nov. 2	TEXAS				L		6	26
Nov. 9	LSU+				L		12	17
Nov. 16	vs. Tennessee#				L		2	14
Nov. 23	MISSOURI-ROLLA			W			7	5

+ Little Rock, Ark.
 # Memphis, Tenn.

SEASON-BY-SEASON RESULTS



HUGO BEZDEK

5 seasons | 1908-12
29-13-1

The first full-time, paid coach in Arkansas football history, Hugo Bezdek guided the Cardinals to a 5-4 campaign in his first season. In 1909 he led UA to what is widely regarded as the program's breakthrough season – a 7-0-0 campaign during which Arkansas outscored its foes 186-18. Upon the team's return from a win over LSU in Memphis, Tenn., that season, Bezdek told students his team had played "like a wild band of razorback hogs." The students liked the nickname and officially adopted it prior to the 1910 season.

1908 • (5-4)
Captain: Willis Nelson

DATE	OPPONENT	UA/OPP RK	TV	W	L	T	UA	OPP
Oct. 3	HASKELL INDIAN NATIONS			W			6	0
Oct. 10	OLE MISS			W			33	0
Oct. 17	at Saint Louis				L		0	24
Oct. 24	HENDERSON (ARK.) ST.			W			51	0
Oct. 31	at Oklahoma				L		5	27
Nov. 7	at Texas				L		0	21
Nov. 14	PITTSBURG (KAN.) ST.			W			42	12
Nov. 21	OUACHITA BAPTIST			W			73	0
Nov. 26	LSU+				L		4	36

+ Little Rock, Ark.

1909 • (7-0)
Captain: Stanley Phillip

DATE	OPPONENT	UA/OPP RK	TV	W	L	T	UA	OPP
Oct. 2	HENDERSON (ARK.) ST.			W			24	0
Oct. 16	at Drury			W			12	6
Oct. 23	(3) FAIRMOUNT			W			22	6
Oct. 30	OKLAHOMA			W			21	6
Nov. 13	vs. LSU#			W			16	0
Nov. 15	at Ouachita Baptist			W			55	0
Nov. 25	WASHINGTON (MO.)+			W			34	0

+ Little Rock, Ark.
 # Memphis, Tenn.

1910 • (7-1)
Captain: Steve Creekmore

DATE	OPPONENT	UA/OPP RK	TV	W	L	T	UA	OPP
Oct. 1	DRURY			W			33	0
Oct. 9	HENDERSON (ARK.) ST.			W			63	0
Oct. 15	KANSAS STATE				L		0	5
Oct. 22	SOUTHWESTERN (TEX.)			W			13	12
Oct. 29	TEXAS A&M			W			5	0
Nov. 5	at Washington (Mo.)			W			50	0
Nov. 15	MISSOURI-ROLLA			W			6	2
Nov. 24	LSU+			W			51	0

+ Little Rock, Ark.

1911 • (6-2-1)
Captain: Dan Estes

DATE	OPPONENT	UA/OPP RK	TV	W	L	T	UA	OPP
Sept. 30	MISSOURI STATE			W			100	0
Oct. 7	DRURY			W			65	5
Oct. 14	HENDRIX			W			45	0
Oct. 21	at Texas				L		0	12
Oct. 28	at Southwestern (Texas)					T	0	0
Nov. 4	vs. Missouri-Rolla^			W			44	3
Nov. 11	at Kansas State#				L		0	3
Nov. 18	at Washington (Mo.)			W			3	0
Nov. 23	LSU+			W			11	0

+ Little Rock, Ark.
 # Kansas City, Mo.
^ Joplin, Mo.

1912 • (4-6)
Captain: Percy Hinton

DATE	OPPONENT	UA/OPP RK	TV	W	L	T	UA	OPP
Sept. 28	HENDERSON (ARK.) ST.			W			39	6
Oct. 5	HENDRIX			W			52	0
Oct. 12	OKLAHOMA STATE				L		7	13
Oct. 18	vs. Texas A&M#				L		0	27
Oct. 19	at Baylor				L		0	7
Oct. 26	SOUTHWESTERN (TEX.)			W			25	0
Nov. 2	at Wisconsin				L		7	64
Nov. 9	LSU+				L		6	7
Nov. 16	at Washington (Mo.)			W			13	7
Nov. 21	at Texas				L		0	48

+ Little Rock, Ark.
 # Dallas, Texas

E.T. PICKERING

2 seasons | 1913-14
11-7

After beginning his tenure 5-0 en route to a 7-2-0 debut season, E.T. Pickering's second and final season at the helm of the UA program is best known for a contest against Ole Miss that is still disputed more than a century later. Arkansas claims a 1-0 forfeit victory due to the Rebels' use of an ineligible player; Ole Miss denies the allegation and claims a 13-7 win on the field. The dispute led to the suspension of the series until 1924.

1913 • (7-2)
Captain: Russell May

DATE	OPPONENT	UA/OPP RK	TV	W	L	T	UA	OPP
Oct. 3	HENDERSON (ARK.) ST.			W			3	0
Oct. 11	HENDRIX			W			26	0
Oct. 18	OKLAHOMA STATE			W			3	0
Oct. 25	BAYLOR			W			34	0
Nov. 1	AUSTIN^			W			26	7
Nov. 8	vs. LSU#				L		7	12
Nov. 15	OLE MISS+				L		10	21
Nov. 17	at Ouachita Baptist			W			14	3
Nov. 27	at Tulane			W			14	0

+ Little Rock, Ark.
 # Shreveport, La.
^ Fort Smith, Ark.

1914 • (4-5)
Captain: James Rudd

DATE	OPPONENT	UA/OPP RK	TV	W	L	T	UA	OPP
Oct. 3	HENDRIX			W			13	7
Oct. 10	OUACHITA BAPTIST				L		9	15
Oct. 17	SAINT LOUIS			W			26	0
Oct. 24	MISSOURI-ROLLA				L		0	44
Oct. 31	OKLAHOMA SATTE				L		0	46
Nov. 7	vs. LSU#			W			20	12
Nov. 14	OLE MISS+			W~			1	0
Nov. 21	at Oklahoma^				L		7	35
Nov. 28	at Drury				L		7	28

+ Little Rock, Ark.
 # Shreveport, La.
^ Oklahoma City, Okla.
~ Arkansas victory by forfeit



T.T. McCONNELL

2 seasons | 1915-16
8-6-1

The beginning of T.T. McConnell's tenure as head coach at Arkansas coincided with the inaugural season of Southwest Conference football. After a 4-2-1 debut in 1915 and four-consecutive wins to open the 1916 season, McConnell's tenure culminated with consecutive losses to LSU, Texas, Oklahoma and Mississippi State.

ARKANSAS BEGINS SOUTHWEST CONFERENCE PLAY

1915 • (4-2-1, 1-1 SWC – T-3rd)
Captain: James Rudd

DATE	OPPONENT	UA/OPP RK	TV	W	L	T	UA	OPP
Oct. 2	HENDRIX			W			41	0
Oct. 9	OUACHITA BAPTIST			W			13	9
Oct. 16	OKLAHOMA STATE*^			W			14	9
Oct. 30	at Saint Louis					T	0	0
Nov. 6	vs. LSU#				L		7	13
Nov. 14	OKLAHOMA*				L		0	24
Nov. 20	MISSOURI-ROLLA			W			46	0

** Southwest Conference game*
 # Shreveport, La.
^ Fort Smith, Ark.

1916 • (4-4, 0-2 SWC – T-5th)
Captain: Chris Reichardt

DATE	OPPONENT	UA/OPP RK	TV	W	L	T	UA	OPP
Sept. 30	PITTSBURG (KAN.) ST.			W			34	20
Oct. 7	HENDRIX			W			58	0
Oct. 14	EASTERN OKLAHOMA STATE			W			82	0
Oct. 21	MISSOURI-ROLLA			W			60	0
Nov. 4	vs. LSU#				L		7	17
Nov. 18	at Texas*				L		0	52
Nov. 23	OKLAHOMA*^				L		13	14
Nov. 25	vs. Mississippi State&				L		7	20

**Southwest Conference game*
 # Shreveport, La.
^ Fort Smith, Ark.
& Memphis, Tenn.



NORMAN PAINE

2 seasons | 1917-18
8-3-1

Only a loss at Texas in the season finale prevented Norman Paine from an undefeated record in his first season, which began with five consecutive wins. His 1917 win over LSU was Arkansas' only victory against the Tigers in six games from 1915 to 1921. After playing the Sooners to a scoreless tie in 1917, Paine's 1918 team suffered the worst defeat in school history – a 103-0 loss at Oklahoma.

1917 • (5-1-1, 0-1-1 SWC – 6th)
Captain: Gene Davidson

DATE	OPPONENT	UA/OPP RK	TV	W	L	T	UA	OPP
Oct. 6	CENTRAL MISSOURI ST.			W			34	0
Oct. 13	HENDRIX			W			19	0
Oct. 20	MISSOURI-ROLLA			W			32	0
Oct. 27	TULSA			W			19	7
Nov. 3	vs. LSU#			W			14	0
Nov. 10	OKLAHOMA*^					T	0	0
Nov. 17	at Texas*				L		0	20

** Southwest Conference game*
 # Shreveport, La.
^ Fort Smith, Ark.

1918 • (3-2, 0-1 SWC – T-6th)
Captain: Paul Gold

DATE	OPPONENT	UA/OPP RK	TV	W	L	T	UA	OPP
Sept. 28	CAMP PIKE				L		0	6
Oct. 5	MISSOURI-ROLLA			W			6	0
Oct. 19	at Oklahoma*				L		0	103
Oct. 26	TULSA			W			23	6
Nov. 2	at Missouri State			W			12	6

* Southwest Conference game



J.B. CRAIG

1 season | 1919
3-4

Although J.B. Craig's only season included a lopsided 63-7 loss to Tulsa (then known as Henry Kendall), it concluded with a 7-6 win over Oklahoma in the Razorbacks' most recent home meeting with the Sooners. The win avenged the 103-0 loss in Norman, Okla., the year before.

1919 • (3-4, 1-2 SWC – 5th)
Captain: James Coleman

DATE	OPPONENT	UA/OPP RK	TV	W	L	T	UA	OPP
Oct. 11	HENDRIX			W			7	0
Oct. 18	MISSOURI-ROLLA			W			20	0
Oct. 25	vs. LSU#				L		0	20
Nov. 1	TULSA				L		7	63
Nov. 8	at Texas*				L		7	35
Nov. 15	OKLAHOMA*			W			7	6
Nov. 22	at Rice*				L		7	40

** Southwest Conference game*
 # Shreveport, La.

SEASON-BY-SEASON RESULTS



G.W. McLAREN

2 seasons | 1920-21
8-5-3

G.W. McLaren's Razorback teams yielded just 19 points in the six Southwest Conference games during his two-year tenure. His inaugural Arkansas team in 1920 shut out SWC foes SMU, Phillips and Rice en route to a 2-0-1 league mark. Because the SWC did not count ties toward winning percentage until 1925, the 1920 team is credited with a 1.000 league winning percentage but was not credited with a share of the league title won by Texas with a 5-0 conference mark.

1920 • (3-2-2, 2-0-1 SWC - T-1st)
Captain: J. Tate McGill

DATE	OPPONENT	UA/OPP RK	TV	W	L	T	UA	OPP
Oct. 9	HENDRIX					T	0	0
Oct. 16	TCU				L		2	19
Oct. 23	at SMU*			W			6	0
Oct. 30	MISSOURI-ROLLA			W			14	0
Nov. 6	vs. LSU#				L		0	3
Nov. 13	at Phillips*			W			20	0
Nov. 20	at Rice*					T	0	0

** Southwest Conference game*
 # Shreveport, La.

1921 • (5-3-1, 2-1 SWC - 3rd)
Captain: Ben Winkleman

DATE	OPPONENT	UA/OPP RK	TV	W	L	T	UA	OPP
Oct. 1	HENDRIX			W			28	0
Oct. 8	DRURY			W			40	0
Oct. 15	vs. Ouachita Baptist+			W			28	0
Oct. 22	at Oklahoma State*				L		0	7
Oct. 29	SMU*^			W			14	0
Nov. 5	vs. LSU#				L		7	10
Nov. 12	PHILLIPS					T	0	0
Nov. 19	BAYLOR*			W			13	12
Nov. 24	at TCU				L		14	19

** Southwest Conference game*
+ Little Rock, Ark.
 # Shreveport, La.
^ Fort Smith, Ark.



FRANCIS SCHMIDT

7 seasons | 1922-28
42-20-3

Led by George Cole, Glen Rose and Wear Schoonover, Francis Schmidt's 1927 Razorback team won a then-school-record eight games. After guiding the Hogs to a 7-2 campaign in 1928, Schmidt left UA to take over the TCU program.

1922 • (5-4, 1-3 SWC - 6th)
Captain: Clarence Smith

DATE	OPPONENT	UA/OPP RK	TV	W	L	T	UA	OPP
Sept. 30	HENDRIX			W			39	0
Oct. 7	DRURY			W			22	0
Oct. 14	vs. Ouachita Baptist+				L		7	13
Oct. 21	at Baylor*				L		13	60
Oct. 28	vs. LSU#			W			40	6
Nov. 4	TULSA~			W			1	0
Nov. 11	at Rice*				L		7	31
Nov. 18	SMU (HC)*			W			9	0
Nov. 30	OKLAHOMA STATE*^				L		0	13

** Southwest Conference game*
+ Little Rock, Ark.
 # Shreveport, La.
^ Fort Smith, Ark.
~ Arkansas victory by forfeit

1923 • (6-2-1, 2-2 SWC - T-4th)
Captain: Sam Coleman

DATE	OPPONENT	UA/OPP RK	TV	W	L	T	UA	OPP
Sept. 29	CENTRAL ARKANSAS			W			32	0
Oct. 6	DRURY			W			26	0
Oct. 13	RICE*			W			23	0
Oct. 20	BAYLOR*				L		0	14
Oct. 27	vs. LSU#			W			26	13
Nov. 3	OUACHITA BAPTIST (HC)					T	0	0
Nov. 10	at SMU*				L		6	13
Nov. 24	vs. Phillips&			W			32	0
Dec. 1	OKLAHOMA STATE*^			W			13	0

** Southwest Conference game*
 # Shreveport, La.
& Muskogee, Okla.
^ Fort Smith, Ark.

1924 • (7-2-1, 1-2-1 SWC - 7th)
Captain: Yandell Rogers

DATE	OPPONENT	UA/OPP RK	TV	W	L	T	UA	OPP
Sept. 27	NORTHEASTERN STATE			W			54	6
Oct. 4	MISSOURI STATE			W			47	0
Oct. 11	HENDRIX			W			34	3
Oct. 18	at Baylor*				L		0	13
Oct. 25	OLE MISS+			W			20	0
Nov. 1	vs. LSU#			W			10	7
Nov. 8	SMU (HC)*					T	14	14
Nov. 15	PHILLIPS^			W			28	6
Nov. 21	at Oklahoma State*				L		0	20
Nov. 27	TCU*			W			20	0

** Southwest Conference game*
+ Little Rock, Ark.
 # Shreveport, La.
^ Fort Smith, Ark.

1925 • (4-4-1, 2-2-1 SWC- T4th)
Captain: Brad Scott

DATE	OPPONENT	UA/OPP RK	TV	W	L	T	UA	OPP
Oct. 3	at Iowa				L		0	26
Oct. 10	OKLAHOMA BAPTIST				L		0	6
Oct. 17	at Rice*				L		9	13
Oct. 24	PHILLIPS			W			45	0
Oct. 31	vs. LSU*#			W			12	0
Nov. 7	at SMU*					T	0	0
Nov. 14	at TCU*				L		0	3
Nov. 21	OKLAHOMA STATE (HC)*			W			9	7
Nov. 26	at Tulsa			W			20	7

** Southwest Conference game*
 # Shreveport, La.
NOTE: The LSU and Oklahoma State games were officially recognized as conference games

1926 • (5-5, 2-2 SWC - T-3rd)
Captain: Herman Boozman

DATE	OPPONENT	UA/OPP RK	TV	W	L	T	UA	OPP
Sept. 26	CENTRAL ARKANSAS			W			60	0
Oct. 2	OLE MISS*			W			21	6
Oct. 9	at Oklahoma				L		6	13
Oct. 16	vs. Hendrix+			W			14	7
Oct. 23	CENTENARY*			W			33	6
Oct. 30	at Kansas State				L		7	16
Nov. 6	vs. LSU*#				L		0	14
Nov. 12	TCU (HC)*				L		7	10
Nov. 19	at Oklahoma State			W			24	2
Nov. 25	at Tulsa				L		7	14

** Southwest Conference game*
+ Little Rock, Ark.
 # Shreveport, La.
NOTE: The Ole Miss, Centenary and LSU games were officially recognized as conference games

1927 • (8-1, 3-1 SWC - 3rd)
Captain: Eusell Coleman

DATE	OPPONENT	UA/OPP RK	TV	W	L	T	UA	OPP
Oct. 1	COLLEGE OF THE OZARKS			W			32	0
Oct. 8	BAYLOR*			W			13	6
Oct. 15	at Texas A&M*				L		6	40
Oct. 22	MISSOURI-ROLLA			W			34	0
Oct. 29	LSU*#			W			28	0
Nov. 5	at TCU*			W			10	3
Nov. 12	OKLAHOMA STATE (HC)			W			33	20
Nov. 19	AUSTIN			W			42	0
Nov. 26	vs. Hendrix+			W			20	7

** Southwest Conference game*
+ Little Rock, Ark.
 # Shreveport, La.
NOTE: The LSU game was officially recognized as a conference game

1928 • (7-2, 3-1 SWC - 2nd)
Captain: Alva Winters

DATE	OPPONENT	UA/OPP RK	TV	W	L	T	UA	OPP
Sept. 29	at Ole Miss				L		0	25
Oct. 6	COLLEGE OF THE OZARKS			W			21	0
Oct. 13	vs. Baylor*^			W			14	0
Oct. 27	at Texas*				L		7	20
Oct. 29	TEXAS A&M (HC)*			W			27	12
Nov. 3	vs. LSU*#			W			7	0
Nov. 17	MISSOURI-ROLLA			W			45	6
Nov. 24	OKLAHOMA BAPTIST			W			57	0
Nov. 29	RHODES COLLEGE			W			73	0

**Southwest Conference game*
 # Shreveport, La.
^ Texarkana, Ark.
NOTE: The LSU game was officially recognized as a conference game



FRED THOMSEN

13 seasons | 1929-41
56-61-10

Still the second-longest tenured head coach in Arkansas football history, Fred Thomsen was an offensive innovator who made the passing game an integral part of the UA attack. He led the Hogs to what would have been their first Southwest Conference title in 1933 only to vacate the championship for using an ineligible player. All-SWC performances by Jack Robbins and Jim Benton helped the Hogs to the SWC crown in 1936 and a tie for 18th in the final Associated Press poll in its first year of existence.

1929 • (7-2, 3-2 SWC - 3rd)
Captain: Clarence Gels

DATE	OPPONENT	UA/OPP RK	TV	W	L	T	UA	OPP
Sept. 28	COLLEGE OF THE OZARKS			W			37	0
Oct. 5	HENDERSON (ARK.) ST.			W			30	7
Oct. 12	TEXAS*				L		0	27
Oct. 19	at Baylor*				L		20	31
Oct. 26	at Texas A&M*			W			14	13
Nov. 2	LSU#*			W			32	0
Nov. 9	EAST CENTRAL OKLAHOMA			W			52	7
Nov. 16	CENTENARY (HC)			W			13	2
Nov. 28	at Oklahoma State*			W			32	6

** Southwest Conference game*
 # Shreveport, La.
NOTE: The LSU and Oklahoma State games were officially recognized as conference games

1930 • (3-6, 2-2 SWC - T-4th)
Captain: Milan Creighton

DATE	OPPONENT	UA/OPP RK	TV	W	L	T	UA	OPP
Sept. 27	COLLEGE OF THE OZARKS			W			27	0
Oct. 4	at Tulsa				L		6	26
Oct. 11	at TCU*				L		0	40
Oct. 18	RICE (HC)*			W			7	6
Oct. 25	TEXAS A&M*+			W			13	0
Nov. 1	vs. LSU#				L		12	27
Nov. 8	OKLAHOMA STATE				L		0	26
Nov. 15	BAYLOR*				L		7	22
Nov. 27	at Centenary				L		6	7

** Southwest Conference game*
+ Little Rock, Ark.
 # Shreveport, La.

1931 • (3-5-1, 0-4 SWC - 7th)
Captain: Earl Secrest

DATE	OPPONENT	UA/OPP RK	TV	W	L	T	UA	OPP
Sept. 26	COLLEGE OF THE OZARKS			W			13	6
Oct. 3	HENDRIX			W			19	0
Oct. 10	SMU*				L		6	42
Oct. 17	at Baylor*				L		7	19
Oct. 24	vs. LSU#				L		6	13
Oct. 31	TCU (HC)*				L		0	7
Nov. 3	at Chicago					T	13	13
Nov. 21	at Rice*				L		12	26
Nov. 26	at Centenary			W			6	0

** Southwest Conference game*
 # Shreveport, La.

1932 • (1-6-2, 1-4 SWC - 7th)
Captain: Judson Irwin

DATE	OPPONENT	UA/OPP RK	TV	W	L	T	UA	OPP
Sept. 24	HENDRIX					T	0	0
Oct. 1	MISSOURI-ROLLA				L		19	20
Oct. 8	at TCU*				L		12	34
Oct. 15	BAYLOR*+			W			20	6
Oct. 22	vs. LSU#				L		0	14
Nov. 5	RICE (HC)*				L		7	13
Nov. 12	at SMU*				L		7	13
Nov. 18	TEXAS*				L		0	34
Nov. 26	at Centenary					T	0	0

** Southwest Conference game*
+ Little Rock, Ark.
 # Shreveport, La.

SEASON-BY-SEASON RESULTS

1933 • (7-3-1, 4-1 SWC - 1st)
Captain: Lewis Johnson

DATE	OPPONENT	UA/OPP RK	TV	W	L	T	UA	OPP
Sept. 23	COLLEGE OF THE OZARKS			W			40	0
Sept. 30	OKLAHOMA BAPTIST			W			42	7
Oct. 7	TCU*			W			13	0
Oct. 14	BAYLOR*+			W			19	7
Oct. 21	at LSU#				L		0	20
Oct. 28	SMU (HC)*			W			3	0
Nov. 11	at Rice*				L		6	7
Nov. 18	HENDRIX			W			63	0
Nov. 24	at Texas*			W			20	6
Nov. 30	at Tulsa				L		0	7
Jan. 1	vs. Centenary>					T	7	7

** Southwest Conference game*
+ Little Rock, Ark.
 # Shreveport, La.
> Dixie Classic (Dallas, Texas)
NOTE: No SWC champion recognized in 1933.

1934 • (4-4-2, 2-3-1 SWC - 5th)
Captain: W. R. Benton

DATE	OPPONENT	UA/OPP RK	TV	W	L	T	UA	OPP
Sept. 29	COLLEGE OF THE OZARKS			W			13	0
Oct. 6	at TCU*			W			24	10
Oct. 13	BAYLOR*+			W			6	0
Oct. 20	vs. LSU#				L		0	16
Oct. 27	MISSOURI-ROLLA			W			20	0
Nov. 3	at Texas A&M*					T	7	7
Nov. 10	RICE (HC)*				L		0	7
Nov. 17	at SMU*				L		6	10
Nov. 23	TEXAS*				L		12	19
Nov. 29	at Tulsa					T	7	7

** Southwest Conference game*
+ Little Rock, Ark.
 # Shreveport, La.

1935 • (5-5, 2-4 SWC - 5th)
Captain: Choice Rucker

DATE	OPPONENT	UA/OPP RK	TV	W	L	T	UA	OPP
Sept. 28	PITTSBURG (KAN.) ST.			W			12	0
Oct. 5	TCU*				L		7	13
Oct. 12	at Baylor*				L		6	13
Oct. 19	vs. LSU#				L		7	13
Oct. 26	COLLEGE OF THE OZARKS			W			51	6
Nov. 2	TEXAS A&M*+			W			14	7
Nov. 8	at Rice*				L		7	20
Nov. 16	SMU (HC)*				L		6	17
Nov. 22	at Texas*			W			28	13
Nov. 28	at Tulsa			W			14	7

** Southwest Conference game*
 # Shreveport, La.
+ Little Rock, Ark.

1936 • (7-3, 5-1 SWC - 1st)
SWC CHAMPION • T-18th AP
Captain: Clifford Van Sickle

DATE	OPPONENT	UA/OPP RK	TV	W	L	T	UA	OPP
Sept. 26	PITTSBURG (KAN.) ST.			W			53	0
Oct. 3	at TCU*				L		14	18
Oct. 10	BAYLOR*			W			14	10
Oct. 16	at George Washington				L		6	13
Oct. 24	vs. LSU#	NR/13			L		7	19
Oct. 31	at Texas A&M*			W			18	0
Nov. 7	RICE (HC)*			W			20	14
Nov. 14	at SMU*	NR/19		W			17	0
Nov. 26	at Tulsa			W			23	13
Dec. 3	TEXAS*+	18/NR		W			6	0

** Southwest Conference game*
+ Little Rock, Ark.
 # Shreveport, La.

1937 • (6-2-2, 3-2-1 SWC - 3rd)
T-14th AP
Captains: Jack Robbins, Jim Benton

DATE	OPPONENT	UA/OPP RK	TV	W	L	T	UA	OPP
Sept. 25	CENTRAL (OKLA.) ST.			W			25	0
Oct. 2	TCU*					T	7	7
Oct. 9	at Baylor*				L		14	20
Oct. 16	at Texas*			W			21	10
Oct. 23	SMU*^			W			13	0
Oct. 30	TEXAS A&M (HC)*	20/NR		W			26	13
Nov. 6	at Rice*	16/NR			L		20	26
Nov. 13	vs. Ole Miss#	20/NR		W			32	6
Nov. 20	GEORGE WASHINGTON+					T	0	0
Nov. 25	at Tulsa			W			28	7

** Southwest Conference game*
+ Little Rock, Ark.
 # Memphis, Tenn.
^ Fort Smith, Ark.

1938 • (2-7-1, 1-5 SWC - 7th)
Captain: Lloyd Woodell

DATE	OPPONENT	UA/OPP RK	TV	W	L	T	UA	OPP
Sept. 24	OKLAHOMA STATE			W			27	7
Oct. 1	at TCU*				L		14	21
Oct. 8	BAYLOR*				L		6	9
Oct. 15	TEXAS*+			W			42	6
Oct. 22	at Santa Clara	NR/6			L		6	21
Oct. 29	at Texas A&M*				L		7	13
Nov. 5	RICE (HC)*				L		0	3
Nov. 12	at SMU*				L		6	19
Nov. 16	Ole Miss#				L		14	20
Nov. 24	at Tulsa					T	6	6

** Southwest Conference game*
+ Little Rock, Ark.
 # Memphis, Tenn.

1939 • (4-5-1, 2-3-1 SWC - 5th)
Captains: Kay Eakin, Ray Cole

DATE	OPPONENT	UA/OPP RK	TV	W	L	T	UA	OPP
Sept. 23	OKLAHOMA STATE			W			32	6
Sept. 30	vs. Mississippi State#				L		0	19
Oct. 7	TCU*			W			14	13
Oct. 14	at Baylor*				L		7	19
Oct. 21	at Texas*				L		13	14
Oct. 28	at Villanova				L		0	7
Nov. 4	TEXAS A&M (HC)*	NR/5			L		0	27
Nov. 11	at Rice*					T	12	12
Nov. 17	SMU*+	NR/17		W			14	0
Nov. 30	at Tulsa			W			23	0

** Southwest Conference game*
+ Little Rock, Ark.
 # Memphis, Tenn.

1940 • (4-6, 1-5 SWC - 6th)
Captains: A.J. Yates, Howard Hickey

DATE	OPPONENT	UA/OPP RK	TV	W	L	T	UA	OPP
Sept. 28	E. CENT. (OKLA.) ST.			W			38	0
Oct. 5	at TCU*				L		0	20
Oct. 12	BAYLOR*			W			12	6
Oct. 19	TEXAS*+	NR/14			L		0	21
Oct. 26	vs. Ole Miss#			W			21	20
Nov. 2	at Texas A&M*	NR/5			L		0	17
Nov. 9	RICE (HC)*				L		7	14
Nov. 16	at SMU*	NR/20			L		0	28
Nov. 21	at Fordham	NR/15			L		7	27
Nov. 28	at Tulsa			W			27	21

** Southwest Conference game*
+ Little Rock, Ark.
 # Memphis, Tenn.

1941 • (3-7, 0-6 SWC - 7th)
Captain: Daryl Cato

DATE	OPPONENT	UA/OPP RK	TV	W	L	T	UA	OPP
Sept. 27	E. CENTRAL (OKLA.) ST.			W			56	0
Oct. 4	TCU*				L		0	9
Oct. 11	at Baylor*				L		7	20
Oct. 18	at Texas*	NR/2			L		14	48
Oct. 24	at Detroit			W			9	6
Nov. 1	TEXAS A&M*+	NR/5			L		0	7
Nov. 8	at Rice*				L		12	21
Nov. 15	SMU (HC)*				L		7	14
Nov. 22	vs. Ole Miss#				L		0	18
Nov. 27	at Tulsa			W			13	6

** Southwest Conference game*
+ Little Rock, Ark.
 # Memphis, Tenn.



GEORGE COLE

1 season | 1942
3-7

The first of just two Arkansas graduates to serve as head football coach at his alma mater, George Cole went on to serve as athletic director at the school from 1970 to 1972. An All-Southwest Conference quarterback and a shortstop on the UA baseball team during his collegiate career, Cole began his administrative career as a line coach for the Razorbacks in 1936 and served as assistant athletic director under John Barnhill. Arkansas' baseball facility, Baum Stadium at George Cole Field, bears his name.

1942 • (3-7, 0-6 SWC - 7th)
Captains: Clayton Wynne, Robert Forte

DATE	OPPONENT	UA/OPP RK	TV	W	L	T	UA	OPP
Sept. 26	WICHITA STATE			W			27	0
Oct. 3	at TCU*				L		6	13
Oct. 10	BAYLOR*				L		7	20
Oct. 17	TEXAS*+	NR/20			L		6	47
Oct. 24	vs. Ole Miss#			W			7	6
Oct. 31	at Texas A&M*				L		0	41
Nov. 7	RICE (HC)*				L		9	40
Nov. 14	at SMU*				L		6	14
Nov. 21	at Detroit			W			14	7
Nov. 26	at Tulsa	NR/6			L		7	40

** Southwest Conference game*
+ Little Rock, Ark.
 # Memphis, Tenn.



JOHN TOMLIN

1 season | 1943
2-7

The Razorbacks managed just two wins and tied for fifth place in the Southwest Conference in their only season under John Tomlin. His brief tenure ended with one of the most lopsided losses in UA history, a 61-0 loss at Tulsa.

1943 • (2-7, 1-4 SWC - T-5th)
Captains: Lamar Dingler, Ben Jones

DATE	OPPONENT	UA/OPP RK	TV	W	L	T	UA	OPP
Sept. 25	MISSOURI-ROLLA			W			59	0
Oct. 2	TCU*+				L		0	13
Oct. 9	MONTICELLO NAVY				L		12	20
Oct. 16	at Texas*				L		0	34
Oct. 30	TEXAS A&M (HC)*	NR/19			L		0	13
Nov. 6	at Rice*				L		7	20
Nov. 13	at SMU*#			W			14	12
Nov. 19	OKLAHOMA STATE^				L		13	19
Nov. 25	at Tulsa	NR/20			L		0	61

** Southwest Conference game*
+ Little Rock, Ark.
 # San Antonio, Texas
^ Fort Smith, Ark.

SEASON-BY-SEASON RESULTS



GLEN ROSE

2 seasons | 1944-45
8-12-1

While guiding the Razorback football program through the final years of the World War II era, Glen Rose recorded back-to-back wins over Ole Miss and directed the Hogs in their most recent game against an in-state opponent – a 41-0 win over Arkansas-Monticello (then known as Arkansas A&M) in the 1944 season finale.

1944 • (5-5-1, 2-2-1 SWC - 3rd)
Captains: Lamar Dingler, James Young

DATE	OPPONENT	UA/OPP RK	TV	W	L	T	UA	OPP
Sept. 23	at Missouri^			W			7	6
Sept. 29	at Oklahoma State&				L		0	19
Oct. 7	at TCU*					T	6	6
Oct. 14	NORMAN NAVY				L		7	27
Oct. 21	TEXAS*+				L		0	19
Oct. 28	vs. Ole Miss#			W			26	18
Nov. 4	at Texas A&M*			W			7	6
Nov. 11	RICE (HC)*			W			12	7
Nov. 18	at SMU*				L		12	20
Nov. 23	at Tulsa				L		2	33
Dec. 2	ARKANSAS-MONTICELLO			W			41	0

** Southwest Conference game*
+ Little Rock, Ark.
 # Memphis, Tenn.
^ St. Louis, Mo.
& Oklahoma City, Okla.

1945 • (3-7, 1-5 SWC - 7th)
Captains: Earl Wheeler, Henry Ford

DATE	OPPONENT	UA/OPP RK	TV	W	L	T	UA	OPP
Sept. 22	at Barksdale AFB#			W			12	6
Sept. 29	OKLAHOMA STATE				L		14	19
Oct. 6	TCU*			W			27	14
Oct. 13	at Baylor*				L		13	23
Oct. 20	TEXAS*+	NR/10			L		7	34
Oct. 27	vs. Ole Miss^			W			19	0
Nov. 3	TEXAS A&M (HC)*				L		0	34
Nov. 10	at Rice*				L		7	26
Nov. 17	at SMU*				L		0	21
Nov. 23	at Tulsa	NR/17			L		13	45

** Southwest Conference game*
+ Little Rock, Ark.
 # Shreveport, La.
^ Memphis, Tenn.



JOHN BARNHILL

4 seasons | 1946-49
22-17-3

Widely credited with uniting the state of Arkansas behind the Razorback program, John Barnhill led UA to a share of the Southwest Conference title and its first Cotton Bowl berth in the first of his four seasons before retiring from coaching to focus on his duties as athletic director. His coaching tenure included the debut of War Memorial Stadium in Little Rock, Ark., the Hogs' second and third bowl appearances and the recruitment of 1948 All-American and Olympic silver medal winner Clyde Scott.

1946 • (6-3-2, 5-1 SWC - T-1st)
SWC CO-CHAMPION • 16th AP
Captain: Joyce Pipkin

DATE	OPPONENT	UA/OPP RK	TV	W	L	T	UA	OPP
Sept. 21	N'WESTERN (LA.) ST.			W			21	14
Sept. 28	at Oklahoma State					T	21	21
Oct. 5	at TCU*			W			34	14
Oct. 12	BAYLOR*	18/NR		W			13	0
Oct. 19	at Texas*	14/3			L		0	20
Oct. 26	vs. Ole Miss#				L		7	9
Nov. 2	at Texas A&M*			W			7	0
Nov. 9	RICE*+	NR/5		W			7	0
Nov. 16	SMU (HC)*	17/NR		W			13	0
Nov. 28	at Tulsa	10/NR			L		13	14
Jan. 1	vs. LSU›	16/8				T	0	0

** Southwest Conference game*
+ Little Rock, Ark.
 # Memphis, Tenn.
› 1947 Cotton Bowl (Dallas, Texas)

1947 • (6-4-1, 1-4-1 SWC - T-5th)
Captain: James Minor

DATE	OPPONENT	UA/OPP RK	TV	W	L	T	UA	OPP
Sept. 20	N'WESTERN (LA.) ST.			W			64	0
Sept. 27	NORTH TEXAS+			W			12	0
Oct. 4	TCU*			W			6	0
Oct. 11	at Baylor*				L		9	17
Oct. 18	vs. Texas*#	NR/3			L		6	21
Oct. 25	vs. Ole Miss#			W			19	14
Nov. 1	TEXAS A&M (HC)*					T	21	21
Nov. 8	at Rice*				L		0	26
Nov. 15	at SMU*	NR/4			L		6	14
Nov. 27	at Tulsa			W			27	13
Jan. 1	vs. William & Mary›	NR/14		W			21	19

** Southwest Conference game*
+ Little Rock, Ark.
 # Memphis, Tenn.
› 1948 Dixie Bowl (Birmingham, Ala.)

1948 • (5-5, 2-4 SWC - 5th)
Captain: Clyde Scott

DATE	OPPONENT	UA/OPP RK	TV	W	L	T	UA	OPP
Sept. 18	ABILENE CHRISTIAN+			W			40	6
Sept. 25	EAST TEXAS STATE			W			46	7
Oct. 2	at TCU*		NA	W			27	14
Oct. 9	BAYLOR*	13/NR			L		7	23
Oct. 16	at Texas*				L		6	14
Oct. 30	at Texas A&M*			W			28	6
Nov. 6	RICE*+				L		6	25
Nov. 13	SMU (HC)*	NR/7			L		12	14
Nov. 20	TULSA+			W			55	18
Nov. 27	WILLIAM & MARY+	NR/20			L		0	19

** Southwest Conference game*
+ Little Rock, Ark.

1949 • (5-5, 2-4 SWC - 6th)
Captain: Alvin Duke

DATE	OPPONENT	UA/OPP RK	TV	W	L	T	UA	OPP
Sept. 24	NORTH TEXAS+			W			33	19
Oct. 1	TCU*			W			27	7
Oct. 8	at Baylor*				L		13	35
Oct. 15	TEXAS*+	NR/16			L		14	27
Oct. 22	at Vanderbilt			W			7	6
Oct. 29	TEXAS A&M (HC)*			W			27	6
Nov. 5	at Rice*	NR/8			L		0	14
Nov. 12	at SMU*	NR/12			L		6	34
Nov. 19	WILLIAM & MARY+				L		0	20
Nov. 26	TULSA			W			40	7

** Southwest Conference game*
+ Little Rock, Ark.



OTIS DOUGLAS

3 seasons | 1950-52
9-21

Despite personnel that included future NFL stars Fred Williams, Dave "Hawg" Hanner, Pat Summerall, Lamar McHan, Floyd Sagely and Lewis Carpenter, the Razorbacks managed just nine wins during Douglas' three-year tenure. The highlight of his stay was a 16-14 win over Texas in 1951 – the Razorbacks' first win over the Longhorns in Fayetteville.

1950 • (2-8, 1-5 SWC - 7th)
Captain: George Eckert

DATE	OPPONENT	UA/OPP RK	TV	W	L	T	UA	OPP
Sept. 23	OKLAHOMA STATE+				L		7	12
Sept. 30	NORTH TEXAS			W			50	6
Oct. 7	at TCU*				L		6	13
Oct. 14	BAYLOR*			W			27	6
Oct. 21	at Texas*	NR/7			L		14	19
Oct. 28	VANDERBILT+				L		13	14
Nov. 4	at Texas A&M*				L		13	42
Nov. 11	RICE (HC)*				L		6	9
Nov. 18	SMU*+	NR/14			L		7	14
Nov. 23	at Tulsa				L		13	28

** Southwest Conference game*
+ Little Rock, Ark.

1951 • (5-5, 2-4 SWC - 6th)
Captains: Dave Hanner, Pat Summerall

DATE	OPPONENT	UA/OPP RK	TV	W	L	T	UA	OPP
Sept. 22	at Oklahoma State			W			42	7
Sept. 29	ARIZONA STATE			W			30	13
Oct. 6	TCU*+				L		7	17
Oct. 13	at Baylor*	NR/12			L		7	9
Oct. 20	TEXAS*	NR/4		W			16	14
Oct. 27	SANTA CLARA+	19/NR			L		12	21
Nov. 3	TEXAS A&M (HC)*	NR/18		W			33	21
Nov. 10	at Rice*	20/NR			L		0	6
Nov. 17	at SMU*				L		7	47
Nov. 24	TULSA+			W			24	7

** Southwest Conference game*
+ Little Rock, Ark.

1952 • (2-8, 1-5 SWC - 7th)
Captains: Dean Pryor, Buddy Sutton

DATE	OPPONENT	UA/OPP RK	TV	W	L	T	UA	OPP
Sept. 20	OKLAHOMA STATE+			W			22	20
Sept. 27	HOUSTON				L		7	17
Oct. 4	at TCU*				L		7	13
Oct. 11	BAYLOR*+			W			20	17
Oct. 18	at Texas*				L		7	44
Oct. 25	OLE MISS+				L		7	34
Nov. 1	at Texas A&M*				L		12	31
Nov. 8	RICE*				L		33	35
Nov. 15	SMU (HC)*				L		17	27
Nov. 22	at Tulsa				L		34	44

** Southwest Conference game*
+ Little Rock, Ark.



BOWDEN WYATT

2 seasons | 1953-54
11-10

After an inauspicious 3-7-0 mark in his initial campaign, Bowden Wyatt led the "25 Little Pigs" to Arkansas' second Southwest Conference title in 1954. That season also saw the Hogs earn their first win at Texas in 17 years, followed the next week by a 6-0 upset of Ole Miss on a 66-yard touchdown pass from Bob Benson to Preston Carpenter known to Razorback fans as the "Powder River Play." Wyatt left after the 1954 season to coach Tennessee, his alma mater.

1953 • (3-7, 2-4 SWC - 5th)
Captains: Jim Speering, Ralph Troillett

DATE	OPPONENT	UA/OPP RK	TV	W	L	T	UA	OPP
Sept. 26	OKLAHOMA STATE+				L		6	7
Oct. 3	TCU*			W			13	6
Oct. 10	at Baylor*	NR/9			L		7	14
Oct. 17	TEXAS (HC)*				L		7	16
Oct. 24	vs. Ole Miss#		ABC		L		0	28
Oct. 31	TEXAS A&M*+			W			41	14
Nov. 7	at Rice*				L		0	47
Nov. 14	at SMU*				L		7	13
Nov. 21	LSU+				L		8	9
Nov. 28	TULSA			W			27	7

** Southwest Conference game*
+ Little Rock, Ark.
 # Memphis, Tenn.

1954 • (8-3, 5-1 SWC - 1st)
SWC CHAMPION • 10th AP/8th UPI
Captains: Bobby Proctor, Jim Roth

DATE	OPPONENT	UA/OPP RK	TV	W	L	T	UA	OPP
Sept. 25	TULSA			W			41	0
Oct. 2	at TCU*			W			20	13
Oct. 9	BAYLOR*			W			21	20
Oct. 16	at Texas*	12/NR		W			20	7
Oct. 23	OLE MISS+	7/5		W			6	0
Oct. 30	at Texas A&M*	4/NR		W			14	7
Nov. 6	RICE*+	4/15		W			28	15
Nov. 13	SMU (HC)*	4/19			L		14	21
Nov. 20	vs. LSU#	9/NR			L		6	7
Nov. 27	at Houston	13/NR		W			19	0
Jan. 1	vs. Georgia Tech›	10/NR	NBC		L		6	14

** Southwest Conference game*
+ Little Rock, Ark.
 # Shreveport, La.
› 1955 Cotton Bowl (Dallas, Texas)

SEASON-BY-SEASON RESULTS



JACK MITCHELL

3 seasons | 1955-57
17-12-1

Jack Mitchell led Arkansas to three winning seasons and consecutive wins over Texas in 1955 and 1956 and consecutive wins over unbeaten Ole Miss teams in 1956 and 1957 before leaving UA for Kansas following the 1957 season.

1955 • (5-4-1, 3-2-1 SWC - 4th)
Captains: Preston Carpenter, Henry Moore

DATE	OPPONENT	UA/OPP RK	TV	W	L	T	UA	OPP
Sept. 17	TULSA			W			21	6
Sept. 24	OKLAHOMA STATE+	17/NR		W			21	0
Oct. 1	TCU*	NR/10			L		0	26
Oct. 8	at Baylor*				L		20	25
Oct. 15	TEXAS*+			W			27	20
Oct. 22	at Ole Miss				L		7	17
Oct. 29	TEXAS A&M (HC)*	NR/11				T	7	7
Nov. 5	at Rice*		NA	W			10	0
Nov. 12	at SMU*		NA	W			6	0
Nov. 19	LSU+				L		7	13

** Southwest Conference game*
+ Little Rock, Ark.

1956 • (6-4, 3-3 SWC - 4th)
Captains: Neil Martin, Ted Souter

DATE	OPPONENT	UA/OPP RK	TV	W	L	T	UA	OPP
Sept. 22	HARDIN-SIMMONS			W			21	6
Sept. 29	OKLAHOMA STATE+			W			19	7
Oct. 6	at TCU*		NA		L		6	41
Oct. 13	BAYLOR*				L		7	14
Oct. 20	at Texas*			W			32	14
Oct. 27	OLE MISS+			W			14	0
Nov. 3	at Texas A&M*		NA		L		0	27
Nov. 10	RICE (HC)*			W			27	12
Nov. 17	SMU*+			W			27	13
Nov. 24	vs. LSU#				L		7	21

** Southwest Conference game*
+ Little Rock, Ark.
 # Shreveport, La.

1957 • (6-4, 2-4 SWC - T-5th)
Captains: Jay Donathan, Gerald Nesbit, George Walker

DATE	OPPONENT	UA/OPP RK	TV	W	L	T	UA	OPP
Sept. 21	OKLAHOMA STATE+			W			12	0
Sept. 28	TULSA			W			41	14
Oct. 5	TCU*+	NR/18		W			20	7
Oct. 12	at Baylor*	11/NR		W			20	17
Oct. 19	TEXAS*	10/NR			L		0	17
Oct. 26	vs. Ole Miss#	NR/6		W			12	6
Nov. 2	TEXAS A&M (HC)*	11/1			L		6	7
Nov. 9	at Rice*	12/NR	NA		L		7	13
Nov. 16	at SMU*				L		22	27
Nov. 23	TEXAS TECH+			W			47	26

** Southwest Conference game*
+ Little Rock, Ark.
 # Memphis, Tenn.
NOTE: The Texas Tech game was not officially recognized as a conference game because Texas Tech was not a full SWC member.



FRANK BROYLES

19 seasons | 1958-76
144-58-5

Frank Broyles' arrival at Arkansas prior to the 1958 season marked the beginning of a relationship between Broyles and the institution. He served as athletic director from 1973-2007. With 144 wins in 19 seasons, Broyles ranks as the winningest and longest-tenured head football coach in UA history. His 1964 team went 11-0 to earn the school's only national championship and No. 1 final ranking by the Football Writers Association of America. He led the Razorbacks to 10 bowl appearances, including nine New Year's Day Bowls.

1958 • (4-6, 2-4 SWC - T-5th)
Captains: Richard Bell, Billy Micheal

DATE	OPPONENT	UA/OPP RK	TV	W	L	T	UA	OPP
Sept. 20	BAYLOR*+				L		0	12
Sept. 27	TULSA				L		14	27
Oct. 4	at TCU*				L		7	12
Oct. 11	RICE*				L		0	24
Oct. 18	TEXAS*	NR/7			L		6	24
Oct. 25	OLE MISS+	NR/6			L		12	14
Nov. 1	at Texas A&M*			W			21	8
Nov. 8	HARDIN-SIMMONS+			W			60	15
Nov. 15	SMU (HC)*	NR/15		W			13	6
Nov. 22	at Texas Tech			W			14	8

** Southwest Conference game*
+ Little Rock, Ark.
NOTE: The Texas Tech game was not officially recognized as a conference game because Texas Tech was not a full SWC member

1959 • (9-2, 5-1 SWC - T-1st)
SWC CO-CHAMPION • 9th AP/9th UPI
Captains: Billy Luplow, James Monroe, Barry Switzer

DATE	OPPONENT	UA/OPP RK	TV	W	L	T	UA	OPP
Sept. 19	TULSA			W			28	0
Sept. 26	OKLAHOMA STATE+			W			13	7
Oct. 3	TCU*			W			3	0
Oct. 10	at Baylor*	19/NR		W			23	7
Oct. 17	TEXAS*+	12/3			L		12	13
Oct. 24	vs. Ole Miss#	10/4			L		0	28
Oct. 31	TEXAS A&M (HC)*	17/NR	NA	W			12	7
Nov. 7	at Rice*	16/NR		W			14	10
Nov. 14	at SMU*	20/NR	NA	W			17	14
Nov. 21	TEXAS TECH+	13/NR		W			27	8
Jan. 2	vs. Georgia Tech>	9/NR	NA	W			14	7

** Southwest Conference game*
+ Little Rock, Ark.
 # Memphis, Tenn.
> 1960 Gator Bowl (Jacksonville, Fla.)
NOTE: The Texas Tech game was not officially recognized as a conference game because Texas Tech was not a full SWC member

1960 • (8-3, 6-1 SWC - 1st)
SWC CHAMPION • 7th AP/7th UPI
Captains: Steve Butler, Wayne Harris

DATE	OPPONENT	UA/OPP RK	TV	W	L	T	UA	OPP
Sept. 17	OKLAHOMA STATE+	19/NR		W			9	0
Sept. 24	TULSA			W			48	7
Oct. 1	at TCU*	14/NR		W			7	0
Oct. 8	BAYLOR*	20/3			L		14	28
Oct. 15	at Texas*	NR/11	ABC	W			24	23
Oct. 22	OLE MISS+	14/2			L		7	10
Oct. 29	at Texas A&M*	12/NR		W			7	3
Nov. 5	RICE*+	16/10		W			3	0
Nov. 12	SMU (HC)*	9/NR		W			26	3
Nov. 19	at Texas Tech*	7/NR		W			34	6
Jan. 1	vs. Duke>	7/10	CBS		L		6	7

** Southwest Conference game*
+ Little Rock, Ark.
> 1961 Cotton Bowl (Dallas, Texas)

1961 • (8-3, 6-1 SWC - T-1st)
SWC CO-CHAMPION • 9th AP/8th UPI
Captains: John Childress, Harold Horton, George McKinney

DATE	OPPONENT	UA/OPP RK	TV	W	L	T	UA	OPP
Sept. 23	at Ole Miss#	12/9	ABC-N		L		0	16
Sept. 30	TULSA			W			6	0
Oct. 7	TCU*+	NR/18		W			28	3
Oct. 14	at Baylor*	20/9		W			23	13
Oct. 21	TEXAS*	10/3			L		7	33
Oct. 28	N'WESTERN (LA.) ST.+			W			42	7
Nov. 4	TEXAS A&M (HC)*	22/NR		W			15	8
Nov. 11	at Rice*	18/NR		W			10	0
Nov. 18	at SMU*	14/NR		W			21	7
Nov. 25	TEXAS TECH*+	9/NR		W			28	0
Jan. 1	vs. Alabama>	9/1	NA-N		L		3	10

** Southwest Conference game*
+ Little Rock, Ark.
 # Jackson, Miss.
> 1962 Sugar Bowl (New Orleans, La.)

1962 • (9-2, 6-1 SWC - 2nd)
6th AP/6th UPI
Captains: Billy Moore, Ray Trail

DATE	OPPONENT	UA/OPP RK	TV	W	L	T	UA	OPP
Sept. 22	OKLAHOMA STATE+	15/NR		W			34	7
Sept. 29	TULSA	11/NR		W			42	14
Oct. 6	at TCU*	15/NR		W			42	14
Oct. 13	BAYLOR*	8/NR		W			28	21
Oct. 20	at Texas*	7/1			L		3	7
Oct. 27	HARDIN-SIMMONS+	9/NR		W			49	7
Nov. 3	at Texas A&M*	8/NR		W			17	7
Nov. 10	RICE (HC)*	6/NR		W			28	14
Nov. 17	SMU*+	7/NR		W			9	7
Nov. 24	at Texas Tech*	7/NR		W			34	0
Jan. 1	vs. Ole Miss>	6/3	NBC		L		13	17

** Southwest Conference game*
+ Little Rock, Ark.
> 1963 Sugar Bowl (New Orleans, La.)

1963 • (5-5, 3-4 SWC - 4th)
Captains: Jim Grizzle, Mike Parker

DATE	OPPONENT	UA/OPP RK	TV	W	L	T	UA	OPP
Sept. 21	OKLAHOMA STATE+	8/NR		W			21	0
Sept. 28	MISSOURI+	8/NR			L		6	7
Oct. 5	TCU*	12/25		W			18	3
Oct. 12	at Baylor*	12/NR			L		10	14
Oct. 19	TEXAS*+	12/1			L		13	17
Oct. 26	TULSA	11/NR		W			56	7
Nov. 2	TEXAS A&M*+	11/NR		W			21	7
Nov. 9	at Rice*		NA		L		0	7
Nov. 16	at SMU*				L		7	14
Nov. 23	TEXAS TECH (HC)*			W			27	20

** Southwest Conference game*
+ Little Rock, Ark.

1964 • (11-0, 7-0 SWC - 1st)
NATIONAL CHAMPION • SWC CHAMPION • 1st FWAA/2nd AP/2nd UPI
Captains: Seniors

DATE	OPPONENT	UA/OPP RK	TV	W	L	T	UA	OPP
Sept. 19	OKLAHOMA STATE+	11/NR		W			14	10
Sept. 26	TULSA	11/NR	NA	W			31	22
Oct. 3	at TCU*	11/NR		W			29	6
Oct. 10	BAYLOR*+	9/NR		W			17	6
Oct. 17	at Texas*	8/1		W			14	13
Oct. 24	WICHITA STATE+	4/NR		W			17	0
Oct. 31	at Texas A&M*	4/NR		W			17	0
Nov. 7	RICE*	4/NR		W			21	0
Nov. 14	SMU (HC)*	3/NR		W			44	0
Nov. 21	at Texas Tech*	3/NR		W			17	0
Jan. 1	vs. Nebraska>	2/6	CBS	W			10	7

** Southwest Conference game*
+ Little Rock, Ark.
> 1965 Cotton Bowl (Dallas, Texas)

SEASON-BY-SEASON RESULTS

1965 • (10-1, 7-0 SWC - 1st)
SWC CHAMPION • 3rd AP/2nd UPI
Captains: Seniors

DATE	OPPONENT	UA/OPP RK	TV	W	L	T	UA	OPP
Sept. 18	OKLAHOMA STATE+	6/NR		W			28	14
Sept. 25	TULSA	5/NR		W			20	12
Oct. 2	TCU*+	4/NR		W			28	0
Oct. 9	at Baylor*	3/NR		W			38	7
Oct. 16	TEXAS*	3/1	NBC-N	W			27	24
Oct. 23	NORTH TEXAS+	1/NR		W			55	20
Oct. 30	TEXAS A&M*+	2/NR		W			31	0
Nov. 6	at Rice*	2/NR		W			31	0
Nov. 13	at SMU*	2/NR		W			24	3
Nov. 20	TEXAS TECH (HC)*	2/9	NA-R	W			42	24
Jan. 1	vs. LSU>	2/NR	CBS-N		L		7	14

** Southwest Conference game*
+ Little Rock, Ark.
> 1966 Cotton Bowl (Dallas, Texas)

1966 • (8-2, 5-2 SWC - T-2nd)
13th UPI
Captains: Seniors

DATE	OPPONENT	UA/OPP RK	TV	W	L	T	UA	OPP
Sept. 17	OKLAHOMA STATE+	5/NR		W			14	10
Sept. 24	TULSA	6/NR		W			27	8
Oct. 1	at TCU*	7/NR		W			21	0
Oct. 8	BAYLOR*	5/12			L		0	7
Oct. 15	at Texas*	12/NR	NBC	W			12	7
Oct. 22	WICHITA STATE+	11/NR		W			41	0
Oct. 29	at Texas A&M*	9/21		W			34	0
Nov. 5	RICE*+	8/NR		W			31	20
Nov. 12	SMU (HC)*	6/15		W			22	0
Nov. 19	at Texas Tech*	6/NR			L		16	21

** Southwest Conference game*
+ Little Rock, Ark.

1967 • (4-5-1, 3-3-1 SWC - 5th)
Captains: Hartford Hamilton, Ernest Ruple, Larry Watkins

DATE	OPPONENT	UA/OPP RK	TV	W	L	T	UA	OPP
Sept. 23	OKLAHOMA STATE+	11/NR			L		6	7
Sept. 30	TULSA				L		12	14
Oct. 7	TCU*			W			26	0
Oct. 14	at Baylor*					T	10	10
Oct. 21	TEXAS*+		ABC		L		12	21
Oct. 28	KANSAS STATE+			W			28	7
Nov. 4	TEXAS A&M (HC)*				L		21	33
Nov. 11	at Rice*			W			23	9
Nov. 18	at SMU*			W			35	17
Nov. 25	TEXAS TECH*+		NA		L		27	31

** Southwest Conference game*
+ Little Rock, Ark.

1968 • (10-1, 6-1 SWC - T-1st)
SWC CO-CHAMPION • 6th AP/9th UPI
Captains: Gary Adams, Jim Barnes

DATE	OPPONENT	UA/OPP RK	TV	W	L	T	UA	OPP
Sept. 21	OKLAHOMA STATE+			W			32	15
Sept. 28	TULSA			W			56	13
Oct. 5	at TCU*	20/NR		W			17	7
Oct. 12	BAYLOR*	14/NR		W			35	19
Oct. 19	at Texas*	9/17			L		29	39
Oct. 26	NORTH TEXAS+	16/NR		W			17	15
Nov. 2	at Texas A&M*	17/NR		W			25	22
Nov. 9	RICE (HC)*	14/NR		W			46	21
Nov. 16	SMU*+	10/NR	NA	W			35	29
Nov. 23	at Texas Tech*	9/NR		W			42	7
Jan. 1	vs. Georgia>	9/4	NBC	W			16	2

** Southwest Conference game*
+ Little Rock, Ark.
> 1969 Sugar Bowl (New Orleans, La.)

1969 • (9-2, 6-1 SWC - 2nd)
7th AP/3rd UPI
Captains: Rodney Brand, Bruce Maxwell, Cliff Powell, Terry Stewart

DATE	OPPONENT	UA/OPP RK	TV	W	L	T	UA	OPP
Sept. 20	OKLAHOMA STATE+	2/NR		W			39	0
Sept. 27	TULSA	3/NR		W			55	0
Oct. 4	TCU*+	3/NR		W			24	6
Oct. 11	at Baylor*	3/NR		W			21	7
Oct. 25	WICHITA STATE+	4/NR		W			52	14
Nov. 1	TEXAS A&M (HC)*	4/NR	ABC	W			35	13
Nov. 8	at Rice*	4/NR		W			30	6
Nov. 15	at SMU*	4/NR		W			28	15
Nov. 27	TEXAS TECH*+	2/NR	NA	W			33	0
Dec. 6	TEXAS*	2/1	ABC		L		14	15
Jan. 1	vs. Ole Miss>	3/13	ABC		L		22	27

** Southwest Conference game*
+ Little Rock, Ark.
> 1970 Sugar Bowl (New Orleans, La.)

1970 • (9-2, 6-1 SWC - 2nd)
11th AP/12th UPI
Captains: Bill Burnett, Bill Montgomery, Dick Bumpas, Mike Boschetti

DATE	OPPONENT	UA/OPP RK	TV	W	L	T	UA	OPP
Sept. 12	STANFORD+	4/10	NA		L		28	34
Sept. 19	OKLAHOMA STATE+	11/NR		W			23	7
Sept. 26	TULSA	12/NR		W			26	7
Oct. 3	at TCU*	11/NR		W			49	14
Oct. 10	BAYLOR*+	10/NR		W			41	7
Oct. 24	WICHITA STATE+	9/NR		W			62	0
Oct. 31	at Texas A&M*	8/NR		W			45	6
Nov. 7	RICE*	7/NR		W			38	14
Nov. 14	SMU (HC)*	7/NR		W			36	3
Nov. 21	at Texas Tech*	6/19		W			24	10
Dec. 5	at Texas*	4/1	NA		L		7	42

** Southwest Conference game*
+ Little Rock, Ark.

1971 • (8-3-1, 5-1-1 SWC - 2nd) • 16th AP/T20th UPI
Captains: David Hogue, Ronnie Jones, Mike Kelson, Kay Maybry, Bobby Nichols

DATE	OPPONENT	UA/OPP RK	TV	W	L	T	UA	OPP
Sept. 11	CALIFORNIA+	7/NR		W			51	20
Sept. 18	OKLAHOMA STATE+	6/NR		W			18	10
Sept. 25	TULSA	7/NR			L		20	21
Oct. 2	TCU*	18/NR		W			49	15
Oct. 9	at Baylor*	17/NR		W			35	7
Oct. 16	TEXAS*+	16/NR	ABC	W			31	7
Oct. 23	NORTH TEXAS	9/NR		W			60	21
Oct. 30	TEXAS A&M*+	8/NR			L		9	17
Nov. 6	at Rice*	16/NR				T	24	24
Nov. 13	at SMU*	18/NR	ABC	W			18	13
Nov. 20	TEXAS TECH (HC)*	17/NR		W			15	0
Dec. 20	vs. Tennessee>	18/9	ABC		L		13	14

** Southwest Conference game*
+ Little Rock, Ark.
> 1971 Liberty Bowl (Memphis, Tenn.)

1972 • (6-5, 3-4 SWC - T-4th)
Captains: Louis Campbell, Jim Hodge, Tom Reed, Don Wunderly

DATE	OPPONENT	UA/OPP RK	TV	W	L	T	UA	OPP
Sept. 9	SOUTHERN CALIFORNIA+	4/8			L		10	31
Sept. 23	OKLAHOMA STATE+			W			24	23
Sept. 30	TULSA			W			21	20
Oct. 7	at TCU*			W			27	13
Oct. 14	BAYLOR*	20/NR		W			31	20
Oct. 21	at Texas*	17/14	ABC		L		15	35
Oct. 28	NORTH TEXAS+	18/NR		W			42	16
Nov. 4	at Texas A&M*	20/NR			L		7	10
Nov. 11	RICE*+				L		20	23
Nov. 18	SMU (HC)*				L		7	22
Nov. 25	at Texas Tech*	NR/20		W			24	14

** Southwest Conference game*
+ Little Rock, Ark.

1973 • (5-5-1, 3-3-1 SWC - T-4th)
Captains: Nick Avlos, Jack Ettinger, Steve Hedgepeth, Dickey Morton, Danny Rhodes

DATE	OPPONENT	UA/OPP RK	TV	W	L	T	UA	OPP
Sept. 15	at Southern California	NR/1			L		0	17
Sept. 22	OKLAHOMA STATE+		NA		L		6	38
Sept. 29	IOWA STATE			W			21	19
Oct. 6	TCU*+			W			13	5
Oct. 13	at Baylor*			W			13	7
Oct. 20	TEXAS*				L		6	34
Oct. 27	TULSA+			W			20	6
Nov. 3	TEXAS A&M (HC)*			W			14	10
Nov. 10	at Rice*				L		7	17
Nov. 17	at SMU*					T	7	7
Nov. 24	TEXAS TECH*+	NR/12			L		17	24

** Southwest Conference game*
+ Little Rock, Ark.

1974 • (6-4-1, 3-3-1 SWC - T-4th)
Captains: Billy Burns, Rollen Smith

DATE	OPPONENT	UA/OPP RK	TV	W	L	T	UA	OPP
Sept. 14	SOUTHERN CALIFORNIA+	NR/5		W			22	7
Sept. 21	OKLAHOMA STATE+	10/NR			L		7	26
Sept. 28	TULSA			W			60	0
Oct. 5	at TCU*	20/NR		W			49	0
Oct. 12	BAYLOR*	14/NR			L		17	21
Oct. 19	at Texas*	NR/16	ABC		L		7	38
Oct. 26	COLORADO STATE+			W			43	9
Nov. 2	at Texas A&M*	NR/8			L		10	20
Nov. 9	RICE (HC)*			W			25	6
Nov. 16	SMU*+					T	24	24
Nov. 23	at Texas Tech*			W			21	13

** Southwest Conference game*
+ Little Rock, Ark.

1975 • (10-2, 6-1 SWC - T-1st)
SWC CO-CHAMPION • 7th AP/6th UPI
Captains: Scott Bull, Mike Campbell, Ike Forte, Hal McAfee

DATE	OPPONENT	UA/OPP RK	TV	W	L	T	UA	OPP
Sept. 13	AIR FORCE+			W			35	0
Sept. 20	at Oklahoma State	16/NR			L		13	20
Sept. 27	TULSA			W			31	15
Oct. 4	TCU*+			W			19	8
Oct. 11	at Baylor*			W			41	3
Oct. 18	TEXAS*	20/8	ABC		L		18	24
Oct. 25	UTAH STATE+			W			31	0
Nov. 8	at Rice*			W			20	16
Nov. 15	at SMU*			W			35	7
Nov. 22	TEXAS TECH (HC)*	19/NR		W			31	14
Dec. 6	TEXAS A&M*+	18/2	ABC	W			31	6
Jan. 1	vs. Georgia>	18/19	CBS	W			31	10

** Southwest Conference game*
+ Little Rock, Ark.
> 1976 Cotton Bowl (Dallas, Texas)

1976 • (5-5-1, 3-4-1 SWC - 6th)
Captains: Seniors

DATE	OPPONENT	UA/OPP RK	TV	W	L	T	UA	OPP
Sept. 11	UTAH STATE+	13/NR		W			33	16
Sept. 18	OKLAHOMA STATE+	12/NR		W			16	10
Sept. 25	TULSA	12/NR			L		3	9
Oct. 2	TCU*			W			46	14
Oct. 23	at Houston*	15/14		W			14	7
Oct. 30	RICE (HC)*	14/NR		W			41	16
Nov. 6	at Baylor*	12/NR				T	7	7
Nov. 13	TEXAS A&M*+	13/16	ABC		L		10	31
Nov. 20	vs. SMU*#				L		31	35
Nov. 27	TEXAS TECH*+	NR/9			L		7	30
Dec. 4	at Texas*		ABC		L		12	29

** Southwest Conference game*
+ Little Rock, Ark.
 # Shreveport, La.



LOU HOLTZ

7 seasons | 1977-83
60-21-2

One of just three head coaches to lead Arkansas to six consecutive bowl appearances, Lou Holtz's first Razorback team in 1977 recorded one of Arkansas' two 11-win seasons and posted one of the biggest upsets in school history with a 31-6 win over No. 2 Oklahoma in the 1978 Orange Bowl.

1977 • (11-1, 7-1 SWC - 2nd)
3rd AP/3rd UPI
Captains: Leotis Harris, Steve Little, Howard Sampson

DATE	OPPONENT	UA/OPP RK	TV	W	L	T	UA	OPP
Sept. 10	NEW MEXICO STATE+			W			53	10
Sept. 17	OKLAHOMA STATE+	NR/15		W			28	6
Sept. 24	TULSA	16/NR		W			37	3
Oct. 1	at TCU*	12/NR		W			42	6
Oct. 15	TEXAS*	9/2	ABC		L		9	13
Oct. 22	HOUSTON*+	9/NR		W			34	0
Oct. 29	at Rice*	8/NR		W			30	7
Nov. 5	BAYLOR*+	8/NR		W			35	9
Nov. 12	at Texas A&M*	8/11		W			26	20
Nov. 19	SMU (HC)*	8/NR		W			47	7
Nov. 24	at Texas Tech*	6/NR	NA	W			17	14
Jan. 2	vs. Oklahoma>	6/2	NBC	W			31	6

** Southwest Conference game*
+ Little Rock, Ark.
> 1978 Orange Bowl (Miami, Fla.)

1978 • (9-2-1, 6-2 SWC - T-2nd)
11th AP/10th UPI
Captains: Ron Calcagni, Ben Cowins, Larry Jackson, Jimmy Walker

DATE	OPPONENT	UA/OPP RK	TV	W	L	T	UA	OPP
Sept. 16	VANDERBILT+	2/NR		W			48	17
Sept. 23	at Oklahoma State	2/NR		W			19	7
Sept. 30	TULSA	2/NR		W			21	13
Oct. 7	TCU*+	4/NR	ABC	W			42	3
Oct. 21	at Texas*	3/8			L		21	28
Oct. 28	at Houston*	9/11			L		9	20
Nov. 4	RICE (HC)*	17/NR		W			37	7
Nov. 11	at Baylor*	16/NR		W			27	14
Nov. 18	TEXAS A&M*+	13/NR	ABC	W			26	7
Nov. 25	at SMU*	11/NR		W			27	14
Dec. 2	TEXAS TECH*	8/NR		W			49	7
Dec. 25	vs. UCLA>	8/15	NBC			T	10	10

** Southwest Conference game*
+ Little Rock, Ark.
> 1978 Fiesta Bowl (Tempe, Ariz.)

SEASON-BY-SEASON RESULTS

1979 • (10-2, 7-1 SWC - T-1st)
SWC CO-CHAMPIONS • 8th AP/T9th UPI
Captains: Jim Howard, Roland Sales

DATE	OPPONENT	UA/OPP RK	TV	W	L	T	UA	OPP
Sept. 15	COLORADO STATE+	17/NR		W			36	3
Sept. 22	OKLAHOMA STATE+	15/NR		W			27	7
Sept. 29	TULSA	13/11		W			33	8
Oct. 6	at TCU*	13/NR		W			16	13
Oct. 13	at Texas Tech*	12/NR	ABC	W			20	6
Oct. 20	TEXAS*+	10/2		W			17	14
Oct. 27	HOUSTON*	4/6	ABC		L		10	13
Nov. 3	at Rice*	9/NR		W			34	7
Nov. 10	BAYLOR (HC)*	9/17		W			29	20
Nov. 17	at Texas A&M*	8/NR		W			22	10
Nov. 24	SMU*+	7/NR		W			31	7
Jan. 1	vs. Alabama>	6/2	ABC		L		9	24

** Southwest Conference game*
+ Little Rock, Ark.
> 1980 Sugar Bowl (New Orleans, La.)

1980 • (7-5, 3-5 SWC - T-6th)
Captains: Keith Houfek, George Stewart

DATE	OPPONENT	UA/OPP RK	TV	W	L	T	UA	OPP
Sept. 1	at Texas*	6/10	ABC		L		17	23
Sept. 20	OKLAHOMA STATE+	17/NR		W			33	20
Sept. 27	TULSA	15/NR		W			13	10
Oct. 4	TCU*	14/NR		W			44	7
Oct. 11	WICHITA STATE	15/NR		W			27	7
Oct. 25	at Houston*	15/NR			L		17	24
Nov. 1	RICE*+				L		16	17
Nov. 8	at Baylor*	NR/16	NA		L		15	42
Nov. 15	TEXAS A&M (HC)*		ABC	W			27	24
Nov. 22	at SMU*				L		7	31
Nov. 29	TEXAS TECH*+			W			22	16
Dec. 27	vs. Tulane>		NA	W			34	15

** Southwest Conference game*
+ Little Rock, Ark.
> 1980 Hall of Fame Bowl (Birmingham, Ala.)

1981 • (8-4, 5-3 SWC - 4th)
16th UPI
Captains: Darryl Mason, Teddy Morris

DATE	OPPONENT	UA/OPP RK	TV	W	L	T	UA	OPP
Sept. 12	TULSA			W			14	10
Sept. 19	NORTHWESTERN+			W			38	7
Sept. 26	at Ole Miss#			W			27	13
Oct. 3	at TCU*	18/NR			L		24	28
Oct. 10	at Texas Tech*		ABC	W			26	14
Oct. 17	TEXAS*	NR/1		W			42	11
Oct. 24	HOUSTON*+	12/NR			L		17	20
Oct. 31	at Rice*	20/NR		W			41	7
Nov. 7	BAYLOR*+	19/NR	ESPN	W			41	39
Nov. 14	at Texas A&M*	16/NR	ABC	W			10	7
Nov. 21	SMU (HC)*	16/6			L		18	32
Dec. 28	vs. North Carolina>	NR/10	ABC		L		27	31

** Southwest Conference game*
+ Little Rock, Ark.
 # Jackson, Miss.
> 1981 Gator Bowl (Jacksonville, Fla.)

1982 • (9-2-1, 5-2-1 SWC - 3rd)
9th AP/8th UPI/8th USA Today
Captains: Gary Anderson, Jessie Clark, Richard Richardson, Billy Ray Smith

DATE	OPPONENT	UA/OPP RK	TV	W	L	T	UA	OPP
Sept. 11	TULSA	13/NR		W			38	0
Sept. 18	NAVY+	9/NR		W			29	17
Sept. 25	OLE MISS+	9/NR		W			14	12
Oct. 2	TCU*+	10/NR	TBS	W			35	0
Oct. 9	TEXAS TECH*	9/NR		W			21	3
Oct. 23	at Houston*	6/NR	CBS	W			38	3
Oct. 30	RICE (HC)*	5/NR		W			24	6
Nov. 6	at Baylor*	5/NR			L		17	24
Nov. 13	TEXAS A&M*+	10/NR		W			35	0
Nov. 20	at SMU*	9/2	ABC			T	17	17
Dec. 4	at Texas*	6/12	ABC		L		7	33
Dec. 31	vs. Florida>	14/NR	Mizlou	W			28	24

** Southwest Conference game*
+ Little Rock, Ark.
> 1982 Bluebonnet Bowl (Houston, Texas)

1983 • (6-5, 4-4 SWC - 5th)
Captains: Ron Faurot, Mark Mistler, Milton Fields

DATE	OPPONENT	UA/OPP RK	TV	W	L	T	UA	OPP
Sept. 10	TULSA			W			17	14
Sept. 17	NEW MEXICO+			W			17	0
Sept. 24	at Ole Miss#		NA		L		10	13
Oct. 1	at TCU*			W			38	21
Oct. 15	TEXAS*+	NR/2	CBS		L		3	31
Oct. 22	HOUSTON*			W			24	3
Oct. 29	RICE*+			W			35	0
Nov. 5	BAYLOR (HC)*				L		21	24
Nov. 12	at Texas A&M*				L		23	36
Nov. 19	SMU*+	NR/6	ABC		L		0	17
Nov. 26	at Texas Tech*			W			16	13

** Southwest Conference game*
+ Little Rock, Ark.
 # Jackson, Miss.



KEN HATFIELD

6 seasons | 1984-89
55-17-1

One of just two Arkansas graduates to serve as head football coach at his alma mater, Ken Hatfield posted a UA-best .760 winning percentage and averaged better than nine wins per season during his six-year tenure. Hatfield led the Razorbacks to a bowl game all six years.

1984 • (7-4-1, 5-3 SWC - T-3rd)
Captains: Marcus Elliott, Mark Lee

DATE	OPPONENT	UA/OPP RK	TV	W	L	T	UA	OPP
Sept. 15	OLE MISS+					T	14	14
Sept. 22	TULSA			W			18	9
Sept. 29	NAVY+		ESPN	W			33	10
Oct. 6	TCU*				L		31	32
Oct. 13	TEXAS TECH*+			W			24	0
Oct. 20	at Texas*	NR/3			L		18	24
Oct. 27	at Houston*			W			17	3
Nov. 3	RICE*+			W			28	6
Nov. 10	at Baylor*			W			14	9
Nov. 17	TEXAS A&M (HC)*		Raycom	W			28	0
Nov. 24	at SMU*		ESPN		L		28	31
Dec. 27	vs. Auburn>	NR/11	KATZ		L		15	21

** Southwest Conference game*
+ Little Rock, Ark.
> 1984 Liberty Bowl (Memphis, Tenn.)

1985 • (10-2, 6-2 SWC - T-2nd)
12th AP/12th UPI/15th USA Today
Captains: David Bazzel, Greg Lasker, Nick Miller, Andy Upchurch

DATE	OPPONENT	UA/OPP RK	TV	W	L	T	UA	OPP
Sept. 14	at Ole Miss#	14/NR		W			24	19
Sept. 21	TULSA+	14/NR		W			24	0
Sept. 28	NEW MEXICO STATE+	10/NR		W			45	13
Oct. 5	at TCU*	10/NR	Raycom	W			41	0
Oct. 12	at Texas Tech*	6/NR		W			30	7
Oct. 19	TEXAS*	4/NR	ABC		L		13	15
Oct. 26	HOUSTON*+	14/NR	Raycom	W			57	27
Nov. 2	at Rice*	14/NR		W			30	15
Nov. 9	BAYLOR*+	12/11	ABC	W			20	14
Nov. 16	at Texas A&M*	9/NR	ESPN		L		6	10
Nov. 23	SMU (HC)*	18/NR		W			15	9
Dec. 22	vs. Arizona State>	14/NR	LSN	W			18	17

** Southwest Conference game*
+ Little Rock, Ark.
 # Jackson, Miss
> 1985 Holiday Bowl (San Diego, Calif.)

1986 • (9-3, 6-2 SWC - T-2nd)
15th AP/16th UPI/17th USA Today
Captains: James Shibest, Derrick Thomas, Theo Young

DATE	OPPONENT	UA/OPP RK	TV	W	L	T	UA	OPP
Sept. 13	OLE MISS+	18/NR		W			21	0
Sept. 20	TULSA	12/NR		W			34	17
Sept. 27	NEW MEXICO STATE+	9/NR		W			42	11
Oct. 4	TCU*	8/NR	Raycom	W			34	17
Oct. 11	TEXAS TECH*	8/NR			L		7	17
Oct. 18	at Texas*	14/NR	ESPN	W			21	14
Oct. 25	at Houston*	14/NR		W			30	13
Nov. 1	RICE (HC)*	13/NR		W			45	14
Nov. 8	at Baylor*	10/NR	Raycom		L		14	29
Nov. 15	TEXAS A&M*+	17/7	ABC	W			14	10
Nov. 22	at SMU*	11/NR		W			41	0
Jan. 1	vs. Oklahoma>	9/3	NBC		L		8	42

** Southwest Conference game*
+ Little Rock, Ark.
> 1987 Orange Bowl (Miami, Fla.)

1987 • (9-4, 5-2 SWC - T-2nd)
Captains: Chris Bequette, Tony Cherico, Greg Thomas, Rickey Williams

DATE	OPPONENT	UA/OPP RK	TV	W	L	T	UA	OPP
Sept. 12	at Ole Miss#	13/NR		W			31	10
Sept. 19	TULSA	12/NR	NA	W			30	15
Sept. 26	MIAMI (FLA.)+	10/5	ESPN		L		7	51
Oct. 3	at TCU*			W			20	10
Oct. 10	at Texas Tech*	20/NR		W			31	0
Oct. 17	TEXAS*+	15/NR	ESPN		L		14	16
Oct. 24	HOUSTON*			W			21	17
Oct. 31	at Rice*		NA	W			38	14
Nov. 7	BAYLOR (HC)*			W			10	7
Nov. 14	at Texas A&M*	20/19			L		0	14
Nov. 28	NEW MEXICO+			W			43	25
Dec. 5	at Hawaii		ESPN	W			38	20
Dec. 29	vs. Georgia>	NR/15	Raycom		L		17	20

** Southwest Conference game*
+ Little Rock, Ark.
 # Jackson, Miss.
> 1987 Liberty Bowl (Memphis, Tenn.)

1988 • (10-2, 7-0 SWC - 1st)
SWC CHAMPION • 12th AP/13th UPI/14th USA Today
Captains: Steve Atwater, John Bland, Odis Lloyd, Kerry Owens

DATE	OPPONENT	UA/OPP RK	TV	W	L	T	UA	OPP
Sept. 3	PACIFIC (CALIF.)+			W			63	14
Sept. 10	TULSA			W			30	26
Sept. 17	OLE MISS+			W			21	13
Oct. 1	TCU*		Raycom	W			53	10
Oct. 8	TEXAS TECH*+	20/NR		W			31	10
Oct. 15	at Texas*	17/NR	HSE	W			27	24
Oct. 22	at Houston*	13/NR	Raycom	W			26	21
Oct. 29	RICE*+	11/NR		W			21	14
Nov. 5	at Baylor*	11/NR	HSE	W			33	3
Nov. 12	TEXAS A&M (HC)*	11/NR	HSE	W			25	20
Nov. 26	at Miami (Fla.)	8/3	CBS		L		16	18
Jan. 2	vs. UCLA>	8/9	CBS		L		3	17

** Southwest Conference game*
+ Little Rock, Ark.
> 1989 Cotton Bowl (Dallas, Texas)

1989 • (10-2, 7-1 SWC - 1st)
SWC CHAMPION • 13th AP/13th UPI/13th USA Today
Captains: Anthoney Cooney, Elbert Crawford, Tim Horton, Michael Shepherd

DATE	OPPONENT	UA/OPP RK	TV	W	L	T	UA	OPP
Sept. 16	TULSA	9/NR		W			26	7
Sept. 23	at Ole Miss#	8/NR		W			24	7
Sept. 30	TEXAS-EL PASO+	8/NR		W			39	7
Oct. 7	at TCU*	7/NR		W			41	19
Oct. 14	at Texas Tech*	7/NR		W			45	13
Oct. 21	TEXAS*	7/NR	Raycom		L		20	24
Oct. 28	HOUSTON*+	18/12		W			45	39
Nov. 4	at Rice*	11/NR	Raycom	W			38	17
Nov. 11	BAYLOR (HC)*	10/NR	ESPN	W			19	10
Nov. 24	at Texas A&M*	9/14	CBS	W			23	22
Dec. 2	SMU*+	9/NR		W			38	24
Jan. 1	vs. Tennessee>	10/8	CBS		L		27	31

** Southwest Conference game*
+ Little Rock, Ark.
 # Jackson, Miss.
> 1990 Cotton Bowl (Dallas, Texas)



JACK CROWE

2+ seasons | 1990-92
9-15

Arkansas' final head coach of the Southwest Conference era, Jack Crowe directed the Razorbacks to a 14-13 win in their last meeting with rival Texas as league foes and an Independence Bowl berth in 1991.

1990 • (3-8, 1-7 SWC - 8th)
Captains: Quinn Grovey, Chad Rolen

DATE	OPPONENT	UA/OPP RK	TV	W	L	T	UA	OPP
Sept. 15	TULSA	15/NR		W			28	3
Sept. 22	OLE MISS+	13/NR	Raycom		L		17	21
Sept. 29	COLORADO STATE+	23/NR		W			31	20
Oct. 6	TCU*+	21/NR			L		26	54
Oct. 13	TEXAS TECH (HC)*				L		44	49
Oct. 20	at Texas*	NR/19	Raycom		L		17	49
Oct. 27	at Houston*	NR/6			L		28	62
Nov. 3	RICE*+				L		11	19
Nov. 10	at Baylor*		Raycom		L		3	34
Nov. 17	TEXAS A&M*				L		16	20
Nov. 24	at SMU*			W			42	29

** Southwest Conference game*
+ Little Rock, Ark.

SEASON-BY-SEASON RESULTS

1991 • (6-6, 5-3 SWC - T-2nd)
Captains: Kirk Collins, Mark Henry

DATE	OPPONENT	UA/OPP RK	TV	W	L	T	UA	OPP
Aug. 31	MIAMI (FLA.)+	NR/3	ABC		L		3	31
Sept. 7	SMU*+			W			17	6
Sept. 21	LOUISIANA-LAFAYETTE			W			9	7
Sept. 28	at Ole Miss#				L		17	24
Oct. 5	at TCU*			W			22	21
Oct. 12	HOUSTON (HC)*			W			29	17
Oct. 19	TEXAS*+	25/NR	Raycom	W			14	13
Nov. 2	BAYLOR*	24/21	ABC		L		5	9
Nov. 9	at Texas Tech*				L		21	38
Nov. 16	at Texas A&M*	NR/13	ESPN		L		3	13
Nov. 23	RICE*+			W			20	0
Dec. 29	vs. Georgia>	NR/24	ABC		L		15	24

** Southwest Conference game*
+ Little Rock, Ark.
 # Jackson, Miss.
> 1991 Independence Bowl (Shreveport, La.)

ARKANSAS JOINS SOUTHEASTERN CONFERENCE

1992 • (3-7-1, 3-4-1 SEC - 4th/West)
Captains: Darwin Ireland, E.D. Jackson, Owen Kelly

DATE	OPPONENT	UA/OPP RK	TV	W	L	T	UA	OPP
Sept. 5	THE CITADEL				L		3	10



JOE KINES

1 season | 1992
3-6-1

Named interim head coach after the first game of the 1992 season, Joe Kines' 10-game tenure included Arkansas' first Southeastern Conference win and the Razorbacks' first win at Tennessee.

DATE	OPPONENT	UA/OPP RK	TV	W	L	T	UA	OPP
Sept. 12	at South Carolina*			W			45	7
Sept. 19	ALABAMA*+	NR/9			L		11	38
Sept. 26	at Memphis				L		6	22
Oct. 3	GEORGIA (HC)*	NR/16	JP		L		3	27
Oct. 10	at Tennessee*	NR/4	JP	W			25	24
Oct. 17	OLE MISS*+				L		3	17
Oct. 31	at Auburn*					T	24	24
Nov. 7	at Mississippi State*	NR/19	JP		L		3	10
Nov. 21	SMU+				L		19	24
Nov. 27	LSU*		ESPN	W			30	6

** Southeastern Conference game*
+ Little Rock, Ark.



DANNY FORD

5 seasons | 1993-97
26-30-1

The architect of Clemson's 1981 national championship, Danny Ford directed Arkansas to its first Southeastern Conference Western Division title and first SEC championship game appearance in 1995. His tenure included two on-the-field wins at Alabama, his alma mater, and another win over the Crimson Tide by NCAA sanction.

1993 • (6-4-1, 4-3-1 SEC - 2nd/West)
Captains: Kirk Botkin, Tyrone Chatman

DATE	OPPONENT	UA/OPP RK	TV	W	L	T	UA	OPP
Sept. 4	at SMU			W			10	6
Sept. 11	SOUTH CAROLINA*	NR/19		W			18	17
Sept. 18	at Alabama*@	NR/2	JP	W			3	43
Sept. 25	MEMPHIS+				L		0	6
Oct. 2	at Georgia*			W			20	10
Oct. 9	TENNESSEE*+	NR/11	JP		L		14	28
Oct. 16	at Ole Miss*#		JP		L		0	19
Oct. 30	AUBURN (HC)*				L		21	31
Nov. 6	MISSISSIPPI STATE*+					T	13	13
Nov. 13	TULSA			W			24	11
Nov. 27	at LSU*		ESPN	W			42	24

** Southeastern Conference game*
+ Little Rock, Ark.
 # Jackson, Miss.
@ Arkansas victory by NCAA-imposed forfeit
NOTE: SEC Western Division championship vacated by Alabama per NCAA sanction in 1993.

1994 • (4-7, 2-6 SEC - T-4th/West)
Captains: Jason Allen, Willie Johnson

DATE	OPPONENT	UA/OPP RK	TV	W	L	T	UA	OPP
Sept. 3	SMU+			W			34	14
Sept. 10	at South Carolina*				L		0	14
Sept. 17	ALABAMA*	NR/12	ABC		L		6	13
Sept. 25	at Memphis				L		15	16
Oct. 1	VANDERBILT*+			W			42	6
Oct. 8	at Tennessee*				L		21	38
Oct. 15	OLE MISS (HC)*			W			31	7
Oct. 29	at Auburn*	NR/4	JP		L		14	31
Nov. 5	at Mississippi State*	NR/24	JP		L		7	17
Nov. 12	NORTHERN ILLINOIS			W			30	27
Nov. 26	LSU*+				L		12	30

** Southeastern Conference game*
+ Little Rock, Ark.

1995 • (8-5, 6-2 SEC - 1st/West)
SEC WESTERN DIVISION CHAMPION
Captains: Steve Conley, Barry Lunney Jr.

DATE	OPPONENT	UA/OPP RK	TV	W	L	T	UA	OPP
Sept. 2	at SMU				L		14	17
Sept. 9	SOUTH CAROLINA*			W			51	21
Sept. 16	at Alabama*	NR/13	JP	W			20	19
Sept. 23	MEMPHIS+			W			27	20
Sept. 30	at Vanderbilt*	23/NR		W			35	7
Oct. 7	TENNESSEE (HC)*	18/10			L		31	49
Oct. 14	at Ole Miss*#			W			13	6
Oct. 28	AUBURN*+	NR/11	ESPN	W			30	28
Nov. 4	MISSISSIPPI STATE*+	18/NR	JP	W			26	21
Nov. 11	LOUISIANA-LAFAYETTE	15/NR		W			24	13
Nov. 18	at LSU*	14/NR	ABC		L		0	28
Dec. 2	vs. Florida<	23/2	ABC		L		3	34
Dec. 30	vs. North Carolina>	24/NR	TBS		L		10	20

** Southeastern Conference*
+ Little Rock, Ark.
 # Memphis, Tenn.
< 1995 SEC Championship Game (Atlanta, Ga.)
> 1995 CarQuest Bowl (Miami, Fla.)

1996 • (4-7, 2-6 SEC - 5th/West)
Captains: Scott Rivers, Mark Smith

DATE	OPPONENT	UA/OPP RK	TV	W	L	T	UA	OPP
Sept. 7	SMU				L		10	23
Sept. 21	ALABAMA*+	NR/13	JP		L		7	17
Sept. 28	LOUISIANA-MONROE			W			38	21
Oct. 5	FLORIDA*	NR/1	JP		L		7	42
Oct. 12	LOUISIANA TECH+			W			38	21
Oct. 19	at South Carolina*				L		17	23
Nov. 2	at Auburn*		ESPN2		L		7	28
Nov. 9	OLE MISS (HC)*			W			13	7
Nov. 16	at Tennessee*	NR/12	JP		L		14	55
Nov. 23	at Mississippi State*			W		(OT)	16	13
Nov. 29	LSU*+	NR/19	CBS		L		7	17

** Southeastern Conference game*
+ Little Rock, Ark.

1997 • (4-7, 2-6 SEC - T-5th/West)
Captains: Ken Anderson, Anthony Eubanks

DATE	OPPONENT	UA/OPP RK	TV	W	L	T	UA	OPP
Sept. 6	LOUISIANA-MONROE			W			28	16
Sept. 13	vs. SMU#				L		9	31
Sept. 20	at Alabama*	NR/11	JP	W			17	16
Sept. 27	LOUISIANA TECH+			W			17	13
Oct. 4	at Florida*	NR/1	ESPN2		L		7	56
Oct. 18	SOUTH CAROLINA*+				L		13	39
Oct. 25	AUBURN (HC)*	NR/11	ESPN2		L		21	26
Nov. 6	at Ole Miss*		ESPN		L		9	19
Nov. 15	TENNESSEE*+	NR/5	ESPN2		L		22	30
Nov. 22	MISSISSIPPI STATE*	NR/14		W			17	7
Nov. 28	at LSU*	NR/17	CBS		L		21	31

** Southeastern Conference game*
+ Little Rock, Ark.
 # Shreveport, La.



HOUSTON NUTT

10 seasons | 1998-2007
75-49

Houston Nutt was the third Arkansas head coach to take the Razorbacks to a bowl game in each of his first six seasons. He led the Hogs to three SEC Western Division crowns, eight bowl games, two bowl victories, three final national rankings and four nine-win seasons. Nutt's 8-0 start in 1998 marked the best debut ever for a UA head coach and helped UA reach its first New Year's Day game since 1990. In 2001 and 2006, Nutt was voted SEC Coach of the Year by the Associated Press and league coaches.

1998 • (9-3, 6-2 SEC - T-1st/West)
SEC WESTERN DIVISION CO-CHAMPION • 16th AP/17th USA Today
Captains: Brandon Burlsworth, Grant Garrett, Ryan Hale, Madre Hill

DATE	OPPONENT	UA/OPP RK	TV	W	L	T	UA	OPP
Sept. 5	LOUISIANA-LAFAYETTE			W			38	17
Sept. 19	SMU+			W			44	17
Sept. 26	ALABAMA*	NR/22	ESPN2	W			42	6
Oct. 3	KENTUCKY*+	22/NR	ESPN2	W			27	20
Oct. 10	at Memphis	20/NR	FX	W			23	9
Oct. 17	at South Carolina*	17/NR		W			41	28
Oct. 31	at Auburn*	14/NR		W			24	21
Nov. 7	OLE MISS (HC)*	11/NR	JP	W			34	0
Nov. 14	at Tennessee*	10/1	CBS		L		24	28
Nov. 21	at Mississippi State*	9/NR	JP		L		21	22
Nov. 27	LSU*+	13/NR	CBS	W			41	14
Jan. 1	vs. Michigan>	11/15	ABC		L		31	45

** Southeastern Conference game*
+ Little Rock, Ark.
> 1999 Florida Citrus Bowl (Orlando, Fla.)

1999 • (8-4, 4-4 SEC - T-3rd/West)
17th AP/19th USA Today
Captains: David Barrett, Kenoy Kennedy, Anthony Lucas, Clint Stoerner

DATE	OPPONENT	UA/OPP RK	TV	W	L	T	UA	OPP
Sept. 4	at SMU	18/NR		W			26	0
Sept. 18	LOUISIANA-MONROE+	15/NR		W			44	6
Sept. 25	at Alabama*	14/NR	CBS		L		28	35
Oct. 2	at Kentucky*	20/NR			L		20	31
Oct. 9	MIDDLE TENNNESSEE ST.			W			58	6
Oct. 16	SOUTH CAROLINA*+			W			48	14
Oct. 30	AUBURN (HC)*		JP	W			34	10
Nov. 6	at Ole Miss*	NR/23	ESPN2		L		16	38
Nov. 13	TENNESSEE*	NR/3	JP	W			28	24
Nov. 20	MISSISSIPPI STATE*+	22/12	ESPN2	W			14	9
Nov. 26	at LSU*	17/NR	CBS		L		10	35
Jan. 1	vs. Texas>	24/14	Fox	W			27	6

** Southeastern Conference game*
+ Little Rock, Ark.
> 2000 Cotton Bowl (Dallas, Texas)

2000 • (6-6, 3-5 SEC - T-5th/West)
Captains: Quinton Caver, Randy Garner, Michael Snowden, Rod Stinson

DATE	OPPONENT	UA/OPP RK	TV	W	L	T	UA	OPP
Sept. 2	MISSOURI STATE+			W			38	0
Sept. 16	BOISE STATE+			W			38	31
Sept. 23	ALABAMA*		ESPN2	W			28	21
Sept. 30	GEORGIA*	NR/25	JP		L		7	38
Oct. 7	LOUISIANA-MONROE (HC)			W			52	6
Oct. 14	at South Carolina*	NR/24	JP		L		7	27
Oct. 28	at Auburn*	NR/25			L		19	21
Nov. 4	OLE MISS*				L		24	38
Nov. 11	at Tennessee*		JP		L		20	63
Nov. 18	at Mississippi State*	NR/13		W		(OT)	17	10
Nov. 24	LSU*+	NR/24	CBS	W			14	3
Dec. 21	vs. UNLV>		ESPN2		L		14	31

** Southeastern Conference game*
+ Little Rock, Ark.
> Las Vegas Bowl IX (Las Vegas, Nev.)

2001 • (7-5, 4-4 SEC - T-3rd/West)
Captains: Curt Davis, Carlos Hall, Kenny Sandlin, La'Zerius White

DATE	OPPONENT	UA/OPP RK	TV	W	L	T	UA	OPP
Aug. 30	UNLV+		ESPN	W			14	10
Sept. 8	TENNESSEE*	NR/8	ESPN2		L		3	13
Sept. 22	at Alabama*		CBS		L		10	31
Sept. 29	at Georgia*		ESPN2		L		23	34
Oct. 6	WEBER ST.			W			42	19
Oct. 13	SOUTH CAROLINA*+	NR/9	CBS	W			10	7
Oct. 27	AUBURN*	NR/17	JP	W			42	17
Nov. 3	at Ole Miss*		ESPN2	W		(7 OT)	58	56
Nov. 10	UCF (HC)			W			27	20
Nov. 17	MISSISSIPPI STATE*			W			24	21
Nov. 23	at LSU*	24/NR	CBS		L		38	41
Jan. 1	vs. Oklahoma>	NR/10	Fox		L		3	10

** Southeastern Conference game*
+ Little Rock, Ark.
> 2002 Cotton Bowl (Dallas, Texas)

SEASON-BY-SEASON RESULTS

2002 • (9-5, 5-3 SEC - T-1st/West)
SEC WESTERN DIVISION CO-CHAMPION
Captains: Richie Butler, Chuck Nalley, Sparky Hamilton, Raymond House, Fred Talley, Gavin Walls

DATE	OPPONENT	UA/OPP RK	TV	W	L	T	UA	OPP
Sept. 7	BOISE STATE			W			41	14
Sept. 14	SOUTH FLORIDA+			W			42	3
Sept. 28	ALABAMA*		ESPN		L		12	30
Oct. 5	at Tennessee*	NR/10	ESPN		L	(6 OT)	38	41
Oct. 12	at Auburn*	NR/24	JP	W			38	17
Oct. 19	KENTUCKY*				L		17	29
Oct. 26	OLE MISS (HC)*			W			48	28
Nov. 2	TROY+			W			23	0
Nov. 9	at South Carolina*		JP	W			23	0
Nov. 16	LOUISIANA-LAFAYETTE			W			24	17
Nov. 23	at Mississippi State*			W			26	19
Nov. 29	LSU*+	NR/18	CBS	W			21	20
Dec. 7	vs. Georgia<	22/4	CBS		L		3	30
Dec. 30	vs. Minnesota>		ESPN		L		14	29

** Southeastern Conference game*
+ Little Rock, Ark.
< 2002 SEC Championship Game (Atlanta, Ga.)
> 2002 Gaylord Hotels Music City Bowl (Nashville, Tenn.)

2003 • (9-4, 4-4 SEC - 4th/West)
Captains: Jimmy Beasley, Tony Bua, Bo Lacy, Caleb Miller, Justin Scott, George Wilson

DATE	OPPONENT	UA/OPP RK	TV	W	L	T	UA	OPP
Sept. 6	TULSA			W			45	13
Sept. 13	at Texas	NR/5	ABC	W			38	28
Sept. 20	NORTH TEXAS+	14/NR		W			31	7
Sept. 27	at Alabama*	9/NR	CBS	W		(2 OT)	34	31
Oct. 11	AUBURN (HC)*	7/NR	JP		L		3	10
Oct. 18	FLORIDA*	11/NR	CBS		L		28	33
Oct. 25	at Ole Miss*	21/NR	ESPN2		L		7	19
Nov. 1	at Kentucky*		ESPN2	W		(7 OT)	71	63
Nov. 6	SOUTH CAROLINA*+		ESPN	W			28	6
Nov. 15	NEW MEXICO STATE			W			48	20
Nov. 22	MISSISSIPPI STATE*			W			52	6
Nov. 28	at LSU*	NR/3	CBS		L		24	55
Dec. 31	vs. Missouri>		ESPN	W			27	14

** Southeastern Conference game*
+ Little Rock, Ark.
> 2003 Mainstay Independence Bowl (Shreveport, La.)

2004 • (5-6, 3-5 SEC - T-3rd/West)
Captains: DeCori Birmingham, Arrion Dixon, Steven Harris, Jeb Huckeba, Matt Jones, Marcus Whitmore

DATE	OPPONENT	UA/OPP RK	TV	W	L	T	UA	OPP
Sept. 4	NEW MEXICO STATE			W			63	13
Sept. 11	TEXAS	NR/7	ESPN		L		20	22
Sept. 18	LOUISIANA-MONROE+			W			49	20
Sept. 25	ALABAMA*		CBS	W			27	10
Oct. 2	at Florida*	NR/16	CBS		L		30	45
Oct. 16	at Auburn*	NR/4	CBS		L		20	38
Oct. 23	GEORGIA (HC)*	NR/6	ESPN2		L		14	20
Nov. 6	at South Carolina*		JP		L		32	35
Nov. 13	OLE MISS*		JP	W			35	3
Nov. 20	at Mississippi State*			W			24	21
Nov. 26	LSU*+	NR/14	CBS		L		14	43

** Southeastern Conference game*
+ Little Rock, Ark.

2005 • (4-7, 2-6 SEC - 4th/West)
Captains: Pierre Brown, Kyle Dickerson, Brandon Kennedy, Kyle Roper, Vickiel Vaughn

DATE	OPPONENT	UA/OPP RK	TV	W	L	T	UA	OPP
Sept. 3	MISSOURI STATE			W			49	17
Sept. 10	VANDERBILT*				L		24	28
Sept. 17	at Southern California^	NR/1	FSN		L		17	70
Sept. 24	at Alabama*^		JP		L		13	24
Oct. 8	LOUISIANA-MONROE+			W			44	15
Oct. 15	AUBURN*	NR/21			L		17	34
Oct. 22	at Georgia*	NR/4	JP		L		20	23
Nov. 5	SOUTH CAROLINA (HC)*		JP		L		10	14
Nov. 12	at Ole Miss*			W			28	17
Nov. 19	MISSISSIPPI STATE*+			W			44	10
Nov. 25	at LSU*	NR/3	CBS		L		17	19

+ Little Rock, Ark.
** Southeastern Conference game*
^ USC and Alabama later vacated wins due to NCAA Committee on Infractions penalty

2006 • (10-4, 7-1 SEC - 1st/West)
15th AP/16th USA Today
Captains: Keith Jackson, Sam Olajubutu, Desmond Sims, Zac Tubbs, Tony Ugoh, Darius Vinnett

DATE	OPPONENT	UA/OPP RK	TV	W	L	T	UA	OPP
Sept. 2	SOUTHERN CALIFORNIA	NR/6	ESPN		L		14	50
Sept. 9	UTAH STATE			W			20	0
Sept. 16	at Vanderbilt*		LFS	W			21	19
Sept. 23	ALABAMA*	NR/22	CBS	W		(2 OT)	24	23
Oct. 7	at Auburn*	NR/2	CBS	W			27	10
Oct. 14	SE MISSOURI ST. (HC)	17/NR		W			63	7
Oct. 21	OLE MISS*	15/NR	LFS	W			38	3
Oct. 28	LOUISIANA-MONROE+	13/NR	ESPNU	W			44	10
Nov. 4	at South Carolina*	12/NR	ESPN	W			26	20
Nov. 11	TENNESSEE*	11/13	ESPN2	W			31	14
Nov. 18	at Mississippi State*	5/NR		W			28	14
Nov. 24	LSU*+	5/9	CBS		L		26	31
Dec. 2	vs. Florida<	8/4	CBS		L		28	38
Jan. 1	vs. Wisconsin>	12/6	ABC		L		14	17

** Southeastern Conference game*
+ Little Rock, Ark.
< 2006 SEC Championship Game (Atlanta, Ga.)
> 2007 Capital One Bowl (Orlando, Fla.)

2007 • (8-5, 4-4 SEC - T-3rd/West)
Captains: Weston Dacus, Marcus Harrison, Robert Johnson, Marcus Monk, Matterral Richardson, Kevin Woods

DATE	OPPONENT	UA/OPP RK	TV	W	L	T	UA	OPP
Sept. 1	TROY	21/NR		W			46	26
Sept. 15	at Alabama*^	16/NR	ESPN		L		38	41
Sept. 22	KENTUCKY*	NR/21	ESPN2		L		29	42
Sept. 29	NORTH TEXAS			W			66	7
Oct. 6	CHATTANOOGA+			W			34	15
Oct. 13	AUBURN*	NR/22	ESPN		L		7	9
Oct. 20	at Ole Miss*			W			44	8
Oct. 27	FIU (HC)			W			58	10
Nov. 3	SOUTH CAROLINA*	NR/23	ESPN2	W			48	36
Nov. 10	at Tennessee*	NR/22	LFS		L		13	34
Nov. 17	MISSISSIPPI STATE*+			W			45	31
Nov. 23	at LSU*	NR/1	CBS	W		(3 OT)	50	48
Jan. 1	Missouri>&	25/7	FOX		L		7	38

** Southeastern Conference game*
+ Little Rock, Ark.
> 2008 Cotton Bowl (Dallas, Texas)
& Reggie Herring served as interim head coach
^ Alabama later vacated win due to NCAA Committee on Infractions penalty



BOBBY PETRINO

4 seasons | 2008-11
34-17

Bobby Petrino was introduced as the head coach of the Razorbacks on Dec. 11, 2007. In just his third season, he led Arkansas to the first BCS game in school history against Ohio State in the Allstate Sugar Bowl. In his final season, he took the Razorbacks to a school-record-tying 11 wins and the first top-five AP finish since 1977.

2008 • (5-7, 2-6 SEC - T-4th/West)
Captains: Casey Dick, Jonathan Luigs, Jamar Love, Malcolm Sheppard

DATE	OPPONENT	UA/OPP RK	TV	W	L	T	UA	OPP
Aug. 30	WESTERN ILLINOIS			W			28	24
Sept. 6	LOUISIANA-MONROE+		RSP	W			28	27
Sept. 20	ALABAMA*	NR/9	Raycom		L		14	49
Sept. 27	at Texas	NR/7	ABC		L		10	52
Oct. 4	FLORIDA*	NR/12	Raycom		L		7	38
Oct. 11	at Auburn*	NR/20	RSP	W			25	22
Oct. 18	at Kentucky*		ESPNU		L		20	21
Oct. 25	OLE MISS*		RSP		L		21	23
Nov. 1	TULSA (HC)	NR/19	RSP	W			30	23
Nov. 8	at South Carolina*		ESPN		L		21	34
Nov. 22	at Mississippi State*				L		28	31
Nov. 28	LSU*+		CBS	W			31	30

** Southeastern Conference game*
+ Little Rock, Ark.

2009 • (8-5, 3-5 SEC - T-4th/West)
Captains: Adrian Davis, Wendel Davis, DeMarcus Love, Ryan Mallett, Malcolm Sheppard, Michael Smith

DATE	OPPONENT	UA/OPP RK	TV	W	L	T	UA	OPP
Sept. 5	MISSOURI STATE+		RSP	W			48	10
Sept. 19	GEORGIA*	NR/23	ESPN		L		41	52
Sept. 26	at Alabama*	NR/3	CBS		L		7	35
Oct. 3	vs. Texas A&M^		ESPN2	W			47	19
Oct. 10	AUBURN*	NR/17	ESPN	W			44	23
Oct. 17	at Florida*	NR/1	CBS		L		20	23
Oct. 24	at Ole Miss*		SEC-R		L		17	30
Oct. 31	EASTERN MICHIGAN (HC)		ESPNU	W			63	27
Nov. 7	SOUTH CAROLINA*		SEC-R	W			33	16
Nov. 14	TROY		CSS	W			56	20
Nov. 21	MISSISSIPPI STATE*+		SEC-R	W			42	21
Nov. 28	at LSU*	NR/17	ESPN		L	(OT)	30	33
Jan. 2	vs. East Carolina>		ESPN	W		(OT)	20	17

** Southeastern Conference game*
+ Little Rock, Ark.
^ Arlington, Texas
> 2010 Liberty Bowl (Memphis, Tenn.)

2010 • (10-3, 6-2 SEC - T-2nd/West)
12th AP/12th USA Today
Captains: Jake Bequette, Ramon Broadway, Jerry Franklin, DeMarcus Love, Ryan Mallett, D.J. Williams

DATE	OPPONENT	UA/OPP RK	TV	W	L	T	UA	OPP
Sept. 4	Tennessee Tech	17/NR	RSP	W			44	3
Sept. 11	LOUISIANA-MONROE+	14/NR	FSN	W			31	7
Sept. 18	at Georgia*	12/NR	ESPN	W			31	24
Sept. 25	ALABAMA*	10/1	CBS		L		20	24
Oct. 9	vs. Texas A&M^	11/NR	ABC	W			24	17
Oct. 16	at Auburn*	12/7	CBS		L		43	65
Oct. 23	OLE MISS*	21/NR	SEC-R	W			38	24
Oct. 30	VANDERBILT (HC)*	19/NR	FSN	W			49	14
Nov. 6	at South Carolina*	17/18	ESPN	W			41	20
Nov. 13	UTEP	14/NR	ESPNU	W			58	21
Nov. 20	at Mississippi State*	13/22	ESPN	W		(2 OT)	38	31
Nov. 27	LSU*+	12/6	CBS	W			31	23
Jan. 4	vs. Ohio State>&	8/6	ESPN		L		26	31

** Southeastern Conference Game*
+ Little Rock, Ark.
^ Arlington, Texas
> 2011 Sugar Bowl (New Orleans, La.)
& Ohio State later vacated win due to NCAA investigation

2011 • (11-2, 6-2 SEC - 3rd/West)
5th AP/5th USA Today
Captains: Jake Bequette, Knile Davis, Jerry Franklin, Jerico Nelson, Tyler Wilson, Jarius Wright

DATE	OPPONENT	UA/OPP RK	TV	W	L	T	UA	OPP
Sept. 3	MISSOURI STATE	15/NR	RSP	W			51	7
Sept. 10	NEW MEXICO+	14/NR	ESPNU	W			52	3
Sept. 17	TROY	14/NR	CSS	W			38	28
Sept. 24	at Alabama*	14/3	CBS		L		14	38
Oct. 1	vs. Texas A&M^	18/14	ESPN	W			42	38
Oct. 8	AUBURN*	10/15	ESPN	W			38	14
Oct. 22	at Ole Miss*	10/NR	SEC-R	W			29	24
Oct. 29	at Vanderbilt*	8/NR	SEC-R	W			31	28
Nov. 5	SOUTH CAROLINA (HC)*	8/10	ESPN	W			44	28
Nov. 12	TENNESSEE*	8/NR	ESPN2	W			49	7
Nov. 19	MISSISSIPPI STATE*+	6/NR	CBS	W			44	17
Nov. 25	at LSU*	3/1	CBS		L		17	41
Jan. 6	vs. Kansas State>	7/11	FOX	W			29	16

** Southeastern Conference game*
+ Little Rock, Ark.
^ Arlington, Texas
> 2012 Cotton Bowl (Arlington, Texas)

SEASON-BY-SEASON RESULTS



JOHN L. SMITH

1 season | 2012
4-8

On April 23, 2012, John L. Smith returned to Arkansas as the Razorbacks' head coach for the 2012 season. Smith, who was an assistant at Arkansas from 2009-11, was named a head coach for the sixth time in his career after stops at Idaho, Utah State, Louisville, Michigan State and Weber State.

2012 • (4-8, 2-6 SEC - 6th/West)
Captains: Alfred Davis, Knile Davis, Alonzo Highsmith, Travis Swanson, Tyler Wilson, Tenarius Wright

DATE	OPPONENT	UA/OPP RK	TV	W	L	T	UA	OPP
Sept. 1	JACKSONVILLE ST.	10/NR	PPV	W			49	24
Sept. 8	LOUISIANA-MONROE+	8/NR	ESPNU		L	(OT)	31	34
Sept. 15	ALABAMA*	NR/1	CBS		L		0	52
Sept. 22	RUTGERS		ESPNU		L		26	35
Sept. 29	at Texas A&M*		SEC-R		L		10	58
Oct. 6	at Auburn*		ESPN2	W			24	7
Oct. 13	KENTUCKY*		FSN	W			49	7
Oct. 27	OLE MISS*+&		SEC-R		L		27	30
Nov. 3	TULSA (HC)		SEC-R	W			19	15
Nov. 10	at South Carolina*	NR/12	CBS		L		20	38
Nov. 17	at Mississippi State*		SEC-R		L		14	45
Nov. 23	LSU*	NR/8	CBS		L		13	20

** Southeastern Conference game*
+ Little Rock, Ark.
& Ole Miss later vacated win due to NCAA Committee on Infractions penalty



BRET BIELEMA

5 seasons | 2013-17
29-34

Named the 32nd head coach in program history in December of 2012, Bielema came to Arkansas after having spent seven years as head coach at Wisconsin. He led Arkansas to three straight bowl appearances, highlighted by wins over Texas at the 2014 Texas Bowl and Kansas State at the 2016 Liberty Bowl. In 2014, Arkansas became the first unranked team in college football history to post back-to-back shutouts over ranked opponents after blanking No. 20 LSU and No. 8 Ole Miss.

2013 • (3-9, 0-8 SEC - 7th/West)
Captains: Kiero Small, Travis Swanson, Chris Smith, Robert Thomas

DATE	OPPONENT	UA/OPP RK	TV	W	L	T	UA	OPP
Aug. 31	LOUISIANA-LAFAYETTE		FSN	W			34	14
Sept. 7	SAMFORD+		PPV	W			31	21
Sept. 14	SOUTHERN MISS		SEC-R	W			24	3
Sept. 21	at Rutgers		ESPN		L		24	28
Sept. 28	TEXAS A&M*	NR/10	ESPN2		L		33	45
Oct. 5	at Florida*	NR/18	ESPN2		L		10	30
Oct. 12	SOUTH CAROLINA (HC)*	NR/14	SEC-R		L		7	52
Oct. 19	at Alabama*	NR/1	ESPN		L		0	52
Nov. 2	AUBURN*	NR/8	ESPN2		L		17	35
Nov. 9	at Ole Miss*&		SEC-R		L		24	34
Nov. 23	MISSISSIPPI STATE*+		SEC-R		L	(OT)	17	24
Nov. 29	at LSU*	NR/15	CBS		L		27	31

** Southeastern Conference game*
+ Little Rock, Ark.
& Ole Miss later vacated win due to NCAA Committee on Infractions penalty

2014 • (7-6, 2-6 SEC - 7th/West)
Captains: Brandon Allen, Brey Cook, Trey Flowers, Alan Turner

DATE	OPPONENT	UA/OPP RK	TV	W	L	T	UA	OPP
Aug. 30	at Auburn*	NR/6	SECN		L		21	45
Sept. 6	NICHOLLS		SECN-Alt	W			73	7
Sept. 13	at Texas Tech		ABC	W			49	28
Sept. 20	NORTHERN ILLINOIS		ESPNU	W			52	14
Sept. 27	vs. Texas A&M*^	NR/6	CBS		L	(OT)	28	35
Oct. 11	ALABAMA*	NR/7	ESPN2		L		13	14
Oct. 18	GEORGIA*+	NR/10	SECN		L		32	45
Oct. 25	UAB (HC)		SECN	W			45	17
Nov. 1	at Mississippi State*	NR/1	ESPN2		L		10	17
Nov. 15	LSU*	NR/20	ESPN2	W			17	0
Nov. 22	OLE MISS*	NR/8	CBS	W			30	0
Nov. 28	at Missouri*	NR/17	CBS		L		14	21
Dec. 29	vs. Texas>		ESPN	W			31	7

** Southeastern Conference game*
+ Little Rock, Ark.
^ Arlington, Texas
> 2014 AdvoCare V100 Texas Bowl (Houston, Texas)

2015 • (8-5, 5-3 SEC - 3rd/West)
Captains: Brandon Allen, Jonathan Williams, Brooks Ellis, JaMichael Winston

DATE	OPPONENT	UA/OPP RK	TV	W	L	T	UA	OPP
Sept. 5	UTEP	18/NR	ESPNU	W			48	13
Sept. 12	TOLEDO+	18/NR	SECN-Alt		L		12	16
Sept. 19	TEXAS TECH		ESPN2		L		24	35
Sept. 26	vs. Texas A&M*^	NR/14	ESPN		L	(OT)	21	28
Oct. 3	at Tennessee*		ESPN2	W			24	20
Oct. 10	at Alabama*	NR/8	ESPN		L		14	27
Oct. 24	AUBURN*		SECN	W		(4 OT)	54	46
Oct. 31	UT MARTIN (HC)		SECN	W			63	28
Nov. 7	at Ole Miss*	NR/18	CBS	W		(OT)	53	52
Nov. 14	at LSU*	NR/9	ESPN	W			31	14
Nov. 21	MISSISSIPPI STATE*		ESPN		L		50	51
Nov. 27	MISSOURI*		CBS	W			28	3
Jan. 2	vs. Kansas State>		ESPN	W			45	23

** Southeastern Conference game*
+ Little Rock, Ark.
^ Arlington, Texas
> 2016 Autozone Liberty Bowl (Memphis, Tenn)

2016 • (7-6, 3-5 SEC - T-5th/West)
Captains: Brooks Ellis, Dan Skipper, Kody Walker, Deatrich Wise Jr.

DATE	OPPONENT	UA/OPP RK	TV	W	L	T	UA	OPP
Sept. 3	LOUISIANA TECH		SECN	W			21	20
Sept. 10	at TCU	NR/15	ESPN	W		(2 OT)	41	38
Sept. 17	TEXAS STATE	24/NR	SECN-Alt	W			42	3
Sept. 24	vs. Texas A&M*^	17/10	ESPN		L		24	45
Oct. 1	ALCORN STATE+	20/NR	SECN-Alt	W			52	10
Oct. 8	ALABAMA*	16/1	ESPN		L		30	49
Oct. 15	OLE MISS* (HC)	22/12	ESPN	W			34	30
Oct. 22	at Auburn*	17/21	ESPN		L		3	56
Nov. 5	FLORIDA*	NR/11	CBS	W			31	10
Nov. 12	LSU*	25/24	ESPN		L		10	38
Nov. 19	at Mississippi State*		ESPNU	W			58	42
Nov. 25	at Missouri*		CBS		L		24	28
Dec. 29	vs. Virginia Tech>	NR/22	ESPN		L		24	35

**Southeastern Conference game*
+ Little Rock, Ark.
^ Arlington, Texas
> 2016 Belk Bowl (Charlotte, N.C.)

2017 • (4-8, 1-7 SEC - 7th/West)
Captains: Austin Allen, Frank Ragnow, Santos Ramirez, Kevin Richardson II

DATE	OPPONENT	UA/OPP RK	TV	W	L	T	UA	OPP
Aug. 31	FLORIDA A&M+		SECN	W			49	7
Sept. 9	TCU	NR/23	CBS		L		7	28
Sept. 23	vs. Texas A&M*^		ESPN		L	(OT)	43	50
Sept. 30	NEW MEXICO STATE		SECN	W			42	24
Oct. 7	at South Carolina*		SECN		L		22	48
Oct. 14	at Alabama*	NR/1	ESPN		L		9	41
Oct. 21	AUBURN*	NR/21	SECN		L		20	52
Oct. 28	at Ole Miss*		SECN	W			38	37
Nov. 4	COASTAL CAROLINA (HC)		SECN-Alt	W			39	38
Nov. 11	at LSU*	NR/24	ESPN		L		10	33
Nov. 18	MISSISSIPPI STATE*	NR/16	CBS		L		21	28
Nov. 24	MISSOURI*		CBS		L		45	48

** Southeastern Conference game*
+ Little Rock, Ark.
^ Arlington, Texas



CHAD MORRIS

1 season | 2018-
2-10

Chad Morris was named the 33rd head football in University of Arkansas history on Dec. 6, 2017. Under Morris' fast-paced, no-huddle spread attack from 2010-14, Clemson shattered 127 offensive records (89 individual; 38 team). During his three seasons at SMU (2015-17), Morris turned a 1-11 program before he took over to the program's first bowl bid since 2012 in 2017.

2018 • (2-10, 0-8 SEC - 7th/West)
Captains: Hjalte Froholdt, Dre Greenlaw, De'Jon Harris, Santos Ramirez

DATE	OPPONENT	UA/OPP RK	TV	W	L	T	UA	OPP
Sept. 1	EASTERN ILLINOIS		SECN	W			55	20
Sept. 8	at Colorado State		CBSSN		L		27	34
Sept. 15	NORTH TEXAS		SECN-Alt		L		17	44
Sept. 22	at Auburn*	NR/7	SECN		L		3	34
Sept. 29	vs. Texas A&M*^		ESPN		L		17	24
Oct. 6	ALABAMA*	NR/1	ESPN		L		31	65
Oct. 13	OLE MISS*		SECN		L		33	37
Oct. 20	TULSA (HC)		SECN	W			23	0
Oct. 27	VANDERBILT*		SECN		L		31	45
Nov. 10	LSU*	NR/13	SECN		L		17	24
Nov. 17	at Mississippi State*	NR/24	ESPN		L		6	52
Nov. 23	at Missouri*		CBS		L		0	38

** Southeastern Conference game*
+ Little Rock, Ark.
^ Arlington, Texas

AGAINST ALL OPPONENTS

ALL-TIME RECORDS

In Season Openers	125 (98-23-4, .784)
On Homecoming	97 (60-33-4, .619)

OPPONENT	W	L	T	FIRST MTG	LAST MTG
Abilene Christian	1	0	0	1948	1948
Air Force	1	0	0	1975	1975
Alabama	8	21	0	1961*	2018
Alabama-Birmingham	1	0	0	2014	2014
Alcorn State	1	0	0	2016	2016
Arkansas A&M	1	0	0	1944	1944
Arizona State	2	0	0	1951	1985*
Auburn	11	16	1	1984*	2018
Austin College	2	0	0	1913	1927
Barksdale Field	1	0	0	1945	1945
Baylor	35	33	2	1904	1991
Boise State	2	0	0	2000	2002
California	1	0	0	1971	1971
Camp Pike	0	1	0	1918	1918
Centenary	3	1	2	1926	1933*
Central Arkansas	2	0	0	1923	1926
Central Florida	1	0	0	2001	2001
Central Missouri State	1	0	0	1917	1917
Central Oklahoma St.	1	0	0	1937	1937
Chattanooga	1	0	0	2007	2007
Chicago	0	0	1	1931	1931
Chiloco College	1	1	0	1905	1906
The Citadel	0	1	0	1992	1992
Coastal Carolina	1	0	0	2017	2017
College of the Ozarks	8	0	0	1927	1935
Colorado State	3	1	0	1974	2018
Dallas Medics	0	1	0	1904	1904
Detroit	2	0	0	1941	1942
Drury College	13	5	2	1896	1923
Duke	0	1	0	1960*	1960*
East Carolina	1	0	0	2009*	2009*
East Central Oklahoma	4	0	0	1929	1941
East Texas State	1	0	0	1948	1948
Eastern Illinois	1	0	0	2018	2018
Eastern Michigan	1	0	0	2009	2009
Fairmont College	2	0	0	1904	1909
Florida	2	9	0	1982*	2016
Florida A&M	1	0	0	2017	2017
Florida International	1	0	0	2007	2007
Fordham	0	1	0	1940	1940
Ft. Scott (Kan.) High	2	2	0	1898	1904
Ft. Smith (Ark.) High	8	0	0	1894	1904
George Washington	0	1	1	1936	1937
Georgia	4	10	0	1968*	2014
Georgia Tech	1	1	0	1954*	1959*
Hardin-Simmons	3	0	0	1956	1962
Haskell College	1	0	1	1907	1908
Hawaii	1	0	0	1987	1987
Henderson State	6	0	0	1908	1929
Hendrix College	15	0	2	1911	1933
Houston	12	6	0	1952	1991
Iowa	0	1	0	1925	1925
Iowa State	1	0	0	1973	1973
Jacksonville State	1	0	0	2012	2012
Joplin (Mo.) High	1	0	1	1899	1901
Kansas	0	2	0	1905	1906
Kansas City Medics	1	1	0	1901	1905
Kansas State	2	3	0	1910	2015*
Kentucky	3	4	0	1998	2012
Kingfisher College	1	0	0	1902	1902
Little Rock (Ark.) High	0	1	0	1901	1901
Louisiana	5	0	0	1991	2013
Louisiana-Monroe	9	1	0	1996	2012
Louisiana Tech	4	0	0	1901	2016
LSU	22	40	2	1901	2018
Memphis	2	3	0	1992	1998
Miami (Fla.)	0	3	0	1987	1991
Michigan	0	1	0	1998*	1998*
Middle Tennessee	1	0	0	1999	1999
Minnesota	0	1	0	2002*	2002*
Mississippi State	16	12	1	1916	2018
Missouri	3	7	0	1906	2018
Missouri State	7	0	0	1911	2011
Missouri-Rolla	15	4	0	1902	1943
Monticello Navy	0	1	0	1943	1943
Navy	2	0	0	1982	1984
Nebraska	1	0	0	1964*	1964*
Neosho (Mo.) High	1	0	0	1902	1902
New Mexico	3	0	0	1983	2011
New Mexico State	6	0	0	1977	2017
Nicholls	1	0	0	2014	2014
Northeastern (Okla.) St.	1	0	0	1924	1924
Norman Navy	0	1	0	1944	1944
North Carolina	0	2	0	1981*	1995*
Northern Illinois	2	0	0	1994	2014
North Texas	9	1	0	1947	2018
Northwestern	1	0	0	1981	1981
Northwestern (La.) St.	3	0	0	1946	1961
Ohio State	0	1	0	2010*	2010*
Oklahoma	4	9	1	1899	2001*
Oklahoma Baptist	2	1	0	1925	1933
Oklahoma Mines	1	0	0	1916	1916
Oklahoma State	30	15	1	1912	1980
Ole Miss	36	28	1	1908	2018
Ouachita College	6	2	1	1897	1923
Pacific	1	0	0	1988	1988
Phillips College	4	0	1	1920	1925
Pierce City College	1	2	0	1900	1902
Pittsburg (Kan.) State	4	0	0	1908	1936
Rhodes College	1	0	0	1928	1928
Rice	35	29	3	1919	1991
Rutgers	0	2	0	2012	2013
Saint Louis	1	2	1	1907	1915
Samford	1	0	0	2013	2013
Santa Clara	0	2	0	1938	1951
South Carolina	13	10	0	1992	2017
South Florida	1	0	0	2002	2002
SE Missouri State	2	0	0	1906	2006
Southern California	1	4	0	1972	2006
Southern Methodist	37	31	5	1920	1999
Southern Miss	1	0	0	2013	2013
Stanford	0	1	0	1970	1970
State College of Missouri	0	2	0	1902	1903
Tahlequah Seminary	1	0	0	1902	1902
Tennessee	5	13	0	1907	2015
Tennessee-Martin	1	0	0	2015	2015
Tennessee Tech	1	0	0	2010	2010
Texas	22	56	0	1894	2014*
Texas A&M	41	31	3	1903	2018
TCU	44	24	2	1920	2017
Texas-El Paso	3	0	0	1989	2015
Texas Southwestern	2	0	1	1910	1912
Texas Tech	29	8	0	1957	2015
Texas State	1	0	0	2016	2016
Toledo	0	1	0	2015	2015
Transylvania (Ky.)	0	1	0	1905	1905
Troy	4	0	0	2002	2011
Tulane	3	0	0	1906	1980*
Tulsa	56	14	3	1899	2018
UCLA	0	1	1	1978*	1988*
UNLV	1	1	0	2000*	2001
Utah State	3	0	0	1975	2006
Vanderbilt	7	3	0	1949	2018
Villanova	0	1	0	1939	1939
Virginia Tech	0	1	0	2016*	2016*
Washington (Mo.)	4	1	0	1905	1912
Webb City (Mo.) High	1	0	0	1900	1900
Weber State	1	0	0	2001	2001
Western Illinois	1	0	0	2008	2008
Wichita State	6	0	0	1904	1980
William & Mary	1	2	0	1947*	1949
Wisconsin	0	2	0	1912	2006

** Bowl game*

AGAINST 2019 OPPONENTS

PORTLAND STATE

First Meeting

OLE MISS

Arkansas leads the series 36-28-1

DATE	UA/OPP RANK	SITE	RESULT
Oct. 10, 1908		Fayetteville, Ark.	W, 33-0
Nov. 15, 1913		Little Rock, Ark.	L, 21-10
Nov. 14, 1914		Little Rock, Ark.	W, 1-0
Oct. 25, 1924		Little Rock, Ark.	W, 20-0
Oct. 2, 1926		Fayetteville, Ark.	W, 21-6
Sept. 29, 1928		Oxford, Miss.	L, 25-0
Nov. 13, 1937	20/NR	Memphis, Tenn.	W, 32-6
Nov. 16, 1938		Memphis, Tenn.	L, 20-14
Oct. 26, 1940		Memphis, Tenn.	W, 21-20
Nov. 22, 1941		Memphis, Tenn.	L, 18-0
Oct. 24, 1942		Memphis, Tenn.	W, 7-6
Oct. 28, 1944		Memphis, Tenn.	W, 26-18
Oct. 27, 1945		Memphis, Tenn.	W, 19-0
Oct. 26, 1946		Memphis, Tenn.	L, 9-7
Oct. 25, 1947		Memphis, Tenn.	W, 19-14
Oct. 25, 1952		Little Rock, Ark.	L, 34-7
Oct. 24, 1953		Memphis, Tenn.	L, 28-0
Oct. 23, 1954	7/5	Little Rock, Ark.	W, 6-0
Oct. 22, 1955		Oxford, Miss.	L, 17-7
Oct. 27, 1956		Little Rock, Ark.	W, 14-0
Oct. 26, 1957	NR/6	Memphis, Tenn.	W, 12-6
Oct. 25, 1958	NR/6	Little Rock, Ark.	L, 14-12
Oct. 24, 1959	10/4	Memphis, Tenn.	L, 28-0
Oct. 22, 1960	14/2	Little Rock, Ark.	L, 10-7
Sept. 23, 1961	12/9	Jackson, Miss.	L, 16-0
Jan. 1, 1963	6/3	New Orleans, La.	L, 17-13
Jan. 1, 1970	3/13	New Orleans, La.	L, 27-22
Sept. 26, 1981		Jackson, Miss.	W, 27-13
Sept. 25, 1982	9/NR	Little Rock, Ark.	W, 14-12
Sept. 24, 1983		Jackson, Miss.	L, 13-10
Sept. 15, 1984		Little Rock, Ark.	T, 14-14
Sept. 14, 1985	14/NR	Jackson, Miss.	W, 24-19
Sept. 13, 1986	18/NR	Little Rock, Ark.	W, 21-0
Sept. 12, 1987	13/NR	Jackson, Miss.	W, 31-10
Sept. 17, 1988		Little Rock, Ark.	W, 21-13
Sept. 23, 1989	8/NR	Jackson, Miss.	W, 24-17
Sept. 22, 1990	13/NR	Little Rock, Ark.	L, 21-17
Sept. 28, 1991		Jackson, Miss.	L, 24-17
Oct. 17, 1992		Little Rock, Ark.	L, 17-3
Oct. 16, 1993		Jackson, Miss.	L, 19-0
Oct. 15, 1994		Fayetteville, Ark.	W, 31-7
Oct. 14, 1995		Memphis, Tenn.	W, 13-6
Nov. 9, 1996		Fayetteville, Ark.	W, 13-7
Nov. 6, 1997		Oxford, Miss.	L, 19-9
Nov. 7, 1998	11/NR	Fayetteville, Ark.	W, 34-0
Nov. 6, 1999	NR/23	Oxford, Miss.	L, 38-16
Nov. 4, 2000		Fayetteville, Ark.	L, 38-24
Nov. 3, 2001		Oxford, Miss.	W, 58-56 (7OT)
Oct. 26, 2002		Fayetteville, Ark.	W, 48-28
Oct. 25, 2003	21/NR	Oxford, Miss.	L, 19-7
Nov. 13, 2004		Fayetteville, Ark.	W, 35-3
Nov. 12, 2005		Oxford, Miss.	W, 28-17
Oct. 21, 2006	15/NR	Fayetteville, Ark.	W, 38-3
Oct. 20, 2007		Oxford, Miss.	W, 44-8
Oct. 25, 2008		Fayetteville, Ark.	L, 23-21
Oct. 24, 2009		Oxford, Miss.	L, 30-17
Oct. 23, 2010	21/NR	Fayetteville, Ark.	W, 38-24
Oct. 22, 2011	10/NR	Oxford, Miss.	W, 29-24
Oct. 27, 2012		Little Rock, Ark.	L, 30-27^
Nov. 9, 2013		Oxford, Miss.	L, 34-24^
Nov. 22, 2014	NR/8	Fayetteville, Ark.	W, 30-0
Nov. 7, 2015	NR/18	Oxford, Miss.	W, 53-52 (OT)
Oct. 15, 2016	22/12	Fayetteville, Ark.	W, 34-30
Oct. 28, 2017		Oxford, Miss.	W, 38-37
Oct. 13, 2018		Little Rock, Ark.	L, 37-33

^ Win vacated due to NCAA Committee on Infractions penalty

COLORADO STATE

Arkansas leads the series 3-1

DATE	UA/OPP RANK	SITE	RESULT
Oct. 26, 1974		Little Rock, Ark.	W, 43-9
Sept. 15, 1979	17/NR	Little Rock, Ark.	W, 36-3
Sept. 29, 1990	23/NR	Little Rock, Ark.	W, 31-20
Sept. 8, 2018		Fort Collins, Colo.	L, 34-27

SAN JOSE STATE

First Meeting

TEXAS A&M

Arkansas leads the series 41-31-3

DATE	UA/OPP RANK	SITE	RESULT
Oct. 31, 1903		Arlington, Texas	L, 6-0
Oct. 29, 1910		Fayetteville, Ark.	W, 5-0
Oct. 18, 1912		Dallas, Texas	L, 27-0
Oct. 15, 1927		College Station, Texas	L, 40-6
Oct. 29, 1928		Fayetteville, Ark.	W, 27-12
Oct. 26, 1929		College Station, Texas	W, 14-13
Oct. 25, 1930		Little Rock, Ark.	W, 13-0
Nov. 3, 1934		College Station, Texas	T, 7-7
Nov. 2, 1935		Little Rock, Ark.	W, 14-7
Oct. 31, 1936		College Station, Texas	W, 18-0
Oct. 30, 1937	20/NR	Fayetteville, Ark.	W, 26-13
Oct. 29, 1938		College Station, Texas	L, 13-7
Nov. 4, 1939	NR/5	Fayetteville, Ark.	L, 27-0
Nov. 2, 1940	NR/5	College Station, Texas	L, 17-0
Nov. 1, 1941	NR/5	Little Rock, Ark.	L, 7-0
Oct. 31, 1942		College Station, Texas	L, 41-0
Oct. 30, 1943	NR/19	Fayetteville, Ark.	L, 13-0
Nov. 4, 1944		College Station, Texas	W, 7-6
Nov. 3, 1945		Fayetteville, Ark.	L, 34-0
Nov. 2, 1946		College Station, Texas	W, 7-0
Nov. 1, 1947		Fayetteville, Ark.	T, 21-21
Oct. 30, 1948		College Station, Texas	W, 28-6
Oct. 29, 1949		Fayetteville, Ark.	W, 27-6
Nov. 4, 1950		College Station, Texas	L, 42-13
Nov. 3, 1951	NR/18	Fayetteville, Ark.	W, 33-21
Nov. 1, 1952		College Station, Texas	L, 31-12
Oct. 31, 1953		Little Rock, Ark.	W, 41-14
Oct. 30, 1954	4/NR	College Station, Texas	W, 14-7
Oct. 29, 1955	NR/11	Fayetteville, Ark.	T, 7-7
Nov. 3, 1956		College Station, Texas	L, 27-0
Nov. 2, 1957	11/1	Fayetteville, Ark.	L, 7-6
Nov. 1, 1958		College Station, Texas	W, 21-8
Oct. 31, 1959	17/NR	Fayetteville, Ark.	W, 12-7
Oct. 29, 1960	12/NR	College Station, Texas	W, 7-3
Nov. 4, 1961	22/NR	Fayetteville, Ark.	W, 15-8
Nov. 3, 1962	8/NR	College Station, Texas	W, 17-7
Nov. 2, 1963	11/NR	Little Rock, Ark.	W, 21-7
Oct. 31, 1964	4/NR	College Station, Texas	W, 17-0
Oct. 30, 1965	2/NR	Little Rock, Ark.	W, 31-0
Oct. 29, 1966	9/21	College Station, Texas	W, 34-0
Nov. 4, 1967		Fayetteville, Ark.	L, 33-21
Nov. 2, 1968	17/NR	College Station, Texas	W, 25-22
Nov. 1, 1969	4/NR	Fayetteville, Ark.	W, 35-13
Oct. 31, 1970	8/NR	College Station, Texas	W, 45-6
Oct. 30, 1971	8/NR	Little Rock, Ark.	L, 17-9
Nov. 4, 1972	20/NR	College Station, Texas	L, 10-7
Nov. 3, 1973		Fayetteville, Ark.	W, 14-10
Nov. 2, 1974	NR/8	College Station, Texas	L, 20-10
Dec. 6, 1975	18/2	Little Rock, Ark.	W, 31-6
Nov. 13, 1976	13/16	Little Rock, Ark.	L, 31-10
Nov. 12, 1977	8/11	College Station, Texas	W, 26-20
Nov. 18, 1978	13/NR	Little Rock, Ark.	W, 26-7
Nov. 17, 1979	8/NR	College Station, Texas	W, 22-10
Nov. 15, 1980		Fayetteville, Ark.	W, 27-24
Nov. 14, 1981	16/NR	College Station, Texas	W, 10-7
Nov. 13, 1982	10/NR	Little Rock, Ark.	W, 35-0
Nov. 12, 1983		College Station, Texas	L, 36-23
Nov. 17, 1984		Fayetteville, Ark.	W, 28-0
Nov. 16, 1985	9/NR	College Station, Texas	L, 10-6
Nov. 15, 1986	17/7	Little Rock, Ark.	W, 14-10
Nov. 14, 1987	20/19	College Station, Texas	L, 14-0
Nov. 12, 1988	11/NR	Fayetteville, Ark.	W, 25-20
Nov. 24, 1989	9/14	College Station, Texas	W, 23-22
Nov. 17, 1990		Fayetteville, Ark.	L, 20-16
Nov. 16, 1991	NR/13	College Station, Texas	L, 13-3
Oct. 3, 2009		Arlington, Texas	W, 47-19
Oct. 9, 2010	11/NR	Arlington, Texas	W, 24-17
Oct. 1, 2011	18/14	Arlington, Texas	W, 42-38
Sept. 29, 2012		College Station, Texas	L, 58-10
Sept. 28, 2013	NR/10	Fayetteville, Ark.	L, 45-33
Sept. 27, 2014	NR/6	Arlington, Texas	L, 35-28 (OT)
Sept. 26, 2015	NR/14	Arlington, Texas	L, 28-21 (OT)
Sept. 24, 2016	17/10	Arlington, Texas	L, 45-24
Sept. 23, 2017		Arlington, Texas	L, 50-43 (OT)
Sept. 29, 2018		Arlington, Texas	L, 24-17

KENTUCKY

Kentucky leads the series 4-3

DATE	UA/OPP RANK	SITE	RESULT
Oct. 3, 1998	22/NR	Little Rock, Ark.	W, 27-20
Oct. 2, 1999	20/NR	Lexington, Ky.	L, 31-20
Oct. 19, 2002		Fayetteville, Ark.	L, 29-17
Nov. 1, 2003		Lexington, Ky.	W, 71-63 (7OT)
Sept. 22, 2007	NR/21	Fayetteville, Ark.	L, 42-29
Oct. 18, 2008		Lexington, Ky.	L, 21-20
Oct. 13, 2012		Fayetteville, Ark.	W, 49-7

AUBURN

Auburn leads the series 16-11-1

DATE	UA/OPP RANK	SITE	RESULT
Dec. 27, 1984	NR/11	Memphis, Tenn.	L, 21-15
Oct. 31, 1992		Auburn, Ala.	T, 24-24
Oct. 30, 1993		Fayetteville, Ark.	L, 31-21
Oct. 29, 1994	NR/4	Auburn, Ala.	L, 31-14

AGAINST 2019 OPPONENTS

Oct. 28, 1995	NR/11	Little Rock, Ark.	W, 30-28
Nov. 2, 1996		Auburn, Ala.	L, 28-7
Oct. 25, 1997	NR/11	Fayetteville, Ark.	L, 26-21
Oct. 31, 1998	14/NR	Auburn, Ala	W, 24-21
Oct. 30, 1999		Fayetteville, Ark.	W, 34-10
Oct. 28, 2000	NR/25	Auburn, Ala.	L, 21-19
Oct. 27, 2001	NR/17	Fayetteville, Ark.	W, 42-17
Oct. 12, 2002	NR/24	Auburn, Ala.	W, 38-17
Oct. 11, 2003	7/NR	Fayetteville, Ark.	L, 10-3
Oct. 16, 2004	NR/4	Auburn, Ala.	L, 38-20
Oct. 15, 2005	NR/21	Fayetteville, Ark.	L, 34-17
Oct. 7, 2006	NR/2	Auburn, Ala.	W, 27-10
Oct. 13, 2007	NR/22	Fayetteville, Ark.	L, 9-7
Oct. 11, 2008	NR/20	Auburn, Ala.	W, 25-22
Oct. 10, 2009	NR/17	Fayetteville, Ark.	W, 44-23
Oct. 16, 2010	12/7	Auburn, Ala.	L, 65-43
Oct. 8, 2011	10/15	Fayetteville, Ark.	W, 38-14
Oct. 6, 2012		Auburn, Ala.	W, 24-7
Nov. 2, 2013	NR/8	Fayetteville, Ark.	L, 35-17
Aug. 30, 2014	NR/6	Auburn, Ala.	L, 45-21
Oct. 24, 2015		Fayetteville, Ark.	W, 54-46 (4OT)
Oct. 22, 2016	17/21	Auburn, Ala.	L, 56-3
Oct. 21, 2017	NR/21	Fayetteville, Ark.	L, 52-20
Sept. 22, 2018	NR/7	Auburn, Ala.	L, 34-3

ALABAMA

Alabama leads the series 21-8

DATE	UA/OPP RANK	SITE	RESULT
Jan. 1, 1961	9/1	New Orleans, La.	L, 10-3
Jan. 1, 1980	6/2	New Orleans, La.	L, 24-9
Sept. 19, 1992	NR/9	Little Rock, Ark.	L, 38-11
Sept. 18, 1993	NR/2	Tuscaloosa, Ala.	W, 3-43@
Sept. 17, 1994	NR/12	Fayetteville, Ark.	L, 13-6
Sept. 16, 1995	NR/13	Tuscaloosa, Ala.	W, 20-19
Sept. 21, 1996	NR/13	Little Rock, Ark.	L, 17-7
Sept. 20, 1997	NR/11	Tuscaloosa, Ala.	W, 17-16
Sept. 26, 1998	NR/22	Fayetteville, Ark.	W, 42-6
Sept. 25, 1999	14/NR	Tuscaloosa, Ala.	L, 35-28
Sept. 23, 2000		Fayetteville, Ark.	W, 28-21
Sept. 22, 2001		Tuscaloosa, Ala.	L, 31-10
Sept. 28, 2002		Fayetteville, Ark.	L, 30-12
Sept. 27, 2003	9/NR	Tuscaloosa, Ala.	W, 34-31 (2OT)
Sept. 25, 2004		Fayetteville, Ark.	W, 27-10
Sept. 24, 2005		Tuscaloosa, Ala.	L, 24-13^
Sept. 23, 2006	NR/22	Fayetteville, Ark.	W, 24-23 (2OT)
Sept. 15, 2007	16/NR	Tuscaloosa, Ala.	L, 41-38^
Sept. 20, 2008	NR/9	Fayetteville, Ark.	L, 49-14
Sept. 26, 2009	NR/3	Tuscaloosa, Ala.	L, 35-7
Sept. 25, 2010	10/1	Fayetteville, Ark.	L, 24-20
Sept. 24, 2011	14/3	Tuscaloosa, Ala.	L, 38-14
Sept. 15, 2012	NR/1	Fayetteville, Ark.	L, 52-0
Oct. 19, 2013	NR/1	Tuscaloosa, Ala.	L, 52-0
Oct. 11, 2014	NR/7	Fayetteville, Ark.	L, 14-13
Oct. 10, 2015	NR/8	Tuscaloosa, Ala.	L, 27-14
Oct. 8, 2016	16/1	Fayetteville, Ark.	L, 49-30
Oct. 14, 2017	NR/1	Tuscaloosa, Ala.	L, 41-9
Oct. 6, 2018	NR/1	Fayetteville, Ark.	L, 65-31

@ Arkansas victory by NCAA-imposed forfeit

^ Win vacated due to NCAA Committee on Infractions penalty

MISSISSIPPI STATE

Arkansas leads the series 16-12-1

DATE	UA/OPP RANK	SITE	RESULT
Nov. 25, 1916		Memphis, Tenn.	L, 20-7
Sept. 30, 1939		Memphis, Tenn.	L, 19-0
Nov. 7, 1992	NR/19	Starkville, Miss.	L, 10-3
Nov. 6, 1993		Little Rock, Ark.	T, 13-13
Nov. 5, 1994	NR/24	Starkville, Miss.	L, 17-7
Nov. 4, 1995		Little Rock, Ark.	W, 26-21 (OT)
Nov. 23, 1996		Starkville, Miss.	W, 16-13
Nov. 22, 1997	NR/14	Fayetteville, Ark.	W, 17-7
Nov. 21, 1998	9/NR	Starkville, Miss.	L, 22-21
Nov. 20, 1999	22/12	Little Rock, Ark.	W, 14-9
Nov. 18, 2000	NR/13	Starkville, Miss.	W, 17-10 (OT)
Nov. 17, 2001		Fayetteville, Ark.	W, 24-21
Nov. 23, 2002		Starkville, Miss.	W, 26-19
Nov. 22, 2003		Fayetteville, Ark.	W, 52-6
Nov. 20, 2004		Starkville, Miss.	W, 24-21
Nov. 10, 2005		Little Rock, Ark.	W, 44-10
Nov. 18, 2006	5/NR	Starkville, Miss.	W, 28-14
Nov. 17, 2007		Little Rock, Ark.	W, 45-31
Nov. 22, 2008		Starkville, Miss.	L, 31-28
Nov. 21, 2009		Little Rock, Ark.	W, 42-21
Nov. 20, 2010	13/22	Starkville, Miss.	W, 38-31 (2OT)
Nov. 19, 2011	6/NR	Little Rock, Ark.	W, 44-17
Nov. 17, 2012		Starkville, Miss	L, 45-14
Nov. 23, 2013		Little Rock, Ark.	L, 24-17
Nov. 1, 2014		Starkville, Miss.	L, 17-10
Nov. 21, 2015		Fayetteville, Ark.	L, 51-50
Nov. 18, 2016		Starkville, Miss.	W, 58-42
Nov. 18, 2017	NR/16	Fayetteville, Ark.	L, 28-21
Nov. 17, 2018	NR/24	Starkville, Miss.	L, 52-6

WESTERN KENTUCKY

First Meeting

LSU

LSU leads the series 40-22-2

DATE	UA/OPP RANK	SITE	RESULT
Nov. 22, 1901		Baton Rouge, La.	L, 15-0
Nov. 30, 1906		Baton Rouge, La.	T, 6-6
Nov. 9, 1907		Little Rock, Ark.	L, 17-12
Nov. 26, 1908		Little Rock, Ark.	L, 36-4
Nov. 13, 1909		Memphis, Tenn.	W, 16-0
Nov. 24, 1910		Little Rock, Ark.	W, 51-0
Nov. 23, 1911		Little Rock, Ark.	W, 11-0
Nov. 9, 1912		Little Rock, Ark.	L, 7-6
Nov. 8, 1913		Shreveport, La.	L, 12-7
Nov. 7, 1914		Shreveport, La.	W, 20-12
Nov. 6, 1915		Shreveport, La.	L, 13-7
Nov. 4, 1916		Shreveport, La.	L, 17-7
Nov. 3, 1917		Shreveport, La.	W, 14-0
Oct. 25, 1919		Shreveport, La.	L, 20-0
Nov. 6, 1920		Shreveport, La.	L, 3-0
Nov. 5, 1921		Shreveport, La.	L, 10-7
Oct. 28, 1922		Shreveport, La.	W, 40-6
Oct. 27, 1923		Shreveport, La.	W, 26-13
Nov. 1, 1924		Shreveport, La.	W, 10-7
Oct. 31, 1925		Shreveport, La.	W, 12-0
Nov. 6, 1926		Shreveport, La.	L, 14-0
Oct. 29, 1927		Shreveport, La.	W, 28-0
Nov. 3, 1928		Shreveport, La.	W, 7-0
Nov. 2, 1929		Shreveport, La.	W, 32-0
Nov. 1, 1930		Shreveport, La.	L, 27-12
Oct. 24, 1931		Shreveport, La.	L, 13-6
Oct. 22, 1932		Shreveport, La.	L, 14-0
Oct. 21, 1933		Shreveport, La.	L, 20-0
Oct. 20, 1934		Shreveport, La.	L, 16-0
Oct. 19, 1935		Shreveport, La.	L, 13-7
Oct. 24, 1936	NR/13	Shreveport, La.	L, 19-7
Jan. 1, 1947	16/8	Dallas, Texas	T, 0-0
Nov. 21, 1953		Little Rock, Ark.	L, 9-8
Nov. 20, 1954	9/NR	Shreveport, La.	L, 7-6
Nov. 19, 1955		Little Rock, Ark.	L, 13-7
Nov. 24, 1956		Shreveport, La.	L, 21-7
Jan. 1, 1966	2/NR	Dallas, Texas	L, 14-7
Nov. 27, 1992		Fayetteville, Ark.	W, 30-6
Nov. 27, 1993		Baton Rouge, La.	W, 42-24
Nov. 26, 1994		Little Rock, Ark.	L, 30-12
Nov. 18, 1995	14/NR	Baton Rouge, La.	L, 28-0
Nov. 29, 1996	NR/19	Little Rock, Ark.	L, 17-7
Nov. 28, 1997	NR/17	Baton Rouge, La	L, 31-21
Nov. 27, 1998	13/NR	Little Rock, Ark.	W, 41-14
Nov. 26, 1999	17/NR	Baton Rouge, La.	L, 35-10
Nov. 24, 2000	NR/24	Little Rock, Ark.	W, 14-3
Nov. 23, 2001	24/NR	Baton Rouge, La.	L, 41-38
Nov. 29 2002	NR/18	Little Rock, Ark.	W, 21-20
Nov. 28, 2003	NR/3	Baton Rouge, La.	L, 55-24
Nov. 26, 2004	NR/14	Little Rock, Ark.	L, 43-14
Nov. 19 2005	NR/3	Baton Rouge, La	L, 19-17
Nov. 24, 2006	5/9	Little Rock, Ark.	L, 36-26
Nov. 23, 2007	NR/1	Baton Rouge, La.	W, 50-48 (3OT)
Nov. 28, 2008		Little Rock, Ark.	W, 31-30
Nov. 28, 2009	NR/17	Baton Rouge, La.	L, 33-30 (OT)
Nov. 27, 2010	12/6	Little Rock, Ark.	W, 31-23
Nov. 25, 2011	3/1	Baton Rouge, La.	L, 41-17
Nov. 23, 2012	NR/8	Fayetteville, Ark.	L, 20-13
Nov. 29, 2013	NR/15	Baton Rouge, La.	L, 31-27
Nov. 15, 2014	NR/20	Fayetteville, Ark.	W, 17-0
Nov. 14, 2015	NR/9	Baton Rouge, La.	W, 31-14
Nov. 12, 2016	25/24	Fayetteville, Ark.	L, 38-10
Nov. 11, 2017	NR/24	Baton Rouge, La.	L, 33-10
Nov. 10, 2018	NR/13	Fayetteville, Ark.	L, 24-17

MISSOURI

Missouri leads the series 7-3

DATE	UA/OPP RANK	SITE	RESULT
Nov. 10, 1906		Columbia, Mo.	L, 11-0
Sept. 23, 1944		Columbia, Mo.	W, 7-6
Sept. 28, 1963	8/NR	Little Rock, Ark.	L, 7-6
Dec. 31, 2003		Shreveport, La.	W, 27-14
Jan. 1, 2008	25/7	Dallas, Texas	L, 38-7
Nov. 28, 2014	NR/17	Columbia, Mo.	L, 21-14
Nov. 27, 2015		Fayetteville, Ark.	W, 28-3
Nov. 25, 2016		Columbia, Mo.	L, 35-24
Nov. 24, 2017		Fayetteville, Ark.	L, 48-45
Nov. 23, 2018		Columbia, Mo.	L, 38-0

OVERTIME GAMES

ARKANSAS' NCAA RECORDS SET IN OVERTIME

- Longest games in NCAA history: seven overtimes (Arkansas at Kentucky, 2003; Arkansas at Ole Miss, 2001; and North Texas at FIU, 2006)
- Fourth-longest game in NCAA history: six overtimes (Arkansas at Tennessee, 2002)
- Most points scored in overtime: 47 at Kentucky, 2003
- Most points scored in overtime (both teams): 86, UA at Kentucky, 2003
- Most plays in an overtime game (both teams): 202, UA at Kentucky, 2003
- Second-most points scored in an overtime game (both teams): 134, UA at Kentucky, 2003



On one of the most memorable plays in recent program history, **HUNTER HENRY** helped Arkansas convert a first down on 4th-and-25 in overtime at Ole Miss in 2015. The Razorbacks scored two plays later and won the game with a two-point conversion.

ARKANSAS IN OVERTIME (12-7)

1996	at Mississippi State	W	16-13	OT
2000	at Mississippi State	W	17-10	OT
2001	at Ole Miss	W	58-56	7 OT
2002	at Tennessee	L	41-38	6 OT
2003	at Alabama	W	34-31	2 OT
2003	at Kentucky	W	71-63	7 OT
2006	Alabama	W	24-23	2 OT
2007	at LSU	W	50-48	3 OT
2009	at LSU	L	33-30	OT
2009	vs. East Carolina	W	20-17	OT
2010	at Mississippi State	W	38-31	2 OT
2012	ULM	L	34-31	OT
2013	Mississippi State	L	24-17	OT
2014	Texas A&M	L	35-28	OT
2015	vs. Texas A&M	L	28-21	OT
2015	Auburn	W	54-46	4 OT
2015	at Ole Miss	W	53-52	OT
2016	at TCU	W	41-38	2 OT
2017	Texas A&M	L	50-43	OT

Arkansas 71, Kentucky 63 (7 OT)
Nov. 1, 2003 • Lexington, Ky.

	1Q	2Q	3Q	4Q	1OT	2OT	3OT	4OT	5OT	6OT	7OT	TOTAL
ARKANSAS	7	14	0	3	7	7	3	8	6	8	8	71
KENTUCKY	7	0	7	10	7	7	3	8	6	8	0	63

SCORING SUMMARY
1st - UA DeCori Birmingham 10 run (Chris Balseiro kick); UK Andrew Hopewell 6 blocked punt return (Taylor Begley kick)
2nd - UA Richard Smith 26 pass from Matt Jones (Balseiro kick); UA Tom Crowder recovered blocked punt in end zone (Balseiro kick)
3rd - UK Alexis Bwenge 51 pass from Jared Lorenzen (Begley kick)
4th - UK Begley 34 field goal; UA Balseiro 37 field goal; UK Chris Benard 13 pass from Lorenzen (Begley kick)
1st OT - UA Mark Pierce 1 run (Balseiro kick); UK Bwenge 2 run (Begley kick)
2nd OT - Bwenge 7 run (Begley kick); UA Jason Peters 7 pass from Matt Jones (Balseiro kick)
3rd OT - UA Balseiro 25 field goal; UK Begley 24 field goal
4th OT - Lorenzen 1 run (Derek Abney pass from Lorenzen); UA Jones 3 run (Pierce pass from Jones)
5th OT - George Wilson 15 pass from Jones (pass failed); UK Lorenzen 2 run (pass failed)
6th OT - Lorenzen 1 run (Tommy Cook pass from Lorenzen); UA Pierce 2 run (Wilson pass from Jones)
7th OT - UA Birmingham 25 run (Peters pass from Jones)

	ARKANSAS	KENTUCKY
First Downs	29	29
Rushing	15	13
Passing	14	12
Penalty	0	4
Rushing Attempts-Net Yards	71-334	52-180
Net Yards Passing	271	326
Passing	28-17-0	51-28-1
Total Plays-Total Offense	99-605	103-506
Punts	6-34.3	7-40.0
Fumbles	5-2	2-1
Penalties	12-87	8-60
Possession Time	32:53	27:07
Third-Down Conversions	13-22	10-22
Fourth-Down Conversions	1-1	2-3
Sacks By: Number-Yards	2-13	2-17

INDIVIDUAL STATISTICS
RUSHING: UA - DeCori Birmingham 40-196; Matt Jones 15-112; Cedric Cobbs 9-46; Carlos Ousley 1-9; Mark Pierce 2-3; Steven Harris 1-(-15); Ryan Sorahan 3-(-17). UK - Alexis Bwenge 22-89; Jared Lorenzen 15-39; Draak Davis 5-35; Shane Boyd 4-17; Derek Abney 1-2; Ronald Johnson 1-1; Team 1-0; Keenan Burton 3-(-3).
PASSING: UA - Matt Jones 25-16-0, 260; Ryan Sorahan 3-1-0, 11. UK Jared Lorenzen 49-28-1, 326; Shane Boyd 2-0-0.
RECEIVING: UA - George Wilson 9-172; Richard Smith 5-69; Carlos Oulsey 1-12; Jared Hicks 1-11; Jason Peters 1-7. UK Derek Abney 10-91; Chris Bernard 4-82; Tommy Cook 4-39; Draak Davis 4-13; Jeremi Drobney 2-25; Alexis Bwenge 1-51; Glenn Holt 1-17; Keenan Burton 1-7; Shane Boyd 1-1.

Arkansas 58, Ole Miss 56 (7 OT)
Nov. 3, 2001 • Oxford, Miss.

	1Q	2Q	3Q	4Q	1OT	2OT	3OT	4OT	5OT	6OT	7OT	TOTAL
ARKANSAS	0	7	3	7	7	0	6	6	6	8	8	58
OLE MISS	7	0	3	7	7	0	6	6	6	8	6	56

SCORING SUMMARY
1st - UM Joe Gunn 1 run (Nichols kick);
2nd - UA Cedric Cobbs 2 run (O'Donohoe kick)
3rd - UA Brennan O'Donohoe 45 field goal; UM Jonathon Nichols 32 field goal
4th - UA Mark Pierce 2 run (O'Donohoe kick); UM Jason Armstead 3 pass from Eli Manning (Nichols kick)
1st OT - UA Cobbs 16 run (O'Donohoe kick); UM Armstead 11 pass from Manning (Nichols kick)
3rd OT - UA Matt Jones 25 run (rush failed); UM Gunn 1 run (pass failed)
4th OT - UM Bill Flowers 21 pass from Manning (pass failed); UA George Wilson 24 pass from Jones (rush failed)
5th OT - UA Jones 8 run (pass failed); UM Doug Zeigler 12 pass from Manning (pass failed)
6th OT - UM Zeigler 15 pass from Manning (Charles Stackhouse run); UA Pierce 2 run (Peters pass from Jones)
7th OT - UA Pierce 2 run (Birmingham pass from Jones); UM Armstead 3 pass from Manning (pass failed)

	ARKANSAS	OLE MISS
First Downs	32	28
Rushing	22	10
Passing	10	17
Penalty	0	1
Rushing Attempts-Net Yards	80-370	50-145
Net Yards Passing	161	312
Passing	26-12-1	42-27-0
Total Plays-Total Offense	106-531	92-457
Punts	5-37.6	5-36.2
Fumbles	1-1	1-1
Penalties	4-40	4-16
Possession Time	33:34	26:26
Third-Down Conversions	16-26	7-17
Fourth-Down Conversions	3-3	2-2
Sacks By: Number-Yards	1-3	0-0

INDIVIDUAL STATISTICS
RUSHING: UA - Fred Talley 23-113; Matt Jones 18-110; Cedric Cobbs 22-100; Mark Pierce 11-39; Zak Clark 2-5; DeCori Birmingham 4-3. UM - Joe Gunn 31-102; Robert Williams 5-34; Charles Stackhouse 8-27; Toward Sanford 1-0; Eli Manning 4-(-9).
PASSING: UA - Zak Clark 9-20-1, 100; Matt Jones 3-6-0, 61. UM - Eli Manning 27-42-0, 312.
RECEIVING: UA - George Wilson 8-105; Mark Pierce 2-19; Nathan Ball 1-23; Marcellus Poydras 1-0. UM - Bill Flowers 7-97; Doug Zeigler 5-102; Jason Armstead 5-27; Charles Stackhouse 4-40; Chris Collins 3-15; Omar Rayford 2-19; Robert Williams 1-2.

BOWL HISTORY



1934 DIXIE CLASSIC
Jan. 1, 1934
Dallas, Texas
Centenary, T 7-7



1947 COTTON BOWL
Jan. 1, 1947
Dallas, Texas
LSU, T 0-0



1948 DIXIE BOWL
Jan. 1, 1948
Birmingham, Ala.
William & Mary, W 21-19



1955 COTTON BOWL
Jan. 1, 1955
Dallas, Texas
Georgia Tech, L 14-6



1960 GATOR BOWL
Jan. 2, 1960
Jacksonville, Fla.
Georgia Tech, W 14-7



1961 COTTON BOWL
Jan. 1, 1961
Dallas, Texas
Duke, L 7-6



1962 SUGAR BOWL
Jan. 1, 1962
New Orleans, La.
Alabama, L 10-3



1963 SUGAR BOWL
Jan. 1, 1963
New Orleans, La.
Ole Miss, L 17-13



1965 COTTON BOWL
Jan. 1, 1965
Dallas, Texas
Nebraska, W 10-7



1966 COTTON BOWL
Jan. 1, 1966
Dallas, Texas
LSU, L 14-7



1969 SUGAR BOWL
Jan. 1, 1969
New Orleans, La.
Georgia, W 16-2



1970 SUGAR BOWL
Jan. 1, 1970
New Orleans, La.
Ole Miss, L 27-22



1971 LIBERTY BOWL
Dec. 20, 1971
Memphis, Tenn.
Tennessee, L 14-13



1976 COTTON BOWL
Jan. 1, 1976
Dallas, Texas
Georgia, W 31-10



1978 ORANGE BOWL
Jan. 2, 1978
Miami, Fla.
Oklahoma, W 31-6



1978 FIESTA BOWL
Dec. 25, 1978
Tempe, Ariz.
UCLA, T 10-10



1980 SUGAR BOWL
Jan, 1, 1980
New Orleans, La.
Alabama, L 24-9



1980 HALL OF FAME BOWL
Dec. 27, 1980
Birmingham, Ala.
Tulane, W 34-15



1981 GATOR BOWL
Dec. 28, 1981
Jacksonville, Fla.
North Carolina, L 31-27



1982 BLUEBONNET BOWL
Dec. 31, 1982
Houston, Texas
Florida, W 28-24



1984 LIBERTY BOWL
Dec. 27, 1984
Memphis, Tenn.
Auburn, L 21-15



1985 HOLIDAY BOWL
Dec. 22, 1985
San Diego, Calif.
Arizona State, W 18-17



1987 ORANGE BOWL
Jan. 1, 1987
Miami, Fla.
Oklahoma, L 42-8



1987 LIBERTY BOWL
Dec. 29, 1987
Memphis, Tenn.
Georgia, L 20-17



1989 COTTON BOWL
Jan. 2, 1989
Dallas, Texas
UCLA, L 17-3



1990 COTTON BOWL
Jan. 1, 1990
Dallas, Texas
Tennessee, L 31-27



1991 INDEPENDENCE BOWL
Dec. 29, 1991
Shreveport, La.
Georgia, L 24-15



1995 CARQUEST BOWL
Dec. 30, 1995
Miami, Fla.
North Carolina, L 20-10



1999 FLORIDA CITRUS BOWL
Jan. 1, 1999
Orlando, Fla.
Michigan, L 45-31



2000 COTTON BOWL
Jan. 1, 2000
Dallas, Texas
Texas, W 27-6



2000 LAS VEGAS BOWL
Dec. 21, 2000
Las Vegas, Nev.
UNLV, L 31-14



2002 COTTON BOWL
Jan. 1, 2002
Dallas, Texas
Oklahoma, L 10-3



2002 MUSIC CITY BOWL
Dec. 30, 2002
Nashville, Tenn.
Minnesota, L 29-14



2003 INDEPENDENCE BOWL
Dec. 31, 2003
Shreveport, La.
Missouri, W 27-14



2007 CAPITAL ONE BOWL
Jan. 1, 2007
Orlando, Fla.
Wisconsin, L 17-14



2008 COTTON BOWL
Jan. 1, 2008
Dallas, Texas
Missouri, L 38-7



2010 LIBERTY BOWL
Jan. 2, 2010
Memphis, Tenn.
E. Carolina, W 20-17 (OT)



2011 SUGAR BOWL
Jan. 4, 2011
New Orleans, La.
Ohio State, L 31-26^



2012 COTTON BOWL
Jan. 7, 2012
Arlington, Texas
Kansas State, W 29-16



2014 TEXAS BOWL
Dec. 29, 2014
Houston, Texas
Texas, W 31-7

2016 LIBERTY BOWL
Jan. 2, 2016
Memphis, Tenn.
Kansas State, W 45-23

2016 BELK BOWL
Dec. 29, 2016
Charlotte, N.C.
Virginia Tech, L 35-24

OVERALL BOWL RECORD: 15-24-3 *^Ohio State later vacated win due to NCAA penalty*

BOWL RECORDS

INDIVIDUAL

MOST CARRIES
Marius Johnson — North Carolina — 1995 Carquest Bowl — 29

MOST YARDS GAINED RUSHING
Roland Sales — Oklahoma — 1978 Orange Bowl — 205

LONGEST RUN FROM SCRIMMAGE
Felix Jones — Wisconsin — 2007 Capital One Bowl — 76

MOST PASSES ATTEMPTED
Ryan Mallett — Ohio State — 2011 Sugar Bowl — 47

MOST PASSES COMPLETED
Ryan Mallett — Ohio State — 2011 Sugar Bowl — 24

MOST YARDS GAINED PASSING
Bill Montgomery — Ole Miss — 1970 Sugar Bowl — 338

MOST TOUCHDOWN PASSES

Austin Allen	Virginia Tech	2016 Belk Bowl	2
Brandon Allen	Texas	2014 Texas Bowl	2
Tyler Wilson	Kansas State	2012 Cotton Bowl	2
Ryan Mallett	Ohio State	2011 Sugar Bowl	2
Robby Hampton	UNLV	2000 Las Vegas Bowl	2
Clint Stoerner	Michigan	1999 Florida Citrus Bowl	2
Brad Taylor	North Carolina	1981 Gator Bowl	2
Bill Montgomery	Ole Miss	1970 Sugar Bowl	2

MOST CONSECUTIVE PASSES COMPLETED
Austin Allen — Virginia Tech — 2016 Belk Bowl — 11

LONGEST PASS COMPLETION
B. Gray-J. Lamb — Ole Miss — 1963 Sugar Bowl — 68

MOST PASS RECEPTIONS
Chuck Dicus — Georgia — 1969 Sugar Bowl — 12

MOST YARDS GAINED RECEIVING

Chuck Dicus	Ole Miss	1970 Sugar Bowl	171
Derek Holloway	North Carolina	1981 Gator Bowl	171

MOST TOUCHDOWN RECEPTIONS
32 players (last: Keon Hatcher 2016 Belk Bowl) — 1

MOST PUNTING YARDS
Tom Murphy — Centenary — 1934 Dixie Classic — 572

MOST PUNTS
Tom Murphy — Centenary — 1934 Dixie Classic — 13

BEST PUNTING AVERAGE
Allen Meacham — UCLA — 1989 Cotton Bowl — 49.2
(6 punts, 295 yards)

LONGEST PUNT
Allen Meacham — UCLA — 1989 Cotton Bowl — 71

MOST INTERCEPTIONS

Austin Allen	Virginia Tech	2016 Belk Bowl	3
Louis Campbell	Tennessee	1971 Liberty Bowl	3

MOST INTERCEPTION RETURN YARDS
Mel McGaha — William & Mary — 1948 Dixie Bowl — 70

LONGEST INTERCEPTION RETURN
Mel McGaha — William & Mary — 1948 Dixie Bowl — 70

MOST ALL-PURPOSE YARDS
Alex Collins — Kansas State — 2016 Liberty Bowl — 259
(25 plays, 185 yards rushing, 74 kick return yards)

MOST YARDS GAINED TOTAL OFFENSE
Bill Montgomery — Ole Miss — 1970 Sugar Bowl — 360
(46 plays, 22 yards rushing, 338 yards passing)

MOST PUNT RETURNS
Reggie Fish — Wisconsin — 2007 Capital One Bowl — 5
(15 yards)

MOST PUNT RETURN YARDS
Gary Anderson — Tulane — 1980 Hall of Fame Bowl — 80

LONGEST PUNT RETURN
Gary Anderson — Tulane — 1980 Hall of Fame Bowl — 80

MOST KICKOFF RETURNS

Felix Jones	Missouri	2008 Cotton Bowl	4
Dedrick Poole	Minnesota	2002 Music City Bowl	4
Steven Harris	UNLV	2000 Las Vegas Bowl	4
James Rouse	Georgia	1987 Liberty Bowl	4
Marshall Foreman	Oklahoma	1987 Orange Bowl	4
Lance Alworth	Alabama	1962 Sugar Bowl	4

MOST KICKOFF RETURN YARDS
Marshall Foreman — Oklahoma — 1987 Orange Bowl — 92

LONGEST KICKOFF RETURN
Alex Collins — Kansas State — 2016 Liberty Bowl — 68

MOST POINTS SCORED
Alex Collins — Kansas State — 2016 Liberty Bowl — 18
(3 TDs)

MOST TOUCHDOWNS SCORED
Alex Collins — Kansas State — 2016 Liberty Bowl — 3

MOST FIELD GOALS
Chris Balseiro — Missouri — 2003 Independence Bowl — 4

MOST FIELD GOAL ATTEMPTS
Bob White — Georgia — 1969 Sugar Bowl — 5

MOST PATS
Cole Hedlund — Kansas State — 2016 Liberty Bowl — 6

MOST PAT ATTEMPTS
Cole Hedlund — Kansas State — 2016 Liberty Bowl — 6

LONGEST SCORING RUN
Felix Jones — Wisconsin — 2007 Capital One Bowl — 76

LONGEST SCORING PASS
B. Taylor-D. Holloway — North Carolina — 1981 Gator Bowl — 66

LONGEST FIELD GOAL
Kendall Trainor — UCLA — 1989 Cotton Bowl — 49

LONGEST SCORING INTERCEPTION RETURN
Mel McGaha — William & Mary — 1948 Dixie Bowl — 70

LONGEST SCORING PUNT RETURN
Gary Anderson — Tulane — 1980 Hall of Fame Bowl — 80

TEAM

MOST FIRST DOWNS
Tennessee — 1990 Cotton Bowl — 31

MOST FIRST DOWNS RUSHING
Florida — 1982 Bluebonnet Bowl — 22

MOST FIRST DOWNS PASSING

Kansas State	2016 Liberty Bowl	14
Ohio State	2011 Sugar Bowl	14

MOST FIRST DOWNS PENALTY
Georgia — 1991 Independence Bowl — 5

MOST YARDS RUSHING
Tulane — 1980 Hall of Fame Bowl — 383

MOST CARRIES
Tennessee — 1990 Cotton Bowl — 72



RYAN MALLETT broke the Arkansas bowl record for pass attempts and pass completions and tied the school record for most passing touchdowns in a bowl game at the 2011 Allstate Sugar Bowl against Ohio State.

MOST YARDS PASSING
Ole Miss — 1970 Sugar Bowl — 338

MOST ATTEMPTS PASSING
Ohio State — 2011 Sugar Bowl — 47

MOST COMPLETIONS
Ohio State — 2011 Sugar Bowl — 24

MOST PASSES HAD INTERCEPTED

Oklahoma	1987 Orange Bowl	5
Georgia	1991 Independence Bowl	5

MOST TOUCHDOWN PASSES

Virginia Tech	2016 Belk Bowl	2
Texas	2014 Texas Bowl	2
Kansas State	2012 Cotton Bowl	2
Ohio State	2011 Sugar Bowl	2
Minnesota	2002 Music City Bowl	2
UNLV	2000 Las Vegas Bowl	2
Michigan	1999 Citrus Bowl	2
North Carolina	1981 Gator Bowl	2
Ole Miss	1970 Sugar Bowl	2

MOST YARDS TOTAL OFFENSE
Kansas State — 2016 Kansas Bowl — 569

MOST PLAYS TOTAL OFFENSE
Tennessee — 1990 Cotton Bowl — 94

MOST PENALTIES

Virginia Tech	2016 Belk Bowl (75 yards)	12
Wisconsin	2007 Capital One Bowl (123 yards)	12

MOST YARDS PENALIZED
Wisconsin — 2007 Capital One Bowl (12 penalties) — 123

FEWEST PENALTIES

Tulane	1980 Hall of Fame Bowl	1
Alabama	1980 Sugar Bowl	1
LSU	1947 Cotton Bowl	1

FEWEST YARDS PENALIZED
LSU — 1947 Cotton Bowl — 5

MOST FUMBLES
Georgia — 1976 Cotton Bowl — 6

BOWL RECORDS

MOST FUMBLES LOST
Missouri — 2008 Cotton Bowl — 4

MOST INTERCEPTIONS
Tennessee — 1971 Liberty Bowl — 3
Georgia — 1969 Sugar Bowl — 3

MOST INTERCEPTION RETURN YARDS
William & Mary — 1948 Dixie Bowl — 70

MOST PUNT RETURNS
Texas — 2000 Cotton Bowl — 6

MOST PUNT RETURN YARDS
Tulane — 1980 Hall of Fame Bowl — 80

MOST KICKOFF RETURNS
Missouri — 2008 Cotton Bowl — 7
Minnesota — 2002 Music City Bowl — 7

MOST KICKOFF RETURN YARDS
Missouri — 2008 Cotton Bowl — 168

MOST POINTS SCORED
Kansas State — 2016 Liberty Bowl — 45

FEWEST POINTS SCORED
LSU — 1947 Cotton Bowl — 0

MOST POINTS ALLOWED
Michigan — 1999 Citrus Bowl — 45

FEWEST POINTS ALLOWED
LSU — 1947 Cotton Bowl — 0

INDIVIDUAL (OPPONENT)

MOST CARRIES
Dominque Lindsay — East Carolina — 2010 Liberty Bowl — 33

MOST YARDS GAINED RUSHING
Tony Temple — Missouri — 2008 Cotton Bowl — 281

MOST PASSES ATTEMPTED
Nickie Hall — Tulane — 1980 Hall of Fame Bowl — 37

MOST PASSES COMPLETED
Nate Hybl — Oklahoma — 2002 Cotton Bowl — 24

MOST YARDS GAINED PASSING
Archie Manning — Ole Miss — 1970 Sugar Bowl — 273

MOST TOUCHDOWN PASSES
Jason Thomas — UNLV — 2000 Las Vegas Bowl — 3
Bob Hewko — Florida — 1982 Bluebonnet Bowl — 3

MOST PASS RECEPTIONS
Quentin Griffin — Oklahoma — 2002 Cotton Bowl — 9

MOST YARDS GAINED RECEIVING
Tai Streets — Michigan — 1999 Citrus Bowl — 129

MOST TOUCHDOWN RECEPTIONS
Dwayne Dixon — Florida — 1982 Bluebonnet Bowl — 3

MOST PUNTS
Spike Jones — Georgia — 1969 Sugar Bowl — 10

MOST PUNTING YARDS
Spike Jones — Georgia — 1969 Sugar Bowl — 386

MOST INTERCEPTIONS
Pat Pinkney — East Carolina — 2010 Liberty Bowl — 2
John Stocco — Wisconsin — 2007 Capital One Bowl — 2
Michael Lehan — Minnesota — 2002 Music City Bowl — 2
Sonny Brown — Oklahoma — 1987 Orange Bowl — 2
George Wilson — Alabama — 1962 Sugar Bowl — 2



ALEX COLLINS set Arkansas bowl records for most all-purpose yards, longest kickoff return, most points scored and most touchdowns in the Razorbacks' 45-23 win over Kansas State in the 2016 AutoZone Liberty Bowl.

MOST INTERCEPTION YARDS RETURNED
Ian Gold — Michigan — 1999 Citrus Bowl — 46

MOST ALL-PURPOSE YARDS
Tony Temple — Missouri — 2008 Cotton Bowl — 281

MOST YARDS GAINED TOTAL OFFENSE
Terrelle Pryor — Ohio State — 2011 Sugar Bowl — 336

MOST PUNT RETURNS
Curtis Fagan — Oklahoma — 2002 Cotton Bowl — 7

MOST PUNT RETURN YARDS
Troy Mason — UNLV — 2000 Las Vegas Bowl — 51

MOST POINTS SCORED
Tony Temple — Missouri — 2008 Cotton Bowl — 24

MOST TOUCHDOWNS SCORED
Tony Temple — Missouri — 2008 Cotton Bowl — 4

MOST FIELD GOALS MADE
Dan Nystrom — Minnesota — 2002 Music City Bowl — 5

LONGEST FIELD GOAL
Taylor Mehlhaff — Wisconsin — 2007 Capital One Bowl — 52
Cloyce Hinton — Ole Miss — 1970 Sugar Bowl — 52

LONGEST RUN FROM SCRIMMAGE
Chuck Webb — Tennessee — 1990 Cotton Bowl — 78

LONGEST SCORING RUN
Chuck Webb — Tennessee — 1990 Cotton Bowl — 78

LONGEST PASS COMPLETION
A. Kelly-A. Morgan — Tennessee — 1990 Cotton Bowl — 84

LONGEST SCORING PASS
A. Kelly-A. Morgan — Tennessee — 1990 Cotton Bowl — 84

LONGEST INTERCEPTION RETURN
Eddie Brown — Tennessee — 1971 Liberty Bowl — 47

TEAM (OPPONENT)

MOST RUSHING ATTEMPTS
North Carolina — 1981 Gator Bowl — 65

MOST NET YARDS RUSHING
Missouri — 2008 Cotton Bowl — 323

MOST PASSES COMPLETED
Oklahoma — 2002 Cotton Bowl — 24
Texas — 2000 Cotton Bowl — 24

MOST YARDS PASSING
Ole Miss — 1970 Sugar Bowl — 273

MOST TOTAL OFFENSE YARDS
Tennessee — 1990 Cotton Bowl — 470

MOST PUNTS
Centenary — 1934 Dixie Classic — 13

MOST POINTS
Michigan — 1999 Citrus Bowl — 45

MOST FIELD GOALS MADE
Minnesota — 2002 Music City Bowl — 5

FEWEST FIRST DOWNS
Texas — 2014 Texas Bowl — 7

FEWEST FIRST DOWNS RUSHING
Texas — 2014 Texas Bowl — 1
Wisconsin — 2007 Capital One Bowl — 1

FEWEST FIRST DOWNS PASSING
Alabama — 1962 Sugar Bowl — 0

MOST FUMBLES
Georgia — 1969 Sugar Bowl — 7

MOST FUMBLES LOST
Georgia — 1969 Sugar Bowl — 5

MOST PENALTIES
UNLV — 2000 Las Vegas Bowl — 12
Michigan — 1999 Citrus Bowl — 12

MOST PENALTY YARDS
UNLV — 2000 Las Vegas Bowl — 119

FEWEST RUSHING ATTEMPTS
Kansas State — 2016 Liberty Bowl — 22

FEWEST NET YARDS RUSHING
Texas — 2000 Cotton Bowl — -27

MOST YARDS LOST
Georgia — 1969 Sugar Bowl — 96

FEWEST PASSES COMPLETED
Oklahoma — 1987 Orange Bowl — 2

FEWEST TOTAL OFFENSE PLAYS
Kansas State — 2016 Liberty Bowl — 47

FEWEST TOTAL OFFENSE YARDS
Nebraska — 1965 Cotton Bowl — 168

FEWEST PASSES ATTEMPTED
Oklahoma — 1987 Orange Bowl — 5

FEWEST YARDS PASSING
Alabama — 1962 Sugar Bowl — 20

HOGS IN THE NFL DRAFT

2019	Team	Pos	RD	Pick
Hjalte Froholdt	New England	G	4	118
Dre Greenlaw	San Francisco	LB	5	148
Armon Watts	Minnesota	DT	6	190

2018	Team	Pos	RD	Pick
Frank Ragnow	Detroit	C	1	20
David Williams	Denver	RB	7	226

2017	Team	Pos	RD	Pick
Deatrich Wise Jr.	New England	DE	4	131
Jeremy Sprinkle	Washington	TE	5	154
Jeremiah Ledbetter	Detroit	DE	6	205

2016	Team	Pos	RD	Pick
Hunter Henry	San Diego	TE	2	35
Jonathan Williams	Buffalo	RB	5	156
Alex Collins	Seattle	RB	5	171
Sebastian Tretola	Tennessee	G	6	193
Brandon Allen	Jacksonville	QB	6	201

2015	Team	Pos	RD	Pick
Trey Flowers	New England	DE	4	101
Martrell Spaight	Washington	LB	5	141
Tevin Mitchel	Washington	CB	6	182
Darius Philon	San Diego	DT	6	192
AJ Derby	New England	TE	6	202

2014	Team	Pos	RD	Pick
Travis Swanson	Detroit	C	3	76
Chris Smith	Jacksonville	DE	5	159
Kiero Small	Seattle	FB	7	227
Zach Hocker	Washington	K	7	228

2013	Team	Pos	RD	Pick
Knile Davis	Kansas City	RB	3	96
Tyler Wilson	Oakland	QB	4	112
Cobi Hamilton	Cincinnati	WR	6	197
Chris Gragg	Buffalo	TE	7	222

2012	Team	Pos	RD	Pick
Jake Bequette	New England	DE	3	90
Joe Adams	Carolina	WR	4	104
Jarius Wright	Minnesota	WR	4	118
Greg Childs	Minnesota	WR	4	134

2011	Team	Pos	RD	Pick
Ryan Mallett	New England	QB	3	74
D.J. Williams	Green Bay	TE	5	141
DeMarcus Love	Minnesota	T	6	168

2010	Team	Pos	RD	Pick
Mitch Petrus	New York Giants	G	5	147

2009	Team	Pos	RD	Pick
Jonathan Luigs	Cincinnati	C	4	106

2008	Team	Pos	RD	Pick
Darren McFadden	Oakland	RB	1	4
Felix Jones	Dallas	RB	1	22
Marcus Harrison	Chicago	DT	3	90
Nate Garner	New York Jets	T	7	211
Peyton Hillis	Denver	FB	7	227
Marcus Monk	Chicago	WR	7	248



FRANK RAGNOW became the second-highest drafted Razorback offensive lineman in NFL Draft history when the Detroit Lions called his name in the first round with the No. 20 overall pick of the 2018 NFL Draft.

2007	Team	Pos	RD	Pick
Jamaal Anderson	Atlanta	DE	1	8
Chris Houston	Atlanta	DB	2	41
Tony Ugoh	Indianapolis	T	2	42
Keith Jackson Jr.	St. Louis	DT	7	248

2006	Team	Pos	RD	Pick
Vickiel Vaughn	San Francisco	DB	7	254

2005	Team	Pos	RD	Pick
Matt Jones	Jacksonville	WR	1	21
Jeb Huckeba	Seattle	LB	5	159

2004	Team	Pos	RD	Pick
Shawn Andrews	Philadelphia	G	1	16
Ahmad Carroll	Green Bay	DB	1	25
Caleb Miller	Cincinnati	LB	3	80
Cedric Cobbs	New England	RB	4	128
Tony Bua	Miami	LB	5	160
Bo Lacy	Pittsburgh	T	6	177

2003	Team	Pos	RD	Pick
Ken Hamlin	Seattle	DB	2	42

2002	Team	Pos	RD	Pick
Carlos Hall	Tennessee	DB	7	240

2001	Team	Pos	RD	Pick
Quinton Caver	Philadelphia	LB	2	55
Randy Garner	Atlanta	DE	6	167

NFL DRAFT QUICK FACTS

- At least one player selected in 24 straight drafts.
- Highlighted by six over a five-year span from 2004-08, 23 players have gone in the first round.
- Eighth time in nine years Arkansas has had three or more players drafted.
- An offensive lineman has been drafted in three of the last four years.

2000	Team	Pos	RD	Pick
Kenoy Kennedy	Denver	DB	2	45
Bobbie Williams	Philadelphia	G	2	61
David Barrett	Arizona	DB	4	102
Anthony Lucas	Green Bay	WR	4	114
Emanuel Smith	Jacksonville	WR	6	196

1999	Team	Pos	RD	Pick
Brandon Burlsworth	Indianapolis	G	3	63
Melvin Bradley	Arizona	DE	6	202
Madre Hill	Cleveland	RB	7	207
Ryan Hale	New York Giants	DT	7	225

1998	Team	Pos	RD	Pick
David Sanders	Oakland	DE	7	235

1997	Team	Pos	RD	Pick
Anthony Hicks	Green Bay	LB	5	160

1996	Team	Pos	RD	Pick
Steve Conley	Pittsburgh	LB	3	72
Junior Soli	San Diego	DT	5	155

1994	Team	Pos	RD	Pick
Henry Ford	Houston	DT	1	26
Isaac Davis	San Diego	G	2	43

1993	Team	Pos	RD	Pick
Raylee Johnson	San Diego	DE	4	95

1991	Team	Pos	RD	Pick
Derek Russell	Denver	WR	4	89

1990	Team	Pos	RD	Pick
Barry Foster	Pittsburgh	RB	5	128
James Rouse	Chicago	RB	8	200
Elbert Crawford	Los Angeles	G	8	216
Anthony Cooney	Chicago	DB	12	310

1989	Team	Pos	RD	Pick
Wayne Martin	New Orleans	DE	1	19
Steve Atwater	Denver	DB	1	20
Fred Childress	Cincinnati	G	2	55
Kerry Owens	Cincinnati	LB	4	89
Richard Brothers	Chicago	DB	7	189
Kendall Trainor	Phoenix	K	9	234
LaSalle Harper	Chicago	LB	9	243

1987	Team	Pos	RD	Pick
Greg Horne	Cincinnati	P	5	139
Theo Young	Pittsburgh	TE	12	317

HOGS IN THE NFL DRAFT

1986	Team	Pos	RD	Pick
Greg Lasker	New York Giants	DB	2	53
Ravin Caldwell	Washington	LB	5	113
Bobby Edmonds Jr.	Seattle	WR	5	126
Nick Miller	Cleveland	LB	5	127
Kevin Wyatt	Miami	DB	5	136

1984	Team	Pos	RD	Pick
Ron Faurot	New York Jets	DE	1	15
Keith Kidd	Minnesota	WR	9	235

1983	Team	Pos	RD	Pick
Billy Ray Smith Jr.	San Diego	LB	1	5
Gary Anderson	San Diego	RB	1	20
Steve Korte	New Orleans	C	2	38
Danny Walters	San Diego	DB	4	95

1982	Team	Pos	RD	Pick
Jeff Goff	Washington	LB	12	322

1981	Team	Pos	RD	Pick
Steve Cox	Cleveland	P	5	134
Bobby Duckworth	San Diego	WR	6	162
Kevin Evans	New Orleans	DB	8	215
Hugh Jernigan	Detroit	DB	9	238
Trent Bryant	Baltimore	DB	10	259

1980	Team	Pos	RD	Pick
Tom Ginn	Detroit	C	5	120
Mike Massey	Oakland	LB	11	291
Roland Sales	Cleveland	RB	11	294
Kevin Scanlon	Los Angeles	QB	12	332

1979	Team	Pos	RD	Pick
Dan Hampton	Chicago	DT	1	4
Jerry Eckwood	Tampa Bay	RB	3	60
Vaughn Lusby	Cincinnati	DB	4	91
Ben Cowins	Philadelphia	RB	4	94
Michael Forrest	Kansas City	RB	12	305

1978	Team	Pos	RD	Pick
Steve Little	St. Louis	K	1	15
Leotis Harris	Green Bay	G	6	144

1977	Team	Pos	RD	Pick
R. C. Thielemann	Atlanta	G	2	36
Greg Koch	Green Bay	T	2	39
Gerald Skinner	New England	T	4	109
Dennis Winston	Pittsburgh	LB	5	132
Curtis Townsend	San Diego	LB	10	265

1976	Team	Pos	RD	Pick
Ike Forte	New England	RB	2	35
Mike Kirkland	Baltimore	QB	5	143
Scott Bull	San Francisco	QB	6	177
Richard LaFargue	Philadelphia	C	8	216
Rolland Fuchs	Pittsburgh	RB	11	319



Selected with the fourth overall pick in the 2008 NFL Draft by the Oakland Raiders, **DARREN McFADDEN** joined Dan Hampton as the highest choice in program history.

1975	Team	Pos	RD	Pick
Rollen Smith	Cincinnati	DB	6	145
Floyd Hogan	Cleveland	DB	9	215
Marsh White	New York Giants	RB	12	287
Brison Manor	New York Jets	DT	15	380

1974	Team	Pos	RD	Pick
Danny Rhodes	Baltimore	LB	6	140
Jack Ettinger	Chicago	WR	7	160
Dickey Morton	Pittsburgh	RB	11	283

1973	Team	Pos	RD	Pick
Joe Ferguson	Buffalo	QB	3	57
Dave Reavis	Pittsburgh	DE	5	106
Tom Reed	Atlanta	G	8	195
Mike Reppond	Buffalo	WR	9	215
Don Wunderly	Pittsburgh	DT	10	258
Mike Griffin	Chicago	G	12	291
Jim Hodge	Atlanta	WR	17	428

1972	Team	Pos	RD	Pick
Bill McClard	San Diego	K	3	61
Tom Mabry	New York Giants	T	8	184
Mike Kelson	New England	T	9	220
Ronnie Jones	St. Louis	LB	11	265

1971	Team	Pos	RD	Pick
Jerry Moore	Chicago	DB	4	89
Chuck Dicus	San Diego	WR	7	169
Bill Burnett	Baltimore	RB	9	234
Bruce James	Philadelphia	LB	16	395
Pat Morrison	Buffalo	TE	17	419

1970	Team	Pos	RD	Pick
Terry Stewart	New York Jets	DB	6	150
Jerry Dossey	Dallas	G	8	205
Bruce Maxwell	Detroit	RB	10	253
Bob Stankovich	Kansas City	G	10	260
Rodney Brand	New York Giants	C	14	350
Cliff Powell	St. Louis	LB	17	423

1969	Team	Pos	RD	Pick
Jim Barnes	Minnesota	G	5	121
Webster Hubbell	Chicago	G	8	197
Gary Adams	Philadelphia	DB	12	288

1968	Team	Pos	RD	Pick
Ernie Ruple	Pittsburgh	T	2	36
Ronnie South	New Orleans	QB	5	115

1967	Team	Pos	RD	Pick
Loyd Phillips	Chicago	DE	1	10
Harry Jones	Philadelphia	RB	1	19
Martine Bercher	Atlanta	DB	6	151

1966	Team	Pos	RD	Pick
James Lindsey	Minnesota	RB	2	27
Dick Cunningham	Detroit	T	9	136
Mike Bender	Atlanta	G	10	141
Bobby Burnett	Chicago	RB	10	152
Jim Williams	Minnesota	DE	16	237
Bobby Crockett	New York Giants	WR	19	282

1965	Team	Pos	RD	Pick
Glen Ray Hines	St. Louis	T	6	82
Ronnie Caveness	Los Angeles	LB	9	121

HOGS IN THE NFL DRAFT

1964	Team	Pos	RD	Pick
Wes Bryant	Detroit Lions	T	7	90
Jerry Lamb	St. Louis	E	7	93
Gordon Quest	Washington	QB	20	270

1963	Team	Pos	RD	Pick
Danny Brabham	St. Louis	LB	3	30
Billy Moody	Los Angeles	HB	12	155
Dave Adams	Washington	G	16	218
Bill Clay	St. Louis	E	20	269

1962	Team	Pos	RD	Pick
Lance Alworth	San Francisco	WR	1	8
John Childress	Washington	G	10	127
George McKinney	Philadelphia	B	13	180
Jerry Mazzanti	Philadelphia	DE	16	223

1961	Team	Pos	RD	Pick
Paul Dudley	Green Bay	B	4	54
Jim Collier	New York Giants	TE	7	95

1959	Team	Pos	RD	Pick
Charley Sample	Green Bay	B	20	229
Donnie Stone	Chicago	HB	21	249

1958	Team	Pos	RD	Pick
Don Christian	San Francisco	B	21	251

1957	Team	Pos	RD	Pick
Billy Ray Smith Sr.	Los Angeles	DT	3	26
George Walker	Cleveland	B	3	28
Ronnie Underwood	Baltimore	B	5	54

1956	Team	Pos	RD	Pick
Preston Carpenter	Cleveland	E	1	13
Henry Moore	New York Giants	DB	2	19
Buddy Benson	Pittsburgh	B	27	316
Gerry Nesbitt	New York Giants	B	27	321
Bill Fuller	New York Giants	T	28	333

1955	Team	Pos	RD	Pick
Bud Brooks	Detroit	G	5	13
A. J. Baker	Washington	B	27	316

1954	Team	Pos	RD	Pick
Lamar McHan	Chicago	QB	1	2
Floyd Sagely	San Francisco	DB	6	71
Tom Garlington	Chicago	T	8	90
Sammy Dumas	Chicago	G	14	158
Jack Troxell	Chicago	B	17	194
Buster Graves	Detroit	T	19	229

1953	Team	Pos	RD	Pick
Lew Carpenter	Detroit	HB	8	97
John Cole	Baltimore	B	10	110
Buddy Sutton	Baltimore	B	15	170

1952	Team	Pos	RD	Pick
Bob Griffin	Los Angeles	LB	2	25
Pat Summerall	Detroit	E	4	45
Dave Hanner	Green Bay	DT	5	52
Fred Williams	Chicago	DT	5	56
Billy Jurney	Chicago	E	8	92
Bill Ward	New York Giants	G	13	146
Frank Fischel	Chicago	E	20	232

1951	Team	Pos	RD	Pick
Jack Richards	Philadelphia	E	8	93
Louis Schaufele	Philadelphia	B	10	116
Buddy Brown	Washington	G	26	221
Buddy Rogers	Chicago	B	26	312
Fred Williams	Cleveland	DT	26	315
Marv Stendel	Philadelphia	E	28	332
Leon Campbell	Chicago	FB	28	336

1950	Team	Pos	RD	Pick
Leon Campbell	Baltimore	FB	2	15
Bill Bass	Baltimore	B	9	106
John Lunney	Los Angeles	G	12	155
Billy Hix	Philadelphia	E	14	183
Alvin Duke	Washington	B	18	227
Geno Mazzanti	Baltimore	HB	26	327

1949	Team	Pos	RD	Pick
John Hoffman	Chicago	HB	5	49
Ross Pritchard	Washington	B	17	168
Ed Hamilton	Los Angeles	E	22	217
Frank Lambright	Green Bay	G	25	243

1948	Team	Pos	RD	Pick
Clyde Scott	Philadelphia	HB	1	8
Jim Minor	Detroit	T	4	25
Don Richards	Green Bay	T	5	27
Aubrey Fowler	Philadelphia	HB	18	162
Floyd Thomas	Green Bay	C	20	181
Theron Roberts	New York Giants	G	23	206

1947	Team	Pos	RD	Pick
Alton Baldwin	Boston	E	4	25
Earl Wheeler	Washington	C	15	128
Herm Lubker	Green Bay	E	26	241

1946	Team	Pos	RD	Pick
Mike Schumchyk	Los Angeles	E	9	80
Alton Baldwin	Chicago	E	29	271

1945	Team	Pos	RD	Pick
Leon Pense	Pittsburgh	DB	9	79
Lamar Dingler	Green Bay	E	9	87
Ben Jones	Boston	E	11	102
Jim Young	New York Giants	T	11	108
Bob Boozer	New York Giants	T	13	130
Marv Lindsey	Green Bay	B	14	142
Charley Lively	Boston	T	20	199
Ray Pipkin	New York Giants	B	29	306



Baltimore running back **ALEX COLLINS**, who was drafted in the fifth round by Seattle in 2016, finished the 2017 season ninth in the NFL and fourth in the AFC with a 4.6 ypc rushing average, posting career and team highs in rushing yards (973), attempts (212) and rushing touchdowns (6).

1944	Team	Pos	RD	Pick
Virgil Johnson	Green Bay	E	11	104
David Jones	Cleveland	B	22	229
Paul Paladino	Green Bay	G	29	302

1943	Team	Pos	RD	Pick
Bob Forte	Green Bay	B	11	98
Jay Lawhorn	Philadelphia	T	23	212
Harry Wynne	Pittsburgh	E	24	227
Bob Green	Brooklyn	T	27	254

1942	Team	Pos	RD	Pick
Firman Bynum	Detroit	T	16	145
R. C. Pitts	Brooklyn	E	17	157

1941	Team	Pos	RD	Pick
Red Hickey	Philadelphia	E	6	98
Milt Simington	Cleveland	G	9	74
Maurice Britt	Detroit	E	13	115
Johnny Frieberger	Green Bay	E	15	13

1940	Team	Pos	RD	Pick
Kay Eakin	Pittsburgh	HB	1	3
Saul Singer	Philadelphia	T	6	43
Wilfred Thorpe	Cleveland	G	9	75
Bolo Perdue	Washington	DE	16	148

1939	Team	Pos	RD	Pick
Lloyd Woodell	New York Giants	C	7	60

1938	Team	Pos	RD	Pick
Jack Robbins	Chicago	HB	1	5
Jim Benton	Cleveland	E	2	11
Ray Hamilton	Cleveland	E	6	41
Dwight Sloan	Chicago	B	10	85

PRO HOGS IN THE NFL

A

Chad Abernathy	Minnesota
Gary Adams	Philadelphia [1969]
Joe Adams	Carolina [2012-13]; Edmonton (CFL) [2014]; Houston [2014]; British Columbia (CFL) [2014]; Texas (CIF) [2016]; San Jose (AFL) [2016]
O'Neal Adams	New York Giants [1942-45]; Brooklyn (AAFC)
Anders Akerstrom	New Orleans [2005]; Hamburg (NFLE) [2006]
Winston Alderson	Houston
Austin Allen	Tampa Bay [2018]
Brandon Allen	Jacksonville [2016-17]; Los Angeles Rams [2017-]
Lance Alworth*	San Diego [1962-70]; Dallas [1971-72]
Gary Anderson*	Tampa Bay (USFL); San Diego [1985-88]; Tampa Bay [1990-93]; Memphis (CFL); Detroit [1993]
Jamaal Anderson*	Atlanta [2007-10]; Indianapolis [2011]; Cincinnati [2012-13]; Chicago [2013]
Ken Anderson	Chicago [1999]; Orlando (XFL)
Shawn Andrews*	Philadelphia [2004-09]; New York Giants [2010]
Rick Apolskis	New York Giants; Barcelona (WLAF)
Steve Atwater*	Denver [1989-98]; New York Jets [1999]

B

Herman Bagby	Brooklyn (AAFC); Cleveland (AAFC)
Alvin Bailey	Seattle [2013-15]; Cleveland [2016-17]
Alton Baldwin	Buffalo (AAFC); Green Bay [1950]
Hubert Barker	New York Giants [1942-45]
David Barrett	Arizona [2000-03]; New York Jets [2004-08]
Jake Bequette	New England [2012-15]
Jay Bequette	Oklahoma (USFL)
Geno Bell	New York Jets [1998-99]; Cleveland [2000]
Mike Bender	Atlanta
Ken Benson	Toronto (CFL)
Jim Benton	Los Angeles Rams [1938-40, 42, 44-47]; Cleveland; Chicago [1943]
DeCori Birmingham	New England [2005]; New York Jets [2005]; San Francisco [2006]; New York Giants [2006-07]; Indianapolis [2007]; Carolina [2007-09]
Kirk Botkin	New England; New Orleans [1994-95]; Pittsburgh [1996-97]
Danny Brabham	Houston [1963-67]; Cincinnati [1968]
Vincent Bradford	San Francisco [1997]
Melvin Bradley	Arizona [1999]; Calgary (CFL) [2002-04]
Jesse Branch	Calgary (CFL); Edmonton (CFL)
Robert Brannon	New Orleans [1987]
Sam Breeden	New Orleans [2004]; Green Bay [2005]
Jermaine Brooks	Dallas [2003-05]
Richard Brothers	Chicago
Anthony Brown	Chicago [2007]
Maurice Britt	Detroit [1941]
Jon Brittenum	San Diego [1968]
William Brooks	Detroit
Richard Brothers	Chicago
Bill Brown	Washington [1951-52]; Green Bay [1953-56]
Trent Bryant	Kansas City [1982-83, 87]; Washington [1981]; Chicago (USFL)
Wes Bryant	Minnesota
Tony Bua	Miami [2004-05]; Cincinnati [2006]; Calgary (CFL) [2007]
Scott Bull	San Francisco [1976-78]
Dick Bumpas	Memphis (WFL); Pittsburgh; British Columbia (CFL)
Brandon Burlsworth	Indianapolis [1998]
Bobby Burnett	Buffalo [1966-67]; Denver [1969]

C

Ron Calcagni	Ottawa (CFL); Edmonton (CFL)
Ravin Caldwell	Washington [1987-92]
Leon Campbell	New York Yanks [1950]; Chicago [1952-54]; Pittsburgh [1955]
Lew Carpenter	Detroit [1953-55]; Cleveland [1957-58]; Green Bay [1959-63]
Preston Carpenter*	Cleveland [1956-59]; Pittsburgh [1960-63]; Washington [1964-66]; Miami [1966]; Minnesota [1966]
Ahmad Carroll*	Green Bay [2004-05]; Jacksonville [2006]; Orlando (AFL) [2008]; New York Jets [2009]
Albert Casey	St. Louis Browns
Daryl Cato	Miami (AAFC)



During his 10 seasons with the Denver Broncos, **STEVE ATWATER** was selected to the Pro Bowl eight times, second-most in franchise history. Atwater started all 155 games while he was with Denver, including Super Bowl XXXII, where he posted one of the best performances ever by a safety in a Super Bowl.

Ronnie Caveness	Houston [1966-68]; Kansas City
Quinton Caver	Philadelphia [2001-02]; Kansas City [2002-04]; Dallas [2005-06]; Hamilton (CFL) [2007]
Tyrone Chatman	British Columbia (CFL)
Freddie Childress	Cincinnati; Oakland; Dallas; New England [1991]; Cleveland; Calgary (CFL);Saskatchewan (CFL) [2006]
Greg Childs	Minnesota [2012-13]
Chrys Chukwuma	Dallas; Las Vegas (XFL); Tennessee
Jessie Clark	Green Bay [1983-87]; Detroit [1988]; Phoenix [1988-89]; Minnesota [1989-90]
Thomas Cobb	Kansas City; Cleveland; Detroit; Chicago Cardinals [1931]
Cedric Cobbs	New England [2004-05]; Denver [2006]
Raymond Cole	Milwaukee [1940-41]
James Collier	New York Giants [1962]; Washington [1963]
Alex Collins	Seattle [2016-17]; Baltimore [2017-19]
Steven Conley	Pittsburgh [1996-98]; Indianapolis [1998]; Saskatchewan (CFL)
Brey Cook	Washington [2015]
Grant Cook	Green Bay [2012]; Minnesota [2012]
Anthoney Cooney	Chicago; Montreal (WLAF)
D.J. Cooper	New Orleans; Memphis (XFL)
Charles Corgan	Kansas City; Hartford; New York Giants
Ben Cowins	Philadelphia; Kansas City; Toronto, (CFL)
Steve Cox	Cleveland; Washington [1981-88]
Reggie Craig	Kansas City [1975-76]; Buffalo [1977]; Cleveland
Elbert Crawford	Los Angeles Rams; New England [1990-91]; Denver
Milan Creighton	Chicago Cardinals [1931-37]
Bobby Crockett	Buffalo [1966-69]
Tom Crowder	Dallas [2004-06]
Dick Cunningham	Buffalo [1967-72]; Philadelphia [1973]; Houston [1973]; Detroit
De'Anthony Curtis	Tampa Bay [2012]

D

Weston Dacus	Kansas City [2008-09]
Kim Dameron	Memphis (USFL)
Joe Dean Davenport	San Francisco; Indianapolis [2001-03]
Andrew Davie	New York Jets [2009]; Carolina [2009]
Brandon Davis#	Cleveland [2002]; Philadelphia [2003]
Curt Davis	Atlanta [2001]
Isaac Davis	San Diego [1994-97]; New Orleans [1997]; Minnesota [1998]
Knile Davis	Kansas City [2013-16]; Green Bay [2016]; Kansas City [2017]; Pittsburgh [2017]
A.J. Derby	New England [2015-16]; Denver [2016-17]; Miami [2017-]
Ron Dickerson Jr.	Kansas City [1993-94]
Chuck Dicus	San Diego [1971-72]; Pittsburgh [1973]

PRO HOGS IN THE NFL



As a rookie in 2016, **HUNTER HENRY** led the Chargers with eight touchdown catches — tied for most in the NFL by a tight end and tied for second in the league among rookies.

Arrion Dixon	Kansas City [2005-06]
Ray Dominguez	Green Bay [2011]; Carolina [2012]; Dallas [2013]
Freddie Douglas	Pittsburgh; Tampa Bay [1976]
Bobby Duckworth	San Diego [1982-84]; Los Angeles Rams [1985-86]; Philadelphia [1986]
Paul Dudley	New York Giants [1962]; Philadelphia [1963]

E

Kay Eakin*	New York Giants [1940-41]; Miami (AAFC)
Jerry Eckwood	Tampa Bay [1979-81]
Bobby Joe Edmonds	Seattle [1986-88]; Los Angeles Raiders [1989]; Tampa Bay [1995]; Detroit
Brooks Ellis	New England [2017]; Jacksonville [2017-]
Anthony Eubanks	Dallas
Jack Ettinger	Memphis (WFL)

F

Ron Faurot	New York Jets [1984-85]
Robert Felton	Buffalo [2008]; Oakland [2008]
Joe Ferguson	Buffalo [1973-84]; Detroit [1985-87]; Tampa Bay [1988-89]; Indianapolis [1990]
Milton Fields	Birmingham (USFL); Washington
Trey Flowers	New England [2015-18]; Detroit [2019-]
Henry Ford*	Houston/Tennessee [1994-2002]
Ike Forte	New York Giants; Washington [1978-80]
Robert Forte	Green Bay [1946-53]
Barry Foster	Pittsburgh [1990-94]
Aubrey Fowler	Boston Yanks [1948]
Jerry Franklin	Denver [2012]; Carolina [2012]; Dallas [2012]; Chicago [2013]; Kansas City [2014]; New Orleans [2014-15]; Detroit [2016]
Hjalte Froholdt	New England [2019-]

G

Rohan Gaines	Los Angeles Rams [2016]
Nate Garner	New York Jets [2008]; Miami Dolphins [2008-14]
Randy Garner	Atlanta [2001]; Jacksonville [2002]; Rhein Fire(NFLE) [2004]; Denver Broncos [2004]
Grant Garrett	Green Bay; Kansas City
Greg Gatson	San Diego [2012-13]
Johnny Gibson Jr.	Philadelphia [2019-]
Tom Ginn	Detroit [1980-81]
Jeff Goff	Washington
Brett Goode	Jacksonville [2007]; Green Bay [2008-17]
Chris Gragg	Buffalo [2013-16]; New York Jets [2017]
Michael Grant	Jacksonville [2008]; Kansas City [2008]; Washington [2008-09]; Cleveland [2009]
Oscar Gray	Phoenix [1995]; Seattle [1996-97]
Dre Greenlaw	San Francisco [2019-]
Bob Griffin	St. Louis [1961]; Los Angeles Rams [1953-57]; Detroit

H

John Haden	New York Giants [1936-38]
Ryan Hale	New York Giants [1999-2000]
Carlos Hall	Tennessee [2002-05]; Kansas City [2005-06]; Denver [2007]
Cobi Hamilton	Cincinnati [2013-14, 14-15]; Philadelphia [2014]; Miami [2015]; Carolina [2016]; Pittsburgh [2016]; Houston [2017]; Arizona [2018-]
Ray Hamilton	Cleveland, Detroit [1939]; Los Angeles Rams [1938, 44-47]; Philadelphia [1940]
Ken Hamlin	Seattle [2003-06]; Dallas [2007-09]; Baltimore [2010]; Indianapolis [2010-11]
Dan Hampton*	Chicago [1979-90]
William Hampton	Montreal (CFL)
Dave Hanner	Green Bay [1952-64]
LaSalle Harper	Chicago [1989]; New York Giants [1989]
Corey Harris	Atlanta
Elliott Harris	Pittsburgh [2005]; Houston [2006]
Leotis Harris	Green Bay [1978-83]
Steven Harris	Washington [2005-07]
Wayne Harris	Calgary (CFL)
Marcus Harrison	Chicago [2008-10]
Keon Hatcher	Oakland [2017-]
Ken Hayden	Philadelphia [1942]; Washington [1943]
Hunter Henry	San Diego/Los Angeles Chargers [2016-]
Chuck Herman	Atlanta [1980]
Javontee Herndon	San Diego [2014-16]
Howard Hickey	Pittsburgh [1941]; Cleveland; Los Angeles Rams [1941, 45-48]
Anthony Hicks	Green Bay; Jacksonville
Alonzo Highsmith	Miami [2013]; Kansas City [2014]; Washington [2015]
Madre Hill	Cleveland; Berlin (NFLE); Oakland [2002-03]
Peyton Hillis	Denver [2008-09]; Cleveland [2010-11]; Kansas City [2012]; Tampa Bay [2013]; New York Giants [2013-14]
Glen Ray Hines	Houston [1966-70]; New Orleans [1971-72]; Pittsburgh [1973]
Bill Hix	Philadelphia [1950]
Gary Hobbs	Kansas City
Zach Hocker	Washington [2014]; Miami [2015]; New Orleans [2015]; St. Louis [2015]; Cincinnati [2016]
John Hoffman	Chicago [1949-56]
Floyd Hogan	British Columbia (CFL)
Cody Hollister	New England [2017-]
Derek Holloway	Michigan (USFL); Arizona (USFL); Washington [1986]; Tampa Bay [1987]
Greg Horne	Cincinnati [1987]; St. Louis/Phoenix [1987-88]; Washington, London (WLAF)
Julian Horton	Tennessee [2014]
Raymond House	Atlanta [2003-04]; Ottawa (CFL) [2005]
Chris Houston	Atlanta [2007-09]; Detroit [2010-13]; Carolina [2015]
De'Arrius Howard	Kansas City [2006]
Jim Lee Howell	New York Giants [1937-42, 46-48]; Tampa Bay
Jeb Huckeba	Seattle [2005-06]

I

Darwin Ireland	Chicago [1994-95]
Sam Irwin-Hill	Dallas [2017]; Washington [2018-]

J

Bijhon Jackson	Los Angeles Chargers [2018-]
Eddie Jackson	Carolina [2004-05]; Miami [2006]; New England [2007]; Washington [2008]
Keith Jackson	St. Louis [2007]; San Diego [2008]
Charles Jamerson	Hartford
Michael James	Dallas
Cameron Jefferson	Chicago [2015]; Denver [2015-16]; Buffalo [2017]; Washington [2017-]

PRO HOGS IN THE NFL



Arguably the greatest tackle in Philadelphia Eagles history, **JASON PETERS** has made nine Pro Bowl appearances and earned six All-Pro selections in his 13 NFL seasons.

Michael Jenkins	Toronto (CFL); Houston; Montreal (CFL) [2005]; Edmonton (CFL) [2006]
Dennis Johnson	Houston [2013]; Cleveland [2013]; Brooklyn Bolts (FXFL) [2014-15]
Ray Lee Johnson	San Diego [1993-03]; Denver [2004-05]
Felix Jones*	Dallas [2008-12]; Philadelphia [2013]; Pittsburgh [2013]
Harry Jones*	Philadelphia [1967-71]
J.J. Jones	Dallas [2001]; New Orleans [2002-03]; Scottish (NFLE) [2004]
Matt Jones*	Jacksonville [2005-08]; Cincinnati [2010]

K

Allen Keen	Philadelphia [1937-38]
Randy Kelly	Kansas City [2007]
Kenoy Kennedy	Denver [2000-04]; Detroit [2005-07]
Carl Kidd	Oakland [1995-96]; British Columbia (CFL) [2000]; Minnesota [2001]; British Columbia (CFL) [2002-06]
Keith Kidd	Minnesota [1987]
Denver Kirkland	Oakland [2016-]
Mike Kirkland	Baltimore Colts [1976-78]
Steve Korte	New Orleans [1983-90]
Greg Koch	Green Bay [1977-85]; Miami [1986-87]; Minnesota [1987]

L

Bo Lacy	Pittsburgh [2004]; Chicago [2005]; Indianapolis [2006]; Atlanta [2007]
Jerry Lamb	Kansas City
Sacha Lancaster	Hamburg (NFLE) [2005]; Rhein (NFLE) [2006]; British Columbia (CFL) [2007]
Greg Lasker	New York Giants [1986-88]; Phoenix [1988]; Chicago [1988]
Homer Ledbetter	Chicago Cardinals [1932-33]
Jeremiah Ledbetter	Detroit [2017]; Tampa Bay [2018-]
Josh Liddell	Tampa Bay [2018]
Jim Lindsey	Minnesota [1966-72]
Steve Little*	St. Louis [1978-80]
Mitchell Loewen	New Orleans [2016-18]; Detroit [2018-]
DeMarcus Love	Minnesota [2011-13]; Jacksonville [2013]; New York Giants [2014]; New Orleans [2014]; Denver [2014]; Atlanta [2015]
Jamar Love	New England [2009]; Dallas [2009]; Tampa Bay [2009]; Tennessee [2009]
Anthony Lucas	Green Bay; Dallas
Jonathan Luigs	Cincinnati [2009]
Kenneth Lunday	New York Giants [1937-41, 46-47]
Vaughn Lusby	Cincinnati [1979]; Chicago [1980]

M

Isaac Madison	Dallas [2012]; Detroit [2012]
Ryan Mallett	New England [2011-14]; Houston [2014-15]; Baltimore [2015-17]
Brison Manor	Denver [1977-84]; Tampa Bay [1984]
Fred Marshall	Calgary (CFL)
Wayne Martin*	New Orleans [1989-99]
Darryl Mason	Birmingham (USFL)
Geno Mazzanti	New York Yanks [1950]
Jerry Mazzanti	Philadelphia [1963]; Detroit [1966]; Pittsburgh [1967]
Bruce Maxwell	Detroit [1970]
Darren McFadden*	Oakland [2008-14]; Dallas [2015-17]
Bill McClard	San Diego [1972]; New Orleans [1973-75]
Lamar McHan*	Chicago Cardinals [1954-58]; Green Bay [1959-60]; Baltimore Colts [1961-63]; San Francisco [1963]
J.J. Meadors	Edmonton (CFL)
Peter Merloni	Boston Braves
Caleb Miller	Cincinnati [2004-07]
Nick Miller	Cleveland
Tevin Mitchel	Washington [2015]; Indianapolis [2015-17]; Oakland [2017]
Braylon Mitchell	Oakland [2015]
Verl Mitchell	Atlanta
Marcus Monk	Chicago [2008]; Carolina [2009]
Charles Moore	Washington [1962]
Henry Moore	New York Giants [1956]; Baltimore Colts [1957]
Jerry Moore	Chicago [1971-72]; New Orleans [1973-74]
Jim Mooty	Dallas [1960]
Drew Morgan	Miami [2017-18]
Alex Mortensen	Tennessee [2009]
Dickey Morton	Toronto (CFL); Pittsburgh
Lock Morton	Newark
Tom Murphy	Chicago Cardinals [1934]
Wes Murphy	Kansas City [2007]

N

Jerico Nelson	New Orleans [2012-13]
Gerald Nesbitt	Ottawa (CFL)

O

Sam Olajubutu	Tampa Bay [2007]
Tony Ollison	Indianapolis; San Antonio (USFL)
Kerry Owens	Cincinnati; Cleveland [1989]

P

Zac Painter	Dallas
Stephen Parker	Miami [2007]
Leon Pense	Pittsburgh [1945]
Jason Peters	Buffalo [2004-08]; Philadelphia [2009-]
Mitch Petrus	New York Giants [2010-12]; New England [2012]; Tennessee [2012]
Jermaine Petty	Cincinnati [2002]; Green Bay [2003]
Loyd Phillips*	Chicago [1967-69]; New Orleans
Darius Philon	San Diego/Los Angeles Chargers [2015-19]; Arizona [2019-]
Joyce Pipkin	New York Giants [1948]; Los Angeles
Ryan Pulley	Arizona [2019-]

R

Frank Ragnow*	Detroit [2018-]
Santos Ramirez	New York Jets [2019-]
Randy Ramsey	Green Bay Packers [2019-]
Davis Reavis	Pittsburgh [1974-75]; Tampa Bay [1976-83]
Mike Reppond	Chicago [1973]; British Columbia (CFL)
Lawrence Richardson	Buffalo [2004]; Hamburg (NFLE) [2005]
Matterral Richardson	Washington [2008]; Houston [2008]; Cleveland [2009]
Danny Rhodes	Baltimore Colts [1974]
Jack Robbins*	Chicago Cardinals [1938-39]
Kyle Roper	Baltimore [2006]
James Rouse	Chicago [1990-91]
Coy Ernest Ruple	Pittsburgh [1968-69]
Derek Russell	Denver [1991-94]; Houston/Tennessee [1995-97]

PRO HOGS IN THE NFL

S

Floyd Sagely	Chicago Cardinals [1957]
Roland Sales	Toronto (CFL); Montreal (CFL)
Howard Sampson	Green Bay [1978-79]
David Sanders	Oakland; San Francisco (XFL)
Kenny Sandlin	Carolina [2002]; Minnesota [2003]
Kevin Scanlon	Los Angeles Rams [1980]; Hamilton (CFL) [1980]
Clyde Scott*	Philadelphia [1949-52]; Detroit [1952]
Earl Scott	Amsterdam (WLAF)
Malcolm Sheppard	Houston [2010]; Tennessee [2010-11]
Milt Simington	Cleveland; Pittsburgh [1942]
Desmond Sims	New Orleans [2007]
Gerald Skinner	Green Bay [1978]
Dan Skipper	Dallas [2017]; Detroit [2017-18]; Denver [2018-19]; New England [2019-]
Dwight Sloan	Chicago Cardinals [1938]; Detroit [1939-40]
Kiero Small	Seattle [2014]; Cleveland [2014]; Baltimore [2014-15]
Billy Ray Smith Sr.	Los Angeles Rams [1957]; Pittsburgh [1958-60]; Baltimore Colts [1961, 63-70]
Billy Ray Smith Jr.*	San Diego [1983-92]
Chris Smith	Jacksonville [2014-16]; Cincinnati [2017-18]; Cleveland [2018-]
Emanuel Smith	Jacksonville [2000]
Mark Smith	Kansas City
Richard Smith	Kansas City [2004-05]; Washington [2006]; Edmonton (CFL) [2007]
Rollen Smith	St. Louis
Michael Snowden	Tennessee
Junior Soli	San Diego
Ryan Sorahan	New Orleans [2004]
Ronny South	New Orleans [1968]
Martrell Spaight	Washington [2015-18]; Miami [2018]; Jacksonville [2018-19]; Kansas City [2019]
Ray Spillers	Philadelphia [1937]
Jeremy Sprinkle	Washington [2017-]
Bob Stankovitch	Kansas City
George Stewart	Kansas City
Clint Stoerner	Dallas [2000-03]; Scottish (NFLE); Miami [2004]
Donnie Stone	Denver [1961-64]; Buffalo [1965]; Houston [1966]
Pat Summerall	Detroit [1952]; Chicago Cardinals [1953-57]; New York Giants [1958-61]
Buddy Sutton	Baltimore
Travis Swanson	Detroit [2014-18]; New York Jets [2018]; Miami [2018-]

T

Fred Talley	Atlanta [2003]; Edmonton (CFL) [2004]; Montreal (CFL) [2005]; Atlanta [2006]
Brad Taylor	Edmonton (CFL); Montreal (CFL)
R.C. Thielemann	Atlanta [1977-84]; Washington [1985-88]
Mick Thomas	Atlanta
Robert Thomas	Washington [2014-15]; Seattle [2015]; New England [2015]; Miami [2015]; Carolina [2016]; New York Giants [2016-18]; Buffalo [2018-]
Tramain Thomas	Tampa Bay [2012]
Wilfred Thorpe	Cleveland
Henre' Toliver	Indianapolis [2018-]
Curtis Townsend	St. Louis [1978]; San Diego
Kendall Trainor	Phoenix; Sacramento (WLAF); New York; New Jersey (WLAF)
Sebastian Tretola	Tennessee [2016]
Zac Tubbs	Buffalo [2007]

U

Tony Ugoh	Indianapolis [2007-09]; Detroit [2010]; Indianapolis [2011]; New York Giants [2011]; Kansas City [2012]
Ron Underwood	Chicago

V

Jose Valdez	Atlanta [2009-11]; St. Louis [2012]; Saskatchewan (CFL) [2013]
Clyde Van Sickle	Green Bay [1932-33]
Vickiel Vaughn	San Francisco [2006]; Washington [2007]; Denver [2008]
Darius Vinnett	St. Louis [2007-08]



DEATRICH WISE JR. had 5.0 sacks during the regular season and 2.0 in the playoffs as a rookie in 2017.

W

Jimmy Walker	Minnesota [1987]; Edmonton (CFL); Ottawa (CFL); Birmingham (USFL)
Brian Wallace	Denver Broncos [2019-]
Gavin Walls	Minnesota [2003]; Scottish (NFLE) [2004]; Winnipeg (CFL) [2005-10]; Montreal (CFL) [2010-11]
Danny Walters	San Diego [1983-87]
Charles Washington	Green Bay [1987]
Armon Watts	Minnesota [2019-]
Orlando Watters	Seattle [1994]
Tim Webster	Green Bay [1971]
Marsh White	New York Giants [1975-77]
Bobbie Williams	Philadelphia [2000-03]; Cincinnati [2004-11]
Boo Williams	New Orleans [2001-05]: New York Giants [2006]
David Williams	Denver [2018]
D.J. Williams	Green Bay [2011-12]; Jacksonville [2013]; New England [2013]; Tampa Bay [2014]; Washington [2015]
Fred Williams	Chicago [1952-63]; Washington [1964-65]
Jonathan Williams	Buffalo [2016-17]; New Orleans [2017-18]; Indianapolis [2018-]
Patrick Williams	New York Jets
Demetrius Wilson	San Diego [2015]
George Wilson	Detroit [2004]; Buffalo [2005-12]; Tennessee [2013-14]
Tyler Wilson	Oakland [2013]; Tennessee [2013]; Cincinnati [2014]
Ronnie Wingo Jr.	Atlanta [2013]; Buffalo [2013-14]; Atlanta [2014-15]
Ben Winkleman	Milwaukee
Bill Winston	New York Jets
Dennis Winston	Pittsburgh [1977-81, 85-86]; New Orleans [1982-85]
Deatrich Wise Jr.	New England [2017-]
Jarius Wright	Minnesota [2012-17]; Carolina [2018]
Don Wunderly	Pittsburgh; British Columbia (CFL)
Kevin Wyatt	Miami; San Diego [1986]
Harry Wynne	Boston Yanks; New York Giants [1945]

Y

Theo Young	Pittsburgh [1987]

* Drafted first round
# Played basketball at Arkansas
Years spent with each team not available for all players.

PRO HOGS IN THE SUPER BOWL

PLAYER	TEAM	SUPER BOWL (OPPONENT)
Brandon Allen, QB^	Los Angeles	LIII (New England)
Lance Alworth, WR	Dallas	VI (Miami)
Steve Atwater, S	Denver	XXIV (San Francisco), XXXII (Green Bay), XXXIII (Atlanta)
Alvin Bailey, OT	Seattle	XLVIII (Denver), XLIX (New England)
Jake Bequette, DE^	New England	XLIX (Seattle)
Ravin Caldwell, LB	Washington	XXII (Denver), XXVI (Buffalo)
Mike Cherry, QB	New York Giants	XXXV (Baltimore)
Steve Cox, P	Washington	XXII (Denver)
Trey Flowers, DE	New England	LI (Atlanta), LII (Philadelphia), LIII (Los Angeles)
Henry Ford, DT/DE	Tennessee	XXXIV (St. Louis)
Brett Goode, LS	Green Bay	XLV (Pittsburgh)
Ryan Hale, DT	New York Giants	XXXV (Baltimore)
Dan Hampton, DE	Chicago	XX (New England)
Madre Hill, RB	Oakland	XXXVII (Tampa Bay)
Cody Hollister, WR^	New England	LII (Philadelphia), LIII (Los Angeles)
Tavaris Jackson, QB	Seattle	XLVIII (Denver)
Cameron Jefferson, OT^	Denver	50 (Carolina)
Raylee Johnson, DE	San Diego	XXIX (San Francisco)
Greg Lasker, S	New York Giants	XXI (Denver)
Jim Lindsey, RB	Minnesota	IV (Kansas City)
Ryan Mallett, QB	New England	XLVI (New York Giants)
Brison Manor, DE	Denver	XII (Dallas)
Jason Peters, OL	Philadelphia	LII (New England)
Mitch Petrus, OG	New York Giants	XLVI (New England)
Dave Reavis, OT	Pittsburgh	IX (Minnesota), X (Dallas)
Dan Skipper, OT^	New England	LIII (Los Angeles)
Billy Ray Smith, DT	Baltimore Colts	III (N.Y. Jets), V (Dallas)
R.C. Thielemann, OG	Washington	XXII (Denver)
Tony Ugoh, OT	Indianapolis	XLIV (New Orleans)
	New York Giants	XLVI (New England)
Bobbie Williams, OG	Baltimore	XLVII (San Francisco)
Dennis Winston, LB	Pittsburgh	XIII (Dallas), XIV (Los Angeles Rams)
Deatrich Wise Jr., DL	New England	LII (Philadelphia), LIII (Los Angeles)

^ Practice squad

COACH	TEAM	SUPER BOWL (OPPONENT)
Raymond Berry*	New England	XX (Chicago)
Don Breaux*	Washington	XVII (Miami)
		XVIII (Los Angeles Raiders)
		XXII (Denver)
		XXVI (Buffalo)
Pete Carroll*	Seattle	XLVIII (Denver)
		XLIX (New England)
Joe Gibbs*	Washington	XVII (Miami)
		XVIII (Los Angeles Raiders)
		XXII (Denver)
		XXVI (Buffalo)
Bill Johnson*	New Orleans	XLIV (Indianapolis)
Jimmy Johnson*	Dallas	XXVII (Buffalo)
		XXVIII (Buffalo)
John Mitchell*	Pittsburgh	XXX (Dallas)
		XL (Seattle)
		XLIII (Arizona)
		XLV (Green Bay)
Pat Ruel*	Seattle	XLVIII (Denver)
		XLIX (New England)
Barry Switzer*	Dallas	XXX (Pittsburgh)
Fred Von Appen*	San Francisco	XIX (Miami)
		XXIII (Cincinnati)

*Coached at Arkansas

OWNER	TEAM	SUPER BOWL (OPPONENT)
Jerry Jones	Dallas	XXVII (Buffalo)
		XXVIII (Buffalo)
		XXX (Pittsburgh)



TREY FLOWERS had 2.5 sacks and five total quarterback hits in the New England Patriots' 34-28 Super Bowl LI win over the Atlanta Falcons. He is the 25th former Razorback to win the Super Bowl as a player on an active roster.



JERRY JONES (left) and **JIMMY JOHNSON** (right) celebrate with the Lombardi Trophy after the Dallas Cowboys defeated the Buffalo Bills in Super Bowl XXVIII for their second straight Super Bowl victory.

INDIVIDUAL RUSHING RECORDS

RUSHING ATTEMPTS

GAME

1.	45	Madre Hill vs. Auburn (186 yards, 1 TD)	1995
2.	42	Brandon Holmes vs. LSU (143 yards, 1 TD)	2000
3.	40	DeCori Birmingham at Kentucky (196 yards, 2 TD)	2003
4.	38	David Dickey vs. SMU (133 yards, 2 TD)	1966
5.	36	Cedric Cobbs at Alabama (198 yards, 1 TD)	2003
	36	Dickey Morton at SMU (189 yards, 0 TD)	1973
7.	35	Michael Smith at Kentucky (192 yards, 1 TD)	2008
	35	Michael Smith at Auburn (176 yards, 1 TD)	2008
	35	Bill Burnett at Baylor (133 yards, 3 TD)	1969
	35	Bill Burnett vs. North Texas (185 yards, 2 TD)	1968

SEASON

1.	325	Darren McFadden (1,830 yards, 16 TD)	2007
2.	307	Madre Hill (1,387 yards, 15 TD)	1995
3.	284	Darren McFadden (1,647 yards, 14 TD)	2006
4.	271	Alex Collins (1,577 yards, 20 TD)	2015
5.	245	Rawleigh Williams III (1,360 yards, 12 TD)	2016
6.	242	Dickey Morton (1,188 yards, 6 TD)	1972
7.	232	Bobby Burnett (947 yards, 16 TD)	1965
8.	227	Cedric Cobbs (1,320 yards, 10 TD)	2003
9.	226	Dickey Morton (1,298 yards, 5 TD)	1973
10.	220	Ben Cowins (1,192 yards, 14 TD)	1977

CAREER

1.	785	Darren McFadden (4,590 yards, 41 TD)	2005-07
2.	665	Alex Collins (3,703 yards, 36 TD)	2013-15
3.	635	Ben Cowins (3,570 yards, 30 TD)	1975-78
4.	595	Dickey Morton (3,317 yards, 16 TD)	1971-73
5.	589	Cedric Cobbs (3,018 yards, 26 TD)	1999-2003
6.	559	James Rouse (2,887 yards, 38 TD)	1985-89
7.	541	Madre Hill (2,407 yards, 25 TD)	1994-98
8.	526	Bill Burnett (2,204 yards, 46 TD)	1968-70
9.	505	E.D. Jackson (2,061 yards, 9 TD)	1989-92
10.	498	Fred Talley (2,661 yards, 11 TD)	1999-2002

RUSHING YARDS

GAME

1.	321	Darren McFadden vs. South Carolina (34 rushes, 1 TD)	2007
2.	271	Dickey Morton at Baylor (28 rushes, 2 TD)	1973
3.	241	Fred Talley at Auburn (21 rushes, 1 TD)	2002
4.	236	Leon Campbell vs. North Texas (15 rushes, 2 TD)	1949
5.	219	Darren McFadden at South Carolina (25 rushes, 2 TD)	2006
	219	James Rouse vs. New Mexico (19 rushes, 4 TD)	1987
7.	215	Ike Forte vs. Texas Tech (32 rushes, 2 TD)	1974
8.	214	Fred Talley vs. Ole Miss (29 rushes, 2 TD)	2000
9.	212	Alex Collins at Texas Tech (27 rushes, 2 TD)	2014
10.	206	Darren McFadden at LSU (32 rushes, 3 TD)	2007

SEASON

1.	1,830	Darren McFadden (325 rushes, 16 TD)	2007
2.	1,647	Darren McFadden (284 rushes, 14 TD)	2006
3.	1,577	Alex Collins (271 rushes, 20 TD)	2015
4.	1,387	Madre Hill (307 rushes, 15 TD)	1995
5.	1,360	Rawleigh Williams III (245 rushes, 12 TD)	2016
6.	1,322	Knile Davis (204 rushes, 13 TD)	2010
7.	1,320	Cedric Cobbs (227 rushes, 10 TD)	2003
8.	1,298	Dickey Morton (226 rushes, 5 TD)	1973
9.	1,192	Ben Cowins (220 rushes, 14 TD)	1977
10.	1,190	Jonathan Williams (211 rushes, 12 TD)	2014



ALEX COLLINS broke Arkansas' single-season record for rushing touchdowns (20) in 2015, while equaling Darren McFadden's program records for 100-yard games (10) and 100-yard games in SEC action (6).

CAREER

1.	4,590	Darren McFadden (785 rushes, 41 TD)	2005-07
2.	3,703	Alex Collins (665 rushes, 36 TD)	2013-15
3.	3,570	Ben Cowins (635 rushes, 30 TD)	1975-78
4.	3,317	Dickey Morton (595 rushes, 16 TD)	1971-73
5.	3,018	Cedric Cobbs (589 rushes, 26 TD)	1999-2003
6.	2,956	Felix Jones (386 rushes, 20 TD)	2005-07
7.	2,887	James Rouse (559 rushes, 38 TD)	1985-89
8.	2,661	Fred Talley (498 rushes, 11 TD)	1999-2002
9.	2,535	Matt Jones (382 rushes, 24 TD)	2001-04
10.	2,407	Madre Hill (541 rushes, 25 TD)	1994-98

YARDS PER RUSH

SEASON (min. 99 rushes)

1.	8.74	Felix Jones (133 rushes, 1,156 yards)	2007
2.	7.62	Jerry Eckwood (104 rushes, 792 yards)	1975
3.	7.58	Felix Jones (154 rushes, 1,168 yards)	2006
4.	6.54	Dickey Morton (127 rushes, 831 yards)	1971
5.	6.48	Knile Davis (204 rushes, 1,322 yards)	2010
6.	6.34	Ben Cowins (183 rushes, 1,162 yards)	1976
7.	6.32	Dennis Johnson (106 rushes, 670 yards)	2011
	6.32	Darren McFadden (176 rushes, 1,113 yards)	2005
	6.32	Felix Jones (99 rushes, 626 yards)	2005
10.	6.15	Geno Mazzanti (123 rushes, 757 yards)	1949

CAREER

1.	7.66	Felix Jones (386 rushes, 2,956 yards)	2005-07
2.	6.64	Matt Jones (382 rushes, 2,535 yards)	2001-04
3.	5.98	Dennis Johnson (345 rushes, 2,036 yards)	2008-12
4.	5.85	Michael Smith (359 rushes, 2,103 yards)	2006-09
	5.85	Darren McFadden (785 rushes, 4,590 yards)	2005-07
6.	5.72	Jonathan Williams (406 rushes, 2,321 yards)	2012-15
7.	5.62	Ben Cowins (635 rushes, 3,570 yards)	1975-78
8.	5.57	Alex Collins (665 rushes, 3,703 yards)	2013-15
	5.57	Jerry Eckwood (340 rushes, 1,895 yards)	1974-76, 78

RUSHING TOUCHDOWNS

GAME

1.	6	Madre Hill vs. South Carolina	1995
2.	5	Alex Collins vs. UT Martin	2015
	5	Jessie Clark vs. Baylor	1981
	5	Gene Davidson vs. Oklahoma Mines	1916
	5	Gene Davidson vs. Hendrix	1915

SEASON

1.	20	Alex Collins	2015
2.	19	Bill Burnett	1969
3.	17	James Rouse	1987
4.	16	Darren McFadden	2007
	16	Bobby Burnett	1965
6.	15	Madre Hill	1995
	15	Bill Burnett	1968
8.	14	Darren McFadden	2006
	14	Ben Cowins	1977
	14	Billy Moore	1962

CAREER

1.	46	Bill Burnett	1968-70
2.	41	Darren McFadden	2005-07
3.	38	James Rouse	1985-89
4.	36	Alex Collins	2013-15
5.	30	Ben Cowins	1975-78
6.	26	Cedric Cobbs	1999-2003
7.	25	Madre Hill	1994-98
	25	David Dickey	1966-68
9.	24	Matt Jones	2001-04
	24	Chrys Chukwuma	1996-99

100-YARD RUSHING GAMES

SEASON

1.	10	Alex Collins	2015
	10	Darren McFadden	2007
3.	7	Rawleigh Williams III	2016
	7	Darren McFadden	2006
	7	Cedric Cobbs	2003
6.	6	Knile Davis	2010
	6	Felix Jones	2007
	6	Madre Hill	1995
	6	Ben Cowins	1977
	6	Dickey Morton	1973
	6	Dickey Morton	1972
12.	5	Jonathan Williams	2014
	5	Michael Smith	2008
	5	Felix Jones	2006
	5	Darren McFadden	2005
	5	Ben Cowins	1978
	5	Ben Cowins	1976
	5	Jerry Eckwood	1975
	5	Bill Burnett	1969
	5	Bobby Burnett	1965

CAREER

1.	22	Darren McFadden	2005-07
2.	17	Alex Collins	2013-15
3.	16	Ben Cowins	1975-78
4.	15	Dickey Morton	1971-73
5	13	Felix Jones	2005-07
6.	11	Cedric Cobbs	1999-2003
	11	Fred Talley	1999-2002
8.	9	Jonathan Williams	2012-15
	9	Oscar Malone	1992-94, 96
	9	Bill Burnett	1968-70
11.	8	Rawleigh Williams III	2015-16
	8	Matt Jones	2001-04
	8	Madre Hill	1994-98
	8	James Rouse	1985, 87-89
	8	Ike Forte	1974-75

100-YARD RUSHING GAMES (328)

Player	Date	Att	Yds	Avg	TD	Opponent
Darren McFadden	11/3/07	34	321	9.4	1	South Carolina
Dickey Morton	10/13/73	28	271	9.7	2	Baylor
Fred Talley	10/12/02	21	241	11.5	1	Auburn
Leon Campbell	9/24/49	15	236	15.7	2	North Texas
Darren McFadden	11/4/06	25	219	8.8	2	South Carolina
James Rouse	11/28/87	19	219	11.5	4	New Mexico
Ike Forte	11/23/74	32	215	6.7	2	Texas Tech
Fred Talley	11/4/00	29	214	7.4	2	Ole Miss
Alex Collins	9/13/14	27	212	7.9	2	Texas Tech
Darren McFadden	11/23/07	32	206	6.4	3	LSU
Roland Sales	1/1/78	22	205	9.3	2	Oklahoma
Rawleigh Williams III	11/19/16	16	205	12.8	4	Mississippi State
Ben Cowins	9/17/77	21	203	9.7	2	Oklahoma State
Madre Hill	9/30/95	29	200	6.9	2	Vanderbilt
Cedric Cobbs	9/27/03	36	198	5.5	1	Alabama
DeCori Birmingham	11/1/03	40	196	4.9	2	Kentucky
Darren McFadden	9/15/07	33	195	5.9	2	Alabama
Michael Smith	10/18/08	35	192	5.5	1	Kentucky
Darren McFadden	10/22/05	31	190	6.1	2	Georgia
Fred Talley	11/10/01	27	189	7.0	2	Central Florida
Dickey Morton	11/17/73	36	189	5.3	0	SMU
Lamar McHan	11/3/51	26	189	7.3	2	Texas A&M
Knile Davis	11/20/10	30	187	6.2	2	Mississippi State
Darren McFadden	11/5/05	32	187	5.8	0	South Carolina
Madre Hill	10/28/95	45	186	4.1	1	Auburn
Ben Cowins	10/23/76	21	186	8.9	1	Houston
Alex Collins	1/2/16	23	185	8.0	3	Kansas State
Bill Burnett	10/26/68	35	185	5.3	2	North Texas
Darren McFadden	9/9/06	20	184	9.2	2	Utah State
E.D. Jackson	11/24/90	29	184	6.3	2	SMU
Knile Davis	11/13/10	11	182	16.5	1	UTEP
Darren McFadden	11/24/06	21	182	8.7	2	LSU
Fred Talley	10/19/02	24	182	7.6	0	Kentucky
Darren McFadden	11/11/06	30	181	6.0	2	Tennessee
Ray Parks	10/14/50	21	180	8.6	2	Baylor
Rawleigh Williams III	10/15/16	27	180	6.7	0	Ole Miss
Madre Hill	9/9/95	31	178	5.7	6	South Carolina
Marius Johnson	11/13/93	34	177	5.2	2	Tulsa
Knile Davis	10/23/10	22	176	8.0	3	Ole Miss
Michael Smith	10/11/08	35	176	5.0	1	Auburn
Barry Foster	10/7/89	17	176	10.4	2	TCU
Cedric Cobbs	9/16/00	34	174	5.1	2	Boise State
Alex Collins	10/31/15	16	173	10.8	5	UT Martin
Darren McFadden	9/22/07	29	173	6.0	1	Kentucky
Alex Collins	9/7/13	24	172	7.2	1	Samford
Alex Collins	9/19/15	28	170	6.1	1	Texas Tech
Cedric Cobbs	11/28/03	21	169	8.0	1	LSU
Darryl Bowles	11/17/79	16	169	10.6	2	Texas A&M
Ken Holland	9/20/47	9	168	18.7	3	Northwestern (La.) State
E.D. Jackson	9/5/92	29	167	5.8	0	Citadel
Felix Jones	11/3/07	13	166	12.8	3	South Carolina
Chrys Chukwuma	11/27/98	29	166	5.7	2	LSU
Devwah Whaley	**9/8/18**	**26**	**165**	**6.3**	**1**	**Colorado State**
Darren McFadden	11/19/05	21	165	7.9	2	Mississippi State
Geno Mazzanti	11/26/49	23	165	7.2	2	Tulsa
Buddy Sutton	11/22/52	21	164	7.8	1	Tulsa
Ben Cowins	9/18/76	17	163	9.6	0	Oklahoma State
Jerry Eckwood	10/4/75	14	162	11.6	1	TCU
Dennis Johnson	10/27/12	27	161	6.0	1	Ole Miss
Fred Talley	10/28/00	26	161	6.2	1	Auburn
Gary Anderson	12/31/82	26	161	6.2	2	Florida
Ike Forte	9/13/75	26	161	6.2	3	Air Force
Dennis Johnson	10/22/11	15	160	10.7	1	Ole Miss
Mark Calcagni	11/2/85	22	160	7.3	1	Rice
Mike Saint	11/20/71	29	160	5.5	0	Texas Tech
Michael Smith	9/6/08	22	157	7.1	2	Louisiana Monroe
Dickey Morton	10/27/72	34	157	4.6	2	Baylor



One of only two players to win the Doak Walker Award twice, **DARREN McFADDEN** owns the two highest season rushing totals in school history with 1,830 yards in 2007 and 1,647 yards in 2006.

Gary Anderson	12/27/80	11	156	14.2	1	Tulane
Ben Cowins	9/10/77	17	156	9.2	1	New Mexico State
Jerry Eckwood	9/20/75	20	156	7.8	1	Oklahoma State
Dickey Morton	10/27/73	17	156	9.2	1	Tulsa
Alex Collins	10/3/15	27	154	5.7	2	Tennessee
Madre Hill	10/14/95	26	154	5.9	1	Ole Miss
Jon Richardson	9/18/71	24	154	6.4	2	Oklahoma State
Jonathan Williams	10/25/14	18	153	8.5	1	UAB
Ike Forte	10/26/74	20	153	7.7	2	Colorado State
Knile Davis	11/27/10	30	152	5.1	1	LSU
Alex Collins	9/26/15	26	151	5.8	1	Texas A&M
Jonathan Williams	8/31/13	18	151	8.4	1	Louisiana
Darren McFadden	9/1/07	24	151	6.3	1	Troy
Madre Hill	11/11/95	27	151	5.6	1	Louisiana Lafayette
Oscar Malone	9/3/94	19	151	7.9	2	SMU
Felix Jones	1/1/07	14	150	10.7	2	Wisconsin
Cedric Cobbs	11/22/03	30	150	5.0	2	Mississippi State
Marshall Foreman	10/6/84	21	150	7.1	1	TCU
Ben Cowins	12/2/78	19	148	7.8	2	Texas Tech
Rawleigh Williams III	11/5/16	26	148	5.7	2	Florida
Ben Cowins	11/20/76	28	147	5.3	1	SMU
Dickey Morton	11/3/73	27	147	5.4	0	Texas A&M
Jerry Eckwood	9/27/75	19	146	7.7	1	Tulsa
Mike Kirkland	11/16/74	23	146	6.3	1	SMU
Dickey Morton	10/23/71	13	146	11.2	1	North Texas
Jonathan Williams	9/13/14	22	145	6.6	4	Texas Tech
Michael Smith	10/10/09	18	145	8.1	1	Auburn
Darren McFadden	10/7/06	28	145	5.2	1	Auburn
Cedric Cobbs	9/6/03	12	145	12.1	1	Tulsa
Ben Cowins	9/16/78	15	144	9.6	0	Vanderbilt
Jonathan Williams	9/6/14	4	143	35.8	1	Nicholls
Brandon Holmes	11/24/00	42	143	3.4	1	LSU
Oscar Malone	11/27/93	10	143	14.3	2	LSU
Ike Forte	10/25/75	21	143	6.8	2	Utah State
Jerry Eckwood	9/13/75	11	143	13.0	1	Air Force
Fred Talley	11/11/00	27	142	5.3	1	Tennessee
Chrys Chukwuma	9/19/98	17	142	8.4	0	SMU
Alex Colins	11/14/15	16	141	8.8	2	LSU
Felix Jones	10/6/07	13	141	10.8	2	Chattanooga
Felix Jones	10/28/06	9	141	15.7	1	Louisiana Monroe
Cedric Cobbs	12/31/03	27	141	5.2	1	Missouri
Oscar Malone	9/11/93	22	141	6.4	1	South Carolina
Russell Cody	10/23/67	33	140	4.2	0	Oklahoma State
Geno Mazzanti	10/22/49	16	140	8.8	0	Vanderbilt

100-YARD RUSHING GAMES (328)

Player	Date	Att	Yds	Avg	TD	Opponent
Clyde Scott	10/2/48	17	140	8.2	3	TCU
Knile Davis	1/4/11	26	139	5.3	0	Ohio State
De'Arrius Howard	9/10/05	21	139	6.6	1	Vanderbilt
Darren McFadden	9/29/07	19	138	7.3	2	North Texas
Darryl Bowles	9/18/82	27	138	5.1	1	Navy
Felix Jones	11/24/06	16	137	8.6	1	LSU
Felix Jones	9/3/05	8	137	17.1	1	Missouri State
Dickey Morton	9/29/73	27	137	5.1	1	Iowa State
Dickey Morton	9/30/72	26	137	5.3	0	Tulsa
Rawleigh Williams III	9/10/16	28	137	4.9	0	TCU
Fred Talley	10/26/02	20	136	6.8	0	Ole Miss
Marius Johnson	12/30/95	29	136	4.7	0	North Carolina
Peyton Hillis	9/3/05	14	135	9.6	3	Missouri State
Fred Talley	10/6/01	17	135	7.9	1	Weber State
Dickey Morton	11/25/72	33	135	4.1	0	Texas Tech
Devwah Whaley	**10/1/16**	**9**	**135**	**15.0**	**1**	**Alcorn State**
Broderick Green	10/31/09	9	134	14.9	2	Eastern Michigan
Henry Moore	10/30/54	26	134	5.2	1	Texas A&M
Michael Smith	10/4/08	20	133	6.7	1	Florida
Felix Jones	9/22/07	12	133	11.1	0	Kentucky
James Rouse	11/11/89	28	133	4.8	1	Baylor
James Rouse	10/14/89	19	133	7.0	1	Rice
Dickey Morton	9/23/72	26	133	5.1	1	Oklahoma State
Bill Burnett	10/11/69	35	133	3.8	3	Baylor
David Dickey	11/12/66	38	133	3.5	2	SMU
Felix Jones	9/29/07	7	132	18.9	2	North Texas
Matt Jones	11/15/03	7	132	18.9	3	New Mexico State
Chrys Chukwuma	9/5/98	12	132	11.0	2	Louisiana Lafayette
Bobby Burnett	11/20/65	30	132	4.4	3	Texas Tech
Bobby Burnett	10/23/65	18	132	7.3	3	North Texas
Alex Collins	9/27/14	21	131	6.2	1	Texas A&M
Alex Collins	9/6/14	13	131	10.0	3	Nicholls
Alex Collins	8/31/13	21	131	6.2	0	Louisiana
Matt Jones	11/17/01	10	131	13.1	0	Mississippi State
Ike Forte	9/27/75	17	131	7.7	0	Tulsa
Lance Alworth	11/14/59	15	131	8.7	1	SMU
Alex Collins	11/27/15	30	130	4.3	3	Missouri
Michael Forrest	10/29/77	25	130	5.2	1	Rice
Bill Burnett	11/8/69	25	130	5.2	2	Rice
Bill Burnett	11/23/68	29	130	4.5	2	Texas Tech
Michael Smith	10/25/08	19	129	6.8	1	Ole Miss
Felix Jones	9/1/07	12	129	10.8	1	Troy
Darren McFadden	10/28/06	18	129	7.2	1	Louisiana Monroe
Matt Jones	11/16/02	13	129	9.9	1	Louisiana Lafayette
Lewis Carpenter	11/24/51	20	129	6.5	0	Tulsa
Oscar Malone	10/8/94	15	128	8.5	1	Tennessee
Harry Jones	9/18/65	6	128	21.3	1	Oklahoma State
Alex Collins	9/5/15	12	127	10.6	1	UTEP
Dennis Johnson	11/28/08	18	127	7.1	1	LSU
DeCori Birmingham	9/18/04	14	127	9.1	1	Louisiana Monroe
Ron Calcagni	10/22/77	18	127	7.1	0	Houston
Jonathan Williams	9/7/13	17	126	7.4	1	Samford
Matt Jones	11/13/04	5	126	25.2	1	Ole Miss
Oscar Malone	11/9/96	32	126	3.9	0	Ole Miss
Ben Cowins	9/11/76	16	126	7.9	2	Utah State
Billy Moore	9/29/62	9	126	14.0	2	Tulsa
Geno Mazzanti	11/5/49	15	126	8.4	0	Rice
Rawleigh Williams III	10/1/16	13	126	9.7	0	Alcorn State
Darren McFadden	10/8/05	11	125	11.4	2	Louisiana Monroe
De'Arrius Howard	11/20/04	29	125	4.3	1	Mississippi State
Barry Foster	10/28/89	20	125	6.3	0	Houston
James Rouse	10/12/85	14	125	8.9	1	Texas Tech
James Tolbert	11/15/80	29	125	4.3	2	Texas A&M
Henry Moore	10/16/54	13	125	9.6	1	Texas
Lamar McHan	10/3/53	21	125	6.0	0	TCU
Leon Campbell	9/25/48	19	125	6.6	2	East Texas State
Michael Jenkins	9/9/99	9	124	13.8	1	Middle Tennessee State



RAWLEIGH WILLIAMS III not only finished as the SEC regular-season rushing leader in 2016, but also led the conference in total yards from scrimmage (1,580).

B.J. Edmonds	10/6/84	13	124	9.5	1	TCU
Oscar Malone	10/19/96	20	123	6.2	0	South Carolina
Carlton Calvin	11/27/93	14	123	8.8	2	LSU
Scott Bull	11/15/75	14	123	8.8	1	SMU
Dickey Morton	10/2/71	14	123	8.8	1	TCU
Harry Jones	10/23/65	6	123	20.5	1	North Texas
Gerald Nesbitt	10/20/56	11	123	11.2	2	Texas
Darren McFadden	10/6/07	25	122	4.9	1	Chattanooga
Bruce Maxwell	9/24/66	27	122	4.5	2	Tulsa
Harry Jones	10/2/65	11	122	11.1	2	TCU
Don Christian	10/27/56	23	122	5.3	2	Ole Miss
Jack Robbins	11/26/36	21	122	5.8	1	Tulsa
De'Arrius Howard	11/23/02	25	121	4.8	0	Mississippi State
James Rouse	10/10/87	18	121	6.7	1	Texas Tech
Gary Anderson	11/1/80	14	121	8.6	1	Rice
Ben Cowins	10/30/76	20	121	6.1	1	Rice
Dickey Morton	10/28/72	21	121	5.8	1	North Texas
Jack Brasuell	11/7/64	26	121	4.7	0	Rice
Rawleigh Williams III	9/17/16	19	121	6.4	2	Texas State
Chase Hayden	**8/31/17**	**14**	**120**	**8.6**	**1**	**Florida A&M**
De'Arrius Howard	9/3/05	12	120	10.0	0	Missouri State
Madre Hill	9/26/98	20	120	6.0	1	Alabama
E.D. Jackson	11/23/91	20	120	6.0	0	Rice
Jerry Eckwood	10/11/75	15	120	8.0	1	Baylor
Jim Mooty	10/25/58	14	120	8.6	2	Ole Miss
T.J. Hammonds	**11/4/17**	**7**	**119**	**17.0**	**1**	**Coastal Carolina**
Devwah Whaley	**9/30/17**	**19**	**119**	**6.3**	**1**	**New Mexico State**
Mike Kirkland	9/13/75	12	119	9.9	1	Air Force
Bill Burnett	9/20/69	19	119	6.3	1	Oklahoma State
Clyde Scott	9/18/48	10	119	11.9	0	Abilene Christian
Fred Talley	11/29/02	15	118	7.9	1	LSU
Oscar Malone	11/21/92	12	118	9.8	1	SMU
Marshall Foreman	10/13/84	24	118	4.9	0	Texas Tech
Ben Cowins	9/30/78	21	118	5.6	2	Tulsa
Darren McFadden	11/10/07	22	117	5.3	0	Tennessee
Ben Cowins	11/4/78	23	117	5.1	0	Rice
Ben Cowins	9/24/77	16	117	7.3	1	Tulsa
Fred Marshall	10/10/64	23	117	5.1	1	Baylor
Gerald Nesbitt	10/13/56	20	117	5.9	0	Baylor
Rawleigh Williams III	11/25/16	25	117	4.7	1	Missouri
Alex Collins	9/28/13	14	116	8.3	1	Texas A&M
Jonathan Williams	9/14/13	16	116	7.2	1	Southern Miss
Michael Smith	10/14/06	8	116	14.5	2	Southeast Missouri State

100-YARD RUSHING GAMES (328)

Player	Date	Att	Yds	Avg	TD	Opponent
Jessie Clark	9/11/82	11	116	10.5	1	Tulsa
Scott Bull	10/11/75	10	116	11.6	2	Baylor
Bobby Burnett	11/6/65	28	116	4.1	2	Rice
Alex Collins	9/14/13	25	115	4.6	1	Southern Miss
Cedric Cobbs	9/13/03	20	115	5.8	1	Texas
Chrys Chukwuma	10/30/99	19	115	6.1	1	Auburn
James Rouse	12/2/89	20	115	5.8	1	SMU
Greg Thomas	9/14/85	24	115	4.8	0	Ole Miss
Ben Cowins	11/19/77	19	115	6.1	2	SMU
Henry Moore	10/15/55	21	115	5.5	0	Texas
Clyde Scott	11/1/47	22	115	5.2	1	Texas A&M
James Rouse	10/28/89	19	114	6.0	1	Houston
Ben Cowins	10/29/77	15	114	7.6	2	Rice
Jon Richardson	11/21/70	31	114	3.7	2	Texas Tech
Rakeem Boyd	**10/27/18**	**19**	**113**	**5.9**	**1**	**Vanderbilt**
Fred Talley	11/3/01	23	113	4.9	0	Ole Miss
Oscar Malone	9/17/94	9	113	12.6	0	Alabama
Greg Thomas	11/22/86	16	113	7.1	3	SMU
James Tolbert	10/31/81	12	113	9.4	2	Rice
Ike Forte	11/16/74	17	113	6.6	0	SMU
Dickey Morton	10/9/71	17	113	6.6	1	Baylor
Clyde Scott	10/9/48	16	113	7.1	1	Baylor
Darren McFadden	9/23/06	25	112	4.5	1	Alabama
Matt Jones	11/1/03	15	112	7.5	1	Kentucky
E.D. Jackson	12/29/91	28	112	4.0	2	Georgia
Marshall Foreman	10/27/84	29	112	3.9	1	Houston
Russ Garber	11/7/70	18	112	6.2	0	Rice
Russell Cody	11/8/69	8	112	14.0	0	Rice
John Eichler	10/7/67	15	112	7.5	1	TCU
Jim Mooty	10/31/59	19	112	5.9	2	Texas A&M
Devwah Whaley	**11/19/16**	**19**	**112**	**5.9**	**1**	**Mississippi State**
Matt Jones	11/6/04	10	111	11.1	1	South Carolina
Fred Talley	10/13/01	33	111	3.4	0	South Carolina
Gary Anderson	9/19/81	14	111	7.9	0	Northwestern
James Tolbert	10/4/80	20	111	5.6	0	TCU
Ben Cowins	11/12/77	30	111	3.7	2	Texas A&M
Bill Burnett	11/16/68	24	111	4.6	3	SMU
Bobby Burnett	10/30/65	25	111	4.4	2	Texas A&M
Danny Brabham	10/6/62	21	111	5.3	2	TCU
Clyde Scott	9/20/47	8	111	13.9	2	Northwestern (La.) State
Knile Davis	11/6/10	22	110	5.0	3	South Carolina
Darren McFadden	10/20/07	22	110	5.0	0	Ole Miss
Matt Jones	11/3/01	18	110	6.1	2	Ole Miss
JuJu Harshaw	10/7/89	16	110	6.9	2	TCU
Ben Cowins	11/11/78	26	110	4.2	0	Baylor
Geno Mazzanti	11/12/49	16	110	6.9	0	SMU
Rakeem Boyd	**10/13/18**	**7**	**109**	**15.6**	**1**	**Ole Miss**
Dennis Johnson	11/3/12	22	109	5.0	2	Tulsa
Ronnie Wingo Jr.	9/17/11	20	109	5.5	2	Troy
De'Arrius Howard	9/18/04	13	109	8.4	1	Louisiana Monroe
Rod Stinson	11/15/97	19	109	5.7	1	Tennessee
Oscar Malone	10/12/96	16	109	6.8	1	Louisiana Tech
Bill Burnett	10/10/70	27	109	4.0	2	Baylor
Alex Collins	11/7/15	17	108	6.4	0	Ole Miss
Jonathan Williams	10/18/14	18	108	6.0	0	Georgia
Darren McFadden	10/15/05	13	108	8.3	2	Auburn
James Rouse	9/19/88	22	108	4.9	2	Tulsa
Bruce Maxwell	1/1/70	8	108	13.5	0	Ole Miss
Bruce Maxwell	10/25/69	18	108	6.0	1	Wichita State
Dennis Johnson	10/17/09	14	107	7.6	0	Florida
Cedric Cobbs	11/13/99	15	107	7.1	0	Tennessee
Roland Sales	9/13/79	20	107	5.4	0	Texas Tech
Kay Eakin	9/24/38	20	107	5.4	1	Oklahoma State
Felix Jones	10/14/06	5	106	21.2	1	Southeast Missouri State
Madre Hill	10/3/98	23	106	4.6	0	Kentucky
Marius Johnson	11/27/93	19	106	5.6	0	LSU
Marshall Freeman	10/4/86	31	106	3.4	1	TCU



FELIX JONES' career 7.66 yards per carry average is a program record and over a yard better than the SEC record set by Bo Jackson (Auburn), but his 386 career carries are just short of the minimum of 400.

Nathan Jones	10/19/82	7	106	15.1	0	Texas Tech
Ike Forte	10/11/75	23	106	4.6	2	Baylor
Dickey Morton	11/10/73	26	106	4.1	1	Rice
Fred Marshall	10/10/64	15	106	7.1	1	Baylor
Alex Collins	10/24/15	25	105	4.2	1	Auburn
Jonathan Williams	12/29/14	23	105	4.6	1	Texas
Brandon Barnett	9/29/07	16	105	6.6	1	North Texas
Madre Hill	9/16/95	26	105	4.0	0	Alabama
Quinn Grovey	10/14/89	8	105	13.1	1	Texas Tech
JuJu Harshaw	11/5/88	20	105	5.3	1	Baylor
Dickey Morton	10/21/72	22	105	4.8	0	Texas
Mike Saint	10/24/70	21	105	5.0	1	Wichita State
Gerald Nesbitt	10/22/55	13	105	8.1	0	Ole Miss
Jonathan Williams	11/2/13	15	104	6.9	0	Auburn
Felix Jones	10/7/06	13	104	8.0	1	Auburn
Cedric Cobbs	9/20/03	20	104	5.2	2	North Texas
Chrys Chukwuma	10/12/96	12	103	8.6	1	Louisiana Tech
Barry Foster	11/26/88	8	103	12.9	1	Miami
Derrick Thomas	9/29/84	8	103	12.9	0	Navy
Gary Anderson	9/1/80	9	103	11.4	1	Texas
Jon Richardson	9/11/71	18	103	5.7	0	California
Bill Burnett	11/15/69	26	103	4.0	2	SMU
Rakeem Boyd	**10/6/18**	**15**	**102**	**6.8**	**0**	**Alabama**
Felix Jones	10/8/05	14	102	7.3	2	Louisiana Monroe
Matt Jones	9/13/03	12	102	8.5	1	Texas
Bobby Burnett	11/13/65	26	102	3.9	1	SMU
Jack Brasuell	10/10/64	32	102	3.2	1	Baylor
Felix Jones	10/20/07	15	101	6.7	2	Ole Miss
Cedric Cobbs	11/17/01	18	101	5.6	3	Mississippi State
Quinn Grovey	10/15/88	18	101	5.6	1	Texas
Gary Anderson	10/11/80	13	101	7.8	0	Wichita State
Rolland Fuchs	11/15/75	24	101	4.2	0	SMU
Richard Miller	10/27/28	11	101	9.2	0	Texas
Rawleigh Williams III	10/3/15	14	100	7.1	0	Tennessee
Cedric Cobbs	11/3/01	22	100	4.5	2	Ole Miss
Roland Sales	10/29/79	15	100	6.7	2	Tulsa
Jerry Eckwood	9/23/78	14	100	7.1	0	Oklahoma State
Ike Forte	10/12/74	18	100	5.6	0	Baylor
Bill Burnett	11/27/69	20	100	5.0	3	Texas Tech
Gerald Nesbitt	10/26/57	18	100	5.6	0	Ole Miss

INDIVIDUAL PASSING RECORDS

ATTEMPTS

GAME

1.	59	Tyler Wilson at Texas A&M	2012
2.	53	Brandon Allen vs. Toledo	2015
3.	52	Tyler Wilson vs. LSU	2012
	52	Clint Stoerner at Alabama	1999
5.	51	Tyler Wilson vs. Texas A&M	2011
	51	Joe Ferguson vs. Texas A&M	1971
7.	47	Ryan Mallett vs. Ohio State	2010
8.	45	Brandon Allen at Ole Miss	2013
	45	Brandon Allen vs. Georgia	2014
10.	44	Ryan Mallett vs. Vanderbilt	2010

SEASON

1.	438	Tyler Wilson	2011
2.	411	Ryan Mallett	2010
3.	403	Ryan Mallett	2009
4.	401	Austin Allen	2016
	401	Tyler Wilson	2012
6.	357	Casey Dick	2008
	357	Clint Stoerner	1997
8.	370	Brandon Allen	2015
9.	339	Brandon Allen	2014
10.	317	Clint Stoerner	1999

CAREER

1.	1,023	Clint Stoerner	1996-99
2.	1,016	Brandon Allen	2012-15
3.	948	Tyler Wilson	2008-12
4.	856	Barry Lunney Jr.	1992-95
5.	850	Casey Dick	2005-08
6.	814	Ryan Mallett	2009-10
7.	755	Matt Jones	2001-04
8.	644	Brad Taylor	1981-84
9.	611	Joe Ferguson	1970-72
10.	607	Austin Allen	2014-17

PASS COMPLETIONS

GAME

1.	33	Brandon Allen at Ole Miss	2015
2.	32	Brandon Allen vs. Toledo	2015
	32	Tyler Wilson vs. Mississippi State	2011
4.	31	Tyler Wilson vs. LSU	2012
	31	Joe Ferguson vs. Texas A&M	1971
6.	30	Tyler Wilson vs. Texas A&M	2011
7.	29	Tyler Wilson at Texas A&M	2012
8.	28	Brandon Allen vs. Georgia	2014
	28	Ryan Mallett vs. Louisiana Monroe	2010
10.	27	Tyler Wilson vs. Vanderbilt	2011
	27	Ryan Mallett at Vanderbilt	2010
	27	Ryan Mallett vs. Texas A&M	2010
	27	Clint Stoerner vs. LSU	1998

SEASON

1.	277	Tyler Wilson	2011
2.	266	Ryan Mallett	2010
3.	249	Tyler Wilson	2012
4.	245	Austin Allen	2016
5.	244	Brandon Allen	2015
6.	225	Ryan Mallett	2009
7.	205	Casey Dick	2008
8.	190	Brandon Allen	2014
9.	180	Barry Lunney Jr.	1995
10.	177	Clint Stoerner	1999



BRANDON ALLEN broke Arkansas' single-game record with six touchdown passes at Ole Miss (Nov. 7, 2015) and his own record two weeks later with seven touchdown passes against Mississippi State (Nov. 21, 2015) to equal the SEC record.

CAREER

1.	593	Tyler Wilson	2008-12
2.	583	Brandon Allen	2012-15
3.	528	Clint Stoerner	1996-99
4.	491	Ryan Mallett	2009-10
5.	476	Barry Lunney Jr.	1992-95
6.	473	Casey Dick	2005-08
7.	417	Matt Jones	2001-04
8.	359	Austin Allen	2014-17
9.	337	Bill Montgomery	1968-70
10.	333	Brad Taylor	1981-84

COMPLETION PERCENTAGE

GAME (13-19 PASS ATT.)

1.	.875	Ryan Mallett (14-16) vs. Eastern Michigan	2009
2.	.857	Billy Moore (12-14) vs. Tulsa	1962
3.	.846	Brad Taylor (11-13) vs. Tulsa	1984
4.	.823	Casey Dick (14-17) vs. Mississippi State	2007
5.	.813	Matt Jones (13-16) vs. New Mexico State	2004
6.	.812	Clint Stoerner (13-16) vs. South Carolina	1999
7.	.800	Mitch Mustain (12-15) vs. Ole Miss	2006
	.800	Kevin Scanlon (12-15) at Texas A&M	1979
	.800	Joe Ferguson (12-15) vs. North Texas	1972
	.800	Bill Montgomery (12-15) vs. Oklahoma State	1970

GAME (MIN. 20 PASS ATT.)

1.	.875	Ryan Mallett (21-24) vs. Tennessee Tech	2010
2.	.852	Ryan Mallett (23-27) vs. South Carolina	2009
3.	.818	Ronny South (18-22) vs. Texas A&M	1967
4.	.815	Barry Lunney Jr. (22-27) vs. Tennessee	1995
5.	.800	Brandon Allen (20-25) vs. Texas A&M	2015
	.800	Kevin Scanlon (16-20) vs. Rice	1979
7.	.793	Tyler Wilson (23-29) at Mississippi State	2012
8.	.773	Ryan Mallett (17-22) vs. Missouri State	2009
	.773	Robby Hampton (17-22) vs. SW Missouri State	2000
10.	.769	Brandon Allen (20-26) vs. Kansas State	2015

SEASON (MIN. 100 PASS ATT.)

1.	.662	Kevin Scanlon (92-139)	1979
2.	.659	Brandon Allen (244-370)	2015
3.	.647	Ryan Mallett (266-411)	2010
4.	.632	Tyler Wilson (277-438)	2011
5.	.625	Jack Robbins (95-162)	1935
6.	.621	Tyler Wilson (249-401)	2012
7.	.616	Barry Lunney Jr. (180-292)	1995
8.	.615	Greg Thomas (67-109)	1986
9.	.611	Austin Allen (245-401)	2016
10.	.602	Ron Calcagni (62-103)	1978

PASSING YARDS

GAME

1.	510	Tyler Wilson vs. Texas A&M	2011
2.	442	Brandon Allen at Ole Miss	2015
3.	419	Tyler Wilson vs. Rutgers	2012
4.	412	Brandon Allen vs. Toledo	2015
5.	409	Ryan Mallett vs. Vanderbilt	2010
6.	408	Ryan Mallett vs. Georgia	2009
7.	406	Brandon Allen vs. Mississippi State	2015
8.	405	Ryan Mallett vs. Troy	2009
9.	400	Austin Allen vs. Alabama	2016
	400	Ryan Mallett vs. Louisiana Monroe	2010

SEASON

1.	3,869	Ryan Mallett (266-411, 32 TD, 12 INT)	2010
2.	3,638	Tyler Wilson (277-438, 24 TD, 6 INT)	2011
3.	3,624	Ryan Mallett (225-403, 30 TD, 7 INT)	2009
4.	3,440	Brandon Allen (244-370, 30 TD, 8 INT)	2015
5.	3,430	Austin Allen (245-401, 35 TD, 15 INT)	2016
6.	3,387	Tyler Wilson (249-401, 21 TD, 13 INT)	2012
7.	2,629	Clint Stoerner (167-312, 26 TD, 8 INT)	1998
8.	2,586	Casey Dick (205-357, 13 TD, 14 INT)	2008
9.	2,347	Clint Stoerner (173-357, 12 TD, 13 INT)	1997
10.	2,293	Clint Stoerner (177-317, 19 TD, 10 INT)	1999

INDIVIDUAL PASSING RECORDS

CAREER

1.	7,765	Tyler Wilson	2008-12
2.	7,493	Ryan Mallett	2009-10
3.	7,463	Brandon Allen	2012-15
4.	7,422	Clint Stoerner	1996-99
5.	5,857	Matt Jones	2001-04
6.	5,856	Casey Dick	2005-08
7.	5,782	Barry Lunney Jr.	1992-95
8.	5,045	Austin Allen	2014-17
9.	4,802	Brad Taylor	1981-84
10.	4,590	Bill Montgomery	1968-70

TOUCHDOWN PASSES

GAME

1.	7	Brandon Allen vs. Mississippi State	2015
2.	6	Brandon Allen at Ole Miss	2015
3.	5	Tyler Wilson vs. Kentucky	2012
	5	Ryan Mallett vs. UTEP	2010
	5	Ryan Mallett vs. Mississippi State	2009
	5	Ryan Mallett vs. Troy	2009
	5	Ryan Mallett vs. Georgia	2009
8.	4	Brandon Allen vs. Nicholls	2014
	4	Tyler Wilson at Auburn	2010
	4	Ryan Mallett vs. Texas A&M	2009
	4	Casey Dick vs. Mississippi State	2007
	4	Matt Jones vs. Louisiana Monroe	2004
	4	Robby Hampton vs. Louisiana Monroe	2000
	4	Brad Taylor vs. Rice	1983
	4	Joe Ferguson at TCU	1972
	4	Ronny South vs. SMU	1967

SEASON

1.	32	Ryan Mallett	2010
2.	30	Brandon Allen	2015
	30	Ryan Mallett	2009
4.	26	Clint Stoerner	1998
5.	25	Austin Allen	2016
6.	24	Tyler Wilson	2011
7.	21	Tyler Wilson	2012
8.	20	Brandon Allen	2014
9.	19	Clint Stoerner	1999
10.	18	Casey Dick	2007
	18	Matt Jones	2003
	18	Quinn Grovey	1990

CAREER

1.	64	Brandon Allen	2012-15
2.	62	Ryan Mallett	2009-10
3.	57	Clint Stoerner	1996-99
4.	53	Matt Jones	2001-04
5.	52	Tyler Wilson	2008-12
6.	47	Casey Dick	2005-08
7.	36	Austin Allen	2014-17
8.	33	Barry Lunney Jr.	1992-95
9.	29	Quinn Grovey	1987-90
	29	Bill Montgomery	1968-70

CONSECUTIVE PASSES W/O INT

1.	184	Tyler Wilson	2011
2.	146	Austin Allen	2016
3.	141	Ryan Mallett	2009
4.	134	Brandon Allen	2014-15
	134	Clint Stoerner	1997-98

300-YARD PASSING GAMES

SEASON

1.	9	Ryan Mallett	2010
2.	5	Brandon Allen	2015
	5	Tyler Wilson	2012
	5	Ryan Mallett	2009
5.	4	Austin Allen	2016
	4	Tyler Wilson	2011

SEASON – SEC GAMES

1.	6	Ryan Mallett	2010
2.	4	Austin Allen	2016
3.	3	Tyler Wilson	2012
	3	Ryan Mallett	2009
5.	2	Brandon Allen	2015
	2	Tyler Wilson	2011

CAREER

1.	14	Ryan Mallett	2009-10
2.	10	Tyler Wilson	2008-12
3.	5	Austin Allen	2014-17
	5	Brandon Allen	2012-15
5.	4	Clint Stoerner	1996-99

CAREER – SEC GAMES

1.	9	Ryan Mallett	2009-10
2.	6	Tyler Wilson	2008-12
3.	5	Austin Allen	2014-17
4.	4	Clint Stoerner	1996-99
5.	2	Brandon Allen	2012-15



RYAN MALLETT is one of just six quarterbacks in SEC history to throw 30 or more touchdown passes in a single season twice and is Arkansas' all-time leader with 14 300-yard passing games.

300-YARD PASSING GAMES (47)



TYLER WILSON holds the school record for single-game passing yards with 510 against Texas A&M in 2011.



In his first season as a starter in 2016, **AUSTIN ALLEN** led the SEC with 3,430 yards passing thanks to four 300-yard games in conference play.

Player	Date	Att	Comp	Yds	TD	Int	Opponent
Tyler Wilson	10/1/11	51	30	510	3	0	Texas A&M
Brandon Allen	11/7/15	45	33	442	6	0	Ole Miss
Tyler Wilson	9/22/12	39	20	419	3	2	Rutgers
Brandon Allen	9/12/15	53	32	412	0	1	Toledo
Ryan Mallett	10/30/10	44	27	409	3	0	Vanderbilt
Ryan Mallett	9/19/09	39	21	408	5	0	Georgia
Brandon Allen	11/21/15	43	30	406	7	0	Mississippi State
Ryan Mallett	11/14/09	30	23	405	5	1	Troy
Ryan Mallett	9/11/10	43	28	400	3	1	Louisiana Monroe
Austin Allen	10/8/16	25	48	400	3	3	Alabama
Clint Stoerner	11/28/97	38	18	387	2	0	LSU
Casey Dick	11/1/08	38	25	385	1	1	Tulsa
Ryan Mallett	9/18/10	33	21	380	3	0	Georgia
Tyler Wilson	9/29/12	59	29	373	1	2	Texas A&M
Tyler Wilson	10/13/12	31	23	372	5	0	Kentucky
Austin Allen	9/24/16	28	42	371	2	0	Texas A&M
Tyler Wilson	9/1/12	27	19	367	3	0	Jacksonville State
Tyler Wilson	11/19/11	43	32	365	3	0	Mississippi State
Tyler Wilson	11/23/12	52	31	369	1	1	LSU
Ryan Mallett	9/25/10	38	25	357	1	3	Alabama
Austin Allen	11/25/16	24	39	348	1	2	Missouri
Joe Ferguson	10/30/71	51	31	345	0	1	Texas A&M
Bill Montgomery	1/1/70	34	17	338	2	1	Ole Miss
Ronny South	11/25/67	33	18	335	3	2	Texas Tech

Player	Date	Att	Comp	Yds	TD	Int	Opponent
Clint Stoerner	11/27/98	38	27	334	2	0	LSU
Nathan Dick	11/22/08	43	25	333	3	1	Mississippi State
Tyler Wilson	10/16/10	34	25	332	4	2	Auburn
Ryan Mallett	11/7/09	27	23	329	0	0	South Carolina
Clint Stoerner	10/25/97	43	20	325	2	1	Auburn
Casey Dick	9/2/08	34	22	323	2	0	Louisiana Monroe
Ryan Mallett	11/27/10	23	13	320	3	2	LSU
Casey Dick	8/30/08	41	25	318	2	1	Western Illinois
Tyler Wilson	10/29/11	43	27	316	1	0	Vanderbilt
Clint Stoerner	9/25/99	52	24	316	1	1	Alabama
Brandon Allen	1/2/16	20	26	315	1	1	Kansas State
Austin Allen	11/24/17	14	29	313	2	1	Missouri
Ryan Mallett	11/21/09	34	18	313	5	2	Mississippi State
Ryan Mallett	10/9/10	38	27	310	3	1	Texas A&M
Ryan Mallett	9/5/09	22	17	309	1	0	Missouri State
Brandon Allen	9/5/15	18	14	308	4	0	UTEP
Brad Taylor	12/28/81	29	14	307	2	0	North Carolina
Ryan Mallett	11/20/10	26	17	305	3	1	Mississippi State
Joe Ferguson	10/7/72	32	20	304	4	0	TCU
Austin Allen	11/19/16	18	25	303	2	0	Mississippi State
Tyler Wilson	9/17/11	36	23	303	2	1	Troy
Ryan Mallett	11/6/10	30	21	303	1	1	South Carolina
Ryan Mallett	9/4/10	24	21	301	3	1	Tennessee Tech

INDIVIDUAL RECEIVING RECORDS

RECEPTIONS

GAME

1.	13	Jarius Wright vs. Texas A&M (281 yards, 2 TD)	2011
	13	James Shibest at SMU (199 yards, 2 TD)	1984
	13	Wear Schoonover at Baylor (152 yards, 0 TD)	1929
4.	12	Cobi Hamilton vs. Ole Miss (146 yards, 0 TD)	2012
	12	Greg Childs vs. Louisiana Monroe (146 yards, 2 TD)	2010
	12	Mike Reppond at Rice (204 yards, 0 TD)	1971
	12	Chuck Dicus vs. Georgia (169 yards, 1 TD)	1968
8.	11	Cobi Hamilton vs. Tulsa (177 yards, 0 TD)	2012
	11	Cobi Hamilton at Texas A&M (162 yards, 0 TD)	2012
10.	10	Cobi Hamilton vs. LSU (98 yards, 0 TD)	2012
	10	Cobi Hamilton vs. Rutgers (303 yards, 3 TD)	2012
	10	Jarius Wright at Vanderbilt (135 yards, 1 TD)	2011
	10	Lucas Miller at Mississippi State (201 yards, 1 TD)	2008
	10	D.J. Williams vs. Ole Miss (129 yards, 0 TD)	2008
	10	Bobby Joe Edmonds vs. Auburn (68 yards, 0 TD)	1983
	10	Bobby Crockett vs. LSU (129 yards, 1 TD)	1965

SEASON

1.	90	Cobi Hamilton (1,335 yards, 5 TD)	2012
2.	66	Jarius Wright (1,117 yards, 12 TD)	2011
3.	65	Drew Morgan (739 yards, 3 TD)	2016
4.	63	Drew Morgan (843 yards, 10 TD)	2015
5.	62	J.J. Meadors (584 yards, 2 TD)	1995
6.	61	D.J. Williams (723 yards, 3 TD)	2008
7.	56	Mike Reppond (986 yards, 3 TD)	1971
8.	54	Joe Adams (625 yards, 3 TD)	2011
	54	D.J. Williams (627 yards, 4 TD)	2010
10.	52	Boo Williams (739 yards, 7 TD)	2000

CAREER

1.	175	Cobi Hamilton (2,854 yards, 18 TD)	2009-12
2.	168	Jarius Wright (2,934 yards, 24 TD)	2008-11
3.	164	Joe Adams (2,410 yards, 17 TD)	2008-11
4.	153	Anthony Eubanks (2,440 yards, 16 TD)	1994-97
5.	152	D.J. Williams (1,855 yards, 10 TD)	2007-10
6.	144	George Wilson (2,151 yards, 16 TD)	2000-03
7.	138	Drew Morgan (1,763 yards, 14 TD)	2013-16
	138	Marcus Monk (2,151 yards, 27 TD)	2004-07
9.	137	Anthony Lucas (2,879 yards, 23 TD)	1996-99
10.	135	Richard Smith (1,858 yards, 17 TD)	2000-03

RECEIVING YARDS

GAME

1.	303	Cobi Hamilton vs. Rutgers (10 catches, 3 TD)	2012
2.	281	Jarius Wright vs. Texas A&M (13 catches, 2 TD)	2011
3.	204	Mike Reppond vs. Rice (12 catches, 0 TD)	1971
4.	201	Lucas Miller at Mississippi State (10 catches, 1 TD)	2008
5.	199	James Shibest at SMU (13 catches, 2 TD)	1984
6.	194	Anthony Lucas at SMU (6 catches, 3 TD)	1999
7.	193	Chuck Dicus vs. Rice (8 catches, 2 TD)	1968
8.	192	Marcus Monk at South Carolina (8 catches, 1 TD)	2006
9.	177	Cobi Hamilton vs. Tulsa (11 catches, 0 TD)	2012
	177	Anthony Lucas at Ole Miss (4 catches 2 TD)	1998

SEASON

1.	1,335	Cobi Hamilton (90 catches, 5 TD)	2012
2.	1,117	Jarius Wright (66 catches, 12 TD)	2011
3.	1,004	Anthony Lucas (43 catches, 10 TD)	1998
4.	986	Mike Reppond (56 catches, 3 TD)	1971
5.	962	Marcus Monk (50 catches, 11 TD)	2006
6.	907	James Shibest (51 catches, 7 TD)	1984
7.	900	George Wilson (50 catches, 6 TD)	2003
8.	897	Derek Russell (43 catches, 8 TD)	1990
9.	894	Greg Childs (48 catches, 7 TD)	2009
10.	870	Anthony Eubanks (51 catches, 5 TD)	1997



All three of **DREW MORGAN'S** 100-yard receiving games in SEC play came away from home in 2015, and he led the conference with 10 touchdown catches during the regular season.

CAREER

1.	2,934	Jarius Wright (168 catches, 24 TD)	2008-11
2.	2,879	Anthony Lucas (137 catches, 23 TD)	1995-99
3.	2,854	Cobi Hamilton (175 catches, 18 TD)	2009-12
4.	2,440	Anthony Eubanks (153 catches, 16 TD)	1994-97
5.	2,410	Joe Adams (164 catches, 17 TD)	2008-11
6.	2,151	Marcus Monk (138 catches, 27 TD)	2004-07
	2,151	George Wilson (144 catches, 16 TD)	2000-03
8.	2,066	Greg Childs (133 catches, 15 TD)	2008-11
9.	1,920	James Shibest (97 catches, 10 TD)	1983-86
10.	1,874	Derek Russell (91 catches, 16 TD)	1987-90

RECEIVING YARDS

CONSECUTIVE GAMES

1.	465	Cobi Hamilton (303 vs. Rutgers, 162 at Texas A&M)	2012
2.	367	Derek Holloway (141 vs. North Carolina*, 196 vs. Tulsa)	1981
3.	357	Jarius Wright (281 vs. Texas A&M, 76 vs. Auburn)	2011
4.	349	Anthony Lucas (177 vs. Ole Miss, 172 at Tennessee)	1998
5.	329	Marcus Monk (192 at South Carolina, 137 vs. Tennessee)	2006
6.	323	Cobi Hamilton (146 vs. Ole Miss, 177 vs. Tulsa)	2012
7.	317	Cobi Hamilton (14 vs. Alabama, 303 vs. Rutgers)	2012
	317	Chuck Dicus (146 vs. Texas, 171 vs. Ole Miss**)	1969
9.	308	Mike Reppond (137 at Baylor, 171 vs. Texas)	1971
10.	307	Jarius Wright (26 at Alabama, 281 vs. Texas A&M)	2011

* 1981 Gator Bowl | ** 1970 Sugar Bowl

TOUCHDOWN RECEPTIONS

GAME

1.	3	Jeremy Sprinkle vs. Mississippi State	2015
	3	Drew Morgan at Ole Miss	2015
	3	Cobi Hamilton vs. Rutgers	2012
	3	Anthony Lucas at SMU	1999
	3	Alton Baldwin vs. TCU	1945
	3	Alton Baldwin vs. Arkansas A&M	1944

SEASON

1.	12	Jarius Wright	2011
2.	11	Marcus Monk	2006
3.	10	Drew Morgan	2015
	10	Anthony Lucas	1998
5.	8	Keon Hatcher	2016
	8	Derek Russell	1990
	8	Chuck Dicus	1968
8.	7	Joe Adams	2009
	7	Greg Childs	2009
	7	Marcus Monk	2005
	7	Richard Smith	2003
	7	George Wilson	2002
	7	Boo Williams	2000
	7	James Shibest	1984
	7	Jim Benton	1937
	7	Wear Schoonover	1929

CAREER

1.	27	Marcus Monk	2004-07
2.	24	Jarius Wright	2008-11
3.	23	Anthony Lucas	1995-99
4.	18	Keon Hatcher	2012-16
	18	Cobi Hamilton	2009-12
6.	17	Joe Adams	2008-11
	17	Richard Smith	2000-03
8.	16	George Wilson	2000-03
	16	Anthony Eubanks	1994-97
	16	Chuck Dicus	1968-70
	16	Derek Russell	1987-90

100-YARD RECEIVING GAMES

SEASON

1.	5	Anthony Lucas	1998
	5	Anthony Eubanks	1997
3.	4	Cobi Hamilton	2012
	4	Jarius Wright	2011
	4	George Wilson	2003
	4	Mike Reppond	1971
7.	3	Jared Cornelius	2016
	3	Drew Morgan	2015
	3	Joe Adams	2010
	3	Greg Childs	2009
	3	D.J. Williams	2008
	3	Marcus Monk	2006
	3	Anthony Eubanks	1996
	3	Derek Russell	1990
	3	James Shibest	1984
	3	Chuck Dicus	1969

CAREER

1.	11	Anthony Lucas	1995-99
2.	9	Jarius Wright	2008-11
	9	Anthony Eubanks	1994-97
4.	8	Cobi Hamilton	2009-12
5.	7	Joe Adams	2008-11
6.	6	George Wilson	2001-03
7.	5	Greg Childs	2008-11
	5	Derek Russell	1987-90
	5	Chuck Dicus	1968-70
10.	4	Keon Hatcher	2012-16
	4	Hunter Henry	2013-15
	4	D.J. Williams	2007-10
	4	James Shibest	1983-86
	4	Mike Reppond	1970-72

100-YARD RECEIVING GAMES (140)

Player	Date	Rec	Yds	TD	Opponent
Cobi Hamilton	9/22/12	10	303	3	Rutgers
Jarius Wright	10/1/11	13	281	2	Texas A&M
Mike Reppond	11/6/71	12	204	0	Rice
Lucas Miller	11/22/08	10	201	1	Mississippi State
James Shibest	11/24/84	13	199	2	SMU
Derek Holloway	9/11/82	5	196	1	Tulsa
Anthony Lucas	9/4/99	6	194	3	SMU
Chuck Dicus	11/9/68	8	193	2	Rice
Marcus Monk	11/4/06	8	192	1	South Carolina
Cobi Hamilton	11/3/12	11	177	0	Tulsa
Anthony Lucas	11/7/98	4	177	2	Ole Miss
George Wilson	11/1/03	9	172	1	Kentucky
Anthony Lucas	11/14/98	8	172	2	Tennessee
Boo Williams	9/16/00	5	171	2	Boise State
Mike Reppond	10/16/71	8	171	1	Texas
Chuck Dicus	1/1/70	6	171	1	Ole Miss
Chuck Dicus	1/1/69	12	169	1	Georgia
Anthony Eubanks	10/25/97	9	167	1	Auburn
Derek Russell	10/6/90	8	166	2	TCU
Cobi Hamilton	11/27/10	3	164	2	LSU
Greg Childs	10/16/10	9	164	2	Auburn
Derek Russell	10/28/89	6	164	2	Houston
Cobi Hamilton	9/29/12	11	162	0	Texas A&M
James Shibest	9/29/84	9	156	2	Navy
Chuck Dicus	10/4/69	9	156	2	TCU
Drew Morgan	9/26/15	8	155	1	Texas A&M
Wear Schoonover	10/19/29	13	152	0	Baylor
Jonathan Williams	10/13/12	3	150	2	Kentucky
Chuck Dicus	10/3/70	6	150	0	TCU
Anthony Lucas	10/3/98	6	149	1	Kentucky
Max Peacock	11/25/67	7	149	1	Texas Tech
Gary Stiggers	10/28/78	5	148	0	Houston
Cobi Hamilton	10/27/12	12	146	0	Ole Miss
Greg Childs	9/11/10	12	146	2	Louisiana Monroe
Chuck Dicus	12/6/69	9	146	1	Texas
Jared Cornelius	10/8/16	5	146	0	Alabama
Anthony Eubanks	11/28/97	4	142	1	LSU
Greg Childs	9/19/09	5	140	2	Georgia
Jarius Wright	9/5/09	6	139	0	Missouri State
Joe Adams	9/4/10	6	138	2	Tennessee Tech
Anthony Eubanks	10/12/96	8	138	1	Louisiana Tech
D.J. Williams	11/7/09	7	137	0	South Carolina
Marcus Monk	11/11/06	8	137	2	Tennessee
Anthony Lucas	11/28/97	6	137	1	LSU
Derek Russell	10/1/88	4	137	1	TCU
Mike Reppond	10/9/71	5	137	2	Baylor
Bruce Maxwell	1/1/70	9	137	1	Ole Miss
Derek Russell	11/24/90	5	136	1	SMU
Jarius Wright	10/29/11	10	135	1	Vanderbilt
Greg Childs	10/17/09	4	135	1	Florida
Steven Harris	9/18/04	6	133	2	Louisiana Monroe
Mike Reppond	10/2/71	7	133	0	TCU
Lance Alworth	11/18/61	6	133	1	SMU
Jordan Jones	9/1/18	5	132	1	Eastern Illinois
Cobi Hamilton	9/10/11	5	132	1	New Mexico
Jarius Wright	9/25/10	6	131	0	Alabama
Cobi Hamilton	11/21/09	3	131	2	Mississippi State
Joe Adams	9/18/10	6	130	0	Georgia
Anthony Eubanks	9/28/96	8	130	1	Louisiana Monroe
Hunter Henry	11/21/15	7	129	2	Mississippi State
D.J. Williams	11/1/08	6	129	0	Tulsa
D.J. Williams	10/25/08	10	129	0	Ole Miss
Bobby Crockett	1/1/66	10	129	1	LSU
Derek Russell	9/22/90	7	128	0	Tulsa
James Shibest	10/20/84	7	128	1	Texas
J.J. Meadors	9/3/94	5	127	2	SMU
Jim Hodge	9/9/72	7	127	0	Southern California
Jared Cornelius	9/24/16	7	126	1	Texas A&M
Richard Smith	10/5/02	3	125	1	Tennessee
Chuck Dicus	10/11/69	4	125	0	Baylor
Joe Adams	10/22/11	4	124	0	Ole Miss
Greg Childs	11/28/09	5	124	0	LSU
D.J. Williams	9/6/08	5	124	2	Louisiana Monroe
Marcus Monk	9/16/06	5	124	1	Vanderbilt
Richard Smith	10/18/03	6	123	1	Florida
David Dickey	11/25/67	6	123	1	Texas Tech
Jordan Jones	11/24/17	2	122	1	Missouri
Drew Morgan	11/7/15	9	122	3	Ole Miss
Brandon Mitchell	9/1/12	4	122	0	Jacksonville State
Richard Smith	9/6/03	3	122	1	Tulsa
James Shibest	10/4/86	5	121	0	TCU
Joe Adams	1/4/11	9	120	1	Ohio State
Harry Jones	10/1/66	2	120	2	TCU
Bobby Crockett	10/30/65	5	120	1	Texas A&M
Chris Gragg	11/19/11	8	119	1	Mississippi State
Donny Bobo	9/10/77	2	119	1	New Mexico State
Floyd Sagely	11/28/53	6	118	1	Tulsa
Hunter Henry	9/12/15	8	117	0	Toledo
Jonathan Nance	10/7/17	8	116	1	South Carolina
Jim Benton	11/20/37	8	116	0	George Washington
George Wilson	11/23/01	7	115	1	LSU
Jim Hodge	11/14/70	4	115	0	SMU
Steven Harris	10/2/04	6	114	0	Florida
Anthony Lucas	9/5/98	4	113	2	Louisiana Lafayette
Gerald McMurray	11/7/81	5	113	0	Baylor
Jarius Wright	11/1/08	5	112	0	Tulsa
Cobi Hamilton	11/6/10	7	111	1	South Carolina
George Wilson	9/13/03	5	111	1	Texas
George Wilson	12/30/02	8	111	1	Minnesota
Boo Williams	9/2/00	4	111	1	Southwest Missouri State
Anthony Eubanks	10/5/96	6	111	0	Florida
Anthony Lucas	10/7/95	4	111	2	Tennessee
Drew Morgan	10/3/15	5	110	0	Tennessee
Hunter Henry	11/1/14	7	110	0	Mississippi State
Chris Gragg	9/1/12	7	110	2	Jacksonville State
Joe Adams	10/3/09	3	110	0	Texas A&M
Gary Anderson	10/9/82	4	110	1	Texas Tech
Hunter Henry	9/28/13	4	109	0	Texas A&M
Joe Adams	9/17/11	8	109	1	Troy
Joe Adams	10/31/09	3	109	2	Eastern Michigan
Jarius Wright	9/3/11	6	108	2	Missouri State
Jarius Wright	9/19/09	4	108	1	Georgia
Anthony Eubanks	10/28/95	8	108	1	Auburn
Donnie Centers	11/1/86	3	108	1	Rice
Donnie Centers	9/27/86	4	108	1	New Mexico State
Keon Hatcher	9/20/14	6	107	1	Northern Illinois
Keon Hatcher	9/5/15	6	106	2	UTEP
Anthony Lucas	9/23/95	6	106	1	Memphis
Lewis Carpenter	9/27/52	3	106	1	Houston
Jared Cornelius	10/1/16	4	106	2	Alcorn State
Keon Hatcher	11/25/16	3	106	0	Missouri
Dominique Reed	11/7/15	7	105	2	Ole Miss
Jarius Wright	11/20/10	2	105	1	Mississippi State
George Wilson	11/3/01	8	105	1	Ole Miss
Keon Hatcher	12/29/16	6	105	1	Virginia Tech
George Wilson	10/25/03	6	104	0	Ole Miss
Anthony Eubanks	9/20/97	7	104	1	Alabama
Jarius Wright	11/5/11	4	103	2	South Carolina
Anthony Lucas	10/14/95	5	103	0	Ole Miss
Anthony Lucas	11/6/99	6	102	0	Ole Miss
Bobby Nichols	10/30/71	9	102	0	Texas A&M
Bobby Crockett	10/16/65	8	102	1	Texas
Cedric Washington	11/20/04	5	101	0	Mississippi State
Anthony Eubanks	11/6/97	7	101	1	Ole Miss
Bobby Duckworth	9/20/80	4	101	1	Oklahoma State
Jonathan Nance	9/23/17	3	100	1	Texas A&M
George Wilson	9/20/03	4	100	1	North Texas
Anthony Lucas	9/19/98	3	100	1	SMU
Anthony Eubanks	9/27/97	5	100	1	Louisiana Tech
Donny Bobo	10/1/77	5	100	1	TCU



COBI HAMILTON set the Razorback single-game receiving record with 303 yards on 10 receptions against Rutgers in 2012. The 303 receiving yards is still an SEC record.

INDIVIDUAL TOTAL OFFENSE RECORDS

PLAYS

GAME

1.	62	Tyler Wilson at Texas A&M (3 rushes, 59 passes, 1 TD)	2012
2.	61	Tyler Wilson vs. LSU (9 rushes, 52 passes, 1 TD)	2012
3.	57	Tyler Wilson vs. Texas A&M (6 rushes, 51 passes, 3 TD)	2011
4.	56	Brandon Allen vs. Toledo (3 rushes, 53 passes, 0 TD)	2015
	56	Joe Ferguson vs. Texas A&M (5 rushes, 51 passes, 1 TD)	1971
6.	54	Clint Stoerner at Alabama (2 rushes, 52 passes, 1 TD)	1999
	54	Clint Stoerner at Ole Miss (15 rushes, 39 passes, 0 TD)	1997
	54	Clint Stoerner vs. Auburn (11 rushes, 43 passes, 2 TD)	1997
	54	Bill Montgomery at Texas (19 rushes, 35 passes, 1 TD)	1968
10.	53	Cole Kelley at Alabama (11 rushes, 42 passes, TD)	2017

SEASON

1.	498	Tyler Wilson (60 rushes, 438 passes, 28 TD)	2011
2.	466	Austin Allen (65 rushes, 401 passes, 27 TD)	2016
3.	461	Ryan Mallett (58 rushes, 403 passes, 32 TD)	2009
4.	455	Ryan Mallett (44 rushes, 411 passes, 36 TD)	2010
5.	442	Tyler Wilson (41 rushes, 401 passes, 21 TD)	2012
6.	438	Clint Stoerner (81 rushes, 357 passes, 14 TD)	1997
7.	429	Casey Dick (72 rushes, 357 passes, 16 TD)	2008
8.	426	Brandon Allen (56 rushes, 370 passes, 31 TD)	2015
9.	404	Barry Lunney Jr. (112 rushes, 292 passes, 15 TD)	1995
10.	381	Brandon Allen (42 rushes, 339 passes, 20 TD)	2014

CAREER

1.	1,200	Clint Stoerner (177 rushes, 1,023 passes, 62 TD)	1996-99
2.	1,192	Barry Lunney Jr. (336 rushes, 856 passes, 40 TD)	1992-95
3.	1,151	Brandon Allen (135 rushes, 1,016 passes, 68 TD)	2012-15
4.	1,137	Matt Jones (382 rushes, 755 passes, 77 TD)	2001-04
5.	1,058	Tyler Wilson (110 rushes, 948 passes, 56 TD)	2008-12
6.	978	Quinn Grovey (452 rushes, 526 passes, 50 TD)	1987-90
7.	973	Brad Taylor (329 rushes, 644 passes, 35 TD)	1981-84
8.	959	Casey Dick (105 rushes, 850 passes, 4 rec, 51 TD)	2005-08
9.	916	Ryan Mallett (102 rushes, 814 passes, 68 TD)	2009-10
10.	896	Bill Montgomery (294 rushes, 602 passes, 42 TD)	1981-84

YARDS

GAME

1.	481	Tyler Wilson vs. Texas A&M (-29 rushing, 510 passing, 3 TD)	2011
2.	448	Brandon Allen at Ole Miss (6 rushing, 442 passing, 6 TD)	2015
3.	435	Brandon Allen vs. Toledo (23 rushing, 412 passing, 0 TD)	2015
4.	426	Tyler Wilson vs. Rutgers (7 rushing, 419 passing, 3 TD)	2012
5.	414	Ryan Mallett vs. Georgia (6 rushing, 408 passing, 5 TD)	2009
6.	411	Brandon Allen vs. Miss. St. (5 rushing, 406 passing, 7 TD)	2015
7.	402	Ryan Mallett vs. Vanderbilt (-7 rushing, 409 passing, 3 TD)	2010
8.	401	Ryan Mallett vs. La. Monroe (1 rushing, 400 passing, 4 TD)	2010
9.	397	Tyler Wilson vs. LSU (38 rushing, 359 passing, 1 TD)	2012
10.	386	Ryan Mallett vs. Troy (-19 rushing, 405 passing, 5 TD)	2009

SEASON

1.	3,795	Ryan Mallett (-74 rushing, 3,869 passing, 36 TD)	2010
2.	3,635	Tyler Wilson (-3 rushing, 3,638 passing, 28 TD)	2011
3.	3,595	Ryan Mallett (-29 rushing, 3,624 passing, 32 TD)	2009
4.	3,547	Brandon Allen (107 rushing, 3,440 passing, 31 TD)	2015
5.	3,394	Tyler Wilson (7 rushing, 3,387 passing, 21 TD)	2012
6.	3,304	Austin Allen (-126 rushing, 3,430 passing, 27 TDs)	2016
7.	2,695	Matt Jones (622 rushing, 2,073 passing, 21 TD)	2004
8.	2,624	Matt Jones (707 rushing, 1,917 passing, 26 TD)	2003
9.	2,572	Clint Stoerner (-57 rushing, 2,629 passing, 27 TD)	1998
10.	2,535	Casey Dick (-51 rushing, 2,586 passing, 17 TD)	2008



Arkansas' all-time leader in career yards (8,392) and career touchdowns (77), quarterback **MATT JONES** led the Razorbacks to a 7-1 record when he ran for 100 yards.

CAREER

1.	8,392	Matt Jones (2,535 rushing, 5,947 passing, 77 TD)	2001-04
2.	7,721	Tyler Wilson (-44 rushing, 7,765 passing, 56 TD)	2008-12
3.	7,596	Brandon Allen (133 rushing, 7,463 passing, 68 TD)	2012-15
4.	7,390	Ryan Mallett (-103 rushing, 7,493 passing, 68 TD)	2009-10
5.	7,049	Clint Stoerner (-373 rushing, 7,422 passing, 62 TD)	1996-99
6.	6,242	Quinn Grovey (1,756 rushing, 4,496 passing, 50 TD)	1987-90
7.	5,887	Barry Lunney Jr. (105 rushing, 5,782 passing, 40 TD)	1992-95
8.	5,623	Casey Dick (-233 rushing, 5,856 passing, 51 TD)	2005-08
9.	5,145	Brad Taylor (343 rushing, 4,802 passing, 35 TD)	1981-84
10.	5,052	Bill Montgomery (462 rushing, 4,590 passing, 42 TD)	1968-70

TOUCHDOWN RESPONSIBILITY

GAME

1.	7	Brandon Allen vs. Mississippi State	2015
2.	6	Brandon Allen at Ole Miss	2015
	6	Ryan Mallett vs. UTEP	2010
	6	Madre Hill vs. South Carolina	1995
5.	5	Alex Collins vs. UT Martin	2015
	5	Tyler Wilson vs. Kentucky	2012
	5	Ryan Mallett vs. Mississippi State	2009
	5	Ryan Mallett vs. Troy	2009
	5	Ryan Mallett vs. Georgia	2009
	5	Quinn Grovey vs. Houston	1989
	5	Jessie Clark vs. Baylor	1981
	5	Gene Davidson vs. Oklahoma Mines	1916
	5	Gene Davidson vs. Hendrix	1915

SEASON

1.	36	Ryan Mallett (4 rushing, 32 passing)	2010
2.	32	Ryan Mallett (2 rushing, 30 passing)	2009
3.	31	Brandon Allen (1 rushing, 30 passing)	2015
4.	28	Tyler Wilson (4 rushing, 24 passing)	2011
5.	27	Austin Allen (2 rushing, 25 passing)	2016
	27	Clint Stoerner (1 rushing, 26 passing)	1998
7.	26	Matt Jones (8 rushing, 18 passing)	2003
8.	23	Quinn Grovey (5 rushing, 18 passing)	1990
9.	22	Brandon Allen (2 rushing, 20 passing)	2014
10.	21	Tyler Wilson (0 rushing, 21 passing)	2012
	21	Matt Jones (6 rushing, 15 passing)	2004
	21	Matt Jones (5 rushing, 16 passing)	2002
	21	Clint Stoerner (2 rushing, 19 passing)	1999

CAREER

1.	77	Matt Jones (24 rushing, 53 passing)	2001-04
2.	68	Brandon Allen (4 rushing, 64 passing)	2012-15
	68	Ryan Mallett (6 rushing, 62 passing)	2009-10
4.	62	Clint Stoerner (5 rushing, 57 passing)	1996-99
5.	56	Tyler Wilson (4 rushing, 52 passing)	2008-12
6.	51	Casey Dick (3 rushing, 47 passing, 1 receiving)	2005-08
	51	Darren McFadden (41 rush, 7 pass, 2 rec., 1 ko ret.)	2005-07
8.	50	Quinn Grovey (21 rushing, 29 passing)	1987-90
9.	46	Bill Burnett (46 rushing, 0 passing)	1968-70
10.	42	Bill Montgomery (13 rushing, 29 passing)	1968-70

YARDS PER PLAY

SEASON (MIN. 150 PLAYS)

1.	8.34	Ryan Mallett (455 for 3,795)	2010
2.	8.33	Brandon Allen (426 for 3,547)	2015
3.	8.05	Matt Jones (326 for 2,624)	2003
4.	7.80	Ryan Mallett (461 for 3,595)	2009
5.	7.77	Matt Jones (347 for 2,695)	2004
6.	7.68	Tyler Wilson (442 for 3,394)	2012
7.	7.58	Felix Jones (154 for 1,168)	2006
8.	7.34	Jack Robbins (213 for 1,564)	1935
9.	7.30	Tyler Wilson (498 for 3,635)	2011
10.	7.12	Quinn Grovey (208 for 1,481)	1988

CAREER (MIN. 500 PLAYS)

1.	8.07	Ryan Mallett (916 for 7,390)	2009-10
2.	7.35	Matt Jones (1,137 for 8,352)	2001-04
3.	7.30	Tyler Wilson (1,058 for 7,721)	2008-12
4.	6.60	Brandon Allen (1,151 for 7,596)	2012-15
5.	6.38	Quinn Grovey (978 for 6,242)	1987-90
6.	5.94	Darren McFadden (807 for 4,795)	2005-07
7.	5.91	Jack Robbins (577 for 3,408)	1935-37
8.	5.87	Clint Stoerner (1,200 for 7,049)	1996-99
9.	5.86	Casey Dick (959 for 5,624)	2005-08
10.	5.74	Joe Ferguson (771 for 4,429)	1970-72

INDIVIDUAL ALL-PURPOSE RECORDS

ALL-PURPOSE YARDAGE

GAME

1.	355	Darren McFadden vs. South Carolina (38 plays, 1 TD)	2007
2.	315	Darren McFadden at South Carolina (29 plays, 2 TD)	2006
3.	303	Cobi Hamilton vs. Rutgers (10 plays, 3 TD)	2012
4.	293	Harry Jones vs. Oklahoma State (11 plays, 2 TD)	1965
5.	287	Felix Jones vs. Troy (16 plays, 2 TD)	2007
6.	281	Jarius Wright vs. Texas A&M (13 plays, 2 TD)	2011
7.	271	Dickey Morton at Baylor (28 plays, 2 TD)	1973
8.	259	Alex Collins vs. Kansas State (25 plays, 3 TD)*	2016
9.	253	Michael Smith at Kentucky (40 plays, 2 TD)	2008
10.	252	Dennis Johnson vs. South Carolina (21 plays, 1 TD)	2011

* 2016 AutoZone Liberty Bowl

SEASON

1.	2,310	Darren McFadden (362 plays, 17 TD)	2007
2.	2,058	Darren McFadden (305 plays, 16 TD)	2006
3.	1,990	Felix Jones (171 plays, 13 TD)	2007
4.	1,829	Felix Jones (192 plays, 10 TD)	2006
5.	1,746	Alex Collins (276 plays, 20 TD)	2015
6.	1,604	Dickey Morton (243 plays, 5 TD)	1973
7.	1,583	Madre Hill (330 plays, 16 TD)	1995
8.	1,580	Rawleigh Williams III (260 plays, 13 TDs)	2016
9.	1,513	Darren McFadden (202 plays, 11 TD)	2005
10.	1,472	Lance Alworth (169 plays, 5 TD)	1961

CAREER

1.	5,881	Darren McFadden (869 plays, 44 TD)	2005-07
2.	5,330	Dennis Johnson (527 plays, 20 TD)	2008-12
3.	5,099	Felix Jones (488 plays, 27 TD)	2005-07
4.	4,535	Gary Anderson (630 plays, 19 TD)	1979-82
5.	4,057	Alex Collins (698 plays, 36 TD)	2013-15
6.	4,070	Dickey Morton (647 plays, 17 TD)	1971-73
7.	3,750	Ben Cowins (662 plays, 30 TD)	1975-78
8.	3,657	Cedric Cobbs (636 plays, 28 TD)	1999-2003
9.	3,610	DeCori Birmingham (403 plays, 13 TD)	2001-04
10.	3,583	James Rouse (614 plays, 39 TD)	1985-89

SCORING – POINTS

GAME

1.	36	Madre Hill vs. South Carolina (6 TD)	1995
2.	33	Gene Davidson vs. Oklahoma Mines (5 TD, 3 PAT)	1916
	33	Gene Davidson vs. Hendrix (5 TD, 3 PAT)	1915
4.	30	Alex Collins vs. UT Martin (5 TD)	2015
	30	Jessie Clark vs. Baylor (5 TD)	1981
6.	26	Richard Miller vs. Central Missouri (4 TD, 2 PAT)	1927
	26	Gene Davidson vs. Central Missouri (4 TD, 2 PAT)	1917
8.	24	Rawleigh Williams III at Mississippi St. (4 TD)	2016
	24	Jonathan Williams at Texas Tech (4 TD)	2014
	24	Darren McFadden vs. Florida International (4 TD)	2007
	24	James Rouse vs. New Mexico (4 TD)	1987
	24	Darryl Bowles vs. TCU (4 TD)	1980

SEASON

1.	120	Alex Collins (20 TD)	2015
	120	Bill Burnett (20 TD)	1969
3.	118	Zach Hocker (21 FG, 55 PAT)	2011
4.	109	Alex Tejada (17 FG, 58 PAT)	2007
5.	106	Alex Tejada (16 FG, 58 PAT)	2009
6.	104	Zach Hocker (16 FG, 56 PAT)	2010
7.	102	Darren McFadden (17 TD)	2007
	102	Kendall Trainor (24 FG, 30 PAT)	1988
	102	James Rouse (17 TD)	1987
10.	98	Darren McFadden (16 TD, 1 PAT)	2006
	98	Todd Wright (20 FG, 38 PAT)	1989



DARREN McFADDEN is Arkansas' all-time career leader in all-purpose yards (5,881) and is the only Razorback to ever accumulate more than 2,000 all-purpose yards in a season (2006 and 2007).

CAREER

1.	354	Zach Hocker (61 FG, 171 PAT)	2010-13
2.	294	Bill Burnett (49 TD)	1968-70
3.	280	Steve Little (53 FG, 121 PAT)	1974-77
4.	268	Darren McFadden (44 TD, 2 two-point)	2005-07
5.	267	Todd Wright (60 FG, 87 PAT)	1989-92
6.	264	Kendall Trainor (51 FG, 111 PAT)	1985-88
7.	252	Todd Latourette (47 FG, 111 PAT)	1995-98
8.	247	Alex Tejada (37 FG, 136 PAT)	2007-10
9.	238	James Rouse (39 TD, 2 two-point)	1985-89
10.	220	Ish Ordonez (44 FG, 88 PAT)	1978-80

MOST TOUCHDOWNS

GAME

1.	6	Madre Hill vs. South Carolina	1995
2.	5	Alex Collins vs. UT Martin	2015
	5	Jessie Clark vs. Baylor	1981
	5	Gene Davidson vs. Oklahoma Mines	1916
	5	Gene Davidson vs. Hendrix	1915
6.	4	14 others (Most recent: R. Williams III at Mississippi St.)	2016

SEASON

1.	20	Alex Collins	2015
	20	Bill Burnett	1969
3.	17	Darren McFadden	2007
	17	James Rouse	1987
5.	16	Darren McFadden	2006
	16	Madre Hill	1995
	16	Bill Burnett	1968
	16	David Dickey	1967
	16	Bobby Burnett	1965
10.	14	Jonathan Williams	2014
	14	Knile Davis	2010
	14	Ben Cowins	1977
	14	Billy Moore	1962

CAREER

1.	49	Bill Burnett	1968-70
2.	44	Darren McFadden	2005-07
3.	39	James Rouse	1985-89
4.	36	Alex Collins	2013-15
5.	30	Ben Cowins	1975-78
6.	28	Cedric Cobbs	1999-2003
	28	David Dickey	1966-68
8.	27	Felix Jones	2005-07
	27	Marcus Monk	2004-07
	27	Madre Hill	1994-98

INDIVIDUAL KICKING RECORDS

FIELD GOAL ATTEMPTS

GAME

1.	6	Brennan O'Donohoe at Tennessee (made 3)	2002
	6	Greg Horne vs. Tulsa (made 4)	1984
3.	5	Zach Hocker vs. South Carolina (made 3)	2011
	5	Todd Wright at Tennessee (made 4)	1992
	5	Kendall Trainor vs. Texas A&M (made 5)	1988
	5	Kendall Trainor vs. TCU (made 5)	1988
	5	Steve Little vs. Tulsa (made 3)	1977
	5	Bill McClard vs. SMU (made 3)	1970

SEASON

1.	30	Steve Little (made 19)	1977
2.	27	Zach Hocker (made 21)	2011
	27	Kendall Trainor (made 24)	1988
4.	25	Todd Wright (made 17)	1992
5.	24	Todd Latourette (made 17)	1998
	24	Bruce Lahay (made 19)	1981
7.	23	Alex Tejada (made 17)	2007
	23	Todd Wright (made 20)	1989
	23	Steve Little (made 11)	1976
10.	22	Alex Tejada (made 16)	2009
	22	Greg Horne (made 14)	1983
	22	Ish Ordonez (made 18)	1979
	22	Bill McClard (made 12)	1971

CAREER

1.	89	Steve Little (made 53)	1974-77
2.	79	Zach Hocker (made 61)	2010-13
	79	Todd Wright (made 60)	1989-92
4.	71	Todd Latourette (made 47)	1995-98
5.	69	Kendall Trainor (made 51)	1985-88
6.	62	Ish Ordonez (made 44)	1978-80
7.	54	Alex Tejada (made 37)	2007-10
8.	53	Greg Horne (made 29)	1983-84
9.	46	Bill McClard (made 29)	1969-71
10.	40	Chris Balseiro (made 28)	2002-05

FIELD GOALS MADE

GAME

1.	5	Kendall Trainor vs. Texas A&M (att. 5)	1988
	5	Kendall Trainor vs. TCU (att. 5)	1988
3.	4	Connor Limpert vs. Ole Miss (att. 4)	2018
	4	Chris Balseiro vs. Missouri (att. 4)	2003
	4	Todd Wright at Auburn (att. 4)	1992
	4	Todd Wright at Tennessee (att. 5)	1992
	4	Todd Wright vs. UTEP (att. 4)	1989
	4	Kendall Trainor at Houston (att. 4)	1988
	4	Greg Horne vs. Tulsa (att. 6)	1984
	4	Bruce Lahay at Texas Tech (att. 4)	1981
	4	Steve Little at Rice (att. 4)	1975

SEASON

1.	24	Kendall Trainor (att. 27)	1988
2.	21	Zach Hocker (att. 27)	2011
3.	20	Todd Wright (att. 23)	1989
4.	19	Connor Limpert (att. 24)	2018
	19	Bruce Lahay (att. 24)	1981
	19	Steve Little (att. 30)	1977
7.	18	Ish Ordonez (att. 22)	1978
8.	17	Alex Tejada (att. 23)	2007
	17	Todd Latourette (att. 24)	1998
	17	Todd Wright (att. 25)	1992

CAREER

1.	61	Zach Hocker (att. 79)	2010-13
2.	60	Todd Wright (att. 79)	1989-92
3.	53	Steve Little (att. 89)	1974-77
4.	51	Kendall Trainor (att. 69)	1985-88
5.	47	Todd Latourette (att. 71)	1995-98
6.	44	Ish Ordonez (att. 62)	1978-80
7.	37	Alex Tejada (att. 54)	2007-10
8.	29	Greg Horne (att. 53)	1983-86
	29	Bill McClard (att. 46)	1969-71
10.	28	Chris Balseiro (att. 40)	2002-05

FIELD GOAL PERCENTAGE

SEASON (MIN. 10 MADE)

1.	.889	Kendall Trainor (24-27)	1988
2.	.870	Todd Wright (20-23)	1989
3.	.867	Zach Hocker (13-15)	2013
4.	.842	Zach Hocker (16-19)	2010
5.	.818	Ish Ordonez (18-22)	1979
6.	.792	Connor Limpert (19-24)	2018
	.792	Bruce Lahay (19-24)	1981
8.	.786	Todd Wright (11-14)	1990
9.	.778	Zach Hocker (21-27)	2011
10.	.769	Kendall Trainor (10-13)	1986

CAREER (MIN. 20 MADE)

1.	.772	Zach Hocker (61-79)	2010-13
2.	.759	Todd Wright (60-79)	1989-92
3.	.739	Kendall Trainor (51-69)	1985-88
4.	.710	Ish Ordonez (44-62)	1978-80
5.	.700	Chris Balseiro (28-40)	2002-05
6.	.688	Brennan O'Donohoe (22-32)	2000-02
7.	.682	Alex Tejada (37-54)	2007-10
8.	.662	Todd Latourette (47-71)	1995-98
9.	.630	Bill McClard (29-46)	1969-71
10.	.596	Steve Little (53-89)	1974-77

LONGEST FIELD GOALS

1.	67	Steve Little vs. Texas	1977
2.	61	Steve Little vs. Tulsa	1976
3.	60	Bill McClard vs. SMU	1970
4.	58	Kendall Trainor vs. Miami	1988
5.	57	Steve Little vs. Baylor	1977
	57	Steve Little vs. Oklahoma State	1976
7.	55	Connor Limpert vs. Vanderbilt	2018
	55	Kendall Trainor vs. Tulsa	1986
9.	54	Adam McFain at Auburn	2016
	54	Zach Hocker vs. Mississippi State	2013

MOST CONSECUTIVE FGS MADE

1.	24	Kendall Trainor	1988



ZACH HOCKER finished his career in 2013 as Arkansas' all-time leading scorer, totaling 354 points. Hocker also holds Razorback records for career field goals and field goal percentage.

INDIVIDUAL KICKING RECORDS

PAT ATTEMPTS

GAME

1.	9	Cole Hedlund vs. UT Martin	2015
	9	John Henson vs. Nicholls	2014
	9	Alex Tejada vs. Eastern Michigan	2009
	9	Alex Tejada vs. North Texas	2007
	9	Jeremy Davis vs. Southeast Missouri State	2006
	9	Chris Balseiro vs. New Mexico State	2004
	9	Kendall Trainor vs. Pacific	1988
	9	Elvin Geiser vs. Hendrix	1933
9.	8	Alex Tejada vs. Troy	2009
	8	Bill McClard vs. North Texas State	1971
	8	Bill McClard vs. Wichita State	1970
	8	Bob White vs. Tulsa	1968
	8	Tom McKnelly vs. Tulsa	1963

SEASON

1.	60	Alex Tejada (made 58)	2007
2.	59	Alex Tejada (made 58)	2009
3.	58	Cole Hedlund (made 58)	2015
4.	57	Zach Hocker (made 55)	2011
5.	56	Zach Hocker (made 56)	2010
6.	51	Bill McClard (made 50)	1970
7.	48	Jeremy Davis (made 46)	2006
8.	44	Bill McClard (made 40)	1969
	44	Ronny South (made 42)	1965
10.	41	Chris Balseiro (made 40)	2004
	41	Chris Balseiro (made 40)	2003
	41	Todd Latourette (made 41)	1998
	41	Bob White (made 36)	1968

CAREER

1.	173	Zach Hocker (made 171)	2010-13
2.	140	Alex Tejada (made 136)	2007-10
3.	133	Bill McClard (made 125)	1969-71
4.	131	Steve Little (made 121)	1974-77
5.	116	Kendall Trainor (made 111)	1985-88
6.	114	Chris Balseiro (made 111)	2002-05
7.	113	Todd Latourette (made 111)	1995-98
8.	93	Ish Ordonez (made 88)	1978-80
9.	91	Todd Wright (made 87)	1989-92
10.	89	Bob White (made 76)	1966-68
	89	Tom McKnelly (made 82)	1962-64

PATS MADE

GAME

1.	9	Cole Hedlund vs. UT Martin	2015
	9	John Henson vs. Nicholls	2014
	9	Alex Tejada vs. Eastern Michigan	2009
	9	Alex Tejada vs. North Texas	2007
	9	Jeremy Davis vs. Southeast Missouri State	2006
	9	Chris Balseiro vs. New Mexico State	2004
	9	Kendall Trainor vs. Pacific	1988
	9	Elvin Geiser vs. Hendrix	1933
9.	8	Alex Tejada vs. Troy	2009
	8	Bill McClard vs. Wichita State	1970
	8	Bob White vs. Tulsa	1968
	8	Tom McKnelly vs. Tulsa	1963

SEASON

1.	58	Cole Hedlund (att. 58)	2015
	58	Alex Tejada (att. 59)	2009
	58	Alex Tejada (att. 60)	2007
4.	56	Zach Hocker (att. 56)	2010
5.	55	Zach Hocker (att. 57)	2011
6.	50	Bill McClard (att. 51)	1970
7.	46	Jeremy Davis (att. 48)	2006
8.	42	Ronny South (att. 44)	1965
9.	41	Todd Latourette (att. 41)	1998
10.	40	Chris Balseiro (att. 41)	2004
	40	Chris Balseiro (att. 41)	2003
	40	Bill McClard (att. 44)	1969



ALEX TEJADA registered two of the three highest-scoring seasons in Razorback history in 2007 and 2009 and was named to Arkansas' all-decade team for the 2000s.

CAREER

1.	171	Zach Hocker (att. 173)	2010-13
2.	136	Alex Tejada (att. 141)	2007-10
3.	125	Bill McClard (att. 133)	1969-71
4.	121	Steve Little (att. 131)	1974-77
5.	111	Chris Balseiro (att. 114)	2002-05
	111	Todd Latourette (att. 113)	1995-98
	111	Kendall Trainor (att. 116)	1985-88
8.	88	Ish Ordonez (att. 93)	1978-80
9.	87	Todd Wright (att. 91)	1989-92
10.	83	Cole Hedlund (att. 83)	2015-17

KICK SCORING

GAME

1.	19	Kendall Trainor vs. TCU (5-5 FG, 4-4 PAT)	1988
2.	17	Alex Tejada vs. Troy (4-4 FG, 5-5 PAT)	2007
3.	16	Alex Tejada vs. Florida International (3-3 FG, 7-7 PAT)	2007
4.	15	Todd Wright vs. Texas-El Paso (4-4 FG, 3-4 PAT)	1989
	15	Kendall Trainor vs. Texas A&M (5-5 FG, 0-0 PAT)	1988
6.	14	Zach Hocker vs. Mississippi State (3-4 FG, 5-5 PAT)	2011
	14	Zach Hocker vs. South Carolina (3-5 FG, 5-5 PAT)	2011
	14	Tony Dodson vs. Louisiana Monroe (3-3 FG, 5-5 PAT)	1999
	14	Todd Latourette vs. SMU (3-3 FG, 5-5 PAT)	1998
	14	Kendall Trainor at Houston (4-4 FG, 2-2 PAT)	1988
	14	Bruce Lahay at Texas Tech (4-4 FG, 2-2 PAT)	1981
	14	Steve Little vs. TCU (3-3 FG, 5-5 PAT)	1976
	14	Bill McClard vs. Wichita State (2-2 FG, 8-8 PAT)	1970

SEASON

1.	118	Zach Hocker (21 FG, 55 PAT)	2011
2.	109	Alex Tejada (17 FG, 58 PAT)	2007
3.	106	Alex Tejada (16 FG, 58 PAT)	2009
4.	104	Zach Hocker (16 FG, 56 PAT)	2010
5.	102	Kendall Trainor (24 FG, 30 PAT)	1988
6.	98	Todd Wright (20 FG, 38 PAT)	1989
7.	94	Steve Little (19 FG, 37 PAT)	1977
8.	92	Todd Latourette (17 FG, 41 PAT)	1998
9.	88	Bruce Lahay (19 FG, 31 PAT)	1981
10.	86	Connor Limpert (19 FG, 29 PAT)	2018

CAREER

1.	354	Zach Hocker (61 FG, 171 PAT)	2010-13
2.	280	Steve Little (53 FG, 121 PAT)	1974-77
3.	267	Todd Wright (60 FG, 87 PAT)	1989-92
4.	264	Kendall Trainor (51 FG, 111 PAT)	1985-88
5.	252	Todd Latourette (47 FG, 111 PAT)	1995-98
6.	247	Alex Tejada (37 FG, 136 PAT)	2007-10
7.	220	Ish Ordonez (44 FG, 88 PAT)	1978-80
8.	212	Bill McClard (29 FG, 125 PAT)	1969-71
9.	195	Chris Balseiro (28 FG, 111 PAT)	2002-05
10.	137	Greg Horne (29 FG, 50 PAT)	1983-86

INDIVIDUAL PUNTING RECORDS

PUNTS

GAME

1.	11	Greg Horne at Baylor (445 yards for 40.4 avg)	1984
	11	Bobby Nix at SMU (506 yards for 46.0 avg)	1963
3.	10	Toby Baker at Auburn (415 yards for 41.5 avg)	2016
	10	Toby Baker at Alabama (402 yards for 40.2 avg)	2015
	10	Richie Butler vs. UNLV (434 yards for 43.4 avg)	2001
	10	Drew Toole vs. Rice (365 yards for 36.5 avg)	1972
	10	Lance Alworth vs. Tulsa (301 yards for 30.1 avg)	1961
	10	Lamar McHan vs. Santa Clara (395 yards for 39.5 avg)	1951
	10	Lamar McHan vs. Texas (382 yards for 38.2 avg)	1951
	10	George Cole at Oklahoma State (390 yards for 39.0 avg)	1926
	10	Gene Davidson vs. Oklahoma (245 yards for 24.5 avg)	1915

SEASON

1.	70	Matt Wait (2,935 yards for 41.9 avg.)	1997
2.	69	Richie Butler (2,715 yards for 39.3 avg.)	2002
	69	Matt Wait (2,777 yards for 40.3 avg.)	1996
4.	68	Pete Raether (2,938 yards for 43.2 avg.)	1992
5.	67	Richie Butler (2,848 yards for 42.5 avg.)	2001
6.	65	Richie Butler (2,784 yards for 42.8 avg.)	2000
	65	Pete Raether (2,836 yards for 43.6 avg.)	1991
8.	64	Lamar McHan (2,377 yards for 37.1 avg.)	1951
	64	Aubrey Fowler (2,214 yards for 34.6 avg.)	1946
	64	Kay Eakin (2,448 yards for 38.3 avg.)	1939

CAREER

1.	251	Matt Wait (10,177 yards for 40.5 avg.)	1994-97
2.	231	Richie Butler (9,546 yards for 41.3 avg.)	1999-02
3.	219	Dylan Breeding (9,387 yards for 42.9 avg.)	2009-12
4.	192	Jacob Skinner (7,554 yards for 39.3 avg.)	2003-06
5.	180	Greg Horne (8,000 yards for 44.4 avg.)	1983-86
6.	157	Pete Raether (6,743 yards for 42.9 avg.)	1990-92
7.	145	Lamar McHan (5,504 yards for 38.0 avg.)	1951-53
8.	142	Jeremy Davis (5,842 yards for 41.1 avg.)	2004-08
9.	133	Kay Eakin (5,250 yards for 39.5 avg.)	1937-39
10.	129	Bruce Lahay (5,011 yards for 38.8 avg.)	1978-79, 81

LONGEST PUNTS

1.	86	Steve Cox vs. Texas	1986
2.	83	Pete Raether vs. Louisiana-Lafayette	1991
	83	Harold Cox vs. SMU	1943
4.	81	Lamar McHan vs. Texas	1951
	81	Kay Eakin vs. TCU	1938
6.	80	Allen Meacham vs. Baylor	1988
7.	79	Sam Irwin-Hill vs. South Carolina	2013
	79	Richie Butler vs. Alabama	2002
	79	Jack Robbins vs. TCU	1937
10.	78	Gerald Nesbitt vs. SMU	1955
	78	Louis Schaufele vs. William & Mary	1948
	78	Louis Schaufele vs. Texas A&M	1948

PUNTING YARDAGE

GAME

1.	506	Bobby Nix at SMU (11 punts)	1965
2.	445	Greg Horne at Baylor (11 punts)	1984
3.	434	Richie Butler vs. UNLV (10 punts)	2001
4.	412	Matt Wait vs. South Carolina (9 punts)	1997
5.	402	Toby Baker at Alabama (10 punts)	2015
6.	395	Lamar McHan vs. Santa Clara (10 punts)	1951
7.	390	George Cole vs. Oklahoma State (10 punts)	1926
8.	389	Richie Butler vs. Alabama (8 punts)	2002
9.	382	Lamar McHan vs. Texas (10 punts)	1951
10.	376	Matt Wait at Florida (9 punts)	1997



DYLAN BREEDING was a two-time All-SEC punter for the Razorbacks and ranks in the top five in career punting yardage and punting average.

SEASON

1.	2,938	Pete Raether (68 for 43.2 avg.)	1992
2.	2,935	Matt Wait (70 for 41.9 avg.)	1997
3.	2,848	Richie Butler (67 for 42.5 avg.)	2001
4.	2,836	Pete Raether (65 for 43.6 avg.)	1991
5.	2,797	Steve Little (63 for 44.4 avg.)	1976
6.	2,784	Richie Butler (65 for 42.8 avg.)	2000
7.	2,777	Matt Wait (69 for 40.3 avg.)	1996
8.	2,715	Richie Butler (69 for 39.3 avg.)	2002
9.	2,532	Toby Baker (57 for 44.4 avg)	2016
10.	2,460	Jeremy Davis (57 for 41.1 avg.)	2008

CAREER

1.	10,177	Matt Wait (251 for 40.5 avg.)	1994-97
2.	9,546	Richie Butler (231 for 41.3 avg.)	1999-2002
3.	9,387	Dylan Breeding (219 for 42.9 avg.)	2009-12
4.	8,000	Greg Horne (180 for 44.4 avg.)	1983-86
5.	7,554	Jacob Skinner (192 for 39.3 avg.)	2003-06
6.	6,743	Pete Raether (157 for 42.9 avg.)	1990-92
7.	5,842	Jeremy Davis (142 for 41.1 avg.)	2004-08
8.	5,504	Lamar McHan (145 for 38.0 avg.)	1951-53
9.	5,250	Kay Eakin (133 for 39.5 avg.)	1937-39
10.	5,227	Jacob Skinner (131 for 39.9 avg.)	2003-06

PUNTING AVERAGE

GAME (MIN. 2 PUNTS)

1.	70.0	Steve Cox at Texas (2 punts)	1980
2.	59.0	Allen Meacham at Baylor (2 punts)	1988
3.	58.3	Dylan Breeding vs. Tulsa (3 punts)	2012
4.	57.8	Pete Raether at Texas Tech (4 punts)	1991
5.	57.0	Zach Hocker at Rutgers (3 punts)	2013
6.	56.5	Mike Kirkland at Texas Tech (2 punts)	1972
7.	54.6	Greg Horne at Texas Tech (3 punts)	1983
8.	54.5	Gerald Nesbitt at SMU (2 punts)	1957
9.	53.5	Sam Irwin-Hill vs. South Carolina (4 punts)	2013
	53.5	Richie Butler vs. Boise State (4 punts)	2000

SEASON (MIN. 4 PUNTS PER GAME)

1.	47.2	Greg Horne (49 for 2,313 yards)	1986
2.	46.5	Steve Cox (47 for 2,186 yards)	1980
3.	45.6	Dylan Breeding (53 for 2,416 yards)	2012
4.	45.3	Dylan Breeding (53 for 2,400 yards)	2011
5.	44.4	Toby Baker (57 for 2,532 yards)	2016
	44.4	Steve Little (63 for 2,797 yards)	1976
7.	44.3	Steve Little (48 for 2,127 yards)	1977
8.	43.8	Greg Horne (51 for 2,234 yards)	1984
9.	43.6	Pete Raether (65 for 2,836 yards)	1991
10.	43.2	Jeremy Davis (57 for 2,460 yards)	2008
	43.2	Pete Raether (68 for 2,938 yards)	1992

CAREER (MIN. 85 PUNTS)

1.	45.2	Steve Cox (89 for 4,026 yards)	1979-80
2.	44.4	Greg Horne (180 for 8,000 yards)	1983-86
	44.4	Steve Little (111 for 4,924 yards)	1974-77
4.	43.0	Toby Baker (101 for 4,340 yards)	2014-16
5.	42.9	Dylan Breeding (219 for 9,387 yards)	2009-12
	42.9	Pete Raether (157 for 6,743 yards)	1990-92
7.	42.0	Sam Irwin-Hill (104 for 4,364 yards)	2013-14
8.	41.7	Brad Taylor (99 for 4,131 yards)	1981-83
9.	41.3	Richie Butler (231 for 9,546 yards)	1999-2002
10.	41.1	Jeremy Davis (142 for 5,842 yards)	2004-08

INDIVIDUAL RETURN RECORDS

PUNT RETURNS

GAME

1.	9	Ken Hatfield vs. Rice (89 yards)	1964
2.	8	Bobby Joe Edmonds at Ole Miss (53 yards)	1985
	8	Gary Anderson at Texas Tech (130 yards)	1979
4.	7	Jack Morris vs. North Texas (146 yards)	1971
	7	Gary Adams at TCU (59 yards)	1968
	7	Gary Adams vs. TCU (91 yards)	1967
	7	Gary Adams vs. Oklahoma State (33 yards)	1967
	7	Lance Alworth vs. Tulsa (136 yards)	1961

SEASON

1.	40	Bobby Joe Edmonds (466 yards)	1985
2.	36	Orlando Watters (290 yards)	1992
	36	Vaughn Lusby (294 yards)	1977
4.	34	Gary Anderson (286 yards)	1979
5.	31	Ken Hatfield (518 yards)	1964
6.	29	Gary Anderson (222 yards)	1982
	29	Gary Anderson (252 yards)	1981
	29	Vaughn Lusby (161 yards)	1976
9.	28	DeCori Birmingham (342 yards)	2002
	28	Orlando Watters (157 yards)	1993
	28	Gary Adams (290 yards)	1967
	28	Lance Alworth (336 yards)	1961

CAREER

1.	115	Gary Anderson (1,004 yards)	1979-82
2.	93	Bobby Joe Edmonds (959 yards)	1982-85
3.	86	Vaughn Lusby (625 yards)	1974, 76-78
4.	78	Tim Horton (657 yards)	1986-89
5.	72	Ken Hatfield (1,153 yards)	1962-64
6.	64	Orlando Watters (447 yards)	1991-93
7.	53	Marvin Jackson (594 yards)	2001, 03
8.	52	DeCori Birmingham (546 yards)	2001-04
9.	51	Lance Alworth (690 yards)	1959-61
10.	49	Gary Adams (505 yards)	1966-68

PUNT RETURN YARDAGE

GAME

1.	174	Joe Adams vs. Missouri State (6 returns)	2011
2.	146	Jack Morris vs. North Texas State (7 returns)	1971
3.	136	Lance Alworth vs. Tulsa (7 returns)	1961
4.	134	Terry Stewart vs. Wichita State (4 returns)	1969
5.	130	Gary Anderson at Texas Tech (8 returns)	1979
6.	120	Joe Adams vs. Ole Miss (3 returns)	2010
7.	104	Marvin Jackson at Kentucky (4 returns)	2003
	104	Orlando Watters at South Carolina (5 returns)	1992
9.	102	Marvin Jackson vs. New Mexico State (3 returns)	2003
	102	Michael James vs. SMU (2 returns)	1991

SEASON

1.	518	Ken Hatfield (31 returns)	1964
2.	466	Bobby Joe Edmonds (40 returns)	1985
3.	395	Aubrey Fowler (23 returns)	1947
4.	375	Martine Bercher (24 returns)	1966
5.	350	Ken Hatfield (21 returns)	1963
6.	342	DeCori Birmingham (28 returns)	2002
7.	336	Lance Alworth (28 returns)	1961
8.	329	Marvin Jackson (26 returns)	2003
9.	321	Joe Adams (19 returns)	2011
10.	307	Lance Alworth (18 returns)	1960



An All-SEC selection in 2012, **DENNIS JOHNSON** holds SEC records in both career kickoff returns (119) and career kickoff return yardage (2,784).

CAREER

1.	1,153	Ken Hatfield (72 returns)	1962-64
2.	1,004	Gary Anderson (115 returns)	1979-82
3.	959	Bobby Joe Edmonds (93 returns)	1982-85
4.	690	Lance Alworth (51 returns)	1959-61
5.	657	Tim Horton (78 returns)	1986-89
6.	642	Aubrey Fowler (45 returns)	1946-47
7.	625	Vaughn Lusby (86 returns)	1974, 76-78
8.	594	Marvin Jackson (53 returns)	2001, 03
	594	Johnny Cole (39 returns)	1950-52
10.	570	Joe Adams (36 returns)	2008-11

PUNT RETURN AVERAGE

SEASON (MIN. 15 RETURNS)

1.	18.31	Johnny Cole (16 for 293 yards)	1950
2.	17.17	Aubrey Fowler (23 for 395 yards)	1947
3.	17.06	Lance Alworth (18 for 307 yards)	1960
4.	16.89	Joe Adams (19 for 321 yards)	2011
5.	16.71	Ken Hatfield (31 for 518 yards)	1964
6.	16.67	Ken Hatfield (21 for 350 yards)	1963
7.	15.63	Martine Bercher (24 for 375 yards)	1966
8.	15.56	Joe Adams (16 for 249 yards)	2010
9.	15.53	Johnny Cole (15 for 233 yards)	1951
10.	14.32	Michael James (19 for 272 yards)	1991

CAREER (MIN. 25 RETURNS)

1.	16.01	Ken Hatfield (72 for 1,153 yards)	1962-64
2.	15.83	Joe Adams (36 for 570 yards)	2008-11
3.	15.63	Johnny Cole (38 for 594 yards)	1950-52
4.	15.32	Martine Bercher (25 for 383 yards)	1965-66
5.	14.27	Aubrey Fowler (45 for 642 yards)	1946-47
6.	13.53	Lance Alworth (51 for 690 yards)	1959-61
7.	12.92	Dean Pryor (25 for 323 yards)	1950-52
8.	11.21	Marvin Jackson (53 for 594 yards)	2001, 03
9.	10.50	DeCori Birmingham (52 for 546 yards)	2001-04
10.	10.31	Bobby Joe Edmonds (93 for 959 yards)	1982-85
	10.31	Gary Adams (49 for 505 yards)	1966-68

KICKOFF RETURNS

GAME

1.	8	Cobi Hamilton at Auburn (142 yards)	2010
2.	7	Deon Stewart vs. LSU (117 yards)	2016
	7	D'Arthur Cowan at Mississippi State (108 yards)	2012
	7	Fred Talley vs. Boise State (135 yards)	2000
5.	6	Dennis Johnson vs. LSU (103 yards)	2008
	6	Dennis Johnson at Texas (150 yards)	2008
	6	Dennis Johnson vs. Alabama (142 yards)	2008
	6	DeCori Birmingham vs. Alabama (197 yards)	2002
	6	Steven Harris vs. Ole Miss (124 yards)	2000
	6	Rod Stinson vs. Tennessee (109 yards)	1999
	6	Donnie Centers at Baylor (145 yards)	1986
	6	Carl Miller at SMU (111 yards)	1984

INDIVIDUAL RETURN RECORDS

SEASON

1.	41	Dennis Johnson (905 yards)	2008
2.	40	Dennis Johnson (1,031 yards)	2009
3.	29	De'Vion Warren (765 yards)	2017
4.	28	DeCori Birmingham (638 yards)	2002
5.	25	Cedric Washington (497 yards)	2003
6.	23	Lance Ray (518 yards)	2010
	23	Felix Jones (554 yards)	2006
	23	Barry Foster (445 yards)	1988
9.	22	Felix Jones (652 yards)	2007
	22	Jon Richardson (501 yards)	1972

CAREER

1.	119	Dennis Johnson (2,784 yards)	2008-12
2.	62	Felix Jones (1,749 yards)	2005-07
3.	61	DeCori Birmingham (1,321 yards)	2001-04
4.	55	Derek Holloway (1,209 yards)	1979-82
5.	51	Barry Foster (1,008 yards)	1987-89
6.	43	Carl Miller (1,016 yards)	1983-85
7.	38	Darren McFadden (926 yards)	2005-07
8.	36	Cedric Washington (701 yards)	2003-06
9.	35	Jon Richardson (780 yards)	1970-72
10.	31	Ron Dickerson (776 yards)	1989-92
	31	Lance Alworth (740 yards)	1959-61

KICKOFF RETURN YARDAGE

GAME

1.	197	DeCori Birmingham vs. Alabama (6 returns)	2002
2.	152	Derek Holloway at Houston (4 returns)	1980
3.	150	Dennis Johnson at Texas (6 returns)	2008
4.	147	Felix Jones at Southern California (4 returns)	2005
5.	146	Carl Miller vs. Baylor (3 returns)	1983
6.	145	Dennis Johnson vs. Auburn (3 returns)	2009
	145	Donnie Centers at Baylor (6 returns)	1986
8.	144	Felix Jones vs. Troy (3 returns)	2007
9.	142	Cobi Hamilton at Auburn (8 returns)	2010
10.	142	Dennis Johnson vs. Alabama (6 returns)	2008

SEASON

1.	1,031	Dennis Johnson (40 returns)	2009
2.	905	Dennis Johnson (41 returns)	2008
3.	765	De'Vion Warren (29 returns)	2017
4.	652	Felix Jones (22 returns)	2007
5.	638	DeCori Birmingham (28 returns)	2002
6.	554	Felix Jones (23 returns)	2006
7.	543	Felix Jones (17 returns)	2005
8.	518	Lance Ray (23 returns)	2010
9.	501	Jon Richardson (22 returns)	1972
10.	497	Cedric Washington (25 returns)	2003
	497	Ron Dickerson (20 returns)	1992

CAREER

1.	2,784	Dennis Johnson (119 returns)	2008-12
2.	1,749	Felix Jones (62 returns)	2005-07
3.	1,321	DeCori Birmingham (61 returns)	2001-04
4.	1,209	Derek Holloway (55 returns)	1979-82
5.	1,016	Carl Miller (43 returns)	1982-85
6.	1,008	Barry Foster (51 returns)	1987-89
7.	926	Darren McFadden (38 returns)	2005-07
8.	780	Jon Richardson (35 returns)	1970-72
9.	776	Ron Dickerson (31 returns)	1989-92
10.	765	De'Vion Warren (29 returns)	2017

KICKOFF RETURN AVERAGE

SEASON (MIN. 13 RETURNS)

1.	31.94	Felix Jones (17 for 543 yards)	2005
2.	29.64	Felix Jones (22 for 652 yards)	2007
3.	26.38	De'Vion Warren (29 for 765 yards)	2017
4.	25.78	Dennis Johnson (40 for 1,031 yards)	2009
5.	25.61	Dennis Johnson (18 for 461 yards)	2011
6.	25.57	Marquel Wade (14 for 358 yards)	2011
7.	25.31	Jack Brasuell (13 for 329 yards)	1963
8.	24.85	Ron Dickerson (20 for 497 yards)	1992
9.	24.09	Felix Jones (23 for 554 yards)	2006
10.	23.94	Derek Holloway (17 for 407 yards)	1980

CAREER (MIN. 20 RETURNS)

1.	28.21	Felix Jones (62 for 1,749 yards)	2005-07
2.	26.14	Dickey Morton (22 for 575 yards)	1971-73
3.	25.03	Ron Dickerson (31 for 776 yards)	1989-92
4.	24.80	Korliss Marshall (28 for 693 yards)	2013-14
5.	24.40	Darren McFadden (38 for 926 yards)	2005-07
6.	23.87	Lance Alworth (31 for 740 yards)	1959-61
7.	23.63	Carl Miller (43 for 1,016 yards)	1983-85
8.	23.39	Dennis Johnson (119 for 2,784 yards)	2008-12
9.	22.48	David Dickey (21 for 472 yards)	1966-68
10.	22.29	Jon Richardson (35 for 780 yards)	1970-72

TOTAL RETURNS

GAME

1.	9	Bobby Joe Edmonds at Ole Miss (8 PR, 1 KR)	1985
	9	Ken Hatfield vs. Rice (9 PR, 0 KR)	1964
3.	8	Cobi Hamilton at Auburn (0 PR, 8 KR)	2010
	8	DeCori Birmingham vs. Alabama (2 PR, 6 KR)	2002
	8	Gary Anderson at Texas Tech (8 PR, 0 KR)	1979
	8	Mike Higgins vs. Ole Miss (4 PR, 1 KR)	1994
7.	7	12 times (Most recent: Deon Stewart vs. LSU)	2016

SEASON

1.	56	DeCori Birmingham (28 PR, 28 KR)	2002
2.	50	Gary Anderson (34 PR, 16 KR)	1979
3.	46	Orlando Watters (28 PR, 18 KR)	1993
4.	43	Ken Hatfield (31 PR, 12 KR)	1964
5.	41	Dennis Johnson (0 PR, 41 KR)	2008
	41	Bobby Joe Edmonds (40 PR, 1 KR)	1985
	41	Lance Alworth (28 PR, 13 KR)	1961
8.	40	Dennis Johnson (0 PR, 40 KR)	2009
9.	37	Orlando Watters (36 PR, 1 KR)	1992
10.	36	Vaughn Lusby (36 PR, 0 KR)	1977

CAREER

1.	137	Gary Anderson (115 PR, 22 KR)	1979-82
2.	119	Dennis Johnson (0 PR, 119 KR)	2008-12
3.	113	DeCori Birmingham (52 PR, 61 KR)	2001-04
4.	96	Bobby Joe Edmonds (93 PR, 3 KR)	1982-85
5.	91	Vaughn Lusby (86 PR, 5 KR)	1974, 76-78
	91	Ken Hatfield (72 PR, 19 KR)	1962-64
7.	83	Orlando Watters (64 PR, 19 KR)	1991-92
8.	82	Lance Alworth (51 PR, 31 KR)	1959-61
9.	80	Tim Horton (78 PR, 2 KR)	1986-89
10.	63	Felix Jones (1 PR, 62 KR)	2005-07

TOTAL RETURN YARDAGE

GAME

1.	219	DeCori Birmingham vs. Alabama (8 returns)	2002
2.	174	Joe Adams vs. Missouri State (6 returns)	2011
3.	152	Derek Holloway vs. Houston (4 returns)	1980
4.	150	Dennis Johnson at Texas (6 returns)	2008
5.	147	Felix Jones vs. Southern California (4 returns)	2005
6.	146	Carl Miller vs. Baylor (3 returns)	1983
	146	Jack Morris vs. North Texas (7 returns)	1971
8.	145	Dennis Johnson vs. Auburn (3 returns)	2009
	145	Donnie Centers vs. Baylor (6 returns)	1986
10.	144	Felix Jones vs. Troy (3 returns)	2007

SEASON

1.	1,031	Dennis Johnson (40/1,031 KR)	2009
2.	980	DeCori Birmingham (28/342 PR, 28/638 KR)	2002
3.	905	Dennis Johnson (41/905 KR)	2008
4.	771	Ken Hatfield (31/518 PR, 12/253 KR)	1964
5.	765	De'Vion Warren (29/765 KR)	2017
6.	652	Felix Jones (22/652 KR)	2007
7.	636	Lance Alworth (28/336 PR, 13/300 KR)	1961
8.	635	Lance Alworth (18/307 PR, 14/328 KR)	1960
9.	629	Gary Anderson (34/286 PR, 16/343 KR)	1979
10.	554	Felix Jones (23/554 KR)	2006
	554	Felix Jones (1/11 PR, 17/543 KR)	2005

CAREER

1.	2,784	Dennis Johnson (19/2,784 KR)	2008-12
2.	1,867	DeCori Birmingham (52/546 PR, 61/1,321 KR)	2001-04
3.	1,760	Felix Jones (1/11 PR, 62/1,749 KR)	2005-07
4.	1,604	Ken Hatfield (72/1,153 PR, 19/451 KR)	1962-64
5.	1,461	Gary Anderson (115/1,004 PR, 22/457 KR)	1979-82
6.	1,430	Lance Alworth (51/690 PR, 31/740 KR)	1959-61
7.	1,253	Derek Holloway (4/44 PR, 55/1,209 KR)	1979-82
8.	1,020	Bobby Joe Edmonds (93/959 PR, 3/61 KR)	1982-85
9.	1,016	Carl Miller (43/1,016 KR)	1983-85
10.	1,008	Barry Foster (51/1,008 KR)	1987-89

INDIVIDUAL DEFENSE RECORDS

TACKLES

GAME

1.	29	Ronnie Caveness vs. Texas	1963
2.	25	Ronnie Caveness at Texas	1964
3.	24	Cliff Powell vs. Texas	1969
4.	23	Ronnie Caveness vs. Missouri	1963
5.	22	Ken Hamlin vs. Troy State	2002
	22	Quinton Caver vs. Alabama	2000
	22	Loyd Phillips vs. Tulsa	1965
8.	21	William Hampton vs. Oklahoma State	1977
	21	Ronnie Caveness vs. Baylor	1963
10.	20	Jerry Franklin at Mississippi State	2010
	20	Tony Bua at Georgia	2001
	20	Jermaine Petty at Ole Miss	2001
	20	LaSalle Harper vs. UCLA	1988

SEASON

1.	174	Wayne Harris (62 UT, 112 AT)	1960
2.	159	Ken Hamlin (97 UT, 62 AT)	2002
3.	155	Ronnie Caveness (87 UT, 68 AT)	1964
4.	154	Cliff Powell (72 UT, 82 AT)	1968
	154	Ronnie Caveness (34 UT, 120 AT)	1963
6.	150	Jermaine Petty (85 UT, 65 AT)	2001
7.	140	Rickey Williams (87 UT, 53 AT)	1987
8.	136	Mick Thomas (74 UT, 62 AT)	1990
9.	134	Cliff Powell (70 UT, 64 AT)	1969
10.	133	Caleb Miller (84 UT, 49 AT)	2003

CAREER

1.	408	Tony Bua (248 UT, 160 AT)	2000-03
2.	382	Jerry Franklin (199 UT, 183 AT)	2008-11
3.	381	Ken Hamlin (221 UT, 160 AT)	2000-02
4.	372	Sam Olajubutu (223 UT, 149 AT)	2003-06
5.	368	Caleb Miller (232 UT, 136 AT)	2000-03
6.	367	Cliff Powell (172 UT, 195 AT)	1967-69
7.	357	Ronnie Caveness (133 UT, 224 AT)	1962-64
8.	343	Rickey Williams (210 UT, 133 AT)	1984-87
9.	335	Bert Zinamon (175 UT, 160 AT)	1980-83
10.	330	Mick Thomas (186 UT, 144 AT)	1989-91

TACKLES FOR LOSS

GAME

1.	5	Jermaine Brooks vs. Auburn	2001
	5	Henry Ford vs. Memphis	1993
	5	Mark Smith at Alabama	1993
	5	Wayne Martin vs. Ole Miss	1988
5.	4.5	Desmond Sims vs. South Carolina	2005
6.	4	7 times (most recent: Anthony Leon vs. Tennessee Tech)	2010

SEASON

1.	23	Steven Conley (175 yards)	1995
	23	Henry Ford (116 yards)	1993
3.	20.5	Jamaal Anderson (113 yards)	2006
4.	19	Billy Ray Smith Jr. (128 yards)	1981
	19	Jimmy Walker (125 yards)	1978
6.	18	Wayne Martin (110 yards)	1987
	18	Dan Hampton (62 yards)	1978
8.	17	Billy Ray Smith Jr. (86 yards)	1980
	17	Ray Lee Johnson (89 yards)	1992
10.	16	Junior Soli (53 yards)	1995

CAREER

1.	63	Billy Ray Smith Jr. (343 yards)	1979-82
2.	47.5	Trey Flowers (250 yards)	2011-14
3.	46	Henry Ford (224 yards)	1990-93
4.	37	Wayne Martin (189 yards)	1985-88
	37	Jimmy Walker (216 yards)	1975-78
6.	36	Malcolm Sheppard (124 yards)	2006-09
	36	Caleb Miller (116 yards)	2000-03
	36	Johnnie Meadors (157 yards)	1974-76
9.	35	Steven Conley (251 yards)	1992-95
10.	33	Jeb Huckeba (92 yards)	2001-04



The MVP of the 1989 East-West Shrine Game, **STEVE ATWATER** is Arkansas' all-time leader with 14 career interceptions. Atwater was an eight-time Pro Bowl selection with the Denver Broncos.

SACKS

GAME

1.	5	Wayne Martin vs. Ole Miss	1988

SEASON

1.	14	Steven Conley	1995
	14	Henry Ford	1993
3.	13.5	Jamaal Anderson (95 yards)	2006
4.	13	Wayne Martin	1988
5.	11	Ray Lee Johnson	1992
6.	10	Jake Bequette (88 yards)	2011
7.	9.5	Chris Smith (65 yards)	2012
8.	8.5	Chris Smith (71 yards)	2013
	8.5	Antwain Robinson (63 yards)	2006
10.	8	Deatrich Wise Jr. (43 yards)	2015
	8	Henry Ford	1991

CAREER

1.	25.5	Wayne Martin	1985-88
2.	25	Henry Ford	1990-93
3.	23.5	Jake Bequette (165 yards)	2008-11
4.	21.5	Chris Smith (157 yards)	2010-13
5.	21	Steven Conley	1992-95
6.	19	Marcus Adair	1993-95
7.	18	Trey Flowers (178 yards)	2011-14
	18	Scott Long	1989-92
9.	17.5	Jamaal Anderson (128 yards)	2004-06
10.	16.5	Deatrich Wise Jr. (122 yards)	2012-16

INTERCEPTIONS

GAME

1.	5	Wear Schoonover at Texas A&M	1929
2.	3	Michael Grant vs. Louisiana-Monroe (0 yards)	2006
	3	David Hogue vs. SMU (20 yards)	1970
	3	Louis Campbell vs. Tennessee (12 yards)	1971
	3	Billy Moore at SMU (4 yards)	1961
	3	Kay Eakin vs. SMU (0 yards)	1937
7.	2	33 times (most recent: Henre' Toliver vs. Missouri)	2017

SEASON

1.	10	Jim Rinehart (106 yards, 0 TD)	1949
2.	7	Louis Campbell (86 yards, 1 TD)	1971
	7	Gary Adams (93 yards, 0 TD)	1966
4.	6	Orlando Watters (185 yards, 2 TD)	1993
	6	Patrick Williams (57 yards, 1 TD)	1988
	6	David Hogue (45 yards, 1 TD)	1970
	6	Tommy Trantham (104 yards, 0 TD)	1967
	6	George Walker (90 yards, 0 TD)	1954
9.	5	13 times (most recent: Tramain Thomas)	2011

CAREER

1.	14	Steve Atwater (99 yards, 1 TD)	1985-88
2.	13	Gary Adams (113 yards, 0 TD)	1966-68
3.	12	Tramain Thomas (131 yards, 1 TD)	2008-11
	12	Orlando Watters (250 yards, 3 TD)	1991-93
	12	Louis Campbell (114 yards, 1 TD)	1970-72
	12	Tommy Trantham (300 yards, 0 TD)	1965-67
7.	11	Anthoney Cooney (53 yards, 1 TD)	1986-89
8.	10	Charles Washington (36 yards, 0 TD)	1983-86
	10	George Walker (130 yards, 0 TD)	1954-57
	10	Jim Rinehart (106 yards, 0 TD)	1949-51
	10	Louis Schaufele (183 yards, 0 TD)	1948-50

INTERCEPTION RETURN YARDAGE

GAME

1.	129	Chris Houston at Mississippi State (2 int.)	2006
2.	100	Rohan Gaines vs. Ole Miss (1 int.)	2014
	100	Jerell Norton vs. North Texas (1 int.)	2007
4.	99	Orlando Watters at LSU (1 int.)	1993
5.	98	James Skillern vs. Hendrix (1 int.)	1915
6.	96	Wear Schoonover vs. Centenary (1 int.)	1929
7.	94	Jimmy Fryer at Texas A&M (1 int.)	1970
8.	93	Danny Walters at Houston (1 int.)	1982
9.	92	Floyd Hogan vs. Southern California (2 int.)	1974
	92	Stu Berryhill vs. Wichita State (1 int.)	1966

SEASON

1.	185	Orlando Watters (6 int.)	1993
2.	174	Jerell Norton (5 int.)	2007
3.	158	Tommy Trantham (4 int.)	1965
4.	129	Chris Houston (3 int.)	2006
5.	106	Jim Rinehart (10 int.)	1949
6.	104	Jerry Moore (5 int.)	1968
	104	Tommy Trantham (6 int.)	1967
8.	100	Rohan Gaines (1 int.)	2014
9.	98	Danny Walters (4 int.)	1981
	98	James Skillern (1 int.)	1915

CAREER

1.	300	Tommy Trantham (12 int.)	1965-67
2.	250	Orlando Watters (12 int.)	1991-93
3.	194	Henre' Toliver (8 int.)	2014-17
4.	191	Danny Walters (7 int.)	1981-82
5.	187	Kenoy Kennedy (5 int.)	1996-99
6.	174	Jerell Norton (5 int.)	2006-09
7.	155	Greg Lasker (9 int.)	1982-85
8.	138	Brooks Ellis (4 int.)	2013-16
9.	131	Tramain Thomas (12 int.)	2008-11
10.	129	Chris Houston (3 int.)	2004-06

LONGEST PLAY TOUCHDOWNS



JOE ADAMS scored a touchdown on one of Arkansas' 10 longest pass, rush and punt return plays. His 97-yard punt return touchdown against Ole Miss in 2010 is the longest punt return in Razorback history.

RUSHING

1.	99	Broderick Green vs. Eastern Michigan	2009
2.	92	Joe Adams vs. Auburn	2011
3.	90	Jonathan Williams vs. Nicholls	2014
	90	Billy Moore vs. Tulsa	1962
5.	89	Ben Cowins vs. Houston	1976
6.	88	T.J. Hammonds vs. Coastal Carolina	2017
7.	86	Ralph LaForge vs. Baylor	1932
8.	85	Felix Jones vs. Southeast Missouri State	2006
	85	Aubrey Fowler vs. SMU	1946
10.	84	Alex Collins at Texas Tech	2014

PASSING

1.	92	Matt Jones to Richard Smith vs. Tennessee	2002
2.	89	Ryan Mallett to Jarius Wright vs. Mississippi State	2010
3.	87	Nathan Dick to Lucas Miller vs. Mississippi State	2008
	87	Clint Stoerner to Anthony Lucas vs. SMU	1998
	87	Jimmy Williams to Derek Russell vs. TCU	1988
6.	85	Ryan Mallett to Cobi Hamilton vs. LSU	2010
	85	Ryan Mallett to Joe Adams vs. Tennessee Tech	2010
8.	84	Gordon Long to Alton Baldwin vs. Tulsa	1946
9.	83	Ryan Mallett to Ronnie Wingo Jr. vs. Troy	2009
10.	82	Robert Reed to Carl Johnson vs. Tennessee	1994

PUNT RETURNS

1.	97	Joe Adams vs. Ole Miss	2010
2.	95	Ken Hatfield vs. Tulsa	1963
3.	90	Terry Stewart vs. Wichita State	1969
4.	87	Orlando Watters vs. South Carolina	1992
5.	81	Ken Hatfield vs. Texas	1964
6.	80	Gary Anderson vs. Tulane	1980
	80	Ken Hatfield vs. Texas Tech	1963
8.	79	Gary Adams vs. Baylor	1968
9.	78	Ken Hatfield vs. Texas Tech	1964
10.	75	Michael James vs. Texas Tech	1991
	75	Aubrey Fowler vs. North Texas	1947

KICKOFF RETURNS

1.	100	De'Vion Warren vs. Auburn	2017
	100	Felix Jones vs. Ole Miss	2006
	100	Felix Jones vs. Mississippi State	2005
	100	Madre Hill vs. LSU	1994
	100	Carl Miller vs. Baylor	1983
	100	Jim Mooty vs. Hardin-Simmons	1958
	100	Billy Kyser vs. Hardin-Simmons	1958
	100	Boyd Cypert vs. Missouri School of Mines	1911
	100	Boyd Cypert vs. Drury	1911
10.	99	Oscar Malone vs. Memphis	1992

INTERCEPTION RETURNS

1.	100	Rohan Gaines vs. Ole Miss	2014
	100	Jerell Norton vs. North Texas	2007
3.	99	Orlando Watters vs. LSU	1993
4.	98	James Skillern vs. Hendrix	1915
5.	96	Wear Schoonover vs. Centenary	1929
6.	94	Jimmy Fryer vs. Texas A&M	1970
7.	93	Danny Walters vs. Houston	1982
8.	92	Stu Berryhill vs. Wichita State	1966
9.	91	Herman Bagby vs. Oklahoma State	1923
10.	88	Jermaine Petty vs. Auburn	2001

BLOCKED FG RETURNS

1.	76	Pierre Brown vs. Mississippi State	2004

INDIVIDUAL YEARLY LEADERS

RUSHING

YEAR	PLAYER	ATT	YDS	AVG	TD
2018	Rakeem Boyd, So.	123	734	6.0	2
2017	David Williams, Sr.	117	656	5.6	8
2016	Rawleigh Williams III, So.	245	1,360	5.6	12
2015	Alex Collins, Jr.	271	1,577	5.6	20
2014	Jonathan Williams, Jr.	211	1,190	5.6	12
2013	Alex Collins, Fr.	190	1,026	5.4	4
2012	Dennis Johnson, Sr.	137	757	5.5	8
2011	Dennis Johnson, Jr.	106	670	6.3	3
2010	Knile Davis, So.	204	1,322	6.5	13
2009	Broderick Green, So.	104	442	4.2	11
2008	Michael Smith, Jr.	207	1,072	5.2	8
2007	Darren McFadden, Jr.	325	1,830	5.6	16
2006	Darren McFadden, So.	284	1,647	5.8	14
2005	Darren McFadden, Fr.	176	1,113	6.3	11
2004	Matt Jones, Sr.	83	622	7.5	6
2003	Cedric Cobbs, Sr.	227	1,320	5.8	10
2002	Fred Talley, Sr.	197	1,119	5.7	2
2001	Fred Talley, Jr.	164	774	4.7	4
2000	Fred Talley, So.	137	768	5.6	5
1999	Cedric Cobbs, Fr.	116	668	5.8	3
1998	Chrys Chukwuma, Jr.	149	870	5.8	8
1997	Rod Stinson, Fr.	111	413	3.7	2
1996	Oscar Malone, Sr.	197	814	4.1	4
1995	Madre Hill, So.	307	1,387	4.5	15
1994	Oscar Malone, Jr.	99	597	6.0	3
1993	Oscar Malone, So.	89	555	6.2	5
1992	E.D. Jackson, Sr.	118	466	4.0	2
1991	E.D. Jackson, Jr.	143	641	4.5	1
1990	E.D. Jackson, So.	155	596	3.8	3
1989	James Rouse, Sr.	163	895	5.3	7
1988	Barry Foster, So.	132	660	5.0	8
1987	James Rouse, Jr.	182	1,004	5.5	17
1986	Greg Thomas, Jr.	141	461	3.3	8
1985	James Rouse, Fr.	99	550	5.6	8
1984	Marshall Foreman, So.	183	804	4.4	7
1983	Derek Thomas, Fr.	117	432	3.7	4
1982	Daryl Bowles, Sr.	155	619	4.0	2
1981	Gary Anderson, Jr.	121	616	5.1	1
1980	James Tolbert, Jr.	140	571	4.1	3
1979	Roland Sales, Sr.	138	625	4.6	3
1978	Ben Cowins, Sr.	188	1,006	5.4	6
1977	Ben Cowins, Jr.	220	1,192	5.4	14
1976	Ben Cowins, So.	183	1,162	6.3	7
1975	Ike Forte, Sr.	174	983	5.6	10
1974	Ike Forte, Jr.	187	974	5.3	9
1973	Dickey Morton, Sr.	226	1,298	5.7	5
1972	Dickey Morton, Jr.	242	1,188	4.9	6
1971	Dickey Morton, So.	127	831	6.5	5
1970	Bill Burnett, Sr.	110	445	4.1	12
1969	Bill Burnett, Jr.	209	900	4.3	19
1968	Bill Burnett, So.	207	859	4.1	15
1967	Russell Cody, So.	95	383	4.0	1
1966	David Dickey, So.	115	447	3.9	8
1965	Bobby Burnett, Sr.	232	947	4.1	16
1964	Jack Brasuell, Jr.	173	542	3.1	3
1963	Jim Lindsey, So.	130	444	3.4	2
1962	Billy Moore, Sr.	131	585	4.5	14
1961	Lance Alworth, Sr.	110	516	4.7	5
1960	Lance Alworth, Jr.	106	375	3.5	3
1959	Jim Mooty, Sr.	93	519	5.6	5
1958	Jim Mooty, Jr.	71	395	5.6	4
1957	Gerald Nesbitt, Jr.	145	624	4.3	7
1956	Gerald Nesbitt, So.	129	663	5.1	7
1955	Henry Moore, Sr.	134	701	5.2	3
1954	Henry Moore, Jr.	153	670	4.4	8
1953	Lamar McHan, Sr.	143	409	2.9	4
1952	Buddy Sutton, Sr.	100	448	4.5	3
1951	Lamar McHan, So.	127	433	3.4	4
1950	Buddy Rogers, Sr.	118	476	4.0	3
1949	Geno Mazzanti, Sr.	123	757	6.2	3
1948	Clyde Scott	95	670	7.1	6
1947	Clyde Scott	152	659	4.3	6
1946	Ken Holland	112	397	3.5	2
1945	John Hoffman	139	587	4.3	3

PASSING

YEAR	PLAYER	COMP	ATT	PCT	TD	INT	YDS
2018	Ty Storey, Jr.	143	250	57.2	11	10	1,584
2017	Austin Allen, Sr.	105	187	56.1	10	5	1,427
2016	Austin Allen, Jr.	245	401	.611	25	15	3,430
2015	Brandon Allen, Sr.	244	370	.659	30	8	3,440
2014	Brandon Allen, Jr.	190	339	.560	20	5	2,285
2013	Brandon Allen, So.	128	258	.496	13	10	1,552
2012	Tyler Wilson, Sr.	249	401	.621	21	13	3,387
2011	Tyler Wilson, Jr.	277	438	.632	24	6	3,638
2010	Ryan Mallett, Jr.	266	411	.647	32	12	3,869
2009	Ryan Mallett, So.	225	403	.558	30	7	3,624
2008	Casey Dick, Sr.	205	357	.574	13	14	2,586
2007	Casey Dick, Jr.	150	262	.573	18	10	1,695
2006	Casey Dick, So.	65	132	.492	9	6	991
2005	Robert Johnson, So.	89	158	.563	5	6	876
2004	Matt Jones, Sr.	151	264	.572	15	12	2,073
2003	Matt Jones, Jr.	132	230	.574	18	8	1,917
2002	Matt Jones, So.	122	234	.521	16	8	1,592
2001	Zak Clark, So.	88	179	.492	6	4	1,000
2000	Robby Hampton, So.	145	261	.556	3	8	1,548
1999	Clint Stoerner, Sr.	177	317	.558	19	10	2,293
1998	Clint Stoerner, Jr.	167	312	.535	26	8	2,629
1997	Clint Stoerner, So.	173	357	.485	12	13	2,347
1996	Pete Burks, So.	115	224	.513	6	9	1,390
1995	Barry Lunney Jr., Sr.	180	292	.616	12	10	2,181
1994	Barry Lunney Jr., Jr.	101	183	.552	11	6	1,345
1993	Barry Lunney Jr., So.	104	202	.515	6	7	1,241
1992	Barry Lunney Jr., Fr.	91	189	.482	4	5	1,015
1991	Jason Allen, Fr.	48	102	.471	6	6	603
1990	Quinn Grovey, Sr.	120	235	.511	18	10	1,886
1989	Quinn Grovey, Jr.	72	132	.550	5	9	1,149
1988	Quinn Grovey, So.	62	98	.633	4	3	966
1987	Quinn Grovey, Fr.	38	62	.613	2	4	495
1986	Greg Thomas, Jr.	67	109	.615	6	1	1,032
1985	Mark Calcagni, Sr.	27	47	.574	3	2	561
1984	Brad Taylor, Sr.	82	147	.558	7	11	1,166
1983	Brad Taylor, Jr.	139	257	.541	9	8	1,837
1982	Brad Taylor, So.	59	141	.418	6	9	1,073
1981	Brad Taylor, Fr.	53	99	.535	1	4	726
1980	Tom Jones, So.	93	166	.560	6	8	1,161
1979	Kevin Scanlon, Sr.	92	139	.662	9	6	1,212
1978	Ron Calcagni, Sr.	62	103	.602	4	5	807
1977	Ron Calcagni, Jr.	73	137	.533	10	7	1,147
1976	Ron Calcagni, So.	17	57	.300	2	4	366
1975	Scott Bull, Sr.	33	71	.465	3	6	570
1974	Scott Bull, Jr.	14	32	.438	3	1	238
1973	Mike Kirkland, So.	75	151	.497	3	13	990
1972	Joe Ferguson, Sr.	119	254	.469	9	15	1,484
1971	Joe Ferguson, Jr.	160	271	.590	11	12	2,203
1970	Bill Montgomery, Sr.	110	195	.564	10	9	1,662
1969	Bill Montgomery, Jr.	93	173	.538	9	7	1,333
1968	Bill Montgomery, So.	134	234	.573	10	8	1,595
1967	Ronny South, Sr.	84	142	.592	11	8	1,159
1966	Jon Brittenum, Sr.	76	143	.531	7	7	1,103
1965	Jon Brittenum, Jr.	75	149	.503	8	7	1,103
1964	Fred Marshall, Sr.	50	94	.532	4	8	656
1963	Bill Gray, Jr.	34	79	.430	4	5	483
1962	Billy Moore, Sr.	51	91	.560	5	2	673
1961	George McKinney, Sr.	32	68	.471	6	5	426
1960	George McKinney, Jr.	39	90	.433	9	6	728
1959	James Monroe, Sr.	19	30	.633	3	3	202
1958	James Monroe, Jr.	41	96	.427	3	8	512
1957	George Walker, Sr.	35	63	.556	4	4	587
1956	Don Christian, So.	18	53	.340	2	0	260
1955	George Walker, Jr.	22	47	.468	2	3	347
1954	George Walker, So.	45	85	.529	4	9	603
1953	Lamar McHan, Sr.	78	150	.520	8	11	1,107
1952	Lamar McHan, Jr.	55	136	.404	5	17	743
1951	Lamar McHan, So.	53	135	.393	6	14	724
1950	Jim Rinehart, Jr.	59	139	.424	3	15	756
1949	Don Logue, So.	31	79	.392	6	8	374
1948	Gordon Long	32	56	.571	4	4	449
1947	Ken Holland	25	46	.543	5	-	360
1946	Aubrey Fowler	18	40	.450	-	-	320
1945	Bud Canada	24	69	.348	2	3	272
1939	Kay Eakin	78	193	.404	5	18	962
1938	Kay Eakin	34	111	.306	3	4	467
1937	Jack Robbins	49	130	.377	8	18	554
1936	Jack Robbins	49	107	.458	4	7	583
1935	Jack Robbins	95	152	.625	7	7	1,219

RECEIVING

YEAR	PLAYER	REC	YDS	TD
2018	La'Michael Pettway, Jr.	30	499	4
2017	Jonathan Nance, Jr.	37	539	5
2016	Drew Morgan, Sr.	65	739	3
2015	Drew Morgan, Jr.	63	843	10
2014	Keon Hatcher, Jr.	43	558	6
2013	Javontee Herndon	31	437	4
2012	Cobi Hamilton, Sr.	90	1,335	5
2011	Jarius Wright, Sr.	66	1,117	12
2010	D.J. Williams, Sr.	54	627	4
	Joe Adams, Jr.	50	813	6
2009	Greg Childs, So.	48	894	7
2008	D.J. Williams, So.	61	723	3
2007	Peyton Hillis, Sr.	49	537	5
2006	Marcus Monk, Jr.	50	962	11
2005	Peyton Hillis, So.	38	402	4
	Marcus Monk, So.	35	476	7
2004	Steven Harris, Sr.	37	617	4
	Marcus Monk, Fr.	37	569	6
2003	George Wilson, Jr.	50	900	6
2002	George Wilson, So.	49	626	7
2001	George Wilson, Fr.	40	568	3
2000	Boo Williams, Sr.	52	739	7
1999	Anthony Lucas, Sr.	37	822	5
1998	Michael Williams, Jr.	44	560	5
	Anthony Lucas, Jr.	43	1,004	10
1997	Anthony Eubanks, Sr.	51	870	5
1996	Anthony Eubanks, Jr.	51	809	5
1995	Anthony Eubanks, So.	43	596	4
1994	J.J. Meadors, Jr.	43	613	5
1993	J.J. Meadors, So.	28	429	3
1992	Kirk Botkin, Jr.	33	257	0
	Ron Dickerson, Sr.	32	437	4
1991	Ron Dickerson, Jr.	25	372	3
1990	Derek Russell, Fr.	43	897	8
1989	Tim Horton, Sr.	23	454	0
1988	Tim Horton, Jr.	16	319	1
	Derek Russell, Fr.	15	396	1
1987	Derek Russell, Fr.	16	297	3
1986	James Shibest, Sr.	22	473	0
1985	James Shibest, Jr.	20	446	2
1984	James Shibest, So.	51	907	7
1983	Mark Mistler, Sr.	33	401	2
1982	Gary Anderson, Sr.	26	486	4
	Derek Holloway, Sr.	21	529	2
1981	Gary Anderson, Jr.	26	263	3
	Darryl Mason, Sr.	23	285	3
1980	Gary Anderson, So.	23	153	0
	Bobby Duckworth, Sr.	20	461	2
1979	Gary Stiggers, Jr.	23	221	1
	Robert Farrell, Sr.	21	401	1
1978	Robert Farrell, Jr.	13	229	4
	Jerry Eckwood, Sr.	13	99	0
1977	Donny Bobo, So.	22	454	5
1976	Charles Clay, So.	7	174	1
1975	Freddie Douglas, Sr.	13	232	0
1974	Freddie Douglas, Jr.	15	332	3
1973	Jack Ettinger, Sr.	28	411	1
1972	Mike Reppond, Sr.	36	475	4
1971	Mike Reppond, Jr.	56	986	3
1970	Chuck Dicus, Sr.	38	577	4
1969	Chuck Dicus, Jr.	42	688	4
1968	Max Peacock, Sr.	39	497	2
	Chuck Dicus, So.	38	589	8
1967	Max Peacock, Sr.	30	468	5
1966	Tommy Burnett, Sr.	29	401	2
1965	Bobby Crockett, Sr.	30	487	3
1964	Jim Lindsey, Jr.	24	331	2
1963	Jerry Lamb, Jr.	16	240	2
1962	Jerry Lamb, So.	23	378	4
1961	Lance Alworth, Sr.	18	320	3
1960	Jimmy Collier, Jr.	17	356	3
1959	Steve Butler, Jr.	9	107	2
1958	Charlie Barnes, So.	15	175	2
1957	Billy Kyser, So.	10	179	1
1956	Ronnie Underwood, Jr.	7	154	2
1955	Preston Carpenter, Sr.	11	155	0
1954	Preston Carpenter, Jr.	21	234	2
1953	Floyd Sagely, Sr.	30	542	3
1952	Lewis Carpenter	19	335	2
1951	Pat Summerall, Sr.	24	358	3
1950	Bill Jurney, Jr.	22	335	3
1949	Pat Summerall, So.	17	298	3
1948	Ross Pritchard	17	311	5
1947	Ross Pritchard	15	266	4
1946	Clyde Scott	11	183	0
	Alton Baldwin	10	213	2
1945	John Hoffman	11	196	0
1937	Jim Benton	48	814	7
1936	Jim Benton	35	489	5
1929	Wear Schoonover	33	342	7

INDIVIDUAL YEARLY LEADERS

SCORING

YEAR	PLAYER	TD	PAT	FG	PTS
2018	Connor Limpert, Jr.	0	29	19	86
2017	David Williams, Sr.	10	0	0	60
2016	Rawleigh Williams III, So.	13	0	0	78
2015	Alex Collins, Jr.	20	0	0	120
2014	Jonathan Williams, Jr.	14	0	0	84
2013	Zach Hocker, Sr.	0	28	13	67
2012	Zach Hocker, Jr.	0	32	11	65
2011	Zach Hocker, So.	0	55	21	118
2010	Zach Hocker, Fr.	0	56	16	104
2009	Alex Tejada, Jr.	0	58	16	106
2008	Michael Smith, Jr.	10	0	0	60
2007	Alex Tejada, Fr.	0	58	17	109
2006	Darren McFadden, So.	16	1	0	98
2005	Chris Balseiro, Sr.	0	31	13	70
2004	Chris Balseiro, Jr.	0	40	4	52
2003	Chris Balseiro, So.	0	40	11	73
2002	David Carlton, Jr.	0	28	12	64
2001	Brennan O'Donohoe, So.	0	29	12	65
2000	Boo Williams, Sr.	7	1	0	44
1999	Tony Dodson, Sr.	0	31	12	67
1998	Todd Latourette, Sr.	0	41	17	92
1997	Todd Latourette, Jr.	0	20	7	41
1996	Todd Latourette, So.	0	18	9	45
1995	Madre Hill, So.	16	0	0	96
1994	Lance Ellison, Sr.	0	24	6	42
1993	Oscar Malone, So.	5	0	0	30
1992	Todd Wright, Sr.	0	11	17	62
1991	Todd Wright, Jr.	0	14	12	50
1990	Todd Wright, So.	0	24	11	57
1989	Todd Wright, Fr.	0	38	20	98
1988	Kendall Trainor, Sr.	0	30	24	102
1987	James Rouse, Jr.	17	0	0	102
1986	Kendall Trainor, So.	0	39	10	69
1985	James Rouse, Fr.	9	1	0	56
1984	Greg Horne, So.	0	14	10	44
1983	Greg Horne, Fr.	0	16	14	58
1982	Gary Anderson, Sr.	9	0	0	54
1981	Bruce Lahay, Sr.	0	31	19	88
1980	Ish Ordonez, Sr.	0	23	13	62
1979	Ish Ordonez, Jr.	0	26	18	80
1978	Ish Ordonez, So.	0	39	13	78
1977	Steve Little, Sr.	0	37	19	94
1976	Steve Little, Jr.	0	23	11	56
1975	Steve Little, So.	0	32	11	65
1974	Steve Little, Fr.	0	29	12	65
1973	Mike Kirkland, So.	3	5	3	34
1972	Mike Kirkland, Fr.	0	26	8	50
1971	Bill McClard, Sr.	0	35	12	71
1970	Bill McClard, Jr.	0	50	10	80
1969	Bill Burnett, Jr.	20	0	0	120
1968	Bill Burnett, So.	16	0	0	96
1967	David Dickey, Jr.	16	0	0	96
1966	David Dickey, So.	8	0	0	48
1965	Bobby Burnett, Sr.	16	0	0	96
1964	Tom McKnelly, Sr.	0	29	6	47
1963	Bill Gray, Jr.	5	0	0	30
1962	Billy Moore, Sr.	14	0	0	84
1961	Mickey Cissell, Jr.	1	21	2	33
1960	Mickey Cissell, So.	0	21	2	27
1959	Jim Mooty, Sr.	5	0	0	30
1958	Donnie Stone, Sr.	5	0	0	30
1957	Gerald Nesbitt, Sr.	7	9	0	51
1956	Gerald Nesbitt, Jr.	7	7	0	49
1955	George Walker, Jr.	4	14	1	41
1954	George Walker, So.	7	6	0	48
1953	Lamar McHan, Sr.	4	8	0	32
1952	Lamar McHan, Jr.	4	0	0	24
	Lewis Carpenter	4	0	0	24
1951	Buddy Sutton, Jr.	6	0	0	36
1950	Bill Jurney, Jr.	4	0	0	24
1949	Don Logue, So.	6	0	0	36
1948	Leon Campbell	9	0	0	54
1947	Clyde Scott	6	0	0	36
1946	Aubrey Fowler	3	11	0	29
1945	Alton Baldwin	5	0	0	30
1944	Alton Baldwin	5	0	0	30
1943	Alton Baldwin	5	0	0	30
1942	Bob Forte	3	0	0	18
1941	Frank Delmonego	1	13	1	22
1940	Howard Hickey	3	2	0	20
1939	O'Neil Adams	4	0	0	24
1938	Neil Martin	3	0	0	18
1937	Jim Benton	6	0	0	30
1936	Ralph Rawlings	6	0	0	30
	Jim Benton	6	0	0	30
1935	Allan Keen	6	0	0	30
1934	Elvin Geiser	2	5	1	20
1933	Ralph LaForge	9	3	0	57
1932	Joe Biddle	4	1	0	25
1931	Homer Ledbetter	8	0	0	48
1930	Homer Ledbetter	4	0	0	24
1929	Richard Miller	13	0	0	78
1928	Garland Beavers	13	0	0	78
1927	George Cole	11	16	1	85
1926	George Cole	9	15	1	72
1925	George Cole	3	4	7	43
1917	Gene Davidson	12	5	0	77
1916	Gene Davidson	12	13	0	85
1915	Gene Davidson	3	2	0	20



ALEX COLLINS' program record 20 rushing touchdowns in 2015 also tied Bill Burnett's scoring record of 120 points set in 1969.

PUNT RETURNS

YEAR	PLAYER	NO	YDS	AVG	TD
2018	Deon Stewart, Jr.	9	91	10.1	0
2017	Henre' Toliver, Sr.	4	51	12.8	0
2016	Jared Cornelius, Jr.	12	85	7.1	0
2015	Jared Cornelius, So.	7	93	13.3	0
	DJ Dean, Jr.	7	93	13.3	0
2014	DJ Dean, So.	11	121	11.0	0
2013	Javontee Herndon, Sr.	9	67	7.4	0
2012	Nate Holmes, Fr.	11	70	6.4	0
2011	Joe Adams, Sr.	19	321	16.9	4
2010	Joe Adams, Jr.	16	249	15.6	1
2009	Jerell Norton, Jr.	9	77	8.6	0
2008	Jarius Wright, Fr.	6	15	2.5	0
2007	Jerell Norton, So.	18	142	7.9	0
2006	Reggie Fish, So.	16	98	6.1	0
2005	Peyton Hillis, So.	16	165	10.3	0
2004	DeCori Birmingham, Sr.	17	115	6.8	0
2003	Marvin Jackson, Sr.	26	329	12.7	1
2002	DeCori Birmingham, So.	28	342	12.2	0
2001	Marvin Jackson, Jr.	27	265	9.8	1
2000	Steadman Campbell, So.	16	103	6.4	0
1999	Rossi Morreale, Jr.	14	79	5.6	0
1998	Rossi Morreale, So.	18	130	7.2	0
1997	Jeromy Flowers, So.	25	157	6.3	0
1996	Anthony Eubanks, Jr.	21	101	4.8	0
1995	J.J. Meadors, Sr.	11	52	4.7	0
1994	Carl Kidd, Sr.	22	165	7.5	0
1993	Orlando Watters, Sr.	28	157	5.6	0
1992	Orlando Watters, Jr.	36	290	8.1	2
1991	Michael James, Sr.	19	272	14.3	1
1990	Michael James, Jr.	8	13	1.6	0
	Dean Peevy, Fr.	5	48	9.6	0
1989	Tim Horton, Sr.	20	124	6.2	0
1988	Tim Horton, Jr.	26	258	9.9	0
1987	Tim Horton, So.	25	224	9.0	0
1986	James Shibest, Sr.	20	211	10.6	0
1985	Bobby Joe Edmonds, Sr.	40	466	11.7	0
1984	Bobby Joe Edmonds, Jr.	25	294	11.8	0
1983	Bobby Joe Edmonds, So.	23	177	7.7	0
1982	Gary Anderson, Sr.	29	222	7.7	0
1981	Gary Anderson, Jr.	29	252	8.7	0
1980	Gary Anderson, So.	23	244	10.6	0
1979	Gary Anderson, Fr.	34	286	8.4	1
1978	Vaughn Lusby, Sr.	21	170	8.1	0
1977	Vaughn Lusby, Jr.	36	294	8.2	0
1976	Vaughn Lusby, So.	29	161	5.6	0
1975	Jerry Eckwood, So.	15	105	7.0	0
1974	Floyd Hogan, Sr.	27	128	4.7	0
1973	Teddy Barnes, So.	11	46	4.2	0
	Floyd Hogan, Jr.	8	64	8.0	0
1972	John Mosely, Sr.	19	182	9.6	0
1971	Jack Morris, Sr.	24	216	9.0	0
1970	Jerry Moore, Sr.	15	191	12.8	0
1969	Terry Stewart, Sr.	19	134	7.1	-
1968	Gary Adams, Sr.	28	215	10.2	2
1967	Gary Adams, Jr.	28	290	10.4	-
1966	Martine Bercher, Sr.	24	375	15.6	-
1965	Jack Brasuell, Sr.	21	285	13.6	-
1964	Ken Hatfield, Sr.	31	518	16.7	-
1963	Ken Hatfield, Jr.	21	350	16.7	-
1962	Ken Hatfield, So.	7	198	28.3	-
	George Rea Walker, So.	7	200	28.6	-
1961	Lance Alworth, Sr.	28	336	12.0	-
1960	Lance Alworth, Jr.	18	307	17.1	-
1959	Lance Alworth, So.	5	47	9.4	-
1958	Jim Mooty, Jr.	9	77	8.5	-
	Freddy Akers, Jr.	8	91	11.4	-
1957	Donnie Stone, Jr.	7	80	11.4	-
	George Walker, Sr.	7	100	14.3	-
1956	Rogers Overby, Sr.	11	121	11.0	-
1955	Don Horton, So.	7	173	24.7	-
1954	George Walker, So.	8	142	17.3	1
1953	Lamar McHan, Sr.	21	233	11.1	-
1952	Johnny Cole, Sr.	8	68	8.5	-
1951	Johnny Cole, Jr.	15	233	15.5	-
1950	Johnny Cole, So.	16	293	18.3	1
1949	Jim Rinehart, So.	21	230	10.9	-
1948	Ross Pritchard	10	203	20.3	-
1947	Aubrey Fowler	23	395	17.1	-
1946	Aubrey Fowler	22	247	11.2	-
1945	Bud Canada	21	264	12.5	-

INDIVIDUAL YEARLY LEADERS

KICKOFF RETURNS

YEAR	PLAYER	NO	YDS	AVG	TD
2018	De'Vion Warren, So.	14	399	28.5	0
2017	De'Vion Warren, Fr.	29	765	26.4	1
2016	Deon Stewart, R-Fr.	21	419	20.0	0
2015	Eric Hawkins, Sr.	10	223	22.3	0
2014	Korliss Marshall, So.	9	271	30.1	1
2013	Korliss Marshall, Fr.	19	422	22.2	0
2012	Dennis Johnson, Sr.	17	309	18.2	0
2011	Dennis Johnson, Jr.	18	461	25.6	1
2010	Lance Ray, Fr.	23	518	22.5	0
2009	Dennis Johnson, So.	40	1,031	25.8	1
2008	Dennis Johnson, Fr.	41	905	22.1	1
2007	Felix Jones, Jr.	22	652	29.6	2
2006	Felix Jones, So.	23	554	24.1	1
2005	Felix Jones, Fr.	17	543	31.9	1
2004	Cedric Washington, So.	11	204	18.5	0
	DeCori Birmingham, Sr.	10	217	21.7	0
2003	Cedric Washington, Fr.	25	497	19.9	0
2002	DeCori Birmingham, So.	28	638	22.8	0
2001	Lawrence Richardson, Fr.	18	416	23.1	1
2000	Steven Harris, Fr.	20	420	21	0
1999	Cedric Cobbs, Fr.	12	328	27.3	1
1998	Hubert Loudermilk, Jr.	8	155	19.4	0
	Rod Stinson, So.	7	156	22.3	0
1997	Mark Henderson, Fr.	15	284	18.9	0
1996	Ontraia Moss, Fr.	14	296	21.1	0
1995	Cory Nichols, Fr.	19	399	21	0
1994	Madre Hill, Fr.	7	223	31.9	1
1993	Orlando Watters, Sr.	18	392	21.8	0
1992	Ron Dickerson, Sr.	20	497	24.9	0
1991	Freddie Bradley, Jr.	16	388	24.3	0
1990	Tracy Caldwell, Fr.	17	317	18.6	0
1989	Barry Foster, Jr.	20	445	22.3	0
1988	Barry Foster, So.	23	445	19.3	0
1987	James Rouse, Jr.	12	244	20.3	0
1986	Marshall Foreman, Sr.	11	270	24.5	0
	Donnie Centers, Jr.	11	279	25.4	0
1985	Carl Miller, Sr.	14	326	23.3	0
1984	Carl Miller, Jr.	18	390	21.7	0
1983	Carl Miller, So.	11	300	27.3	1
1982	Derek Holloway, Sr.	12	262	21.8	0
1981	Derek Holloway, Jr.	20	419	21	0
1980	Derek Holloway, So.	17	407	23.9	1
1979	Gary Anderson, Fr.	16	343	21.4	0
1978	Thomas Brown, Fr.	15	354	23.6	1
1977	Gary Stiggers, Fr.	7	109	15.6	0
1976	Barnabus White, Jr.	13	256	19.7	0
1975	Teddy Barnes, Sr.	10	218	21.8	0
1974	Barnabus White, So.	7	119	17	0
1973	Dickey Morton, Sr.	12	278	23.2	0
1972	Jon Richardson, Sr.	22	501	22.8	0
1971	Dickey Morton, So.	9	269	29.9	1
1970	Jon Richardson, So.	11	151	22.1	0
1969	Bill Burnett, Jr.	6	134	22.3	0
1968	Bill Burnett, So.	12	206	17.2	-
1967	David Dickey, Jr.	13	294	22.6	-
1966	David Dickey, So.	7	164	23.4	-
1965	Jack Brasuell, Sr.	6	93	15.5	-
1964	Ken Hatfield, Sr.	12	253	21.1	-
1963	Jack Brasuell, So.	13	329	25.3	0
1962	Ken Hatfield, So.	7	198	28.3	-
	George Rae Walker, So.	7	200	28.6	-
1961	Lance Alworth, Sr.	13	300	23.1	0
1960	Lance Alworth, Jr.	14	428	30.6	-
1959	Jim Mooty, Sr.	8	147	18.4	-
1958	Jim Mooty, Jr.	9	210	23.3	-
1957	Donnie Stone, Jr.	8	166	20.7	-
1956	Donnie Stone, So.	11	239	21.7	-
1955	Ronnie Underwood, Jr.	3	121	40.3	-
	Don Christian, So.	3	83	27.7	-
	George Walker, Jr.	3	65	21.7	-
	Don Horton, So.	3	54	18	-
	Joe Thomason, Sr.	3	48	16	-
1954	Buddy Benson, So.	6	110	18.3	-
	George Walker, So.	6	154	25.7	-
1953	Preston Carpenter, So.	5	107	21.4	-
1952	Lewis Carpenter, Sr	11	159	14.4	-
	Jack Troxell, Jr.	7	212	30.3	-
1951	Larry Hogue, Jr.	8	144	18	-
1950	Buddy Rogers, Sr.	9	146	16.2	-
1949	Joe Dugan, So.	6	138	23	-
	Joe Baldridge, So.	6	152	25.3	-
1948	Clyde Scott	8	195	24.4	-
1947	Clyde Scott	8	196	24.5	-
1946	Clyde Scott	6	140	23.3	-

PUNTING

YEAR	PLAYER	NO	YDS	AVG
2018	Reid Bauer, Fr.	56	2,176	38.9
2017	Blake Johnson, So.	59	2,277	38.6
2016	Toby Baker, Sr.	57	2532	44.4
2015	Toby Baker, Jr.	43	1,772	41.2
2014	Sam Irwin-Hill, Sr.	58	2,327	40.1
2013	Sam Irwin-Hill, Jr.	46	2,038	44.3
2012	Dylan Breeding, Sr.	53	2,416	45.6
2011	Dylan Breeding, Jr.	53	2,400	45.3
2010	Dylan Breeding, So.	52	2,212	42.5
2009	Dylan Breeding, Fr.	61	2,359	38.7
2008	Jeremy Davis, Sr.	57	2,460	43.2
2007	Jeremy Davis, Jr.	60	2,403	40.0
2006	Jacob Skinner, Sr.	61	2,327	38.1
2005	Jacob Skinner, Jr.	50	2,091	41.8
2004	Jacob Skinner, So.	29	1,062	36.6
	Jeremy Davis, Fr.	25	979	39.2
2003	Jacob Skinner, Fr.	52	2,074	39.9
2002	Richie Butler, Sr.	69	2,715	39.3
2001	Richie Butler, Jr.	67	2,848	42.5
2000	Richie Butler, So.	65	2,784	42.8
1999	Richie Butler, Fr.	30	1,199	40.0
1998	Chris Akin, Jr.	48	1,883	39.2
1997	Matt Wait, Sr.	70	2,935	41.9
1996	Matt Wait, Jr.	69	2,777	40.3
1995	Matt Wait, So.	59	2,275	38.6
1994	Matt Wait, Fr.	54	2,190	40.6
1993	Doyle Preston, So.	56	2,109	37.7
1992	Pete Raether, Jr.	68	2,938	43.2
1991	Pete Raether, So.	65	2,836	43.6
1990	Pete Raether, Fr.	24	969	40.4
1989	Allen Meacham, Sr.	37	1,398	37.8
1988	Allen Meacham, Jr.	53	2,203	41.6
1987	Kendall Trainor, Jr.	58	2,285	39.4
1986	Greg Horne, Sr.	49	2,313	47.2
1985	Greg Horne, Jr.	54	2,301	42.6
1984	Greg Horne, So.	51	2,234	43.8
1983	Brad Taylor, Jr.	38	1,639	43.1
	Greg Horne, Fr.	26	1,152	44.3
1982	Brad Taylor, So.	60	2,451	40.9
1981	Bruce Lahay, Sr.	63	2,436	38.7
1980	Steve Cox, Sr.	47	2,186	46.5
1979	Steve Cox, Jr.	42	1,840	43.8
1978	Bruce Lahay, So.	54	2,185	40.5
1977	Steve Little, Sr.	48	2,127	44.3
1976	Steve Little, Jr.	63	2,797	44.4
1975	Tommy Cheyne, Sr.	37	1,590	43.0
1974	Mike Kirkland, Jr.	45	1,812	40.3
1973	Tommy Cheyne, So.	63	2,312	36.7
1972	Drew Toole, Jr.	49	1,838	37.5
1971	Drew Toole, So.	45	1,573	34.9
1970	Ken Curry, Sr.	34	1,255	36.9
1969	Cary Stockdell, Sr.	52	1,949	37.5
1968	Cary Stockdell, Jr.	55	2,195	39.9
1967	Paul Conner, Sr.	63	2,249	35.7
1966	Paul Conner, Jr.	52	2,076	40.0
1965	Bobby Nix, Sr.	53	2,158	40.7
1964	Bobby Nix, Jr.	50	1,823	36.5
1963	Tommy Moore, Sr.	51	1,810	35.5
1962	Tommy Moore, Jr.	38	1,467	38.6
1961	Tommy Moore, So.	17	634	37.3
	Lance Alworth, Sr.	32	1,132	35.3
1960	Lance Alworth, Jr.	48	1,602	33.4
1959	Lance Alworth, So.	37	1,313	35.5
1958	Mike Cooney, Sr.	39	1,515	38.8
1957	Gerald Nesbitt, Sr.	32	1,343	41.9
1956	Gerald Nesbitt, Jr.	12	484	40.3
	Don Christian, Sr.	25	975	39.0
1955	Gerald Nesbitt, So.	13	609	46.8
	George Walker, Jr.	47	1,779	37.9
1954	George Walker, So.	49	1,953	39.9
1953	Lamar McHan, Sr.	46	1,851	40.2
1952	Bob St. Pierre	22	844	38.4
	Lamar McHan, Jr.	35	1,276	36.5
1951	Lamar McHan, So.	64	2,377	37.1
1950	Louis Schaufele, Sr.	60	2,316	38.4
1949	Louis Schaufele, Jr.	59	2,273	38.4
1948	Harold Cox	39	1,431	36.7
	Gordon Long	22	881	40.0
1947	Aubrey Fowler	47	1,693	36.0
1946	Aubrey Fowler	64	2,218	34.6
1945	Alton Baldwin	32	1,077	33.6
1943	Harold Cox	42	1,745	41.7
1938	Kay Eakin	41	1,688	41.4
1937	Kay Eakin	28	1,121	40.0

FIELD GOALS

YEAR	PLAYER	FGM	FGA	PCT
2018	Connor Limpert, Jr.	19	24	79.2
2017	Connor Limpert, So.	8	9	88.9
2016	Adam McFain, Sr.	8	10	.800
2015	Cole Hedlund, Fr.	9	15	.600
2014	Adam McFain, So.	7	10	.700
2013	Zach Hocker, Sr.	13	15	.867
2012	Zach Hocker, Jr.	11	18	.611
2011	Zach Hocker, So.	21	27	.778
2010	Zach Hocker, Fr.	16	19	.842
2009	Alex Tejada, Jr.	16	22	.727
2008	Shay Haddock, So.	5	7	.714
2007	Alex Tejada, Fr.	17	23	.739
2006	Jeremy Davis, So.	6	13	.462
2005	Chris Balseiro, Sr.	13	18	.708
2004	Chris Balseiro, Jr.	4	7	.571
2003	Chris Balseiro, So.	11	15	.733
2002	David Carlton, So.	12	16	.750
2001	Brennan O'Donohoe, So.	12	17	.706
2000	Brennan O'Donohoe, Fr.	4	6	.667
1999	Tony Dodson, Sr.	12	18	.667
1998	Todd Latourette, Sr.	17	24	.708
1997	Todd Latourette, Jr.	7	12	.583
1996	Todd Latourette, So.	9	14	.643
1995	Todd Latourette, Fr.	14	21	.667
1994	Lance Ellison, Sr.	6	15	.400
1993	Lance Ellison, Jr.	4	10	.400
1992	Todd Wright, Sr.	17	25	.680
1991	Todd Wright, Jr.	12	17	.706
1990	Todd Wright, So.	11	14	.786
1989	Todd Wright, Fr.	20	23	.870
1988	Kendall Trainor, Sr.	24	27	.889
1987	Kendall Trainor, Jr.	13	20	.650
1986	Kendall Trainor, So.	10	13	.769
1985	Greg Horne, Sr.	5	13	.385
1984	Greg Horne, Jr.	10	18	.556
1983	Greg Horne, So.	14	22	.636
1982	Ernie Villarreal, Fr.	4	10	.400
1981	Bruce Lahay, Sr.	19	24	.792
1980	Ish Ordonez, Sr.	13	21	.619
1979	Ish Ordonez, Jr.	18	22	.818
1978	Ish Ordonez, So.	13	19	.684
1977	Steve Little, Sr.	19	30	.633
1976	Steve Little, Jr.	11	23	.478
1975	Steve Little, So.	11	20	.550
1974	Steve Little, Fr.	12	16	.750
1973	Mike Kirkland, So.	3	12	.250
1972	Mike Kirkland, Fr.	8	16	.500
1971	Bill McClard, Sr.	12	22	.545
1970	Bill McClard, Jr.	10	15	.667
1969	Bill McClard, So.	7	9	.778
1968	Bob White, Sr.	4	7	.571
1967	Bob White, Jr.	3	6	.500
1966	Bob White, So.	5	7	.714
1965	Ronnie South, Jr.	5	-	-
1964	Tom McKnelly, Sr.	6	-	-
1963	Tom McKnelly, Jr.	1	4	.250
1962	Tom McKnelly, So.	3	-	-
1961	Mickey Cissel, Jr.	2	-	-
1960	Mickey Cissel, So.	2	-	-
1959	Freddy Akers, Sr.	2	-	-
1958	None			
1957	None			
1956	None			
1955	George Walker, Jr.	1	-	-
1954	Preston Carpenter, Jr.	1	-	-
1953	None			
1952	Carl Mazza	2	-	-
1951	Pat Summerall, Sr.	4	-	-
1950	Pat Summerall, Jr.	1	-	-

INDIVIDUAL YEARLY LEADERS

TACKLES

YEAR	POS	PLAYER	UA	AT	TOTAL
2018	LB	De'Jon Harris, Jr.	62	56	118
2017	LB	De'Jon Harris, So.	66	49	115
2016	LB	Brooks Ellis, Sr.	38	45	83
2015	LB	Brooks Ellis, Jr.	45	57	102
2014	LB	Martrell Spaight, Sr.	63	65	128
2013	S	Alan Turner, Jr.	37	60	97
2012	S	Ross Rasner, Sr.	49	43	92
2011	LB	Jerry Franklin, Sr.	46	55	101
2010	LB	Jerry Franklin, Jr.	48	52	100
2009	LB	Jerry Franklin, So.	51	43	94
2008	LB	Jerry Franklin, Fr.	54	33	87
2007	SS	Matt Hewitt, Sr.	63	55	118
2006	LB	Sam Olajubutu, Sr.	70	45	115
2005	LB	Sam Olajubutu, Jr.	69	49	118
2004	FS	Vickiel Vaughn, Jr.	47	19	66
2003	LB	Caleb Miller, Sr.	84	49	133
2002	FS	Ken Hamlin, Jr.	97	62	159
2001	LB	Jermaine Petty, Sr.	80	60	140
2000	FS	Ken Hamlin, Fr.	57	47	104
1999	FS	Kenoy Kennedy, Sr.	58	40	98
1998	FS	Kenoy Kennedy, Jr.	66	29	95
1997	NG	Melvin Bradley, Jr.	44	27	71
1996	NG	Melvin Bradley, So.	51	38	89
1995	LB	Mark Smith, Jr.	60	55	115
1994	LB	Mark Smith, So.	35	44	79
1993	LB	Darwin Ireland, Sr.	37	56	93
1992	LB	Kevin Kempf, Jr.	51	51	102
1991	LB	Mick Thomas, Sr.	55	42	97
1990	LB	Mick Thomas, Jr.	74	62	136
1989	LB	Mick Thomas, So.	57	40	97
1988	LB	LaSalle Harper, Sr.	61	58	119
1987	LB	Rickey Williams, Sr.	87	53	140
1986	LB	Rickey Williams, Jr.	67	43	110
1985	LB	Nick Miller, Sr.	59	53	112
1984	LB	David Bazzel, Jr.	62	51	113
	LB	Nick Miller, Jr.	55	58	113
1983	LB	Milton Fields, Sr.	57	56	113
1982	LB	Bert Zinamon, Jr.	47	63	110
1981	LB	Teddy Morris, Sr.	46	26	72
	E	Billy Ray Smith, Jr.	50	22	72
1980	T	Richard Richardson, So.	40	48	88
1979	LB	Mike Massey, Sr.	46	38	84
	LB	Teddy Morris, So.	59	25	84
1978	LB	Larry Jackson, Sr.	64	38	102
1977	LB	Larry Jackson, Jr.	86	37	123
1976	LB	Curtis Townsend, Sr.	67	52	110
1975	T	Mike Campbell, Sr.	85	35	120
1974	T	Jon Rhiddlehoover, Sr.	58	49	107
1973	T	Jon Rhiddlehoover, Jr.	81	48	129
1972		not available			
1971		not available			
1970		not available			
1969	LB	Cliff Powell, Jr.	70	64	134
1968	LB	Cliff Powell, So.	72	82	154
1967	LB	Lynn Garner, So.	27	83	110
1966	T	Loyd Phillips, Sr.	58	39	97
1965	T	Loyd Phillips, Jr.	42	58	100
1964	LB	Ronnie Caveness, Sr.	87	68	155
1963	LB	Ronnie Caveness, Jr.	34	120	154
1962	E	Jim Grizzle, Jr.	19	65	84
1961	LB	Danny Brabham, Jr.	25	45	80
1960	LB	Wayne Harris	62	112	174

TACKLES FOR A LOSS

YEAR	POS	PLAYER	TFL	YDS
2018	DE	McTelvin Agim, Jr.	10.0	44
2017	LB	De'Jon Harris, So.	8.5	25
2016	DL	Jeremiah Ledbetter, Sr.	7.5	52
2015	DE	Deatrich Wise Jr., Jr.	10.5	52
2014	DE	Trey Flowers, Sr.	15.5	95
2013	DE	Trey Flowers, Jr.	13.5	58
2012	DE	Chris Smith, Jr.	13.0	70
	DE	Trey Flowers, So.	13.0	76
2011	LB	Alonzo Highsmith, Jr.	12.5	51
2010	LB	Jerry Franklin, Jr.	13.0	60
2009	DE	Malcolm Sheppard, Sr.	11.0	39
2008	DE	Malcolm Sheppard, Jr.	14.5	56
2007	DT	Ernest Mitchell, Jr.	10.5	46
	DE	Malcolm Sheppard, So.	10.5	32
2006	DE	Jamaal Anderson, Jr.	20.5	113
2005	LB	Sam Olajubutu, Jr.	14.5	40
2004	DE	Jeb Huckeba, Sr.	13.0	51
2003	LB	Caleb Miller, Sr.	15.0	38
2002	DE	Gavin Walls, Sr.	11.0	50
2001	LB	Jermaine Petty, Sr.	13.0	30
2000	LB	Quinton Caver, Sr.	10.0	36
1999	DE	Randy Garner, Jr.	13.0	50
1998	DE	Carlos Hall, Fr.	11.0	61
	LB	C.J. McLain, Sr.	11.0	55
1997	E	Geno Bell, Sr.	10.0	28
	E	Ryan Hale, Jr.	10.0	42
1996	NG	Melvin Bradley, So.	14.0	60
1995	E	Steven Conley, Sr.	23.0	175
1994	E	Marcus Adair, Jr.	12.0	77
	E	Steven Conley, Jr.	12.0	76
1993	E	Henry Ford, Sr.	23.0	116
1992	LB	Ray Lee Johnson, Sr.	17.0	89
1991	T	Henry Ford, So.	14.0	62
1990	LB	Ray Lee Johnson, So.	6.0	20
	NG	Owen Kelly, So.	6.0	28
1989	NG	Chad Rolen, Jr.	10.0	63
1988	T	Wayne Martin, Sr.	18.0	110
1987	T	Wayne Martin, Jr.	9.0	32
1986	T	Wayne Martin, So.	10.0	47
1985	LB	Rickey Williams, So.	7.0	40
	LB	David Dudley, Jr.	7.0	36
	LB	Nick Miller, Sr.	7.0	15
1984	E	Ravin Caldwell, Jr.	10.0	57
	NG	Tony Cherico, Fr.	10.0	40
1983	T	Ron Faurot, Sr.	10.0	52
1982	E	Billy Ray Smith, Sr.	15.0	85
1981	E	Billy Ray Smith, Jr.	19.0	128
1980	E	Billy Ray Smith, So.	17.0	86
1979	T	Jim Elliott, Jr.	13.0	88
1978	T	Jimmy Walker, Sr.	19.0	125
1977	T	Jimmy Walker, Jr.	15.0	87
1976	E	Dennis Winston, Sr.	13.0	50
1975	E	Johnnie Meadors, Jr.	10.0	54
1974	E	Johnnie Meadors, So.	14.0	59

SACKS

YEAR	POS	PLAYER	SACKS	YDS
2018	DT	Armon Watts, Sr.	7.0	50
2017	LB	De'Jon Harris, So.	3.5	18
2016	DL	Jeremiah Ledbetter, Sr.	5.5	44
2015	DE	Deatrich Wise Jr., Jr.	8.0	43
2014	DE	Trey Flowers, Sr.	6.0	71
2013	DE	Chris Smith, Sr.	8.5	71
2012	DE	Chris Smith, Jr.	9.5	65
2011	DE	Jake Bequette, Sr.	10.0	88
2010	DE	Jake Bequette, Jr.	7.0	36
2009	DE	Jake Bequette, So.	5.5	37
2008	DE	Malcolm Sheppard, Jr.	6.5	30
2007	LB	Freddie Fairchild, So.	4.5	31
2006	DE	Jamaal Anderson, Jr.	14.0	100
2005	DE	Desmond Sims, Jr.	5.5	33
2004	DE	Jeb Huckeba, Sr.	6.5	41
2003	DE	Justin Scott, Sr.	3.0	14
2002	DE	Gavin Walls, Sr.	6.0	34
2001	DT	Jermaine Brooks, Jr.	3.5	19
2000		Six players tied	2.0	-
1999	E	Randy Garner, Jr.	5.5	28
1998	LB	C.J. McLain, Sr.	7.0	48
1997	E	Ryan Hale, Jr.	5.0	26
1996	NG	Melvin Bradley, So.	7.0	47
1995	E	Steven Conley, Sr.	14.0	122
1994	E	Steven Conley, Jr.	7.0	63
1993	E	Henry Ford, Sr.	14.0	85
1992	DE	Ray Lee Johnson, Sr.	11.0	73
1991	E	Henry Ford, So.	8.0	50
1990	T	Scott Long, So.	4.0	16
1989	T	Scott Long, Fr.	7.0	41
1988	T	Wayne Martin, Sr.	13.0	-
1987	T	Wayne Martin, Jr.	6.5	-
1986	T	Wayne Martin, So.	6.0	-
1985	LB	Rickey Williams, So.	5.0	-
1984	E	Ravin Caldwell, Jr.	5.5	-
1983	T	Ron Faurot, Sr.	7.0	-
	E	Marcus Adair, Jr.	7.0	51

INTERCEPTIONS

YEAR	POS	PLAYER	INT	YDS	TD
2018	CB	Ryan Pulley, Jr.	3	0	0
2017	DB	Henre' Toliver, Sr.	3	66	0
	DB	Kevin Richardson II, Sr.	3	7	0
2016	S	Josh Liddell, Jr.	2	2	0
	CB	Ryan Pulley, So.	2	75	1
	CB	Henre' Toliver, Jr.	2	70	1
2015	CB	DJ Dean, Jr.	2	0	0
	S	Josh Liddell, So.	2	0	0
2014	LB	Brooks Ellis, So.	2	63	0
	CB	DJ Dean, So.	2	9	0
	CB	Henre' Toliver, Fr.	2	46	0
	CB	Tevin Mitchel, Sr.	2	-7	0
2013	S	Alan Turner, Jr.	2	24	0
2012	S	Ross Rasner, Sr.	3	34	0
2011	S	Tramain Thomas, Sr.	5	70	0
2010	S	Tramain Thomas, Jr.	4	24	0
2009	LB	Jerry Franklin, Jr.	3	61	0
	S	Tramain Thomas, So.	3	37	1
2008	CB	Ramon Broadway, So.	2	26	0
	LB	Jerry Franklin, Fr.	2	11	0
2007	CB	Jerell Norton, So.	5	174	1
2006	CB	Chris Houston, Jr.	3	129	1
	FS	Michael Grant, Jr.	3	0	0
2005	CB	Vickiel Vaughn, Sr.	4	13	0
2004	FS	Vickiel Vaughn, Jr.	2	92	0
	SS	Lerinezo Robinson, Jr.	2	29	0
	CB	Michael Coe, So.	2	7	0
2003	CB	Ahmad Carroll, Jr.	3	0	0
2002	FS	Ken Hamlin, Jr.	4	33	0
	CB	Lawrence Richardson, So.	4	25	0
2001	FS	Ken Hamlin, So.	3	33	0
	CB	Lawrence Richardson, Fr.	3	45	1
2000		Four with two (one TD, Eddie Jackson)			
1999	FS	Kenoy Kennedy, Sr.	3	97	0
	CB	David Barrett, Sr.	3	45	1
1998	R	Zac Painter, Sr.	5	36	0
1997	B	Jeromy Flowers, So.	2	36	0
	CB	Ontraia Moss, So.	2	19	0
	CB	Marcus Campbell, Sr.	2	(-)2	0
1996	CB	Marcus Campbell, Jr.	5	52	0
1995	CB	Spencer Brown, Sr.	5	43	0
1994	LB	Mark Smith, So.	2	16	0
1993	CB	Orlando Watters, Sr.	6	185	2
1992	CB	Dean Peevy, So.	5	37	0
1991	CB	Michael James, Sr.	5	75	1
1990	CB	Michael James, Jr.	2	21	0
1989	CB	Anthoney Cooney, Sr.	3	14	0
1988	R	Patrick Williams, Jr.	6	57	1
1987	S	Steve Atwater, Jr.	4	53	1
1986	CB	Charles Washington, Sr.	5	32	0
1985	LB	David Dudley, Jr.	3	79	1
	CB	Kevin Wyatt, Sr.	3	59	1
1984	CB	Kevin Wyatt, Jr.	5	22	0
1983	S	Greg Lasker, So.	3	72	0
	DB	Greg Gaston, So.	3	7	0
	DB	Charles Washington, Fr.	3	0	0
1982	DB	Keith Burns, Sr.	4	10	0
1981	DB	Danny Walters, Jr.	4	98	1
1980	FS	Kevin Evans, Sr.	2	21	0
1979	FS	Kevin Evans, Jr.	4	54	0
1978	E	William Hampton, Sr.	3	30	0
1977	LB	Mike Massey, So.	3	31	0
	FB	Vaughn Lusby, Jr.	3	0	0
1976		Six with two (no TDs)			
1975	CB	Tommy Harris, Sr.	3	28	0
1974	FS	Floyd Hogan, Sr.	2	92	0
1973	CB	Rollen Smith, Jr.	4	27	0
1972	SS	Mark Hollingsworth, Sr.	4	39	0
1971	CB	Louis Campbell, Jr.	7	86	1
1970	HB	David Hogue, Jr.	6	45	1
1969	MM	Bobby Field, Jr.	4	70	0
1968	HB	Jerry Moore, So.	5	104	1
	HB	Gary Adams, Sr.	5	6	0
1967	HB	Tommy Trantham, Sr.	6	104	0
1966	HB	Gary Adams, So.	7	93	0
1965	LB	Joe Black, Jr.	4	-	-
	HB	Tommy Trantham, So.	4	-	-
1964	HB	Bill Gray, Sr.	3	22	0
1963	HB	Ken Hatfield, Jr.	3	45	0
1962	HB	Ken Hatfield, So.	3	-	-
1961	HB	Billy Moore, Jr.	3	-	-
1960		George McKinney, Jr.	2	23	0
1959		not available			
1958	HB	Don Horton, Sr.	2	24	0
		Jim Mooty, Jr.	2	8	0
1957		George Walker, Sr.	2	18	0
1956		Gerald Nesbitt, Jr.	4	95	0
1955		Don Christian, Jr.	4	83	0
1954		George Walker, So.	6	90	0
1953		Floyd Sagely, Sr.	3	51	0
1952		Johnny Cole, Sr.	3	33	0
		Edsel Nix, Jr.	3	13	0
1951		not available			
1950		not available			
1949		Jim Rinehart, So.	10	106	0
1948		Gordon Long	4	60	0

INDIVIDUAL YEARLY LEADERS

PASSES BROKEN UP

YEAR	POS	PLAYER	PBU
2018	CB	Ryan Pulley, Jr.	7
	CB	Jarques McClellion, R-Fr.	7
2017	DB	Henre' Toliver, Sr.	8
	DB	Santos Ramirez, Jr.	8
	DB	Kamren Curl, Fr.	8
2016	CB	Ryan Pulley, So.	13
2015	CB	Jared Collins, Jr.	9
2014	CB	Jared Collins, So.	13
2013	S	Alan Turner, Jr.	5
	CB	Tevin Mitchel, Jr.	5
2012	S	Ross Rasner, Sr.	6
	CB	Kaelon Kelleybrew, Sr.	6
2011	S	Tramain Thomas, Sr.	6
2010	CB	Ramon Broadway, Sr.	6
2009	CB	Ramon Broadway, Jr.	4
	CB	Rudell Crim, Jr.	4
2008	CB	Ramon Broadway, So.	10
2007	FS	Michael Grant, Sr.	20
2006	CB	Chris Houston, Jr.	13
2005	CB	Michael Coe, Jr.	8
	CB	Chris Houston, So.	8
2004	LB	Sam Olajubutu, Jr.	4
2003	CB	Eddie Jackson, Sr.	10
2002	CB	Lawrence Richardson, So.	13
2001	CB	Lawrence Richardson, Fr.	20
2000	SS	D'Andre Berry, Jr.	12
1999	FS	Kenoy Kennedy, Sr.	10
1998	CB	David Barrett, Jr.	8
1997	CB	Marcus Campbell, Sr.	9
1996	CB	Marcus Campbell, Jr.	11
1995	CB	Spencer Brown, Sr.	7
1994	CB	Tracy Cantlope, Jr.	4
1993	CB	Orlando Watters, Sr.	8
1992	CB	Dean Peevy, So.	4
1991	CB	Orlando Watters, So.	6
1990	CB	Curtis Banks, Jr.	3
	CB	Pat Burris, Sr.	3
1989	S	Aaron Jackson, Jr.	10
1988	S	Steve Atwater, Sr.	9
1987	R	Odis Lloyd, Jr.	9
1986	S	Steve Atwater, So.	12
1985	S	Greg Lasker, Sr.	10
1984	S	Greg Lasker, Jr.	11
1983	CB	Greg Gaston, So.	6
	CB	Kevin Wyatt, So.	6
1982	CB	Danny Walters, Sr.	7
1981	SS	Keith Burns, Jr.	8
1980	CB	Trent Bryant, Sr.	6
1979	S	Kevin Evans, Jr.	8
1978	CB	Brad Shoup, Sr.	6
1977	SS	Howard Sampson, Sr.	7
1976		Bo Busby, Sr.	6
		Patrick Martin, Jr.	6
1975		Howard Sampson, Jr.	8
1974		Brad Thomas, Jr.	8
1973		not available	
1972		not available	
1971		not available	
1970		not available	
1969		not available	
1968	HB	Jerry Moore, So.	8
1967	HB	Tommy Trantham, Sr.	12
1966	HB	Gary Adams, So.	8
1965	MM	Mike Jordan, Jr.	9
1964	HB	Bill Gray, Sr.	9
1963	MM	Charles Daniel, Jr.	4
		Tommy Moore, Sr.	4
		Mike Parker, Sr.	4
1962	HB	Ken Hatfield, Jr.	5
		Mike Parker, Jr.	5
1961	C	Tommy Brasher, So.	5

FORCED FUMBLES

YEAR	POS	PLAYER	FF
2018	DT	Armon Watts, Sr.	3
	DE	McTelvin Agim, Jr.	3
2017	DB	Santos Ramirez, Jr.	3
2016	DE/LB	Randy Ramsey, So.	3
2015	DE	Deatrich Wise Jr., Jr.	3
2014	LB	Martrell Spaight, Sr.	2
	LB	Brooks Ellis, So.	2
2013	DE	Trey Flowers, Jr.	3
2012	S	Ross Rasner, Sr.	2
	CB	Tevin Mitchel, So.	2
2011	DE	Jake Bequette, Sr.	5
2010	S	Tramain Thomas, Jr.	4
2009	DE	Tenarius Wright, Fr.	3
2008	DE	Malcolm Sheppard, Jr.	2
2007	SS	Matt Hewitt, Sr.	4
2006		Three with two	2
2005	DE	Desmond Sims, Jr.	2
2004		Seven with one	1
2003	LB	Caleb Miller, Sr.	3
2002	FS	Ken Hamlin, Jr.	4
2001	FS	Ken Hamlin, So.	4
2000		Five with one	1
1999	B	Jeromy Flowers, Sr.	3
	FS	Kenoy Kennedy, Sr.	3
1998	R	Zac Painter, Sr.	3
1997	LB	C.J. McLain, Jr.	3
1996	LB	C.J. McLain, So.	2
1995	E	Geno Bell, Jr.	2
	LB	Mark Smith, Jr.	2
1994		Four with two	2
1993	E	Henry Ford, Sr.	3
1992	LB	Tyrone Chatman, Jr.	4
1991		Six players	1
1990	E	Ken Benson, Sr.	2
	FS	Ben Floor, Sr.	2
1989		Seven players with one	1
1988	T	Wayne Martin, Sr.	7
1987	T	Wayne Martin, Jr.	2
1986	T	Wayne Martin, So.	2
	T	David Schell, Jr.	2
	LB	Rickey Williams, Jr.	2
1985	T	Rodney Beachum, Sr.	4
1984	R	Nathan Jones, Sr.	4
	LB	Nick Miller, Sr.	4

FUMBLE RECOVERIES

YEAR	POS	PLAYER	FR
2018	DB	Chevin Calloway, So.	2
2017	DL	Briston Guidry, R-Fr.	2
2016		Four Players	2
2015		Seven Players	1
2014	DT	Darius Philon, So.	3
2013		Six Players	1
2012		Five Players	1
2011	LB	Jerry Franklin, Sr.	2
2010	S	Tramain Thomas, Jr.	2
	CB	Darius Winston, So.	2
	LB	Freddy Burton, Sr.	2
2009	CB	Ramon Broadway, Jr.	3
2008	LB	Jerry Franklin, Fr.	2
2007	SS	Matt Hewitt, Sr.	3
2006	CB	Jerell Norton, Fr.	2
2005	DT	Keith Jackson, Jr.	3
2004	LB	Pierre Brown, Jr.	2
	CB	Dallas Washington, Fr.	2
2003		Seven Players	2
2002		Four Players	2
2001	FS	Ken Hamlin, So.	3
2000	DE	Carlos Hall, Jr.	2
1999	CB	Orlando Green, So.	2
	FS	Kenoy Kennedy, Sr.	2
	T	Sacha Lancaster, So.	2
1998	E	D.J. Cooper, Jr.	2
	CB	Rossi Morreale, So.	2
	LB	Harry Wilson, Sr.	2
1997	NG	Melvin Bradley, Jr.	4
1996	E	D.J. Cooper, Fr.	2
	LB	C.J. McLain, So.	2
1995	E	Marcus Adair, Sr.	2
1994	LB	Don Bray, Jr.	2
	E	Steven Conley, Jr.	2
	FS	Del Delco, Jr.	2
1993	T	Henry Ford, Sr.	2
1992	LB	Darwin Ireland, Jr.	2
	NG	Owen Kelly, Sr.	2
	SS	Mike Nunnerley, Fr.	2
1991	CB	Michael James, Sr.	3
1990	LB	Darwin Ireland, Fr.	5
1989	R	Kirk Collins, So.	2
1988	T	Wayne Martin, Sr.	3
1987		Seven Players	1
1986	NG	Tony Cherico, Jr.	2
	LB	Kerry Owens, So.	2
1985	T	Rodney Beachum, Sr.	2
1984	DE	Ravin Caldwell, Jr.	4
1983	T	Ron Faurot, Sr.	3
1982	T	Earl Buckingham, Sr.	3
1981	LB	Steve Douglas, Jr.	3
1980	LB	Jeff Goff, Jr.	3
	LB	Ed Jackson, So.	3
	E	Billy Ray Smith, So.	3
1979	DB	Trent Bryant, Jr.	3
	E	Jeff Goff, So.	3
1978	T	Dan Hampton, Sr.	3
	LB	Mike Massey, Jr.	3
	T	Dale White, Sr.	3
1977	T	Jimmy Walker, Jr.	3
1976	T	Dale White, So.	4
	E	Dennis Winston, Sr.	4
1975	E	Johnnie Meadors, Jr.	6
1974	E	Ivan Jordan, Jr.	5
1973		not available	
1972		not available	
1971		not available	
1970		not available	
1969		not available	
1968	T	Gordon McNulty, Jr.	4
1967	HB	Gary Adams, Jr.	3
	MG	David Cooper, Sr.	3
	LB	Lynn Garner, So.	3
1966	T	Loyd Phillips, Sr.	3
1965	LB	Joe Black, Jr.	4
1964	MG	Jimmy Johnson, Sr.	3
1963	T	Jim Williams, So.	4
1962		Billy Moore, Sr.	4
1961	G	Ray Trail, Jr.	4

INDIVIDUAL YEARLY LEADERS

TOTAL OFFENSE

YEAR	PLAYER	RUSH ATT	RUSH YDS	RUSH TD	PASS ATT	PASS COMP	PCT	PASS YDS	PASS TD	INT	TOTAL PLAYS	TOTAL YDS	TOTAL TD
2018	Ty Storey, Jr.	67	146	1	250	143	.572	1,584	11	10	317	1,730	12
2017	Austin Allen, Sr.	37	-20	1	187	105	.561	1,427	10	5	224	1,407	11
2016	Austin Allen, Jr.	65	-126	2	401	245	.611	3430	25	15	466	3,304	27
2015	Brandon Allen, Sr.	56	107	1	370	244	.659	3,440	30	8	426	3,547	31
2014	Brandon Allen, Jr.	42	0	2	339	190	.560	2,285	20	5	381	2,285	22
2013	Brandon Allen, So.	29	29	1	258	128	.496	1,552	13	10	287	1,581	14
2012	Tyler Wilson, Sr.	41	7	0	401	249	.621	3,387	21	13	442	3,394	21
2011	Tyler Wilson, Jr.	60	-3	4	438	277	.632	3,638	24	6	498	3,635	28
2010	Ryan Mallett, Jr.	44	-74	4	411	266	.647	3,869	32	12	455	3,795	36
2009	Ryan Mallett, So.	58	-29	2	403	225	.558	3,624	30	7	461	3,595	32
2008	Casey Dick, Sr.	72	-51	3	357	205	.574	2,586	13	14	429	2,535	16
2007	Darren McFadden, Jr.	325	1,830	16	11	6	.545	123	4	0	336	1,953	20
2006	Darren McFadden, So.	284	1,647	14	9	7	.778	69	3	1	293	1,716	17
2005	Darren McFadden, Fr.	176	1,113	11	0	0	.000	0	0	0	176	1,113	11
2004	Matt Jones, Sr.	83	622	6	264	151	.572	2,073	15	12	347	2,695	21
2003	Matt Jones, Jr.	96	707	8	230	132	.574	1,917	18	7	326	2,624	26
2002	Matt Jones, So.	129	614	5	234	122	.521	1,592	16	8	363	2,206	21
2001	Zak Clark, So.	22	-42	0	179	88	.492	1,000	6	4	201	958	6
2000	Robby Hampton, So.	29	-19	1	261	145	.556	1,548	13	8	290	1,529	14
1999	Clint Stoerner, Sr.	27	-60	2	317	177	.558	2,293	19	10	344	2,233	21
1998	Clint Stoerner, Jr.	51	-57	1	312	167	.535	2,629	26	8	363	2,572	27
1997	Clint Stoerner, So.	81	-267	2	357	173	.485	2,347	12	13	438	2,080	14
1996	Pete Burks, So.	92	74	2	224	115	.513	1,464	6	9	316	1,464	8
1995	Barry Lunney Jr., Sr.	112	65	3	292	180	.616	2,206	12	10	404	2,246	15
1994	Barry Lunney Jr., Jr.	91	40	2	183	101	.552	1,345	11	6	274	1,385	13
1993	Barry Lunney Jr., So.	74	140	2	202	104	.515	1,241	6	7	276	1,381	8
1992	Barry Lunney Jr., Fr.	40	-140	0	189	91	.481	1,015	4	5	229	875	4
1991	Jason Allen, Fr.	47	98	0	102	48	.471	603	6	6	149	701	6
1990	Quinn Grovey, Sr.	104	326	5	235	120	.511	1,886	18	10	339	2,212	23
1989	Quinn Grovey, Jr.	120	565	8	131	72	.550	1,149	5	9	251	1,714	13
1988	Quinn Grovey, So.	110	515	7	98	62	.633	966	4	3	208	1,481	11
1987	James Rouse, Jr.	182	1,004	17	0	0	.000	0	0	0	182	1,004	17
1986	Greg Thomas, Jr.	141	461	8	109	67	.615	1,032	6	1	250	1,493	14
1985	Greg Thomas, So.	118	365	1	72	33	.458	554	4	2	190	919	5
1984	Brad Taylor, Sr.	109	135	5	147	82	.558	1,166	7	11	256	1,301	12
1983	Brad Taylor, Jr.	91	-31	3	257	139	.541	1,837	9	8	348	1,806	12
1982	Brad Taylor, So.	74	108	3	141	59	.418	1,073	6	9	215	1,181	9
1981	Tom Jones, Jr.	68	219	3	109	60	.551	684	7	7	177	903	10
1980	Tom Jones, So.	95	178	3	166	93	.560	1,161	6	8	261	1,339	9
1979	Kevin Scanlon, Sr.	120	248	7	139	92	.662	1,212	9	6	259	1,460	16
1978	Ron Calcagni, Sr.	153	448	11	103	62	.602	807	4	5	256	1,255	15
1977	Ron Calcagni, Jr.	125	546	4	137	73	.533	1,147	10	7	262	1,693	14
1976	Ben Cowins, So.	183	1,162	7	0	0	.000	0	0	0	183	1,162	7
1975	Ike Forte, Sr.	174	983	10	0	0	.000	0	0	0	174	983	10
1974	Ike Forte, Jr.	187	974	9	0	0	.000	0	0	0	187	974	9
1973	Dickey Morton, Sr.	226	1,298	5	0	0	.000	0	0	0	226	1,298	5
1972	Joe Ferguson, Sr.	73	68	2	254	119	.469	1,484	9	15	327	1,552	11
1971	Joe Ferguson, Jr.	63	39	6	271	160	.590	2,203	11	12	334	2,242	17
1970	Bill Montgomery, Sr.	86	157	6	195	110	.570	1,662	10	9	281	1,819	16
1969	Bill Montgomery, Jr.	92	66	3	173	93	.538	1,333	9	7	265	1,399	12
1968	Bill Montgomery, So.	116	239	4	234	134	.572	1,595	10	8	350	1,834	14
1967	Ronnie South, Sr.	55	-38	0	142	84	.592	1,159	11	8	197	1,121	11
1966	Jon Brittenum, Sr.	81	168	1	143	76	.531	1,103	7	7	224	1,271	8
1965	Jon Brittenum, Jr.	81	224	6	149	75	.503	1,103	8	7	230	1,327	14
1964	Fred Marshall, Sr.	104	438	3	94	50	.532	656	4	8	198	1,094	7
1963	Bill Gray, Jr.	51	36	5	79	34	.430	483	4	5	130	519	9
1962	Billy Moore, Sr.	131	585	14	91	51	.560	673	5	2	222	1,258	19
1961	George McKinney, Sr.	68	244	4	68	32	.471	426	6	5	136	670	10
1960	George McKinney, Jr.	84	193	1	90	39	.433	728	9	6	174	921	10
1959	Jim Mooty, Sr.	93	519	5	0	0	.000	0	0	0	93	519	5
1958	James Monroe, Jr.	67	174	3	96	41	.427	512	3	8	163	686	6
1957	George Walker, Sr.	34	84	3	63	35	.556	587	4	4	97	671	7
1956	Don Christian, Jr.	96	412	5	53	18	.340	260	2	0	149	672	7
1955	Henry Moore, Sr.	134	701	3	0	0	.000	0	0	0	134	701	3
1954	George Walker, So	79	301	7	85	45	.529	603	4	9	164	904	11
1953	Lamar McHan, Sr.	143	409	4	150	78	.520	1,107	8	11	293	1,516	12
1952	Lamar McHan, Jr.	62	162	4	136	55	.404	743	5	17	198	905	9
1951	Lamar McHan, So.	127	433	4	135	53	.393	724	6	14	262	1,157	10
1950	Jim Rinehart, Jr.	72	142	2	139	59	.424	756	3	15	211	898	5
1949	Geno Mazzanti, Sr.	123	757	3	0	0	.000	0	0	0	123	757	3
1948	Clyde Scott	95	670	6	20	9	.450	198	2	2	115	868	8
1947	Clyde Scott	152	659	6	41	14	.341	258	2	1	193	917	8
1946	Ken Holland	112	397	2	44	-	-	242	2	Ñ	156	639	4
1938	Kay Eakin	119	482	4	193	78	.404	962	5	18	312	1,344	9
1937	Jack Robbins	57	195	4	130	49	.377	780	8	18	187	910	12
1936	Jack Robbins	73	315	2	104	54	.519	554	4	7	177	869	6
1935	Jack Robbins	61	345	4	152	95	.625	1,219	7	7	213	1,564	1

TEAM RUSHING RECORDS

RUSHING ATTEMPTS

GAME

1.	85	TCU (475 yards)	1980
2.	81	at Rice (421 yards)	1981
3.	80	at Ole Miss (370 yards)	2001
	80	Utah State (385 yards)	1975
5.	78	Tulsa (344 yards)	1987
6.	77	Colorado State (410 yards)	1974
	77	Oklahoma State (349 yards)	1969
8.	75	at Houston (296 yards)	1988
	75	TCU (316 yards)	1986
	75	Texas A&M (266 yards)	1984
	75	Texas Tech (527 yards)	1978
	75	Tulsa (365 yards)	1974

SEASON

1.	753	3,196 yards in 11 games	1987
2.	685	2,922 yards in 11 games	1985
3.	680	3,456 yards in 11 games	1989
4.	677	3,119 yards in 11 games	1978
5.	674	2,898 yards in 11 games	1974
6.	668	2,721 yards in 11 games	1986
7.	659	3,523 yards in 11 games	1975
8.	644	2,348 yards in 11 games	1982
9.	643	3,065 yards in 14 games	2002
10.	640	2,420 yards in 11 games	1984

RUSHING YARDS

GAME

1.	594	Pittsburg (Kan.) State (54 rushes)	1936
2.	542	South Carolina	2007
3.	541	Florida International (58 rushes)	2007
4.	527	TCU (75 rushes)	1978
5.	512	SMU (73 rushes)	1977
6.	503	Northwestern (La.) State (47 rushes)	1947
7.	502	New Mexico (71 rushes)	1987
8.	501	Air Force (62 rushes)	1975
9.	495	Nicholls (40 rushes)	2014
10.	493	Missouri State (51 rushes)	2005

SEASON

1.	3,725	625 rushes in 13 games	2007
2.	3,523	659 rushes in 11 games	1975
3.	3,456	680 rushes in 11 games	1989
4.	3,199	539 rushes in 14 games	2006
5.	3,196	753 rushes in 12 games	1987
6.	3,145	626 rushes in 13 games	2003
7.	3,119	677 rushes in 11 games	1978
8.	3,065	643 rushes in 14 games	2002
9.	3,011	604 rushes in 11 games	1977
10.	2,922	685 rushes in 11 games	1985



FELIX JONES teamed with Darren McFadden and Peyton Hillis in 2007 to create the most prolific rushing attack in Razorback history. The trio helped Arkansas rush for 3,725 yards on just 625 carries (5.96 avg.), setting school records for total rushing yards and yards per rush.

RUSHING YARDS PER GAME

SEASON

1.	320.3	3,523 yards in 11 games	1975
2.	314.2	3,456 yards in 11 games	1989
3.	286.5	3,725 yards in 13 games	2007
4.	283.5	3,119 yards in 11 games	1978
5.	273.7	3,011 yards in 11 games	1977
6.	266.3	3,196 yards in 12 games	1987
7.	265.6	2,922 yards in 11 games	1985
8.	263.4	2,898 yards in 11 games	1974
9.	247.4	2,721 yards in 11 games	1986
10.	246.7	2,714 yards in 11 games	1988

YARDS PER RUSH

GAME

1.	12.38	Nicholls (40 for 495 yards)	2014
2.	11.00	Pittsburg (Kan.) State (54 for 594 yards)	1936
3.	10.70	Northwestern (La.) State (47 for 503 yards)	1947
4.	9.73	Eastern Michigan (30 for 292 yards)	2009
5.	9.50	Missouri State (51 for 483 yards)	2005
6.	9.47	at Auburn (45 for 426 yards)	2002
7.	9.33	South Carolina (58 for 541 yards)	2007
8.	9.29	Alcorn State (38 for 353 yards)	2016
	9.29	Southeast Missouri (41 for 381 yards)	2006
10.	8.70	at Mississippi State (41 for 357)	2016

SEASON

1.	5.96	625 for 3,725 yards	2007
2.	5.94	539 for 3,199 yards	2006
3.	5.35	659 for 3,523 yards	1975
4.	5.28	474 for 2,504 yards	2013
5.	5.08	557 for 2,834 yards	2014
6.	5.08	680 for 3,456 yards	1989
7.	5.02	626 for 3,145 yards	2003
8.	5.01	512 for 2,565 yards	2015
9.	4.99	604 for 3,011 yards	1977
10.	4.96	481 for 2,386 yards	2005

RUSHING TOUCHDOWNS

SEASON

1.	35	1970
2.	34	2003
	34	1989
	34	1978
	34	1965
6.	33	2007
	33	1975
	33	1969
9.	32	1971
10.	31	2015
	31	2014
	31	1988
	31	1987
	31	1974

TEAM PASSING RECORDS

PASS ATTEMPTS

GAME

1.	59	at Texas A&M (29 completions)	2012
2.	53	Toledo (32 completions)	2015
	53	LSU (31 completions)	2012
	53	Alabama (24 completions)	1999
5.	51	Texas A&M (30 completions)	2011
	51	Texas A&M (31 completions)	1971
7.	49	at Auburn (35 completions)	2010
	49	at Kentucky (25 completions)	1999
9.	48	Alabama (25 completions)	2016
	48	Vanderbilt (28 completions)	2010

SEASON

1.	471	299 completions	2011
2.	465	301 completions	2010
3.	459	272 completions	2012
4.	443	253 completions	2008
5.	439	247 completions	2009
6.	406	247 completions	2016
7.	374	226 completions	2015
8.	371	204 completions	1999
9.	370	202 completions	2018
	370	177 completions	1997

PASS COMPLETIONS

GAME

1.	35	at Auburn (49 attempts)	2010
2.	33	Mississippi State (45 attempts)	2011
3.	32	Toledo (53 attempts)	2015
4.	31	LSU (53 attempts)	2012
	31	Texas A&M (51 attempts)	1971
6.	30	Mississippi State (43 attempts)	2015
	30	Texas A&M (51 attempts)	2011
	30	Missouri State (41 attempts)	2009
9.	29	at Texas A&M (59 attempts)	2012
10.	28	vs. Texas A&M (42 attempts)	2016
	28	Georgia (45 attempts)	2014
	28	Missouri State (35 attempts)	2011
	28	Vanderbilt (48 attempts)	2010
	28	Louisiana Monroe (43 attempts)	2010

SEASON

1.	301	465 attempts	2010
2.	299	471 attempts	2011
3.	272	459 attempts	2012
4.	253	443 attempts	2008
5.	247	406 attempts	2016
	247	439 attempts	2009
7.	246	374 attempts	2015
8.	204	371 attempts	1999
9.	202	370 attempts	2018
10.	199	359 attempts	2014

COMPLETION PERCENTAGE

SEASON

1.	.658	246 of 374	2015
2.	.647	301 of 465	2010
3.	.639	122 of 191	1979
4.	.635	299 of 471	2001
5.	.610	183 of 300	1995
6.	.608	247 of 406	2016
7.	.600	78 of 130	1986
8.	.593	272 of 459	2012
9.	.580	170 of 293	1971
10.	.574	116 of 202	1967



Behind quarterback **RYAN MALLETT** in 2010, Arkansas led the SEC and ranked in the top six nationally in total passing yards (4,338), passing yards per game (333.7) and touchdown passes (36), all of which are program records.

PASSING YARDS

GAME

1.	510	Texas A&M (30-51, 3 TD, 0 INT)	2011
2.	447	Missouri State (30-41, 3 TD, 1 INT)	2009
3.	442	at Ole Miss (33-45, 6 TD, 0 INT)	2015
4.	428	at Auburn (35-49, 5 TD, 2 INT)	2010
5.	419	Rutgers (20-39, 3 TD, 2 INT)	2012
6.	417	Vanderbilt (28-48, 3 TD, 0 INT)	2010
7.	412	Toledo (32-53, 0 TD, 1 INT)	2015
8.	408	Georgia (21-39, 5 TD, 0 INT)	2009
9.	406	Mississippi State (30-43, 7 TD, 0 INT)	2015
10.	405	Troy (23-30, 5 TD, 1 INT)	2009

SEASON

1.	4,338	301 of 465	2010
2.	3,909	299 of 471	2011
3.	3,842	247 of 439	2009
4.	3,618	272 of 459	2012
5.	3,486	246 of 374	2015
6.	3,434	247 of 406	2016
7.	3,115	253 of 443	2008
8.	2,668	170 of 321	1998
9.	2,576	204 of 371	1999
10.	2,463	192 of 340	2017

PASSING YARDS PER GAME

SEASON

1.	333.7	4,338 in 13 games	2010
2.	301.5	3,618 in 12 games	2012
3.	300.7	3,909 in 13 games	2011
4.	278.8	3,624 in 13 games	2009
5.	268.2	3,486 in 13 games	2015
6.	264.2	3,434 in 13 games	2016
7.	259.6	3,115 in 12 games	2008
8.	242.5	2,668 in 11 games	1998
9.	234.2	2,576 in 11 games	1999
10.	225.5	2,448 in 11 games	1970

PASSING YARDS PER ATTEMPT

SEASON

1.	9.45	112 for 1,058	1957
2.	9.43	130 for 1,226	1986
3.	9.33	465 for 4,338	2010
4.	9.32	374 for 3,486	2015
	9.32	120 for 1,118	1985
6.	8.99	403 for 3,624	2009
7.	8.96	164 for 1,470	1989
8.	8.70	180 for 1,566	1988
9.	8.62	284 for 2,448	1970
10.	8.46	406 for 3,434	2016

TOUCHDOWN PASSES

GAME

1.	7	Mississippi State	2015
2.	6	at Ole Miss	2015
	6	Pittsburg (Kan.) State	1936
4.	5	Kentucky	2012
	5	UTEP	2010
	5	at Auburn	2010
	5	Mississippi State	2009
	5	Troy	2009
	5	Georgia	2009
	5	Mississippi State	2007
	5	Vanderbilt	1994

SEASON

1.	36	2010
2.	32	2009
3.	31	2015
4.	26	2016
	26	2011
	26	1998
7.	24	2007
8.	23	2012
	23	2006
10.	21	2014
	21	1999

TEAM OFFENSE RECORDS

TOTAL PLAYS

GAME

1.	110	Wichita State (63 rushes, 47 passes, 545 yards, 4 TD)	1969
2.	107	Oklahoma State (77 rushes, 30 passes, 500 yds, 6 TD)	1969
	107	at Rice (81 rushes, 26 passes, 620 yds, 5 TD)	1981
4.	106	at Ole Miss (80 rushes, 26 passes, 531 yards, 8 TD)	2001
5.	99	at Kentucky (71 rushes, 28 passes, 9 TD)	2003
6.	98	at Texas A&M (39 rushes, 59 passes, 515 yards, 1 TD)	2012
7.	97	at Houston (56 rushes, 41 passes, 1 TD)	1990
	97	TCU (85 rushes, 12 passes, 610 yds, 6 TD)	1980
9.	95	Texas Tech (60 rushes, 35 passes, 1 TD)	1990
	95	TCU (75 rushes, 20 passes, 4 TD)	1986

SEASON

1.	942	643 rushes, 299 passes, 40 TD	2002
2.	938	625 rushes, 313 passes, 57 TD	2007
3.	930	626 rushes, 304 passes, 54 TD	2003
4.	923	517 rushes, 406 passes, 47 TD	2016
5.	916	557 rushes, 359 passes, 52 TD	2014
6.	893	644 rushes, 249 passes, 33 TD	1982
7.	886	512 rushes, 374 passes, 62 TD	2015
	886	421 rushes, 465 passes, 58 TD	2010
9.	883	412 rushes, 471 passes, 51 TD	2011
10.	879	753 rushes, 126 passes, 34 TD	1987

TOTAL YARDS

GAME

1.	859	Pittsburg (Kan.) State (594 rush, 265 pass, 86 plays, 8 TD)	1936
2.	713	North Texas (446 rush, 267 pass, 80 plays, 8 TD)	2007
3.	684	Nicholls (495 rush, 189 pass, 54 plays, 10 TD)	2014
4.	661	at Mississippi State (357 rush, 304 pass, 67 plays, 8 TD)	2016
5.	658	at TCU (296 rush, 362 pass, 83 plays, 7 TD)	1970
6.	650	South Carolina (541 rush, 109 pass, 69 plays, 7 TD)	2007
7.	647	Houston (391 rush, 256 pass, TD)	1989
8.	632	New Mexico (259 rush, 373 pass, 81 plays, 6 TD)	2011
9.	620	UTEP (366 rush, 254 pass, TD)	1989
	620	at Rice (421 rush, 199 pass, 107 plays, 5 TD)	1981

SEASON

1.	6,273	1,935 rushing, 4,338 passing, 58 TD	2010
2.	6,051	2,565 rushing, 3,486 passing, 62 TD	2015
3.	5,850	3,725 rushing, 2,125 passing, 57 TD	2007
4.	5,695	1,786 rushing, 3,909 passing, 51 TD	2011
5.	5,607	3,145 rushing, 2,462 passing, 54 TD	2003
6.	5,569	2,135 rushing, 3,434 passing, 47 TD	2016
7.	5,555	1,713 rushing, 3,842 passing, 55 TD	2009
8.	5,292	3,199 rushing, 2,093 passing, 49 TD	2006
9.	5,278	2,834 rushing, 2,444 passing, 52 TD	2014
10.	5,042	1,424 rushing, 3,618 passing, 35 TD	2012

TOTAL YARDS PER GAME

SEASON

1.	482.5	6,273 in 13 games	2010
2.	465.5	6,051 in 13 games	2015
3.	450.0	5,850 in 13 games	2007
4.	447.8	4,926 in 11 games	1989
5.	445.3	4,898 in 11 games	1971
6.	438.1	5,695 in 13 games	2011
7.	431.3	5,607 in 13 games	2003
8.	428.4	5,564 in 13 games	2016
9.	427.3	5,555 in 13 games	2009
10.	420.2	5,042 in 12 games	2012

TOTAL YARDS PER PLAY

GAME

1.	12.67	Nicholls (54 for 684 yards)	2014
2.	10.76	Northwestern (La.) State (49 for 527 yards)	1947
3.	10.33	Eastern Michigan (57 for 589 yards)	2009
4.	9.99	Alcorn State (56 for 559 yards)	2016
	9.99	Pittsburg (Kan.) State (86 for 859 yards)	1936
6.	9.42	South Carolina (69 for 650 yards)	2007
7.	9.87	at Mississippi State (67 for 661 yards)	2016
8.	9.10	Troy (61 for 592 yards)	2009
9.	9.07	UTEP (54 for 490 yards)	2015
10.	8.95	Tennessee Tech (58 for 519 yards)	2010

SEASON

1.	7.08	886 for 6,273 yards	2010
2.	6.83	886 for 6,051 yards	2015
3.	6.66	834 for 5,555 yards	2009
4.	6.45	883 for 5,695 yards	2011
5.	6.29	841 for 5,292 yards	2006
6.	6.24	938 for 5,850 yards	2007
7.	6.10	826 for 5,042 yards	2012
8.	6.03	930 for 5,607 yards	2003
9.	6.00	923 for 5,569 yards	2016
10	5.84	844 for 4,926 yards	1989

RUSHING FIRST DOWNS

GAME

1.	29	TCU	1980
2.	24	at Texas Tech	2014
	24	Oklahoma State	1969
4.	23	North Texas State	1971
5.	22	South Carolina	2007
	22	at Ole Miss	2001
7.	21	Northwestern (La.) State	1961
	21	at SMU	1959
9.	20	Missouri State	2005
	20	Rice	1956

SEASON

1.	183		1989
	183		1987
3.	172		1978
4.	165		2007
5.	157		1986
	157		1985
7.	156		1975
8.	153		1974
9.	152		1971
10.	150		2002

PASSING FIRST DOWNS

GAME

1.	24	at Ole Miss	2015
2.	21	Mississippi State	2015
3.	20	Toledo	2015
4.	19	Mississippi State	2011
	19	Texas A&M	2011
	19	at Auburn	2010
	19	Louisiana Monroe	2010
	19	Troy	2009
	19	Missouri State	2009
10.	18	New Mexico	2011



KNILE DAVIS totaled 1,458 all-purpose yards in 2010 to help the Hogs average a school-record 482.5 yards of total offense, which also ranked second in the SEC and ninth nationally.

SEASON

1.	173		2010
2.	167		2015
3.	166		2011
4.	150		2016
5.	147		2009
6.	142		2012
7.	134		2008
8.	120		2014
9.	117		2003
10.	111		1999

TOTAL FIRST DOWNS

GAME

1.	37	at TCU	1980
2.	35	at Ole Miss	2015
3.	34	New Mexico	2011
	34	South Florida	2002
	34	Navy	1982
	34	at Rice	1981
	34	Oklahoma State	1969
8.	32	at Texas Tech	2014
	32	Ole Miss	2001
	32	Wichita State	1969

SEASON

1.	305	129 rush, 167 pass, 9 penalty	2015
2.	291	105 rush, 173 pass, 13 penalty	2010
3.	288	116 rush, 150 pass, 22 penalty	2016
	288	146 rush, 120 pass, 22 penalty	2014
5.	279	93 rush, 166 pass, 20 penalty	2011
6.	273	165 rush, 97 pass, 11 penalty	2007
	273	142 rush, 117 pass, 14 penalty	2003
8.	269	152 rush, 103 pass, 14 penalty	1971
9.	261	183 rush, 69 pass, 9 penalty	1989
10.	255	150 rush, 87 pass, 18 penalty	2002

TEAM PUNTS/RETURNS/SCORING RECORDS

TOTAL PUNTS

GAME

1.	13	Oklahoma State	1946
2.	12	TCU (442 for 36.8 average)	1959
3.	11	at SMU (506 for 46.0 average)	1965
4.	10	at Auburn (415 for 41.5 average)	2016
	10	at Alabama (402 for 40.2 average)	2015
	10	at Alabama (358 for 35.8 average)	2009
	10	UNLV (434 for 43.4 average)	2001
	10	at Texas A&M (379 for 37.9 average)	1987
	10	Texas Tech (495 for 49.5 average)	1986
	10	at Rice (349 for 34.9 average)	1963
	10	Tulsa (301 for 30.1 average)	1961
	10	Texas (350 for 35.0 average)	1959
	10	at Baylor (330 for 33.0 average)	1955

SEASON

1.	76	40.5 average	1992
2.	74	36.9 average	2002
3.	73	37.5 average	1955
4.	70	36.7 average	1957
5.	69	40.3 average	1996
6.	68	37.5 average	2018
	68	42.2 average	1991
	68	36.8 average	1958
	68	37.9 average	1949
10.	67	42.5 average	2001
	67	41.7 average	2000
	67	38.1 average	1950

PUNTING YARDS

GAME

1.	506	SMU (11 punts)	1965
2.	495	Texas Tech (10 punts)	1986
3.	442	TCU (12 punts)	1959
4.	434	UNLV (10 punts)	2001
5.	419	Texas A&M (8 punts)	1976
6.	415	at Auburn (10 punts)	2016
7.	402	at Alabama (10 punts)	2015
8.	401	Houston (8 punts)	1983
9.	389	Alabama (8 punts)	2002
10.	387	at Baylor (9 punts)	1986

SEASON

1.	3,075	76 for 40.5 average	1992
2.	2,867	68 for 42.2 average	1991
3.	2,848	67 for 42.5 average	2001
4.	2,801	65 for 43.1 average	1976
5.	2,793	67 for 41.7 average	2000
6.	2,791	64 for 43.6 average	1983
7.	2,777	69 for 40.3 average	1996
8.	2,737	73 for 37.5 average	1955
9.	2,729	74 for 36.9 average	2002
10.	2,626	59 for 44.5 average	1949

PUNTING AVERAGE

GAME

1.	61.0	at Texas (3 punts)	1980
2	59.0	at Baylor (2 punts)	1988
3.	58.3	Tulsa (3 punts)	2012
4.	54.0	Texas A&M (1 punt)	1959
5.	53.5	South Carolina (4 punts)	2013
6.	52.8	Alabama (4 punts)	2016
7.	52.5	at TCU (2 punts)	1985
8.	52.4	Texas A&M (8 punts)	1976
9.	52.3	at Rice (3 punts)	1977
10.	52.0	Texas A&M (1 punt)	1959

SEASON

1.	46.2	54 for 2,493 yards	1986
2.	45.3	53 for 2,400 yards	2001
3.	44.9	51 for 2,234 yards	1984
4.	44.7	54 for 2,416 yards	2012
5.	44.5	59 for 2,626 yards	2016
6.	44.3	48 for 2,127 yards	1977
7.	43.6	64 for 2,791 yards	1983
8.	43.3	54 for 2,340 yards	1980
9.	43.1	65 for 2,801 yards	1976
10.	43.0	37 for 1,590 yards	1975

TOTAL PUNT RETURNS

GAME

1.	9	North Texas (165 yards)	1971
	9	Rice (89 yards)	1964
3.	8	Missouri State (188 yards)	2011
	8	at Ole Miss (53 yards)	1985
	8	at Texas Tech (130 yards)	1979
	8	TCU (107 yards)	1967
	8	Tulsa (137 yards)	1961
8.	7	Baylor (110 yards)	1970
	7	Wichita State (159 yards)	1969
	7	TCU (59 yards)	1968
	7	Oklahoma State (33 yards)	1967
	7	Tulsa (95 yards)	1957

SEASON

1.	45	700 yards	1950
2.	44	544 yards	1985
3.	43	319 yards	1982
	43	423 yards	1957
5.	41	300 yards	1992
6.	40	305 yards	1977
7.	37	439 yards	2002
	37	433 yards	1967
9.	36	247 yards	1994
	36	291 yards	1979

PUNT RETURN YARDAGE

GAME

1.	188	Missouri State (8 returns)	2011
2.	165	North Texas (9 returns)	1971
3.	159	Wichita State (7 returns)	1969
4.	144	Ole Miss (4 returns)	2010
5.	137	Tulsa (8 returns)	1961
6.	127	at Kentucky (5 returns)	2003
7.	110	Baylor (7 returns)	1970
8.	107	TCU (8 returns)	1967
9.	95	Tulsa (7 returns)	1957

SEASON

1.	700	45 returns	1950
2.	544	44 returns	1985
3.	536	27 returns	1948
4.	534	32 returns	1964
5.	463	33 returns	1962
6.	441	34 returns	2003
7.	439	37 returns	2002
8.	433	37 returns	1967
9.	423	43 returns	1957
10.	421	26 returns	1963

PUNT RETURN AVERAGE

SEASON

1.	19.85	27 for 536 yards	1948
2.	16.69	32 for 534 yards	1964
3.	16.19	26 for 421 yards	1963
4.	15.96	25 for 399 yards	1955
5.	15.56	45 for 700 yards	1950
6.	15.55	20 for 311 yards	2010
7.	15.00	27 for 405 yards	1966
8.	14.75	28 for 413 yards	1960
9.	14.03	33 for 463 yards	1962
10.	13.67	12 for 164 yards	1954

TOTAL KICKOFF RETURNS

GAME

1.	10	at Auburn (179 yards)	2010
2.	8	Alabama (184 yards)	2008
	8	at LSU (103 yards)	2003
	8	Minnesota (128 yards)	2002
	8	at Tennessee (161 yards)	2000
	8	at Tulsa (222 yards)	1952
7.	7	at Alabama (129 yards)	2013
	7	at Mississippi State (108 yards)	2012
	7	LSU (109 yards)	2008
	7	Missouri (168 yards)	2007
	7	at Tennessee (117 yards)	2007
	7	at Georgia (125 yards)	2001
	7	Boise State (135 yards)	2000

SEASON

1.	54	1,047 yards	2010
	54	1,283 yards	2009
3.	53	1,004 yards	1990
4.	52	1,104 yards	2008
5.	51	1,125 yards	2007
6.	45	957 yards	2017
7.	44	872 yards	1952
8.	42	974 yards	2011
	42	872 yards	2002
10.	41	867 yards	2001
	41	688 yards	1987

KICKOFF RETURN YARDAGE

GAME

1.	222	at Tulsa (8 returns)	1952
2.	200	Hardin-Simmons (2 returns)	1958
3.	197	Alabama (6 returns)	2002
4.	194	Stanford (6 returns)	1970
5.	184	Alabama (8 returns)	2008
	184	Southern California (6 returns)	2005
7.	179	at Auburn (10 returns)	2010
8.	178	South Carolina (4 returns)	2011
9.	168	Missouri (7 returns)	2007
10.	163	Troy (4 returns)	2007

SEASON

1.	1,283	54 returns	2009
2.	1,125	51 returns	2007
3.	1,104	52 returns	2008
4.	1,047	54 returns	2010
5.	1,004	53 returns	1990
6.	974	42 returns	2011
7.	965	33 returns	2005
8.	957	45 returns	2017
9.	921	37 returns	2006
10.	872	42 returns	2002
	872	44 returns	1952

KICKOFF RETURN AVERAGE

SEASON

1.	29.20	33 for 965 yards	2005
2.	25.70	24 for 617 yards	2014
3.	25.48	29 for 739 yards	1992
4.	24.89	37 for 921 yards	2006
5.	24.74	19 for 470 yards	1962
6.	23.75	54 for 1,283 yards	2009
7.	23.19	42 for 974 yards	2011
8.	23.04	23 for 530 yards	2018
9.	23.00	26 for 598 yards	1986
10.	22.29	24 for 535 yards	1980

TOTAL POINTS

GAME

1.	100	Southwest Missouri State (100-0)	1911
2.	82	Oklahoma Mines (82-0)	1916
3.	73	Nicholls (73-7)	2014
	73	Texas Southwestern (73-0)	1928
5.	72	Ouachita College (72-0)	1908
6.	71	at Kentucky (71-63 7OT)	2003
7.	66	North Texas (66-7)	2007
8.	65	Drury College (65-6)	1911
9.	64	Northwestern (La.) State (64-0)	1947
10.	63	UT Martin (63-28)	2015
	63	Eastern Michigan (63-27)	2009
	63	Southeast Missouri State (63-7)	2006
	63	New Mexico State (63-13)	2004
	63	Pacific (63-14)	1988
	63	Hendrix (63-0)	1933
	63	Henderson State (63-0)	1910

SEASON

1.	485	13 games	2007
2.	478	13 games	2011
3.	474	13 games	2010
4.	468	13 games	2009
5.	467	13 games	2015
6.	436	13 games	2003
7.	415	13 games	2014
8.	404	14 games	2006
9.	402	11 games	1970
10.	394	13 games	2016

POINTS PER GAME

SEASON

1.	37.3	485 in 13 games	2007
2.	36.8	478 in 13 games	2011
3.	36.5	474 in 13 games	2010
	36.5	402 in 11 games	1970
5.	36.0	468 in 13 games	2009
6.	35.9	467 in 13 games	2015
7.	33.5	436 in 13 games	2003
8.	32.6	261 in 8 games	1916
9.	32.5	390 in 12 games	1998
10.	32.4	389 in 12 games	1977

TOTAL TOUCHDOWNS

GAME

1.	12	Oklahoma Mines	1916
2.	10	Nicholls (6 rush, 4 pass)	2014
	10	Northwestern (La.) State (9 rush, 1 pass)	1947
4.	9	UT Martin (6 rush, 3 pass)	2015
	9	New Mexico St. (5 rush, 3 pass, 1 blocked punt)	2004
	9	at Kentucky (5 rush, 3 pass, 1 blocked punt)	2003
	9	North Texas (7 rush, 2 pass)	1971
8.	8	Troy (3 rush, 5 pass)	2009
	8	Eastern Michigan (4 rush, 3 pass, 1 blocked punt)	2009
	8	North Texas (5 rush, 3 pass)	2007
	8	Southeast Missouri St. (5 rush, 3 pass)	2006
	8	Pittsburg (Kan.) St. (2 rush, 6 pass)	1936
	8	North Texas (7 rush, 1 pass)	1965
	8	Wichita State (3 rush, 3 pass, 1 Int. Ret., 1 punt ret.)	1970

SEASON

1.	62		2015
	62		2007
3.	60		2010
	60		2009
5.	59		2011
6.	56		2014
	56		2003
8.	55		2006
9.	53		1970
10.	51		2016

FIELD GOALS

SEASON

1.	24		1988
2.	21		2011
3.	20		1989
4.	19		2018
	19		1981
	19		1979
	19		1977
8.	18		2002
9.	17		2007
	17		1998
	17		1992

PATS

SEASON

1.	58		2015
	58		2009
	58		2007
4.	56		2010
5.	55		2011
6.	52		2014
7.	50		2006
	50		2003
	50		1970
10.	45		2016

TEAM MISCELLANEOUS RECORDS



Behind quarterback **BRANDON ALLEN**, Arkansas set a program record with four 50-point scoring performances in 2015, including a record three in SEC play. In the four games against Auburn (54), UT Martin (63), Ole Miss (53) and Mississippi State (50), Allen went a combined 96-of-138 for 1,346 yards and 18 touchdowns through the air.

TOTAL PENALTIES

GAME			
1.	17	Air Force (144 yards)	1975
2.	15	Tulsa (120 yards)	1963
	15	Texas Tech (142 yards)	1957
4.	14	Texas A&M (112 yards)	2011
	14	at Georgia (97 yards)	2001
	14	at Texas A&M (100 yards)	1964
7.	13	Vanderbilt (130 yards)	2010
	13	Texas A&M (108 yards)	2010
	13	at Kentucky (102 yards)	2008
	13	Troy State (112 yards)	2002
	13	Utah State (112 yards)	1976
	13	Oklahoma State (155 yards)	1956

TOTAL PENALTY YARDS

GAME			
1.	155	Oklahoma State (13)	1956
2.	144	Air Force (17)	1975
3.	142	Texas Tech (15)	1957
4.	132	at TCU (12)	1974
5.	130	Vanderbilt (13)	2010
6.	123	Wisconsin (12)	2006
7.	120	Tulsa (15)	1963
8.	119	TCU (12)	1971
9.	117	at Texas A&M (11)	1974
10.	115	Kentucky (12)	1998
	115	Tulsa (9)	1970

HOGS BY THE NUMBERS

Games played: 1,259 in 125 seasons
Games won: 715
Games lost: 504
Games tied: 40
Fayetteville: 308-136-10 (.677)
Little Rock: 168-67-4 (.703)
Donald W. Reynolds Razorback Stadium: 190-101-2 (.648)
War Memorial Stadium: 151-61-4 (.699)
AT&T Stadium: 4-5 (.444)
Home: 483-205-15 (.687)*
Road: 194-240-22 (.425)
Neutral: 38-59-6 (.369)
Overtime Games: 12-7 (.632)
SEC record: 91-123-2 (.421)
Final Southwest Conference record: 249-195-16 (.559)
National championships: 1; 1964 (FWAA and Helms Athletic Foundation)
SWC Championships: 13; 1936, 1946, 1954, 1959, 1960, 1961, 1964, 1965, 1968, 1975, 1979, 1988, 1989
SEC Western Division championships: 4; 1995, 1998, 2002, 2006
Longest winning streak: 22, 1963-65
Longest string of games without defeat: 22, 1963-65
Undefeated seasons: 2; 1909, 1964
Untied, unbeaten seasons: 2; 1909, 1964
Undefeated SWC seasons: 4; 1920, 1964, 1965, 1988
Untied, unbeaten SWC seasons: 3; 1964, 1965, 1988
Most victories in one season: 11; 1964, 1977, 2011
Highest game score by Arkansas: 100 (SMS, 1911)
Highest game score by opponent: 103 (Oklahoma, 1918)
Largest victory margin: 100 (100-0, SMS, 1911)
Largest defeat margin: 103 (103-0, Oklahoma, 1918)
Most teams held scoreless by Arkansas: 6, 1923
Fewest games played by Arkansas: 1, 1895
Most games played by Arkansas: 14, 2002, 2006
Consecutive games scoring streak: 188, 1995-2012
Consecutive passes without an interception: 166, Texas A&M-South Carolina, 2011
Arkansas has 205 shutouts in 124 seasons

**Arkansas' home record also includes a 6-3-1 mark in games played in Fort Smith, Ark. and a 1-0 mark in games played in Texarkana, Ark.*

TEAM RUSHING DEFENSE RECORDS

RUSHING ATTEMPTS

GAME

1.	14	New Mexico State (11 yards)	2017
2.	15	at South Carolina (51 yards)	2006
	15	South Florida (48 yards)	2002
	15	Auburn (91 yards)	1995
5.	16	at Texas A&M (32 yards)	1966
6.	17	Baylor (89 yards)	1964
	17	Missouri Mines (32 yards)	1943
8.	18	Texas (2 yards)	2014
	18	at Rice (15 yards)	1981
	18	North Texas (14 yards)	1965

SEASON

1.	355	(765 yards)	1965
2.	377	(1,294 yards)	1989
3.	382	(907 yards)	1962
4.	388	(997 yards)	1966
5.	390	(1,050 yards)	1998
6.	392	(1,136 yards)	1999
7.	393	(1,198 yards)	1987
8.	394	(1,010 yards)	1988
9.	400	(970 yards)	1964
10.	403	(1,514 yards)	2015
	403	(1,879 yards)	2005
	403	(1,441 yards)	1986

RUSHING YARDS

GAME

1.	-27	Texas (25 rushes)	1999
2.	-25	at Texas Tech (39 rushes)	1981
3.	-23	Tulsa (35 rushes)	1973
4.	-20	Pittsburg (Kan.) State (42 rushes)	1936
5.	-19	Oklahoma State (22 rushes)	1969
6.	-15	at Texas A&M (46 rushes)	1970
7.	-9	SMU (22 rushes)	1950
8.	-5	Wisconsin (28 rushes)	2006
9.	-2	Northwestern (La.) State (23 rushes)	1947
10.	2	Texas (18 rushes)	2014

SEASON

1.	756	355 rushes	1965
2.	907	382 rushes	1962
3.	970	400 rushes	1964
4.	997	388 rushes	1966
5.	1,010	394 rushes	1988
6.	1,050	390 rushes	1998
7.	1,064	420 rushes	1982
8.	1,131	342 rushes	1996
9.	1,136	392 rushes	1999
10.	1,145	428 rushes	1961



The Razorback defense moved into the record books following Arkansas' 31-7 Texas Bowl win over Texas in 2014. The Razorbacks allowed just two rushing yards against the Longhorns, the 10th-best performance in school history. The 0.11 yards per rush allowed also cracked the top 10.

RUSHING YARDS PER GAME

SEASON

1.	75.6	756 yards in 10 games	1965
2.	90.7	907 yards in 10 games	1962
3.	91.8	1,010 yards in 11 games	1988
4.	95.5	1,050 yards in 11 games	1998
5.	96.7	1,064 yards in 11 games	1982
6.	97.0	970 yards in 10 games	1964
7.	99.7	997 yards in 10 games	1966
8.	99.8	1,198 yards in 12 games	1987
9.	102.8	1,131 yards in 11 games	1996
10.	103.3	1,136 yards in 11 games	1999

YARDS PER RUSH

GAME

1.	-1.08	Texas, (25 for -27 yards)	1999
2.	-0.86	Oklahoma State (22 for -19 yards)	1969
3.	-0.66	Tulsa (35 for -23 yards)	1973
4.	-0.64	at Texas Tech (39 for -25 yards)	1981
5.	-0.48	Pittsburg (Kan.) State (42 for -20 yards)	1936
6.	-0.41	SMU (22 for -9 yards)	1950
7.	-0.33	Texas A&M (46 for -15 yards)	1970
8.	-0.18	Wisconsin (28 for -5 yards)	2006
9.	-0.09	Northwestern (La.) State (23 for -2 yards)	1947
10.	0.11	Texas (18 for 2 yards)	2014

SEASON

1.	2.13	355 for 756 yards	1965
2.	2.37	382 for 907 yards	1962
3.	2.43	400 for 970 yards	1964
4.	2.53	420 for 1,064 yards	1982
5.	2.56	394 for 1,010 yards	1988
6.	2.57	388 for 997 yards	1966
7.	2.66	461 for 1,226 yards	1951
8.	2.67	468 for 1,250 yards	1978
9.	2.68	428 for 1,145 yards	1961
10.	2.69	390 for 1,050 yards	1998

TEAM PASSING DEFENSE RECORDS



BROOKS ELLIS was one of four Razorbacks to return an interception for a touchdown in 2016, good for the program's most INTs for TDs dating back to at least 1985.

PASS ATTEMPTS

GAME

1.	1	at Rice (1 comp)	1961
2.	3	at Texas (1 comp)	1976
	3	at Texas (1 comp)	1972
4.	4	at SMU (0 comp)	1975
5.	5	at TCU (3 coamp)	1979
	5	at Texas (3 comp)	1970
	5	Oklahoma State (0 comp)	1953
8.	6	Texas A&M (5 comp)	1976
	6	at Oklahoma State (3 comp)	1975
	6	at Texas A&M (3 comp)	1960
	6	TCU (4 comp)	1955

SEASON

1.	121	57 completions	1961
	121	54 completions	1960
3.	122	48 completions	1954
4.	144	70 completions	1957
	144	73 completions	1953
6.	149	58 completions	1955
7.	161	72 completions	1948
8.	162	61 completions	1950
9.	163	79 completions	1947
10.	164	84 completions	1959

PASS COMPLETIONS

GAME

1.	0	at SMU (4 attempts)	1975
	0	Oklahoma State (5 attempts)	1960
	0	at Texas A&M (8 attempts)	1956
	0	Ole Miss (8 attempts)	1956
	0	Oklahoma State (7 attempts)	1953
	0	at Rice (8 attempts)	1943

SEASON

1.	48	122 attempts	1954
2.	54	121 attempts	1960
3.	57	121 attempts	1961
4.	58	149 attempts	1955
5.	61	162 attempts	1950
6.	70	144 attempts	1957
7.	72	161 attempts	1948
8.	73	144 attempts	1953
9.	75	192 attempts	1974
10.	77	166 attempts	1964

COMPLETION PERCENTAGE

SEASON

1.	.377	61 of 162	1950
2.	.389	58 of 149	1955
3.	.391	75 of 192	1974
4.	.393	48 of 122	1954
5.	.415	98 of 236	1949
6.	.430	80 of 156	1951
7.	.432	98 of 227	1977
8.	.441	87 of 197	1975
9.	.446	54 of 121	1960
10.	.447	72 of 161	1948

PASSING YARDS

GAME

1.	0	at SMU (0-for-4)	1975
	0	Oklahoma State (0-for-7)	1960
	0	at Texas A&M (0-for-8)	1956
	0	Ole Miss (0-for-8)	1956
	0	Oklahoma State (0-for-5)	1953
	0	Northwestern (La.) State	1947
	0	at Rice (0-for-8)	1943
8.	3	Pittsburg (Kan.) State (1-for-14)	1936
9.	6	Houston (1-for-13)	1977
	6	at Rice (1-for-1)	1961

SEASON

1.	538	48 for 122	1954
2.	629	57 for 121	1961
3.	641	54 for 121	1960
4.	797	58 for 148	1955
5.	835	77 for 166	1964
6.	839	72 for 161	1948
7.	866	79 for 163	1947
8.	949	84 for 164	1959
9.	958	73 for 144	1953
10.	964	87 for 185	1956

PASSING TOUCHDOWNS

SEASON

1.	1	1977
2.	2	1973
3.	3	1975
	3	1969
	3	1964
	3	1960
	3	1959
8.	4	1982
	4	1979
	4	1966

MOST INTERCEPTIONS

GAME

1.	9	SMU	1970
2.	8	at SMU	1951
3.	7	at Texas Tech	1968
	7	Rice	1966
5.	6	Mississippi State	2003
	6	at Baylor	1965
	6	at TCU	1964
	6	Tulsa	1963
9.	5	Florida International	2007
	5	Louisiana Monroe	2006
	5	Wichita State	1970
	5	Texas Tech	1969
	5	Texas	1955
	5	at Rice	1949

INTERCEPTION RETURN YARDS

GAME

1.	136	Ole Miss (3 returns)	2014
2.	129	at Mississippi State (2 returns)	2006
3.	114	Tulsa (6 returns)	1963
4.	109	at Texas (2 returns)	1956
5.	105	at Auburn (2 returns)	2001
6.	100	North Texas (2 returns)	2007
7.	94	SMU (9 returns)	1970
8.	90	at Texas Tech (7 returns)	1968

TEAM DEFENSE RECORDS

FEWEST TOTAL PLAYS

GAME

1.	24	Northwestern (La.) State	1947
2.	39	at Rice	1981
	39	at Rice	1961
4.	40	Kentucky	2012
	40	Baylor	1964
	40	Abilene Christian	1948
7.	41	Tulsa	1961
8.	42	Southwest Missouri State	2000
	42	at TCU	1964
	42	Texas Tech	1959

SEASON

1.	549	428 rush, 121 pass	1961
2.	553	432 rush, 121 pass	1960
3.	566	400 rush, 166 pass	1964
4.	581	382 rush, 199 pass	1962
5.	592	431 rush, 161 pass	1948
6.	610	446 rush, 164 pass	1959
7.	616	421 rush, 195 pass	1963
8.	645	496 rush, 149 pass	1955
9.	646	355 rush, 291 pass	1965
10.	647	461 rush, 186 pass	1951

FEWEST TOTAL YARDS

GAME

1.	-17	Pittsburg (Kan.) State (-20 rushing, 3 passing)	1936
2.	-2	Northwestern (La.) State (-2 rushing, 0 passing)	1947
3.	40	Abilene Christian (26 rushing, 14 passing)	1948
4.	59	Texas (2 rushing, 57 passing)	2014
5.	64	Northwestern (La.) State (32 rushing, 32 passing)	1946
6.	65	TCU (28 rushing, 37 passing)	1982
7.	74	Northwestern (La.) State (52 rushing, 22 passing)	1961
8.	77	at Rice (71 rushing, 6 passing)	1961
9.	78	Oklahoma State (-19 rushing, 97 passing)	1969
10.	83	Tulsa (62 rushing, 21 passing)	1961

SEASON

1.	1,774	1,145 rushing, 629 passing	1961
2.	1,805	970 rushing, 835 passing	1964
3.	1,971	1,330 rushing, 641 passing	1960
4.	2,001	907 rushing, 1,094 passing	1962
5.	2,136	1,297 rushing, 839 passing	1948
6.	2,209	1,177 rushing, 1,032 passing	1963
7.	2,417	1,468 rushing, 949 passing	1959
8.	2,418	1,226 rushing, 1,192 passing	1951
9.	2,456	756 rushing, 1,700 passing	1965
10.	2,504	997 rushing, 1,507 passing	1966

FEWEST YARDS PER GAME

SEASON

1.	177.4	1,774 in 10 games	1961
2.	180.5	1,805 in 10 games	1964
3.	197.1	1,971 in 10 games	1960
4.	200.1	2,001 in 10 games	1962
5.	213.6	2,136 in 10 games	1948
6.	220.9	2,209 in 10 games	1963
7.	241.7	2,417 in 10 games	1959
8.	241.8	2,418 in 10 games	1951
9.	244.1	2,685 in 11 games	1978
10.	245.6	2,456 in 10 games	1965

RUSHING FIRST DOWNS ALLOWED

GAME

1.	0	Northwestern (La.) State	1947
2.	1	Texas	2014
	1	Wisconsin	2006
	1	Southeast Missouri State	2006
	1	Tulsa	1966
	1	Texas A&M	1965
	1	at TCU	1964
	1	Texas A&M	1963
9.	2	New Mexico State	2017
	2	Louisiana Monroe	2008
	2	at Ole Miss	2005
	2	at Georgia	2005
	2	at Mississippi State	2000
	2	Southwest Missouri State	2000
	2	TCU	1982
	2	North Texas	1965
	2	at Baylor	1965
	2	Tulsa	1965

SEASON

1.	53		1965
2.	56		1962
3.	60		1964
	60		1951
5.	65		1985
6.	66		1988
7.	68		1963
	68		1961
	68		1948

PASSING FIRST DOWNS ALLOWED

GAME

1.	0	Chattanooga	2007
	0	Tulsa	1981
	0	Houston	1977
	0	at SMU	1975
	0	Rice	1964
	0	Oklahoma State	1961
	0	Rice	1960
	0	Oklahoma State	1960
	0	Texas A&M	1956
	0	Ole Miss	1956
	0	Oklahoma State	1953
	0	Northwestern (La.) State	1947
	0	Rice	1943

TOTAL FIRST DOWNS ALLOWED

GAME

1.	0	Northwestern (La.) State	1947
2.	2	TCU	1982
3.	4	at Rice	1981
4.	5	at Texas A&M	1962
	5	at Rice	1961
	5	at Northwestern (La.) State	1961
	5	Tulsa	1961

SEASON

1.	104	60 rush, 38 pass, 6 penalty	1951
2.	106	68 rush, 32 pass, 6 penalty	1961
3.	114	68 rush, 41 pass, 5 penalty	1948
4.	117	60 rush, 43 pass, 14 penalty	1964
5.	121	56 rush, 56 pass, 9 penalty	1962
6.	122	81 rush, 32 pass, 9 penalty	1960
	122	86 rush, 28 pass, 8 penalty	1950
8.	129	68 rush, 50 pass, 10 penalty	1963
9.	135	61 rush, 68 pass, 6 penalty	1982
	135	NA rush, 46 pass, NA penalty	1947

POINTS ALLOWED

GAME

1.	0	205 times (Most recent: Ole Miss, 2014)

SEASON

1.	61	11 games	1933
2.	64	11 games	1964
3.	69	10 games	1924
4.	73	10 games	1966
5.	76	10 games	1934
6.	87	11 games	1960
	87	10 games	1936
8.	88	10 games	1926
9.	89	10 games	1937
10.	92	11 games	1946

MOST SACKS

SEASON

1.	40	308	1998
2.	39	N/A	1988
3.	37	229	2010
	37	262	2006
	37	287	1995
6.	33	248	2005
	33	249	1994
	33	248	1989
	33	N/A	1985
10.	31	224	1999
	31	200	1992

MOST TACKLES FOR LOSS

SEASON

1.	103	491	1998
2.	95	378	2010
	95	470	2006
4.	91	389	1999
	91	393	1978
6.	89	262	2001
7.	87	348	2002
8.	86	373	2007
	86	405	2005
10.	85	339	2009
	85	247	2003

OFFENSIVE STATISTICS

Bowl game statistics not counted from 1947-2001. Bowl game statistics included from 2002-present.

YEAR	G	1ST DN	RUSH ATT	RUSH YDS	RUSH TD	PASS CMP	PASS ATT	PASS YDS	CMP PCT	PASS TD	INT	TOT OFF	TOT PTS	PUNT	PUNT AVG
1947	10	102	–	1,733	–	53	111	818	.477	–	–	2,551	191	–	35.8
1948	10	112	441	1,994	25	48	102	784	.471	9	10	2,778	227	66	38.4
1949	10	117	473	2,076	19	53	133	649	.398	6	18	2,725	167	68	37.9
1950	10	145	487	1,776	18	91	226	1,170	.403	5	26	2,946	156	67	38.1
1951	10	144	527	1,842	17	86	210	1,105	.410	8	21	2,947	178	64	37.1
1952	10	148	474	1,589	16	91	226	1,228	.403	8	22	2,817	166	57	37.2
1953	10	127	366	1,149	8	91	186	1,233	.489	9	13	2,382	116	59	37.1
1954	10	120	397	1,585	20	62	118	875	.525	8	10	2,460	189	60	39.7
1955	10	117	474	1,854	14	42	89	531	.472	4	8	2,385	126	73	37.5
1956	10	137	498	2,343	22	28	78	381	.359	2	8	2,724	160	52	37.1
1957	10	146	504	2,046	22	63	112	1,058	.563	6	6	3,104	187	70	36.7
1958	10	121	454	1,814	19	46	117	562	.393	3	10	2,376	147	68	36.8
1959	10	148	512	2,106	17	45	90	532	.500	4	13	2,638	149	53	36.6
1960	10	147	506	1,670	12	53	126	968	.421	12	9	2,638	179	58	33.9
1961	10	164	535	2,189	17	49	113	726	.434	8	10	2,915	180	49	36.0
1962	10	190	570	2,412	28	81	147	1,158	.551	11	7	3,570	286	45	35.2
1963	10	140	464	1,457	19	71	170	980	.418	7	10	2,485	179	60	37.4
1964	10	151	517	1,913	23	65	127	826	.512	6	8	2,739	221	51	36.1
1965	10	191	515	2,262	34	89	176	1,341	.506	10	8	3,603	324	57	40.5
1966	10	156	469	1,677	22	80	159	1,160	.503	8	7	3,837	218	53	39.6
1967	10	168	473	1,546	16	116	202	1,589	.574	11	14	3,135	200	64	35.1
1968	10	220	518	1,982	30	138	248	1,720	.556	13	10	3,702	334	55	39.9
1969	11	237	560	2,122	33	145	272	1,927	.533	12	7	4,049	353	52	37.5
1970	11	240	571	2,116	**35**	160	284	2,448	.563	15	15	4,564	402	40	36.5
1971	11	269	582	2,571	32	170	293	2,327	.580	11	16	4,898	343	46	34.0
1972	11	216	544	2,033	20	128	273	1,665	.469	9	17	3,698	228	62	35.1
1973	11	173	586	2,206	14	82	165	1,029	.497	3	13	3,235	124	63	36.7
1974	11	186	674	2,898	31	40	96	619	.417	6	5	3,517	285	54	39.4
1975	11	216	659	3,523	33	53	116	837	.457	5	9	4,360	305	**37**	43.0
1976	11	156	585	2,364	22	38	104	666	.365	3	8	3,030	220	65	43.1
1977	11	213	604	3,011	30	98	194	1,531	.505	13	12	4,542	358	48	44.3
1978	11	241	677	3,119	34	85	157	1,148	.541	6	9	4,267	326	55	40.4
1979	11	210	586	2,428	17	122	191	1,563	.639	11	9	3,991	275	55	40.8
1980	11	192	592	2,318	20	109	201	1,377	.542	7	11	3,695	238	54	43.3
1981	11	225	597	2,553	20	132	249	1,664	.530	11	13	4,217	298	64	38.7
1982	11	236	644	2,348	22	116	249	1,837	.466	11	16	4,185	275	61	41.0
1983	11	199	518	1,506	13	141	260	1,844	.542	9	9	3,350	204	64	43.6
1984	11	210	640	2,420	20	117	211	1,686	.555	11	15	4,106	253	51	43.8
1985	11	209	685	2,922	29	61	120	1,118	.508	7	4	4,040	305	54	42.6
1986	11	221	668	2,721	30	78	130	1,226	.600	7	**2**	3,947	303	54	**46.2**
1987	12	240	**753**	3,196	31	72	126	940	.571	3	7	4,136	283	60	39.3
1988	11	226	631	2,714	31	90	180	1,566	.500	5	5	4,280	346	53	41.6
1989	11	261	680	3,456	34	91	164	1,470	.555	7	11	4,926	358	38	37.1
1990	11	234	553	2,112	14	124	245	1,958	.506	18	10	4,070	263	60	36.5
1991	11	176	538	2,029	6	83	201	1,016	.413	8	12	3,045	160	68	42.2
1992	11	145	415	1,131	7	148	302	1,528	.490	6	12	2,659	172	76	40.5
1993	11	200	498	2,123	14	114	233	1,354	.489	6	10	3,477	165	56	37.7
1994	11	197	513	1,866	12	132	249	1,796	.530	14	10	3,662	212	56	39.1
1995	12	224	546	1,855	20	183	300	2,206	.610	12	11	4,061	274	59	39.6
1996	11	193	486	1,695	15	127	263	1,572	.483	6	15	3,267	174	69	40.3
1997	11	168	344	622	7	177	370	2,381	.478	12	15	3,003	181	71	41.3
1998	11	223	431	1,665	18	170	321	2,668	.530	26	8	4,333	359	50	38.1
1999	11	201	363	1,491	16	204	371	2,576	.550	21	13	4,067	326	51	39.3
2000	11	198	425	1,653	18	178	352	1,916	.506	14	15	3,569	264	67	41.7
2001	11	198	494	1,950	23	133	268	1,613	.496	10	11	3,563	291	67	42.5
2002	**14**	255	643	3,065	22	148	299	1,885	.495	18	13	4,950	370	74	36.9
2003	13	273	626	3,145	34	167	304	2,462	.549	20	9	5,607	436	54	39.3
2004	11	216	467	2,061	22	162	286	2,316	.566	19	13	4,377	328	54	37.8
2005	11	208	481	2,386	19	150	280	1,581	.536	13	12	3,967	283	50	41.8
2006	**14**	250	539	3,199	26	154	302	2,093	.510	23	18	5,292	404	63	36.9
2007	13	273	625	**3,725**	33	179	313	2,125	.572	24	11	5,850	**485**	61	40.0
2008	12	232	378	1,362	13	253	443	3,115	.571	19	18	4,477	263	58	42.6
2009	13	254	395	1,713	23	247	439	3,842	.563	32	9	5,555	468	65	37.8
2010	13	291	421	1,935	22	**301**	465	**4,338**	.647	**36**	15	**6,273**	474	54	41.8
2011	13	279	412	1,786	25	299	**471**	3,909	.635	26	7	5,695	478	53	45.3
2012	12	253	367	1,424	12	272	459	3,618	.593	23	16	5,042	282	54	44.7
2013	12	222	474	2,504	14	150	301	1,783	.498	15	11	4,286	248	53	44.5
2014	13	288	557	2,834	31	199	359	2,444	.554	21	6	5,278	415	59	40.1
2015	13	**305**	512	2,565	31	246	374	3,486	**.658**	31	8	6,051	467	44	40.3
2016	13	288	517	2,135	21	247	406	3,434	.608	26	15	5,569	394	59	44.5
2017	12	238	462	2,016	24	192	340	2,465	.565	18	9	4,481	345	59	38.6
2018	12	219	440	1,721	11	202	370	2,307	546	17	18	4,028	260	68	37.5

***Bold** indicates all-time best*

DEFENSIVE STATISTICS

Bowl game statistics not counted from 1947-2001. Bowl game statistics included from 2002-present.

YEAR	G	1ST DN	RUSH ATT	RUSH YDS	RUSH TD	PASS CMP	PASS ATT	PASS YDS	CMP PCT	PASS TD	INT	TOT OFF	TOT PTS	PUNT	PUNT AVG
1947	10	135	–	1,709	–	79	163	866	.485	–	–	2,575	145	–	37.1
1948	10	114	431	1,297	–	72	161	839	.447	–	15	2,136	136	71	35.6
1949	10	152	452	1,541	–	98	236	1,407	.415	–	**32**	2,948	175	66	35.7
1950	10	122	491	1,886	–	61	162	1,068	**.377**	–	13	2,954	163	82	37.7
1951	10	**104**	461	1,226	–	80	186	1,192	.430	–	13	2,418	162	80	37.1
1952	10	196	604	2,131	–	96	209	1,599	.459	–	13	3,730	282	43	34.7
1953	10	156	526	2,102	–	73	144	958	.507	–	9	3,060	161	53	34.6
1954	10	156	544	2,260	–	**48**	122	**538**	.393	–	17	2,798	90	43	**33.8**
1955	10	145	496	1,785	–	58	149	797	.389	–	18	2,582	115	58	37.9
1956	10	171	544	2,066	–	87	185	964	.470	–	14	3,030	155	47	36.6
1957	10	153	535	1,880	–	70	144	976	.486	–	8	2,856	134	69	38.9
1958	10	167	487	1,836	–	103	210	1,147	.490	–	12	2,983	150	49	36.3
1959	10	139	446	1,468	10	84	164	949	.512	3	10	2,417	94	56	34.7
1960	10	122	432	1,330	7	54	**121**	641	.446	3	12	1,971	80	52	38.8
1961	10	106	428	1,145	7	57	**121**	629	.471	5	10	**1,774**	87	68	35.5
1962	10	121	382	907	9	95	199	1,094	.477	5	11	2,001	88	60	37.8
1963	10	129	421	1,177	7	89	195	1,032	.456	6	15	2,209	96	63	37.0
1964	10	117	400	970	5	77	166	835	.464	3	15	1,805	**57**	69	37.1
1965	10	148	**355**	**756**	8	154	291	1,700	.529	5	24	2,456	104	61	38.2
1966	10	150	388	997	6	138	288	1,507	.479	4	23	2,504	73	63	39.3
1967	10	160	472	1,415	14	117	230	1,346	.509	6	15	2,761	149	74	38.1
1968	10	204	430	1,380	10	175	312	2,093	.561	16	20	3,473	187	51	38.5
1969	10	151	408	1,202	–	138	297	1,553	.465	3	13	2,755	76	–	38.4
1970	11	170	503	1,353	14	131	278	1,585	.471	5	32	2,938	144	67	37.0
1971	11	140	479	1,419	7	112	239	1,334	.469	11	24	2,753	155	**86**	37.4
1972	11	176	580	2,344	23	90	197	1,270	.457	5	15	3,614	227	70	37.2
1973	11	177	570	2,208	18	103	190	1,315	.542	2	10	3,523	184	63	37.4
1974	11	169	554	2,024	11	75	192	1,082	.391	5	9	3,106	164	61	39.3
1975	11	190	604	2,086	11	87	197	1,131	.442	3	10	3,217	113	65	38.8
1976	11	186	536	1,719	12	119	224	1,562	.531	11	16	3,281	204	66	41.3
1977	11	165	539	1,741	10	98	227	984	.432	**1**	17	2,725	95	81	40.7
1978	11	156	468	1,250	10	116	238	1,435	.487	8	11	2,685	137	82	41.9
1979	11	183	519	2,162	7	103	220	1,280	.468	4	13	3,442	108	63	42.8
1980	11	192	556	2,195	22	106	219	1,407	.484	7	7	3,602	221	71	36.8
1981	11	175	467	1,429	11	145	282	1,793	.514	10	17	3,312	188	71	41.7
1982	11	135	420	1,064	8	126	270	1,670	.467	4	14	2,734	115	83	41.9
1983	11	187	510	2,033	15	124	238	1,706	.521	7	13	3,739	172	59	41.1
1984	11	156	417	1,616	8	150	294	1,883	.510	6	15	3,219	138	65	39.8
1985	11	169	425	1,278	**2**	158	319	1,983	.495	10	20	3,261	129	65	41.5
1986	11	179	403	1,441	10	171	321	1,790	.533	6	22	3,231	142	53	43.3
1987	12	208	393	1,198	9	230	425	2,677	.541	13	22	3,875	199	61	38.2
1988	11	179	394	1,010	12	203	340	2,230	.597	9	21	3,240	173	66	40.2
1989	11	206	377	1,294	8	198	347	2,395	.571	14	15	3,689	199	55	40.0
1990	11	254	475	1,996	17	190	286	2,430	.664	23	6	4,426	360	45	40.9
1991	11	217	467	1,833	16	182	317	2,175	.574	5	17	4,008	179	53	37.2
1992	11	199	495	1,905	14	160	275	1,720	.582	7	17	3,625	209	66	38.9
1993	11	223	463	1,853	13	171	302	2,072	.566	7	13	3,925	208	48	39.1
1994	11	185	442	1,634	14	153	282	1,929	.543	10	6	3,563	213	68	38.6
1995	12	236	424	1,251	15	225	392	2,659	.574	16	16	3,910	263	61	38.8
1996	11	194	379	1,131	12	186	336	2,505	.554	21	11	3,636	267	64	41.7
1997	11	210	419	1,449	12	190	348	2,419	.546	21	9	3,868	284	59	38.2
1998	11	191	390	1,050	6	193	368	2,320	.524	14	17	3,370	182	65	42.5
1999	11	187	392	1,109	14	180	340	2,218	.529	12	12	3,354	208	66	42.2
2000	11	175	412	1,530	15	143	302	1,683	.474	14	10	3,213	258	75	37.5
2001	11	208	420	1,615	13	193	357	2,502	.541	19	17	4,117	269	60	39.7
2002	**14**	267	504	1,590	11	267	483	3,283	.553	17	19	4,873	277	69	38.8
2003	13	249	505	2,041	14	213	399	2,431	.534	17	17	4,472	305	66	39.2
2004	11	209	435	1,983	15	172	287	2,386	.599	18	6	4,369	270	57	40.0
2005	11	202	403	1,458	13	171	336	2,303	.509	20	12	3,761	271	63	40.2
2006	**14**	243	461	1,604	10	215	433	2,591	.497	20	16	4,195	256	82	38.3
2007	13	271	503	2,083	18	220	484	2,670	.455	21	20	4,753	345	82	38.2
2008	12	229	461	2,049	20	185	347	2,453	.533	22	11	4,502	374	51	41.8
2009	13	267	501	1,985	15	239	404	3,230	.592	22	13	5,215	326	63	39.4
2010	13	236	522	2,114	21	187	340	2,409	.550	13	11	4,523	304	72	42.1
2011	13	244	505	2,179	21	232	407	2,538	.570	12	12	4,717	289	84	40.0
2012	12	257	440	1,489	21	262	419	3,430	.625	24	6	4,919	365	62	40.9
2013	12	266	458	2,141	21	231	356	2,820	.649	25	8	4,961	369	48	41.9
2014	13	225	429	1,490	11	217	392	2,714	.550	33	12	4,204	250	66	42.8
2015	13	261	403	1,514	25	280	436	3,577	.642	18	11	5,091	356	52	41.8
2016	13	224	452	2,986	39	218	370	2,875	.589	12	10	5,546	404	61	42.5
2017	12	257	469	2,353	28	205	346	2,906	59.2	23	8	5,259	434	46	40.0
2018	12	259	480	2,014	25	220	347	2,944	634	22	5	4,958	417	52	43.8

***Bold** indicates all-time best*

NCAA/SEC/SWC INDIVIDUAL LEADERS

SEC LEADERS

RUSHING

Year	Player	YPG
2007	Darren McFadden	140.8
2006	Darren McFadden	117.6
2003	Cedric Cobbs	110.0

PASSING

Year	Player	YPG
2012	Tyler Wilson	307.9
2011	Tyler Wilson	279.8
2010	Ryan Mallett	297.6
2009	Ryan Mallett	278.8

RECEPTIONS

Year	Player	RPG
2012	Cobi Hamilton	7.5

RECEIVING YARDS

Year	Player	YPG
2012	Cobi Hamilton	111.2
2011	Jarius Wright	93.1

YDS PER RECEPTION

Year	Player	YPR
1998	Anthony Lucas	23.35

TOTAL OFFENSE

Year	Player	YPG
2011	Tyler Wilson	279.6
2009	Ryan Mallett	276.5

ALL-PURPOSE

Year	Player	YPG
2008	Michael Smith	141.4
2007	Darren McFadden	177.7
2006	Darren McFadden	147.0

FIELD GOALS

Year	Player	FGPG
1998	Todd Latourette	1.70

PAT KICK PCT.

Year	Player	Avg
2012	Zach Hocker	100.0
2010	Zach Hocker	100.0

SCORING

Year	Player	Pts
2006	Darren McFadden	98

PUNTING

Year	Player	Avg
2011	Dylan Breeding	45.28

PUNT RET. AVG.

Year	Player	YPR
2011	Joe Adams	16.9

KICK RET. AVG.

Year	Player	YPR
2018	De'Vion Warren	28.5
2007	Felix Jones	29.6
2005	Felix Jones	31.9

TACKLES

Year	Player	Tkls
2018	De'Jon Harris	118
2014	Martrell Spaight	128

TACKLES FOR LOSS

Year	Player	TFL
1995	Steven Conley	23.0

QB SACKS (AVG.)

Year	Player	Sacks
2011	Jake Bequette	10
2006	Jamaal Anderson	10
1995	Steven Conley	14

FORCED FUMBLES

Year	Player	FFPG
2011	Jake Bequette	0.5

INTERCEPTIONS

Year	Player	Int
2005	Vickiel Vaughn	4
1998	Zac Painter	5

PASSES BROKEN UP

Year	Player	PBU
2014	Jared Collins	13
2007	Michael Grant	20

NCAA LEADERS

PASSING

Year	Player	Cl.	G	Att	Comp	Int	Pct	Yds	TD
1939	Kay Eakin	Sr.	10	193	78	18	.404	962	5

RECEIVING

Year	Player	Cl.	G	Rec	Yds	TD
1937	Jim Benton	Sr.	10	47	754	7

FIELD GOALS

Year	Player	Cl.	G	FG	FGA	Pct
1988	Kendall Trainor	Sr.	11	24	27	.889
1981	Bruce Lahay	Sr.	11	19	24	.792
1979	Ish Ordonez	Jr.	11	18	22	.818

PUNTING

Year	Player	Cl.	G	No.	Yds	Avg
1986	Greg Horne	Sr.	11	49	2,313	47.2
1980	Steve Cox	Sr.	11	47	2,186	46.5
1943	Harold Cox	Fr.	8	37	1,518	41.0

PUNT RETURNS

Year	Player	Cl.	No.	Yds	Avg
1964	Ken Hatfield	Sr.	31	518	16.7
1963	Ken Hatfield	Jr.	21	350	16.7
1961	Lance Alworth	Sr.	28	336	12.0
1960	Lance Alworth	Jr.	18	307	17.1

INTERCEPTION RETURNS

Year	Player	Cl.	No.	Yds	Avg
1949	Jim Rinehart	So.	10	106	10.6

SWC LEADERS

RUSHING YARDS

Year	Player	Yds
1976	Ben Cowins	1,162
1972	Dickey Morton	1,188
1969	Bill Burnett	900
1965	Bobby Burnett	947
1962	Billy Moore	585
1945	John Hoffman	587

RUSHING AVERAGE

Year	Player	YPC
1976	Ben Cowins	6.3
1969	Bill Burnett	4.3
1965	Bobby Burnett	4.1
1962	Billy Moore	4.5

PASS ATTEMPTS

Year	Player	Att
1971	Joe Ferguson	271
1953	Lamar McHan	150
1939	Kay Eakin	193

PASS COMPLETIONS

Year	Player	Comp
1971	Joe Ferguson	160
1953	Lamar McHan	78
1939	Kay Eakin	78

PASSING YARDS

Year	Player	Yds
1971	Joe Ferguson	2,203
1953	Lamar McHan	1,107
1937	Dwight Sloan	1,074
1935	Jack Robbins	1,219

TOUCHDOWN PASSES

Year	Player	TDs
1971	Joe Ferguson	11
1953	Lamar McHan	8

COMPLETION PERCENTAGE

Year	Player	Pct
1988	Quinn Grovey	.633
1986	Greg Thomas	.615
1980	Tom Jones	.560
1979	Kevin Scanlon	.662
1971	Joe Ferguson	.590
1953	Lamar McHan	.520
1937	Dwight Sloan	.476
1935	Jack Robbins	.625

TOTAL OFFENSIVE PLAYS

Year	Player	Plays
1953	Lamar McHan	293
1939	Kay Eakin	312

TOTAL OFFENSE YARDS

Year	Player	Yds
1979	Kevin Scanlon	1,460
1971	Joe Ferguson	2,242
1953	Lamar McHan	1,516
1939	Kay Eakin	1,344

RECEPTIONS

Year	Player	YPR
1984	James Shibest	51
1971	Mike Reppond	56
1953	Floyd Sagely	30
1937	Jim Benton	47
1929	Wear Schoonover	33

ALL-PURPOSE (RUSH/REC ONLY)

Year	Player	Yds
1975	Jerry Eckwood	115.0*
1973	Dickey Morton	1,326
1972	Dickey Morton	1,274
1969	Bill Burnett	947
1961	Lance Alworth	836

SCORING

Year	Player	Pts
1987	James Rouse	102
1979	Ish Ordonez	80
1978	Ish Ordonez	78
1969	Bill Burnett	120
1968	Bill Burnett	96
1967	David Dickey	96
1962	Billy Moore	84
1931	Homer Ledbetter	42
1928	Bevo Beavers	84

TOUCHDOWNS

Year	Player	TDs
1969	Bill Burnett	20
1968	Bill Burnett	16
1967	David Dickey	16
1962	Billy Moore	14
1957	Gerald Nesbitt	7

CONVERSIONS MADE

Year	Player	PATs
1971	Bill McClard	35
1960	Mickey Cissel	21

PUNTING

Year	Player	Avg
1986	Greg Horne	47.2
1980	Steve Cox	46.5
1979	Steve Cox	43.8
1975	Tommy Cheyne	43.0
1955	Gerald Nesbitt	46.9
1953	Lamar McHan	40.2
1943	Harold Cox	41.0
1939	Kay Eakin	38.3
1938	Kay Eakin	41.1
1937	Jack Robbins	39.4

PUNT RETURN YARDS

Year	Player	Yds
1984	Bobby Joe Edmonds	294
1966	Martine Bercher	375
1965	Jack Brasuell	285
1964	Ken Hatfield	518
1963	Ken Hatfield	350
1962	Ken Hatfield	267
1961	Lance Alworth	366
1960	Lance Alworth	307
1955	Don Horton	173
1953	Lamar McHan	233

KICKOFF RETURN YARDS

Year	Player	Yds
1982	Derek Holloway	21.7*
1980	Derek Holloway	407
1961	Lance Alworth	300
1960	Lance Alworth	328
1946	Clyde Scott	170
1945	Alton Baldwin	242
1944	Alton Baldwin	286

INTERCEPTIONS

Year	Player	INTs
1988	Patrick Williams	6
1971	Louis Campbell	7
1970	David Hogue	6
1966	Gary Adams	7
1956	Gerald Nesbitt	4
1955	Don Christian	4
1954	George Walker	6

** based on per-game average*

SEC/SWC TEAM LEADERS

TOTAL OFFENSE

SWC

YEAR	GAMES	RUSH YARDS	PASS YARDS	TOTAL YARDS	AVG./GAME
1971	11	2,571	2,327	4,898	445.3
1965	10	2,262	1,341	3,603	360.3
1962	10	2,412	1,158	3,570	357.0
1937	10	NA	NA	2,823	282.3

SEC

YEAR	GAMES	RUSH YARDS	PASS YARDS	TOTAL YARDS	AVG./GAME
2011	13	1,786	2,909	5,695	438.1

RUSHING OFFENSE

SWC

YEAR	GAMES	ATTEMPTS	RUSH YARDS	AVG./GAME
1989	11	680	3,456	314.2
1986	11	668	2,721	247.4
1985	11	685	2,922	265.6
1975	11	659	3,523	320.3
1965	10	515	2,262	226.2
1962	10	570	2,412	241.2

SEC

YEAR	GAMES	ATTEMPTS	RUSH YARDS	AVG./GAME
2007	13	625	3,725	286.5
2006	14	539	3,199	228.5
2005	11	481	2,386	216.9
2003	13	626	3,145	241.9
2002	14	643	3,065	218.9

PASSING OFFENSE

SWC

YEAR	GAMES	ATTEMPTS	COMPLETIONS	PASS YARDS	AVG./GAME
1971	11	293	170	2,327	211.5
1970	11	286	160	2,448	222.5
1937	10	NA	NA	1,850	185.0

SEC

YEAR	GAMES	ATTEMPTS	COMPLETIONS	PASS YARDS	AVG./GAME
2011	13	471	299	3,909	300.7
2010	13	465	301	4,338	333.7
2009	13	403	225	3,624	278.8

SCORING OFFENSE

SWC

YEAR	GAMES	TOTAL POINTS	AVG./GAME
1971	11	343	31.2
1966	10	218	21.8
1965	10	324	32.4
1964	10	221	22.1
1962	10	286	28.6
1960	10	179	17.9
1957	10	187	18.7
1937	10	NA	18.6
1933	10	NA	20.6
1928	9	NA	27.9

SEC

YEAR	GAMES	TOTAL POINTS	AVG./GAME
2011	13	478	36.8
2009	13	468	36.0

THIRD DOWN DEFENSE

SEC

YEAR	GAMES	CONV	ATT	PCT
2010	13	62	185	.335

RED ZONE OFFENSE

SEC

YEAR	GAMES	RED ZONE	PCT.	TDS	RUSH TD/PASS TD	FGM-FGA
2010	13	44-49	.898	34	17/17	10-10
2009*	13	47-49	.959	35	19/16	12-14
2004	11	35-40	.875	32	20/12	3-5

TURNOVER MARGIN

SEC

		GAINED			LOST				
YEAR	GAMES	FUM	INT	TOT	FUM	INT	TOT	MARG	PER/G
2003	13	16	17	33	13	9	22	+11	0.85
2002	14	17	19	36	6	13	19	+17	1.21

TOTAL DEFENSE

SWC

YEAR	GAMES	RUSH YARDS	PASS YARDS	TOTAL YARDS	AVG./GAME
1960	10	1,330	641	1,971	197.1
1962	10	907	1,094	2,001	200.1
1964	10	970	835	1,805	180.5
1966	10	997	1,507	2,504	250.4
1967	10	1,415	1,346	2,761	276.1
1970	11	1,353	1,585	2,938	267.1
1971	11	1,419	1,334	2,753	250.3
1982	11	1,064	1,670	2,734	248.5
1984	11	1,336	1,883	3,219	292.6

SEC

YEAR	GAMES	RUSH YARDS	PASS YARDS	TOTAL YARDS	AVG./GAME
2000	11	1,530	1,683	3,213	292.1

RUSHING DEFENSE

SWC

YEAR	GAMES	ATTEMPTS	RUSH YARDS	AVG./GAME
1951	10	461	1,226	122.6
1962	10	382	907	90.7
1965	10	355	756	75.6
1966	10	388	997	99.7
1968	10	430	1,380	138.0
1971	11	479	1,419	129.0
1982	11	420	1,064	96.7
1985	11	425	1,278	116.2
1987	12	393	1,198	99.8
1988	11	394	1,010	91.8

SEC

YEAR	GAMES	ATTEMPTS	RUSH YARDS	AVG./GAME
1995	12	424	1,251	104.3

PASSING DEFENSE

SWC

YEAR	GAMES	ATTEMPTS	COMPLETIONS	PASS YARDS	AVG./GAME
1954	10	122	48	538	53.8
1961	10	121	57	629	62.9
1977	11	227	98	984	89.5

SEC

YEAR	GAMES	ATTEMPTS	COMPLETIONS	PASS YARDS	AVG./GAME
2000	11	302	143	1,683	153.0

SCORING DEFENSE

SWC

YEAR	GAMES	TOTAL POINTS	AVG./GAME
1954	10	90	9.0
1964*	10	57	5.7
1965	10	104	10.4
1966	10	73	7.3
1969	10	76	7.6
1977	11	95	8.6
1982	11	115	10.5
1984	11	138	12.5
1985	11	129	11.7
1986	11	142	12.9
1988	11	173	15.7

KICKOFF RETURNS

SEC

YEAR	GAMES	RET	YARDS	TDS	AVG.
2005*	11	33	965	1	29.2

PUNTING

SEC

YEAR	GAMES	PUNTS	YARDS	AVG./PUNT
2012	12	54	2416	44.7

PUNT RETURNS

SEC

YEAR	GAMES	RET	YARDS	TDS	AVG.
2010	13	20	311	1	15.6

PAT KICKING

SEC

YEAR	GAMES	MADE	ATT	PCT
2012	12	33	33	100.0

** NCAA Leader*

OPPONENT/ATTENDANCE RECORDS

ATTENDANCE RECORDS

ALL GAMES

Any Game	107,262 at Tennessee, Nov. 11, 2000
Regular Season Game	107,262 at Tennessee, Nov. 11, 2000
Season Total	926,552 in 13 games, 2009; 900,982 in 13 games, 2015; 844,611 in 12 games, 2008

HOME GAMES

Any Game (Fayetteville)	76,808 vs. Alabama, 2010 (DWRRS)
Any Game (Little Rock)	55,912 vs. Alabama, 1992 (WMS)
Season Total (Fayetteville)	443,368 in 2006 (6 games)
Season Total (Little Rock)	221,686 in 1979 (4 games)
Season Total (Both)	554,621 in 2006 (8 games)
Season Average (Fayetteville)	73,895 in 2006
Season Average (Little Rock)	55,757 in 2010
Season Average (Both)	69,581 in 2016

DONALD W. REYNOLDS RAZORBACK STADIUM TOP 10 CROWDS

Rk	Opp	Date	Attend.
1.	Alabama	Sept. 25, 2010	76,808
2.	Tennessee	Nov. 11, 2006	76,728
3.	USC	Sept. 2, 2006	76,564
4.	Texas	Sept. 11, 2004	75,671
5.	Alabama	Oct. 8, 2016	75,459
6.	LSU	Nov. 12, 2016	75,156
7.	Alabama	Sept. 23, 2006	74,687
8.	Alabama	Sept. 15, 2012	74,617
9.	Florida	Nov. 5, 2016	74,432
10.	Georgia	Sept. 19, 2009	74,210

WAR MEMORIAL STADIUM TOP 10 CROWDS

Rk	Opp	Date	Attend.
1.	Alabama	Sept. 19, 1992	55,912
2.	Texas	Oct. 20, 1979	55,838
3.	LSU	Nov. 24, 2006	55,833
4.	LSU	Nov. 27, 1998	55,831
5.	LSU	Nov. 26, 2004	55,829
6.	North Texas	Sept. 20, 2003	55,825
7.	Oklahoma State	Sept. 20, 1980	55,822
8.	South Florida	Sept. 14, 2002	55,817
9.	Oklahoma State	Sept. 22, 1979	55,812
10.	LSU	Nov. 27, 2010	55,808

ON THE ROAD TOP 10 CROWDS

Rk	Opp	Date	Attend.
1.	Tennessee	Nov. 11, 2000	107,262
2.	Tennessee	Nov. 14, 1998	106,365
3.	Tennessee	Oct. 5, 2002	105,688
4.	Tennessee	Nov. 10, 2007	104,459
5.	Tennessee	Nov. 16, 1996	103,158
6.	Alabama	Oct. 14, 2017	101,821
	Alabama	Oct. 10, 2015	101,821
	Alabama	Oct. 19, 2013	101,821
	Alabama	Sept. 24, 2011	101,821
9.	LSU	Nov. 14, 2015	101,699
10.	Tennessee	Oct. 3, 2015	101,265

YEARLY ATTENDANCE

Year	Fayetteville	Little Rock	Totals
1944	(3) 10,820	(1) 11043	21,863
1945	(3) 26,908	(1) 13,878	40,786
1946	(4) 35,175	(1) 16,624	51,799
1947	(3) 41,976	(1) 13,934	55,910
1948	(3) 43,440	(4) 96,092	139,532
1949	(3) 45,213	(3) 65,129	110,342
1950	(3) 41,970	(3) 67,017	108,987
1951	(3) 49,563	(3) 54,334	103,897
1952	(3) 38,563	(3) 64,327	102,890
1953	(3) 41,155	(3) 62,231	103,386
1954	(3) 55,189	(2) 70,454	125,643
1955	(3) 60,597	(3) 92,882	153,479
1956	(3) 57,806	(3) 96,127	153,933
1957	(3) 68,482	(3) 92,230	160,712
1958	(3) 71,412	(3) 98,040	169,452
1959	(3) 73,327	(3) 109,997	183,324
1960	(3) 87,200	(3) 120,420	207,620
1961	(3) 82,500	(3) 114,000	196,500
1962	(3) 92,800	(3) 114,200	207,000
1963	(3) 83,230	(4) 163,700	246,930
1964	(3) 92,150	(3) 118,640	210,790
1965	(3) 115,350	(4) 178,500	293,850
1966	(3) 122,900	(3) 135,050	257,950
1967	(3) 121,953	(4) 187,634	309,587
1968	(3) 126,958	(3) 148,221	275,179
1969	(3) 131,355	(4) 170,717	302,072
1970	(3) 123,000	(4) 194,000	317,000
1971	(4) 163,977	(4) 217,244	381,221
1972	(3) 120,015	(4) 209,102	329,117
1973	(3) 120,439	(4) 179,542	299,981
1974	(3) 120,500	(4) 200,309	320,809
1975	(3) 118,460	(4) 201,575	320,035
1976	(3) 121,657	(4) 194,462	316,119
1977	(3) 131,611	(4) 214,991	346,602
1978	(3) 135,284	(3) 164,266	299,550
1979	(3) 132,345	(4) 221,686	354,031
1980	(3) 122,047	(4) 214,874	336,921
1981	(3) 129,991	(3) 163,710	293,701
1982	(3) 132,486	(4) 217,904	350,390
1983	(3) 131,102	(4) 193,160	324,262
1984	(3) 123,908	(4) 219,568	343,476
1985	(2) 104,856	(4) 218,640	323,496
1986	(4) 191,880	(3) 165,248	357,128
1987	(3) 132,734	(3) 137,412	270,146
1988	(3) 138,066	(4) 205,390	343,456
1989	(3) 156,366	(3) 150,464	306,830
1990	(3) 146,650	(4) 199,842	346,492
1991	(3) 131,420	(4) 191,578	322,998
1992	(3) 118,001	(3) 150,505	268,506
1993	(3) 125,946	(3) 155,928	281,874
1994	(3) 139,757	(3) 149,419	289,176
1995	(3) 144,116	(3) 162,835	306,951
1996	(3) 139,549	(4) 172,313	311,862
1997	(3) 127,020	(3) 153,704	280,724
1998	(3) 148,440	(3) 167,157	315,597
1999	(3) 155,844	(3) 165,996	321,840
2000	(4) 203,238	(3) 152,214	355,452
2001	(5) 319,207	(2) 105,727	424,934
2002	(5) 331,832	(3) 154,184	486,016
2003	(5) 333,677	(2) 111,442	445,119
2004	(5) 353,446	(1) 55,829	409,275
2005	(4) 272,149	(2) 109,921	382,070
2006	(6) 443,368	(2) 111,253	554,621
2007	(6) 418,239	(2) 110,021	528,260
2008	(5) 357,113	(2) 110,373	467,486
2009	(5) 344,577	(2) 111,206	455,783
2010	(5) 357,783	(2) 111,513	469,296
2011	(5) 360,566	(2) 108,367	468,933
2012	(6) 420,943	(2) 108,467	529,410
2013	(5) 338,618	(2) 92,556	431,174
2014	(6) 399,124	(1) 54,959	454,083
2015	(6) 421,688	(1) 49,591	471,279
2016	(6) 440,079	(1) 46,988	487,067
2017	(6) 406,514	(1) 36,055	442,569
2018	(6) 367,748	(1) 51,438	419,186
Total	**12,735,368**	**9,820,349**	**22,555,717**

OPPONENT RECORDS

INDIVIDUAL OFFENSE

Rushing Attempts: 41, Travis Stephens, Tennessee, 2001
Rushing Yards: 281, Tony Temple, Missouri, 2007
Rushing TDs: 4, Nick Fitzgerald, Mississippi State, 2016; Tony Temple, Missouri, 2007
Pass Attempts: 67, Kolton Browning, Louisiana Monroe, 2012; Tim Couch, Kentucky, 1998
Pass Completions: 47, Tim Couch, Kentucky, 1998
Passing Yards: 508, Dak Prescott, Mississippi State, 2015
Completion Percentage: .895 (17-19), Jason Campbell, Auburn, 2004
Interceptions Thrown: 8, Gary Carter, SMU, 1970
TD Passes: 7, David Klingler, Houston, 1990
Receptions: 17, Willie Gosha, Auburn, 1995
Receiving Yards: 222, Willie Gosha, Auburn, 1995
Yards Per Catch: 37.8 (4-151), Edward Pope, Texas A&M, 2014
TD Receptions: 3, A Hollins, EIU 2018; J. Armstead, Ole Miss, 2001; Cedrick Wilson, Tennessee, 2000; Reidel Anthony, Florida, 1996; Emanuel Tolbert, SMU, 1976; Don Ellis, Texas A&M, 1952
Total Offensive Plays: 83, Kolton Browning, Louisiana Monroe, 2012
Total Offensive Yards: 557 (104 rushing, 453 passing), Johnny Manziel, Texas A&M, 2012
Total Punts: 14, Eddie Hare, Tulsa, 1978
Punting Yards: 578, Eddie Hare, Tulsa, 1978
Punting Average: 56.8 (5-284), Ryan Stonehouse, Colorado State, 2018
Punt Returns: 8, Robert Dunn (58 yards), Auburn, 2007
Punt Return Yards: 125, Marquis Maze, Alabama, 2011
Interceptions: 4, Jack Boring, Texas A&M, 1952
Interception Return Yards: 114, Minkah Fitzpatrick (3 interceptions), Alabama, 2016
Kickoff Returns: 9, Johnny Sears (200 yards), Eastern Michigan, 2009
Kickoff Return Yards: 225, Chris Gulliver (8 returns), South Carolina, 2007
Touchdowns Responsible For: 7, David Klingler, Houston, 1990
Points Responsible For: 42, David Klingler, Houston, 1990
Extra Points Made: 9, Alex Walls, Tennessee, 2000
Field Goals Attempted: 7, Abby Daigle, Oklahoma State, 1974
Field Goals Made: 5, Dan Nystrom, Minnesota, 2002; Brian Hazelwood, Mississippi State, 1998; Jeff Ward, Texas, 1985
Longest Rushing Play: 97, John Avery, Ole Miss, 1997
Longest Passing Play: 99, Gino Torretta to Horace Copeland, Miami, 1991
Longest Punt Return: 92, Tyrann Mathieu, LSU, 2011; Fred Jacob, Rice, 1942
Longest Kickoff Return: 100, Jashaun Corbin, Texas A&M, 2018; Christian Kirk, Texas A&M, 2017; Marlon McClure, UTEP, 2010; Deuce McAllister, Ole Miss, 1999; Arthur Washington, SMU, 1974; Anthony Davis, Southern Cal, 1974
Longest Punt: 88, Larry Isbell, Baylor, 1950
Longest Field Goal: 58, Russell Erxleben, Texas, 1977

TEAM OFFENSE

First Downs: 35, Missouri, 2017
First Downs Rushing: 26, Texas, 1970
First Downs Passing: 22, Texas A&M, 2012; Louisiana Monroe, 2012
Rushing Attempts: 90, Texas, 1970
Rushing Yards: 543, Auburn, 2016
Pass Attempts: 68, Louisiana Monroe, 2012
Pass Completions: 47, Kentucky, 1998
Passing Yards: 508, Mississippi State, 2015
TD Passes: 7, Houston, 1990
Total Offense Plays: 103, Louisiana Monroe, 2012; Kentucky, 2003 (7OT)
Total Offense Yards: 736, Southern California, 2005
Total Punts: 14, Tulsa, 1978
Punt Yards: 578, Tulsa, 1978
Fewest Punts: 0, Alabama, 2018; Northwestern (La.) State, 1947
Punt Returns: 8, Auburn (58 yards), 2007
Punt Return Yards: 125, Alabama, 2011
Kickoff Returns: 11, North Texas (215 yards), 2007
Kickoff Return Yards: 271, UTEP (10 returns), 2010
Total Points: 103, Oklahoma, 1918
Extra Points Made: 10, Southern California, 2005
Field Goals Attempted: 7, Oklahoma State, 1974
Field Goals Made: 5, Minnesota, 2002; Mississippi State, 1998; Texas, 1985

TEAM DEFENSE

Fewest Arkansas First Downs: 3, vs. Baylor, 1958
Fewest Arkansas First Downs Rushing: 0, vs. Florida, 1997
Fewest Arkansas First Downs Passing: 0, 14 times (Last time vs. SMU, 1991)
Fewest Arkansas Rushing Attempts: 19, vs. LSU, 2018; vs. Rutgers, 2012; at Alabama, 2011
Fewest Arkansas Net Rushing Yards: -56, vs. Florida, 1997
Fewest Arkansas Passes Attempted: 0, vs. Oklahoma State, 1976
Fewest Arkansas Passes Completed: 0, Five times (Last time vs. Texas A&M, 1991)
Most Arkansas Passes Intercepted: 8, vs. SMU, 1951
Most Interception Return Yards: 132, vs. Tennessee (3 interceptions), 2007
Fewest Arkansas Yards Passing: -11, vs. USC, 1974
Fewest Arkansas Total Offensive Plays: 26, vs. Texas, 1947
Fewest Arkansas Total Offensive Yards: 42, vs. UCLA, 1988 (21 rush, 21 pass)

THE PURSUIT OF EXCELLENCE.

The Learfield IMG College Directors' Cup pays tribute annually to collegiate institutions across all divisions pursuing overall athletics excellence. Learfield IMG College is honored to support this highly recognized mark of distinction, the hallmark of all-around athletics success in both men's and women's sports since 1993.



Learfield | IMG College
DIRECTORS' CUP
NACDA

THE CROWNING ACHIEVEMENT
IN COLLEGE ATHLETICS

Follow the standings throughout the season:
thedirectorscup.com // @LDirectorsCup on Twitter

NACDA Learfield | IMG College USA TODAY SPORTS

DONALD W. REYNOLDS RAZORBACK STADIUM



Donald W. Reynolds Razorback Stadium (DWRRS) will serve as the home of Razorback Football for the 82nd season during the 2019 campaign. Since opening in 1938, the Razorbacks have played 294 games at the current site, winning more than 64 percent of their contests.

Located on the western side of campus, DWRRS was formerly known as Razorback Stadium before being renamed in 2001 in honor of the late Donald W. Reynolds. The playing field is named in honor of former athletics director and the winningest, longest-tenured head football coach in University of Arkansas history, Frank Broyles.

Upon undergoing many modifications, DWRRS gives the University of Arkansas one of the finest football facilities in the nation. A $160 million stadium renovation and north end addition was completed prior to the 2018 season. All existing suites and club areas were renovated, and additional elevators were constructed in the northwest and northeast corners of the stadium. As part of the same project, a south video board was added in time for the 2017 season. The north end addition is home to the new Broyles Athletics Center as well as suites, loge boxes, club seats and club areas. The addition also provided new concessions and restrooms as well as a stadium-wide concourse that allows the flow of fans throughout the stadium. A new football team locker room, press conference room, other team areas and various displays celebrating Razorback history and traditions were also part of the north end addition.

Prior to the 2001 season, the stadium underwent a dramatic advancement – a $110 million project, which included a $20 million gift from the Donald W. Reynolds Foundation, increased the seating capacity from 51,000 to 72,000.

The renovation included reconstructed concourses with a brick facade that completely enclosed the concrete and steel below the stands. In addition, the concourses were widened, and concession areas and restrooms were replaced.

Known as "Championship Alley," the east concourse displays all 13 conference championships, the 1964 national title and every football letterman. The south end zone concourse, "All-American Alley," is dedicated to the 57 Razorback All-Americans. The west concourse, "Bowl Alley," commemorates each of the program's 42 bowl teams.

Another noticeable addition was the enclosure of the south end zone, which features chair back seating and the addition of approximately 7,300 total seats as well as a food court with vendor space.

Along with an expanded press box, which includes Orville Henry Press Row, 68 luxury suites/skyboxes were added, bringing the total to 134.

The 3,800 square foot Wilson Matthews A Club was added on the east side next to a 6,500-seat upper deck that is complemented by enclosed premium club seating. The stadium's capacity includes 8,950 club seats, inside and out.

One of the first expansion projects occurred in 1950 and included the construction of a new press box and 5,200 more seats on the west side. Another 5,200-seat addition to the east side was completed in 1957.

Earlier building efforts in 1965 and 1969 raised capacity to 42,678 – a figure held steady for more than a decade.

Prior to 2001, the last previous expansion occurred before the 1985 season and added additional seats and skyboxes, bringing the facility to 50,000 seats.

Astroturf was added in 1969. The playing surface then returned to natural grass in 1995 prior to its transition to synthetic turf in 2009.

Making its debut on Sept. 24, 1938, as Arkansas defeated Oklahoma A&M, 27-7, the stadium was dedicated later that year on Oct. 8 when the Razorbacks hosted Baylor.

Constructed as a Works Progress Administration project with an original capacity of 13,500, the facility was first enlarged upon the arrival of John Barnhill as athletic director in 1947 when an additional 2,500 seats were added to the north end of the east and west grandstands.

Prior to 1938, the Razorbacks played in a 300-seat stadium built in 1901 on land atop "The Hill," now occupied by Mullins Library and the Fine Arts Center.

REYNOLDS RAZORBACK FAST FACTS

Capacity: 76,000
First Game: Sept. 24, 1938 - Arkansas 27, Oklahoma A&M 7
Dedicated: Oct. 8, 1938 - Baylor 9, Arkansas 6
DWRRS Record: 190-101-2 (.648)
Fayetteville Record: 308-134-10 (.677)

All-Time Top 10 Crowds

Rk	Opponent	Date	Attendance
1.	Alabama	Sept. 25, 2010	76,808
2.	Tennessee	Nov. 11, 2006	76,728
3.	Southern California	Sept. 2, 2006	76,564
4.	Texas	Sept. 11, 2004	75,671
5.	Alabama	Oct. 8, 2016	75,459
6.	LSU	Nov. 12, 2016	75,156
7.	Alabama	Sept. 23, 2006	74,687
8.	Alabama	Sept. 15, 2012	74,617
9.	Florida	Nov. 5, 2016	74,432
10.	Georgia	Sept. 19, 2009	74,210

FRANK BROYLES



For more than five decades, Frank Broyles helped shape intercollegiate athletics as a legendary coach, nationally respected administrator and a tireless goodwill ambassador for his university and state.

In July 2014, Broyles stepped away from his day-to-day duties with the Razorback Foundation after a combined 55 years of service with the Department of Intercollegiate Athletics and Razorback Foundation. Broyles served as Athletics Director Emeritus.

In his 19-year stint as Arkansas' head coach, the Razorbacks posted a record of 144-58-5, captured seven SWC championships, one national championship and earned 10 bowl berths. Broyles was a six-time SWC Coach of the Year and became the mentor to dozens of assistant coaches preparing them for successful head coaching careers in both college and pro football. His impact on the coaching profession is best measured in the development of more than 40 head coaches. Former Broyles' assistant coaches have combined to win five Super Bowls, five national championships, more than 40 conference titles and more than 2,000 games. His legacy is celebrated annually with the presentation of the Broyles Award to the nation's top assistant football coach.

Broyles assumed the role of athletics director in July 1973 and remained in that position long after retiring from coaching in 1976. While universally recognized for his coaching prowess, it was his keen administrative and business skills that allowed Broyles to charter a steady course of success for the Razorbacks. Broyles laid the groundwork for transforming the athletic program into an all sport program that produced 41 national championships, 57 SWC and 48 SEC championships, 22 bowl appearances and a bevy of other team and individual accomplishments under his tenure.

On Nov. 3, 2007, Frank Broyles Field, the on-campus football playing field for the Arkansas Razorbacks within Donald W. Reynolds Razorback Stadium, was named for the longtime head football coach and athletics director. The field was dedicated at halftime of the Arkansas-South Carolina game in an on-field ceremony that included Broyles once again leading former Razorback football lettermen through the "A" and a surprise visit from broadcasting legend and Broyles' former ABC Sports broadcasting partner Keith Jackson. The dedication culminated a memorable weekend that also included a reunion of former football lettermen spanning Coach Broyles' 19-year career as the Razorbacks' head football coach.

On Nov. 23, 2013, a bronze statue was dedicated in Broyles honor in front of the Broyles Athletic Center. The statue, sculpted by Dr. Gary Renegar, stands seven and a half feet and weighs more than 700 pounds.

Broyles, 92, died from complications of Alzheimer's Disease, on Aug. 14, 2017.





WAR MEMORIAL STADIUM

The Razorbacks' home venue in Central Arkansas for 71 years, War Memorial Stadium/AT&T Field will host Arkansas football games through 2024. The Razorbacks will play three regular-season SEC games and three spring football games, pending SEC approval, at War Memorial Stadium during the tenure of the agreement. Arkansas will play the University of Missouri in an SEC game at War Memorial Stadium during the 2019, 2021 and 2023 seasons, unless SEC scheduling necessitates playing another opponent.

Three-year Arkansas letterman and Congressional Medal of Honor Winner Maurice (Footsie) Britt was the featured speaker during dedication ceremonies for War Memorial Stadium on Sept. 18, 1948. On that day, a crowd of 24,950 (a record football attendance in Arkansas at that time) watched the Razorbacks defeat Abilene Christian, 40-6.

During its existence, the facility has expanded from its original capacity of 31,000 to its current figure of 54,120.

A complete lighting system and Astroturf surface were added for the 1970 season with a new artificial surface to follow in 1974. Ten years later, another new layer of artificial turf was installed before a return to natural grass was made in 1994. AstroPlay was installed for the 2002 season. War Memorial Stadium installed a new turf manufactured by Field Turf during the summer of 2010 and the field was named AT&T Field. In addition, a new $7.5 million press box that includes 500 club seats was constructed for the 2010 football season. The War Memorial Stadium Commission, along with the University of Arkansas Athletic Department, has renovated the Razorback Letterman's Club and Recruit Room.

In 1974, the press box was honored as the best in the nation by the Football Writers Association of America, a recognition for the facility and the services provided. The press floor is now named for longtime sportswriter and an authority on Razorback history, Orville Henry.



WAR MEMORIAL STADIUM FACTS

Capacity: 54,120
First Game and Dedication: Sept. 18, 1948 - Arkansas 40, Abilene Christian 6
WMS Record: 151-61-4 (.699)
Little Rock Record: 168-68-5 (.703)



AT&T STADIUM

In 2008, Arkansas and Texas A&M officials agreed to enter into an agreement with AT&T Stadium, home of the Dallas Cowboys in Arlington, Texas, to renew its long-time storied rivalry under the name "Southwest Classic."

After a 16-year absence, the 2009 season marked the return of the rivalry between the former Southwest Conference foes. This time, the Razorbacks and Aggies clashed in a non-conference showdown where Arkansas claimed a 47-19 victory. The matchup followed suit in 2010 and 2011, both resulting in Razorback victories.

Due to scheduling conflicts associated with the Aggies' move to the SEC in 2012, the schools were forced to alternate home venues for the 2012 and 2013 contests; however, the contest returned to Arlington in 2014 and kicked off the first game of an 11-year agreement.

Arkansas leads the all-time series versus the Aggies, 41-30-3.

One of the most expensive sports venues ever built, AT&T Stadium was completed in 2009 and is fourth-largest in capacity in the NFL. Capacity can expand to seat upwards of 85,000 people. The $1.15 billion project was spearheaded by Dallas Cowboys owner and former co-captain of the Arkansas 1964 national championship team, Jerry Jones.

Containing the world's largest column-free interior and the fourth largest high definition video screen, which hangs from 20-yard line to 20-yard line, the facility also serves as a multi-purpose venue for concerts and other college and high school athletic events.



AT&T STADIUM FACTS

Capacity: 71,815
First Arkansas Game: Oct. 3, 2009 - Arkansas 47, Texas A&M 19
AT&T Stadium Record: 4-5 (.444)



FRED W. SMITH FOOTBALL CENTER



The 80,000 square-foot Fred W. Smith Football Center opened in 2013 and includes a spacious locker room, team meeting rooms, training room, equipment room, a student-athlete lounge and study area, coaches' offices, a recruiting reception area and football displays celebrating the tradition of Razorback Football. In the fall of 2012 as part of the football center project, two new practice fields and a parking deck were completed south of the Walker Family Training Center providing the football team with spectacular new practice venues and university faculty and students with approximately 225 covered parking spaces.

Fred W. Smith, former chairman of the Donald W. Reynolds Foundation and longtime benefactor of the University of Arkansas and Razorback Athletics, passed away at age 84 on April 29 in Santa Monica, California. Through his work with the Donald W. Reynolds Foundation, Mr. Smith was instrumental in the university's securement of several multi-million-dollar gifts, including the Donald W. Reynolds Razorback Stadium expansion, the Jerry and Gene Jones Family Student-Athlete Success Center and the Student-Athlete Development program, within Razorback Athletics.

In 2011, under Mr. Smith's leadership, the Donald W. Reynolds Foundation issued a $10 million challenge grant to help generate funding for a new football operations building for the University of Arkansas. In 2013, the $40 million Fred W. Smith Football Center was dedicated providing Razorback Football with a new home.







JONES FAMILY STUDENT-ATHLETE SUCCESS CENTER



The Jerry and Gene Jones Family Student-Athlete Success Center helps address the academic, nutritional, personal and professional development of more than 460 student-athletes in an approximately 55,000 square foot facility, creating an integrated academic support program focused on graduation of all student-athletes at the University of Arkansas.

- 31 Tutor Rooms (11 large rooms for 6-8 people and 20 small rooms for 2-4 people).
- 5,000 square feet of open study / lounge space.
- 2,300 square feet of Computer Lab Space (2 computer labs – large and small).
- 1,500 square feet of Group Lab Space.
- 25 Offices for staff and academic counselors.
- 1,500 square feet in the Multi-Purpose Room with capacity of 90 or more.
- 150 Seat Auditorium (Designed for hosting the Razorback Leadership Academy, seminars, guest speakers, large group presentations and other Athletic Academic programming with full A/V capabilities).
- Designated area for Educational Enrichment Services.
- Designated area for Student-Athlete Development.
- Wellness area with offices for staff psychologist and nutritionist.
- Dining Hall with full-service kitchen and seating for approximately 250 people.



MEDIA INFORMATION

ARKANSAS COMMUNICATIONS

The Arkansas Communications Office appreciates your interest in Razorback football and strives to assist you in your coverage. A list of our staff members, our address and our telephone and fax numbers follows:

Office: 479-575-2751
Fax: 479-575-7481
Fayetteville Press Box: (479) 575-6622
Little Rock Press Box: (501) 663-0514
Mailing Address:
Arkansas Communications
P.O. Box 7777
Fayetteville, AR 72701
Overnight/Physical Address:
University of Arkansas
Arkansas Communications
1240 W. LeRoy Pond Drive
Fayetteville, AR 72701

FOOTBALL CONTACTS



Kyle Parkinson
Associate AD/Communications
Cell: (479) 387-4753
Office: (479) 575-2752
Email: kparkin@uark.edu
Twitter: @TheOtherKP



Michael Minshew
Assistant Communications Director
Cell: (817) 707-0011
Office: (479) 200-9498
Email: mminshew@uark.edu
Twitter: @mminshew



John Thomas
Assistant Communications Director
Cell: (479) 313-2564
Office: (479) 575-7430
Email: jfthomas@uark.edu
Twitter: @John__Thomas

COMMUNICATIONS STAFF



MIKE CAWOOD
Associate Director



MARIO BRAVANTE
Associate Director



JESSICA ROBERSON
Assistant Director



JEFF SMITH
Assistant Director



BEN BREITBACH
Communications Assistant



ELISHAH SANTIAGO
Communications Assistant



WALT BEAZLEY
Photographer



MARY LYNN GIBSON
Secretary

INTERVIEWS

Interviews with our coaches and student-athletes are encouraged, but we require all interview arrangements be made via the Arkansas Communications Office. Coaches and student-athletes are instructed to decline any interviews not pre-arranged by the Communications Office. University of Arkansas football coaches and student-athletes are generally available for in-person interviews during a game week. All student-athlete and assistant coach interview requests must be made at least one day in advance to allow time to facilitate the notification process. Telephone interviews can be arranged, but student-athletes' telephone numbers will not be provided and student-athletes are instructed to politely decline interviews when contacted by telephone. Student housing, the training room, the weight room and locker rooms are off-limits to members of the media.

DAILY PRACTICE

Following select practice sessions, select members of the coaching staff or student-athletes will be available for group interviews with the media. Video and still photographers from accredited media outlets wishing to shoot practices are asked to consult with the Arkansas Communications Office for current guidelines prior to arrival at the practice field.

WEEKLY PRESS CONFERENCE OPPORTUNITIES

Please consult the Arkansas Communications Office for the schedule of weekly press opportunities for Coach Morris and student-athletes.

SEC WEEKLY COACHES' TELECONFERENCE

In conjunction with the Southeastern Conference, head coach Chad Morris will participate each week in the league's teleconference of football coaches. The teleconferences will be conducted each Wednesday from Aug. 28 to Nov. 20 from 10 a.m. CT to 12:10 p.m. CT. Accredited media members only may access the broadcast-quality teleconference. Callers may participate in the question-and-answer session with an individual coach or all SEC coaches. For more information and the teleconference number, contact the SEC Media Relations Office at (205) 458-3000.

10:00 a.m.	Ed Orgeron, LSU	11:10 a.m.	Barry Odom, Missouri
10:10 a.m.	Kirby Smart, Georgia	11:20 a.m.	Matt Luke, Ole Miss
10:20 a.m.	Dan Mullen, Florida	11:30 a.m.	Jimbo Fisher, Texas A&M
10:30 a.m.	Derek Mason, Vanderbilt	11:40 a.m.	Mark Stoops, Kentucky
10:40 a.m.	Nick Saban, Alabama	11:50 a.m.	Joe Moorhead, Mississippi State
10:50 a.m.	Jeremy Pruitt, Tennessee	Noon	Will Muschamp, South Carolina
11:00 a.m.	Chad Morris, Arkansas	12:10 p.m.	Gus Malzahn, Auburn

ARKANSAS FTP SITE

An FTP site is available for members of the media. For more information concerning the FTP site, contact Michelle Glover (mlglover@uark.edu).

GAME CREDENTIAL REQUESTS

All requests for media and/or photo credentials must be online at SportsSystems.com/Arkansas. Requests should be made at least 10 days in advance.

Credentials must be requested and will be granted on a game-by-game basis only. No multi-game or full season credentials will be issued.

Please see media credentialing guidelines online at SportsSystems.com/Arkansas. Space limitations prevent accommodation of weekly media representatives.

Only fully accredited personnel directly involved in the coverage of the game will be admitted. Credentials are non-transferable. The Arkansas Communications Office reserves the right to revoke any credential: (1) used by an individual other than the one for whom it was granted; (2) any individual who refuses to comply with press box and/or photographic area guidelines; (3) any individual who is not an accredited member of the media; (4) any individual under the age of 16.

Credentials will not be mailed. They may be picked up beginning three hours prior to kickoff at the media will call station at the base of the elevator at both Donald W. Reynolds Razorback Stadium in Fayetteville and War Memorial Stadium in Little Rock. Photo identification is required when picking up credentials.

GAMEDAY PARKING

Limited parking is available in Fayetteville and Little Rock for media members. Those media members needing parking should make the request at least two weeks in advance to allow time for mailing.

LIVE STATS

Live in-game stats will be provided for the media at RazorbackStats.com.

WIRELESS INTERNET

The Arkansas press box does have wireless access. Information on accessing the internet is available in the game day information packets in the press box.

RAZORBACK SPORTS PROPERTIES

The University of Arkansas Athletic Department and Learfield IMG College are in their 12th year of a powerful partnership that created Razorback Sports Properties. As the multimedia rights-holder, Razorback Sports Properties (RSP) is responsible for the corporate marketing and advertising for all 19 sports.

Along with corporate branding through the Razorbacks, RSP also creates new programming and publications for Razorback fans. They continue to expand the coverage of the Razorback Sports Network. This statewide radio network, consisting of 45-plus affiliates, covers all of Arkansas and parts of all six surrounding states.

The official radio and television shows of Razorback football continue to grow in attendance and viewership. The radio show is held weekly at the Catfish Hole and is aired live on the Razorback Sports Network. The official television show is aired statewide on Sunday nights and regionally throughout the week during football season.

CHUCK BARRETT – PLAY-BY-PLAY



Barrett is entering his 13th season as the play-by-play announcer for the Razorbacks, and he's no stranger to Arkansas fans or the Razorback Sports Network broadcast team. This is his 25th year on the broadcast crew, including spending 14 years as the executive producer. Prior to taking over play-by-play responsibilities in the 2007 season, his duties included hosting the pregame show, halftime and scoreboard shows, and the football version of the Razorback Report. He has also worked as the play-by-play man for baseball from 1992 to 2014 and added men's basketball play-by-play to his duties prior to the 2010-11 season. Barrett was recognized by the National Sportswriters and Sportscasters Hall of Fame as the 2007, 2008 and 2009 Arkansas Sportscaster of the Year.

QUINN GROVEY – ANALYST



Grovey is entering his 22nd overall season on the network, including his second as the analyst. The former Hog quarterback previously served as co-host of the pregame and postgame shows and the network's sideline reporter. A three-year starter for the Razorbacks, Grovey led Arkansas to Southwest Conference titles in 1988 and 1989, and was named to the program's 1980s All-Century team.



GENO BELL – CO-HOST & SIDELINE



Bell is entering his third season on the broadcast team as a sideline reporter, taking over the role from Grovey. Bell was a four-year letterwinner on the defensive line for the Razorbacks from 1993-95. He totaled 185 tackles, including 28 for loss, 11 sacks, four pass breakups and three fumble recoveries. Following his collegiate career, Bell played in the NFL with the New York Jets and the Cleveland Browns. He returned to Arkansas after his playing career and is a senior director of transportation at the worldwide headquarters of Walmart in Bentonville.

RICK SCHAEFFER – CO-HOST



Schaeffer is entering his 26th year with Razorback football. He was the analyst for 10 seasons and is now a co-host for the pregame, halftime and postgame shows. Schaeffer worked in the Arkansas Sports Information Department for 24 years, 21 of those years serving as director. Rick is the communications director for the Springdale School District and the co-host of Drive Time Sports on 103.7 The Buzz.

SCOTT INMAN – CO-HOST



Inman is entering his 13th year as co-host of the pregame and postgame shows. It will be his 21st overall season with the network, having first served as studio host. Inman currently is the director of business development for GenWealth Financial Advisors and previously worked as a news anchor for KATV in Little Rock.

2019 AFFILIATES

Batesville	KWOZ-FM	103.3
Batesville	KBTA-AM	1340
Camden	KCXY-FM	95.3
Camden	KAMD-FM	97.1
Crossett	KAGH-FM	104.9
Crossett	KAGH-AM	800
DeQueen	KDQN-FM	92.1
DeWitt	KDEW-FM	97.3
El Dorado	KMRX-FM	96.1
Fayetteville	KQSM-FM	92.1
Fayetteville	KAKS-FM	99.5
Fayetteville	KUOA-AM	1290
Fayetteville	KUOA-FM	95.3
Fayetteville	KBVA-FM	HD3 106.5
Forrest City	KBFC-FM	93.5
Fort Smith	KERX-FM	95.3
Glenwood	KHGZ-FM	98.9
Glenwood	KHGZ-AM	670
Hot Springs/Mena	KTTG-FM	96.3
Jonesboro	KEGI-FM	100.5
Little Rock	KABZ-FM	103.7
Magnolia	KZHE-FM	100.5
Marshall	KBCN-FM	104.3
Mena	KENA-FM	104.1
Monett, Missouri	KKBL-FM	95.9
Monticello	KGPO-FM	99.9
Morrilton	KCON-FM	99.3
Mountain Home	KOMT-FM	93.5
Ozark	KDYN-FM	96.7
Ozark	KDYN-AM	1540
Ruston, Louisiana	KWXM-FM	102.3
Searcy	KRZS-FM	99.1
Texarkana	KKTK-AM	1400
Wynne	KWYN-FM	92.5

As of 7/29/19

DIRECTOR OF ATHLETICS HUNTER YURACHEK

Entering his second full year as vice chancellor and director of athletics at the University of Arkansas, Hunter Yurachek has made the most of his time since Chancellor Joseph Steinmetz announced him as vice chancellor and director of athletics on Dec. 4, 2017.

Shortly after his arrival in Fayetteville, Yurachek introduced a program-wide strategic plan that focused on fostering student-athlete success and centered on achieving the program's mission of building Champions and Razorbacks for Life. Thanks to the dedicated efforts of Razorback student-athletes, coaches, administrators, Razorback Foundation members and fans, results are already being realized on and off the field.

In 2018-19, Arkansas finished No. 23 in the Learfield IMG College Directors' Cup, which was first among programs with 19 or fewer teams. Arkansas captured two NCAA team championships (women's indoor and outdoor track and field), four SEC team championships (women's cross country, women's indoor and outdoor track and field, men's golf) and four SEC team runner-up finishes (soccer, men's cross country, men's indoor track and field and women's basketball).

In addition, the Razorback baseball team won a share of the SEC Western Division title and advanced to its second-straight College World Series. A total of 14 programs were nationally ranked during 2018-19, including five in the top 10. Arkansas had four NCAA individual and 22 SEC individual champions.

Razorback student-athletes continue to achieve at a high level in the classroom, posting a cumulative GPA of 3.24. Arkansas earned a program record six APR public recognition awards and saw 97 student-athletes graduate. The program graduated 98% of student-athletes who exhausted their athletic eligibility.

In 2018-19, Arkansas hosted its first NCAA Men's and Women's Golf Championships at Blessings Golf Club. In addition, Arkansas was home to the 2019 SEC Indoor and Outdoor Track and Field Championships as well as both an NCAA Baseball Regional and Super Regional at Baum-Walker Stadium.

Yurachek launched several initiatives to further engage Arkansas and Razorback fans around the world. In August 2018, as part of the One Razorback campaign, the inaugural One Hog Call event was held in Fayetteville, Little Rock and around the globe. Razorback fans from more than 16 countries and 40 states participated in a simultaneous Hog Call. For the first time in more than a half century, Arkansas scheduled in-state non-conference opponents, when it initiated games with University of Arkansas system schools in multiple sports.





Yurachek's first full year in Fayetteville saw tremendous success. Arkansas tied a program record with a No. 16 finish in the 2017-18 Learfield IMG College Sports Directors Cup, a program that ranks the nation's most successful intercollegiate athletics programs. Arkansas finished first in the nation in the rankings among schools with 19 or fewer sports.

In 2017-18, Arkansas captured four SEC championships (men's and women's cross country, women's indoor track, women's golf), including the school's first SEC crown in women's golf. The Razorbacks earned three top-five national finishes including national championship runner-up finishes at the 2018 NCAA Women's Indoor Track and Field Championships and the 2018 College World Series. Four Arkansas student-athletes earned individual national championships in 2017-18.

In the 2018 spring semester, Razorback student-athletes earned a record-tying 3.25 GPA and 282 student-athletes secured a spot on the department honor roll. In addition, nearly 125 Razorback student-athletes added their name to Senior Walk as graduates of the University of Arkansas.

Yurachek came to Arkansas from the University of Houston where he served as the vice president for athletics. Prior to Houston, Yurachek served as Director of Athletics at Coastal Carolina University, where Coastal won 29 Big South Conference championships. Yurachek was named Under Armor FCS Athletic Director of the Year in 2014. He has also worked at the University of Akron, the University of Virginia, Western Carolina University, Vanderbilt University and Wake Forest University.

In Yurachek's first two years at Houston, the Cougars' sport programs eclipsed 225 points in the Learfield IMG College Directors' Cup in back-to-back years for the first time in department history, securing top-three finishes in The American Athletic Conference both years. The Cougars improved to second in 2016-17 after finishing third in 2015-16. The feat was bolstered in 2016-17 by 11 of 17 programs qualifying for NCAA postseason competition. Houston's programs combined for a league-leading five American Conference team championships and 22 American Conference individual titles.

The success was not limited to the field of play, however, as UH student-athletes opened the fall semester with a record 96 student-athletes on the Dean's List. That record was short lived as 109 student-athletes earned Dean's List honors in the spring semester. Houston student-athletes combined for the highest spring GPA (2.95), highest cumulative GPA following a spring semester (2.93) and the highest average hours passed in a spring semester (14.1) in department history.

The 2016-17 year also saw the continuation of an aggressive facilities plan as construction began on the $60 million renovation of the Fertitta Center, the football indoor practice facility and a baseball player development center and clubhouse with more than $85 million of projects all privately funded.

In his first year in the role, Houston recorded its highest finish in the Learfield IMG College Directors' Cup since 1999-2000 and its second-highest finish in school history with 296.5 points to finish 73rd nationally.

The 2015-16 academic year saw the Houston Football program capture The American Athletic Conference Championship and a Chick-fil-A Peach Bowl win over Florida State, the Houston Men's Track & Field program win The American Indoor and Outdoor Championships and the Houston Women's Golf program claim an American Championship in only its second year with a full team. In addition, the Men's Basketball program returned to the NCAA postseason for

the 29th time in program history and the Men's Golf program advanced to the NCAA Championships for the third straight year.

All of the athletic achievements occurred while UH student-athletes recorded the second-best fall GPA, 2.91, and second-best spring GPA, 2.87, in athletic department history while placing a record 88 student-athletes on the University's Dean's Honor List in the spring.

Yurachek led the Houston Athletics fundraising charge with a record amount $5.2 million in private donations to the Athletics general scholarship fund in the 2014- 15 fiscal year. Focused on improving the student-athlete experience, Yurachek has also led a department that unveiled the completed Guy V. Lewis Development Center for the Houston Men's and Women's Basketball programs, Carolyn and Ron Yokubaitis Field at Carl Lewis International Track & Field Complex, one of the nation's largest collegiate baseball video boards, a renovated Houston Football locker room and a short game facility for the Houston Men's and Women's Golf programs.

Named by Chancellor Dr. Renu Khator as Chair for a campus-wide steering committee established to oversee the grand opening events for the $128 million TDECU Stadium, Yurachek assisted in the cultivation, solicitation and securing of a 10-year, $15 million-naming rights agreement for TDECU Stadium with the per year value ranking in the top ten nationally for collegiate venue naming rights agreements.

Yurachek was instrumental in the national search and hiring of football and men and women's basketball head coaches (Tom Herman, Kelvin Sampson, Ronald Hughey) while overseeing the development and implementation of a $500,000 remodeling project to the men and women's basketball locker rooms.

He served as liaison with an architectural design firm on the plans for the $25-million Guy V. Lewis Development Center as well as overseeing the development and implementation of a $500,000 facility enhancement to the Athletics/Alumni Center, including the addition of Cougar Cafe, a student-athlete nutrition center.

Yurachek came to Houston after serving four years as Director of Athletics at Coastal Carolina University where he oversaw a department featuring 18 men's and women's NCAA Division I sport programs. A testament of his vision, Yurachek was named the 2014 Under Armour FCS Athletic Director of the Year in May of 2014.

Under Yurachek's leadership, the Chanticleers won a total of 29 Big South Championships (both regular season and tournament championships), made 30 NCAA appearances and finished a program-best 79th in the 2012-13 Learfield IMG College Director's Cup.

During Yurachek's time of leadership, Coastal hosted an NCAA Baseball Regional; NCAA Baseball Super Regional; NCAA Division I Football championship contests in 2010 and '13; and NCAA Men's Soccer Championship matches in 2011, '12 and '13, as well as winning a competitive bid to host the VisitMyrtleBeach.com Men's and Women's Big South Basketball Championships in 2013, 2014 and 2015, sponsored by the Myrtle Beach Area Chamber of Commerce.

Coastal Carolina student-athletes posted a 3.028 grade point average (GPA) for the fall 2013 semester and saw its overall GPA rise from 3.053 to 3.108. Of the 434 student-athletes, 253 – or 58.3 percent – posted a GPA between 4.0 and 3.0, including 28 who earned President's List (4.0 GPA for the semester) and an additional 117 who earned Dean's List recognition. Further breakdown shows that 125 of the 175 women student-athletes (71.4 percent) posted a GPA between 4.0 and 3.0, while 128 of the 259 men (49.4 percent) accomplished the feat.

In addition, during Yurachek's tenure Coastal Carolina student-athletes earned:

- 363 All-Big South honors
- 31 All-Big South Player of the Year honors along with 13 Big South Freshman of the Year honors
- 28 All-America honors
- 11 Big South Scholar-Athlete of the Year honors in their respective sports



- 5 Academic All-America honors
- 4 national postgraduate scholarships
- 3 Big South Conference Christenberry Awards for Academic Excellence

With all the success, the Coastal Carolina department operated within a balanced budget during Yurachek's tenure, thanks to his zero-budget initiative and the unprecedented revenues generated since his arrival with his restructuring of the external relations department. In his first year, the department revenue was at $560,000, including $316,000 in ticket sales and sponsorships at $250,000. After the 2012-13 year, revenue came in at $1.4 million, thanks to $549,000 in ticket sales and $600,000 in sponsorships.

Since 2010, the Department of Athletics added women's lacrosse; launched Champions for Life, a life skills enhancement program for student-athletes; signed a five-year $1.1 million contract with an athletic apparel provider; established the Letterwinners Association; successfully completed NCAA Cycle 3 Recertification; and has been featured on the front page of the sports section of USA Today with the headline reading "Coastal Carolina Piles up Sports Success."

Also during Yurachek's tenure, several major projects that supported intercollegiate athletics totaling more than $250 million were included in the University's in ongoing capital improvements across the campus.

The HTC Center opened in 2012 and is the home for Coastal Carolina's men's and women's basketball and women's volleyball programs – as well as the three-year home to the Big South Men's and Women's Basketball Championships. In addition, Adkins Field House, the Boni Belle Baseball/Softball Hitting & Practice Facility, the Will Garland Academic Enhancement Center and the Richard M. Ward MD Sports Performance Center were completed and dedicated while the $10.2 million Baseball/Softball complex was completed in 2014. Yurachek also secured a 12-court tennis facility and a student-athlete training table facility.

Prior to his appointment at Coastal Carolina University, Yurachek was executive senior associate athletics director at the University of Akron. He led and managed the Zips' external relations unit, which included marketing and promotions, media relations, ticket operations, development (Z-Fund), video operations and merchandising. In addition, he was the sport administrator for men's basketball, men's golf and women's golf and worked closely with the football program.

Yurachek has also held various athletics administration leadership positions at the University of Virginia, Western Carolina University, Vanderbilt University and Wake Forest University.

He earned his bachelor's degree in business management at Guilford College in 1990, where he was a four-year letter winner in basketball. He earned his master's degree in sports administration from the University of Richmond in 1994.

Born in Richmond, Virginia, and raised in Charlotte, North Carolina, Yurachek and his wife, Jennifer, have three sons; Ryan, Jake and Brooks. Ryan is a former football student-athlete at Marshall University and has been with both the Oakland Raiders and Dallas Cowboys in the NFL. Jake is a redshirt-freshman football student-athlete at the University of Arkansas.

HEAD COACHES



DAVE VAN HORN
Baseball
18th Season



ERIC MUSSELMAN
Men's Basketball
1st Season



MIKE NEIGHBORS
Women's Basketball
3rd Season



CHRIS BUCKNAM
Men's Cross Country
Track & Field
12th Season



LANCE HARTER
Women's Cross Country
Track & Field
30th Season



CHAD MORRIS
Football
2nd Season



BRAD McMAKIN
Men's Golf
14th Season



SHAUNA TAYLOR
Women's Golf
13th Season



JORDYN WIEBER
Gymnastics
1st Season



COLBY HALE
Women's Soccer
8th Season



COURTNEY DEIFEL
Softball
5th Season



NEIL HARPER
Swimming & Diving
4th Season



ANDY JACKSON
Men's Tennis
7th Season



COURTNEY STEINBOCK
Women's Tennis
2nd Season



JASON WATSON
Volleyball
4th Season

ADMINISTRATION



HUNTER YURACHEK
Vice Chancellor & Director of Athletics



JULIE CROMER PEOPLES
Deputy AD/External Engagement & Administration



JON FAGG
Deputy AD/ Student-Athlete Experience



CLAYTON HAMILTON
Deputy AD/Internal Engagement, Finance & Capital Projects



RICK THORPE
Deputy AD/ External Engagement



CHRIS POHL
Senior Associate AD/ Guest Experience & Event Management



DERITA RATCLIFFE
Senior Associate AD/ Student-Athlete Experience



KEVIN TRAINOR
Senior Associate AD/ Public Relations



MATT TRANTHAM
Senior Associate AD/Capital Projects, Facility Maintenance, Grounds, Equipment



MATT McCOY
Senior Associate General Counsel for Athletics



PETE HEIM
Associate AD/Ticket Operations & Sales



JUSTIN MALAND
Associate AD/ Facilities



TAYLOR McGILLIS
Associate AD/Marketing & Brand Development



ELVIS MOYA
Associate AD/ Community Relations & Fan Development



KYLE PARKINSON
Associate AD/ Communications



FELECIA SAINE
Associate AD/ Academics



TRACEY STEHLIK
Associate AD/ Compliance



CHRIS BADER
Assistant AD/Mental Health & Performance



JULIE CAIN
Assistant AD/ Event Management



MICHELLE GLOVER
Assistant AD/ Broadcast Services



WILL LANDRETH
Assistant AD/ Compliance



LACY NEEDHAM
Assistant AD/ Business Operations



ANDREW ROBERTS
Assistant AD/ Finance & Reporting



SCOTT SARGENT
Assistant AD/ Facilities



There's a reason...

...the University of Arkansas is one of the nation's top public research universities. Nestled in the Ozarks, we learn in one of the **best places to live** in the nation. This is where **tradition and innovation** merge, creating **life-changing opportunities** and discoveries that **improve our world**, one student at a time. The University of Arkansas is among the **top public research** universities in the U.S., that's why federal agencies like NASA and top industries turn to us to **solve problems** and **advance technology**. We are **dedicated to Arkansas** and **determined to build a better world**.

UNIVERSITY OF ARKANSAS

MOST DEGREE PROGRAMS IN THE STATE

200+

More than 200 baccalaureate, master's, doctoral, professional and specialist degree programs.

15TH IN THE NATION

for NSF CAREER Awards for research

National Science Foundation – 2019

STUDY ABROAD

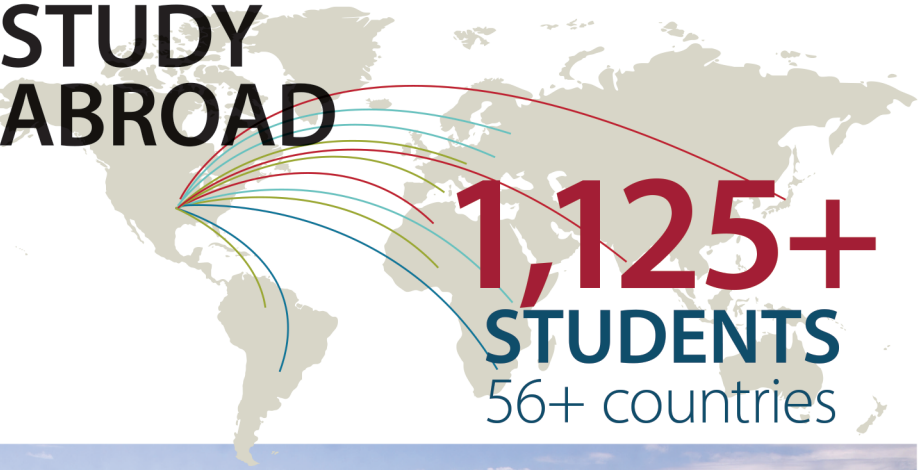

1,125+ STUDENTS

56+ countries



NATIONALLY COMPETITIVE AWARDS

1st in the SEC in the number of:

TRUMAN SCHOLARS
9th among all public universities

2nd in the SEC in the number of:

GOLDWATER SCHOLARS
18th among all public universities

10 scholars

RHODES SCHOLARS
40th in nation among public universities

INNOVATIVE RESEARCH CENTERS

Alan Mantooth, Distinguished Professor of electrical engineering, will direct a new

$15 million national center

devoted to protecting the nation's power grid from cyber attacks.

Min Zou, professor of mechanical engineering, will lead a new

$24 million

Center for Surface Engineering to develop new technology for industries.

Enrollment: **27,778**
Student-to-Faculty Ratio **19:1**

Fall 2018



Top Army ROTC

in eight-state region and among nation's **top 10**

2018

91%

incoming

HONORS COLLEGE

freshman fellows hail from Arkansas



Senior Walk

Our greatest achievements are etched in stone at the University of Arkansas, with more than 3.5 miles of sidewalk bearing the names of all of our graduates. Stretching across campus, Senior Walk is a unique tradition that includes the names of more than 186,000 graduates, and counting.

Notable Graduates

Jerry Jones, owner of the Dallas Cowboys

Veronica Campbell-Brown, Olympic gold medalist

T.J. Holmes, ABC News Correspondent and Good Morning America Host

Doug McMillon, President and CEO of WalMart Stores, Inc.

$120 Million School of Art

The Walton Family Charitable Support Foundation in 2017 awarded the U of A the largest gift in support of a U.S. university to establish a school of art. It positions the school as a center of excellence in art education, art history, graphic design and studio art curriculum.

$$$$

RESEARCH EXPENDITURES

JUMPED 11%

IN FY18 TO

$175 MILLION

THE HIGHEST EVER

IT'S A GREEN CAMPUS

We're committed to sustainability and proud of our recent Gold STARS rating as we work to make the campus climate neutral by 2040.

Association for the Advancement of Sustainability in Higher Education - 2017

19-206

BOARD OF TRUSTEES

The University of Arkansas System Board of Trustees serves as the institution's governing body. The board is comprised of 10 trustees representing each of the state's four congressional districts. The president is the chief executive officer of the University of Arkansas System and reports to the Board of Trustees. Each campus has a chancellor as its chief executive officer, reporting directly to the president.



JOHN GOODSON
Chairman
Texarkana (2021)



MARK WALDRIP
Vice Chairman
Moro (2020)



MORRIL HARRIMAN
Secretary
Little Rock (2024)



KELLY EICHLER
Assistant Secretary
Little Rock (2026)



STEPHEN BROUGHTON, M.D.
Pine Bluff (2022)



C.C. "CLIFF" GIBSON III
Monticello (2023)



SHEFFIELD NELSON
Little Rock (2025)



TOMMY BOYER
Fayetteville (2027)



STEVE COX
Jonesboro (2028)



ED FRYAR, PH.D.
Rogers (2029)

FROM CHANCELLOR STEINMETZ

Welcome to another exciting season of Razorback football. All year long, intercollegiate athletics provide excitement, entertainment and pride. Our athletic teams are a source of great pride for the entire Razorback nation, and they remind us of the importance of teamwork, discipline and commitment to a common goal.

Our intercollegiate athletics program is also one most successful programs in the country. On the strength of two national championships in both women's indoor and outdoor track and field, our department again finished in the top 25 of the Learfield Directors' Cup standings last year - despite fielding far fewer teams than most of the top finishers. In short, we do more with less, and make the most of the opportunities we have.

Our student athletes are also highly successful in the classroom. This spring they recorded a cumulative GPA of 3.24 and extended their streak to 19 consecutive semesters with an average cumulative GPA of 3.0 or more. More importantly, 98% of our student athletes who exhausted their eligibility graduated. And in addition to studying, training and competing, our student-athletes also devote a great deal of time to volunteering on campus and in the region.

Finally, it bears mentioning that Razorback Athletics is one of the nation's few financially self-sustaining athletics programs and does not receive state funding or student fees. In fact, Razorback Athletics helps support the university's academic mission by contributing more than $3.4 million a year to the institution for academic programs and other initiatives benefiting University of Arkansas students. Your great fan support combined with the careful management of resources allows the department to be self-sustaining.

These are all things Razorback fans can cheer about. And we can't do any of this without you. So on behalf of the University of Arkansas, thank you for your passionate support of the Razorbacks.

Go Hogs!
Joe Steinmetz, Chancellor

UNIVERSITY OF ARKANSAS CAMPUS LEADERSHIP FAYETTEVILLE EXECUTIVE COMMITTEE

Joseph E. Steinmetz ..... Chancellor
Jim Coleman ..... Provost and Executive Vice Chancellor for Academic Affairs
Laura Jacobs ..... wAssociate Vice Chancellor and Chief of Staff
Bill Kincaid ..... Associate General Counsel
Hunter Yurachek ..... Vice Chancellor for Intercollegiate Athletics
Randy Massanelli ..... Vice Chancellor for Governmental Relations
Chris McCoy ..... Vice Chancellor for Finance & Administration
Marcia Overby ..... Associate Vice Chancellor for Administration
Mark Power ..... Vice Chancellor for Advancement
Charles Robinson ..... Vice Chancellor for Student Affairs
Stacy Leeds ..... Vice Chancellor for Economic Development
Yvette Murphy-Erby ..... Vice Chancellor for Diversity & Inclusion
Daniel Sui ..... Vice Chancellor for Research & Innovation
Todd Shields ..... Dean of the J. William Fulbright College of Arts and Sciences

JOSEPH E. STEINMETZ CHANCELLOR



Joseph E. Steinmetz became the sixth chancellor of the University of Arkansas on Jan. 1, 2016. Among his priorities as chief executive officer at the U of A are advancing student success, creating more need-based scholarships, growing graduate programs, and continuing to advance diversity.

To that end, Dr. Steinmetz oversaw the establishment of the university's eight Guiding Priorities, which have led to new programs and initiatives like the Advance Arkansas scholarship program to improve access for students from underrepresented areas and the Chancellor's Discovery and Innovation Fund, as well as increased investments in research and commercialization.

His support for the arts also helped facilitate the creation of a School of Art through a $120 million gift from the Walton Family Charitable Support Foundation and the Windgate Art and Design District through a $40 million gift from the Windgate Foundation. He continues to meet with a broad range of stakeholders across the state to advocate for public education and to learn how they can work together for the common goal of strengthening the flagship.

A nationally respected behavioral neuroscientist, Dr. Steinmetz was recognized in 1996 by the National Academy of Sciences for his contributions to the fields of experimental psychology and neuroscience. In 2012 he was named an AAAS Fellow. Prior to his appointment as chancellor, he was Ohio State's chief academic officer. As executive vice president and provost, he oversaw the administration, coordination, and development of all academic functions of the university.

Dr. Steinmetz earned his bachelor's and master's degrees at Central Michigan University and his doctorate at Ohio University. He and his wife, Sandy, have two sons and five grandchildren.



GERALD JORDAN FACULTY ATHLETICS REPRESENTATIVE



Gerald Jordan, associate professor of journalism, worked 25 years for metropolitan daily newspapers before he joined the UofA faculty in 1995. His 2017 appointment as Faculty Athletics Representative (FAR) marks a return to his student journalism days when he was sports editor of the *Arkansas Traveler* and covered the Razorbacks.

Like his predecessor Dr. Sharon Hunt, Jordan is an Arkansas alumnus and he becomes only the fourth UofA faculty member to fill this position. Chancellor Joe Steinmetz appointed Jordan to take on the responsibility to certify the eligibility of student-athletes and serve as the university's representative to the NCAA and the Southeastern Conference.

Jordan graduated from the University of Arkansas in 1970 with a degree in journalism and earned his master's degree in journalism at Northwestern University in 1971. He is a 1982 Nieman Fellow at Harvard University.

Jordan began his career as a sports reporter for *The Kansas City Star*, where he subsequently wrote editorials and was a TV columnist. He wrote editorials for *The Boston Globe*. At *The Philadelphia Inquirer*, Jordan was a reporter, a Washington correspondent and worked as an editor in several departments before joining the journalism faculty.

He returned to *The Inquirer* as an editor for 15 summers. He also worked two summers on News21, a national investigative journalism project at the Walter Cronkite School, Arizona State University. Jordan has been an innovative teacher, developing the Digital Media Lab, a semester block of journalism courses designed to provide intensive teaching and training for a limited number of students in a realistic multimedia news environment. He also helped create the Lemke Journalism Project, which has brought minority high school students interested in journalism to the university for the past 17 years.

Jordan served as president of the Arkansas Alumni Association Board of Directors, and he is the founding leader of two alumni societies for UofA graduates.

He received the UofA's Silas Hunt Legacy Award in 2010, and a Lifetime Achievement Award from the Northwest Arkansas Martin Luther King Jr. Planning Committee.

Jordan was also the first faculty member to receive the university's national award as Volunteer of the Year.

He has been honored by Associated Student Government and the Student Alumni Board as Teacher of the Year and nominated an additional three times.

Jordan was presented the Faculty Gold Medal Award in 2013 by the UofA's State and National Awards committee.

The Arkansas Press Association presented Jordan with its 2016 Distinguished Service Award.

In 2017, the American Society of News Editors and the Association of Opinion Journalists presented Jordan with the Barry Bingham Sr. Fellowship for his career-long work to increase newsroom diversity.

RAZORBACK FOUNDATION

ABOUT THE FOUNDATION

The mission of The Razorback Foundation, Inc., is to support the athletic endeavors of the University of Arkansas Razorbacks. Razorback Athletics is one of a handful of NCAA Division I Athletic Departments in the nation that is financially self-sustaining and requires no UA student fees or taxpayer support.

Razorback Foundation members supply student-athletes with a first-class education and championship-caliber facilities while providing the yearly financial support needed to operate 19 Razorback Athletic sport programs.

Nearly one-third of our Annual Fund members give between $50 to $1,000 per year. Any amount makes a significant impact on the lives of Razorback student-athletes.

THE A CLUB

The A Club's mission is to create and foster enduring relationships with former Razorback student-athletes in all sports to facilitate a continued connection with Razorback Athletics and the University of Arkansas.

By cultivating a strong, active and diversified membership, the A Club pursues its core purpose of making a significant difference in the lives of current and former student-athletes while strengthening the Razorback spirit and further bolstering the tradition of Razorback Athletics. The A Club also provides financial support to ensure a successful and competitive future for Razorback Athletics.

RAZORBACK CLUBS

Razorback Clubs uphold the mission of the Razorback Foundation throughout Arkansas and the surrounding states. These non-profit clubs hold regular meetings throughout the year that feature University of Arkansas coaches and administrators, host fundraisers to support the Foundation and foster camaraderie among the Razorback Nation well beyond Northwest Arkansas. Contact the Razorback Foundation at 479-443-9000 or gohogs@razorbackfoundation.com to learn about the club nearest you.

NEW IN 2019

TEXT TO JOIN



In May, the Foundation launched a new, mobile-friendly opportunity to join the Foundation becoming one of the few, if not only, Power 5 schools to offer a text to join option for new members. Non-Razorback Foundation members can now text ONERazorback to 91999 to become a member of the Foundation from anywhere at any time.

For $4.17 a month, or $50 a year, anyone can become a member of the Foundation and make a positive, lasting impact on more than 465 Razorback student-athletes.

NEW MEMBER REFERRAL PROGRAM

The Razorback Foundation announced the creation of a New Member Referral Program in an effort to provide additional benefits to current members and attract new members. For every new member that joins the Razorback Foundation based on a documented referral, the current member automatically receives five (5) priority points plus one (1) entry into random prize drawings.

CARDINAL & WHITE

Cardinal & White is the philanthropic society of the Razorback Foundation to support facility construction and renovations, student-athlete development opportunities, scholarships and other operations of the Athletic Department designed to enhance the student-athlete experience. Gifts made to Cardinal & White are philanthropic in nature and are not associated with seating or parking benefits.

Fans interested in learning more about the Razorback Foundation, please call us at 479-443-9000 or email us at gohogs@razorbackfoundation.com. You can also visit us online at RazorbackFoundation.com.

RAZORBACK FOUNDATION INC.
A TRADITION OF EXCELLENCE

RAZORBACK FOUNDATION INC.
A TRADITION OF EXCELLENCE

MORE THAN **40 YEARS** OF FUNDRAISING TO SUPPORT RAZORBACK ATHLETIC PROGRAMS AND STUDENT-ATHLETES



FOUNDED BY
COACH FRANK BROYLES
COACH WILSON MATTHEWS
AND ATHLETIC DIRECTOR
GEORGE COLE

75 A RAZORBACK FOUNDATION MEMBER RESIDES IN EACH COUNTY IN THE STATE OF ARKANSAS

1,423 40+ YEAR MEMBERS IN 22 STATES

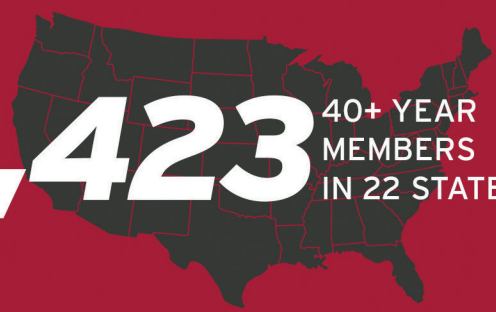

MEMBERS PROVIDE SUPPORT TO ENRICH THE LIVES OF STUDENT-ATHLETES THROUGH:

STUDENT-ATHLETE SCHOLARSHIPS
ACADEMIC SUPPORT
TRAINING & NUTRITION
PROFESSIONAL AND PERSONAL DEVELOPMENT
FACILITIES & EQUIPMENT

BECOME A MEMBER FOR ONLY **$4.17** PER MONTH



AND SUPPORT MORE THAN **465** STUDENT-ATHLETES

7 WAYS YOU CAN INVEST IN RAZORBACK ATHLETICS

ANNUAL FUND • CAPITAL CAMPAIGN • ESTATE GIFTS • MATCHING GIFTS
REAL ESTATE/SECURITIES • PURCHASE TICKETS • REFER A FRIEND

JOIN FROM ANYWHERE AT ANY TIME BY TEXTING ONERAZORBACK TO 91999 OR ONLINE AT RAZORBACKFOUNDATION.COM.

CONTACT US AT 479-443-9000 OR GOHOGS@RAZORBACKFOUNDATION.COM



GREG SANKEY
COMMISSIONER, SEC

Greg Sankey became the eighth Commissioner of the Southeastern Conference on June 1, 2015, and immediately embarked on a journey to build upon the SEC's recognized success, strong foundations and rich traditions.

Sankey has moved the conference forward while respecting the institutional traditions that make the SEC unique. With an understanding of the highly competitive environment of college sports, he has fostered the collaborative culture of the SEC that sets the conference apart and supports its continuing success.

Based upon the conference-wide success and growth, the SEC was the only college conference named a finalist for the Sports Business Journal's League of the Year Award in 2017-18, a nomination shared with the National Basketball Association (NBA), Major League Baseball (MLB), Ladies' Professional Golf Association (LPGA), National Hockey League (NHL) and Major League Soccer (MLS).

Sankey brings a big picture approach to his position through continuing focus on a vision that positions the SEC to leverage its athletics success and popularity for a greater overall cultural and economic impact on the region, the nation and the world.

During his first major address as Commissioner, he introduced his concept of "Scholars. Champions. Leaders." to describe the ultimate potential of the SEC. "Educating scholars and supporting champions provides the platform for developing leaders who will influence the world," Sankey said in his opening remarks at SEC Football Media Days in 2015.

ADVOCATING FOR STUDENT-ATHLETE OPPORTUNITY

Now in his fourth year at the helm of the SEC, Sankey has established himself as an advocate for the student-athlete, creating a framework to provide young people in the Conference with new leadership opportunities and resources to succeed at the highest levels of academic achievement and competitive success. New student-athlete focused initiatives under Sankey's leadership include:

- Creation of a new position in the SEC office for a Director of Student-Athlete Engagement, a role focused on offering student-athletes the opportunity to participate in Conference leadership and prepare for life after their intercollegiate athletics participation concludes. (August 2015)
- Introduction of Student-Athlete Leadership Councils for Football, Men's Basketball and Women's Basketball which, in addition to the Conference's longstanding Student-Athlete Advisory Committee, provide student-athletes with additional opportunities to engage with campus leaders and Conference office staff. (May 2016)
- Introduction of a Student-Athlete Career Tour during SEC Football Championship Week in Atlanta, which annually provides a group of student-athletes with opportunities to engage in career exploration with high level corporations and businesses. (December 2016 and 2017)
- Expansion of the student-athlete role at the annual SEC Spring Meetings when student-athletes participate in a robust agenda of interaction with administrators and coaches to provide their perspectives to Conference leaders. (May 2017 and 2018)
- Increased funding for the SEC H. Boyd McWhorter Post-Graduate Scholarship, established in 1986 to honor outstanding student-athletes in the SEC for their accomplishments in athletics and academics. The value of the post-graduate scholarships increased to $20,000 each for the two winners and $10,000 each for the 26 finalists. (December 2017)

ADVANCING THE CONFERENCE

Upon assuming the role of Commissioner, Sankey moved swiftly to address issues critical to college athletics, with an emphasis on integrity, ethics and sportsmanship:

- Appointed a Working Group on Student-Athlete Conduct consisting of campus leaders to develop recommendations for updated Conference policies governing conduct expectations for student-athletes. As a result:
  - The SEC adopted a serious misconduct policy governing transfers that has served as a model for similar policies subsequently adopted by other conferences and institutions. (June 2016, expanded definition June 2017)
  - The SEC expanded its serious misconduct policy to include all incoming prospective student-athletes. (June 2018)
- Appointed a Working Group on Compliance, Enforcement and Governance, designed to review and update principles which form the foundation of the Conference membership's commitment to SEC and NCAA rules compliance.
- Amended an SEC Bylaw to now require a university president or chancellor to consult directly with the SEC Commissioner before hiring someone "who has engaged in unethical conduct as defined under NCAA Bylaws or who has participated in activity that resulted, or may result, in a Level I, Level II, or major infraction." (June 2017)

Sankey prioritized the enhancement of Conference championship events to meet the goal of providing student-athletes with life-long memories and exceptional experiences for fans, which has included:

- An agreement with Atlanta's new Mercedes Benz Stadium to serve as the long-term home for the SEC Football Championship Game. (September 2015)
- An agreement with the City of Hoover, AL, to continue as host of the SEC Baseball Tournament after the city committed to construction of a $70 million baseball campus to enhance the baseball tournament experience for student-athletes and fans. (June 2016)
- Engagement with a security consulting firm to review and develop consistent and effective security plans for SEC Championship events. (August 2016)
- A three-year agreement with Greenville, SC, to provide a multi-year home for the SEC Women's Basketball Tournament at Bon Secours Wellness Arena. (May 2018)

Sankey has focused resources on the development of Conference officiating with a series of measures blending technology with effective leadership to create greater accuracy and consistency for officiating in all sports, including:

- Hiring new coordinators of officials in the sports of men's basketball, women's basketball and softball.
- Working with the NCAA to gain approval for a collaborative instant replay process in the sport of football, which was implemented successfully beginning with the Fall 2016 season. (May 2016)
- Collaborating with the American Athletic and Atlantic Sun conferences to create a men's basketball officiating consortium, later adding the Sun Belt Conference. (July 2016 and May 2017)
- Securing NCAA approval to implement a collaborative instant replay process in the sport of men's basketball beginning with the 2017-18 season. (May 2017)
- Implementing an NCAA-approved experimental process for expanding the number of permissible plays evaluated through instant replay in the sport of baseball for the 2018 season. (August 2017)

Another priority under Sankey's leadership is growing exposure for the Conference and effectively publicizing success stories of the SEC. Strategies pursued to achieve this objective include:

- Engagement with The Richards Group, a highly successful national marketing agency, to develop a comprehensive branding campaign to positively feature the SEC, its student-athletes, alumni, leaders and fans. The theme of the campaign – "It Just Means More" – communicates the history, legacy and overall positive impact the SEC has on its region, the nation and the world.
- Introduction of the SEC Graduate Patch, a logo placed on the uniforms of every sport displayed by SEC student-athletes who have earned their undergraduate degree and are continuing their participation in intercollegiate athletics.
- Collaboration with the SEC Network to create unique exposure opportunities for Conference universities, teams and student-athletes, including behind-the-scenes programming, expanding live championship coverage for Olympic Sports, covering all spring football games and adding unique coverage of halftime band performances in football.
- An agreement with SiriusXM to create the first college branded satellite radio channel, SiriusXM SEC Radio, an exclusive 24/7 audio channel dedicated to SEC sports. The new channel delivers fans and alumni across the country in-depth and comprehensive access to SEC-focused sports talk and news, plus an extensive schedule of SEC games. (November 2017)
- Move of SEC Football Media Days to a new market, taking the signature event to the College Football Hall of Fame in Atlanta while adding a fan event in Centennial Olympic Park to expand the kickoff week to five days of activities. It marked the first time SEC Media Days was held outside the Birmingham, Alabama, area since 1985.

A CAREER IN COLLEGE ATHLETICS

On March 12, 2015, the Presidents and Chancellors of the SEC announced Greg Sankey would succeed Mike Slive as Commissioner of the SEC.

Sankey, 54, first joined the SEC staff in 2002 as Associate Commissioner for Governance, Enforcement and Compliance and later added supervision of the league's championships staff to his responsibilities. He was elevated to Executive Associate Commissioner and Chief Operating Officer for the league office in 2012, becoming responsible for the day-to-day operation of the SEC Office.

Sankey has been active within the NCAA committee structure, including his current service on the Enforcement/Infractions Working Group created to address recommendations from the independent Commission on College Basketball. He has also served on the Division I Legislative Council, Committee on Academic Performance and the NCAA Committee on Infractions.

Before moving to the SEC, Sankey served as Commissioner of the Southland Conference for nearly seven years. He joined the Southland Conference staff in 1992 where he served as both assistant and associate commissioner before he was named its Commissioner in 1996 at the age of 31.

Prior to his term at the Southland Conference, he was Director of Compliance and Academic Services at Northwestern State University in Natchitoches, Louisiana. While at Northwestern State, Sankey also coached the Demons' golf teams for two years, earning the Golf Coaches Association of America District VI Coach of the Year award in 1991. Before his tenure at Northwestern State, he was the Director of Intramural Sports at Utica College in upstate New York.

A native of Auburn, New York, Sankey earned his master's degree from Syracuse University and his undergraduate degree from the State University of New York College at Cortland. Sankey and his wife, Cathy, reside in Birmingham, Alabama, and have two adult daughters, Hannah and Moriah.

THE SANKEY FILE

YEAR-BY-YEAR

1987-89	Utica College, Director of Intramural Sports
1989-91	Northwestern State University Director of Compliance & Academic Services, 1990-92 Head Golf Coach, 1990-92
1992-2001	Southland Conference Assistant Commissioner, 1992-94 Associate Commissioner, 1994-96 Commissioner, 1996-2002
2002-pres.	Southeastern Conference Associate Commissioner, 2002-12 Exec. Assoc. Commissioner/COO, 2012-15 Commissioner, 2015-present

NATIONAL CHAMPIONSHIPS WON BY SEC SCHOOLS IN GREG SANKEY ERA

2015-16
Football – Alabama
Women's Swimming & Diving – Georgia
Equestrian – Auburn
Men's Outdoor Track & Field – Florida
Women's Outdoor Track & Field – Arkansas

2016-17
Men's Indoor Track & Field – Texas A&M
Women's Basketball – South Carolina
Equestrian – Texas A&M
Women's Tennis – Florida
Men's Outdoor Track & Field – Florida
Baseball – Florida

2017-18
Football – Alabama
Women's Indoor Track & Field – Georgia
Men's Indoor Track & Field – Florida
Equestrian – Auburn
Men's Outdoor Track & Field – Georgia

2018-19
Bowling - Vanderbilt
Rifle - Kentucky
Men's Indoor Track & Field - Florida
Women's Indoor Track & Field - Arkansas
Equestrian - Auburn
Women's Outdoor Track & Field - Arkansas
Baseball - Vanderbilt

SEC FOOTBALL CHAMPIONSHIP

The Southeastern Conference's Eastern and Western Division winners will meet in Atlanta's newly constructed Mercedes-Benz Stadium to battle for the league championship and the right to represent the conference in the College Football Playoff. The 27th-annual title game is set for December 1 and will be televised nationally by CBS Sports.

The game was born as a result of 1992 conference expansion, which saw Arkansas and South Carolina become the first members added in SEC history. Under NCAA regulations, a conference with 12 members may play an additional football game to determine its champion, provided the regular season is played in divisions.

The participants of the game are determined each year during the eight-game regular-season conference schedule as the teams with the best overall SEC winning percentage in each division.

The 2017 SEC Championship Game was the highest rated game in the nation for the entire regular season. No. 7 Georgia's 28-7 win over No. 2 Auburn drew an average overnight rating of 8.4 and 18 share, the best for CBS since 2013, when the Iron Bowl drew an 8.6/18 rating and share. Those figures are up 20 percent from last year's SEC Championship Game between Alabama and Florida (7.0/15).

The 2009 SEC Championship Game earned an 11.8 rating and a 24 share, marking the highest-rated SEC Championship Game in history. The game matched the No. 1 Florida Gators (12-0) vs. the No. 2 Alabama Crimson Tide (12-0).

The SEC Championship Game has drawn 24 capacity crowds in its 26-year history. Only 1993 (Birmingham) and 1995 (Atlanta) were not sellouts.

The SEC, along with AMB Sports & Entertainment (AMBSE) and the Georgia World Congress Center Authority (GWCCA), have an agreement to host the SEC Championship Game at Mercedes-Benz Stadium in Atlanta through 2026. The new agreement allows the SEC the option of adding up to two successive five-year extensions.

The Georgia Dome hosted the SEC Championship Game for 23 years beginning in 1994, with capacity crowds in the last 21 consecutive years. By the end of the new agreement, including options, the Championship will have been played in Atlanta a total of 43 years.

ARKANSAS IN THE SEC CHAMPIONSHIP GAME

2006: Florida 38, Arkansas 28

Florida scored a touchdown with nine minutes left in the game and held on for the 38-28 victory over Arkansas. Down 17-7 at the half, Arkansas took a 21-17 third-quarter lead on a two-yard reception by Felix Jones and a 40-yard interception return by Antwain Robinson. Arkansas could have had a chance to build on the lead, but the Gators recovered a fumbled punt in the end zone to move back in front 24-21 with 3:47 left in the third period. Percy Harvin, who scored on a 37-yard pass from Chris Leak in the second quarter, scored on a 67-yard run early in the fourth to put Florida up 31-21. Jones scored his second touchdown on a 29-yard pass from Cedric Washington to cut the margin to three. Darren McFadden finished with 73 yards on 15 carries and Jones 57 on 13. Casey Dick was 10-of-22 passing for 148 yards with a touchdown and two interceptions. Harvin had 105 yards on six carries for Florida, which went on to win the national title at 13-1, while Leak was 16-of-30 for 189 yards with a touchdown and two interceptions.

2002: Georgia 30, Arkansas 3

Georgia scored on its first five possessions for a 23-0 halftime lead and posted a 30-3 victory. Georgia claimed the SEC title just 75 miles from its Athens campus. Musa Smith rushed for 106 yards and two touchdowns. David Greene threw for 237 yards and a score, earning the game's MVP award. Terrence Edwards had seven catches for 92 yards, becoming the SEC's career leader in receiving yards. Arkansas had won six in a row to earn its second trip to the league championship game. The Razorbacks had a punt blocked by Decory Bryant on their first possession and Thomas Davis scooped up the loose ball and ran to the Arkansas 2-yard line. On Georgia's next possession, Smith, who scored after the blocked punt, finished off the drive with a 17-yard scoring run. Georgia's next three possessions ended with field goals by Billy Bennett, who connected from 29, 42 and 39 yards to provide the halftime margin. Arkansas led the SEC in rushing offense with an average of 243 yards per game but managed just 65 against Georgia. Fred Talley, a 1,000-yard rusher, was held to 51 yards on 17 carries while Matt Jones managed only 12 yards on nine carries. Jones completed 9-of-17 passes for 60 yards.

1995: Florida 34, Arkansas 3

A prime-time (ABC) television audience and a sell-out crowd (71,325) in the Georgia Dome saw Florida post a 34-3 victory. Florida out-gained Arkansas by only 97 yards, 396-299, but the Gators committed no turnovers while Arkansas lost the ball four times. Arkansas got on the scoreboard first when Todd Latourette kicked a 36-yard field goal with 7:26 left in the first quarter. The Razorbacks were dealt some bad news on that drive, however. Sophomore running back Madre Hill, who finished third in the conference in rushing, was lost for the game with a knee injury.



2019 SEC CHAMPIONSHIP

DATE: Saturday, December 7
SITE: Mercedes-Benz Stadium; Atlanta, Ga.
CAPACITY: 73,000
TIME: 4 p.m. ET
TELEVISION: CBS Sports

Mercedes-Benz STADIUM

SEC TICKET OFFICE
2201 Richard Arrington Blvd. North
Birmingham, AL 35203
(205) 458-3000
www.secticketoffice.com

MERCEDES-BENZ STADIUM CONTRACT: Through 2026 game
CBS SPORTS CONTRACT: Through 2024 game
HIGHEST TV RATING: 11.8 (24 share) - 2009
LARGEST CROWD: 83,091 (Alabama vs. Florida, Legion Field) - 1992
LARGEST GEORGIA DOME CROWD: 75,892 (Alabama vs. Florida) - 2008
2017 MERCEDES-BENZ STADIUM CROWD: 76,534

ALL-TIME RESULTS

Since the first SEC Championship Game in 1992, there have been record crowds, millions of television viewers and eventual national champions.

YEAR	RESULT	SITE	ATTENDANCE
1992	Alabama 28, Florida 21	Birmingham	83,091
1993	Florida 28, Alabama 13	Birmingham	76,345
1994	Florida 24, Alabama 23	Atlanta	74,751
1995	Florida 34, Arkansas 3	Atlanta	71,325
1996	Florida 45, Alabama 30	Atlanta	74,132
1997	Tennessee 30, Auburn 29	Atlanta	74,896
1998	Tennessee 24, Mississippi St. 14	Atlanta	74,795
1999	Alabama 34, Florida 7	Atlanta	74,309
2000	Florida 28, Auburn 6	Atlanta	73,427
2001	LSU 31, Tennessee 20	Atlanta	74,843
2002	Georgia 30, Arkansas 3	Atlanta	74,835
2003	LSU 34, Georgia 14	Atlanta	74,913
2004	Auburn 38, Tennessee 28	Atlanta	74,892
2005	Georgia 34, LSU 14	Atlanta	73,717
2006	Florida 38, Arkansas 28	Atlanta	73,374
2007	LSU 21, Tennessee 14	Atlanta	73,832
2008	Florida 31, Alabama 20	Atlanta	75,892
2009	Alabama 32, Florida 13	Atlanta	75,514
2010	Auburn 56, South Carolina 17	Atlanta	75,802
2011	LSU 42, Georgia 10	Atlanta	75,515
2012	Alabama 32, Georgia 28	Atlanta	75,624
2013	Auburn 59, Missouri 42	Atlanta	75,632
2014	Alabama 42, Missouri 13	Atlanta	73,526
2015	Alabama 29, Florida 15	Atlanta	75,320
2016	Alabama 54, Florida 16	Atlanta	74,632
2017	Georgia 28, Auburn 7	Atlanta	76,534
2018	Alabama 35, Georgia 28	Atlanta	77,141



EVERY STUDENT SECTION CHEERS. OURS CALLS THE HOGS.

IT JUST MEANS MORE.™

SECsports.com #ItJustMeansMore



McTELVIN

AGIM

BEDNARIK AWARD

WATCH LIST



RAKEEM

BOYD

DOAK WALKER AWARD

WATCH LIST



DEVWAH

WHALEY

DOAK WALKER AWARD

WATCH LIST



CHEYENNE

O'GRADY

MACKEY AWARD

WATCH LIST



DE'JON

HARRIS

BUTKUS AWARD

WATCH LIST



CONNOR

LIMPERT

GROZA AWARD

WATCH LIST



TJ

SMITH

WUERFFEL AWARD

WATCH LIST

AUG 31	SEP 7	SEP 14	SEP 21	SEP 28	OCT 12	OCT 19	OCT 26	NOV 2	NOV 9	NOV 23	NOV 29
VS	@	VS	VS	★	@	VS	@	VS	VS	@	LR
PS	Ole Miss			A&M	UK	AU	A	STATE	WKU		

VS HOME GAMES @ AWAY GAMES ★ AT&T STADIUM | ARLINGTON, TX LR WAR MEMORIAL STADIUM | LITTLE ROCK, AR

ALWAYS BE CELEBRATING



pepsi

OFFICIAL SOFT DRINK OF
THE RAZORBACKS

PEPSI and the Pepsi Globe are registered trademarks of PepsiCo, Inc.