



2020
MEDIA GUIDE
ARKANSAS
FOOTBALL



HORNBACKS



WHAT'S INSIDE

RAZORBACK FOOTBALL

Quick Facts.....	6
------------------	---

COACHES & STAFF

Sam Pittman.....	8
Barry Odom.....	12
Scott Fountain.....	14
Kendal Briles.....	16
Sam Carter.....	18
Jon Cooper.....	20
Brad Davis.....	22
Derrick LeBlanc.....	24
Rion Rhoades.....	26
Jimmy Smith.....	28
Justin Stepp.....	30
Jamil Walker.....	32
Ed Ellis.....	34
Support Staff.....	36

PLAYERS

Roster.....	40
Returners.....	42
Newcomers.....	85

2019 REVIEW

2019 Game Recaps.....	94
2019 Statistics.....	106
2019 SEC Recap.....	113

HISTORY

1964 National Champions.....	115
National Award Winners.....	116
All-Americans.....	124
All-SEC Selections.....	126
SEC Weekly Awards.....	128
All-SWC Selections.....	130

Retired Numbers.....	131
Honors.....	132
All-Time Letterwinners.....	138
All-Time Coaching Staff.....	144
All-Time Overall Records.....	146
Season-by-Season Results.....	148
Vs. All Opponents.....	159
Vs. 2020 Opponents.....	160
Overtime Games.....	162
Bowl History.....	163
Bowl Records.....	164

PRO HOGS

Hogs in the Draft.....	166
Hogs in the NFL.....	169
Hogs in the Super Bowl.....	173

RECORD BOOK

Individual Records.....	174
Team Records.....	198
National/Conference Leaders.....	208
Opponent/Attendance Records.....	210

MEDIA & UNIVERSITY

Facilities.....	212
Media Information.....	218
Radio Affiliates.....	219
Athletics Director Hunter Yurachek.....	220
2020 Arkansas Head Coaches.....	222
Senior Athletics Staff.....	223
University of Arkansas.....	224
Board of Trustees.....	228
Chancellor & FAR.....	229
Razorback Club.....	230
The SEC.....	231
SEC Championship Game.....	232

CREDITS

The official 2020 Arkansas Football Media Guide is published by the University of Arkansas and Learfield IMG College.

Editors: Kyle Parkinson, Associate AD/Communications; Michael Minshew, Assistant Communications Director; Jacob Pavilack, Assistant Communications Director. Editorial Staff: Rick Thorpe, Deputy AD for External Engagement; Kevin Trainor, Associate AD for Public Relations; Jimmy Sanchez, Director of Marketing; Jeri Thorpe, Director of Licensing; Mary Lynn Gibson, Secretary. Design: Learfield IMG College; Trent Daniel, Graphic Designer; AJ Enloe, Graphic Designer; Taylor McGillis, Associate AD for Marketing & Brand Development. Photography: Walt Beazley, Getty Images, SEC Office, University Relations, National Football Foundation, Little Rock TD Club, Gunnar Rathbun, Beth Hall, Wesley Hitt, Christina Long, Jimmy Longo, Tom Ewart, Melissa Purdy, Gary Yandell, John Bunch, Erica Erck Photography, Kevin Koski, James D. Smith, Eric Alder/New England Patriots, Buffalo Bills, Dallas Cowboys, Detroit Lions, Los Angeles Chargers, Philadelphia Eagles, Seattle Seahawks.

RAZORBACK SPORTS PROPERTIES

LEARFIELD IMG COLLEGE

General Manager: David Shoemaker; Associate General Manager: Todd Curtis; Director, Partnership Services: Krissy Gilbertson; Senior Account Executives: Justin DeLille, Sean Rochelle, Will Roth; Account Executive: Morgan Sagely; Social Media Correspondent: Sheldon Lee

LEARFIELD IMG COLLEGE

President and CEO, Learfield IMG College: Cole Gahagan

LEARFIELD IMG COLLEGE PUBLISHING

Managing Editor: Jonathan Stark; Project Editors: Kim Sanders, Kristin Pratt, Courtney Birnbaum, Matt Montavon, Casey Castle, Andrew Campbell; Project Designer: Kristy Marques; Vice President: Kirk Phillips; Directors: Chad Laytham, Matt Coy, Jason Crisler, Clerrinda Queen; Manager: Richard Groves; Senior Specialists: Dan Peters, Sarah Jane Snowden; Specialists: Kim Hoskins



QUICK FACTS

GENERAL INFORMATION

Location: Fayetteville, Ark.

Founded: 1871

Nickname: Razorbacks

Enrollment: 27,559

Official Athletics Website: www.ArkansasRazorbacks.com

Chancellor: Dr. Joseph E. Steinmetz (Central Michigan, 1977)

Faculty Athletics Representative: Gerald Jordan (Arkansas, 1970)

Conference: Southeastern (West)

Colors: Cardinal (PMS 201) and White

Stadium (Capacity): Donald W. Reynolds Razorback Stadium (76,000)

Location: Fayetteville, Ark.

Playing Surface: Natural Grass

Record: 190-100-2 (.654)

Stadium (Capacity): War Memorial Stadium (54,120)

Location: Little Rock, Ark.

Playing Surface: Field Turf

Record: 151-62-4 (.705)

Stadium (Capacity): AT&T Stadium (71,815)

Location: Arlington, Texas

Playing Surface: Matrix Field Turf

Record: 4-6 (.400)

FOOTBALL INFORMATION

2019 Overall Record: 2-10

2019 SEC Record/Finish: 0-8/7th (West)

Offensive System: Multiple

Defensive System: Multiple

Letterwinners Returning/Lost

Total: 45/24 (14 returning starters)

Offense: 20/12 (8 returning starters)

Defense: 22/11 (6 returning starters)

First Year of Football: 1894

All-Time Record: 717-514-40 (.580 in 126 seasons)

All-Time Conference Record: 340-326-18 (.510 in 106 seasons)

Southeastern Conference (1992-Present): 91-131-2 (.411 in 28 seasons)

Southwest Conference (1915-91): 249-195-16 (.559 in 78 seasons)

All-Time Bowl Record: 15-24-3 (.393)

National Championships: 1 - 1964 (FWAA and Helms Athletic Foundation)

Conference Championships: 13 (SWC)

1936, 1946, 1954, 1959, 1960, 1961, 1964, 1965, 1968, 1975, 1979, 1988, 1989

SEC Western Division Championships: 4 - 1995, 1998, 2002, 2006

All-America Selections: 57 players, 71 times

All-Conference Selections (First Team Only): 217 players, 320 times

All-SEC (First Team Only): 45 players, 84 times

All-SWC (First Team Only): 172 players, 236 times

All-Time NFL Draft Picks: 271 (23 in first round)

2020 FOOTBALL SCHEDULE

Sept. 26	Georgia*	Bulldogs lead series, 10-4
Oct. 3	at Mississippi State*	Razorbacks lead series, 16-13-1
Oct. 10	at Auburn*	Tigers lead series, 17-11-1
Oct. 17	Ole Miss*	Razorbacks lead series, 36-29-1
Oct. 31	at Texas A&M*	Razorbacks lead series, 41-32-3
Nov. 7	Tennessee*	Volunteers lead series, 13-5
Nov. 14	at Florida*	Gators lead series, 9-2
Nov. 21	LSU*	Tigers lead series, 41-22-2
Nov. 28	at Missouri*	Tigers lead series, 8-3
Dec. 5	Alabama*	Crimson Tide lead series, 22-8

* - denotes SEC game

FOOTBALL COMMUNICATIONS

Kyle Parkinson, Associate AD for Communications

Phone: 479-387-4753 (cell)

Email: kparkin@uark.edu

Michael Minshew, Assistant Director of Communications

Phone: 479-200-9498 (cell)

Email: mminshew@uark.edu

Jacob Pavilack, Assistant Director of Communications

Phone: 479-463-0736 (cell)

Email: jlpavila@uark.edu

Mailing Address: Communications Office, P.O. Box 7777, Fayetteville, AR 72702

Overnight Address: Communications Office, 350 N Razorback Road, Fayetteville, AR 72701

Press Box Phone (Razorback Stadium): 479-575-6622

Press Box Phone (War Memorial Stadium): 501-663-0514

FOOTBALL STAFF

HEAD COACH SAM PITTMAN

Alma Mater, Year: Pittsburg State (Kan.), 1986 B.S. Education

Record at Arkansas: 0-0 (First Season)

Career Record: 0-0

Twitter: @CoachSamPittman

FOOTBALL STAFF

Barry Odom, (Missouri 2000) . Associate Head Coach/Defensive Coordinator/Safeties
 Scott Fountain, (Samford 1988)Assistant Head Coach/Special Teams Coordinator
 Kendal Briles, (Houston 2005) Offensive Coordinator
 Sam Carter, (TCU 2015) Cornerbacks
 Jon Cooper, (Oklahoma 2009) Tight Ends
 Brad Davis, (Oklahoma 2003) Offensive Line
 Derrick LeBlanc, (Northwestern State (La.) 1997) Defensive Line
 Rion Rhoades, (Northwestern Oklahoma State 1998) Linebackers
 Jimmy Smith, (Fayetteville State (N.C.) 2002) Running Backs
 Justin Stepp, (Furman 2007) Wide Receivers
 Jamil Walker, (Wisconsin 2008) Director of Strength & Conditioning Coach
 Ed Ellis, (Alabama 1987) Sr. Associate Director of Strength & Conditioning
 Nick Tulloch (W. Connecticut State (2016) Assistant Strength & Conditioning Coach
 Chris Hightower (Georgia 2016) Assistant Strength & Conditioning Coach
 Emmanuel Hibbler (Wheaton College 2012) Associate Director of Strength & Conditioning

Patrick Doherty Director of Football Operations
 Amanda Gilpin Assistant Director of Football Operations
 Fernando Velasco Director of Player Development
 Michael Anthony Quality Control - Offense
 Joseph Henry Quality Control - Offense
 Mark Cala Quality Control - Offense
 Michael Scherer Quality Control - Defense
 Kenji Jackson Quality Control - Defense
 Jake Trump Quality Control - Defense
 Mike Krysl Special Teams Analyst
 Kevin Johnson Graduate Assistant - Offense
 Brandon Lewis Graduate Assistant - Defense
 Kresean Reed Graduate Assistant - Defense
 Ryan Yurachek Graduate Assistant - Offense
 Bobby Allen Director of High School and NFL Relations
 Joshua Thompson Executive Director of Recruiting
 Cody Vincent Assistant Director of Recruiting / Graphic Design
 Dave Polanski Associate Director of Sports Medicine (Football)
 Jake Rosch Director of Football Equipment Operations
 Callie Conway Director of On-Campus Recruiting
 Dustin West Associate Athletic Trainer
 Madison Pool Associate Director of Football On-Campus Recruiting
 Alex Dale Personnel Assistant
 Tyler Butler Director of Personnel for Defense & Head Coach
 Jesse Stone Director of Personnel for Offense
 Dustin Shippey Director of Football Video
 Brooks Cockrell Assistant Director of Football Video / Creative Media
 Cass McCord Assistant Director of Football Video
 Clarinda Carr Administrative Assistant to Head Coach
 Laurie Hicks Administrative Assistant to Assistant Coaches
 Michele Clements Administrative Assistant



HEAD COACH SAM PITTMAN



Sam Pittman returns to The Hill as the 34th head coach in Razorback history after four seasons on staff at Georgia, including this last season when he served as the Associate Head Coach and offensive line coach for the Bulldogs. Georgia was just the most recent stop of Pittman's career that has spanned the high school, junior college and collegiate levels.

The Oklahoma native has coached at seven different Power 5 schools during his 32 years of coaching, including Oklahoma, Missouri, Kansas, North Carolina and Tennessee. With a wealth of experience, Pittman is widely regarded as one of the nation's best offensive line coaches and recruiters. He has coached 15 players that have been selected in the NFL Draft since 2013, including first round picks Andrew Thomas (4th overall in 2020), Isaiah Wilson (29th overall in 2020), Frank Ragnow (20th overall in 2018), Isaiah Wynn (23rd overall in 2018), Ja'Wuan James (19th overall in 2014) and Jonathan Cooper (7th overall in 2013). Overall, Pittman has coached seven offensive linemen that were selected in the first round of the NFL Draft, including Stockar McDougle (20th overall in 2000). Travis Swanson also became the highest drafted Razorback center in school history when he was picked 76th overall in 2014.

"Sam Pittman has been an integral part of successful teams that have competed at the highest levels, including for SEC and NCAA Championships," Vice Chancellor and Director of Athletics Hunter Yurachek said. "As one of the nation's premier offensive line coaches, he has built a remarkable body of work thanks to his tremendous passion for his student-athletes, including teaching the fundamentals and developing his players on and off the field. Sam instills in his players the motivation, grit and determination required to compete and win. Throughout this process, I heard from many of his former players about the tremendous influence he had on them as a player and as a man."

"Sam knows the Southeastern Conference inside and out and is one of the nation's best recruiters. His connections throughout football will enable him to build a quality coaching staff. In his previous tenure, Sam and his wife Jamie fell in love with the state of Arkansas and with Razorback fans. They know what

a special place this is and are excited for the opportunity to come back to the Home of the Razorbacks."

Pittman arrived in Athens in 2016 as the offensive line coach as part of Kirby Smart's first staff. In his four seasons with the Bulldogs, Pittman helped Georgia to unprecedented success including three-straight Southeastern Conference Eastern Division titles. In 2019, the Bulldogs' rushing attack was led by D'Andre Swift, who finished fourth in the league with 1,216 yards just ahead of Arkansas' Rakeem Boyd (1,133).

The 2017 Bulldogs were a special team, winning 13 games, the SEC championship and making the school's first-ever College Football Playoff appearance - a win over Oklahoma in the Rose Bowl. Georgia's offense that year was the best in the SEC and ninth nationally in rushing, led by Nick Chubb and Sony Michel. During his four seasons in Athens, he was part of a staff that produced four Top 10 recruiting classes, including the nation's No. 1 class in 2018.

An original member of Bret Bielema's staff at Arkansas in 2013, Pittman helped build the Razorbacks' offensive line into one of the best in the league. He quickly made an impact, helping Travis Swanson earn first-team All-America honors and be a Rimington Trophy finalist in 2013. His first two offensive lines at Arkansas led the SEC in sacks allowed per game and his offensive line in 2014 paved the way for two 1,000-yard rushers in Jonathan Williams and Alex Collins. That OL also averaged 328.4 pounds per player as the largest offensive line in the FBS and NFL that season.

In Pittman's final year in Fayetteville his offensive line contributed to an offense that finished second in the SEC in total offense (456.8 ypg), second in scoring (40.2 ppg) and third in passing offense (264.2 ypg). During his tenure with the Razorbacks, Pittman mentored some of the best offensive linemen at Arkansas in recent memory, including Swanson, Sebastian Tretola, Dan Skipper and Frank Ragnow.



HEAD COACH SAM PITTMAN



SAM PITTMAN PROFILE

BIRTHDATE: Nov. 28, 1961
BIRTHPLACE: El Reno, Okla.
HIGH SCHOOL: Grove HS - Grove, Okla.
COLLEGE: Pittsburg State (Kan.), 1986 B.S. Education
FAMILY: Wife - Jamie

COACHING EXPERIENCE

1987-88	Princeton (Mo.) HS (Head Coach)
1989-90	Trenton (Mo.) HS (Head Coach)
1991	Hutchinson (Kan.) CC (OL)
1992-93	Hutchinson (Kan.) CC (Head Coach)
1994-95	Northern Illinois (OL)
1996	Cincinnati (OT/TES)
1997-98	Oklahoma (OL)
1999	Western Michigan (OL)
2000	Missouri (OL)
2001	Kansas (OL)
2003	Northern Illinois (OL)
2004-06	Northern Illinois (Assistant Head Coach/OL)
2007-10	North Carolina (OL)
2011	North Carolina (Associate Head Coach/OL)
2012	Tennessee (OL)
2013-15	Arkansas (Assistant Head Coach/OL/Recruiting Coordinator)
2016-18	Georgia (OL)
2019	Georgia (Associate Head Coach/OL)

PLAYING EXPERIENCE

1980-03 Pittsburg State (Kan.)
First-team NAIA All-American, twice all-conference ... inducted into PSU Athletics Hall of Fame in 1998.

Pittman's coaching career began in 1987 as the head coach at Princeton (Mo.) HS. He coached at Hutchinson (Kan.) CC for three seasons, including the final two as the head coach, before getting his first FBS opportunity at Northern Illinois in 1994. He later returned to NIU to help the Huskies to a pair of division championships and two bowl games. Pittman got his first experience in the SEC in 2012 when he joined the staff at Tennessee.

Pittman played defensive end at Pittsburg State, where he was a first-team NAIA All-American and twice earned all-conference recognition. He graduated with a bachelor's degree in 1986 and was inducted into the PSU Athletics Hall of Fame in 1998. He is married to his wife, Jamie.





BARRY ODOM



BARRY ODOM

**Associate Head Coach/
Defensive Coordinator/Safeties**

Former Missouri head coach Barry Odom is set for his first season as the Razorbacks' defensive coordinator after spending the last four years at his alma mater, leading the Tigers to a pair of bowl games and finishing the 2018 regular season ranked 23rd in the College Football Playoff poll.

Odom's Missouri teams were known for their stout defenses thanks to his prowess on that side of the ball. The Tigers ended the 2019 regular season as one of the nation's top defenses, ranking 14th in the country in total defense (312.0 ypg) and third in the Southeastern Conference. His defense also did not allow many points this past fall, giving up just 19.4 points per game to rank 17th in FBS. The defense was particularly strong against the pass, ranking sixth in the nation and second in the SEC with just 179.3 yards per game allowed. Linebacker Nick Bolton led the way, earning first-team All-SEC and leading the SEC with 107 total tackles.

He became just the fourth coach in Missouri history to lead the Tigers to a bowl game in two of his first three seasons when Mizzou earned a berth in the AutoZone Liberty Bowl in 2018. That Tiger team finished strong for the second year in a row, going 4-0 in November including a 38-17 win at No. 11 Florida that was Missouri's largest road win over a ranked opponent since 2008. His 2017 team won six-straight to finish 7-5 in the regular season and earn a trip to the Academy Sports + Outdoor Texas Bowl. That season saw Odom turn the program around after starting 0-4 in SEC play, winning the next four league games to become the first SEC team to start conference play 0-4 and finish 4-4.

Odom returned to Missouri in 2015 as the program's defensive coordinator and produced immediately with the Tigers ranking ninth nationally in total defense, allowing just 302.0 yards per game. That defense became the first Mizzou defense to rank inside the nation's top 10 since the NCAA started keeping defensive stats in 1978. The same defense ranked seventh nationally in scoring defense (16.2 ppg) and pass defense (169.2 ypg) and second in tackles for loss (8.8 per game).

The Maysville, Oklahoma, native took over his first defensive coordinator duties at Memphis in 2012. In three years with the Tigers, he transformed Memphis into a defensive power. In 2014, his defense ranked fifth nationally in scoring defense (17.1 ppg) and 22nd nationally in total defense (343.3 ypg) to help Memphis go 10-3. That season marked an incredible turnaround for the Tigers' defense that ranked 117th nationally prior to his arrival. Memphis improved defensively each year under Odom rising from 50th nationally in total defense (383.6 ypg) in 2012 to 39th (370.7 ypg) in 2013 to 27th (349.5 ypg) in his final year.

Odom's Missouri roots run deep having starred as a linebacker for the Tigers 1996-99, including a pair of teams that earned trips to bowl games (1997, 1998). He ended his career inside the school's top 10 career tackle leaders with 362 tackles. He also served as a team captain as a senior in 1999.

Following graduation, he worked for the Tiger Scholarship Fund while working on his Master's in Education. After a brief three-year stint as a high school coach – first at his alma mater Ada (Okla.) HS as an assistant then as head coach for two years at Rock Bridge HS in Columbia, Missouri – he returned to Missouri as a graduate assistant in 2003. He began his climb in the organization

BARRY ODOM PROFILE

BIRTHDATE: November 26, 1976

BIRTHPLACE: Lawton, Oklahoma

HIGH SCHOOL: Ada High School – Ada, Oklahoma

COLLEGE: Missouri, 1999 B.S. Education, 2004 M.Ed

FAMILY: Wife – Tritia; Sons – James Trump and Garyt Robert;
Daughter – Anna Lockwood

COACHING EXPERIENCE

2000	Ada (Okla.) HS (Assistant Coach)
2001-02	Rock Bridge (Mo.) HS (Head Coach)
2003	Missouri (Administrative Graduate Assistant)
2004-05	Missouri (Director of Football Recruiting)
2006	Missouri (Director of Football Operations)
2007-08	Missouri (Assistant AD/Director of Football Operations)
2009-11	Missouri (Safeties)
2012-14	Memphis (Defensive Coordinator/LBs)
2015	Missouri (Defensive Coordinator/LBs)
2016-19	Missouri (Head Coach)

PLAYING EXPERIENCE

1996-99	Missouri
---------	----------

a year later when then head coach Gary Pinkel promoted him to Director of Football Recruiting. After two years, Pinkel again promoted Odom making him the Director of Football Operations in 2006. He moved back onto the field in 2009 when he took over the Tigers' safeties for three seasons before heading to Memphis.

Odom and his wife Tritia have three children – sons, James Trump and Garyt Robert, and daughter, Anna Lockwood.





SCOTT FOUNTAIN



SCOTT FOUNTAIN

Assistant Head Coach/
Special Teams Coordinator

Scott Fountain will serve as the assistant head coach and special teams coordinator for head coach Sam Pittman.

Fountain comes to Arkansas after spending 2019 at Georgia in the same role. The Bulldogs saw immediate success with Fountain at the controls, led by kicker and Lou Groza Award winner Rodrigo Blankenship. The first-team All-SEC kicker capped an impressive career at UGA going 27-for-33 (81.8%) on field goals and making all 46 extra points as the Bulldogs won the 2020 Allstate Sugar Bowl. Blankenship was also a weapon on kickoffs allowing just 14 returns all season. Punter Jake Camarda improved in 2019 as well, upping his average to 46.8 yards per punt to rank sixth nationally.

In 2018, Georgia had two of the SEC's top special teams players in return man Mecole Hardman and Blankenship. Hardman led the SEC in punt return average (20.1), was fifth in kick return average (25.2) and was named to the ESPN.com All-America first team.

A Lou Groza semifinalist, Blankenship earned second team All-SEC honors after finishing fifth in the SEC in scoring by kickers (8.7 points per game) and connected on a school-record 154 consecutive PATs. He also posted 82 kickoff touchbacks (season record) extending his school career record to 170.

As a team, the Bulldogs were first in the SEC in punt return yards (366) and punt return average (16.6; seventh nationally) and tied for first in punt return touchdowns (2).

Fountain also contributed to the Bulldogs' emergence on special teams in 2017. Hardman averaged 25.3 yards per kick return, ranking second in the SEC and 21st nationally. Georgia's special teams unit also held opponents to 5.9 yards per punt return and 19.5 yards per kick return. Those numbers were all reduced from a year prior, as opponents averaged 6.1 yards per punt return, 23.8 yards per kick return and notched two 95-yard kickoff returns versus the Bulldogs in 2016.

Additionally, Blankenship hit on 20 of his 23 field goal attempts, including a 55-yarder in the 2018 Rose Bowl vs. Oklahoma and a 51-yarder in overtime of the national championship game. He made all 63 of his PAT attempts, kicked 67 touchbacks (a Georgia season record at the time and third nationally) and was named a semifinalist for the 2017 Lou Groza Award. Punter Cameron Nizialek averaged 45.0 yards per punt to rank ninth nationally and was named a semifinalist for the 2017 Ray Guy Award.

Fountain joined Georgia's full time, on-field staff, in 2018, after filling the same position at Mississippi State during the offseason. Fountain was the special teams analyst at Georgia during the 2017 season.

Before joining Georgia's staff, Fountain had spent the previous eight years as a member of the football program at Auburn, the first four as the Tigers' player personnel director and the latter four coaching tight ends and special teams. From 2014-16, Fountain coached kicker Daniel Carlson, a three-time Lou Groza Award finalist.

SCOTT FOUNTAIN PROFILE

BIRTHDATE: Feb. 28, 1966

BIRTHPLACE: Brewton, Alabama

HIGH SCHOOL: W.S. Neal High School – Brewton, Alabama

COLLEGE: Samford, 1988 B.S. Physical Education;
Florida State, 1998 M.A. Educational Leadership

FAMILY: Wife, the former Rosie Hidalgo; Sons – Brookes, Hunter, Tanner and Skyler

COACHING EXPERIENCE

1988	Flomaton (Ala.) HS (Assistant Coach)
1989	W.S. Neal (Ala.) HS (Assistant Coach)
1990-92	Frisco City (Ala.) HS (Head Coach)
1993	Monroe County (Ala.) HS (Head Coach)
1994-96	Florida State (Offensive Graduate Assistant)
1997-03	UCF (OL/Recruiting Coordinator)
2004-05	Middle Tennessee State (OL)
2006	Georgia Southern (OL)
2007-08	Iowa State (TEs/Recruiting Coordinator)
2009-12	Auburn (Player Personnel Director)
2013-16	Auburn (TEs/Special Teams)
2017	Georgia (Special Teams Analyst)
2018	Mississippi State (Special Teams Coordinator)
2018-19	Georgia (Special Teams Coordinator)

Fountain, a part of three SEC championship teams, led Auburn's administrative and recruiting efforts from 2009-12. He followed Gene Chizik to Auburn after spending two seasons (2007-08) on Chizik's staff at Iowa State as tight ends coach and recruiting coordinator.

Fountain has coached in four national championship games (1997, 2010, 2013, 2017) since beginning his collegiate coaching career at Florida State (1994-96) as an offensive graduate assistant. He then spent seven seasons as an offensive line coach and recruiting coordinator at UCF. Before his eight-year stint at Auburn, Fountain also included coaching stops at Middle Tennessee State (2004-05), Georgia Southern (2006) and Iowa State (2007-08).

He began his coaching career in high school, making four stops in Alabama, including Flomaton HS (1988) and W.S. Neal HS (1989), his alma mater. He became a head coach for the first time at Frisco City HS (1990-92) made his final high school stop at Monroe County HS (1993)."

Fountain earned a bachelor's degree in physical education from Samford in 1988 and a master's degree in educational leadership from Florida State in 1998.

He is married to the former Rosie Hidalgo and the couple has four sons: Brookes, Hunter, Tanner and Skyler.





KENDAL BRILES



KENDAL BRILES

Offensive Coordinator

Kendal Briles brings a wealth of knowledge and success to Arkansas as a play caller during his career. The 2015 Broyles Award finalist led offenses at each of his four coaching stops - Florida State, Houston, Florida Atlantic and Baylor. Since taking over play-calling duties prior to the Cotton Bowl at the end of the 2014 season, when his Baylor offense set an NCAA bowl record with 601 passing yards against Michigan State, Briles' offenses have averaged 39.5 points per game.

At Florida State, Briles took over a struggling offense that ranked 103rd in total offense (361.2 ypg) and 113th in scoring (21.9 ppg) in 2018. In his lone season with the Seminoles, he engineered an offense that improved greatly in both categories gaining 403.2 yards per game and scoring 29.1 points per game. The Noles' running game saw the biggest improvement going from one of the worst in the FBS (91.1 ypg) in 2018 to 133.8 yards per game in 2019. The FSU offense also saw huge turnarounds in the red zone (78.1% in 2018, 86.5% in 2019) and third down conversions (29.1% in 2018, 37.5% in 2019). Briles' offense was led by a pair of All-ACC performers this season in RB Cam Akers and WR Tamorrion Terry.

Briles called one of the most explosive offenses in the nation in 2018 at Houston, ranking in the top 10 in both total offense (7th - 512.5 ypg) and points per game (5th - 43.9 ppg). The Cougars were one of just three teams to rank in the top 25 nationally in passing and rushing, averaging 295.5 yards (16th in FBS) through the air and 216.8 yards (24th) on the ground. Houston's offense was explosive, scoring at least 30 points in each of the first 12 games of the season, including an NCAA leading 10 games of at least 40 points. The offense put points on the board in 47 of 52 quarters and opened the year with a program-best eight straight games of 40-plus points.

Junior quarterback D'Eriq King flourished under Briles' direction, putting together one of the best seasons in the nation in 2018. King, who was injured in the team's 11th game, needed only 10 games to break the American Athletic Conference's single-season touchdown responsibility record with 50. His average of 27.5 points responsible for per game led the nation and was four points higher than the next-closest competitor, Heisman Trophy finalist Dwayne Haskins. King also led the AAC in total offense, passing touchdowns, passing efficiency and completion percentage.

Briles coordinated the offense at FAU in 2017 helping the Owls to the sixth-best rushing attack in the FBS with 285.3 yards per game. The same offense ranked eighth nationally with 40.6 points per game and ninth in total offense with 498.4 yards per game. The Owls' offense helped lead the program to its first Conference USA championship and an 11-3 record, including a win in the Boca Raton Bowl. RB Devin Singletary became FAU's first Associated Press All-American and was named C-USA MVP after leading the nation with 32 rushing touchdowns. He rushed for 1,920 yards before being picked in the third round of the NFL Draft by the Chicago Bears.

Briles spent the first nine years of his coaching career at Baylor helping the Bears to unprecedented success, including back-to-back Big 12 titles. He served in numerous roles for the Bears as the inside wide receivers coach, passing game coordinator and recruiting coordinator before taking over as the offensive coordinator and quarterbacks coach for his final two seasons in Waco. His recruiting efforts were recognized in 2013 and 2014 as the Big 12's Recruiter of the Year.

He was a Broyles Award finalist in 2015 after leading Baylor's offense to historic numbers, leading the NCAA with 48.1 points per game and 616.2 yards of total offense - the third-highest average in a single season in NCAA history.

KENDAL BRILES PROFILE

BIRTHDATE: November 10, 1982

BIRTHPLACE: Stephenville, Texas

HIGH SCHOOL: Wolfforth Frenship - Wolfforth, Texas

COLLEGE: Houston, 2005 B.S. Sports Management

FAMILY: Wife - Sara; Sons - Jaytn and Kru; Daughter - Kinley

COACHING EXPERIENCE

2008-11	Baylor (Assistant Coach/Inside WRs/Offensive Recruiting Coordinator)
2012-14	Baylor (Passing Game Coordinator/WRs/Offensive Recruiting Coordinator)
2015-16	Baylor (Offensive Coordinator/QBs)
2017	Florida Atlantic (Assistant Head Coach/Offensive Coordinator/QBs)
2018	Houston (Associate Head Coach/Offensive Coordinator/QBs)
2019	Florida State (Offensive Coordinator/QBs)

PLAYING EXPERIENCE

2001-02	Texas
2003-05	Houston

OL Spencer Drago was a consensus All-American and WR Corey Coleman won the Biletnikoff Award leading nine Bears named All-Big 12. Baylor ended that season with a win over No. 10 North Carolina in the Russell Athletic Bowl racking up an NCAA bowl record 645 rushing yards and a bowl record 756 yards of total offense. His 2016 offense led the Big 12 in rushing with 241.2 yards per game. Baylor's 2013 offense produced the second-highest total offense season average in NCAA history with 618.8 yards per game.

During his seven years as the Bears' wide receivers coach, he tutored four All-Americans and five eventual NFL receivers, including Terrance Williams and Kendall Wright. Williams, who was a third-round pick by the Dallas Cowboys in the 2013 NFL Draft, broke the Baylor single-season receiving record and led the nation with 1,832 yards on his way to being only the sixth unanimous All-American in program history. Wright, the 20th overall selection in the 2012 NFL Draft, was an All-American in 2011 and broke every major school receiving record.

He was an outstanding high school quarterback in Texas, earning Texas 4A Offensive Player of the Year in each of his final two seasons after generating 9,322 yards of total offense and accounting for 98 touchdowns. He began his collegiate playing career at Texas, where he redshirted in 2001 before playing seven games at safety and intercepting two passes in 2002. He then transferred to Houston and moved to wide receiver, catching 70 passes for 680 yards and a score. He earned his bachelor's degree in sport management from Houston in 2005 and was inducted into the Texas High School Football Hall of Fame in 2014.

Briles and his wife Sarah have three children: sons, Jaytn and Kru, and daughter, Kinley.





SAM CARTER



SAM CARTER

Cornerbacks

Sam Carter joins the Hogs from Missouri where he was on staff working with the defense in quality control and analyst roles.

Carter helped the Tigers' defense rank as one of the best in the nation, particularly in the secondary, in 2019. Missouri's pass defense ranked sixth in the FBS and second in the Southeastern Conference allowing only 179.3 yards per game. The Tigers were even tougher with the ball in the air, leading the nation by allowing opponents to complete just 50.3% of passes for 2,151 yards – seventh fewest in FBS. Mizzou had four players inside the SEC's top 25 of passes defended, including three defensive backs in Joshuah Bledsoe, Khalil Oliver and Tyree Gillespie.

Carter was a standout, All-Big 12 safety at TCU prior to starting his coaching career. The New Orleans native played in 49 games for the Horned Frogs from 2011-14, starting 39 including all 38 over his final three years. As a senior he was a semifinalist for the Jim Thorpe Award, a Senior CLASS Award finalist and a Senior CLASS Award second-team All-American.

SAM CARTER PROFILE

BIRTHDATE: October 20, 1990

BIRTHPLACE: New Orleans, Louisiana

HIGH SCHOOL: Alief Hastings High School – Houston, Texas

COLLEGE: Texas Christian University, 2014 B.S. Sociology

COACHING EXPERIENCE

2016-19 Missouri (Defensive Quality Control/Analyst)

PLAYING EXPERIENCE

2011-14 TCU





JON COOPER



JON COOPER

Tight Ends

Jon Cooper joins the Razorbacks as the team's tight ends coach.

Cooper heads to Fayetteville from UCF, where he coached the Knights' tight ends the last two seasons. In his two years in Orlando, the Knights went an impressive 22-4 including a 2018 American Athletic Conference championship, an undefeated regular season, a trip to the 2019 Fiesta Bowl and a spot in the final Associated Press poll (No. 11).

The Knights' offense was one of the most productive in the nation each of Cooper's two seasons. The 2019 offense finished the regular season in the top 10 nationally in total offense (2nd – 540.5 ypg), scoring (5th – 43.4 ppg) and passing yards (8th – 316.7 ypg). The Knights' total offense set a school record and marked the second straight year under head coach Josh Heupel the UCF offense gained more than 500 yards per game.

In 2018, the Knights scored 43.2 points per game, ranking sixth in the nation, and gained 522.7 yards per game to finish the season ranked fifth in the country. The UCF ground game set a program-best with 265.2 yards per game to finish eighth in the nation.

Senior Michael Colubiale led the way for Cooper's tight ends with 21 catches and three touchdowns to earn All-American Athletic Conference honorable mention status in 2018.

Prior to UCF, Cooper spent two seasons as an offensive analyst for then-offensive coordinator Josh Heupel at Missouri. The Tigers' offense exploded to lead the Southeastern Conference in yards per game in 2017 (502.2 ypg) and points per game (37.5 ppg), while ranking second in passing yards (308.6 ypg).

In his final season in Columbia, Cooper helped the offensive line finish the year ranked eighth nationally in total offense, fifth in sacks allowed (13.0), 14th in scoring offense and passing yards, 18th in first downs (23.4 per game) and 16th in red zone offense (90.6% scoring).

Prior to working at Missouri, Cooper served as a graduate assistant at Utah State. In his lone season with the Aggies in 2015 the offense climbed 21 spots nationally in scoring offense, despite losing its starting quarterback Chuckie Keeton to injury.

Cooper began his coaching career at his alma mater, Oklahoma, as a graduate assistant coach. He spent two seasons with the Sooners while the program went 19-7, including a 45-31 victory over Alabama in the 2014 Sugar Bowl.

He was a three-year starter at center for Oklahoma, earning Big 12 Offensive Lineman of the Year as a senior in 2008 while blocking for Heisman Trophy winner Sam Bradford. During his playing days with the Sooners, Cooper helped lead Oklahoma to a 42-12 overall record and a spot in the Bowl Championship Series National Championship game as a senior, while garnering two All-Big 12 selections.

Cooper spent four seasons in the NFL, playing 13 games during his first three seasons with the Minnesota Vikings and made his first career start against

JON COOPER PROFILE

BIRTHDATE: October 1, 1986

BIRTHPLACE: Fort Collins, Colorado

HIGH SCHOOL: Fort Collins High School – Fort Collins, Colorado

COLLEGE: Oklahoma, 2009 B.S. Human Relations

FAMILY: Wife – Julia; Son – Cage

COACHING EXPERIENCE

2013-14	Oklahoma (Graduate Assistant)
2015	Utah State (Graduate Assistant)
2016-17	Missouri (Offensive Analyst)
2018-19	UCF (TEs)

PLAYING EXPERIENCE

2005-08	Oklahoma
2009-11	Minnesota Vikings
2012	Tennessee Titans

the Dallas Cowboys at center. He originally joined the Vikings in 2009 as an undrafted free agent before signing with the Tennessee Titans in 2012.

The Fort Collins, Colorado native graduated from Oklahoma in 2009 with a bachelor's degree in human relations.





BRAD DAVIS



BRAD DAVIS

Offensive Line

Brad Davis joins the Razorbacks as the offensive line coach from Missouri where he served as the Tigers' offensive line coach each of the last two seasons. He helped the Tigers to a 6-6 season in 2019 with his offensive line paving the way for the offense to gain 374.3 yards per game, including 151.7 on the ground.

In 2018, he took over an offensive line that had been built for an offense that averaged 33.1 passes per game in a spread attack in 2017 and transformed the group into a unit that operated in a more balanced, ball control offense, including ranking 40th in the nation and sixth in the SEC in time of possession (30:53). A vast improvement from 2017 when the Tigers ranked next-to-last in the country. The 2018 offense finished the season 13th in the nation in total offense (481.8 ypg), 18th nationally in scoring (36.6 ppg) and 8-5 on the year.

Tre'Vour Wallace-Simms led Davis' first Missouri squad, earning first-team All-SEC honors from the Associated Press to become Mizzou's first offensive lineman to win first-team All-SEC accolades since 2013. Wallace-Sims became the 14th lineman tutored by Davis to earn all-conference honors in his career.

Davis joined Missouri after a year with the Florida Gators in 2017. With the Gators, he led a young squad that finished the season without any seniors among the team's two-deep. Despite the youth up front, Florida ran for 165-plus yards in six straight games during the season, the longest such streak since 2009.

Prior to Florida, Davis spent single seasons at North Texas (2016), East Carolina (2015) and James Madison (2014), where he also was the co-offensive coordinator for a Dukes team that finished 9-4 and earned a FCS Playoff berth.

Davis spent five seasons at Portland State (2009-13) as the offensive line coach and run-game coordinator for the Vikings. In his final season in Portland, Mitchell Van Dyk earned first-team All-Big Sky and third-team All-America honors as the Vikings led the Big Sky in total offense and ranked third in FCS in rushing and total offense. PSU set numerous school records that season with 6,486 total yards, 3,330 rushing yards, 277.7 rushing yards per game, 540.5 total yards per game and 36 rushing touchdowns. He worked with future FCS Rimington Award winner Cornelius Edison at PSU before Edison played in the NFL with the Minnesota Vikings.

Pittman has a deep connection with Davis dating back to Davis' playing days at Oklahoma, where Pittman coached Davis for the Sooners in 1997-98. Pittman later brought Davis to North Carolina in 2008 as the offensive line graduate assistant.

A native of Baton Rouge, La., Davis is a 2003 graduate of Oklahoma. With the Sooners he was a part of two Big 12 championship teams and the 2000 national championship team. He was named the team's Most Valuable Offensive Lineman in 2002.

Davis and his wife, Anecia, have two sons, Bradley and Brayden.

BRAD DAVIS PROFILE

BIRTHDATE: February 17, 1980

BIRTHPLACE: Baton Rouge, Louisiana

HIGH SCHOOL: Belaire HS – Baton Rouge, Louisiana

COLLEGE: Oklahoma, 2003 B.S. Education

FAMILY: Wife – Anecia; Sons – Bradley and Brayden

COACHING EXPERIENCE

2003-04	Southern University Lab School (La.) (OL/Co-Offensive Coordinator)
2005	Wayne State (OL Graduate Assistant)
2005	Doane College (OL/Run Game Coordinator)
2006-07	Texas A&M (DL Graduate Assistant)
2008	North Carolina (OL Graduate Assistant)
2009-13	Portland State (OL/Run Game Coordinator)
2014	James Madison (OL/Co-Offensive Coordinator)
2015	East Carolina (OL/Run Game Coordinator)
2016	North Texas (OL/Run Game Coordinator)
2017	Florida (OL)
2018-19	Missouri (OL)

PLAYING EXPERIENCE

1999-02	Oklahoma
---------	----------





DERRICK LeBLANC



DERRICK LeBLANC

Defensive Line

Derrick LeBlanc will serve as Sam Pittman's defensive line coach for the Razorbacks.

LeBlanc (pronounced "luh-blon" the "c" is silent) brings SEC experience from LSU and Kentucky and ties to the state of Arkansas having coached at Henderson State (2001-04) and Arkansas Tech (2005).

At Kentucky over the last three seasons, he helped build the Wildcats into a solid program going to three straight bowl games, including a win over Penn State in the 2019 VRBO Citrus Bowl to cap a 10-win campaign. Kentucky went 25-14 overall in his three seasons in the Bluegrass State.

His 2019 defensive line led the way for the Wildcats into opposing backfields, contributing 18 of Kentucky's 33 sacks that ranked fourth in the SEC. Senior Calvin Taylor Jr. paced the Cats with 8.5 to finish second in the league. LeBlanc's line also added 37 tackles for loss with Taylor Jr. and Josh Paschal each totaling 9.5 - second-most on the team. The group also forced eight fumbles.

LeBlanc's maturing defensive line totaled 23.5 tackles for loss and 9.5 quarterback sacks in 2018, well up from 2017. His unit helped the Cats win 10 games for the first time in 41 years, including five SEC games and a 6-1 mark in Lexington. Kentucky's defense ranked fourth in the league allowing 337.9 yards per game and averaged nearly three sacks per game.

With no senior starters in 2017, LeBlanc's young defensive line played a key role in helping the Wildcats hold six opponents under 100 rushing yards, the first time UK had accomplished that feat since 1949. Kentucky also improved points allowed and third-down efficiency. Junior Denzil Ware was among the SEC's best with 6.5 sacks and 9.5 tackles for loss.

LeBlanc arrived at Kentucky after one season as the defensive line coach at North Texas in 2016. He was a part of the Mean Green's remarkable turnaround from winning just one game in 2015 to five wins and an appearance in the Zaxby's Heart of Dallas Bowl in 2016.

He spent one season as the defensive coordinator and defensive line coach at Pearl River Community College in Poplarville, Mississippi in 2015.

During the 2013 and 2014 seasons, LeBlanc helped revitalize the defensive line at Southern Miss. In his first year he managed a defensive line led by Khyri Thornton, who was named second-team All-Conference USA and selected in the third round (85th overall pick) by the Green Bay Packers in the 2014 NFL Draft. Under LeBlanc's tutelage, Thornton recorded 39 tackles, including 16 solo tackles and 23 assisted tackles. He also coached first-team All-Conference USA selection Rakeem Nunez-Roches, who was a sixth round pick of Kansas City in 2015.

LeBlanc spent one season (2012) at Wyoming where he tutored Mike Purcell to first-team All-Mountain West honors. Purcell was third on the team in tackles with 83 while recording eight tackles for loss. LeBlanc was an assistant strength and conditioning coordinator at LSU from 2008-11 under head coach Les Miles.

Prior to LSU, LeBlanc was the defensive line coach for two seasons (2006-

DERRICK LeBLANC PROFILE

BIRTHDATE: May 6, 1974

BIRTHPLACE: Breaux Bridge, Louisiana

HIGH SCHOOL: Breaux Bridge HS

COLLEGE: Northwestern State (La.), 1997 B.S. Business Administration;
2000 M.A. Sport Administration

FAMILY: Wife - Niema; Sons - Dayton and Derrick; Daughter - Kennedy

COACHING EXPERIENCE

1997-99	Breaux Bridge (La.) HS (Offensive and Defensive Line Coach)
2000	LSU (Graduate Assistant)
2001-04	Henderson State (DL/Strength and Conditioning Coordinator)
2005	Arkansas Tech (DL/Academic Coordinator)
2006-07	Missouri State (DL)
2008-11	LSU (Assistant Strength and Conditioning Coordinator)
2012	Wyoming (DL)
2013-14	Southern Miss (DL)
2015	Pearl River Community College (Defensive Coordinator/DL)
2016	North Texas (DL)
2017-19	Kentucky (DL)

PLAYING EXPERIENCE

1992-96	Northwestern (La.) State
---------	--------------------------

07) at Missouri State. In 2005, he was the defensive line coach and academic coordinator at Arkansas Tech. LeBlanc's first full-time college coaching position was at Henderson State University in 2001. He coached the defensive line and served as the Reddies' strength and conditioning coordinator for four seasons (2001-04).

He began his coaching career in 1997 at Breaux Bridge High School in Breaux Bridge, Louisiana, where he was the offensive and defensive line coach for three seasons from 1997-99. LeBlanc broke into the college ranks in 2000 when he accepted a graduate assistant position at LSU. There he assisted then-defensive line coach Pete Jenkins in coaching the defensive line, as well as assisting the strength and conditioning staff.

LeBlanc, a native of Breaux Bridge, Louisiana, was a four-year football letterman at Northwestern State University (1992-96). He played both defensive and offensive line during his playing career and earned Southland Conference All-Academic honors as both a junior and senior. He graduated from Northwestern State with a degree in business administration and earned a master's degree in sports administration from LSU.

He and his wife, Niema, have two sons, Dayton and Derrick, and one daughter, Kennedy.





RION RHOADES



RION RHOADES

Linebackers

Rion Rhoades gets his first opportunity at the FBS level after coaching the last 14 years as a head coach at the junior college level, including the last 13 as the head coach at Hutchinson Community College in Hutchinson, Kansas.

A former Hutchinson linebacker for Pittman in 1993, Rhoades returned to his alma mater as the head coach in 2007 after turning around a struggling Fort Scott Community College program in just one year. At Hutchinson, Rhoades quickly worked his magic taking the Blue Dragons to a Region VI runner-up finish in his second year, then kicking off a run of six straight seasons that saw his program win the Salt City Bowl, capped by an 11-1 season in 2014 that also claimed the Kansas Jayhawk Community College Conference and Region VI championships. The Blue Dragons made 10 postseason appearances in Rhoades' 13 seasons as head coach.

Rhoades' career record of 106-55 over 14 years as a head coach in Kansas places him as the fourth winningest coach in Kansas Jayhawk Conference history. While at Hutchinson, Rhoades guided 239 players move onto four-year programs and saw 16 of his former players selected in the NFL Draft or sign as an undrafted free agent. Wide receiver Cordarrelle Patterson became the first Blue Dragon to be selected in the first round of the NFL Draft when Oakland selected him with the 29th overall pick in the 2013 draft. He also coached running back Alvin Kamara in 2014, who became a three-time Pro Bowl selection and Rookie of the Year with the New Orleans Saints. Rhoades also won two conference coach of the year awards in 2006 and 2014.

In 2019, Rhoades' squad finished 10-2 and No. 3 in the final NJCAA rankings after another Salt City Bowl title. The No. 3 finish was the highest the Blue Dragons have ever finished in the final poll and the fifth time a Rhoades-led Hutchinson team finished inside the Top 10 in his 13 years as head coach. In addition, Hutchinson earned a No. 1 national ranking during the season, the first in the school's history.

As a player at Hutchinson, Rhoades made an immediate impact as a freshman with 138 tackles as a linebacker to help Pittman and the Blue Dragons to a 6-5 season and a trip to the Valley of the Sun Bowl in 1993. As a sophomore and team captain in 1994, Rhoades led Hutchinson with 130 tackles and helped his team to a third-consecutive winning season with an 8-4 record and a ranking of 15th in the final NJCAA poll. Rhoades was an All-Jayhawk Conference honorable mention in 1993 and led the team to a Valley of the Sun Bowl berth. Following his two years at Hutchinson as a player, Rhoades transferred to Western Illinois and then to Northwestern Oklahoma State, where he was an NAIA All-America selection at linebacker.

He and his wife Darcy have three children: daughter, Sydney, and sons, Trevor and Jackson.

RION RHOADES PROFILE

BIRTHDATE: Jan. 7, 1975

BIRTHPLACE: Liberal, Kan.

HIGH SCHOOL: Liberal High School - Liberal, Kan.

COLLEGE: Northwestern Oklahoma State, 1998

FAMILY: Wife - Darcy; Sons - Trevor and Jackson; Daughter - Sydney

COACHING EXPERIENCE

2006	Fort Scott (Kan.) CC
2007-19	Hutchinson (Kan.) CC

PLAYING EXPERIENCE

1993-94	Hutchinson (Kan.) CC
1995	Western Illinois
1996-98	Northwestern Oklahoma State





JIMMY SMITH



JIMMY SMITH

Running Backs

Jimmy Smith will coach the running backs for Sam Pittman in his first season at Arkansas.

Smith spent last season as the running backs coach at Georgia State. The Panthers featured one of the best running attacks in the Sun Belt led by first-team All-Sun Belt running back Tra Barnett, who led the league and ranked 11th nationally with 111.8 yards per game. Barnett and the Panthers ranked 13th nationally with 241.6 yards per game on the ground as a team.

Smith was a part of the Georgia State's historic upset at Tennessee when the Panthers outrushed the Volunteers, 213-93, to win, 38-30, on opening weekend in the Panthers' first-ever win over a Power 5 program.

Prior to jumping to college football, Smith coached for 12 years at Cedar Grove High School in Metro Atlanta, including his last six years as athletic director, head football coach and head track coach.

In his six seasons at the helm of the football program, he led the Saints to a 67-14-1 record. From 2015-18, Smith led Cedar Grove to two Class AAA state championships in 2016 and 2018 – the first two state titles in school history – as well as berths in the state final four in 2015 and 2017, all while winning 51 games.

Smith arrived at Cedar Grove in 2007 as an assistant football coach, working with receivers and defensive backs before being elevated to offensive coordinator in 2010 for three seasons before taking over as head coach in 2013.

Smith earned numerous coaching accolades, including a pair of Georgia Coach of the Year awards in Class AAA (2016 and 2018) as well as multiple region and county Coach of the Year honors.

He coached six prep All-Americans, and more than 30 of his former student-athletes went on to play at the collegiate level.

As the head track coach, Smith led Cedar Grove to four consecutive state titles (2015-18), also the first state titles in school history. He was honored as the 2018 Region 5-AAA Athletic Director of the Year.

He began his coaching career at Darlington (S.C.) High School, his alma mater, where he was the offensive coordinator and quarterbacks coach for one season in 2005.

Smith was a quarterback at Tennessee State, helping the Tigers to back-to-back Ohio Valley Conference championships in 1998 and 1999.

He earned his bachelor's degree in business administration from Fayetteville State in 2002 and added a master's of education from Georgia State in 2009.

Smith, a native of Darlington, S.C., and his wife Quanisha have a son, Jermaine II, and a daughter, Joss.

JIMMY SMITH PROFILE

BIRTHDATE: July 27, 1979

BIRTHPLACE: Darlington, South Carolina

HIGH SCHOOL: Darlington High School - Darlington, S.C.

COLLEGE: Fayetteville State, 2002 B.S. Business Administration; Georgia State, 2009 M.Ed

FAMILY: Wife - Quanisha; Son - Jermaine II; Daughter - Joss

COACHING EXPERIENCE

2005	Darlington (S.C.) HS (Offensive Coordinator/QBs)
2007-09	Cedar Grove (Ga.) HS (Assistant Coach)
2010-12	Cedar Grove (Ga.) HS (Offensive Coordinator)
2013-18	Cedar Grove (Ga.) HS (Head Coach)
2019	Georgia State (RBs)

PLAYING EXPERIENCE

1998-99	Tennessee State
---------	-----------------





JUSTIN STEPP



JUSTIN STEPP

Wide Receivers

Justin Stepp enters his third season with the Razorbacks and first on head coach Sam Pittman's staff.

Stepp's recruiting efforts prior to the 2019 season paid immediate dividends as the duo of Treyton Burks and Trey Knox were one of the top freshman receiving duos in the nation. Burks led the Razorbacks with 475 yards and was third on the squad with 29 catches while Knox's 385 yards were third on the squad and his three touchdowns were the second-most caught by a Hog in 2019. Burks also developed into a threat in the kicking game, returning punts and kicks to earn All-SEC second team honors from the league's coaches. Burks and Knox combined for 57 catches and 860 yards, the most among SEC freshmen duos. Mike Woods continued to develop under Stepp in his sophomore season, starting all 12 games and leading the team with 33 catches and four TDs.

His first season on the Hill saw the development of a young group of wideouts, led by freshman Mike Woods. The Magnolia, Texas, native played in 10 games, starting seven, and racked up 206 yards on 18 catches, averaging 11.4 to top returners coming back for the 2019 season.

Stepp was active on the recruiting trail for the Razorbacks this past offseason being named as one of the nation's Top 25 recruiters by Rivals thanks to the addition of four four-star receivers. The Hogs were the only team in the nation to sign four four-star wide receivers.

In December 2017, he was selected to participate in the 2018 AFCA 35 Under 35 Coaches Leadership Institute, a prestigious program aimed at identifying and developing premier, future leaders in the football coaching profession. He was also named a finalist for the 2017 FootballScoop Wide Receivers Coach of the Year award.

During Stepp's seven seasons as a wide receivers coach, he's tutored three different players who have combined for four 1,000-yard receiving seasons.

Stepp's protégés Courtland Sutton and Trey Quinn at SMU were two of the most dynamic wide receivers in college football in 2017 and each went on to be selected in the 2018 NFL Draft. The Mustangs boasted one of the most prolific passing attacks in the nation on the strength of All-Americans Sutton and Quinn each posting 1,000-yard receiving seasons. SMU was one of only two schools with multiple 1,000-yard receivers in 2017. In addition, Sutton and Quinn were the only pair of teammates to rank in the top 10 in touchdown receptions and combined for 12 100-yard receiving games with six apiece. Quinn finished the year with 13 TD catches, while Sutton had 12.

A Biletnikoff Award and Earl Campbell Tyler Rose semifinalist, Quinn led the nation in receptions with 114 and ranked inside the top 15 nationally in receiving touchdowns (No. 4, 13), receiving yards per game (No. 10, 95.1) and receiving yards (No. 11, 1,236). He turned in two of the three top reception performances in the FBS during the regular season with 17 catches twice and became the only player this century to register 15-plus catches in three straight games. The Lake Charles, Louisiana, native was selected by the Washington Redskins with the 256th and final selection of the 2018 draft.

Sutton, a second-round pick of the Denver Broncos, posted career receiving totals of 3,152 yards and 31 touchdowns on 189 receptions in four seasons at SMU. He averaged 16.4 yards per catch in each of his last two seasons, and finished third on the Mustangs' all-time receiving chart.

In 2016, Sutton led the SMU offense for the second straight season, hauling in 76 passes for 1,246 yards and 10 TDs to become SMU's first 1,000-yard receiver since 2013. Sutton was not the Mustangs' only threat through the air, though, as James Proche, caught 57 passes for 709 yards and six scores on his way to Freshman All-America honors.

JUSTIN STEPP PROFILE

BIRTHDATE: July 5, 1983

BIRTHPLACE: Columbia, South Carolina

HIGH SCHOOL: Pellon HS - Pellon, South Carolina

COLLEGE: Furman, 2007

FAMILY: Wife - Brooke; Son - Courtland Spencer

COACHING EXPERIENCE

2007	Fort Mill (S.C.) HS (WRs/Strength and Conditioning)
2008	North Greenville (WRs/Recruiting Coordinator)
2009-10	Clemson (Graduate Assistant/Offensive Video)
2011	Clemson (Graduate Assistant/Offense)
2012-14	Appalachian State (WRs)
2015-17	Southern Methodist University (WRs)
2018-	Arkansas (WRs)

PLAYING EXPERIENCE

2003-06	Furman
---------	--------

Stepp's first season at SMU saw him develop Sutton into one of the country's top freshman. Sutton was named a Freshman All-American in 2015 after leading all FBS freshmen with nine receiving touchdowns. He set an SMU freshman record for receiving yards with 862 and tied Sanders for most touchdowns by a freshman.

Over Stepp's first two seasons at Appalachian State, he coached three players who combined to earn five All-Southern Conference honors, including All-American Sean Price who set FCS freshman records with 81 receptions and 1,196 receiving yards in 2012.

Prior to Appalachian State, he spent three seasons at Clemson as an offensive graduate assistant coach (2011) and an offensive video graduate assistant (2009-10).

In 2011, Stepp played a key role in Clemson's offense. Stepp worked directly with the Tigers' running backs, quarterbacks, wide receivers and tight ends, while assisting in game-planning and in-game play-calling adjustments. With Stepp on the sideline, Clemson ranked second in the ACC and in the top 30 nationally in scoring (33.6) and total offense (440.8) and boasted a pair of All-Americans on the offensive side of the ball.

Stepp got his coaching start as the wide receivers coach and recruiting coordinator at Division II North Greenville in 2008. He also served as wide receivers and strength coach at Fort Mill (S.C.) High School in 2007.

Stepp was a standout wide receiver and punt returner at Furman from 2003-06. He earned All-SoCon recognition as a junior and senior and finished his playing career with 1,568 yards, 10 touchdown catches and 118 receptions, good for No. 4 on the school's career list at the time.

Stepp and his wife, Brooke, have a son, Courtland Spencer Stepp, and a dog, Holi.





JAMIL WALKER



JAMIL WALKER

Director of Strength & Conditioning Coach

Jamil Walker takes over the Arkansas strength and conditioning program for head coach Sam Pittman.

Walker joins the Razorbacks from Georgia, where he was the associate strength and conditioning coach for the Bulldogs since 2017.

Prior to Georgia, he was an assistant football strength and conditioning coach at Wisconsin. The former Badger remained at his alma mater as an intern in the strength and conditioning program in 2008 and became an assistant coach during the spring of 2009.

At the time of his graduation, Walker was part of the winningest senior class in Wisconsin history, going 40-11 over his four-year playing career. Walker and the Badgers won the 2006 Capital One Bowl and followed that with a 12-1 record during the 2006 season and another win in the 2007 Capital One Bowl.

Walker graduated from UW with a bachelor's degree in 2008 and is certified through the CSCCA and USAW.

He is originally from Rolling Meadows, Illinois and has a son Julian.

JAMIL WALKER PROFILE

BIRTHDATE: May 2, 1985

BIRTHPLACE: Chicago, Ill.

HIGH SCHOOL: William Fremd HS

COLLEGE: Wisconsin, 2008

FAMILY: Son - Julian



ED ELLIS



ED ELLIS

**Senior Associate
Director of Strength & Conditioning**

Ed Ellis rejoins the Razorbacks after spending the previous four seasons at Georgia as the senior associate director of strength and conditioning.

Ellis enters into his 34th year in the field in 2020 including 25 years as a head strength and conditioning coach with stops at Central Florida, Georgia Tech, Wake Forest, Illinois State, Ole Miss and Arkansas. Ellis has worked with teams that have appeared in 14 bowl games.

In May of 2003, Ellis was awarded the highest honor in his field of expertise when he was certified as a master strength and conditioning coach (MSCC). The title of master strength and conditioning coach represents professionalism, knowledge, experience, expertise as well as longevity in the field. He is also CPR/AED certified. He serves on the Board of Directors for the CSCCA.

At UCF, Ellis worked directly with the football program while overseeing the strength, speed and conditioning efforts for UCF's 16 sport athletics program. During his time at UCF, the Knights recorded four 10-win seasons including 12-1 in 2013 and 2014 Fiesta Bowl victory over Baylor.

Ellis spent time in the same capacity at Georgia Tech from 2001-04. While head strength and conditioning coach at Wake Forest from 1994-2001, Ellis was named the 2000 Collegiate Strength and Conditioning Professional of the Year for the Atlantic Coast Conference by the National Strength and Conditioning Association.

Prior to his stretch at Wake Forest, Ellis spent four years, from 1991-94, as head strength and conditioning coordinator at Illinois State and two years (1989-91) as an assistant strength coach at Ole Miss. He began his career as a graduate assistant at Arkansas from 1987-89.

Ellis earned his bachelor's degree in physical education and health from Alabama in 1987 and received a master's degree in education from Arkansas in 1989.

He is married to the former Dyann Edmondston of Medford, New York. The couple have two daughters, Jessica and Nicole, and two sons, Eric and Brian.

ED ELLIS PROFILE

BIRTHDATE: July 19, 1964

BIRTHPLACE: Patchogue, N.Y.

HIGH SCHOOL: Patchogue-Medford HS

COLLEGE: Alabama, 1987 - Arkansas, 1989

FAMILY: Wife - Dyann; Daughters - Jessica and Nicole; Sons - Eric and Brian



SUPPORT STAFF



PATRICK DOHERTY
Director of Football Operations



AMANDA GILPIN
Assistant Director of Football Operations



FERNANDO VELASCO
Director of Player Development



EJ HIBBLER
Associate Director of Strength & Conditioning



NICK TULLOCH
Assistant Strength & Conditioning



CHRIS HIGHTOWER
Assistant Strength & Conditioning



MICHAEL ANTHONY
Quality Control - Offense



JOSEPH HENRY
Quality Control - Offense



MARK CALA
Quality Control - Offense



MICHAEL SCHERER
Quality Control - Defense



JAKE TRUMP
Quality Control - Defense



KENJI JACKSON
Quality Control - Defense



MIKE KRYSL
Special Teams Analyst



KEVIN JOHNSON
Graduate Assistant - Offense



BRANDON LEWIS
Graduate Assistant - Defense



KRESEAN REED
Graduate Assistant - Defense



RYAN YURACHEK
Graduate Assistant - Offense



BOBBY ALLEN
Director of NFL & High School Relations



DAVE POLANSKI
Associate Director of Sports Medicine (Football)



DUSTIN WEST
Associate Athletic Trainer (Football)



JAKE ROSCH
Director of Football Equipment Operations




KYLE BRENDE
Assistant Equipment Manager



JOSHUA THOMPSON
Executive Director of Recruiting



CALLIE CONWAY
Director of On-Campus Recruiting



TYLER BUTLER
Director of Personnel for Defense & Head Coach



JESSE STONE
Director of Personnel for Offense



MADDIE POOL
Associate Director of Football On-Campus Recruiting



CODY VINCENT
Assistant Director of Recruiting / Graphic Design



ALEX DALE
Personnel Assistant



DUSTIN SHIPPEY
Director of Football Video



BROOKS COCKRELL
Assistant Director of Football Video / Creative Media



LAURIE HICKS
Administrative Assistant / Assistant Coaches



MICHELE CLEMENTS
Administrative Assistant



2020 ROSTER

NUMERICAL ROSTER

No.	Name	Pos.	Ht.	Wt.	Cl.	Exp.	Hometown (High School/Previous School)
1	Jalen Catalon	DB	5-10	189	R-Fr.	RS	Mansfield, Texas (Mansfield Legacy HS)
1	KJ Jefferson	QB	6-3	236	R-Fr.	RS	Sardis, Miss. (North Panola HS)
2	Malik Hornsby	QB	6-2	183	Fr.	HS	Missouri City, Texas (Ft. Bend Marshall HS)
2	Myles Slusher	DB	6-0	186	Fr.	HS	Broken Arrow, Okla. (Broken Arrow HS)
3	Koilan Jackson	WR	6-2	228	R-Jr.	2L	Little Rock, Ark. (Joe T. Robinson HS)
3	Nick Turner	DB	5-11	189	Fr.	HS	New Orleans, La. (Brother Martin HS)
4	Jarques McClellion	DB	6-0	188	R-Jr.	2L	Lake Worth, Fla. (American Heritage School)
4	Shamar Nash	WR	6-3	215	R-Fr.	RS	Memphis, Tenn. (IMG Academy)
5	Rakeem Boyd	RB	6-0	206	Sr.	2L	Stratford, Texas (Independence [Kan.] CC)
5	Dorian Gerald	DL	6-3	288	R-Sr.	1L	Florence, S.C. (College of the Canyons [Calif.] HS)
6	Kendall Catalon	WR	5-9	182	R-So.	RS	Mansfield, Texas (Southern)
6	Jacorrei Turner	DB	6-2	193	Fr.	HS	Atlanta, Ga. (Woodward Academy)
7	Joe Foucha	DB	5-11	188	Jr.	2L	New Orleans, La. (McDonogh 35 HS)
7	Trey Knox	WR	6-5	207	So.	1L	Murfreesboro, Tenn. (Blackman HS)
8	Jerry Jacobs	DB	5-11	203	R-Sr.	TR	Atlanta, Ga. (South Cobb HS/Arkansas St.)
8	Mike Woods	WR	6-1	196	Jr.	2L	Magnolia, Texas (Magnolia HS)
9	Greg Brooks Jr.	DB	5-11	185	So.	1L	Harvey, La. (West Jefferson HS)
9	John Stephen Jones	QB	5-11	202	R-So.	1L	Dallas, Texas (Highland Park HS)
10	Bumper Pool	LB	6-2	229	Jr.	2L	Lucas, Texas (Lovejoy HS)
10	De'Vion Warren	WR	5-10	186	Sr.	3L	Monroe, La. (Ouachita Parish HS)
11	Jaqualyn Crawford	WR	5-10	172	R-So.	TR	Rockdale, Texas (Rockdale HS/Oklahoma)
11	Mataio Soli	DL	6-4	235	So.	1L	Douglasville, Ga. (Douglas County HS)
13	Julius Coates	DL	6-6	289	R-Jr.	TR	Rockford, Ill. (Guilford HS/East Miss. CC)
13	Feleipe Franks	QB	6-6	228	R-Sr.	TR	Crawfordsville, Fla. (Wakulla HS/Florida)
14	Nathan Parodi	DB	5-9	175	R-So.	1L	Austin, Texas (Lake Travis HS)
14	Cade Pearson	QB	6-3	223	R-So.	TR	Texarkana, Texas (Texas HS/North Texas)
15	Simeon Blair	DB	5-10	204	R-So.	1L	Pine Bluff, Ark. (Pine Bluff HS)
15	Braden Bratcher	QB	5-11	172	Fr.	HS	Little Rock, Ark. (Pulaski Academy)
16	Treyton Burks	WR	6-3	232	So.	1L	Warren, Ark. (Warren HS)
16	Malik Chavis	DB	6-2	194	R-Fr.	RS	Rison, Ark. (Rison HS)
17	Hudson Clark	DB	6-2	176	R-Fr.	RS	Dallas, Texas (Highland Park HS)
17	J.T. Towers	LB	6-4	205	Fr.	HS	Little Rock, Ark. (Joe T. Robinson HS)
17	John David White	WR	5-11	171	R-Fr.	RS	Little Rock, Ark. (Pulaski Academy)
18	Jack Lindsey	QB	6-2	206	R-Sr.	2L	Fayetteville, Ark. (Springdale HS)
18	Myles Mason	DB	6-2	204	Jr.	2L	Trussville, Ala. (Hewitt-Trussville HS)
19	Khari Johnson	DB	6-0	189	Fr.	HS	Boston, Mass. (Suffield Academy)
19	Tyson Morris	WR	6-1	202	R-Sr.	2L	Helena-West Helena, Ark. (Fayetteville HS)
20	Jordon Curtis	DB	6-0	176	R-Jr.	2L	Jenks, Okla. (Jenks HS)
20	Dominique Johnson	RB	6-1	240	Fr.	HS	Crowley, Texas (Crowley HS)
21	Montaric Brown	DB	6-0	190	R-Jr.	2L	Ashdown, Ark. (Ashdown HS)
22	Deon Edwards	LB	6-1	218	R-Sr.	3L	Clermont, Fla. (Lake Minneola HS)
22	Trelon Smith	RB	5-9	185	R-So.	RS	Houston, Texas (Arizona State)
23	Devin Bush	CB	6-0	200	R-Fr.	RS	New Orleans, La. (Edna Karr HS)
23	Josh Oglesby	RB	5-8	174	R-So.	SQ	Katy, Texas (Katy HS)
24	LaDarius Bishop	DB	6-0	192	R-So.	1L	Ashdown, Ark. (Ashdown HS)
24	A'Montae Spivey	RB	6-1	188	R-Fr.	RS	Phenix City, Ala. (Central HS)
25	Zach Zimos	LB	6-4	225	R-Fr.	RS	Sugar Land, Texas (Fort Bend Travis HS)
26	Micahh Smith	DB	6-0	211	R-Sr.	3L	Marshall, Texas (Marshall HS)
27	Hayden Henry	LB	6-2	229	Sr.	3L	Little Rock, Ark. (Pulaski Academy)
28	Reid Bauer	P	5-11	205	R-So.	RS	Magnolia, Texas (Magnolia HS)
28	Andrew Parker	LB	6-2	235	R-So.	1L	New Orleans, La. (Sophie B. Wright HS)
29	Asa Shearin	LB	6-1	221	R-Fr.	RS	Jonesboro, Ark. (Jonesboro HS)
30	Levi Draper	LB	6-1	223	R-Jr.	TR	Collinsville, Okla. (Collinsville HS/Oklahoma)
31	Grant Morgan	LB	5-11	222	R-Sr.	3L	Greenwood, Ark. (Greenwood HS)
32	Reid Turner	RB	5-10	181	R-Fr.	RS	Farmington, Ark. (Farmington HS)
33	Kelin Burrle	LB	6-0	212	Fr.	HS	Harvey, La. (Helen Cox HS)
33	Karch Gardiner	WR	5-9	176	R-Fr.	RS	El Paso, Texas (Del Valle HS)
34	Martaveous Brown	DB	6-0	182	Jr.	SQ	Marianna, Ark. (Arkansas Tech)
35	A.J. Reed	K	5-11	186	R-Sr.	TR	Prattville, Ala. (Prattville HS/Duke)
35	Jake Yurachek	LB	6-0	233	R-So.	1L	Friendswood, Texas (Friendswood HS/Colorado)

ALPHABETICAL ROSTER

No.	Name	Pos.
84	Peyton Ausley	WR
28	Reid Bauer	P
46	Nathan Bax	TE
24	LaDarius Bishop	DB
15	Simeon Blair	DB
9	Greg Brooks Jr.	DB
43	Brooks Both	LB
5	Rakeem Boyd	RB
44	Andy Boykin	DL
15	Braden Bratcher	QB
34	Martaveous Brown	DB
21	Montaric Brown	DB
16	Treyton Burks	WR
33	Kelin Burrle	LB
23	Devin Bush	CB
90	Vito Calvaruso	K
40	George Caratan	P
91	Taurean Carter	DL
1	Jalen Catalon	DB
6	Kendall Catalon	WR
16	Malik Chavis	DB
53	Eli Chism	LS
17	Hudson Clark	DB
66	Ty Clary	OL
57	Shane Clenin	OL
13	Julius Coates	DL
85	Harper Cole	WR
86	Kevin Compton	WR
38	Jon Conley	DB
11	Jaqualyn Crawford	WR
76	Myron Cunningham	OL
75	Ray Curry Jr.	OL
20	Jordon Curtis	DB
30	Levi Draper	LB
22	Deon Edwards	LB
7	Joe Foucha	DB
39	H.T. Fountain	LS
13	Feleipe Franks	QB
48	Nicholas Fulwider	DL
33	Karch Gardiner	WR
73	Noah Gatlin	OL
5	Dorian Gerald	DL
50	Eric Gregory	DL
92	Elias Hale	DL
41	T.J. Hammonds	RB
59	Morgan Hanna	DL
56	Marcus Henderson	OL
27	Hayden Henry	LB
82	Hudson Henry	TE
89	Jonas Higson	TE
2	Malik Hornsby	QB
3	Koilan Jackson	WR
99	Enoch Jackson Jr.	DL
8	Jerry Jacobs	DB
1	KJ Jefferson	QB
43	Cedric Johnson	LB
20	Dominique Johnson	RB
19	Khari Johnson	DB
9	John Stephen Jones	QB
70	Luke Jones	OL



2020 ROSTER

NUMERICAL ROSTER

No.	Name	Pos.	Ht.	Wt.	Cl.	Exp.	Hometown (High School/Previous School)
37	Eric Thomas Jr.	LB	6-3	248	Fr.	HS	Pensacola, Fla. (Booker T. Washington HS)
38	Jon Conley	DB	6-0	169	R-Fr.	SQ	Fayetteville, Ark. (Fayetteville HS)
39	H.T. Fountain	LS	6-0	233	Sr.	TR	Flomaton, Ala. (Lindsey Wilson/Escambia Academy)
40	George Caratan	P	6-2	213	Jr.	TR	Pacific Palisades, Calif. (St. Thomas More HS/Mich.)
41	T.J. Hammonds	RB	5-10	192	R-Sr.	3L	Little Rock, Ark. (Joe T. Robinson HS)
42	Sam Loy	P	6-1	190	R-Jr.	1L	San Clemente, Calif. (Colorado)
42	Jonathan Marshall	DL	6-3	317	R-Sr.	3L	Shepherd, Texas (Shepherd HS)
43	Brooks Both	LB	6-0	225	Fr.	HS	Harrison, Ark. (Harrison HS)
44	Andy Boykin	DL	6-4	314	Fr.	HS	Lagrange, Ga. (Troup County HS)
44	Cameron Vail	DB	6-1	197	R-So.	SQ	Bryant, Ark. (Bryant HS)
45	Jackson Woodard	LB	6-3	227	Fr.	HS	Little Rock, Ark. (LR Christian Academy)
46	Nathan Bax	TE	6-4	238	R-Fr.	TR	Jefferson City, Mo. (Helias Catholic HS/III. St.)
47	Cedric Johnson	LB	6-0	200	R-So.	RS	Dallas, Texas (University of Mary)
48	Nicholas Fulwider	DL	6-7	301	R-So.	SQ	Tyrone, Ga. (Sandy Creek HS)
48	Jordan Silver	LS	6-1	228	R-Jr.	2L	Branson, Mo. (Branson HS)
49	McKinley Williams	LB	6-4	210	R-So.	1L	Sheridan, Ark. (Sheridan HS)
50	Eric Gregory	DL	6-4	283	R-Fr.	RS	Memphis, Tenn. (IMG Academy)
50	Chibueze Nwanna	OL	6-7	338	R-Sr.	SQ	Hyattsville, Md. (Lackawanna CC)
51	Ricky Stromberg	OL	6-4	311	So.	1L	Tulsa, Okla. (Union HS)
52	John Oehrlein	LS	6-1	228	R-Fr.	RS	Austin, Texas (Westlake HS)
53	Eli Chism	LS	6-2	224	Fr.	HS	Shreveport, La. (Calvary Baptist Academy)
54	Austin Nix	OL	6-2	312	R-So.	1L	Texarkana, Ark. (Arkansas HS)
54	Jashaud Stewart	DL	6-2	223	Fr.	HS	Jonesboro, Ark. (Jonesboro HS)
55	Beaux Limmer	OL	6-5	293	R-Fr.	RS	Tyler, Texas (Tyler Lee HS)
56	Marcus Henderson	OL	6-5	284	Fr.	HS	Memphis, Tenn. (Memphis University School)
56	Zach Williams	DL	6-4	246	So.	1L	Little Rock, Ark. (Joe T. Robinson HS)
57	Shane Clenin	OL	6-6	316	R-Jr.	2L	Festus, Mo. (Jefferson HS)
62	Brady Latham	OL	6-5	296	R-Fr.	RS	Jenks, Okla. (Jenks HS)
67	Payton Simpson	OL	6-4	360	Fr.	HS	Bentonville, Ark. (Bentonville HS)
66	Ty Clary	OL	6-4	298	Sr.	3L	Fayetteville, Ark. (Fayetteville HS)
70	Luke Jones	OL	6-5	294	R-So.	TR	Little Rock, Ark. (Pulaski Academy/Notre Dame)
71	Ryan Winkel	OL	6-6	307	R-So.	1L	Memphis, Tenn. (Christian Brothers HS)
72	Drew Vest	OL	6-6	299	R-Fr.	RS	Searcy, Ark. (Searcy HS)
73	Noah Gatlin	OL	6-7	307	R-So.	SQ	Jonesboro, Ark. (Jonesboro HS)
74	Jalen St. John	OL	6-5	359	Fr.	HS	St. Louis, Mo. (Trinity Catholic HS)
75	Ray Curry Jr.	OL	6-5	320	Fr.	HS	Memphis, Tenn. (White Station CC)
76	Myron Cunningham	OL	6-6	325	R-Sr.	1L	Warren, Ohio (Iowa Central CC)
78	Dalton Wagner	OL	6-9	319	R-Jr.	2L	Spring Grove, Ill. (Richmond Burton HS)
79	Dylan Rathcke	OL	6-5	290	R-Fr.	RS	Baton Rouge, La. (University Lab HS)
80	Matthew Phillips	K/P	5-10	175	R-So.	RS	Brentwood, Tenn. (Brentwood HS)
80	Collin Sutherland	TE	6-5	251	Fr.	HS	Flower Mound, Texas (Marcus HS)
81	Darin Turner	WR	6-3	208	Fr.	HS	Memphis, Tenn. (Central HS)
82	Hudson Henry	TE	6-5	249	R-Fr.	RS	Little Rock, Ark. (Pulaski Academy)
84	Peyton Ausley	WR	6-2	184	R-So.	1L	Austin, Texas (Vandegriff HS)
85	Harper Cole	WR	5-9	179	Fr.	HS	Aurora, Ill. (Waubensie Valley HS)
86	Kevin Compton	WR	6-2	176	Fr.	HS	Pine Bluff, Ark. (Watson Chapel HS)
87	Blake Kern	TE	6-4	269	R-Sr.	2L	Lamar, Ark. (Lamar HS)
89	Jonas Higson	TE	6-2	237	Fr.	HS	Centerton, Ark. (Bentonville West HS)
89	Blayne Toll	TE	6-5	234	Fr.	HS	Hazen, Ark. (Hazen HS)
90	Vito Calvaruso	K	6-2	182	Fr.	HS	Jefferson City, Mo. (Helias HS)
90	Marcus Miller	DL	6-5	307	R-Fr.	RS	Warren, Ark. (Warren HS)
91	Taurean Carter	DL	6-3	291	R-Fr.	RS	Mansfield, Texas (Mansfield Legacy HS)
92	Elias Hale	DL	6-4	251	R-Sr.	SQ	Fayetteville, Ark. (Fayetteville HS)
93	Isaiah Nichols	DL	6-3	281	R-So.	1L	Springdale, Ark. (Springdale HS)
94	David Porter	DL	6-3	226	R-Jr.	1L	Little Rock, Ark. (Joe T. Robinson HS)
95	Morgan Hanna	DL	6-4	221	R-Fr.	RS	Greenwood, Ark. (Greenwood HS)
97	Xavier Kelly	DL	6-5	311	R-Sr.	TR	Wichita, Kan. (East HS/Clemson)
99	Enoch Jackson Jr.	DL	6-0	298	R-Fr.	RS	Mansfield, Texas (Mansfield Legacy HS)

ALPHABETICAL ROSTER

No.	Name	Pos.
97	Xavier Kelly	DL
87	Blake Kern	TE
7	Trey Knox	WR
62	Brady Latham	OL
55	Beaux Limmer	OL
18	Jack Lindsey	QB
42	Sam Loy	P
42	Jonathan Marshall	DL
18	Myles Mason	DB
4	Jarques McClellion	DB
90	Marcus Miller	DL
31	Grant Morgan	LB
19	Tyson Morris	WR
4	Shamar Nash	WR
93	Isaiah Nichols	DL
54	Austin Nix	OL
50	Chibueze Nwanna	OL
53	John Oehrlein	LS
23	Josh Oglesby	RB
28	Andrew Parker	LB
14	Nathan Parodi	DB
14	Cade Pearson	QB
80	Matthew Phillips	P
10	Bumper Pool	LB
94	David Porter	DL
79	Dylan Rathcke	OL
35	AJ Reed	K
29	Asa Shearin	LB
48	Jordan Silver	LS
67	Payton Simpson	OL
2	Myles Slusher	DB
26	Micahh Smith	DB
22	Trelon Smith	RB
74	Jalen St. John	OL
11	Mataio Soli	DL
54	Jashaud Stewart	DL
24	A'Montae Spivey	RB
51	Ricky Stromberg	OL
80	Collin Sutherland	TE
37	Eric Thomas Jr.	LB
89	Blayne Toll	TE
17	J.T. Towers	LB
81	Darin Turner	WR
6	Jacorre Turner	LB
3	Nick Turner	DB
32	Reid Turner	RB
44	Cameron Vail	DB
72	Drew Vest	OL
78	Dalton Wagner	OL
10	De'Vion Warren	WR
17	John David White	WR
49	McKinley Williams	LB
56	Zach Williams	DL
71	Ryan Winkel	OL
45	Jackson Woodard	LB
8	Mike Woods	WR
35	Jake Yurachek	LB
25	Zach Zimos	LB

Roster by Class: Senior - 21 | Junior - 17 | Sophomore - 29 | Freshman - 51



RETURNING PLAYERS



84 | **PEYTON
AUSLEY**

WR | 6-2 | 184 | Redshirt Sophomore
Austin, Texas | Vandegrift HS

2019 (REDSHIRT FRESHMAN): Played in two games for the Razorbacks in 2019, seeing action against San Jose State (Sept. 21) and Missouri (Nov. 29) ... Saw time on Arkansas' special teams units in both contests ... Did not record any statistics.

2018 (FRESHMAN): Did not play during the 2018 season.

HIGH SCHOOL: Three-year football letterwinner at Vandegrift High School in Austin, Texas ... Hauled in 74 receptions in 12 games in 2017, totaling 946 yards for an average of 12.8 yards per catch ... Also scored 11 touchdowns, helping the Vipers to a second round berth in the 2017 Texas High School Football State 6A Championships ... Accumulated 1,765 receiving yards over his three years on varsity, catching 135 passes with 17 receiving touchdowns ... Also competed for the track & field team in the 300-meter hurdles and the long jump.

AUSLEY'S CAREER RECEIVING STATS

	GP/GS	REC	YDS	AVG	TD	LG
2019	2/0	0	0	0	0	0
TOTAL	2/0	0	0	0	0	0



28 | **REID
BAUER**

P | 5-11 | 205 | Redshirt Sophomore
Magnolia, Texas | Magnolia HS

2019 (SOPHOMORE): Punted three times, totaling 110 yards in 2019, playing in two games of the season ... Hit a 36-yard punt in the season opener against Portland State on Aug. 31 ... Punted twice against Western Kentucky, posting two 37-yard kicks in the game.

2018 (FRESHMAN): Played in all 12 games during his freshman season with the Razorbacks ... Recorded 56 punts, traveling a total distance of 2,176 yards for an average of 38.9 yards per punt ... Highest average yardage by a Razorback specialist since 2016 ... Placed 14 punts inside the opponent 20-yard line, with all four of his punts against Tulsa (Oct. 20) landing inside the 20-yard marker ... Had five games with multiple kicks inside the 20-yard line, also accomplishing the feat at Colorado State (Sept. 8), vs. Ole Miss (Oct. 13), against LSU (Nov. 10) and at Missouri (Nov. 23) ... Launched a season-long 64-yard punt against the Rebels in Little Rock, while averaging a season-best 47.5 yards per punt ... It was one of four to travel over 50 yards in 2018 ... Booted two 50-yard punts against Texas A&M on Sept. 29 in Arlington ... Matched a season-high of eight attempts in that contest vs. the Aggies, totaling 346 yards for a clip of 43.3 yards per punt ... Performance against Texas A&M earned him a 72.2 grade from Pro Football Focus, his highest marks of the year ... Also hit a 53-yard punt in the season finale at Missouri in Columbia ... Punted eight times against the Tigers, finishing the year with three games of eight punts, the other coming on the road at Auburn on Sept. 22 ... Capped his freshman campaign with a 61.2 overall grade from PFF.

HIGH SCHOOL: Three-year letterwinner at Magnolia High School in Magnolia, Texas ... Recorded 27 punts as a senior in 2017, traveling a distance of 1,115 yards for an average of 41.3 per kick ... Pinned 10 kicks inside the 20-yard-line, while hitting a career-long 62 yarder ... 2017 Texas All State Honorable Mention Punter ... Named to the All-Greater Houston second team by the Houston Chronicle for his senior year performance ... Participated in the Blue-Grey All-American game in Jacksonville, Florida ... Totaled 29 punts the year before over 12 games, averaging 38.9 yards per kick after accumulating 1,127 yards overall ... Hit a season-long 56-yard punt and dropped nine inside the opponent 20-yard line ... First Team 2016 20-5A All-District Punter ... Also played outside linebacker for the Bulldogs, racking up 83 total stops, 50 solo, with 11 tackles for loss and 3.0 sacks during his high school career ... Second Team 2016 20-5A All-District Linebacker ... Earned a five-star rating from Kohl's Kicking and the No. 14 punter in the nation.

BAUER'S CAREER PUNTING STATS

	GP/GS	NO.	YARDS	LG	AVG	FC	120	+50
2018	12/0	56	2176	64	38.9	23	14	4
2019	2/0	3	110	37	36.7	1	0	0
TOTAL	14/0	59	2286	64	38.7	24	14	4



RETURNING PLAYERS



24 | **LADARRIUS BISHOP**

DB | 6-0 | 192 | Redshirt Sophomore
Ashdown, Ark. | Ashdown HS

2019 (REDSHIRT FRESHMAN): Played in 10 games, starting three at cornerback for the Razorbacks in 2019 ... Got the starting nod against San Jose State (Sept. 21), Mississippi State (Nov. 2) and at LSU (Nov. 23) ... Totaled 387 plays, according to Pro Football Focus, seeing 267 snaps on defense, with the other 120 coming on Arkansas' various special teams units ... Recorded 22 tackles, 15 solo, with one for loss, breaking up one pass and recovering a fumble that was returned 25 yards for a touchdown against Colorado State on Sept. 14 ... First career fumble recovery ... Didn't have a tackle until the fourth game of the year, going off for eight solo stops against San Jose State ... Posted his top tackling grade from PFF against the Spartans with a mark of 83.2 ... After one tackle vs. Kentucky (Oct. 12), posted two stops in three-straight games vs. Alabama (Oct. 26), Mississippi State (Nov. 2) and Western Kentucky (Nov. 9), with a tackle for loss against the Hilltoppers ... Tallied seven stops in his final game of the year at LSU on Nov. 23 ... Finished the year with an overall tackling grade of 85.3 from PFF.

2018 (FRESHMAN): Played in two games in his first season with the Razorbacks ... saw action against North Texas on Sept. 15 and LSU on Nov. 10 ... Totaled four snaps, three in punt return and one in defensive coverage against a Tiger receiver.

HIGH SCHOOL: A three-star recruit according to Rivals ... Rated as the No. 2 player in the state of Arkansas and the No. 28 cornerback in the nation by Rivals ... ThreeStar prospect by ESPN and 247Sports ... Rated by 247Sports Composite rankings as the No. 5 player in the state and No. 49 cornerback nationally ... Ranked as the No. 69 cornerback nationally by ESPN ... Played in the Offense-Defense AllAmerican Bowl in New Orleans on Dec. 29 ... Clocked under 4.4 in the 40-yard dash ... As a senior, rushed for 249 yards and three TDs on just 25 carries ... Added 29 receptions for 485 yards and five touchdowns ... Averaged 13.6 yards per touch on offense ... Had nine tackles and two interceptions on defense ... As a junior, registered 36 tackles, one INT and five pass breakups ... Added 406 receiving yards and four TDs to go along with 136 rushing yards and one TD ... **CHOSE ARKANSAS OVER:** Florida, Mississippi State, Oklahoma State, Baylor, Memphis, Purdue, Illinois, Iowa State and others.

BISHOP'S CAREER DEFENSIVE STATS

	GP/GS	UA	A	TOTAL	TFL	SACK	FF/FR	INT	QBH	PD
2018	2/0	0	0	0	0.0	0.0	0/0	0	0	0
2019	10/3	15	7	22	1.0	0.0	0/1	0	0	0
TOTAL	12/3	15	7	22	1.0	0.0	0/1	0	0	0



15 | **SIMEON BLAIR**

DB | 5-10 | 204 | Redshirt Sophomore
Pine Bluff, Ark. | Pine Bluff HS

2019 Fall SEC Academic Honor Roll

2019 (REDSHIRT FRESHMAN): Played in 11 of 12 games for the Razorbacks in 2019, seeing most of his action on special teams ... Totaled 184 plays according to Pro Football Focus ... Recorded one tackle against Western Kentucky on Nov. 9, a solo stop on special teams ... Lined up defensively against Auburn (Oct. 19) and at LSU (Nov. 23).

2018 (FRESHMAN): Did not appear in any games during the 2018 season.

HIGH SCHOOL: Varsity letterwinner at Pine Bluff High School in Pine Bluff, Arkansas as a quarterback and defensive back ... Threw for over 1,641 yards and 20 touchdowns on 102 completions, averaging 182.3 yards per game, helping the Zebras to the second round of the 2016 Centennial Bank State Playoffs.

BLAIR'S CAREER DEFENSIVE STATS

	GP/GS	UA	A	TOTAL	TFL	SACK	FF/FR	INT	QBH	PD
2019	11/0	1	0	1	0.0	0.0	0/0	0	0	0
TOTAL	11/0	1	0	1	0.0	0.0	0/0	0	0	0



RETURNING PLAYERS



5 | **RAKEEM
BOYD**

RB | 6-0 | 206 | Senior
Stratford, Texas | Independence [Kan.] CC

2019 (JUNIOR): Earl Campbell Tyler Rose Award and Doak Walker Award Watch List honoree ... Started all 12 games for the Razorbacks in the backfield at running back in 2019 ... Totaled 476 snaps as a junior for Arkansas ... Team's leading rusher for the second consecutive season, racking up 1,133 yards on 184 carries, scoring eight times on the ground ... First Razorback since Rawleigh Williams III (1,360) in 2016 to rush for 1,000 yards in a season ... Ranked fourth in the SEC and 27th nationally with an average of 94.4 rushing yards per game and ninth in the conference with 6.2 yards per carry ... Also hauled in 160 yards through the air on 19 catches ... Ran for 100+ yards in five games, posting a season-high 185 yards against Western Kentucky on Nov. 9, his most rushing yards as a Razorback ... His five 100+ yard rushing performances brought him to a total of eight over two years, making him one of 16 Razorback running backs in school history to do so ... Opened the season with 114 rushing yard on 18 carries, scoring on a two-yard run in the third quarter vs Portland State (Aug. 31) ... It was the most by a Razorback in a win since Nov. 4, 2017, vs. Coastal Carolina ... Rushed for 67 yards on 17 carries at Ole Miss in the SEC opener on Sept. 7 ... Tallied 122 yards on 20 attempts, scoring twice, against Colorado State on Sept. 14 ... Found the end zone on scores of 59 yards and four yards in the game, 59-yarder was the longest to that point in the season by a Razorback ... Amassed 92 yards on the ground in the first half, including the 59-yard TD ... It was the most rushing TDs in a game by a Hog since David Williams had two against Missouri on Nov. 24, 2017 ... Hauled in a season-high three receptions for 10 yards and ran for 91 on 18 carries against San Jose State on Sept. 21 ... Finished the game against Texas A&M (Sept. 28) with 89 yards on 18 carries, running for 50 yards on seven attempts in the first quarter ... Passed the 100-yard threshold again at Kentucky on Oct. 12, totaling a then-season high 134 yards on 15 carries with two more touchdowns ... Took the second play of the game 74 yards to the house for his longest as a Razorback and the fastest score by the Hogs (0:42) of the season ... It was the longest TD score since T.J. Hammonds' 88-yard run against Coastal Carolina in 2017 ... Racked up 106 yards on six carries in the first quarter, his most in a quarter since 104 vs. Ole Miss on Oct. 13, 2018 ... Led the team in rushing (50 yards) & receiving (55 yards) against Alabama on Oct. 26, first RB to do so since Devwah Whaley at Missouri in 2018 ... Back-to-back seasons to recording 100+ all-purpose yards vs. the Crimson Tide ... Posted the first of consecutive 100+ yard rushing games against Mississippi State on homecoming, totaling 114 yards on 11 carries, scoring on a 52-yard run ... First Hog with 100 or more yards vs. the Bulldogs since Rawleigh Williams III (205) in 2016 ... Picked up 80 of his 114 yards in the first half, doing so on six attempts ... Season-high 185 yards on eight rushes, scoring twice from over 76 yards vs. WKU on Nov. 9 ... Put him over the 1,000-yard mark for the year ... Took his second rush of the game 76 yards for a touchdown in the first quarter ... The TD run was a career-long that would only stand for a couple of quarters, scoring again the fourth quarter, this time from 86 yards ... Marked five rushing TDs from 50+ yards ... The pair of 76+ yard scores in the same game made him the first Hog to do so since at least 1997 ... First Arkansas RB since Felix Jones in 2006 to have two touchdown runs of 76+ yards in the same season ... Posted 95 yards on 21 attempts in the season finale against Missouri ... Rushed the ball 14 times in the first half, the most since 19 against Tulsa on Oct. 20, 2018 ... Posted offensive grades of 82.6 from Pro Football Focus against both Portland State and Western Kentucky, with three rushing marks over 80, two in both of those games and the third against Kentucky ... Accounted for 1,133 of Arkansas 1,766 rushing yards in 2019.

2018 (SOPHOMORE): Played in all 12 games in his first season with the Razorbacks, starting each of the last eight in the backfield ... Named Darren McFadden Running Back of the Year from the Little Rock Touchdown Club on Jan. 10 ... Totaled 309 offensive snaps, according to Pro Football Focus ... Recorded a team-best 123 attempts for 734 yards, averaging 6.0 per carry and 61.2 per game, with two touchdowns ... Effective catching passes as well, hauling in 23 for 165 yards, ranking third on the team in receptions ... Led the team in all-purpose yards with 899, putting together a clip of 74.9 per game ... Ranked 13th in the SEC in rushing yards and 10th in yards per carry ... Rattled off the longest play from scrimmage all year against Ole Miss in Little Rock on Oct. 13 on a 69-yard touchdown run ... Increased his total number of rushes in each of his first five games with a carry, opening the year with six and seven against Eastern Illinois and Colorado State, respectively ... Broke out with eight carries for 66 yards on the road at Auburn on Sept. 22 ... Also caught two passes for 39 yards against the Tigers ... Followed it up with a 10 carry, 47-yard game on the ground with four catches and 33 yards against his former team Texas A&M in Arlington on Sept. 29 ... Posted his first 100-yard rushing game as a Razorback against No. 1 Alabama on Oct. 6, totaling 102 yards on 15 carries ... His performance against the Crimson Tide made him the first Razorback to record 100+ yards against Alabama since Darren McFadden's 195 in 2007 ... Only the 15th player since 2007 to rush for 100 or more yards and the fourth to average 6.8 or more yards per carry on more than 15 carries against

Alabama ... Also became the 20th player under head coach Chad Morris to record a 100-yard rushing performance ... Carried that momentum into another 100-yard game against Ole Miss the following week, totaling 109 yards on seven carries, all coming in the first half, including his first touchdown of the year ... First Razorback to rush for 100 yards in back-to-back games since Rawleigh Williams III in 2016 ... Came one yard shy of his third consecutive 100-yard game against Tulsa, hitting 99 yards on 22 carries, but passed the threshold against Vanderbilt with 113 yards on 19 touches, recording his second touchdown of the year on a five-yard run in the first quarter ... His three 100-yard performances make him the 38th Razorback with at least three over their Arkansas careers ... Totaled 84 yards on 14 carries at Mississippi State on Nov. 17 and had five carries to finish up the season at Missouri ... Turned in his best PFF grade against the Bulldogs with a 79.6 run mark and an overall grade of 78.3 for the contest ... Part of a receiving corps that put up 2,307 yards through the air and 17 touchdowns, as well as a tailback unit that went for 1,721 rushing yards and 11 TDs.

PRIOR TO ARKANSAS: No. 3 JUCO running back nationally, according to 247Sports ... Out of high school, was a four-star prospect by ESPN and Rivals, ESPN top 300 recruit, consensus top-25 running back with a best of No. 8 by Rivals ... Rushed for 1,211 yards ad 14 touchdowns in 10 games at Independence Community College in 2017, posting 6.3 yards per carry ... Averaged 121.1 yards rushing per game ... Topped 100-plus yards on the ground in five games, highlighted by a 215-yard performance at Northeastern Oklahoma A&M College and a 303-yard effort against Coffeyville Community College ... In the regular-season finale on Nov. 11, rushed for 303 yards and a touchdown on 34 carries ... In the Midwest Classic Bowl on Dec. 3, had 215 yards and three scores on 35 carries and was named offensive MVP of the game ... Logged a rushing touchdown in six games and multiple touchdowns in four games ... Posted a season-high four rushing touchdowns against Ellsworth Community College ... Rushed for 6,436 yards and 80 touchdowns in his high school career ... Helped Stratford reach the state semifinals in 2013 and the regional quarterfinals in 2014 and 2015 ... Named the District 19-5A Overall MVP as a senior in 2015 ... Was the District 19-5A Co-MVP as a junior and ran for 2,519 yards and 29 touchdowns on 246 carries, averaging over 10 yards per carry in 2014 ... Earned First-Team All-State honors from the Texas Sports Writers Association ... Earned first-team all-district honors and Associated Press All-State Honorable Mention honors as a sophomore in 2013 ... Rushed for 1,621 yards and 19 scores ... Saw time on varsity as a freshman in 2012 ... Coached by Eliot Allen at Stratford High School ... Spent his freshman season at Texas A&M before transferring to Independence ... Out of high school chose Texas A&M over Arizona State, Michigan, Missouri and Nebraska ... **CHOSE ARKANSAS OVER:** offers from Arizona State and Colorado.

PERSONAL: Son of Veronica Bowman... Has three siblings, Robbie, Rashad, Destiny... Brother Rashad is a sprinter for the Arkansas track & field team.

BOYD'S CAREER RUSHING/RECEIVING STATS

	GP/GS	ATT	YDS	AVG/G	TD	LG	REC	YDS	AVG/C	TD	LG
2018	12/8	123	734	61.2	2	69	23	165	7.2	0	38
2019	12/12	184	1133	94.4	8	86	19	160	8.4	0	29
TOTAL	24/20	307	1867	77.8	10	86	42	325	7.7	0	38





RETURNING PLAYERS



9

**GREG
BROOKS JR.**

DB | 5-11 | 185 | Sophomore
Harvey, La. | West Jefferson HS

2019 (FRESHMAN): Started all 12 game at nickelback for the Razorbacks in 2019 ... Played in 515 snaps in his debut season, the most of any freshman at Arkansas in 2019 ... Recorded 25 total tackles, 13 solo, with three pass breakups, a quarterback hurry and an interception ... Notched his first collegiate tackle at Ole Mis on Sept. 7 as part of a four-tackle night ... It would be one of two times he tallied three solo stops, also doing so against Western Kentucky on Nov. 9 ... Racked up five tackles in the game against WKU, matching a season-high set earlier in the year vs. San Jose State (Sept. 21) ... Had at least one tackle in five of the last six games ... Did not record a stop against Missouri, but picked off the first pass of the second half against the Tigers on Nov. 29 in Little Rock for his first career interception ... Earned a coverage grade of 81.6 from Pro Football Focus vs. Missouri.

HIGH SCHOOL: Four-star prospect by Rivals and ESPN ... Rated as the No. 35 cornerback in the nation and 18th overall in the state of Louisiana by ESPN ... Four-year varsity letterwinner at West Jefferson High School in Harvey, Louisiana ... Racked up 55 tackles and five interceptions as a junior in 2017 for the Buccaneers ... Father Greg Brooks Sr. played collegiate football as a defensive back for one year at Michigan and three seasons at Southern Miss before being drafted in the sixth round of the 2004 NFL Draft by the Cincinnati Bengals ... **CHOSE ARKANSAS OVER:** Mississippi State, Ole Miss, Missouri, Vanderbilt and others.

PERSONAL: Born Aug. 30, 2001 ... Son of Pim Barnes and Gregory Brooks Sr. ... Has four siblings, Ava, London, Jada and Paris.

BROOKS' CAREER DEFENSIVE STATS

	GP/GS	UA	A	TOTAL	TFL	SACK	FF/FR	INT	QBH	PD
2019	12/12	13	12	25	0.0	0.0	0/0	1	1	4
TOTAL	12/12	13	12	25	0.0	0.0	0/0	1	1	4



34

**MARTAVEOUS
BROWN**

DB | 6-0 | 182 | Junior
Marianna, Ark. | Arkansas Tech

SOPHOMORE (2019): Did not appear in any games in 2019.

HIGH SCHOOL: Played at Lee County High School in Marianna, Arkansas ... Varsity letterwinner for the Trojans in both football and basketball ... Helped the team to a first-round berth in the 2015 Centennial Bank 3A State Football Playoffs.



21

**MONTARIC
BROWN**

DB | 6-0 | 190 | Redshirt Junior
Ashdown, Ark. | Ashdown HS

2019 (REDSHIRT SOPHOMORE): Started all 10 games at cornerback he played in for the Razorbacks in 2019 ... Totaled 760 plays, according to Pro Football Focus, with 659 snaps on defense, also seeing time on Arkansas' various special teams units ... Recorded 39 total tackles, 25 solo, with one for loss, as well as three pass breakups, an interception and a fumble recovery ... Posted multiple tackles in all 10 games he played, opening the year with three against both Portland State (Aug. 30) and Ole Miss (Sept. 7) ... Tallied four stops against Colorado State on Sept. 14, recovering a fumble caused by McTelvin Agim in the second quarter ... Added four more tackles, three solo, against Texas A&M on Sept. 28 in Arlington, followed by a season-high five at Kentucky on Oct. 12 ... Matched his season-best of five against Western Kentucky on Nov. 9 after a string of three (Auburn), two (Alabama) and four (Mississippi State) tackles before the Fayetteville finale ... Closed the year by topping his season-high mark in total tackles with six against Missouri in Little Rock on Nov. 29, including a tackle for loss ... Posted his top tackling grade from PFF against the Hilltoppers at 81.1 ... Had his best overall grade against Colorado State, finishing the game with a mark of 81.3 after a 78.8 in tackling and an 80.4 in coverage.

2018 (REDSHIRT FRESHMAN): Played in 11 games, starting three, for the Razorbacks in 2018 ... Totaled 203 defensive snaps, with 117 coming in run defense, a category he graded out at 66.7 according to Pro Football Focus ... Recorded nine tackles, eight unassisted, with one pass breakup coming in the season finale at Missouri on Nov. 23 ... Opened the season with two tackles against Eastern Illinois (Sept. 1), then posted one in each game against Alabama (Oct. 6) and Tulsa (Oct. 20), before posting a season-best of five unassisted in the finale in Columbia ... Tallied tackling grades of 73.5 or better in three of the four games he was credited with a stop ... Wrapped his first collegiate season with a 63.6 defensive grade from PFF.

2017 (FRESHMAN): Redshirted during his first year on campus.

HIGH SCHOOL: Consensus four-star prospect by ESPN, Rivals, Scout and 247Sports ... No. 1 ranked player in Arkansas by Rivals, Scout and 247Sports ... Tabbed a top 200 player in the Class of 2017 by ESPN, Rivals and 247Sports ... Ranked the No. 113 overall prospect and No. 12 safety by 247Sports ... Earned a scout grade of 82 and the No. 191 position on the ESPN300 as the No. 12 safety ... Pegged the No. 172 overall prospect and No. 16 safety by Scout ... Tabbed the No. 163 overall prospect, No. 18 safety and the top player in the state of Arkansas in the 247Sports Composite ranking ... Played for the East Team at the U.S. Army All-American game making three tackles in the 27-17 win over the West ... Made 110 tackles and recorded seven interceptions as a senior at Ashdown High School ... Returned one interception for a 71-yard TD while also hauling in 52 receptions on offense for 813 yards and seven scores ... As a junior in 2015, he recorded 122 tackles and five interceptions, highlighted by three for touchdowns ... Also had seven total TDs on offense and kick returns ... **CHOSE ARKANSAS OVER:** Alabama, Auburn, LSU, Oklahoma, Oklahoma State, Baylor, Missouri and others.

PERSONAL: Born on Aug. 24, 1999 ... Son of Danica Richard and Patrick Brown, and stepson of Eddie Richard.

BROWN'S CAREER DEFENSIVE STATS

	GP/GS	UA	A	TOTAL	TFL	SACK	FF/FR	INT	QBH	PD
2018	11/3	8	1	9	0.0	0.0	0/0	0	0	0
2019	10/10	25	14	39	1.0	0.0	0/1	1	0	0
TOTAL	21/13	33	15	48	1.0	0.0	0/1	1	0	0





RETURNING PLAYERS



16 | **TREYLON
BURKS**

WR | 6-3 | 232 | Sophomore
Warren, Ark. | Warren HS

2019-20 First-Year SEC Academic Honor Roll
2019 All-SEC Second Team
2019 SEC All-Freshman Team

2019 (FRESHMAN): Played in 11 games, starting nine as a freshman for the Razorbacks at wide receiver ... Used in every aspect of the offense - receiving, rushing, throwing - plus as a returner on special teams ... Lined up primarily in the slot with 361 snaps at the position, according to Pro Football Focus, with 62 coming out wide ... Totaled 488 plays, also seeing time on Arkansas' punt and kickoff return units ... Hauled in 29 passes for 475 yards, leading the team in receiving yards ... Averaged 16.4 yards per catch and 43.2 yards per game, both ranking second among conference freshmen ... Team's main punt returner, fielding 12 punts for 130 yards, averaging 10.8 yards per return ... Also used on kickoff returns, taking 10 back for 226 yards for an average of 22.6 yards per kickoff return ... Finished second on the team in all-purpose yards with 866, averaging 78.7 per game ... Recorded multiple receptions in eight games ... Opened the season with three catches for 52 yards against Portland State (Aug. 30), with a long of 20 yards ... Also returned two punts for 16 yards ... Had two receptions for 28 yards and two punt returns for 28 yards in the SEC opener at Ole Miss on Sept. 7 ... Posted a season-high four catches and 92 receiving yards the following week against Colorado State, with two of his receptions going over 20 yards, giving him a total of five 20+ yard catches through three games ... Missed the San Jose State game, but returned to put up four receptions for 58 yards against Texas A&M in Arlington on Sept. 28 ... Also had a 32-yard punt return in the game that set up Arkansas' go-ahead touchdown in the second quarter ... Hauled in two passes for 25 yards at Kentucky and returned a punt 26 yards that put the ball at the Wildcat 29-yard line, propelling the Hogs to a touchdown for a 20-17 lead in the fourth quarter ... Had three receptions for 28 yards vs. Auburn (Oct. 19) and one for 15 yards at Alabama (Oct. 26) ... Made his debut as a kickoff return man against Mississippi State, racking up 134 return yards on five kickoffs, with a returns of 20, 38 and 42 yards in the game ... It was the most kickoff return yards by a Razorback since De'Vion Warren's 141 vs. Ole Miss on Oct. 28, 2017 ... Brought in one pass for 32 yards from KJ Jefferson, setting up a touchdown for the Hogs in the fourth quarter against Western Kentucky ... Recorded five receptions for 59 yards vs. WKU, a punt return for 18 yards and two kickoff returns for 29 yards ... Totaled 80 yards on three catches at LSU on Nov. 23, with receptions of 31 and 38 yards in the game ... Finished the year with a catch (six yards) and two kickoff returns (47 yards) against Missouri in Little Rock ... Posted four PFF overall offensive grades of 70.0 or higher, with a best of 77.0 against Colorado State, with his best receiving grade over the year also coming in the contest at 75.8 ... Part of an offense that finished with 4,081 total yards and 28 touchdowns, including 2,315 yards and 14 scores through the air.

HIGH SCHOOL: Four-star prospect by Rivals, 247Sports and ESPN ... Rated as the top player in the state of Arkansas by 247Sports ... Slotted as the No. 11 wide receiver in the nation and is listed at 82nd in the ESPN's Top 300 in this year's recruiting class ... Four-year varsity letterwinner at Warren High School in Warren, Arkansas ... Also lettered in basketball and baseball ... Hauled in eight catches for 244 yards, scoring four times in his senior season ... Went 4 of 7 passing, throwing for 137 yards and three touchdowns, while also returning three punts for 88 yards ... Played on both sides of the ball, tallying 17 tackles with one sack, two forced fumbles and a fumble recovery ... Joins a long list of Razorbacks to come from Warren HS, including December signee Marcus Miller ... Racked up 1,090 receiving yards and 12 touchdowns on 45 catches as a junior for the Lumberjacks in 2017 ... Was also a force in the running attack for Warren HS, rushing for 936 yards on 114 carries, scoring 27 touchdowns en route to 13-2 mark and a berth in the Arkansas 4A state championship game last year ... Closed his high school career with 151 receptions for 3,403 yards and 43 touchdowns ... **CHOSE ARKANSAS OVER:** Auburn, LSU, Ole Miss, South Carolina, Florida State, Michigan and others.

PERSONAL: Born March 23, 2000 ... Son of Shafreda Strickland.

BURKS' CAREER RUSHING/RECEIVING STATS

	GP/GS	ATT	YDS	AVG/G	TD	LG	REC	YDS	AVG/C	TD	LG
2019	11/9	9	35	3.2	0	11	29	475	16.4	0	38
TOTAL	11/9	9	35	3.2	0	11	29	475	16.4	0	38

BURKS' CAREER PUNT/KICK RETURN STATS

	NO.	YDS	TD	LG	AVG/R	NO.	YDS	TD	LG	AVG/R
2019	12	130	0	32	10.8	10	226	0	42	22.6
TOTAL	12	130	0	32	10.8	10	226	0	42	22.6



23 | **DEVIN
BUSH**

DB | 6-0 | 200 | Redshirt Freshman
New Orleans, La. | Edna Karr HS

FRESHMAN (2019): Played in four games of the first five games as a true freshman for the Razorbacks in 2019, missing the season opener ... Appeared in 29 snaps, 10 on defense and 19 on various special teams plays ... Did not record any statistics.

HIGH SCHOOL: Four-star prospect by Rivals, 247Sports and ESPN ... Ranked as the No. 16 cornerback in the country by ESPN ... Rated as the 13th overall player in the state of Louisiana according to ESPN and Rivals ... Landed in ESPN's Top 300 at No. 219 in the 2019 recruiting class ... Three-year varsity letterwinner at Edna Karr High School in New Orleans, Louisiana ... Helped Edna Karr to a spotless 15-0 overall record, claiming the 2018 Allstate Sugar Bowl/LHSAA Non-Select Prep Classic Class 4A Championship by a score of 28-20 as the top overall seed on Dec. 8 ... Second-straight 15-win season ... Third consecutive state title, also leading Edna Karr High School to championship victories in 2016 & 2017 ... Posted two interceptions as a junior on the 2017 squad ... **CHOSE ARKANSAS OVER:** Auburn, Florida, Georgia, Kentucky, LSU, Mississippi State, South Carolina, Tennessee, Clemson, Florida State, Oklahoma and others.

PERSONAL: Born April 12, 2001 ... Son of Brandy and Michael Bush Jr.

BUSH'S CAREER DEFENSIVE STATS

	GP/GS	UA	A	TOTAL	TFL	SACK	FF/FR	INT	QBH	PD
2019	4/0	0	0	0	0.0	0.0	0/0	0	0	0
TOTAL	4/0	0	0	0	0.0	0.0	0/0	0	0	0



RETURNING PLAYERS



91 | **TAUREAN CARTER**

DL | 6-3 | 291 | Redshirt Freshman
Mansfield, Texas | Mansfield Legacy HS

2019-20 First-Year SEC Academic Honor Roll

FRESHMAN (2019): Did not play during the 2019 season.

HIGH SCHOOL: Three-star prospect by Rivals, 247Sports and ESPN ... Rated as the No. 30 defensive tackle in the country by Rivals ... Ranked No. 51 overall in the state of Texas by 247Sports ... Four-year varsity letterwinner at Mansfield Legacy High School in Mansfield, Texas ... Tallied 28 total tackles, eight for loss with four sacks, 15 quarterback hurries and a forced fumble in 2018 ... Invited to play in the Offense-Defense All-American Bowl on Dec. 31 ... Racked up 63 total tackles, 38 solo, with 14 for loss as a junior in 2017 ... Posted seven sacks with a forced fumble, helping the Broncos to a 10-3 overall record and a berth in the Texas High School Football 5A-II semifinals ... Had 66 tackles, 39 solo, with six for loss, all sacks, and seven QBH as a sophomore on the 11-3 state quarterfinal Mansfield Legacy squad ... **CHOOSE ARKANSAS OVER:** Florida, Michigan State, Oklahoma State, Purdue, TCU, Texas, Texas Tech, Wisconsin and others.

PERSONAL: Taurean Carter (tour-ee-an) ... Born March 5, 2001 ... Son of Chantal Brown and Taurean Carter Sr. ... Has four siblings, Z'Kharyah, Anthony, Don and Natilya ... Brother of Arkansas wide receiver Kendall Catalan



1 | **JALEN CATALON**

DB | 5-10 | 189 | Redshirt Freshman
Mansfield, Texas | Mansfield Legacy HS

2019-20 First-Year SEC Academic Honor Roll

2019 (FRESHMAN): Played in four games as a true freshman for the Razorbacks in 2019 ... Appeared in games against Ole Miss (Sept. 7), San Jose State (Sept. 21), Kentucky (Oct. 12) and Western Kentucky (Nov. 9) ... Saw action on 33 defensive snaps and 14 special teams plays over the course of the season, with a majority of time on defense against WKU in the home finale ... Tallied 29 snaps against the Hilltoppers, 10 in coverage, recording six tackles, three solo, with a PBU and a forced fumble ... Finished the year with an overall defensive grade of 85.3 from Pro Football Focus, with a mark of 75.5 in coverage.

HIGH SCHOOL: Four-star prospect by Rivals, 247Sports and ESPN ... Ranked No. 20 in the nation at the safety position by Rivals ... Rated 29th overall in the state of Texas according to 247Sports ... Four-year varsity letterwinner at Mansfield Legacy High School in Mansfield, Texas ... Also lettered in basketball and baseball ... Played in one game as a senior before an injury forced him to miss the rest of the season ... A key member on both sides of the ball for the Broncos in 2017, starting at safety and quarterback for Legacy HS as a junior ... Racked up 101 tackles, including 70 solo, with six for loss ... Also had three interceptions, six forced fumbles and six fumble recoveries on the defensive side of the field ... Passed the 1,000-yard threshold both through the air and on the ground at the helm of the Bronco offense, throwing for 1,122 yards and 15 touchdowns while rushing for 1,064 yards and 13 scores ... Led Legacy to the 2017 Texas High School Football Class 5A-II state semifinals and a 12-3 overall record ... Earned four 2017 Defensive Player of the Year honors from SportsDay, The Fort Worth Star Telegram, Associated Press and District 10-5A ... Credited with 183 total tackles, 139 solo, as a sophomore in 2016, posting seven for loss with nine interceptions, three forced fumbles and one fumble recovery ... Joins Mansfield Legacy teammates Taurean Carter and Enoch Jackson Jr., who signed with the Razorbacks in December ... **CHOOSE ARKANSAS OVER:** Alabama, Florida, Missouri, Oklahoma, Ohio State, TCU, Texas, Texas Tech, Wisconsin and others.

PERSONAL: Born March 15, 2001 ... Son of Phyllis and Sherman Catalan.

CATALON'S CAREER DEFENSIVE STATS

	GP/GS	UA	A	TOTAL	TFL	SACK	FF/FR	INT	QBH	PD
2019	4/0	3	3	6	0.0	0.0	0/0	0	0	0
TOTAL	4/0	3	3	6	0.0	0.0	0/0	0	0	0



6 | **KENDALL CATALON**

WR | 5-9 | 182 | Redshirt Sophomore
Mansfield, Texas | Southern

2019-20 First-Year SEC Academic Honor Roll

2019 (SOPHOMORE): Sat out due to transfer rules.

PRIOR TO ARKANSAS: Played two seasons at Southern in Baton Rouge, Louisiana, as a wide receiver ... Leading receiver for the Jaguars on 2018 as a sophomore, racking up 28 catches for 275 yards and three touchdowns ... Also had eight rushes for 69 yards and three scores on the ground ... Posted 56 catches for 758 yards and seven touchdowns over his two-year stint with Southern ... Spent his high school career at Mansfield Legacy HS in Mansfield, Texas, as a quarterback ... Passed for 3,801 yards and 64 touchdowns during his prep career, to go with 2,349 rushing yards and 24 rushing TDs before transitioning to receiver in college ... Son of Phyllis and Sherman Catalan ... Brother Jalen signed with the Razorbacks on 2019 National Signing Day.



RETURNING PLAYERS



16 | **MALIK CHAVIS**

DB | 6-2 | 194 | Redshirt Freshman
Rison, Ark. | Rison HS

2019 (REDSHIRT FRESHMAN): Played in two games for the Razorbacks in 2019, seeing time against Mississippi State (Nov. 2) and Western Kentucky (Nov. 9) ... Totaled 38 plays as a freshman, seeing 21 lined up defensively and 17 on Arkansas' various special teams units, according to Pro Football Focus ... Recorded two tackles, with a solo stop against the Bulldogs.

HIGH SCHOOL: Three-star prospect by Rivals, 247Sports and ESPN ... No. 7 overall recruit in the state of Arkansas by Rivals and ESPN ... Four-year varsity football letterwinner at Rison High School in Rison, Arkansas ... Also lettered in basketball, baseball and track & field ... Played on both sides of the ball as a defensive back and running back ... Recorded 46 tackles, one for loss, along with six pass breakups ... Rushed for 939 yards on 91 carries, scoring 11 touchdowns on the ground and two via TD receptions ... Helped the Wildcats to a 14-1 overall record, with the only loss of the season coming in the Arkansas state 3A semifinal on Dec. 1 ... Totaled 29 tackles and two interceptions as a junior, while rushing for 998 yards and 14 touchdowns and hauling in 13 passes for 201 yards and two touchdowns through the air ... **CHOSE ARKANSAS OVER:** Memphis and others.

PERSONAL: Born Sept. 25, 2000 ... Son of Pamela and Johnny Chavis ... Has one sibling, Aaliyah.

CHAVIS' CAREER DEFENSIVE STATS

	GP/GS	UA	A	TOTAL	TFL	SACK	FF/FR	INT	QBH	PD
2019	2/0	1	1	2	0.0	0.0	0/0	0	0	0
TOTAL	2/0	1	1	2	0.0	0.0	0/0	0	0	0



17 | **HUDSON CLARK**

DB | 6-2 | 176 | Redshirt Freshman
Dallas, Texas | Highland Park HS

2019 (FRESHMAN): Did not play during the 2019 season.

HIGH SCHOOL: Four-year letterwinner at Highland Park High School in Dallas, Texas ... Team Captain as a senior for the Scots, helping the team to a spotless 16-0 record and the program's third consecutive State 5A Championship ... Finished the year with 40 tackles, 31 solo, three for loss and nine interceptions ... Posted 55 total stops as a junior in 2017, with 46 unassisted, along with 14 passes defended, two interceptions, two fumbles recovered and a fumble forced, pushing Highland Park to a 15-1 overall mark ... Also lettered in basketball as a junior and senior.

PERSONAL: Son of Travis and Jennifer Clark, both graduates of the University of Arkansas ... Grandfather, Ronnie Clark, is in the Arkansas High School Coaches Association Hall of Fame after a 27-year tenure as head football coach of Berryville.



66 | **TY CLARY**

OL | 6-4 | 298 | Senior
Fayetteville, Ark. | Fayetteville HS

2019 (JUNIOR): Started all 12 games at center for the Razorbacks in 2019, appearing in 767 total plays, the most of any Arkansas player ... Played every offensive snap in five of the first six games, missing one in weeks three & eight, as well as the season finale against Missouri ... Did not allow a sack in 443 pass protection plays, with only two quarterback hits

in 2019 ... Posted PFF grades of over 76.0 in pass blocking in five games, including three of the first four, hitting a high of 80.5 against Portland State on Aug. 30 ... Put together his top overall offensive grade from the outlet with a 77.3 against Colorado State on Sept. 14 ... Blocked for an offense that scored 28 times and racked up 4,081 total yards, including 2,315 passing yards, 1,766 rushing yards and 14 touchdowns both through the air and on the ground.

2018 (SOPHOMORE): Played in all 12 games for the Razorbacks in 2018, starting each of the last 11 contests on the offensive line ... Appeared in the season opener, but started at left guard against Colorado State and North Texas before finishing out the year as the team's center ... Totaled 674 snaps on the line, with 366 coming in pass protection, according to Pro Football Focus ... Finished fourth on the team in total snaps played, with games over 70 on five different occasions, putting up season-highs of 74 at Auburn (Sept. 22) and at home against Alabama (Oct. 6) ... Began the year with an 84.7 offensive grade from PFF, including an 83.3 mark in run blocking ... Racked up grades over 80.0 in pass protection twice, grading out at 84.6 against Ole Miss in Little Rock (Oct. 13) and a season-best 86.8 at Mississippi State (Nov. 17) ... Almost tripled his time spent on the field from his freshman year, where he played just 230 snaps on the offensive line ... Helped the Arkansas offense to 4,028 yards of total offense and 28 touchdowns, with 2,307 yards and 17 scores coming through the air.

2017 (FRESHMAN): Played in seven games overall, including starts in the first four at right guard ... Saw action in 230 snaps, including 115 in pass protection ... Earned a 77.6 overall grade from Pro Football Focus ... Did not allow a sack on the year ... Allowed only two quarterback hits and five quarterback hurries ... Committed only one penalty ... Credited with a 79.9 run-blocking grade by PFF ... Became the first true freshman offensive lineman to start a season opener since Mitch Smothers, who started at left tackle in 2011 ... vs. Florida A&M (Aug. 31): Started at right guard and allowed zero pressures on 24 pass-blocking attempts in his debut ... Earned a season-high 87.4 game grade by PFF ... vs. No. 23 TCU (Sept. 9): Posted his best pass-blocking grade of the year (82.3) by PFF in his second career start at right guard ... Totaled 58 snaps, including 34 in pass protection ... Allowed only one pressure.

HIGH SCHOOL: A three-star recruit according to 247Sports ... Rated the No. 15 offensive guard in the state of Arkansas ... A three-year varsity letter winner and two-year starter who helped Fayetteville High School become one of state's top offenses ... Helped Fayetteville High School to two-consecutive Class 7A state titles his junior and senior years ... Served as a team captain in 2016 ... Tabbed the Class 7A All-State Outstanding Offensive Lineman ... Named to the Arkansas Democrat-Gazette All-Arkansas Preps first team ... Earned Class 7A-West All-Conference honors in both 2015 and 2016 ... Named to the KURM Radio 2016 Dream Team ... Coached by Bill Blankenship ... Member of USA Football's International Federation of American Football (IFAF) Under-19 World Championships team in China ... Member of the track and field team ... **CHOSE ARKANSAS OVER:** Cincinnati, Kansas, Tulsa, Air Force, Arkansas State and others.

PERSONAL: Born on May 7, 1999 ... Son of Jennifer and Josh Clary ... Has one sister, Emma ... Mother, Jennifer, was a member of the swim team at John Brown University from 1995-96 ... Father, Josh, played soccer at John Brown University from 1992-96 and went on to earn his master's degree at the University of Arkansas in 2000 ... Grandfather, Larry Clary, played cornerback at Arkansas A&M from 1966-70 ... Aunt, Sarah Clary Rogers, played soccer at University of the Ozarks from 1996-2000 ... Undecided on a major.





RETURNING PLAYERS



57 | **SHANE
CLENIN**

OL | 6-6 | 316 | Redshirt Junior
Festus, Mo. | Jefferson HS

2017 Fall SEC Academic Honor Roll

2019 (REDSHIRT SOPHOMORE): Played in 11 games for the Razorbacks in 2019, starting once at left guard against Mississippi State on Nov. 2 ... Totaled 149 plays, 104 on the offensive line, also entering for field goal/extra point opportunities, according to Pro Football Focus ... Did not allow a sack in 55 pass blocking plays, posting his top pass protection grade from PFF at 79.2 against Alabama on Nov. 26 ... Blocked for an offense that scored 28 times and racked up 4,081 total yards, including 2,315 passing yards, 1,766 rushing yards and 14 touchdowns both through the air and on the ground.

2018 (REDSHIRT FRESHMAN): Played in seven games as a redshirt freshman for the Razorbacks in 2018, starting the season opener at left tackle ... Appeared in each of the last five games, while also entering in the matchup with Texas A&M in Arlington on Sept. 29 ... Totaled 61 snaps according to Pro Football Focus, including a season-high 50 against Eastern Illinois ... Graded out at 69.9 overall in the contest against the Panthers, putting up a season-high 72.9 in pass protection in week one ... Helped the Arkansas offense to 4,028 yards of total offense and 28 touchdowns, with 2,307 yards and 17 scores coming through the air.

2017 (FRESHMAN): Redshirted during his first year on campus.

HIGH SCHOOL: Enrolled in January 2017 and participated in spring practice ... Consensus three-star prospect by ESPN, Rivals, Scout and 247Sports ... Rated the No. 1 offensive tackle in the state of Missouri by Scout ... Tabbed the No. 6 player in the state by ESPN and No. 8 by both 247Sports and Rivals ... Ranked the No. 59 player at his position in the class according to Scout, No. 68 by ESPN and No. 92 by 247Sports ... Coached by Alex Rouggy ... The first-ever Division I signee from Jefferson High School ... Led an offensive line that blocked for a rushing attack that totaled 3,700 yards in two years ... Named to the all-conference first team and all-district second team as an offensive tackle in 2016 ... Also earned a spot on the all-region first team as both an offensive and defensive tackle ... Earned academic all-state honors for three straight years ... Played in the Offense-Defense All-American Bowl Week in Atlanta on Dec. 29 ... Helped the Blue Jays to a 6-4 record with a 4-2 mark in district play in 2016 ... Racked up 60 pancake blocks ... Paved the way for the offense to average 381 yards rushing per game ... Recorded 33 total tackles, including four tackles for loss ... Picked up all-conference, all-region, all-district and all-state honors as both an offensive and defensive tackle during his junior season in 2015 ... Helped Jefferson High School to a Class 2 District runner-up finish ... Earned all-conference and all-district status as a sophomore defensive lineman in 2014 ... Three-year member of the track team and one-year member of the basketball team ... Picked Arkansas over scholarship offers from Indiana, Northwestern, Iowa State, New Mexico, Colorado State and others.

PERSONAL: Born on March 26, 1999 ... Son of Chris and Darla Clenin ... Father, Chris, played football at Southeast Missouri State from 1985-88 ... Has an older brother, Stefan ... Engineering major.



76 | **MYRON
CUNNINGHAM**

OL | 6-6 | 325 | Redshirt Senior
Warren, Ohio | Iowa Central CC

2019 (JUNIOR): Started in 10 of 11 games played, missing only one game in his first year with the Razorbacks in 2019 ... Totaled 705 plays, with 690 on the offensive line, as well as 15 on field goal/extra point opportunities, according to Pro Football Focus ... Played every offensive snap in eight games ... Allowed just one sack in 383 pass blocking plays ... Posted his best pass protection grade from PFF at Alabama on Oct. 29 with a mark of 87.8 ... Blocked for an offense that scored 28 times and racked up 4,081 total yards, including 2,315 passing yards, 1,766 rushing yards and 14 touchdowns both through the air and on the ground.

PRIOR TO ARKANSAS: Three-star prospect by Rivals and 247Sports ... Rated as the No. 6 offensive tackle in the country by ESPN ... Ranked fifth overall in the state of Ohio among the junior college rankings by 247Sports ... Spent last season at Iowa Central Community College in Fort Dodge, Iowa, as a redshirt sophomore ... Started in all 12 games in 2018, helping Iowa Central to an 8-4 record behind 397 total points and 33.1 points per game ... Propelled the Tritons to 4,670 yards of total offense, averaging 389.2 per contest, with 2,884 passing yards and 46 total touchdowns ... Helped the Tritons defeat Monroe College, 34-20, in the Graphic Edge Bowl on Dec. 2 ... First Team NJCAA All-American ... Began his collegiate career at Western Illinois, but did not make an appearance for the Leathernecks ... Played high school football at Warren G. Harding HS in Warren, Ohio ... **CHOSE ARKANSAS OVER:** Kentucky, Mississippi State, Missouri, Oklahoma, Arizona, Nebraska, Pittsburgh, Texas and others.

PERSONAL: Born Oct. 21, 1997 ... Son of Mary and Myron Cunningham Sr.



RETURNING PLAYERS



20 | **JORDON CURTIS**

DB | 6-0 | 176 | Redshirt Junior
Jenks, Okla. | Jenks HS

2019 (REDSHIRT SOPHOMORE): Played in the last two games of the year at LSU (Nov. 23) and against Missouri (Nov. 29) in Little Rock ... Totaled eight plays, all in special teams coverages, according to Pro Football Focus.

2018 (REDSHIRT FRESHMAN): Played in the season opener against Eastern Illinois during his redshirt freshman season with the Razorbacks in 2018 ... Totaled two snaps on the punt return unit in the game, according to Pro Football Focus.

2017 (FRESHMAN): Redshirted during initial year with the program.

HIGH SCHOOL: A consensus three-star prospect by ESPN, 247Sports, Rivals and Scout ... Ranked the No. 16 player in the state of Oklahoma by 247Sports, No. 17 by Rivals and No. 19 by ESPN ... Rated the No. 3 cornerback in the state of Oklahoma by Scout as well as the No. 7 midland cornerback ... Tabbled the No. 40 cornerback in the class by Scout ... Played both running back and cornerback at Jenks High School ... Part of three state champion football teams at Jenks High School ... Helped Jenks High School to an 11-1 overall record and an appearance in the Oklahoma Class 6A-1 state semifinal ... Named to the 6A-1 All-District team ... Had 22 tackles and four interceptions, including three returned for touchdowns ... Racked up 1,288 all-purpose yards to average 161.0 per game ... Rushed 63 times for 784 yards and a 12.4 yard per carry average ... Found the end zone nine times on the ground ... Caught 8 of 12 targets for 177 yards and a TD ... Had 167 yards and one TD on four kickoff returns ... Scored the game-winning touchdown from 7-yards out with 1:14 left to lift Jenks High School past Union 35-28 in the MidFirst Backyard Bowl, while playing through a thumb injury ... As a junior, rushed for 781 yards and 12 TDs ... Added 308 receiving yards and two TDs on 14 receptions ... Named to the All-State team as a defensive back after recording 23 tackles, 10 pass breakups and two interceptions, including one returned for a score ... Had eight rushes for 133 yards and a TD to go along with a 46-yard reception and a key pass breakup in a 33-17 win against Union in the Class 6A-1 semifinals ... Rushed four times for 105 yards, including an 80-yard touchdown run in the 41-23 season-opening win over No. 5 Owasso ... Also caught two passes for 26 yards and took an interception back 30 yards for a score ... Played 13 games as a sophomore ... Tallied 34 stops and one interception, including one returned for a TD ... Also had 2.0 tackles for loss and forced a fumble ... Carried the ball 11 times for 169 yards and three TDs ... Returned six kickoffs for 138 yards and a touchdown ... Coached by Allan Trimble ... Also played basketball and was a member of the track and field team at Jenks High School ... **CHOSE ARKANSAS OVER:** offers from Kansas State, Texas Tech, Purdue, Illinois, Iowa State and others.

PERSONAL: Born on Dec. 24, 1998 ... Son of Connie and Louis Curtis ... Father, Louis, played football at Wisconsin and Tulsa and is a member of the University of Tulsa Hall of Fame ... Has a younger sister, Mya ... Undecided on a major.

CURTIS' CAREER DEFENSIVE STATS

	GP/GS	UA	A	TOTAL	TFL	SACK	FF/FR	INT	QBH	PD
2018	1/0	0	0	0	0.0	0.0	0/0	0	0	0
2019	2/0	0	0	0	0.0	0.0	0/0	0	0	0
TOTAL	3/0	0	0	0	0.0	0.0	0/0	0	0	0



22 | **DEON EDWARDS**

LB | 6-1 | 218 | Redshirt Senior
Clermont, Fla. | Lake Minneola HS

2019 (REDSHIRT JUNIOR): Played in 11 of 12 games for the Razorbacks in 2019, seeing most of his time on special teams ... Totaled 216 plays, 33 on defense, according to Pro Football Focus ... Recorded five tackles, all solo, with two for loss ... Posted tackles in four games, with stops against Colorado State (Sept. 14), Auburn (Oct. 19), Alabama (Oct. 26) and Missouri (Nov. 29), with two in the finale against the Tigers in Little Rock ... Tallied TFLs against the Crimson Tide and Missouri.

2018 (REDSHIRT SOPHOMORE): Played in all 12 games for the Razorbacks in 2018, primarily on special teams ... Totaled 161 snaps over the course of his sophomore campaign, according to Pro Football Focus ... Recorded five tackles, one solo and 0.5 for loss, with the latter coming in the season opener against Eastern Illinois ... Posted two tackles in that contest vs. the Panthers, then followed it up with another two-tackle performance on the road at Colorado State on Sept. 8 ... Notched his final stop of the season in week three against North Texas ... Earned his best special teams grades from PFF in the first game of the year with a mark of 77.1, as two of his tackles came on the specialist units ... Part of a defensive crew that racked up 882 total tackles over the course of the 2018 campaign.

2017 (REDSHIRT FRESHMAN): Played in nine games, primarily on special teams ... Recorded six tackles – five on special teams and one on defense – in late-game action in the season opener against Florida A&M (Aug. 31).

2016 (FRESHMAN): Redshirted during initial year with the program.

HIGH SCHOOL: A consensus three-star by ESPN, Rivals, Scout and 247Sports ... Ranked as a top 75 safety in the class by ESPN, 247Sports and Scout with a best of No. 49 by ESPN ... Tabbled the No. 113 player in the state of Florida by ESPN ... Listed as the No. 115 player in the state by 247Sports ... Three-star ESPN ranking came with a grade of 77 ... Named Daily Commercial All-Area Defensive Player of the Year ... Earned Class 7A Associated Press All-State third team honors ... Finished senior year with 115 total tackles, including 13 for loss, three pass breakups and one interception ... Helped lead Lake Minneola and head coach Walter Banks to a 6-4 record ... As a junior, had 73 tackles, including 10 for loss, one sack and one interception in only eight games ... Tallied 64 total tackles, including one for loss, one sack and seven interceptions as a sophomore ... Has a 34-inch vertical jump ... Also played basketball ... **CHOSE ARKANSAS OVER:** South Carolina, Missouri, Louisville, North Carolina State, South Florida and Indiana.

PERSONAL: Born on Dec. 5, 1997 ... Son of Dwayne Edwards and Lisa Jordan ... Recreation and sport management major.

EDWARDS' CAREER DEFENSIVE STATS

	GP/GS	UA	A	TOTAL	TFL	SACK	FF/FR	INT	QBH	PD
2017	9/0	3	3	6	0.0	0.0	0/0	0	0	0
2018	12/0	1	4	5	0.5	0.0	0/0	0	0	0
2019	11/0	5	0	5	2.0	0.0	0/0	0	0	0
TOTAL	32/0	9	7	16	2.5	0.0	0/0	0	0	0



RETURNING PLAYERS



7 | **JOE
FOUCHA**

DB | 5-11 | 188 | Junior
New Orleans, La. | McDonogh 35 HS

2019 (SOPHOMORE): Started all 12 games for the Razorbacks in 2019 at free safety ... Participated in 853 plays as a sophomore at Arkansas, according to Pro Football Focus, seeing time in both defensive coverages and special teams units ... Finished third on the team in total tackles with 87, including 44 solo stops ... Recorded an interception, recovered a fumble, broke up four passes, credited with a quarterback hurry and earned one tackle for loss ... Hauled in his first interception of his career to seal Arkansas' 20-13 win over Portland State in the season opener on Aug. 30 ... Tallied seven tackles, six solo, at Ole Miss on Sept. 7, for a then-career-high total ... Recovered a fumble in the third quarter against the Rebels ... Posted six stops in two of the next three games, doing so against Colorado State (Sept. 14) and Texas A&M (Sept. 28) ... Put together his first double-digit tackle performance, notching 11 at Kentucky on Oct. 12 with eight solo tackles ... After eight stops against Auburn (Oct. 19), set another personal-best at Alabama (Oct. 26) with 13 tackles, including a career-high nine solo stops ... Finished the year with eight performances of at least five tackles, with nine against Mississippi State (Nov. 2), wrapping up the season finale with 12 total stops ... All three of his double-digit tackle games came against SEC opponents ... Posted PFF grades over 84.0 in three games, including a mark of 89.3 against Alabama.

2018 (FRESHMAN): Played in nine games for the Razorbacks in 2018, starting in the season finale at Missouri in the free safety slot ... Totaled 192 snaps played over the course of his freshman campaign, with 141 coming on defense and 51 on special teams, according to Pro Football Focus ... Recorded 11 total tackles, six solo ... Opened the season with two stops against Eastern Illinois (Sept. 1), then had one against North Texas (Sept. 15) and Tulsa (Oct. 20) before a season-high of four at Mississippi State (Nov. 17) and three to end the year at Missouri (Nov. 23) ... Posted his best overall defensive grade of the year against Eastern Illinois with a mark of 78.9 ... Had his top coverage grade come in that contest vs. the Panthers at 82.5 (PFF) ... Put together his top tackling mark at Mississippi State at 78.9, while earning his top run defense grade at 72.6 the following week at Missouri ... Part of a defensive crew that racked up 882 total tackles over the course of the 2018 campaign.

HIGH SCHOOL: Consensus three-star recruit by 247Sports, ESPN and Rivals ... Listed as the No. 548 ranked overall player in the nation, No. 21 ranked player in Louisiana and No. 43 safety according to 247Sports ... Considered the No. 18 player in Louisiana and No. 33 safety by Rivals ... Named to the 2017 LSWA AllState Class 4A Football Team as a senior ... Had 68 tackles, five interceptions, six forced fumbles, four fumble recoveries and 15 pass breakups ... As a junior, had 59 tackles, six interceptions, four forced fumbles, two fumble recoveries and scored five touchdowns in 2016 as a tremendous weapon in the kick return game as well ... Coached by Wayne Reese ... **CHOSE ARKANSAS OVER:** Alabama, Auburn, Texas A&M, LSU, Tennessee, Mississippi State, Ole Miss, Vanderbilt, Texas, Florida State, Michigan, TCU, Baylor, Oregon, Virginia Tech, Arizona and others.

FOUCHA'S CAREER DEFENSIVE STATS

	GP/GS	UA	A	TOTAL	TFL	SACK	FF/FR	INT	QBH	PD
2019	12/0	44	43	87	1.0	0.0	1/0	1	1	5
TOTAL	12/0	44	43	87	1.0	0.0	1/0	1	1	5



48 | **NICHOLAS
FULWIDER**

DL | 6-7 | 301 | Redshirt Sophomore
Tyrone, Ga. | Sandy Creek HS

2019 (REDSHIRT-FRESHMAN): Did not appear in any games in 2019.

2018 (FRESHMAN): Played in one game for the Razorbacks in 2018, appearing in the season opener vs. Eastern Illinois on Sept. 1 ... Totaled five snaps on the defensive line in that contest against the Panthers, according to Pro Football Focus ... Did not record any statistics in the game.

HIGH SCHOOL: Three-star recruit by ESPN, 247Sports and Rivals ... Top-100 player in Georgia by ESPN (No. 73), Rivals (No. 78) and 247Sports (No. 90) ... No. 36 ranked weak-side defensive end in the class by Rivals and the No. 34 strong-side defensive end by 247Sports ... Had 33 tackles, including a sack and four quarterback hurries as a senior in 2017 ... Recorded a strip sack and 4.0 tackles for loss in a 38-0 victory against Creekside ... Recorded 46 tackles and nine sacks as a junior in 2016 ... **CHOSE ARKANSAS OVER:** Mississippi State, Ole Miss, Wisconsin, West Virginia, North Carolina, Duke, Georgia Tech, Iowa State, Iowa, Louisville, Minnesota and others.

FULWIDER'S CAREER DEFENSIVE STATS

	GP/GS	UA	A	TOTAL	TFL	SACK	FF/FR	INT	QBH	PD
2018	1/0	0	0	0	0.0	0.0	0/0	0	0	0
2019 - REDSHIRT										
TOTAL	1/0	0	0	0	0.0	0.0	0/0	0	0	0



33 | **KARCH
GARDINER**

WR | 5-9 | 176 | Redshirt Freshman
El Paso, Texas | Del Valle HS

2019 (FRESHMAN): Saw action in one game against San Jose State on Sept. 21 ... Did not record any statistics.

HIGH SCHOOL: Four-year varsity letterwinner at Del Valle High School in El Paso, Texas, playing on both sides of the ball ... Recorded 103 total tackles over his high school career, with 35 stops coming as a senior in 2018 ... Posted eight interceptions and 30 passes defended as a Conquistador, racking up five picks as a junior ... Hauled in 137 receptions for 2,139 yards on the other side of the ball, going for 62 catches and 948 yards as a senior and 66 receptions and 1,046 yards during his junior year ... Caught 14 touchdown passes in back-to-back years in 2017 & 2018 ... Also lettered in basketball during his sophomore-senior campaigns.

GARDINER'S CAREER WIDE RECEIVER STATS

	GP/GS	REC	YDS	AVG/C	TD	LG
2019	1/0	0	0	0	0	0
TOTAL	1/0	0	0	0	0	0



RETURNING PLAYERS



73 | **NOAH
GATLIN**

OL | 6-7 | 307 | Redshirt Sophomore
Jonesboro, Ark. | Jonesboro HS

2019 (SOPHOMORE): Suffered an injury during preseason camp that sidelined him for the 2019 campaign.

2018 (FRESHMAN): Played in four games for the Razorbacks as a freshman in 2018, starting twice at left tackle at Colorado State (Sept. 8) and against North Texas (Sept. 15) ... Totaled 193 snaps on the offensive line over the course of the season, according to Pro Football Focus ... Allowed just two sacks during his time in pass protection ... Participated in 17 plays in the first game of the season, earning a 68.3 run blocking grade from PFF and an overall offensive mark 68.1 ... Had a season-high 78 snaps at Colorado State the following week after earning the starting nod ... Put together a best of 81.7 in pass protection, to go with a 67.6 run blocking grade to finish out at 68.5, also a 2018-best from the outlet ... Recorded 58 plays the next week against North Texas and did not play again until the final week of the year at Missouri, totaling 38 snaps ... All of his appearances came at left tackle, as he helped the Arkansas offense to 4,028 yards of total offense and 28 touchdowns, with 2,307 yards and 17 scores coming through the air.

HIGH SCHOOL: Consensus three-star recruit by 247Sports, ESPN and Rivals ... Rated the No. 793 overall player in the nation, the No. 62 offensive tackle in the class and the No. 8 prospect in Arkansas per the 247Sports Composite ... Considered the No. 75 offensive tackle and the No. 8 player in Arkansas by ESPN ... A three-year varsity starter ... Part of an offensive line that helped Jonesboro average 44.2 points per game over the last two seasons ... As a senior, graded at 88 percent and had 11 pancake blocks ... Helped pave the way for the Hurricane to total 2,395 yards rushing and average 6.8 yards per carry ... Provided time for his quarterbacks to throw for 2,711 yards and 31 touchdowns ... As a junior, blocked for 2,189 yards rushing and 29 TDs on the ground ... Part of an offensive line that cleared paths for Jonesboro to average 6.5 yards per carry ... Also provided time for his quarterbacks to total 3,418 yards and 46 TDs through the air ... Coached by Randy Coleman ... **CHOSE ARKANSAS OVER:** Mississippi State, Arizona State, Texas Tech, Virginia, Iowa State, Indiana and others.



5 | **DORIAN
GERALD**

DL | 6-3 | 288 | Redshirt Senior
Florence, S.C. | College of the Canyons [Calif.]

2019 (REDSHIRT JUNIOR): Played in the opening contest against Portland State, appearing in 20 snaps ... Had one tackle in the game against the Vikings and one pass breakup ... Suffered a season-ending injury during the contest and redshirted the remainder of the season.

2018 (JUNIOR): Played in eight games during his first season with the Razorbacks, starting the final two road matchups at defensive end ... Totaled 275 snaps over the course of the year, according to Pro Football Focus, with 245 coming on the D'line ... Racked up 21 tackles, eight solo, with 2.5 TFL for 13 yards ... Also broke up two passes and was credited with two quarterback hurries ... Opened the season with two tackles against Eastern Illinois (Sept. 1) ... Recorded multi-tackle performances in each of the last five games of the year, topping off with nine at Mississippi State on Nov. 17 ... Graded out above 71.0 in tackling from PFF in seven contests, hitting a season-high on the road against the Bulldogs at 79.2 ... Finished the year with an 83.4 overall mark in tackling from PFF ... Part of a defensive crew that racked up 882 total tackles over the course of the 2018 campaign.

PRIOR TO ARKANSAS: Four-star prospect per ESPN ... Rated the No. 1 defensive end in the country by ESPN and the No. 4 overall player on the ESPNJUCO 50 list ... Considered the No. 1 strongside defensive end by 247Sports ... No. 17 overall JUCO prospect in the nation by 247Sports ... Totaled 96 tackles, including 43.0 for loss and 22.0 sacks, over two seasons at the College of the Canyons ... Also broke up five passes, forced six fumbles and recovered two fumbles ... Collected 42 tackles, including 19.0 for loss and 10.0 sacks, to go along with two PBU's, two fumbles forced and one fumble recovered in 10 games played in 2017 ... In 2016, posted 54 tackles, including 24.0 for loss and a conference-best 12.0 sacks, in addition

to four breakups, four fumbles forced and one fumble recovered ... Earned first-team SCFA All-Conference honors ... Was the all-time sack leader when he left West Florence High School ... **CHOSE ARKANSAS OVER:** Florida, Florida State, Georgia, LSU, Miami, Nebraska, Oklahoma, South Carolina, Tennessee and others.

GERALD'S CAREER DEFENSIVE STATS

	GP/GS	UA	A	TOTAL	TFL	SACK	FF/FR	INT	QBH	PD
2018	8/2	8	13	21	2.5	0.0	0/0	0	2	0
2019	1/1	0	1	1	0.0	0.0	0/1	0	0	1
TOTAL	9/3	8	14	22	2.5	0.0	0/1	0	2	1



50 | **ERIC
GREGORY**

DL | 6-4 | 283 | Redshirt Freshman
Memphis, Tenn. | IMG Academy

2019 (REDSHIRT FRESHMAN): Played in two games as a freshman in 2019, appearing against Auburn (Oct. 19) and Mississippi State (Nov. 2) ... Totaled 27 snaps, 25 on the defensive line, according to Pro Football Focus ... Recorded four tackles, with two coming against Auburn and two against Mississippi State.

HIGH SCHOOL: Four-star prospect by Rivals and ESPN ... Rated as the No. 32 strongside defensive end in the country and 38th overall player in the state of Florida by Rivals ... Three-year varsity letterwinner, playing his final high school season at IMG Academy in Bradenton, Florida ... Totaled 17 tackles, 10 solo, along with 3.5 tackles for loss, including 1.5 sacks as a senior ... Helped IMG Academy to a 7-1 record in 2018 ... Racked up 56 tackles, 16 for loss, with 12 sacks as a junior at Memphis Central High School in 2017 ... **CHOSE ARKANSAS OVER:** Auburn, LSU, Mississippi State, Ole Miss, South Carolina, Tennessee, Memphis and others.

PERSONAL: Born Sept. 13, 2000 ... Son of Aneesh Wallace ... Has one sibling, Aariona.

GREGORY'S CAREER DEFENSIVE STATS

	GP/GS	UA	A	TOTAL	TFL	SACK	FF/FR	INT	QBH	PD
2019	2/0	1	3	4	0.0	0.0	0/0	0	0	0
TOTAL	2/0	1	3	4	0.0	0.0	0/0	0	0	0



92 | **ELIAS
HALE**

DL | 6-4 | 251 | Redshirt Senior
Fayetteville, Ark. | Fayetteville HS

2019 Fall SEC Academic Honor Roll

2018 Fall SEC Academic Honor Roll

2017 Fall SEC Academic Honor Roll

2019 (JUNIOR): Did not play in any games in 2019.

2018 (SOPHOMORE): Did not play during the 2018 season.

2017 (REDSHIRT FRESHMAN): Did not play in any games.

2016 (FRESHMAN): Redshirted during initial year with the program.

HIGH SCHOOL: Ranked the No. 8 player in the state of Arkansas by 247Sports ... Helped Fayetteville finish 13-2 overall and win the state championship in 2015 after a runner-up finish in 2014 ... Totaled 61 tackles, 7.0 for loss, a team-high 8.0 sacks, 22 quarterback hurries, three forced fumbles, one pass breakup and one blocked field goal as a senior ... Racked up seven sacks as a junior ... **CHOSE ARKANSAS OVER:** California, Air Force, Army and others.

PERSONAL: Born on May 2, 1997 ... Son of Casey and Kiersten Hale ... Has two brothers, Izzy and Kai, and one sister, Karstin ... Nephew of Ryan Hale, who played football at Arkansas from 1995-98 ... Recreation and sport management major.



RETURNING PLAYERS



41 | **T.J. HAMMONDS**

RB | 5-10 | 192 | Redshirt Senior
Little Rock, Ark. | Joe T. Robinson HS

2019 (REDSHIRT JUNIOR): Played in five games for the Razorbacks in 2019 ... Totaled 47 plays, 36 on offense, according to Pro Football Focus ... Recorded 65 rushing yards on eight carries, while hauling in four passes for 10 yards, with three kick returns for a total of 61 yards ... Caught two passes for eight yards in his first game of the year against Texas A&M on Sept. 28 ... Had one rush against both Auburn (three yards) and Alabama (seven yards) ... Ran the ball once vs. Western Kentucky (Nov. 9) for 29 yards, his longest of the season, caught a pass for seven yards and returned all three of his kickoffs for 61 yards, the longest going for 34 yards ... Totaled 26 yards in his final game of the year at LSU on five carries.

2018 (JUNIOR): Played in four games for the Razorbacks as a junior in 2018 ... Totaled 40 snaps on offense, according to Pro Football Focus, participating in each of the first three games of the year, as well as the fifth week of the season against Texas A&M ... Ran for 28 yards on 10 carries, averaging 2.8 yards per rush ... Hauled in four catches for 84 yards and a touchdown, rattling off a longest reception of 64 yards at Colorado State on Sept. 8 ... Longest catch of the year by a Razorback in 2018 ... Posted a 2018-best of 14 yards on three carries in the season opener against Eastern Illinois ... One of three games with three carries, also doing so against Colorado State (eight yards) and Texas A&M (six yards) ... Caught two passes vs. North Texas for 17 yards on Sept. 15 ... Helped the Arkansas offense to 4,028 yards of total offense and 28 touchdowns, including 1,721 yards on the ground and 2,307 through the air.

2017 (SOPHOMORE): Saw action in all 12 games ... Rushed 32 times and was fourth on the team in rushing yards (262) ... Found the end zone twice – an 88-yard run and a 60-yard catch ... Turned a pair of receptions into 64 yards, highlighted by a 60-yard touchdown grab ... Logged nine runs for a first down, nine for 10-plus yards and four for 20-plus yards ... at Ole Miss (Oct. 28): Rushed a season-high 11 times for 84 yards ... Had a pair of 20-plus yard runs and four carries that resulted in first downs ... vs. Coastal Carolina (Nov. 4): Followed up with a career performance that included 119 yards (his first 100-yard game) and an 88-yard score on the ground and a 60-yard score on his first career reception ... His 88-yard touchdown run came in the fourth quarter and was the sixth-longest run in school history and the team's longest play from scrimmage on the season ... Finished with 179 all-purpose yards ... Averaged 22.4 yards per play with three of his eight touches resulting in more than 20 yards ... Became just the fourth player in school history to score multiple 60-yard touchdowns in a single game since 1997.

2016 (FRESHMAN): Flashed big play ability as a true freshman ... Rushed 15 times for 88 yards, good for a 5.9 yard per carry average ... Produced three 10-yard runs out of his 15 touches ... Rushed for four first downs ... Used in wildcat formations ... Also used on kick-off return and had one return for 16 yards ... vs. Alcorn State (Oct. 1): Scored his first career touchdown on a 5-yard run in the fourth quarter to cap a 29-yard day on the ground in his hometown of Little Rock ... at Mississippi State (Nov. 19): Broke a season-long 30-yard run during a 58-42 win in which Arkansas ran for 357 yards.

HIGH SCHOOL: Consensus four-star recruit by ESPN, Rivals, Scout and 247Sports ... Consensus national top 250 overall ranking by every recruiting service, with a best of No. 205 by Scout ... National top 20 athlete ranking by Rivals, Scout and 247 Sports, with a best of No. 13 by 247Sports ... No. 2 overall ranking in the state of Arkansas by ESPN and Rivals and No. 3 by 247Sports ... Earned 2015 ALL-USA Arkansas Football first team honors ... Named to the 2015 All-Arkansas Preps second team as a running back ... Chosen as Hawgs247 Class of 2016 All-State running back ... As a senior, had 27 receptions for 662 yards and six touchdowns, while rushing 100 times for 1,404 yards and 22 touchdowns ... Selected as the THVII Red Zone Player of the Week after running four times for 65 yards and four touchdowns in Joe T. Robinson High School's 43-13 win over Clinton on Oct. 16, 2015 ... As a junior, had 42 receptions for 1,109 yards and 11 touchdowns, while rushing 66 times for 835 yards and six touchdowns ... Chosen as a Scout Top Performer after rushing for 301 yards on 13 carries in Joe T. Robinson High School's 59-20 victory over Baptist Prep on Sept. 25, 2015 ... Carried the ball 52 times for 675 yards and eight touchdowns, while hauling in 11 receptions for 225 yards and four touchdowns as a sophomore ... Coached by Todd Eskola ... **CHOSE ARKANSAS OVER:** Georgia, Vanderbilt, Oklahoma State, TCU, Arizona, Arizona State, Duke and others.

PERSONAL: Born on April 24, 1998 ... Son of Theron Hammonds and Nikkita Neely ... Full name is Theron JaQuawn Hammonds ... Kinesiology major.

HAMMONDS' CAREER RUSHING/RECEIVING STATS

	GP/GS	ATT	YDS	AVG/G	TD	LG	REC	YDS	AVG/C	TD	LG
2016	8/0	15	88	11.0	1	30	0	0	0.0	0	0
2017	12/0	32	262	21.8	1	88	2	64	32.0	1	60
2018	4/0	10	28	7.0	0	10	4	84	21.0	1	64
2019	5/0	8	65	13.0	0	29	4	10	2.5	0	7
TOTAL	29/0	65	443	15.3	2	88	10	158	15.8	2	64

HAMMONDS' CAREER KICK RETURN STATS

	NO.	YDS	TD	LG	AVG/R
2016	1	16	0	16	16.0
2017	0	0	0	0	0.0
2018	0	0	0	0	0.0
2019	3	61	0	34	20.3
TOTAL	4	77	0	34	19.2



95 | **MORGAN HANNA**

DL | 6-4 | 221 | Redshirt Freshman
Greenwood, Ark. | Greenwood HS

FRESHMAN (2019): Did not appear in any games during the 2019 season.

HIGH SCHOOL: Three-year varsity letterwinner at Greenwood High School in Greenwood, Arkansas ... Recorded 90 total tackles, 19 for loss, to go with eight sacks and 12 quarterback hurries over his senior season ... Helped the Bulldogs to a 12-1 overall record en route to the 2018 6A State Championship, the program's second consecutive title ... Tallied 74 total stops in 2017, with 25 tackles for loss, including seven sacks and a forced fumble as part of a spotless 13-0 season for Greenwood.



RETURNING PLAYERS



27 HAYDEN HENRY

LB | 6-2 | 229 | Senior
Little Rock, Ark. | Pulaski Academy

2019 Fall SEC Academic Honor Roll
2018 Fall SEC Academic Honor Roll

2019 (JUNIOR): Played in 10 games for the Razorbacks in 2019 ... Saw time at both linebacker and on special teams, totaling 366 plays, with 197 coming in defensive snaps ... Recorded 31 tackles, 16 solo, with 2.5 for loss, including a sack, with two pass breakups and a forced fumble ... Only tackle in the season opener against Portland State was a sack for seven yards ... Tallied four stops in the first SEC game of the year at Ole Miss on Sept. 7 ... Racked up a season-high seven tackles, with 1.5 for loss, against Colorado State on Sept. 14 ... Forced a fumble in the fourth quarter, that was returned for a touchdown by LaDarrius Bishop to put away the Rams ... Had a tackle against both San Jose State and Texas A&M in each of the next two games, before racking up four at Kentucky, all solo, on Oct. 12 ... Posted two solo stops against Auburn, followed by four at Alabama (Oct. 26), six against Mississippi State (Nov. 2) and one in the home finale against Western Kentucky, his final game of the 2019 season ... Put together six PFF tackling grades over 73.0, with a season-best 80.1 at Kentucky ... Notched his best coverage grade at 80.8 vs. Colorado State, with his top overall defensive mark in the season opener vs. Portland State at 73.3.

2018 (SOPHOMORE): Played in all 12 games for the Razorbacks as a sophomore in 2018, starting week five vs. Texas A&M (Sept. 29) at the weak side inside linebacker spot ... Totaled 413 snaps over the course of the season, according to Pro Football Focus, including 115 on the defensive side of the ball, while also spending time on Arkansas' various special teams units ... Recorded 24 total tackles, nine solo ... Opened the season with three tackles vs. Eastern Illinois and followed it up with a two-tackle game at Colorado State on Sept. 8, both solo ... Produced a then-season-best six tackles vs. Alabama on Oct. 6, before increasing that total to eight in the home finale against LSU ... Put together three tackling grades from PFF above 77.0 ... Topped out at 81.3 in the category vs. the Aggies, then hit 80.1 in week nine vs. Vanderbilt (Oct. 27) ... Part of a defensive crew that racked up 882 total tackles over the course of the 2018 campaign.

2017 (FRESHMAN): Saw action in all 12 games ... Played a key role on special teams and recorded three tackles ... Earned a scholarship following the season.

HIGH SCHOOL: A three-star recruit by 247Sports ... Ranked as the No. 13 player in the state of Arkansas by 247Sports ... Named the Arkansas Democrat-Gazette All-Arkansas Preps Defensive Player of the Year in 2016 ... Earned 2016 ALL-USA Arkansas honors ... Named the 2016 Arkansas Class 5A Player of the Year by the Little Rock Touchdown Club ... Also tabbed the Class 5A Defensive Player of the Year by Hooten's Arkansas Football ... Helped Pulaski Academy to a 13-1 record in 2016 and win three consecutive state championships ... Ranked second on the team with 93 tackles, 9.5 tackles for loss and a team-best four interceptions in 14 games played as a senior ... Added one sack, defended 10 passes, recovered three fumbles and forced fumble ... Led the team with 39 solo stops ... Made a tackle in all 14 contests ... Posted double-digit tackles three times, including a season-high 18 in the state championship against Wynne ... As a junior, finished second on the team with 89 tackles ... Tallied 6.0 tackles for loss, eight pass breakups and one quarterback hurry ... Made 35 tackles, forced four interceptions and had two fumble recoveries as a sophomore ... Coached by Kevin Kelley ... **CHOSE ARKANSAS OVER:** Air Force, Navy and others.

PERSONAL: Born on Feb. 14, 1999 ... Son of Jenny and Mark Henry ... Mark, played football for the Razorbacks from 1988-1991 and was an All-Southwest Conference center as a senior ... Jenny also attended the University of Arkansas ... Grandson of Skip Coffman, who played basketball for Arkansas from 1957-62 ... Has three siblings: Hunter, Hudson and Hope ... Hunter was an All-American tight end for the Razorbacks from 2013-15 and went on to be selected by San Diego in the second round of the 2016 NFL draft with the 35th overall pick ... Finance major.

HENRY'S CAREER DEFENSIVE STATS

	GP/GS	UA	A	TOTAL	TFL	SACK	FF/FR	INT	QBH	PD
2017	12.0	3	0	3	0.0	0.0	0/0	0	0	0
2018	12/1	9	15	24	0.0	0.0	0/0	0	0	0
2019	10.0	16	15	31	2.5	1.0	1/0	0	0	2
TOTAL	34/1	28	30	58	2.5	1.0	1/0	0	0	2



82 HUDSON HENRY

TE | 6-5 | 249 | Redshirt Freshman
Little Rock, Ark. | Pulaski Academy

2019-20 First-Year SEC Academic Honor Roll

2019 (REDSHIRT FRESHMAN): Played in three games as a freshman for the Razorbacks in 2019 ... Totaled 52 snaps on offense according to Pro Football Focus, seeing 18 against both Mississippi State (Nov. 2) and LSU (Nov. 23) ... Hauled in three passes for 15 yards, including a 14-yard catch against LSU as part of a two-reception, 17-yard day ... Earned an 80.4 offensive grade from PFF against the Tigers.

HIGH SCHOOL: Four-star prospect by Rivals, 247Sports and ESPN ... Ranked as the top tight end in the country and the No. 1 player in the state of Arkansas by ESPN ... Landed in the outlet's Top 300 players at 52nd in the 2019 recruiting class ... Four-year varsity letterwinner at Pulaski Academy in Little Rock, Arkansas ... Racked up 1,207 receiving yards on a team-high 86 catches as a senior for the Bruins ... Averaged 14.0 yards per catch and 92.8 yards per game through 14 contests, hauling in 14 touchdowns in 2018 ... Helped Pulaski Academy to a 12-2 overall record, 7-0 in district play, falling in the 2018 Centennial Bank State 5A championship game on Dec. 2 ... Three-time Arkansas state champion, propelling the Bruins to titles in 2015, 2016 and 2017, putting together a 53-3 overall record as a high school tight end ... Tallied 984 yards on 72 receptions in 2017, averaging 13.7 yards per catch and 70.3 per game to go with 10 touchdowns ... Found the end zone 27 times in high school, totaling 2,509 receiving yards over four years ... Under Armour All-American ... 2018 All-USA Today Preseason High School Football Team ... Invited to play in the Under Armour All-American Game on Jan. 3 ... **CHOSE ARKANSAS OVER:** Alabama, Auburn, Florida, LSU, Ole Miss, Tennessee, Vanderbilt, Clemson, Michigan, Notre Dame, Ohio State, Oregon, Penn State, Stanford, Wisconsin and others.

PERSONAL: Born Nov. 20, 2000 ... Son of Jenny and Mark Henry ... Continues a long lineage of Henry family members to sign collegiately at Arkansas: Grandfather Skip Coffman played basketball for the Razorbacks (1959-63), father Mark Henry earned All-Southwest Conference honors as an offensive lineman for the football program (1988-91), brother Hunter picked up All-America honors as a tight end at Arkansas (2013-15) and is currently in the NFL with the San Diego Chargers, and brother Hayden is currently a linebacker for the Razorbacks (2017-present).

HENRY'S CAREER RECEIVING STATS

	GP/GS	REC	YDS	AVG/C	TD	LG
2019	3/0	3	15	5.0	0	14
TOTAL	3/0	3	15	5.0	0	14





RETURNING PLAYERS



3

**KOILAN
JACKSON**

WR | 6-2 | 228 | Redshirt Junior
Little Rock, Ark. | Joe T. Robinson HS

2019 (REDSHIRT JUNIOR): Played in 11 of 12 games for the Razorbacks in 2019, starting once at wide receiver against Texas A&M on Sept. 28 ... Totaled 186 snaps over the course of the season, 168 on offense ... Recorded three catches for 38 yards, scoring one touchdown ... Averaged 12.7 yards per catch ... Hauled in his first pass of the season at Ole Miss in the conference opener on Sept. 7, which was a 13-yard pass in the fourth quarter ... Scored later on the same drive on a six-yard pass from Nick Starkel for his lone TD of the year ... His third reception and longest of the season came against Texas A&M, bringing in a 19-yard pass from Ben Hicks in the third quarter at the start of an eight-play, 84-yard touchdown drive.

2018 (REDSHIRT FRESHMAN): Played in three games for the Razorbacks in 2018, appearing in the season opener and the final two contests of the year ... Totaled eight snaps over the course of the three games, all on the offensive side of the ball, according to Pro Football Focus ... Caught one pass for 13 yards in the last game of the season at Missouri (Nov. 23) on the final play of regulation ... Targeted twice over his eight snaps played (PFF), with the other coming the week before at Mississippi State on a pass over the middle of the field from within 10 yards of the line of scrimmage.

2017 (FRESHMAN): Redshirted during initial year with the program after a knee injury during fall camp.

HIGH SCHOOL: A four-star prospect according to ESPN ... Tabbed as a top-five player in the state of Arkansas by ESPN, 247Sports and Rivals, with a best of No. 2 by 247Sports ... Ranked as the No. 26 wide receiver in the class by 247Sports as well as the No. 2 wide receiver in the state of Arkansas by Scout ... Rated as the No. 167 overall player in the nation by 247Sports ... Helped Joe T. Robinson High School to a 12-2 overall record with a 6-1 mark in conference play in 2016 ... Finished his senior season with 57 receptions for 1,206 yards and 12 touchdowns ... Added 487 rushing yards and eight touchdowns on 56 carries ... Also completed 5 of 9 passes for 80 yards and three touchdowns ... Logged seven games of 100 or more receiving yards ... Averaged 21.2 yards per catch and 92.8 receiving yards per contest ... Racked up 469 receiving yards and nine total touchdowns through the team's first four games ... Totaled 100 or more receiving yards in four of the team's first five games ... Had a streak of three straight 100-yard receiving games later in the season ... Rumbled for 141 yards and one TD on 19 carries, while going 1 for 3 passing for 15 yards against Warren High School in the Class 4A quarterfinals ... Had four receptions for 106 yards and two touchdowns from 38 and 27 yards out without playing in the second half of Joe T. Robinson's 51-28 season-opening win over Lakeside High School ... Made six catches for 128 yards and a TD in a win over Arkadelphia High School ... Hauled in five receptions for 176 yards and three touchdowns to help Joe T. Robinson in a 47-18 win over Fountain Lake High School ... Transferred to Joe T. Robinson from Parkview High School following his junior season in 2015 ... Produced 3,000 yards of total offense and 38 touchdowns in 2015 as the quarterback for Parkview ... **CHOSE ARKANSAS OVER:** Illinois, Memphis, Louisiana-Monroe, Army and others.

PERSONAL: Born on Sept. 20, 1999 ... Son of Melanie and two-time All-America and All-Pro tight end Keith Jackson Sr. ... Keith, a member of the College Football Hall of Fame, played at Oklahoma from 1984-87 and served as a member of the Razorback Sports Network as a color analyst on radio broadcasts from 2000-16 ... Has two brothers, Keith Jr. and Kenyon ... Keith Jr., was an All-SEC defensive tackle for the Razorbacks from 2003-06 before playing in the NFL for the St. Louis Rams and San Diego Chargers ... Kenyon is a sophomore defensive lineman at Illinois ... Undecided on a major.

JACKSON'S CAREER RECEIVING STATS

	GP/GS	REC	YDS	AVG/C	TD	LG
2018	3/0	1	13	13.0	0	13
2019	11/1	3	38	12.7	1	19
TOTAL	14/1	4	51	12.8	1	19



99

**ENOCH
JACKSON JR.**

DL | 6-0 | 298 | Redshirt Freshman
Mansfield, Texas | Mansfield Legacy HS

2019 (REDSHIRT FRESHMAN): Played in two games, appearing in 17 total snaps in games against Mississippi State (Nov. 2) and Western Kentucky (Nov. 9) ... Saw his most action against the Bulldogs, with 13 snaps on the defensive line in the game ... Did not record any statistics in 2019.

HIGH SCHOOL: Three-star prospect by Rivals, 247Sports and ESPN ... Rated as the No. 28 defensive tackle in the country and 62nd overall player in the state of Texas by Rivals ... Three-year varsity letterwinner at Mansfield Legacy High School ... Posted 28 tackles, eight for loss, including four sacks, seven quarterback hurries, two forced fumbles and one recovery as a senior ... Invited to play in the Offense-Defense All-American Bowl on Dec. 31 ... Tallied 52 tackles, 19 for loss, with six sacks during his junior season ... Helped the Broncos to 29 victories over three years playing at the varsity level, including a tough loss in the Texas 5A-II state semifinal game in 2017 ... District 10-5A Defensive MVP in 2017 ... Rivals 3 Stripe Camp Series Defensive Line MVP ... Also played high school basketball ... **CHOSE ARKANSAS OVER:** Florida, Georgia, LSU, Missouri, Clemson, Oklahoma State, Texas Tech, Purdue and others.

PERSONAL: Enoch (ee-knock) ... Born Dec. 16, 2000 ... Son of Yasmin and Enoch Jackson Sr. ... Has two siblings, Esmin and Ashlynn.

JACKSON'S CAREER DEFENSIVE STATS

	GP/GS	UA	A	TOTAL	TFL	SACK	FF/FR	INT	QBH	PD
2019	2/0	0	0	0	0.0	0.0	0/0	0	0	0
TOTAL	2/0	0	0	0	0.0	0.0	0/0	0	0	0



RETURNING PLAYERS



1 KJ JEFFERSON

QB | 6-3 | 236 | Redshirt Freshman
Sardis, Miss. | North Panola HS

2019 (FRESHMAN): Played in three games, starting one, as a true freshman for the Razorbacks in 2019 ... Appeared in games against Mississippi State (Nov. 2) and Western Kentucky (Nov. 9), before making his first collegiate start at LSU on Nov. 23 ... Made his debut against the Bulldogs and immediately made his presence known, rushing for 21 yards on his first snap ... After a 32-yard pass to Treyton Burks, Jefferson completed his first collegiate drive (four plays, 75 yards) with a five-yard touchdown run ... Saw 40 snaps against WKU, throwing for 60 yards on 6-of-15 passing, while rushing for 32 yards on 16 carries, scoring on a two-yard run ... Started against the top-ranked Tigers, going 7-of-14 for 105 yards passing in Baton Rouge ... First 100-yard passing game by an Arkansas QB since Oct. 19 against Auburn.

HIGH SCHOOL: Four-star prospect by Rivals, 247Sports and ESPN ... Rated as the fourth-ranked dual-threat quarterback in the country by 247Sports ... Slotted as the 12th overall player in the state of Mississippi by Rivals ... Placed in the Rivals Top 250 at No. 248 ... Four-year varsity letterwinner in football and basketball at North Panola High School in Sardis, Mississippi ... Helped the Cougars to the Mississippi state 3A semifinals, finishing the 2018 campaign with a 12-2 overall record ... Racked up 3,180 yards through the air on 166 of 275 passing in 14 games for a .604 completion percentage ... Averaged 227.1 yards per game, 19.2 per reception, with 37 passing touchdowns ... Second on the team in rushing by 40 yards, carrying the ball 115 times for 916 yards and seven touchdowns ... Played in the 2018 Alabama vs. Mississippi All-Star Game on Dec. 17 the 2019 International Bowl ... Back-to-back years throwing for 3,000+ yards, also doing so in 2017 ... Totaled 3,028 yards on 150 of 236 passing as the starting QB for the Cougars as a junior ... Tossed 36 touchdowns and three interceptions for a .636 completion percentage, averaging 216.3 yards per game ... Had a career year on the ground, rushing for 1,325 yards on 139 carries, scoring eight times with six games over 100 yards rushing ... Dropped the state semifinal game, completing 2017 with a 13-1 mark ... Completed his high school career with 40 wins, 9,582 passing yards, 2,922 rushing yards and 143 total touchdowns, including 119 passing ... **CHOSE ARKANSAS OVER:** Georgia, Kentucky, Mississippi State, Missouri, Ole Miss, Texas A&M, Vanderbilt, Baylor and others.

PERSONAL: Born May 20, 2001 ... Son of Katorie and James Moore ... Has one sibling, Jakaelyn.

JEFFERSON'S CAREER PASSING STATS

	GP/GS	COMP	ATT	PCT	YDS	TD	INT	LG
2019	3/1	14	31	45.2	197	0	1	38
TOTAL	3/1	14	31	45.2	197	0	1	38

JEFFERSON'S CAREER RUSHING STATS

	ATT	YDS	AVG/G	TD	LG
2019	3	30	19.3	2	21
TOTAL	3	30	19.3	2	21



47 CEDRIC JOHNSON

LB | 6-0 | 200 | Redshirt Sophomore
Dallas, Texas | University of Mary

SOPHOMORE (2019): Did not play in any games during the 2019 season.

PRIOR TO ARKANSAS: Spent his first year at University of Mary, but did not compete in any games ... A three-time 1st team all-conference performer at Sachse High School in Sachse, Texas ... A standout at Linebacker for the Mustangs ... Recorded an impressive 101 tackles, 12 tackles for loss, two forced fumbles and two sacks his senior season ... The son of Darlene Perkins.



9 JOHN STEPHEN JONES

QB | 5-11 | 202 | Redshirt Sophomore
Dallas, Texas | Highland Park HS

2019 (REDSHIRT FRESHMAN): Played in three games in 2019, starting Arkansas' home finale against Western Kentucky on Nov. 9 ... Appeared in 62 snaps, seeing the most action against Alabama in Tuscaloosa in relief on Oct. 29 ... Completed 13 passes for 101 yards, connecting for two touchdowns on the year ... Also rushed for 22 yards on 11 attempts ... Saw his first action of the year against the Crimson Tide, going 6-for-7 for 49 yards and a touchdown, hitting C.J. O'Grady for an eight-yard pass at the beginning of the fourth quarter, his first career touchdown pass ... Threw another TD pass against Mississippi State on Nov. 2, finding Mike Woods for an 11-yard score in the third quarter of the contest ... Finished the game with a 4-of-9 line for 25 yards ... Made his first collegiate start against WKU, going 3-for-10 for 27 yards ... Part of an offense that finished with 4,081 total yards and 28 touchdowns, including 2,315 yards and 14 scores through the air.

2018 (FRESHMAN): Played in three games for the Razorbacks as a freshman ... Totaled 20 snaps over his appearances against North Texas, Mississippi State and Missouri, according to Pro Football Focus, with a high of nine in the season finale against the Tigers in Columbia ... Completed two passes on eight attempts, going for 18 yards with a long of 13 against Missouri ... His first completion of the year came at Mississippi State on a five-yard play.

HIGH SCHOOL: Rated a three-star prospect by 247Sports and ESPN ... Ranked the No. 42 pro-style quarterback in the class and the No. 154 overall recruit from the state of Texas, according to the 247Sports ... Completed 505 of 777 passes for 7,965 yards, 90 touchdowns and 12 interceptions and ran 265 times for 674 yards and 19 touchdowns during his career at Highland Park ... As a senior, led Highland Park to a second straight state title in December ... Finished the season with 5,200 total yards and 71 touchdowns, and was voted District 15-5A MVP, all-state honorable mention and won the 2017 Landry Award ... Finished with 564 yards and four touchdowns on 37-of-58 passing in the 53-49 win over Manvel at AT&T Stadium, becoming the first player to throw for more than 500 yards in a University Interscholastic League championship game and setting title-game records for completions and attempts ... Led his team on a nine-play drive that included a 4th-and-15 conversion and concluded with a go ahead touchdown pass, his 61st of the season with 34 seconds remaining ... Named the Offensive MVP of the state championship game, the Dallas Morning News SportsDay Area Offensive Player of the Year and the Built Ford Tough Class 5A Player of the Year in Texas ... Is the grandson of Dallas Cowboys owner Jerry Jones, who was a co-captain on Arkansas' 1964 national title team ... His father, Stephen Jones, also played for the Razorbacks and is the Cowboys vice president ... Coached by Randy Allen at Highland Park ... **CHOSE ARKANSAS OVER:** Texas Tech, SMU and others.

PERSONAL: Is the grandson of Dallas Cowboys owner Jerry Jones

JONES' CAREER PASSING STATS

	GP/GS	COMP	ATT	PCT	YDS	TD	INT	LG
2018	3/0	2	8	25.0	18	0	1	13
2019	3/1	13	26	50.0	101	2	1	12
TOTAL	6/1	15	34	44.1	119	2	2	13

JONES' CAREER RUSHING STATS

	ATT	YDS	AVG/G	TD	LG
2018	3	15	5.0	0	15
2019	11	22	7.3	0	12
TOTAL	14	37	6.2	0	15



RETURNING PLAYERS



70 | **LUKE JONES**

OL | 6-5 | 294 | Redshirt Sophomore
Little Rock, Ark. | Notre Dame

REDSHIRT-FRESHMAN (2019): Sat out due to transfer rules.

PRIOR TO ARKANSAS: Spent his first year at Notre Dame, but did not play in any games ... Four-year letterwinner at Pulaski Academy in Little Rock, Arkansas ... Rated as the No. 43 offensive tackle nationally by 247Sports.com and No. 4 player from Arkansas by 247Sports & Rivals ... Named to 2017 USA Today American Family Insurance All-USA Arkansas Football Team ... Helped Pulaski Academy to four consecutive Arkansas 5A State Championships ... Pulaski Academy registered a 54-2 record over his four-year varsity career, including a 49-1 mark as a starter ... Captured the 2017 Willie Roaf Award, which is presented to the top Arkansas high school offensive lineman ... 2017 Arkansas Activities Association Football Class 5A First Team All-State.



87 | **BLAKE KERN**

TE | 6-4 | 269 | Redshirt Senior
Lamar, Ark. | Lamar HS

2019 Fall SEC Academic Honor Roll
2018 Fall SEC Academic Honor Roll

2019 (REDSHIRT JUNIOR): Played in all 12 games for the Razorbacks in 2019, seeing time lined up at both tight end and on special teams ... Appeared in a total of 216 plays, with 66 at TE for Arkansas, according to Pro Football Focus ... Did not record any statistics ... Posted his top PFF offensive grade against WKU on Nov. 9 at 74.4, seeing nine of his 10 plays in run blocking schemes.

2018 (REDSHIRT SOPHOMORE): Played in 10 games for the Razorbacks in 2018 ... Totaled 59 snaps over the course of his sophomore season, according to Pro Football Focus, 10 at the tight end spot and 49 on field goal/extra point kicks ... Did not record any statistics.

2017 (REDSHIRT FRESHMAN): Did not play in any games.

2016 (FRESHMAN): Redshirted during initial year with the program.

HIGH SCHOOL: Hauled in 16 receptions for 332 yards and nine touchdowns as a senior ... Rushed for 675 yards on 88 carries and six touchdowns ... Recorded 61 tackles, 2.0 tackles for loss, 2.0 sacks, three interceptions, a forced fumble, a recovered fumble and one pass deflection at defensive end ... Coached by Josh Jones.

PERSONAL: Born on Aug. 25, 1997 ... Son of Bart and Aimee English ... Has a younger sister, Taylor English ... Recreation and sport management major.

KERN'S CAREER RECEIVING/KICK RETURN STATS

	GP/GS	REC	YDS	AVG/C	TD	LG	NO.	YDS	TD	LG	AVG/R
2018	10/0	0	0	0	0	0	-	-	-	-	-
2019	12/0	0	0	0	0	0	1	11	0	11	11.0
TOTAL	22/0	0	0	0	0	0	1	11	0	11	11.0



7 | **TREY KNOX**

WR | 6-5 | 207 | Sophomore
Murfreesboro, Tenn. | Blackman HS

2019-20 First-Year SEC Academic Honor Roll

2019 (FRESHMAN): Started all 11 games he played at wide receiver as a freshman for the Razorbacks in 2019 ... Saw most of his snaps (512) out wide with 21 coming in the slot and four lined up in the backfield according to Pro Football Focus ... Hauled in 28 passes for 385 yards, scoring three times, averaging 13.8 yards per catch and 35.0 yards per game ... Ranked third among SEC freshman receivers in yards (385), yards per catch (13.8), receptions per game (2.5) and yards per game (35.0) ... Was third on the team in receiving yards ... Totaled 96 yards after catch ... Caught one pass in the season opener vs. Portland State for 38 yards ... Racked up a team-best six catches and 88 yards in the conference-opening game at Ole Miss on Sept. 7 ... Had a 49-yard reception in the contest, which was the longest play from scrimmage for the second consecutive game and the longest reception by a true freshman since Hunter Henry's 52-yard catch against Texas A&M (Sept. 28, 2013) ... Added six more catches for 90 yards against Colorado State, scoring his first touchdown on a 24-yard pass from Nick Starkel in the first quarter ... Hauled in another touchdown the following week against San Jose State, with a season-high eight receptions on 83 yards ... Scored on an eight-yard pass from Starkel in the fourth quarter to tie the game ... Posted his best receiving grades from PFF against the Spartans, with an 84.0 mark and a total offensive grade of 85.3 in the game ... One of three Razorbacks to record a touchdown catch in back-to-back games in 2019 ... Returned from injury to catch two passes for 24 yards against Kentucky (Oct. 12) and three for 34 yards vs. Auburn (Oct. 19) ... Only tallied two receptions over the final five games, one against Mississippi State (Nov. 2) for nine yards and a 19-yard TD catch vs. Missouri (Nov. 29) in the season finale ... Part of an offense that recorded 2,315 passing yards and 14 touchdowns through the air.

HIGH SCHOOL: Four-star prospect by Rivals, 247Sports and ESPN ... Ranked as the No. 16 wide receiver in the country and the No. 4 player in the state of Tennessee by Rivals ... Rated 274th in ESPN's Top 300 in this year's recruiting class ... Four-year varsity letterwinner at Blackman High School in Murfreesboro, Tennessee ... Racked up 558 receiving yards on 35 receptions and four touchdowns in 10 games for the Blaze, averaging 16.1 yards per catch ... Also rushed for 301 yards on 34 carries with five TDs ... Played on both sides of the ball, recording 19 tackles, 12 solo, with five for loss and three sacks ... Helped Blackman HS to a 10-2 record and a second round berth in the 2018 Tennessee High School Football Division I Class 6A playoffs ... Led the team in receiving as a junior with 667 yards on 52 receptions, scoring five times in 12 contests in 2017 ... Propelled the Blaze to a 9-3 season and a second round appearance in the Tennessee state Division I Class 6A tournament ... Posted a career-best 669 receiving yards on 54 catches and 10 touchdowns, all the best marks among Blackman HS receivers ... **CHOOSE ARKANSAS OVER:** Auburn, Florida, Kentucky, LSU, Mississippi State, Ole Miss, South Carolina, Tennessee, Vanderbilt, Clemson, Notre Dame, Ohio State, Penn State and others.

PERSONAL: Born Aug. 14, 2001 ... Son of Katina and William Knox ... Has two siblings, Rachel and Katera.

KNOX'S CAREER RECEIVING STATS

	GP/GS	REC	YDS	AVG/C	TD	LG
2019	11/11	28	385	13.8	3	49
TOTAL	11/11	28	385	13.8	3	49





RETURNING PLAYERS



62 | **BRADY LATHAM**

OL | 6-5 | 296 | Redshirt Freshman
Jenks, Okla. | Jenks HS

2019-20 First-Year SEC Academic Honor Roll

2019 (REDSHIRT FRESHMAN): Played in three games as a freshman for the Razorbacks in 2019, seeing time against Colorado State (Sept. 14), Alabama (Oct. 26) and Mississippi State (Nov. 2) ... Totaled seven snaps on the offensive line, three in both SEC games, according to Pro Football Focus ... Six of his seven plays were in run protection schemes ... Blocked for an offense that scored 28 times and racked up 4,081 total yards, including 2,315 passing yards, 1,766 rushing yards and 14 touchdowns both through the air and on the ground.

HIGH SCHOOL: Three-star prospect by Rivals, 247Sports and ESPN ... Rated as the No. 11 player in the state of Oklahoma by 247Sports ... Lettered in both football and baseball at Jenks High School in Jenks, Oklahoma ... 2018 Preseason All-World honoree for top offensive lineman by the Tulsa World ... Helped Jenks to an 11-2 record and No. 2 team ranking in the state of Oklahoma as a senior ... Anchored the offensive line to the OSSAA Class 6A-I Championship game on Nov. 30 ... **CHOSE ARKANSAS OVER:** New Mexico, Missouri State, Utah State and others.

PERSONAL: Latham (lay-them) ... Born Sept. 30, 2000 ... Son of Christy and Bob Latham ... Has one sibling, Lucy ... Father Bob Latham Jr. started at center for Oklahoma in 1988, lettering at OU from 1985-88



55 | **BEAUX LIMMER**

OL | 6-5 | 293 | Redshirt Freshman
Tyler, Texas | Tyler Lee HS

2019-20 First-Year SEC Academic Honor Roll

2019 (REDSHIRT FRESHMAN): Played in four games as a freshman for the Razorbacks in 2019, seeing action against Colorado State (Sept. 14), Mississippi State (Nov. 2), Western Kentucky (Nov. 9) and Missouri (Nov. 29) ... Totaled 30 snaps over the four games, according to Pro Football Focus, seeing a season-high 19 snaps against the Hilltoppers ... Did not allow a sack or quarterback hit in 16 pass protection plays ... Blocked for an offense that scored 28 times and racked up 4,081 total yards, including 2,315 passing yards, 1,766 rushing yards and 14 touchdowns both through the air and on the ground.

HIGH SCHOOL: Three-star prospect by Rivals, 247Sports and ESPN ... Rated as the No. 67 offensive tackle in the nation by 247Sports ... Two-year varsity letterwinner ... Helped Tyler Lee High School to 2,346 yards on the ground, 1,159 yards through the air and 26 total offensive touchdowns during his senior season ... Propelled Tyler Lee HS to a six-win campaign in 2017, as the offense put up almost 3,000 rushing yards and over 1,500 passing yards in his junior year ... **CHOSE ARKANSAS OVER:** Missouri, Oklahoma State, Baylor, Northwestern and others.

PERSONAL: Born June 10, 2001 ... Son of Susan and David Limmer ... Has one sibling, Miranda.



18 | **JACK LINDSEY**

QB | 6-2 | 206 | Redshirt Senior
Fayetteville, Ark. | Springdale HS

2019 Fall SEC Academic Honor Roll

2019 (REDSHIRT JUNIOR): Played in 11 of 12 games for the Razorbacks in 2019, starting at quarterback in the season finale against Missouri on Nov. 29 ... Primarily served as the team's holder on field goal/extra point opportunities, but lined up at quarterback in the final two games of the year ... Totaled 75 snaps on offense, according to Pro Football Focus, including 59 vs. Missouri in Little Rock ... Appeared in relief in the fourth quarter against LSU on Nov. 23, going 3-for-4 for 51 yards, connecting with Mike Woods on a 24-yard touchdown pass for his first collegiate touchdown ... Also reeled off a 30-yard run in the game in Baton Rouge ... Went 10-of-26 passing for 75 yards and two touchdowns in the final game of the year vs. Missouri ... Hit Trey Knox (19 yards) and Grayson Gunter (10 yards) for touchdowns in the first and third quarters of the game, respectively, while also running for 50 yards on four rushing attempts ... Part of an offense that finished with 4,081 total yards and 28 touchdowns, including 2,315 yards and 14 scores through the air.

2018 (REDSHIRT SOPHOMORE): Played in 10 games for the Razorbacks as a sophomore in 2018 ... Totaled 46 snaps on special teams, primarily serving as the team's field goal/extra point holder.

2017 (REDSHIRT FRESHMAN): Did not play in any games.

2016 (FRESHMAN): Redshirted during initial year with the program.

HIGH SCHOOL: As a senior, completed 201 of 365 passes for 2,226 yards, which ranked second in the Arkansas 7A West Conference ... Tossed 16 touchdown passes and rushed for a pair of touchdowns while throwing just six interceptions ... Led Springdale to its first playoff appearance since 2011 under first-year head coach and former Arkansas QB Zak Clark, who spent the previous five seasons as an assistant at Fayetteville High School.

PERSONAL: Born on May 6, 1998 ... Part of a long line of Razorbacks ... Son of Lyndy and Laura Lindsey ... Lyndy was a four-year letter winner at Arkansas from 1988-91 ... Grandson of former Razorback great Jim Lindsey, who was a member of the 1964 national championship team and a captain of the 1965 team that went 10-1 and won the Southwest Conference title ... Nephew of Springdale head coach Zak Clark, who lettered at Arkansas from 2000-01 ... Has two younger brothers, Sam and Link, and a younger sister Libby ... Recreation and sport management major.

LINDSEY'S CAREER PASSING STATS

	GP/GS	COMP	ATT	PCT	YDS	TD	INT	LG
2018	10/0	--	--	--	--	--	--	--
2019	11/1	13	30	43.4	126	3	0	24
TOTAL	21/1	13	30	43.4	126	3	0	24

LINDSEY'S CAREER RUSHING STATS

	ATT	YDS	AVG/G	TD	LG
2018	--	--	--	--	--
2019	7	80	7.3	0	30
TOTAL	7	80	7.3	0	30



RETURNING PLAYERS



42 | **SAM LOY**

P | 6-1 | 190 | Redshirt Junior
San Clemente, Calif. | Colorado

2019 (JUNIOR): Punted in all 12 games in 2019 for the Razorbacks ... Recorded 56 punts, totaling 2,210 yards for an average of 39.5 per kick ... Put 19 inside the 20-yard line, with only four touchbacks, booting eight over 50 yards ... Longest of the year came on a 59-yard boom against Mississippi State on Nov. 2 ... Had four inside the 20-yard line against both Portland State (Aug. 30) and at LSU (Nov. 23) ... Only had seven of his 56 punts returned, totaling 27 yards on the year.

AT COLORADO: Enrolled at CU for summer classes and joined the team for offseason workouts ... Sat out the 2018 season in accordance with NCAA transfer regulations.

AT VANDERBILT: Was a 2016 second-team freshman All-SEC punter selection by Athlon Sports ... He played right away as a true freshman for the Commodores and in his two seasons in Nashville he punted 132 times for 5,407 yards, an average of 41.0 yards per boot ... 34 of his punts were downed inside of the 20-yard line and another 34 were fair caught while he only had 10 touchbacks in two seasons ... boomed 20 punts of over 50 yards, including a season-best 12 as a freshman in 2016 ... Long punt of his career as a Commodore was 67 yards ... Vanderbilt netted 36.5 yards off his 68 punts in 2016 and 36.1 on 64 punts in 2017 ... As a sophomore in 2017, he ranked fourth in the SEC in punting at 40.23 yards per punt ... Produced 14 punts that landed in the opponent's 20-yard line and eight punts of 50 or more yards ... Averaged 44.9 yards during late-season stretch against Western Kentucky, Kentucky and Missouri ... Averaged 43.7 yards on career-high nine punts against Kansas ... Three of four punts at South Carolina were downed inside the Gamecock 20-yard line ... As a true freshman in 2016 he led all SEC freshmen with a 41.6-yard average on 68 punts ... Helped change field possession, placing 22 attempts inside the opponent 20-yard line ... Averaged more than 45 yards per punt against four opponents: Middle Tennessee, Florida, Kentucky and Auburn ... Opposing teams averaged just 7.1 yards per return on his punts.

HIGH SCHOOL: Ranked by the Kornblum Kicking Service as five-star prospect and nation's top senior punter ... Recipient of Orange County Specialist of the Year and All-Trinity League MVP Punter awards as senior punter ... Averaged 42.0 yards as senior, with 15-of-35 attempts landing inside opponent's 20-yard line ... Boomed punts of 69 and 75 yards as senior ... None of his punts resulted in touchbacks as senior ... Named Orange County Register's No. 26 top prospect ... Allowed just one return in 51 kickoffs as senior ... Transferred to Catholic as a senior after playing at San Clemente High school his first three prep years.

PERSONAL: He was born Feb. 18, 1998 ... Hobbies include playing soccer and golf.

LOY'S CAREER PUNTING STATS

	GP/GS	NO.	YARDS	LG	AVG	FC	120	+50
2019	12/0	56	2210	59	39.5	31	19	8
TOTAL	12/0	56	2210	59	39.5	31	19	8



42 | **JONATHAN MARSHALL**

DL | 6-3 | 317 | Redshirt Senior
Shepherd, Texas | Shepherd HS

2019 (REDSHIRT JUNIOR): Played in all 12 games for the Razorbacks as a junior in 2019 ... Participated in 330 snaps over the course of the year, according to Pro Football Focus, with 311 on the defensive line ... Recorded 17 tackles, eight solo, including 4.5 for loss with half-a-sack against Missouri in the season finale ... Ranked sixth on the team in TFLs ... Also notched three pass breakups and forced a fumble at Kentucky on Oct. 12 ... Posted stops in each of the first four games, with two against Ole Miss and Colorado State ... Had three more games with at least two, another back-to-back stretch at Alabama and vs. Mississippi State, while notching a season-best three in the final game of the year against Missouri ... Earned a 77.3 overall grade from PFF, with a 78.0 in QB pressure and 76.6 in run defense from the outlet.

2018 (REDSHIRT SOPHOMORE): Played in 11 of 12 games for the Razorbacks during his sophomore season ... Totaled 363 snaps over the course of the year, according to Pro Football Focus, including 286 on the defensive line and 77 on special teams ... Recorded 14 total tackles, four solo ... Posted a tackle in each of the first two games of the year, before tallying two against Texas A&M on Sept. 29 ... Put together three more multi-tackle performances against Tulsa (three), LSU (two) and Mississippi State (three) ... Earned tackling grades from PFF of 70.0 or higher in four games, including a season-high 73.5 vs. the Golden Hurricane ... Notched his best overall defensive grade of the year three weeks later against the Tigers, topping out at 73.1 with run defense and tackling marks of 73.9 and 70.2, respectively ... Part of a defensive crew that racked up 882 total tackles over the course of the 2018 campaign.

2017 (REDSHIRT FRESHMAN): Added depth to the defensive line seeing action in all 12 games and playing 160 snaps ... Finished with six tackles, including 0.5 for loss, and a pair of quarterback hurries.

2016 (FRESHMAN): Redshirted during initial year with the program.

HIGH SCHOOL: A consensus three-star recruit by ESPN, Rivals, Scout and 247Sports ... Ranked as the No. 17 strong-side defensive end in the country and the No. 374 overall recruit by 247Sports ... Top 50 player in the state of Texas by 247Sports and No. 77 by ESPN ... Rated as the No. 57 defensive end by ESPN and No. 59 by Scout ... Labeled the No. 11 defensive end in the state of Texas by Scout ... Finished with a three-star rating as the No. 30 strong-side defensive end in the nation No. 93 ranking in the state of Texas by 247Composite, a combined index of national recruiting rankings ... Earned 4A All-State second team honors from Texas Associated Press Sports Editors as a senior in 2015 under the guidance of head coach Chip Keel ... Also named the District 8-4A Division II Defensive MVP ... Produced 71 tackles, 21 tackles for loss and 10 sacks as a junior ... Named to the 8-4A All-District second team in 2014 ... Earned District 22-3A Newcomer of the Year as a sophomore after 22 of his 39 tackles went for a loss, highlighted by five sacks ... Four-year letterwinner in basketball at Shepherd under head coach Jeremy Bennett ... Earned 23-4A All-District second team honors as a junior ... Scored over 1,100 points and grabbed more than 800 rebounds in his career ... Has collected 28 career double-doubles ... Qualified for regionals in the shot put ... **CHOSE ARKANSAS OVER:** Oklahoma State, TCU, Nebraska and others.

PERSONAL: Born on Sept. 16, 1997 ... Son of John and Wynne Marshall ... Cousin, Cedric Reed, played at Texas and is currently with the Buffalo Bills ... Relative, Cedric Hardman, was the ninth overall pick of the 1970 NFL Draft by the San Francisco 49ers and is currently the franchise's all-time leader with 112.5 sacks ... Recreation and sport management major.

MARSHALL'S CAREER DEFENSIVE STATS

	GP/GS	UA	A	TOTAL	TFL	SACK	FF/FR	INT	QBH	PD
2017	12/0	2	4	6	0.5	0.0	0/0	0	2	0
2018	11/0	4	10	14	0.0	0.0	0/0	0	0	0
2019	12/0	8	9	17	4.5	0.5	1/0	0	3	0
TOTAL	35/0	14	23	37	5.0	0.5	1/0	0	5	0





RETURNING PLAYERS



18 | **MYLES
MASON**

DB | 6-2 | 204 | Junior
Trussville, Ala. | Hewitt-Trussville HS

2019 (SOPHOMORE): Played in 11 games for the Razorbacks in 2019, starting the season finale against Missouri at strong safety ... Totaled 434 plays, according to Pro Football Focus, with 334 coming on defense, while also seeing time on Arkansas' various special teams units ... Recorded 28 tackles, 16 solo, with one for loss ... Opened and closed the season with season-high figures in tackles with five in both games ... Put together multi-tackle performances in all but two games played.

2018 (FRESHMAN): Played in nine games for the Razorbacks in his first season on the Hill ... Totaled 106 snaps as a freshman, with 69 coming in defensive coverage and 37 on Arkansas' special teams units ... Posted five tackles, one solo, spread out over four games ... Opened the season with a tackle against Eastern Illinois ... Recorded stops in back-to-back games vs. Tulsa (Oct. 20) and Vanderbilt (Oct. 27) ... Wrapped the season with a high of two tackles, including his solo stop at Missouri on Nov. 23 ... Finished the season with a 73.6 run defense grade from PFF while also posting individual tackling marks of 76.2 (Eastern Illinois) and 78.2 (Tulsa) to wrap the year at 69.4 overall in the category ... Part of a defensive crew that racked up 882 total tackles over the course of the 2018 campaign.

HIGH SCHOOL: Four-star recruit by ESPN ... Top-15 prospect in Alabama by ESPN (No. 10), 247Sports (No. 13) and Rivals (No. 16) ... No. 21 ranked safety in the class by ESPN and No. 29 by 247Sports ... No. 431 ranked player in the nation by 247Sports Composite ... Helped Hewitt-Trussville to an 11-0 overall record and 7-0 mark in region play as a senior in 2017 ... Tallied 41 tackles, two pass breakups on defense and five touchdowns on offense, while missing four games due to injury ... Rushed 30 times for 277 yards and five touchdowns ... Had a rushing TD in four games, including a two-score effort in a 49-7 season-opening win against Grissom ... Turned in five stops, including 2.0 for loss, in a 45-13 win against James Clemens ... Logged a season-high 13 solo tackles in a 45-35 win against Florence ... Coached by Josh Floyd ... Played his freshman, sophomore and junior seasons at Pleasant Grove before transferring to Hewitt-Trussville ... Played running back, receiver and defensive back for the majority of his career at Pleasant Grove ... Had 84 tackles on defense as a junior ... Helped lead the Spartans to a state championship runnerup spot en route to second-team all-state honors as a freshman in 2014 ... **CHOSE ARKANSAS OVER:** Alabama, Auburn, LSU, Mississippi State, Tennessee, Florida State and others.

PERSONAL: His father, Larry, played at Southern Miss and Troy, and professionally in USFL (Jacksonville Bulls), Canadian Football League (Calgary Stampeders) and NFL (Cleveland Browns and Green Bay Packers) in the 1980s and early 1990s.

MASON'S CAREER DEFENSIVE STATS

	GP/GS	UA	A	TOTAL	TFL	SACK	FF/FR	INT	QBH	PD
2018	9/0	1	4	5	0.0	0.0	0/0	0	0	0
2019	11/1	16	12	28	1.0	0.0	0/0	0	0	0
TOTAL	20/1	17	16	33	1.0	0.0	0/0	0	0	0





RETURNING PLAYERS



4

**JARQUES
McCLELLION**

DB | 6-0 | 188 | Redshirt Junior
Lake Worth, Fla. | American Heritage School

2019 (REDSHIRT SOPHOMORE): Played in all 12 games for the Razorbacks in 2019, starting all but one against Mississippi State at cornerback ... Totaled 799 snaps over the course of the season, with 725 coming in defensive coverages, the second most of any player on the team last year ... Recorded 34 total tackles, 21 solo, with four pass breakups and an interception coming against Portland State in the season opener with 7:17 left in the third quarter, Arkansas' second INT of the year ... Tallied at least one stop in every game in 2019, with eight multi-tackle performances ... Posted five tackles in three-straight games, doing so against Colorado State (Sept. 14), San Jose State (Sept. 21) and Texas A&M (Sept. 28), which finished as his top individual tackling games of the year ... Secured four solo stops against the Rams, his highest total of the season, earning him an 80.8 tackling grade from Pro Football Focus, his best of the season ... Finished the year with four tackles in two of the last three games vs. Western Kentucky (Nov. 9) and at LSU (Nov. 23).

2018 (REDSHIRT FRESHMAN): Played in all 12 games for the Razorbacks as a redshirt freshman, starting nine at the cornerback spot ... Totaled 701 snaps, 606 in defensive coverage, according to Pro Football Focus, while also seeing time on Arkansas' special teams units ... Recorded 25 tackles, 21 solo, while also getting credit for seven pass breakups ... Opened the season with one stop vs. Eastern Illinois before racking up four, all solo, the next week at Colorado State ... Tallied two tackles in each of the next two games against North Texas and in the SEC opener at Auburn, then put together another four-tackle day vs. Texas A&M on Sept. 29 in Arlington ... Hit a season-high five tackles, another all solo game, in Little Rock against Ole Miss ... Notched two more multi-tackle performances in the home finale vs. LSU with three and on the road in the final game of the year at Missouri with two ... Began the year with five-straight games with PFF tackling grades over 73.0, with a high of 79.1 at Colorado State ... Earned his highest overall defensive grade from the outlet in the season finale, piecing together a mark of 70.2 behind a 76.2 tackling grade ... Part of a defensive crew that racked up 882 total tackles over the course of the 2018 campaign.

2017 (FRESHMAN): Redshirted during initial year with the program.

HIGH SCHOOL: Consensus three-star prospect by ESPN, Rivals, Scout and 247Sports ... Rated the No. 53 cornerback in the class of 2017 and No. 17 corner in the South by Scout ... ESPN tabbed him the No. 62 cornerback with a scout grade of 77 ... Ranked the No. 89 cornerback and No. 113 player in the state of Florida by 247Sports Composite ... Won the 2017 Brandon Flowers Defensive Player of the Year Award, which is named after his cousin who currently plays in the NFL for the Los Angeles Chargers ... Earned an invite to the Blue-Grey All-American Bowl held in Jacksonville ... Named to the Sun-Sentinel Super 11 prior to the season ... Earned all-area recognition ... Totaled 46 tackles and 21 pass breakups as a senior ... Also had four receiving touchdowns ... Helped lead American Heritage High School to the 2015 Florida 3A state championship game and a 10-3 record ... Had eight interceptions and 45 tackles as a junior ... Selected Arkansas over Florida, Louisville, Michigan State, Nebraska, North Carolina, Kentucky, West Virginia, Purdue, Maryland, Syracuse, Boston College, California and others.

PERSONAL: Born on Dec. 3, 1997 ... Son of Tamika and Central McClellion ... Father, Central, played football at Ohio State ... Undecided on a major ... Cousin of Brandon Flowers, who played cornerback for the Kansas City Chiefs and San Diego Chargers.

McCLELLION'S CAREER DEFENSIVE STATS

	GP/GS	UA	A	TOTAL	TFL	SACK	FF/FR	INT	QBH	PD
2018	12/9	21	4	25	0.0	0.0	0/0	0	0	7
2019	12/11	21	13	34	0.0	0.0	0/0	1	0	5
TOTAL	24/20	42	17	59	0.0	0.0	0/0	1	0	12



90

**MARCUS
MILLER**

DL | 6-5 | 307 | Redshirt Freshman
Warren, Ark. | Warren HS

2019 (REDSHIRT FRESHMAN): Played in two games during his freshman season at Arkansas, appearing in the season opener against Portland State (Aug. 30) and at Kentucky (Oct. 12) ... Recorded one tackle, going for a one-yard loss against the Wildcats ... Totaled four snaps in the contest in Lexington.

HIGH SCHOOL: Three-star prospect by Rivals and 247Sports ... Rated as the No. 8 player in the state of Arkansas by Rivals ... Four-year varsity letterwinner at Warren High School in Warren, Arkansas ... Also lettered in basketball ... Racked up 52 total tackles, seven for loss, including two sacks to go with four quarterback hurries and one recovered fumble as a senior ... Helped the Lumberjacks to a 9-2 overall record and a berth in the second round of the Arkansas state 4A playoffs ... Posted 78 tackles and eight sacks, as well as six PBUs as a junior in 2017, propelling Warren HS to 13-2 mark and a heart-breaking one point loss in the 2017 Centennial Bank Arkansas state 4A championship game ... **CHOSE ARKANSAS OVER:** Missouri, Tennessee and others.

PERSONAL: Born Nov. 19, 1999 ... Son of Karmalisa York and Mark Miller ... Has one sibling, Xavion.

MILLER'S CAREER DEFENSIVE STATS

	GP/GS	UA	A	TOTAL	TFL	SACK	FF/FR	INT	QBH	PD
2019	2/0	1	0	1	1.0	0.0	0/0	0	0	0
TOTAL	2/0	1	0	1	1.0	0.0	0/0	0	0	0



RETURNING PLAYERS



31 | **GRANT MORGAN**

LB | 5-11 | 222 | Redshirt Senior
Greenwood, Ark. | Greenwood HS

2019 Fall SEC Academic Honor Roll
2018 Fall SEC Academic Honor Roll

2019 (REDSHIRT JUNIOR): Played in all 12 games for the Razorbacks in 2019 ... Totaled 388 plays, according to Pro Football Focus, seeing time both lined up in the box at linebacker (148 snaps) and on Arkansas' various special teams units ... Recorded 39 tackles, nine solo, with three for loss, including a sack ... Opened the season with four tackles against Portland State on Aug. 31, with one TFL ... Tallied five stops in the SEC opener at Ole Miss (Sept. 7) ... Notched four tackles against Colorado State, with 1.5 for loss, including a sack ... Had a stop in each of the next two games vs. San Jose State and Texas A&M, with half-a-tackle-for-loss against the Aggies in Arlington ... Posted four tackles vs. both Kentucky (Oct. 12) and Auburn (Oct. 19), followed by five at Alabama on Oct. 26 ... Put together a season-best performance seven tackles vs. Western Kentucky on Nov. 9 after one stop against Mississippi State the week before ... Ended the season with two stops at LSU (Nov. 23) and one vs. Missouri (Nov. 29) in Little Rock ... Consistently put together strong tackling marks from PFF, staying up above 73.0 in each of the first seven games, with two above 82.0 against Portland State (82.8) and Kentucky (82.0) ... Top defensive grade came at Ole Miss at 84.3.

2018 (REDSHIRT SOPHOMORE): Played in all 12 games for the Razorbacks in 2018 ... Totaled 299 snaps over the course of his sophomore season, according to Pro Football Focus, seeing 110 on defense and 189 on Arkansas special teams units ... Recorded 24 total tackles, eight solo, including 2.5 for loss, while also getting credit for two quarterback hurries and one pass breakup ... Opened the season with five tackles against Eastern Illinois, including 0.5 TFL for a yard ... Posted at least half-a-tackle for loss in each of the first three contests, notching the same line at Colorado State behind a total of four stops ... Added three tackles vs. North Texas, which featured a TFL for two yards ... Other half-a-tackle for loss came against Alabama on Oct. 6 as part of a five-tackle performance, including a season-best three solo stops ... Tallied tackles in seven of the last eight games of the year ... Earned tackling grades over 73.0 from PFF in four games, with a 2018-high of 80.6 coming in the first game of the season against the Panthers ... Also topped out in run defense in that contest at 73.7 ... Recorded his best overall defensive grade in the finale at Missouri, putting together a mark of 76.9 ... Finished the season with a defensive pressure grade of 83.0 from the outlet ... Part of a defensive crew that racked up 882 total tackles over the course of the 2018 campaign.

2017 (REDSHIRT FRESHMAN): Played in all 12 games for the Razorbacks in 2017 ... Recorded 38 total tackles, 22 solo, 3.5 tackles for loss, 1.0 sacks, two passes broken up, two quarterback hurries and one forced fumble ... Totaled 553 snaps according to Pro Football Focus, with 169 occurring on special teams ... Recorded at least one tackle in all 12 games and made a solo stop in all but one game ... Made five tackles, including two solo stops and a pass broken up, in his collegiate debut in a 49-7 win over Florida A&M (Aug. 31) ... The following week assisted on his first tackle for loss at TCU (Sept. 9) ... Broke up his second pass of the year and made three solo stops in a win over New Mexico State (Sept. 30) ... Forced his first career fumble against Auburn (Oct. 21) ... Registered his first career sack against Mississippi State (Nov. 18) and finished with 2.0 tackles for loss and four total tackles ... Made a season-high eight tackles in the season finale against Missouri (Nov. 24) ... Put together his best overall defensive grade of 90.4 against New Mexico State in conjunction with his best coverage grade of 85.1 ... Top run defense grade of the year was 79.9 against Mississippi State and scored his best pass rush grade of 75.4 versus Missouri.

2016 (FRESHMAN): Redshirted during initial year with the program.

HIGH SCHOOL: Tabbed the No. 22 player in the state of Arkansas and the No. 71 inside linebacker in the class by 247Sports ... A three-year letterwinner at Greenwood High School ... Named the 2015 Arkansas Democrat-Gazette Defensive Player of the Year, Southwest Times Record Player of the Year and earned Arkansas Democrat-Gazette All-Prep honors as a senior ... Selected to the All-Arkansas Varsity first team defense ... Finished the season with 149 tackles, including 25 for loss, three sacks, four pass deflections and two fumble recoveries ... Also had 11 receptions for 283 yards and five touchdowns ... Helped Greenwood High School to a 12-1 record and the 6A state championship where he tallied 13 tackles ... Earned All-State honors as a junior ... Logged 80 tackles, including 10 for loss, one sack, three interceptions and three fumble recoveries ... Also caught six passes for 122 yards and two touchdowns, helping the Bulldogs to a 7-5 record and the second round of the 6A state playoffs ... As a sophomore, registered 88 tackles, including

17 for loss, two quarterback hurries, two forced fumbles, three interceptions and one pass breakup ... Also had 16 receptions for 202 yards and six touchdowns ... Coached by head coach Rick Jones ... **CHOSE ARKANSAS OVER:** Air Force, Central Arkansas, Tulsa and others.

PERSONAL: Born on Jan. 23, 1998 ... Son of Matt Morgan and Annie Shaw ... Younger brother of former Arkansas wide receiver Drew Morgan ... Also has two younger sisters, Paige and MJ, and a younger step brother, Braden ... Kinesiology major.

MORGAN'S CAREER DEFENSIVE STATS

	GP/GS	UA	A	TOTAL	TFL	SACK	FF/FR	INT	QBH	PD
2017	12/0	22	16	38	3.5	1.0	1/0	0	2	2
2018	12/0	8	16	24	2.5	0.0	0/0	0	2	1
2019	12/0	9	30	39	3.0	1.0	0/0	0	0	0
TOTAL	36/0	39	62	101	9.0	2.0	1/0	0	4	3





RETURNING PLAYERS



19 | **TYSON MORRIS**

WR | 6-1 | 202 | Redshirt Senior
Helena-West Helena, Ark. | Central Oklahoma

2019 Fall SEC Academic Honor Roll

2019 (REDSHIRT JUNIOR): Played in 11 games for the Razorbacks in 2019 ... Totaled 351 plays, according to Pro Football Focus, seeing 240 snaps in the slot, while lining up 74 times out wide ... Caught 13 passes for 155 yards, scoring once, averaging 11.9 yards per catch ... Recorded a catch in each of the first seven games of the year, the only Hog to do so ... Posted one reception in each of the first three games, followed by a season-high four catches for 60 yards against San Jose State on Sept. 21 ... Found the end zone against the Spartans on a 30-yard pass from Nick Starkel in the fourth quarter, his longest reception of the season ... Followed it up with two receptions for 26 yards against Texas A&M in Arlington on Sept. 28 ... Hauled in a pass each against Kentucky (Oct. 12) and Auburn (Oct. 19), with his final catches coming against Mississippi State (Nov. 2), tallying two for 18 yards against the Bulldogs ... Part of an offense that finished with 4,081 total yards and 28 touchdowns, including 2,315 yards and 14 scores through the air.

2018 (REDSHIRT SOPHOMORE): Played in 11 of 12 games for the Razorbacks in 2018 ... Totaled 181 snaps over the course of his redshirt-freshman season, according to Pro Football Focus, with 82 coming on offense and 99 on Arkansas' kick & punt return units ... Caught four passes for 30 yards and a touchdown, averaging 7.5 yards per reception ... Posted his first catch of his collegiate career on an 11-yard play vs. Alabama on Oct. 6 ... Racked up his other three receptions against Vanderbilt (Oct. 20), going 19 yards ... Earned his first touchdown of the season vs. the Commodores, scoring on another 11-yard pass from Ty Storey in the fourth quarter ... Returned two kickoffs, one at Colorado State on Sept. 1 and another in the season finale at Missouri on Nov. 23 that was returned 19 yards ... Also recorded one tackle on special teams against North Texas (Sept. 15).

2017 (REDSHIRT FRESHMAN): Sat out 2017 season due to transfer rules.

2016 (FRESHMAN): Redshirted during initial year at Central Oklahoma.

HIGH SCHOOL: Earned all-state and all-conference honors after helping lead his team to a Class 7A state championship as a senior ... Named to the 2015 ALL-USA Arkansas Football Team ... Earned first team all-conference honors as a junior and second team all-conference honors as a sophomore ... Coached by Daryl Patton.

PERSONAL: Born on March 23, 1998 ... Son of Isaiah and Synetra Morris ... Father, Isaiah, played basketball for Arkansas from 1990-92 and was a second-round pick in the 1992 NBA Draft to the Miami Heat ... Has one sibling, Devin Morris ... Signed with Central Oklahoma out of high school.

MORRIS' CAREER RECEIVING/KICK RETURN STATS

	GP/GS	REC	YDS	AVG/C	TD	LG	NO.	YDS	TD	LG	AVG/R
2018	11/0	4	30	7.5	1	11	2	19	0	19	9.5
2019	11/0	13	155	11.9	1	30	0	0	0	0	0.0
TOTAL	22/0	17	185	10.9	2	30	2	19	0	19	9.5



4 | **SHAMAR NASH**

WR | 6-3 | 215 | Redshirt Freshman
Memphis, Tenn. | IMG Academy

FRESHMAN (2019): Did not play during the 2019 season.

HIGH SCHOOL: Four-star prospect by Rivals and 247Sports ... Rated as the No. 41 wide receiver in the country and No. 42 overall prospect in the state of Florida by Rivals ... Three-year varsity letterwinner, playing his senior season at IMG Academy in Bradenton, Florida ... Recorded nine catches for 123 yards and a touchdown, averaging 13.7 yards per catch ... Helped IMG Academy to a 7-1 record in 2018 ... Also played at Memphis Central High School in Memphis, Tennessee, before his transfer to IMG Academy ... **CHOSE ARKANSAS OVER:** Auburn, Florida, Missouri, Ole Miss, South Carolina, Tennessee and others.

PERSONAL: Born Nov. 21, 2000 ... Son of Sherrie Partee ... Has one sibling, Jermikeo.



93 | **ISAIAH NICHOLS**

DL | 6-3 | 281 | Redshirt Sophomore
Springdale, Ark. | Springdale HS

2019 (REDSHIRT FRESHMAN): Played in all 12 games for the Razorbacks in 2019, appearing in 437 plays, including 296 on the defensive line, according to Pro Football Focus ... Recorded 17 total tackles, seven solo, with one tackle for loss, including half-a-sack in the season finale against Missouri (Nov. 29) ... His other half-TFL came against Colorado State on Sept. 14 in Fayetteville ... Posted a tackle in nine of 12 games, with three multi-tackle performances - three at Ole Miss (Sept. 7), four vs. Colorado State (Sept. 14) and three vs. Mississippi State (Nov. 2) ... Earned a rush defense grade of 81.9 against CSU, his top mark of the year from PFF ... Part of a defensive unit that tallied 845 total stops in 2019.

2018 (FRESHMAN): Played in three games for the Razorbacks in 2018 ... Totaled 45 snaps during his first season of collegiate football, according to Pro Football Focus, with 42 coming on the defensive line ... Recorded one tackle in the season opener against Eastern Illinois, a solo stop.

HIGH SCHOOL: Consensus three-star prospect by ESPN, Rivals and 247Sports as both a strong-side defensive end and defensive tackle ... Rated the No. 6 player in the state of Arkansas by ESPN and the No. 59 defensive tackle in the class ... 247Sports Composite ranking tabbed him the No. 37 ranked strong-side defensive end and No. 8 player in the state ... Coached by Zak Clark at Springdale High School ... Produced a staggering 43 tackles for loss his final two seasons ... Finalist for the Hooten's Arkansas Football Class 7A/6A Defensive Player of the Year ... Despite being double and triple-teamed as a senior, he finished with 73 tackles, 30.5 tackles for loss, 8.5 sacks and 49 quarterback hurries ... As a junior, he totaled 54 tackles, 12.5 tackles for loss and 2.5 sacks ... **CHOSE ARKANSAS OVER:** Mississippi State, Missouri, NC State, Kansas State, Iowa State, UCF, Memphis, Louisiana Tech, Kansas, Tulsa and others.

NICHOLS' CAREER DEFENSIVE STATS

	GP/GS	UA	A	TOTAL	TFL	SACK	FF/FR	INT	QBH	PD
2018	3/0	1	0	1	0.0	0.0	0/0	0	0	0
2019	12/0	7	10	17	1.0	0.5	0/0	0	0	0
TOTAL	15/0	8	10	18	1.0	0.5	0/0	0	0	0



RETURNING PLAYERS



54 | **AUSTIN NIX**

OL | 6-2 | 312 | Redshirt Sophomore
Texarkana, Ark. | Arkansas HS

2019 Fall SEC Academic Honor Roll

2019 (REDSHIRT FRESHMAN): Played in two games for the Razorbacks in 2019, seeing time against Mississippi State (Nov. 2) and Western Kentucky (Nov. 9) ... Totaled nine snaps played on field goal/extra point plays, according to Pro Football Focus.

HIGH SCHOOL: Two-year varsity letterwinner at Arkansas High School in Texarkana, Arkansas, as a two-sport athlete ... Blocked as a center for a squad that reached the second round of the 2017 Centennial Bank State 6A playoffs as a senior ... Team captain ... Also lettered in baseball for the Razorbacks in high school.



50 | **CHIBUEZE NWANNA**

OL | 6-7 | 338 | Redshirt Senior
Hyattsville, Md. | Lackawanna CC

2019 (JUNIOR): Did not play during the 2019 season.

PRIOR TO ARKANSAS: Three-star prospect by Rivals and 247Sports ... Rated as the No. 5 offensive tackle in the country among the junior college ranks and fourth overall in the state of Maryland by 247Sports ... Played his freshman season at Lackawanna Community College in Scranton, Pennsylvania ... Helped the Falcons to 424 points over 11 games, averaging 38.5 per game ... Blocked for an offense that racked up 4,415 yards, 401.4 per game, with 2,243 rushing yards for a 203.9 clip per contest ... Propelled Lackawanna to a No. 6 ranking and an 11-0 record, including an El Toro Bowl win over No. 19 Arizona Western on Dec. 1 ... Spent his high school career at Northwestern HS in Hyattsville, Maryland ... **CHOSE ARKANSAS OVER:** Louisville, Cincinnati, Maryland and others.

PERSONAL: Chibueze Nwanna (cha-boy-zee)(nah-wanna) ... Born Oct. 2, 1998 ... Son of April and Teddy Nwanna ... Has two siblings, Ugo and Nkeiru.



52 | **JOHN OEHRLEIN**

LS | 6-1 | 228 | Redshirt Freshman
Austin, Texas | Westlake HS

2019 (FRESHMAN): Did not appear in any games during the 2019 season.

HIGH SCHOOL: Two-year letterwinner at Westlake High School in Austin, Texas ... Helped the Chaparrals to a 13-2 overall record as a senior and a semifinal berth in the 2018 Texas 6A Division II High School Football state tournament ... Marked back-to-back seasons to play as one of the final four teams remaining in the playoffs, also doing so in 2017.



28 | **ANDREW PARKER**

LB | 6-2 | 235 | Redshirt Sophomore
New Orleans, La. | Sophie B. Wright HS

2019 (REDSHIRT FRESHMAN): Played in seven games for the Razorbacks in 2019 ... Totaled 96 plays, 72 on defense according to Pro Football Focus ... Posted five tackles coming in four games, with a two-stop performance against Mississippi State on Nov. 2.

2018 (FRESHMAN): Did not play during the 2018 season.

HIGH SCHOOL: Consensus three-star prospect by 247Sports and ESPN ... Ranked as the No. 33 inside linebacker, and the No. 34 player in Louisiana, according to 247Sports ... Rated the No. 60 player in the state and the No. 49 inside linebacker in the country by ESPN ... Played on both sides of the ball ... Lined up at both inside and outside linebacker as a senior in 2017 ... Named to Louisiana Sportsline's 9-3A All-District Team ... Credited with 107 tackles, 26.0 tackles for loss, three forced fumbles and one recovered fumble while rushing for 275 yards and a touchdown on 14 carries ... **CHOSE ARKANSAS OVER:** Texas A&M, Texas, TCU and others.

PARKER'S CAREER DEFENSIVE STATS

	GP/GS	UA	A	TOTAL	TFL	SACK	FF/FR	INT	QBH	PD
2019	7/0	2	3	5	0.0	0.0	0/0	0	0	0
TOTAL	7/0	2	3	5	0.0	0.0	0/0	0	0	0



14 | **NATHAN PARODI**

DB | 5-9 | 175 | Redshirt Sophomore
Austin, Texas | Lake Travis HS

2019 Fall SEC Academic Honor Roll

2019 (REDSHIRT FRESHMAN): Played in each of the last 11 games of the 2019 season, appearing primarily on specials teams ... Totaled 113 plays according to Pro Football Focus ... Recorded five tackles, four solo, coming in four games ... Had stops against Ole Miss (Sept. 7), Auburn (Oct. 19), Western Kentucky (Nov. 9) and Missouri (Nov. 29), with two solo tackles against the Hilltoppers ... Also returned two punts and fielded two kickoffs ... Posted a 30-yard punt return against Missouri in the season finale ... Fielded kicks against Ole Miss and Alabama.

2018 (FRESHMAN): Did not play during the 2018 season.

HIGH SCHOOL: Two-year varsity letterwinner at Lake Travis High School in Austin, Texas ... Played in all three phases of the game, recording 90 tackles as a senior, including 53 solo, with seven interceptions and three passes defended in 16 games in 2017 ... Also racked up 493 kick return yards and 96 punt return yards, helping Lake Travis HS to a runner-up finish in the 2017 Texas State 6A Conference Championship game ... Posted 35 tackles, 24 solo, with 2.0 tackles for loss, as well as 10 passes defended and a fumble recovery ... Lettered in lacrosse in 2017.

PARODI'S CAREER DEFENSIVE STATS

	GP/GS	UA	A	TOTAL	TFL	SACK	FF/FR	INT	QBH	PD
2019	11/0	4	1	5	0.0	0.0	0/0	0	0	0
TOTAL	11/0	4	1	5	0.0	0.0	0/0	0	0	0

PARODI'S CAREER PUNT RETURN STATS

	NO.	YDS	TD	LG	AVG/R
2019	2	30	0	30	15.0
TOTAL	2	30	0	30	15.0



RETURNING PLAYERS



80 | **MATTHEW PHILLIPS**

K/P | 5-10 | 175 | Redshirt Sophomore
Brentwood, Tenn. | Brentwood HS

2019 (SOPHOMORE): Played in one game, seeing special teams action at Ole Miss on Sept. 7 ... Did not record any statistics.

2018 (FRESHMAN): Punted four times for a total of 152 yards, averaging 38.0 per kick with a longest of 47 yards coming against Alabama on Oct. 6 in Fayetteville.

HIGH SCHOOL: Letterwinner at Brentwood High School in Brentwood, Tennessee ... Ranked as the No. 33 punter by Kohl's Kicking ... Averaged 38.0 yards per punt and made eight of 12 field goals as a senior ... Region 6-6A Kicker of the Year in 2017 and All-Region defensive back as a junior ... **CHOSE ARKANSAS OVER:** Army, Vanderbilt, Western Kentucky and others.

PERSONAL: Son of Bruce and Nancy Phillips ... Both parents graduated from the University of Arkansas.

PHILLIPS' CAREER PUNTING STATS

	GP/GS	NO.	YARDS	LG	AVG	FC	120	+50
2018	5/0	4	152	47	38.0	2	0	0
2019	1/0	0	0	0	0.0	0	0	0
TOTAL	6/0	4	152	47	38.0	2	0	0



10 | **BUMPER POOL**

LB | 6-2 | 229 | Junior
Lucas, Texas | Lovejoy HS

2019 Fall SEC Academic Honor Roll

2018 Fall SEC Academic Honor Roll

2019 (SOPHOMORE): Started all 12 games for the Razorbacks in 2019 at the WILL linebacker spot ... Appeared in 698 plays as a sophomore (Pro Football Focus), with 623 lined up on defense, also seeing time on Arkansas' various special teams units ... Finished second on the team in total tackles with 94, a career-high ... Tallied 38 solo stops, 6.5 for loss with half-a-sack, breaking up five passes and getting credit for a quarterback hurry ... Opened the season with a team-high six tackles against Portland State (Aug. 30) ... Registered his first TFL at Ole Miss (Sept. 7) as part of a nine-tackle showing against the Rebels, leading the team again for the second-straight week ... Sandwiched seven stops vs. San Jose State between a pair of four-tackle games against Colorado State (Sept. 14) and Texas A&M (Sept. 28), with a half-tackle-for-loss vs. the Aggies in Arlington ... Set a career-high in TFLs with 1.5 and matched a personal-best in total stops with 10 at Kentucky on Oct. 12, his first game in 2019 with double-digit tackles ... Notched his only sack of the season against Auburn on Oct. 19, finishing with nine stops in the game ... Followed a five-tackle showing at Alabama with a career-high 13 tackles vs. Mississippi State on Nov. 2, which included another 1.5 TFLs ... Third game to lead the team in tackles in 2019 ... Had nine tackles and half-a-tackle-for-loss vs. WKU (Nov. 9), followed by a five-tackle game at LSU ... Wrapped up the year with another 13-tackle performance against Missouri in Little Rock, tallying a TFL in the contest ... Posted three tackling grades over 81.0 from PFF, with a season-best 83.5 against the Hilltoppers ... Finished the year with a 77.9 overall quarterback pressure grade from the outlet.

2018 (FRESHMAN): Played in 10 games in his first season with the Razorbacks, starting four at the weak inside linebacker position ... Totaled 340 snaps played in 2018, according to Pro Football Focus, with 275 coming on defense and 65 on Arkansas' special teams units ... Recorded 29 total tackles, 14 solo, with 2.5 tackles for loss (four yards) ... Broke up four passes, created with a quarterback hurry, blocked a kick and recovered a fumble ... His blocked field goal came in the season opener against Eastern Illinois in the second quarter ... Also recovered and returned a fumble in the contest against the Panthers 60 yards in the third quarter, setting up a Connor Limpert chip-shot field goal ... Finished the season opener with six tackles, then followed it up with four at Colorado State and three against North Texas before SEC play ...

Didn't record another stop until facing Vanderbilt, posting 10 for his first double-digit tackle performance of his career ... Ended the year with six stops at Missouri ... Earned a 91.3 special teams grade from PFF for his efforts against EIU ... Put together a season-best 81.0 overall defensive grade on homecoming vs. Tulsa ... Part of a defensive crew that racked up 882 total tackles over the course of the 2018 campaign.

HIGH SCHOOL: Four-star recruit by 247Sports and Rivals ... No. 236 ranked overall prospect by 247Sports ... No. 12 inside linebacker in Texas by 247Sports and No. 14 according to Rivals ... Top-40 player in Texas by 247Sports (No. 27) and Rivals (No. 37) ... Recorded more than 300 tackles in his four-year career at Lovejoy ... As a senior, totaled 166 tackles (108 solo), recorded 14 tackles for loss, broke up four passes, forced three fumbles, had three interceptions and blocked one PAT ... Also was used in a wildcat role on offense and found the end zone six times ... Tallied 12 tackles, blocked a PAT, broke up a pass and returned an interception 42 yards for a touchdown in a 63-15 win over Forney ... Registered 30 tackles over the first three games of the season ... Ran for 51 yards and two touchdowns on nine carries in a 45-29 win over Sulphur Springs ... Accepted an invitation to participate in The 88 Offense-Defense All-American Bowl featuring 88 of the top high school recruits in the 2018 class ... Among 51 players on the Butkus Award's high school watch list ... Named the linebacker MVP out of 31 other prospects at his position at the Nike Football The Opening Regional Dallas ... As a junior in 2016, had 110 tackles, 6 tackles for loss, 2 pass deflections, 1 pass breakups, 1 interception, 1 forced fumble and 1 recovered fumble ... Earned a spot on the 15-5A Football All-District second team ... As a sophomore in 2015, collected 148 tackles, 18 tackles for loss, four sacks, a quarterback hurry, six pass breakups, five forced fumbles and two recovered fumbles ... Coached by Todd Ford ... A four-sport athlete who also wrestles, plays golf and competes in track ... **CHOSE ARKANSAS OVER:** Alabama, LSU, Texas A&M, USC, Michigan, Oklahoma State, TCU, Arizona, Maryland and SMU.

POOL'S CAREER DEFENSIVE STATS

	GP/GS	UA	A	TOTAL	TFL	SACK	FF/FR	INT	QBH	PD
2018	10/4	14	15	29	2.5	0.0	0/1	0	1	4
2019	12/12	38	56	94	6.5	0.5	0/0	0	1	5
TOTAL	22/16	52	71	123	9.0	0.5	0/1	0	2	9





RETURNING PLAYERS



94 | **DAVID PORTER**

DL | 6-3 | 226 | Redshirt Junior
Little Rock, Ark. | Joe T. Robinson HS

2019 (REDSHIRT SOPHOMORE): Appeared in two games, totaling seven snaps according to Pro Football Focus ... Played in games against Ole Miss (Sept. 7) and Colorado State (Sept. 14), with six of seven plays coming on the defensive line ... Did not record any statistics in 2019.

2018 (REDSHIRT FRESHMAN): Did not see action in 2018.

2017 (FRESHMAN): Redshirted during initial year with the program.

HIGH SCHOOL: A consensus three-star prospect by ESPN, 247Sports, Rivals and Scout ... Rated the No. 1 defensive end in the state of Arkansas by Scout ... Ranked as the nation's No. 49 strong-side defensive end and the state of Arkansas' No. 10 overall prospect, according to 247Sports Composite ... Helped Joe T. Robinson High School to a 12-2 overall record with a 6-1 mark in conference play in 2016 ... Ranked third on the team with 105 total tackles ... Averaged 8.1 tackles per game ... 68 of 105 tackles were of the solo variety ... Led the team with 24.0 tackles for loss and tied for the team lead with 10.0 sacks ... Logged five double-digit tackle performances, including a season-high 13 in a 42-0 win over Baptist Prep ... Had 33 tackles during a three-game stretch ... Tallied multiple tackles for loss in six games ... Notched a season-high 5.0 tackles for loss twice ... Booked a tackle for loss in seven straight games to close out the season, totaling 20.0 over that stretch ... Added a forced fumble and a pass deflection ... James Street Sportsmanship Award nominee ... Attended the Nike The Opening Dallas Regional in March 2016 ... As a junior, recorded 84 tackles, including 17.0 tackles for loss, 8.0 sacks, one pass deflection, one forced fumble and one recovered fumble ... Coached by Todd Eskola ... **CHOOSE ARKANSAS OVER:** Baylor, Texas, Iowa State, Kansas State, Colorado State, Louisiana-Monroe, Louisiana Tech, Rutgers, Tulsa and others.

PERSONAL: Born on Sept. 17, 1999 ... Son of Kecia Porter ... Undecided on a major.

PORTER'S CAREER DEFENSIVE STATS

	GP/GS	UA	A	TOTAL	TFL	SACK	FF/FR	INT	QBH	PD
2019	2/0	0	0	0	0.0	0.0	0/0	0	0	0
TOTAL	2/0	0	0	0	0.0	0.0	0/0	0	0	0



79 | **DYLAN RATHCKE**

OL | 6-5 | 290 | Redshirt Freshman
Baton Rouge, La. | University Lab HS

FRESHMAN (2019): Did not appear in any games in 2019.

HIGH SCHOOL: Three-star prospect by Rivals, 247Sports and ESPN ... Ranked as the No. 28 player in the state of Louisiana by Rivals ... Three-year varsity letterwinner at University Lab High School ... Helped his squad to 26-straight victories, dating back to a state championship winning season in 2017 ... Added another LHSAA Non-Select Prep Classic Division II title on Dec. 7, picking up a 55-46 victory over St. Thomas More ... Blocked for a squad that tallied 40+ points in all three playoff games this season and 12 of 13 games in 2018 ... Propelled the Cubs to five games with 50 or more points, including a season-best 70-0 victory on Oct. 19 ... 2017 All-USA Louisiana First Team honoree ... 2016 MaxPreps Sophomore All-American ... **CHOOSE ARKANSAS OVER:** Kentucky, Louisville, South Alabama, UAB and others.

PERSONAL: Rathcke (wrath-key) ... Born March 8, 2000 ... Son of Jennifer and Erik Rathcke ... Has one sibling, Morgan.



29 | **ASA SHEARIN**

LB | 6-1 | 221 | Redshirt Freshman
Jonesboro, Ark. | Jonesboro HS

FRESHMAN (2019): Did not play during the 2019 season.



48 | **JORDAN SILVER**

LS | 6-1 | 228 | Redshirt Junior
Branson, Mo. | Branson HS

2019 (REDSHIRT SOPHOMORE): Played in all 12 games for the Razorbacks in 2019, serving as the team's long snapper on field goal/extra point plays, as well as punts ... Totaled 112 snaps, according to Pro Football Focus ... Recovered one fumble on a muffed punt against Mississippi State on Nov. 2 ... First fumble recovery of his career.

2018 (REDSHIRT FRESHMAN): Played in all 12 games for the Razorbacks in 2018 as the team's long snapper ... Totaled 112 snaps according to Pro Football Focus, 70 coming in punt coverage and 42 on field goal/extra point plays ... Did not record any statistics, but finished with a special teams grade of 77.2 for the season from PFF.

2017 (FRESHMAN): Redshirted during initial year with the program.

HIGH SCHOOL: Rated as a five-star prospect and the No. 13 long snapper in the class according to Kohl's Kicking, the premier specialist program in the country ... Under Armour All-America honorable mention ... Snapped 44 times as a senior ... Attended the National Invitational Scholarship Camp, which is America's largest camp for kickers, punters and snappers ... Earned a spot in the final Under Armour Competition at the camp after he scored on 10 of his 12 snaps with an average snap time of .68 seconds ... His snaps to a punter have been regularly clocked at 38 mph ... **CHOOSE ARKANSAS OVER:** Oklahoma State, Oklahoma and Baylor.

PERSONAL: Born on March 8, 1998 ... Son of Lynnie and John Silver ... Has one brother, Justin ... Chemistry major.





RETURNING PLAYERS



26 | **MICAHH SMITH**

DB | 6-0 | 211 | Redshirt Senior
Marshall, Texas | Marshall HS

2019 (REDSHIRT JUNIOR): Played in 11 of 12 games for the Razorbacks in 2019 ... Totaled 284 plays, according to Pro Football Focus, seeing 214 snaps on defense, with 70 coming on special teams ... Recorded 22 tackles, 13 solo, with two pass breakups, a quarterback hurry and a fumble recovery ... Had a tackle in eight of 11 games played, including a season-high five against Western Kentucky on Nov. 9 ... Also recovered a fumble in the fourth quarter against the Hilltoppers.

2018 (REDSHIRT SOPHOMORE): Played in four games for the Razorbacks in 2018, appearing in each of the first three games and in week five against Texas A&M in Arlington ... Totaled 49 snaps according to Pro Football Focus, 13 on defense and 36 on Arkansas' kickoff coverage and kick & punt return units ... Recorded one tackle in the second game of the year at Colorado State.

2017 (REDSHIRT FRESHMAN): Played in 10 games, mostly on special teams ... Recorded three tackles and forced a fumble on kickoff coverage ... Saw limited time on defense against Florida A&M (Aug. 31) and No. 16 Mississippi State (Nov. 18).

2016 (FRESHMAN): Redshirted as a true freshman.

HIGH SCHOOL: A three-star recruit by 247Sports and Scout ... Tabbed the No. 153 safety in the class and the No. 288 player in the state of Texas ... Had a breakout senior campaign, tallying a team-leading 123 tackles, including three for loss, three interceptions, one forced fumble, two fumble recoveries and seven pass breakups ... Helped lead the Mavericks to an 11-2 record and an appearance in Texas Class 5A Division II (fourth-largest of 10 divisions) regional finals under head coach Clint Harper ... Collected 76 tackles, including four for loss, one sack, one interception and five pass breakups as a junior to help Marshall to a 7-5 record and an appearance in Texas Class 5A Division II area finals ... As a sophomore, had 37 stops and three pass breakups ... Also participated in powerlifting and track ... **CHOSE ARKANSAS OVER:** Northwestern (La.) State, Lamar, Texas State, Sam Houston State and Stephen F. Austin.

PERSONAL: Born on June 6, 1998 ... Son of Stacy Carter and Tomiko Smith ... Criminal justice major.

SMITH'S CAREER DEFENSIVE STATS

	GP/GS	UA	A	TOTAL	TFL	SACK	FF/FR	INT	QBH	PD
2017	10/0	1	2	3	0.0	0.0	1/0	0	0	0
2018	4/0	0	1	1	0.0	0.0	0/0	0	0	0
2019	11/0	13	9	22	0.0	0.0	0/1	0	1	2
TOTAL	25/0	14	12	26	0.0	0.0	1/1	0	1	2



22 | **TRELON SMITH**

RB | 5-9 | 185 | Redshirt Sophomore
Houston, Texas | Arizona State

REDSHIRT-SOPHOMORE (2019): Sat out due to transfer rules.

PRIOR TO ARKANSAS: Spent his first two years at Arizona State, redshirting the 2018 season after playing four games ... Ran for 56 yards on 11 carries as a sophomore ... Eight of his 11 attempts came in the season opener vs. Washington, tallying 45 yards, as well as three receptions for 16 yards through the air ... Had one rushing attempt in each of the next three games played ... Freshman (2017): Played in nine games for the Sun Devils in his true freshman season, seeing action as a reserve running back and kick returner ... Managed to see the field because of his explosiveness despite two senior running backs ahead of him on the depth chart ... Did most of his work on kick returns, attempting five returns that gained 90 yards (18.0 YPR).

HIGH SCHOOL: Played high school football at Cypress Ridge High School in Houston, Texas ... Named the MVP of District 17-6A, the highest division in the state of Texas, after both his junior and senior season ... Received honorable mention All-State honors in 2015 from the Texas Sports Writers Association ... Led Cypress Ridge High School to its first Regional Final in school history ... Received All-Midlands region honors as a running back from PrepStar ... Consensus three-star prospect according to major recruiting services; Tabbed by 24/7 sports composite rankings as the No. 10 all-purpose back in the country; Scout listed him as the No. 36 running back in the nation and the No. 6 running back in the state of Texas; Ranked as the No. 31 running back nationally and the No. 6 running back in the state of Texas by Rivals; Regarded as the No. 43 running back in the country by ESPN ... Totaled over 4,400 rushing yards and over 500 receiving yards while 2017 adding 52 total touchdowns in his varsity career ... Rushed for 2,270 yards with 29 rushing touchdowns while adding 23 receptions for 327 yards and four receiving touchdowns during his outstanding senior season ... Carried the ball 228 times for 1,807 yards and 17 touchdowns in his first year as the featured back on varsity as a junior.



RETURNING PLAYERS



11

**MATAIO
SOLI**

DL | 6-4 | 235 | Sophomore
Douglasville, Ga. | Douglas County HS

2019 (FRESHMAN): Played in all 12 games as a freshman for the Razorbacks in 2019, starting the last 11 at defensive end ... Totaled 550 plays, with 497 coming on the defensive line, according to Pro Football Focus ... Recorded 19 tackles, nine solo, with 1.5 for loss, getting credit for two quarterback hurries ... Had at least one stop in 11 games ... Posted a season-high three stops, two solo, against both Ole Miss (Sept. 7) and Auburn (Oct. 19) ... Tallied multi-tackle games against San Jose State (Sept. 21), Kentucky (Oct. 12), Alabama (Oct. 26) and Missouri (Nov. 29) ... Put together PFF tackling grades over 71.0 in eight games, with a season-high 76.5 at Ole Miss ... Finished with his best overall defensive marks against the Rebels at 76.7.

HIGH SCHOOL: Four-star prospect by Rivals and 247Sports ... Rated as the No. 16 weakside defensive end in the country and 28th overall player in the state of Georgia by 247Sports ... Four-year varsity letterwinner at Douglas County High School in Douglasville, Georgia ... Racked up 84 total tackles, 60 solo, with 29 tackles for loss, including 22.5 sacks to go with four quarterback hurries, two forced fumbles and one fumble recovery as a senior ... Region 5-6A Player of the Year ... Helped the Tigers to an 8-3 overall record, including a 7-1 mark in district play, and an appearance in the 2018 Georgia High School Football 6A state playoffs ... Tallied 77 total tackles as a junior, 49 solo and 20 for loss with 18 sacks en route to a 10-2 record in 2017 ... Advanced to the second round of the Georgia 6A state tournament ... Posted 50 or more tackles in each of his last three years of high school football ... Rated as the No. 41 wide receiver in the country and No. 42 overall prospect in the state of Florida by Rivals ... **CHOSE ARKANSAS OVER:** Alabama, Auburn, Florida, Kentucky, Vanderbilt, Clemson, Florida State, Notre Dame, Oregon, Stanford, Wisconsin and others.

PERSONAL: Mataio Soli (mah-tye-oh) ... Born March 4, 2001 ... Son of Karen and Junior Soli ... Has two siblings, Solomon and Skyla.

SOLI'S CAREER DEFENSIVE STATS

	GP/GS	UA	A	TOTAL	TFL	SACK	FF/FR	INT	QBH	PD
2019	12/11	9	10	19	1.5	0.0	0/0	0	2	0
TOTAL	12/11	9	10	19	1.5	0.0	0/0	0	2	0



24

**A'MONTAE
SPIVEY**

RB | 6-1 | 188 | Redshirt Freshman
Phenix City, Ala. | Central HS

2019 (FRESHMAN): Played in two games as a freshman for the Razorbacks in 2019, seeing action against Mississippi State (Nov. 2) and LSU (Nov. 23) ... Totaled 11 snaps on offense over the two games played, according to Pro Football Focus ... Carried the ball seven times, running for 24 yards ... Recorded 14 yards on three attempts against the Bulldogs, followed by 10 yards on four carries at LSU later in November.

HIGH SCHOOL: Three-star prospect by Rivals, 247Sports and ESPN ... Ranked as the No. 35 running back in the nation and 18th overall player in the state of Alabama by Rivals ... Rushed for 1,363 yards on 183 carries, scoring 19 touchdowns in 2018, while also hauling in 13 passes for 166 yards ... Averaged 7.5 yards per rush and 94.9 yards per game ... Opelika-Auburn News Offensive Player of the Year ... Led Central High School to a 10-0 regular season record and a spotless 4-0 mark en route to the Class 7A Alabama High School title after a 52-7 win in the championship game on Dec. 5 ... Racked up 156 yards rushing in the opening round of the playoffs on Nov. 9, with 126 coming in the first half of the 46-0 rout of Davidson ... Accounted for 118 total yards in the state title matchup, rushing for 78 yards on 14 carries and a touchdown while catching two passes for 40 yards ... Participated in the 2018 Alabama vs. Mississippi All-Star Game on Dec. 17 ... Totaled 944 yards and 14 touchdowns on 74 carries as a junior for the Red Devils in 2017, helping Central to an 11-1 mark and a semifinal berth in the 2017 Alabama state Class 7A tournament ... **CHOSE ARKANSAS OVER:** LSU, Ole Miss, Missouri, Cincinnati, Purdue and others.

PERSONAL: Born Aug. 28, 2000 ... Son of Teisha Floyd and Carlton Spivey.

SPIVEY'S CAREER RUSHING STATS

	GP/GS	ATT	YDS	AVG/G	TD	LG
2019	2/0	7	24	12.0	0	11
TOTAL	2/0	7	24	12.0	0	11



RETURNING PLAYERS



51 | **RICKY STROMBERG**

OL | 6-4 | 311 | Sophomore
Tulsa, Okla. | Union HS

2019 (FRESHMAN): Started each of the last 11 games of the year, playing in all 12, with his first two starts coming at left guard and his final nine at right guard ... Totaled 741 snaps as a freshman on Arkansas' offensive line, according to Pro Football Focus, participating in every offensive play in five games ... Did not allow a sack in 417 pass protection plays, recording three grades over 80.0 from PFF in the category, including a season-high 87.9 against Western Kentucky on Nov. 9 ... Blocked for an offense that scored 28 times and racked up 4,081 total yards, including 2,315 passing yards, 1,766 rushing yards and 14 touchdowns both through the air and on the ground.

HIGH SCHOOL: Four-star prospect by 247Sports ... Rated as the No. 19 offensive guard in the country and third overall prospect in the state of Oklahoma by 247Sports ... Three-year varsity letterwinner at Union High School in Tulsa, Oklahoma ... Played on both sides of the ball, but primarily on the offensive line ... Helped the Redskins to a 9-3 record and a No. 4 state rank behind a semifinal berth in the 2018 Oklahoma High School Football Class 6A-1 playoffs ... District 6A-1-2 Offensive Lineman of the Year ... Slotted at seventh overall in OKPreps 2019 Rankings heading into his senior season, as well as the top offensive lineman in the category ... Propelled Union HS to an 11-2 mark as a sophomore and a state championship in 2016, as well as a 12-1 record as a junior, falling in the 6A-1 title game in 2017 ... **CHOSE ARKANSAS OVER:** Tulsa, Colorado State, North Texas, Utah State and others.

PERSONAL: Born Nov. 10, 2000 ... Son of Diane and Scott Stromberg ... Has three siblings, Timmy, Bonnie and Scotty.



32 | **REID TURNER**

RB | 5-10 | 181 | Redshirt Freshman
Farmington, Ark. | Farmington HS

FRESHMAN (2019): Redshirted and did not appear in a game.

HIGH SCHOOL: Three-year varsity letter winner at Farmington High School for head coach Mike Adams as a running back and cornerback ... Finished his high school career with 1,566 rushing yards and 15 total touchdowns in 27 games played ... As a senior carried the ball 140 times for a team-leading 879 yards (6.3 ypc) and scored seven touchdowns while making two receptions for 65 yards and a touchdown over 10 games played ... Contributed three tackles (2 solo, 1 asst.) as a cornerback ... Ran for over 100 yards in a game four times ... Tied career-high of three total touchdowns by posting a career-best 196 yards on the ground with two scores and made a 39-yard touchdown grab in a 38-13 victory over Clarksville ... Registered a career-high three rushing touchdowns while running for 184 yards (16.7 ypc) in a 49-2 win over Gravette ... Played on the defensive side of the ball for the first time in his career ... As a junior accrued 49 carries for 354 yards (7.2 ypc) and scored three touchdowns in eight games played ... Ran for a season-high 84 yards in a 61-41 win over Clarksville ... As a sophomore totaled 71 carries for 333 yards (4.7 ypc) and four touchdowns in nine games played ... Achieved first 100-plus yard rushing game picking up 102 yards and a touchdown as part of a 22-13 win over Vilonia ... In first career varsity game scored a touchdown against Prairie Grove ... Also ran track at Farmington, competing in the 400 meters and 4x400 relay.



44 | **CAMERON VAIL**

DB | 6-1 | 197 | Redshirt Sophomore
Bryant, Ark. | Bryant HS

2019 Fall SEC Academic Honor Roll

2019 (REDSHIRT-FRESHMAN): Did not play in 2019.

2018 (FRESHMAN): Did not see action during the 2018 season.



72 | **DREW VEST**

OL | 6-6 | 299 | Redshirt Freshman
Searcy, Ark. | Searcy HS

FRESHMAN (2019): Did not play during the 2019 season.

HIGH SCHOOL: Three-year letterwinner at Searcy High School in Searcy, Arkansas ... Blocked for an offense that racked up 3,349 passing yards and 1,535 rushing yards en route to a 9-3 overall season and a second round berth in the 2018 Centennial Bank State 6A playoffs in 2018 ... Helped the Lions to a 10-3 mark as a junior behind 4,246 passing yards and 1,949 rushing yards, finishing the year in the third round of the 2017 6A tournament.



RETURNING PLAYERS



78 | **DALTON
WAGNER**

OL | 6-9 | 319 | Redshirt Junior
Spring Grove, Ill. | Richmond Burton HS

2019 Fall SEC Academic Honor Roll
2018 Fall SEC Academic Honor Roll

2019 (REDSHIRT SOPHOMORE): Started all 12 games for the Razorbacks at right tackle in 2019 ... Totaled 798 plays, including 751 on the offensive line, the second-most of all Arkansas offensive players ... Played every snap in each of the first two games (Portland State, Ole Miss) and three of the first five (Texas A&M), as well as at Kentucky and in the season finale against Missouri in Little Rock ... Put together two pass blocking grades from PFF over 81.0, with an 82.6 against Portland State (Aug. 30) and at LSU (Nov. 23) ... Finished with his highest overall offensive grade at 72.8 vs. Western Kentucky (Nov. 9) ... Blocked for an offense that scored 28 times and racked up 4,081 total yards, including 2,315 passing yards, 1,766 rushing yards and 14 touchdowns both through the air and on the ground.

2018 (REDSHIRT FRESHMAN): Played in 11 of 12 games for the Razorbacks in 2018, starting once on homecoming against Tulsa at the left tackle position ... Totaled 205 snaps during his freshman season according to Pro Football Focus, with 160 coming on offensive plays and 45 on field goal/extra point opportunities ... Appeared in a season-high 73 snaps vs. the Golden Hurricane ... Had only participated in seven plays at LT before that week eight contest, seeing the rest of his time at right tackle leading up to and after the game ... Did not allow a sack or a QB hit in 65 pass protection snaps ... Put together three grades from PFF of 72.0 or higher in pass blocking, topping out at 81.1 at Colorado State on Sept. 8 ... Helped the Arkansas offense to 4,028 yards of total offense and 28 touchdowns, with 2,307 yards and 17 scores coming through the air.

2017 (FRESHMAN): Redshirted during initial year with the program.

HIGH SCHOOL: Enrolled in January 2017 and participated in spring practice ... Consensus three-star prospect according to ESPN, Rivals, Scout and 247Sports ... Rated the No. 256 overall prospect in the class by 247Sports ... Tabbed a top 50 prospect at his position by 247Sports (No. 32) and Scout (No. 46) ... Touted as the No. 1 offensive tackle in the state of Illinois according to Scout ... Ranked as the No. 4 player in the state by 247Sports, No. 8 by Scout and No. 19 by ESPN ... A three-year starter on the offensive line at Richmond-Burton ... Coached by Pat Elder ... Earned a spot on the Northwest Herald All-Area first team in 2016 for the second straight season ... Named to the Illinois High School Football Coaches Association Class 4-A All-State team and All-Kishwaukee River Conference team ... Helped Richmond-Burton to a 6-4 record with a 5-1 mark in conference play and the program's 10th consecutive Class 4A playoff appearance in 2016 ... Paved the way for the Rockets to score 30 or more points four times ... Added 14 total tackles, one tackle for loss and a half-sack on defense in 2016 ... Helped Richmond-Burton advance to the second round of the state playoffs in 2015 ... Was one of 600 players selected to the 2016 U.S. Army All-American Combine in San Antonio ... **CHOSE ARKANSAS OVER:** Louisville, Utah, California, Vanderbilt, Virginia, Illinois, Indiana, Purdue and others.

PERSONAL: Born on Oct. 5, 1998 ... Son of Brad and Nancy Wagner ... Father, Brad, is a former offensive lineman at Western Illinois ... Has three siblings, Bryce, Melanie and Wyatt ... Brother Bryan was an offensive lineman at Southern Illinois (2014-18) ... Business economics major.





RETURNING PLAYERS



10 | **DE'VION WARREN**

WR | 5-10 | 186 | Senior
Monroe, La. | Ouachita Parish HS

2019 (JUNIOR): Played in nine games for the Razorbacks in 2019 ... Appeared in 180 snaps as a junior, with 104 coming on offense ... Regular on Arkansas' special teams units, seeing time at kick returner as well as on coverage squads ... Returned a team-high 16 kickoffs for 326 yards, averaging 20.4 yards per return ... His longest of the season came on a 37-yard return at Ole Miss on Sept. 7 ... Followed it up with a 36-yarder the next week against Colorado State ... Finished the year with nine of his 16 returns going for 20+ yards ... Caught four passes for 19 yards, while also rushing five times for 51 yards.

2018 (SOPHOMORE): Played in nine games for the Razorbacks in 2018 ... Totaled 167 snaps during his sophomore season, according to Pro Football Focus, including 98 as a receiver and 69 in kick return & coverage units ... Primarily used on kickoffs, returning 14 for 399 yards, averaging 28.5 per return ... Recorded his longest return of the season against Alabama on Oct. 6, taking a kick back 78 yards in the fourth quarter to set up an Arkansas touchdown ... Returned a season-high four kicks vs. Eastern Illinois for 102 yards ... Also had a 71-yarder at Mississippi State on Nov. 17 ... Posted three catches for 14 yards, hauling in two receptions at Colorado State on Sept. 8 ... His other catch was a touchdown reception against the Crimson Tide on a 17-yard pass from Ty Storey in the fourth quarter ... Part of an offense that racked up 4,028 yards during the 2018 campaign.

2017 (FRESHMAN): Played in all 12 games ... Led the SEC and ranked 13th nationally with a 26.38 kickoff return average ... Returned 29 kicks for 765 yards, which ranks third in single-season school history ... Led the SEC with four 40-plus yard kickoff returns ... Longest kick return was a 100-yard touchdown against No. 21 Auburn on Oct. 21 ... Had a kickoff return of 39 or more yards in five of eight SEC games ... Against Auburn, returned a kickoff in the third quarter 100 yards for a touchdown to become the first Razorback since 2014 to return a kickoff for a score ... It was the longest kickoff return for a score since Felix Jones' 100-yard kickoff return in 2006 against Ole Miss and also equaled the longest touchdown in Arkansas history ... Earned SEC Special Teams Player of the Week after totaling 141 yards on kickoff returns at Ole Miss on Oct. 28 ... Broke his second-longest return of the season in the fourth quarter, going for 45 yards.

HIGH SCHOOL: A four-star prospect by ESPN ... Ranked as the No. 18 player in Louisiana by ESPN ... Tabbed as the No. 5 athlete in Louisiana and the No. 28 athlete in the south by Scout ... Rated as the No. 34 athlete in the class by ESPN ... Listed as the No. 37 player in the class by 247Sports ... A three-year letterman at Ouachita Parish High School ... A three-time all-district selection and two-time all-northeast honoree ... Named a Louisiana Sports Writer's Association All-State Class 5A honorable mention as a senior in 2016 ... Earned a spot on the Central Louisiana All-District first team ... Was responsible for 39 total touchdowns ... Tallied 1,361 yards on the ground ... Completed 57 of 128 passes against just one interception for 1,022 yards ... Had 317 total yards and seven touchdowns in a 54-35 win against Natchitoches (La.) Central High School ... Followed that performance with 136 rushing yards and six touchdowns against Alexandria (La.) High School ... Rushed 26 times for 215 yards and four TDs against Ruston ... As a junior in 2015, played quarterback and had more than 2,200 yards of total offense and 27 TDs ... Threw for 235 yards and three scores as a sophomore in 2014 ... Also rushed for 628 yards and six TDs ... Coached by Jeff Fitzgerald ... **CHOSE ARKANSAS OVER:** Colorado State.

PERSONAL: Born on Nov. 1, 1998 ... Son of Roxanne and Lavell Warren ... Has a younger brother, Jakob ... Undecided on a major.

WARREN'S CAREER RECEIVING/RUSHING STATS

	GP/GS	REC	YDS	AVG/C	TD	LG	ATT	YDS	AVG/G	TD	LG
2017	12/0	1	5	5.0	0	5	2	10	5.0	0	6
2018	9/0	3	14	4.7	1	17	2	-3	-0.3	0	10
2019	9/0	4	19	4.8	0	15	5	51	5.7	0	17
TOTAL	30/0	8	38	4.8	1	17	7	48	1.6	0	17

WARREN'S CAREER KICK RETURN STATS

	NO.	YDS	TD	LG	AVG/R
2017	29	765	1	100	26.4
2018	14	399	0	78	28.5
2019	16	326	0	37	20.4
TOTAL	59	1,490	1	100	25.3



17 | **JOHN DAVID WHITE**

WR | 5-11 | 171 | Redshirt Freshman
Little Rock, Ark. | Pulaski Academy

2019 (REDSHIRT FRESHMAN): Played in the final two games of the year against LSU and Missouri ... Caught two passes for 27 yards at LSU on Nov. 23 ... Hauled in a 14-yard pass from Nick Starkel in the third quarter, followed by a 13-yard reception from Jack Lindsey on the second-to-last play of the game.

HIGH SCHOOL: Three-year letterwinner at Pulaski Academy in Little Rock, Arkansas ... Racked up a team-best 1,732 receiving yards on 86 catches over 14 games as a senior, finding the end zone 30 times ... Helped the Bruins to a 12-2 overall record and a berth in the 2018 Centennial Bank State 5A Football championship game for the third-straight year ... Hauled in 43 receptions for 835 yards and eight touchdowns as a junior on the 14-0 state title team in 2017

PERSONAL: Continues a long family lineage of donning an Arkansas uniform ... Great-grandfather Harold "Greasy" Rees played football for the Razorbacks, grandfather John Rees played receiver from 1968-70, uncle John Aaron Rees played from 2005-08 and father David played golf at Arkansas in the early 1990s.

WHITE'S CAREER RECEIVING STATS

	GP/GS	REC	YDS	AVG/C	TD	LG
2019	2/0	2	27	13.5	0	14
TOTAL	2/0	2	27	13.5	0	14



RETURNING PLAYERS



49 | **McKINLEY WILLIAMS**

LB | 6-1 | 210 | Redshirt Sophomore
Sheridan, Ark. | Sheridan HS

2019 Fall SEC Academic Honor Roll

2019 (REDSHIRT FRESHMAN): Played in three games for the Razorbacks in 2019, seeing action against San Jose State (Sept. 21), LSU (Nov. 23) and Missouri (Nov. 29) ... Totaled 16 snaps on special teams, according to Pro Football Focus ... Did not record any statistics.

2018 (FRESHMAN): Did not play during the 2018 season.

WILLIAMS' CAREER DEFENSIVE STATS

	GP/GS	UA	A	TOTAL	TFL	SACK	FF/FR	INT	QBH	PD
2019	3/0	0	0	0	0.0	0.0	0/0	0	0	0
TOTAL	3/0	0	0	0	0.0	0.0	0/0	0	0	0



56 | **ZACH WILLIAMS**

DL | 6-4 | 246 | Sophomore
Little Rock, Ark. | Joe T. Robinson HS


2019 (FRESHMAN): Played in nine games as a freshman for the Razorbacks in 2019, primarily on the defensive line (130 snaps), while seeing a limited number of plays (14) on Arkansas' special teams units ... Totaled 12 tackles, six solo, registering a season-high four in his first SEC game at Ole Miss on Sept. 7 ... Added two more stops against Colorado State (Sept. 14) and Kentucky (Oct. 12) ... Posted a tackle against both Auburn (Oct. 19) and Alabama (Oct. 26), before tallying two more against Mississippi State on Nov. 2 ... Notched tackling grades over 71.0 from PFF in every game with a mark, including a season-best 75.9 against Ole Miss to finish the year at 81.0 overall in the category.

HIGH SCHOOL: Four-star prospect by 247Sports and ESPN ... Rated as the No. 15 weakside defensive end in the country by 247Sports ... Ranked fourth overall player in the state of Arkansas by 247Sports and ESPN ... Three-year varsity letterwinner at Joe T. Robinson High School in Little Rock, Arkansas ... Racked up 97 tackles, 56 solo, with a team-best 31 for loss as a senior for the Senators ... Also paced the squad in sacks with 17.0, totaling 165 yards lost on the plays ... Caused five fumbles and recovered three, helping Robinson HS to a 12-3 overall record, falling in the 2018 Centennial Bank Arkansas state 4A football championship game on Dec. 8 ... Invited to play in the Pro Football Hall of Fame World All-Star Bowl on Dec. 22 ... Totaled 65 tackles as a junior, 34 solo and 28 for loss, with 11 sacks in 2017 ... Forced two fumbles and recovered three, pushing the Senators to a 13-1 mark, as the only loss of the season came in the Arkansas state 4A semifinal game ... **CHOSE ARKANSAS OVER:** Alabama, Florida, Georgia, Tennessee, Vanderbilt, California, Purdue, Texas, Texas Tech and others.

PERSONAL: Zach Williams ... Born Jan. 5, 2001 ... Son of Keli and Rickey Williams, former Arkansas linebacker (1984-87) ... Has two siblings, Sydni and Shelbi.

WILLIAMS' CAREER DEFENSIVE STATS

	GP/GS	UA	A	TOTAL	TFL	SACK	FF/FR	INT	QBH	PD
2019	9/0	6	6	12	0.0	0.0	0/0	0	0	0
TOTAL	9/0	6	6	12	0.0	0.0	0/0	0	0	0



71 | **RYAN WINKEL**

OL | 6-6 | 307 | Redshirt Sophomore
Memphis, Tenn. | Christian Brothers HS

2019 Fall SEC Academic Honor Roll

2019 (REDSHIRT FRESHMAN): Played in 11 of 12 games for the Razorbacks in 2019, seeing 119 snaps over the course of the season, including 53 on the offensive line ... Saw double-digit plays in three contests: San Jose State (12), Western Kentucky (19) and at LSU (12) ... Earned an 81.3 pass blocking grade from Pro Football Focus for his work against SJSU on Sept. 21 ... Finished the year with a 75.0 mark in pass protection, posting a 76.6 in his final game on the line at LSU (Nov. 23) ... Blocked for an offense that racked up 4,081 total yards and 28 touchdowns in 2019, with 2,315 passing yards and 14 TDs through the air.

2018 (FRESHMAN): Did not play during the 2018 season after tearing his pectoral muscle prior to the season.

HIGH SCHOOL: A three-star prospect according to the 247Sports Composite ... No. 32 ranked player in the state of Tennessee and the No. 96 offensive tackle in the class by 247Sports ... Named a first-team all-state selection in Division II-AAA and a first-team Commercial Appeal all-metro pick as a senior ... Helped Christian Brothers to a 12-1 record ... Part of an offensive line that paved the way for 2,417 rushing yards, including one 1,000-yard rusher, and 34 rushing touchdowns ... Cleared paths for the Purple Wave to top the 200-yard rushing mark six times, highlighted by three 300-plus yard games ... Blocked for a rushing attack that averaged 6.2 yards per carry ... Provided time for his quarterbacks to throw for 1,312 yards and 13 touchdowns ... As a junior, started every game in his first season with Christian Brothers and made first team all-region and all-conference ... Played at Bearden High School in Knoxville at the varsity level during his freshman and sophomore seasons ... Earned first-team honorable mention honors as a sophomore ... Played in six games as a freshman ... **CHOSE ARKANSAS OVER:** Mississippi State, Tennessee, Nebraska, Northwestern, Virginia, UCF and others.



RETURNING PLAYERS



8

**MIKE
WOODS**

WR | 6-1 | 196 | Junior
Magnolia, Texas | Magnolia HS

2018 Fall SEC Academic Honor Roll

2019 (SOPHOMORE): Started all 12 games of the 2019 season at wide receiver ... Saw most of his plays come out wide (556), with a decent amount coming in the slot (135), totaling 700 snaps as a sophomore for the Razorbacks, according to Pro Football Focus ... Led the team in receptions with 33 and touchdowns with four, racking up 423 receiving yards for an average of 12.8 per catch and 35.2 per game ... Caught a touchdown pass from four different quarterbacks in 2019 ... Totaled 83 yards after catch ... Opened the year with a team-best five receptions, totaling 30 yards, against Portland State on Aug. 30 ... Led the team for a second consecutive week in catches with six at Ole Miss (Sept. 7) in the SEC opener, totaling 84 yards, setting a career-high in yards and matching a career-best in receptions, both set against North Texas (Sept. 15, 2018) of six receptions for 61 yards ... After a two-catch game against Colorado State, posted a career-high 115 yards on four receptions against San Jose State (Sept. 21), scoring his first touchdown of the year on a 62-yard pass from Nick Starkel in the first quarter, his longest reception of the season at that point ... Also hauled in a 40-yard pass from Starkel in the fourth quarter, leading to a game-tying touchdown for the first 100-yard receiving game of his career ... Most receiving yards by a Razorback since Jordan Jones' 132 vs. Eastern Illinois on Sept. 1, 2018 ... Added another touchdown on a 13-yard pass from Ben Hicks in the second quarter against Texas A&M in Arlington on Sept. 28 ... Part of a four-catch, 62-yard game, making him one of three Hogs to record a receiving TD in back-to-back games in 2019 ... It also marked consecutive Southwest Classic games with a touchdown reception ... Totaled three catches for 18 yards at Kentucky on Oct. 12 ... Had at least two receptions in each of the last four games, finding the end zone against Mississippi State (Nov. 2) on an 11-yard pass from John Stephen Jones and a 24-yard pass from Jack Lindsey at LSU (Nov. 23).

2018 (FRESHMAN): Played in 10 games for the Razorbacks in 2018, starting seven as a wide receiver ... Totaled 338 snaps during his first season of collegiate football, according to Pro Football Focus ... Finished third on the team in receiving yards with 206, catching 18 passes for one touchdown and an average of 11.4 yards per reception ... Saw his first playing time against North Texas on Sept. 15 and made an immediate impact, pacing the team in receptions and receiving yards with four and 61, respectively ... Recorded at least one catch in each of the next four games, with multi-reception performances in each of the last three after a one catch, 13-yard game at Auburn in the SEC opener ... Scored his first touchdown against Texas A&M in Arlington as part of two reception, 50-yard performance, finding the end zone on a 29-yard pass from Ty Storey in the fourth quarter ... It would also stand as his longest catch of the year, earning his top offensive grade of the season at 81.0 from PFF ... Posted two-catch games in each of the next two weeks against Alabama (six yards) and Ole Miss (14 yards) ... Racked up 33 yards on three receptions against Vanderbilt, coming up just shy of his season-high with a 28-yard catch in the fourth quarter ... Wrapped up the year with one reception for 14 yards against LSU in the home finale and three catches and 15 yards at Mississippi State on Nov. 17 ... Targeted 38 times over the course of the season (PFF) ... Part of an offense that completed the 2018 campaign with 4,028 yards of total offense and 28 touchdowns, including 2,307 yards and 17 scores coming through the air.

HIGH SCHOOL: Three-star recruit by ESPN and 247Sports ... No. 464 ranked overall player in the class by 247Sports ... No. 58 ranked prospect in Texas by 247Sports ... No. 74 ranked wide receiver by 247Sports ... For his career, recorded 155 receptions for 2,988 yards and 41 touchdowns to go with three touchdowns on the ground in 31 games played ... Averaged 19.3 yards per catch and 96.4 yards per game ... Longest catch was 75 yards twice ... Posted 1,000-yard receiving seasons in his junior and senior seasons ... Also returned punts and kicks ... Totaled 527 kickoff return yards and 193 punt return yards ... Racked up 3,832 all-purpose yards for a 123.6 per-game average ... Logged 10 100-plus yard receiving games, including three with 200-plus yards, in three seasons ... As a senior in 2017, helped Magnolia to a 6-3 record with a 5-2 mark in conference play ... Caught 51 passes for 1,018 yards and 15 touchdowns ... Averaged 20.0 yards per reception and 101.8 per game ... Topped the century mark through the air four times ... Caught a touchdown pass in eight of 10 games ... Posted four multi-touchdown catch games ... Had a season-high 269 yards and four receiving touchdowns on nine catches to go with a rushing score in the season opener against A&M Consolidated ... Longest catch of the season was 74 yards against Waller ... As a junior in 2016, named to the Texas Sports Writers Association All-State third team ... First-team All-Montgomery County selection ... Posted career highs in catches (75) and receiving yards (1,456) and touchdown catches (21) ... Tallied five 100-plus yard receiving games, including two with 200-plus yards ... Averaged 121.3 receiving yards

per contest ... Recorded seven multi-touchdown catch games ... Had a 50-plus yard catch in seven games ... Set single-game career highs in receptions (18) and receiving yards (291) and caught four touchdown passes in a 75-54 win vs. Tomball ... Had 29 receptions for 514 yards and five scores as a sophomore in 2015. **CHOSE ARKANSAS OVER:** Vanderbilt, Washington State, Colorado State, Houston, Iowa State, Louisiana Tech, Minnesota, Northwestern, Rice, SMU, Texas State, Texas Tech, Tulsa, UTSA and Virginia.

WOODS' CAREER RECEIVING STATS

	GP/GS	REC	YDS	AVG/C	TD	LG
2018	10/7	18	206	11.4	1	29
2019	12/12	33	423	12.8	4	62
TOTAL	22/19	51	629	12.3	5	62





RETURNING PLAYERS



35 | **JAKE YURACHEK**

LB | 6-0 | 233 | Redshirt Sophomore
Friendswood, Texas | Friendswood HS/Colorado


2019 (REDSHIRT FRESHMAN): Played in four games for the Razorbacks in 2019, seeing action against Colorado State (Sept. 14), Western Kentucky (Nov. 9), LSU (Nov. 23) and Missouri (Nov. 29) ... Appeared in a total of 16 special teams plays, according to Pro Football Focus ... Did not record any statistics.

PRIOR TO ARKANSAS: Redshirted his freshman season at Colorado after playing in one game in 2018 ... A three-year starter at Friendswood High School in Friendswood, Texas, helping lead his team to the area championship all three years ... A first-team All-State, All-Houston Area, Galveston County MVP and District 24-6A MVP selection his senior year ... A first-team All-District selection his junior year when he led his team to a 10-3 record ... As a senior playing inside linebacker, he posted 193 tackles (130 solo) with 15 tackles for losses and eight sacks ... He also had eight quarterback hurries, forced two fumbles, recovered one, had one interception, three pass breakups and blocked a field goal ... Junior year he posted 57 tackles playing at outside linebacker, four for losses, two sacks, forced two fumbles, had one interception and one pass breakup ... As a sophomore he had 42 tackles at outside linebacker, five for losses and one interception ... He played two other CU signees in high school: beating TB Alex Fontenot's George Ranch High School in the 2016 Texas Class 5A Playoffs and faced OT Frank Phillip's Clear Lake team all four years of their prep careers, Yurachek's team winning three of the four matchups ... Also played basketball in high school.

PERSONAL: He was born in Franklin, Tenn. on Jan. 6, 2000 ... His father, Hunter, is the vice chancellor and athletics director at the University of Arkansas, who played collegiate basketball at Guilford College ... Like his father, he too would like to join the athletic administration field after his playing days are over ... Older brother, Ryan, played collegiately as a tight end at Marshall where he caught 143 passes for 1,354 yards and 26 TD in his career; in the 2017 Gildan New Mexico Bowl against Colorado State, he caught seven passes for 60 yards and one TD in leading the Thundering Herd to the victory over the Rams ... Ryan signed with the Oakland Raiders as an undrafted free agent on June 22, 2018.

YURACHEK'S CAREER DEFENSIVE STATS

	GP/GS	UA	A	TOTAL	TFL	SACK	FF/FR	INT	QBH	PD
2019	4/0	0	0	0	0.0	0.0	0/0	0	0	0
TOTAL	4/0	0	0	0	0.0	0.0	0/0	0	0	0



25 | **ZACH ZIMOS**

LB | 6-4 | 225 | Redshirt Freshman
Sugar Land, Texas | Fort Bend Travis HS

2019-20 First-Year SEC Academic Honor Roll

2019 (FRESHMAN): Played in the final four games of 2019 as a freshman for the Razorbacks ... Totaled 17 plays, according to Pro Football Focus, seeing most of his time on special teams ... Did not record any statistics.

HIGH SCHOOL: Four-star prospect by Rivals ... Rated as the No. 22 outside linebacker in the country and 39th overall player in the state by Rivals ... Three-year varsity letterwinner at Fort Bend Travis High School in Richmond, Texas ... Racked up 98 total tackles as a senior, 80 unassisted, with six tackles for loss ... Posted three quarterback hurries, two passes defended and two fumble recoveries, while also blocking a punt for the Tigers ... Helped Fort Bend Travis HS to an 8-3 mark and a first round appearance in the 2018 Texas High School Football State 6A-I playoffs ... Recorded 56 total tackles, 47 unassisted, with five for loss, including a sack, as a junior ... Had a team-high two interceptions, with two fumble recoveries and one forced fumble in 2017 ... Completed his high school career with 188 total tackles, averaging 6.3 per game, with 156 solo tackles and seven interceptions as a Tiger ... **CHOSE ARKANSAS OVER:** Missouri, California, Purdue, Texas Tech, Boise State and others.

PERSONAL: Zach Zimos (ZIE-mus) ... Born Jan. 4, 2001 ... Son of Brandy and Scott Zimos ... Has two siblings, Alex and Avery.

ZIMOS' CAREER DEFENSIVE STATS

	GP/GS	UA	A	TOTAL	TFL	SACK	FF/FR	INT	QBH	PD
2019	4/0	0	0	0	0.0	0.0	0/0	0	0	0
TOTAL	4/0	0	0	0	0.0	0.0	0/0	0	0	0



NEWCOMERS



46 | **NATHAN
BAX**

TE | 6-4 | 238 | Redshirt Freshman
Jefferson City, Mo. | Helias Catholic HS/Illinois State

AT ILLINOIS STATE: Redshirted the 2018 season.

HIGH SCHOOL: Two-year varsity starter for head coach Tim Rolo ... two-way standout as a wide receiver and defensive lineman ... finished senior season with 23 receptions, averaging 13.8 yards per catch ... on defense, recorded 73 total tackles, 4.5 sacks and 8.0 TFLs ... earn all-district honors as a junior and senior for his work on the gridiron ... as a junior averaged 30.5 yards per reception and recorded 46 stops on defense, with 3.0 sacks and 13 TFLs ... was also a standout on the basketball court, earning all-district honors twice and helping Helias to a third-place finish in the state as a sophomore ... named a team captain for both football and basketball.

PERSONAL: Born August 18, 1999, in Jefferson City, Missouri ... son of Doug and Kimie Bax ... youngest of four boys ... his brothers, David and Adam, played football at Central Missouri and his other brother, Ryan, played basketball at Benedictine ... member of the honor roll every semester and named the Rotary Student of the Month ... earned the Carl Vogel Award for academic excellence.



43 | **BROOKS
BOTH**

LB | 6-0 | 225 | Freshman
Harrison, Ark. | Harrison HS

HIGH SCHOOL: Three-year varsity letterwinner at Harrison High School for head coach Joel Wells as a linebacker and fullback ... Named 2019 Farm Bureau Insurance Arkansas 5A Defensive Player of the Year ... Selected to the 2019 Arkansas Sports Media High School Football Super Team, which is comprised of the best 27 seniors from across the state ... Played in 37 games over three seasons for the Gobblins ... Comes from a winning culture at Harrison, which amassed a 32-6 record over his three seasons and qualified for the state playoffs each year ... Named a captain and served as the signal caller defensively from his linebacker position while contributing offensively as a reliable blocking fullback ... Finished high school career with 330 total tackles and 10.0 sacks ... As a senior made 88 total tackles (47 solo, 41 asst.) with 4.5 tackles for loss, 2.5 sacks, one forced fumble and one fumble recovery in 12 games played ... Offensively, carried the ball eight times for 67 yards (8.4 ypc) and scored one touchdown while making one reception out of the backfield and contributing 38 kickoff return yards ... In junior campaign posted 124 total tackles (50 solo, 74 asst.) over 13 games while adding 6.5 tackles for loss, 4.5 sacks and one fumble recovery ... As a fullback rushed 20 times for 142 yards (7.1 ypc), scored four touchdowns and hauled in two catches for 59 yards ... As a sophomore registered 124 total tackles (56 solo, 53 asst.) in 12 games while adding 4.0 tackles for loss and 3.0 sacks ... Ran the ball four times for 57 yards (14.3 ypc) and scored a touchdown ... In his high school debut as a sophomore, recorded 16 tackles against Mountain Home ... The following week scampered for a career-best 50-yard touchdown run versus Siloam Springs ... As a junior, part of a Gobblins squad that captured the 5A-West Conference Championship, finished the regular season 10-0 and reached the semifinals of the state playoffs ... Recognized for his contributions in a win over Huntsville by garnering Brandon Burlsworth Foundation Player of Game honors ... During senior season named Brandon Burlsworth Foundation Player of the Game for his contributions against Siloam Springs ... Also a member of the Harrison track and field team competing in discus and shotput.



44 | **ANDY
BOYKIN**

DL | 6-4 | 314 | Freshman
Lagrange, Ga. | Troup County HS

HIGH SCHOOL: Three-star prospect by Rivals, 247Sports and ESPN ... Rated as the No. 37 strongside defensive end in the country by 247Sports ... Ranked 51st in the state of Georgia by ESPN ... Four-year varsity letterwinner at Troup County High School in LaGrange, Georgia ... Recorded 65 total tackles, with nine tackles for loss and five sacks as a senior in 2019, while blocking four kicks ... Helped Troup County HS to a berth in the 2019 Georgia 4A High School Football playoffs ... Named to the All-Region 5-4A Defensive team ... Made a run through the 2018 state tournament, reaching the semifinals during his junior campaign ... **CHOSE ARKANSAS OVER:** Alabama, Auburn, Florida, Georgia, Tennessee, Florida State, Miami, Oregon, USC, Wisconsin and others.

PERSONAL: Andy Boykin ... Born Oct. 15, 2001 ... Parents are Cathy and Andy Boykin Sr.



NEWCOMERS



15 | **BRADEN
BRATCHER**

QB | 5-11 | 172 | Freshman
Little Rock, Ark. | Pulaski Academy

HIGH SCHOOL: Set numerous Arkansas high school state records in a multitude of offensive categories ... Three-year varsity letterwinner for head coach Kevin Kelley at Pulaski Academy in Little Rock ... Part of a Bruins program that reached the Arkansas 5A State Championship game in each of his three seasons and won two state titles ... Totaled a 38-4 record during his three years of varsity action ... Tabbed the 2019 Farm Bureau Insurance Arkansas 5A Offensive Player of the Year as a senior ... Named MaxPreps State Player of the Year and MaxPreps All-State Team ... Played in 41 career games and threw for a staggering 10,468 yards with a completion percentage of 68.5% (695-for-1015) while tossing 114 touchdown passes to just 21 interceptions ... Ran for 1,856 career rushing yards (6.1 ypc) and scored 20 touchdowns ... Ranks ninth in both career passing yards (10,468) and career touchdown passes (114) in the state of Arkansas' high school history ... Posted eye-popping statistics his 2019 senior season leading the nation in both passing yards (5,196 yards), which ranks fifth most for a single-season in Arkansas state history, and total yards (6,022 yards) ... As a senior completed 327-of-483 pass attempts for 5,196 yards with 51 touchdowns to just 10 interceptions while averaging 399.7 passing yards per game over 13 games played ... Also ran 116 times for 826 yards (7.1 ypc) with eight scores ... Averaged 399.7 passing yards per game, which ranks third for a single-season in state history ... In the 2019 season opener threw for an Arkansas state record 764 yards (35-of-42) versus Springdale Har-Ber, which also ranks ninth nationally ever for a single-game according to USA Today High School Sports ... Rolled up 900 total yards (136 rushing yards) and accounted for 10 touchdowns (nine passing, one rushing) against Springdale Har-Ber in an 84-68 win, which was two points shy of setting the state record for most combined points in a game ... Nine passing touchdowns against Springdale Har-Ber ranks second in a single-game in state history ... Posted 521 passing yards and 119 rushing yards in the first half against Springdale Har-Ber ... 1,025 team total yards is the most in a single-game in Arkansas state history, while the 84 points scored are fourth-most in a single-game ... Threw for 619 yards (39-of-54), the fifth most yards in a single-game in state history, in a 63-61 loss to Little Rock Christian Academy ... Catalyst of an offense that reached the top-10 in state history for most yards in a single-game four times in 2019 (1,025 vs. Springdale Har-Ber - 1st; 857 vs. Little Rock Christian - 4th; 807 vs. Morrilton - 7th; 795 vs. Little Rock Parkview - 9th) ... Captured the 5A state championship by trouncing Little Rock Christian Academy 63-21 while totaling 439 passing yards (38-of-49) with five touchdowns and was named championship game MVP ... The performance ranks seventh most in state history for most passing yards in a championship game and tied for seventh in passing touchdowns ... As a team the Bruins accrued 766 total yards, the most in a championship game in state history ... Led the juggernaut Pulaski Academy offense to team statistical Arkansas state records of 9,065 total yards, 647.5 total yards per game, 790 total points, and 56.4 points per game ... The team also ranks second in the state record book with 106 total touchdowns and third with 6,137 passing yards ... Finished the 2019 season with a 12-2 overall record ... Played in 14 contests and completed 316-of-466 pass attempts during 2018 junior season, registering 4,733 passing yards with 57 touchdown passes to 11 interceptions ... Additionally ran 125 times for 707 yards (5.7 ypc) and scored eight touchdowns ... Finished the season 12-2, but fell in the state championship to Little Rock Christian Academy, 52-38 ... Despite the loss threw for 417 yards (30-of-50) which ranks seventh in a single state championship game in state history, and five passing touchdowns, which is tied for seventh most ... Appeared in all 14 games as a sophomore completing 52-of-66 pass attempts totaling 539 yards with six touchdowns to zero interceptions ... Tallied 323 rushing yards on 61 carries (5.3 ypc) ... Served as the backup on Pulaski Academy's fourth consecutive state championship team that defeated McClellan 37-36, and finished 14-0 ... Part of the 2017 offense that ranks inside the top-10 in numerous state categories ... Also played lacrosse and scored 10 goals with three assists his junior season ... **CHOSE ARKANSAS OVER:** SMU and others.

PERSONAL: Grandfather Sam Hilburn played for the Razorbacks from 1960-1963 and earned a letter in 1962 ... Uncle Scott Hilburn played for the Razorbacks from 2002-2004.




33 | **KELIN
BURRLE**

LB | 6-0 | 212 | Freshman
Harvey, La. | Helen Cox HS

HIGH SCHOOL: Three-star prospect by Rivals, 247Sports and ESPN ... Rated as the No. 22 player in the state of Louisiana by Rivals ... Four-year varsity letterwinner at Helen Cox High School in Harvey, Louisiana ... Played linebacker for the Cougars, making the playoffs in two of the last three years of his high school career ... Helped Helen Cox HS to its first playoff victory in over a decade in 2018 ... **CHOSE ARKANSAS OVER:** Kentucky, LSU, Tennessee, Texas A&M, West Virginia and others.

PERSONAL: Kelin Burrle (BURR-lay) ... Son of Lashanona Burrle.



90 | **VITO
CALVARUSO**

K | 6-2 | 182 | Freshman
Jefferson City, Mo. | Helias Catholic HS

HIGH SCHOOL: Played four years of varsity football for head coach Chris Hentges at Helias High School ... Two-time Missouri Class 4 All-State First Team selection in 2018 and 2019 ... Three-time Missouri Central All-District selection ... Tabbed to the Missouri Central All-District Team at both the kicker and punter positions as a senior ... Named a Kicking World All-American as a junior ... Named Capital City Area Player of the Year by Sports Locker Magazine ... Part of a Helias High School program that qualified for the Missouri Class 4 state playoffs in each of his four seasons ... Rated a five-star kicker, four-star punter and No. 20 overall kicker in the nation by Kohl's Kicking ... Possesses a strong leg and excels at kickoffs ... Competed at the Kicking World National Showcase in Austin, Texas and finished first in the kickoff competition ... Attended the Kohl's 2019 Midwest December Showcase and impressed during the kickoff charting phase ... Connected on 25-of-31 field goal attempts and 122-of-129 extra point attempts during his high school career ... Over his last two high school seasons, 80 percent of kickoffs resulted in touchbacks ... Owns Helias High School records of 11 field goals in a single-season and 25 career field goals ... Converted 11-of-15 field goals attempts and 42-of-43 extra point attempts as a senior ... Averaged 39.4 yards per punt as a senior, registering a long of 67 yards ... Also threw a 20-yard touchdown pass on a botched field goal try ... Drilled a Helias High School record 50-yard field goal in a 27-20 win against Rock Bridge ... Member of a Crusaders squad that finished 9-2 and reached the district semifinal ... As a junior in 2018, totaled 42 touchbacks on 56 kickoffs, made 9-of-11 field goal attempts and drilled 42-of-43 extra point attempts ... Reached the district semifinal as a junior ... As a sophomore part of an 8-4 team that qualified for the district championship ... Was also a member of the Helias High School golf team ... **CHOSE ARKANSAS OVER:** Mississippi State, Army, Iowa State, Memphis, Virginia Tech and others.



NEWCOMERS



40 | **GEORGE
CARATAN**

P | 6-2 | 213 | Junior
Pacific Palisades, Calif. | St. Thomas More HS/Michigan

AT MICHIGAN: Did not see game action in two seasons (2018-19) at Michigan.

HIGH SCHOOL: Attended St. Thomas More High School and was coached by Jeff Moore ... Also attended Loyola High School in Los Angeles where he was a two-year varsity kicker ... Earned NEPSAC Class B Independent All-League First Team at St. Thomas More ... First-Team All-Connecticut selection ... Averaged 46 yards per punt at St. Thomas More ... Converted 4-of-5 field goals including a 46-yarder at St. Thomas More and 35 of 41 kickoffs were touchbacks ... Punted 12 times for a 40-yard average with seven punts downed inside the 20-yard line as a senior at Loyola ... Converted 2-of-3 field goals and 16-of-17 PATs during his two years on varsity at Loyola ... Connected on a 49-yard field goal as a senior ... Hit two field goals and 8-of-9 PATs as a senior after connecting on all eight PATs junior year.

PERSONAL: Born March 25, 1999.



53 | **ELI
CHISM**

LS | 6-2 | 224 | Freshman
Shreveport, La. | Calvary Baptist Academy

HIGH SCHOOL: Played four seasons for head coach Rodney Guin at Calvary Baptist Academy in Shreveport as a long snapper and offensive tackle ... Named All-District 1-1A Second Team as a tackle in 2019 ... Named LHSAA All-Academic in both football and power lifting while commanding a 4.00 GPA ... Rated the No. 44 player in his class and a 4.5 star rating by Rubio Long Snapping ... Won the snapping competition at the 2019 Rubio Long Snapping Spring Camp in Texas ... According to Rubio Long Snapping, one of the more consistent snappers in his class ... Served as the starting offensive tackle as a senior for a Calvary Baptist team that finished the year 11-1 and reached the state quarterfinals ... Also a member of the Calvary Baptist Powerlifting team and finished third at the 1A State Championship ... **CHOSE ARKANSAS OVER:** Kansas, Louisiana Tech and others.



13 | **JULIUS
COATES**

DL | 6-6 | 289 | Redshirt Junior
Rockford, Ill. | Guilford HS/East Mississippi CC

PRIOR TO ARKANSAS: Three-star prospect by 247Sports ... Rated as the No. 13 junior college strongside defensive end in the country and No. 14 player in the state of Illinois by 247Sports ... Played his 2019 season at East Mississippi Community College in Scooba, Mississippi ... Tallied 30 tackles in 10 games, 19 solo, with nine tackles for loss and six sacks ... Also forced two fumbles, recovered two and broke up two passes ... Fifteen of his 30 tackles came during conference play, along with five of his six sacks ... Spent his first year of college ball at Ellsworth Community College in Iowa Falls, Iowa ... Played offense for the Panthers, lining up at tight end ... Hauled in six passes for 62 yards, while also carrying the ball once for seven yards ... Spent his prep days at Guilford High School in Rockford, Illinois, letting in both football and basketball ... **CHOSE ARKANSAS OVER:** Colorado, Nebraska, Oregon and others.

PERSONAL: Julius Coates ... Born Aug. 26, 1999 ... Son of Marie Devereueawax and Julius Coates ... Has two siblings: Marrisha and Juliya.



85 | **HARPER
COLE**

WR | 5-9 | 179 | Freshman
Aurora, Ill. | Waubonsie Valley HS

HIGH SCHOOL: Three-year varsity letterwinner at Waubonsie Valley High School in Aurora, Illinois, for coach Paul Murphy ... Helped the Warriors to a 7-4 record in 2018 and a second-round berth in the Illinois High School Playoffs ... Defeated Bolingbrook in the opening round of the state tournament, 38-21, before falling to Maine South to end his senior season ... It was the highest win total for Waubonsie Valley since 2015.



86 | **KEVIN
COMPTON**

WR | 6-2 | 176 | Freshman
Pine Bluff, Ark. | Watson Chapel HS

HIGH SCHOOL: Four-year varsity letterwinner in both football and baseball at Watson Chapel High School in Pine Bluff, Arkansas ... Played on both sides of the ball for Coach Jared Dutton and the Wildcats ... Recorded 33 tackles as a senior, a tackle for loss, two pass breakups and two interceptions, and on offense had 14 catches for 361 yards and six touchdowns ... On special teams, returned 11 kickoffs for 274 yards ... As a junior, tallied 38 tackles, 10 interceptions and two recovered fumbles on defense, and on offense had 18 receptions for 290 yards and six TDs ... **CHOSE ARKANSAS OVER:** Louisiana-Lafayette, Tennessee-Martin and others.



38 | **JON
CONLEY**

DB | 6-0 | 169 | Redshirt Freshman
Fayetteville, Ark. | Fayetteville HS

FRESHMAN (2019): Redshirted his first year on campus as part of the track & field program.

HIGH SCHOOL: Letter Winner for coach Drew Yoakum at Fayetteville High School ... Competed in the 100-meters, 200-meters, and relays.

PERSONAL: Born January 18, 1999 ... Son of Michael and Regina Conley ... Has three siblings, Michael, Jordan, Sydney ... Father Michael, is one of the most decorated athletes in Arkansas track & field program history ... Majoring in Business Management.



NEWCOMERS



75 | **RAY
CURRY JR.**

OL | 6-5 | 320 | Freshman
Memphis, Tenn. | White Station HS

HIGH SCHOOL: Three-star prospect by Rivals, 247Sports and ESPN ... Rated as the No. 10 player in the state of Tennessee by ESPN ... Four-year varsity letterwinner at White Station High School in Memphis, Tennessee ... Helped the Spartans to a 7-5 overall record as a senior and a second round berth in the Class 6A-1 Tennessee state playoffs ... Was a member of three state playoff teams, including the 2017 squad that made it to the third round of the postseason tournament ... **CHOSE ARKANSAS OVER:** Auburn, Kentucky, Ole Miss, Mississippi State, Missouri, South Carolina, Tennessee, Vanderbilt, Louisville, Michigan, Nebraska and others.

PERSONAL: Ray Curry ... Born April 9, 2002 ... Son of Alicia and Ray Curry ... Brother of Arayvia.



11 | **JAQUAYLN
CRAWFORD**

WR | 5-10 | 172 | Redshirt Sophomore
Rockdale, Texas | Rockdale HS/Oklahoma

AT OKLAHOMA: As redshirt freshman in 2019 played in one game against South Dakota (Sept. 7) but did not record any statistics ... Redshirted in 2018 with lone action coming against Kansas (Nov. 17).

HIGH SCHOOL: A four-star recruit by 247Sports, ESPN and Rivals ... Rated No. 146 nationally by ESPN and No. 179 by 247Sports ... Rated as the country's No. 8 athlete by 247Sports, No. 13 by ESPN and No. 22 by Rivals ... Touted as the No. 17 prospect in the state of Texas by 247Sports, No. 21 by ESPN and No. 39 by Rivals ... Recorded over 150 receptions, 2,500 receiving yards and 33 receiving touchdowns, rushed for more than 1,200 yards and 18 TDs and tallied over 500 return yards during his high school career ... Also held offers from Auburn, Georgia, Notre Dame and others.

PERSONAL: First name pronounced juh-KWAY-lin.



30 | **LEVI
DRAPER**

LB | 6-1 | 223 | Redshirt Junior
Collinsville, Okla. | Collinsville HS/Oklahoma

AT OKLAHOMA: Played in all 14 games, primarily on special teams in 2019 making three solo tackles ... Tallied first two career tackles against South Dakota (9/7) ... Was credited with a stop against Texas Tech (9/28) ... Played in all 14 games, primarily on special teams in 2018 but did not record any stats ... Redshirted in 2017.

HIGH SCHOOL: Early enrollee at Oklahoma ... Ranked as a four-star recruit by 247Sports, ESPN, Rivals and Scout ... Ranked as the No. 82 player in the country by Scout, No. 118 by 247Sports, No. 194 by ESPN and No. 215 by Rivals ... Touted as the No. 2 inside linebacker in the nation by Scout, No. 4 by 247Sports and No. 6 by ESPN and Rivals ... Rated as the top player in the state of Oklahoma by 247Sports and No. 2 by ESPN and Rivals ... U.S. Army All-American ... Invited to the finals of The Opening ... Made 143 tackles with four sacks and two interceptions as a senior and was named first-team all-state by The Oklahoman ... Helped lead Collinsville to the state championship game as a junior ... **CHOSE ARKANSAS OVER:** Oklahoma over Alabama, Clemson and Florida State, among others.



39 | **H.T.
FOUNTAIN**

LS | 6-0 | 233 | Senior
Flomaton, Ala. | Lindsey Wilson/Escambia Academy

PRIOR TO ARKANSAS: Attended NAIA Lindsey Wilson University in Columbia, Ky for four years ... Served as the Blue Raiders primary long snapper in 2018 and 2019, appearing in 24 games over his three-year career ... Named to the National Football Foundation & College Hall of Fame Hampshire Honor Society ... Selected to the Academic All Mid-South Conference team in 2019 ... Named a Daktronics-NAIA Scholar-Athlete in 2018 ... In 2019 was a member of a Lindsey Wilson squad that finished 12-1 and reached the NAIA national semifinals ... Played offensive and defensive line in addition to long snapper at Escambia Academy in Flomaton, Ala ... Selected to the AISA First Team and Brewton Standard All-County Team as an offensive lineman his senior season ... Coached by Hugh Fountain at Escambia Academy ... Also played baseball in high school.

PERSONAL: Born May 3, 1997 ... Son of Susan and Hugh Fountain ... Dad Hugh was his high school football coach and has been a high school head coach in Alabama for 32 years ... Dad Hugh was an offensive lineman at Troy and was a member of the 1984 NCAA Division II National Championship team ... Has two siblings, Hannah and Troy.



NEWCOMERS



13 | **FELEIPE FRANKS**

QB | 6-6 | 228 | Redshirt Senior
Crawfordsville, Fla. | Wakulla HS/Florida

AT FLORIDA

2019 (REDSHIRT JUNIOR): Appeared in three games as a redshirt-junior in 2019, seeing action against Miami (Aug. 24), UT Martin (Sept. 7) and Kentucky (Sept. 14) ... Threw for 698 yards and five touchdowns, rushing for 68 yards and a score over the three games ... Went 17-for-27 in the season opener against Miami, throwing for 254 yards and two TDs, also ran for a score on eight yards ... Put together a strong showing against Tennessee-Martin, racking up 270 yards and two touchdowns through the air on 25-of-27 passing, while also running for 37 yards ... Also played in the SEC opener at Kentucky, going 12-for-17 for 174 yards and a TD, with 23 rushing yards.

2018 (REDSHIRT SOPHOMORE): Played in and started all 13 games at quarterback, throwing for 2,457 yards with 24 touchdowns and six interceptions on the season ... Totaled 350 rushing yards on 110 carries and a team-high tying seven rushing touchdowns ... Led the Gators to a 10-3 record and No. 6 final ranking in the USA Today Coaches' Poll ... Became the first Gators quarterback since John Brantley in 2010 to start every game throughout the entire season ... Finished the season with 31 touchdowns accounted for, tied with Chris Leak's 2004 season for the seventh-highest single-season total in school history ... His seven rushing touchdowns left him one shy of tying Tim Tebow (2006) and Jimmy Fisher (1979) for the sixth-most rushing touchdowns by a Gators quarterback in a single season ... Ranked tied for 32nd nationally with 24 touchdown passes, which was also the highest single-season total by a UF quarterback since Tebow threw 30 in 2008 ... Finished the season tied for 17th nationally in touchdown-interception ratio ... Among players with 315-plus attempts, he tied for 14th ... Since the start of 1996, Tebow (7.50 - 2008; 5.33 - 2007; 4.20 - 2009) is the only Gator with a better touchdown-interception ratio than Franks' 4.00 (24 to 6) in 2018 ... One of 12 FBS quarterbacks to throw more than 20 touchdowns and less than seven interceptions ... Became the fourth Gators QB since 1996 to accomplish that aforementioned feat, and Franks had the second-most attempts (322) in that bundle, only trailing Tebow's 2007 season (350) ... Registered the highest passing yardage total since Tebow threw for 2,895 yards in 2009 ... His four games of three-plus touchdown passes were the most such games since Tebow had four in 2008, and they were just one shy of UF quarterbacks' combined total from the 50 games spanning 2014-17 ... His six 200-yard passing games are the most since Tebow's seven in 2009 ... Capped his season with Offensive MVP honors in the Chick-fil-A Peach Bowl, as he joined Tebow as the only other Gators quarterback since the start of the 2000 season to record a passing touchdown and rushing touchdown in a bowl game. ... Ended the 2018 season on a streak of 135 pass attempts without an interception (last INT vs. Georgia in 1st Quarter), which ranks as the fourth-longest streak in UF history.

2017 (REDSHIRT FRESHMAN): Played in all 11 games and made eight starts at quarterback, throwing for 1,438 yards with nine touchdowns and eight interceptions on the season ... Became the first redshirt freshman to start a season opener at QB for the Gators since Kyle Morris in 1988 ... Recorded 212 yards passing (19-for-28) with two touchdowns and one interception against Tennessee ... UF defeated UT with a 63-yard touchdown pass from Franks to Tyrie Cleveland on the final play of the game ... That play marked the only time in school history that the Gators defeated an opponent with a touchdown on the final play of regulation ... Antonio Callaway's catch-and-run from Will Grier against the Vols in 2015, which was also a 63-yard pass play, gave the Gators' a 28-27 victory that season ... Florida ran the exact same play, "Train Ride Open, Big Bend In." on both occasions ... Recorded a 79-yard rush in the third quarter against Texas A&M on Oct. 14, which is the longest run by a UF quarterback in school history ... Combined with Malik Zaire to throw for 256 passing yards at Missouri on Nov. 4, which was a season-high for the Gators ... In addition, that contest marked the first time that UF threw for at least 250 yards against an SEC opponent since Dec. 3, 2016 (2016 SEC Championship, Alabama) ... Became just the second UF quarterback since 2012 to start at least eight games in a season ... Totaled a 3-5 record as a starter.

2016 (FRESHMAN): Did not appear in a game and redshirted.

PRIOR TO FLORIDA: Participated in the 2016 US Army All-American Bowl in San Antonio, Texas ... 2015 Elite 11 Finalist (was on the final squad of eleven and was the first invited to the competition) ... Participated in Nike's The Opening 2015 in Beaverton, Oregon ... Named Class 5A Second Team All-State as both a junior and senior ... Led his team to a 13-2 record as a senior and reached the Class 5A State Championship Game ... Senior Season: Threw for 2766 yards with 35 touchdowns; also had 28 carries for 245 yards and four touchdowns, was the kicker

for all kickoffs and field goals, along with most extra points and punts, made 90% (43-47) of his extra points and four of seven field goals, including a long of 47 yards, his longest punt was 68 yards and 44 of his 74 kickoffs were touchbacks ... Junior Season: Threw for 2249 yards with 28 touchdowns; also had 28 carries for 425 yards and three touchdowns, was the kicker and punter as well, having 60 of his 74 kickoffs be touchbacks, seven of his 22 punts be inside the 20, 46 of 50 PAT attempts made, and six for seven on field goals with a long of 39 yards ... Sophomore Season: Threw for 1842 yards with 18 touchdowns; also ran four times for 36 yards and a touchdown, handled most of the team's kicking and punting duties, with nine of his 24 punts being touchbacks, 23 of his 31 extra points being made, and four of five of his field goals being made with a long of 33 yards ... Played for Coach Barry Klees ... Brother, Jordan, played wide receiver and signed with UCF in 2014 ... Also played baseball in high school.

2019 MLB DRAFT: Franks was selected by the Boston Red Sox with the 947th pick in the 31st round of the 2019 MLB Amateur Draft ... "I'm flattered that the Red Sox picked me this afternoon," Franks said on June 5, 2019 following his selection. "However, I'm living out my dream being the quarterback of the Florida Gators. We're all working extremely hard this offseason and I cannot wait to hit the field this fall." ... Franks hasn't played baseball since his junior year of high school because he graduated in Dec. 2015 and early enrolled at Florida, was rated as the No. 500 overall baseball prospect in the country by Perfect Game in the spring of 2016 ... In addition, Franks was rated as the No. 117 overall player in the state of Florida and the No. 41 right-handed pitcher nationally ... Franks was the first UF quarterback selected in the MLB Amateur Draft since Jeff Driskel was selected in the 29th round by the Red Sox in 2013.



56 | **MARCUS HENDERSON**

OL | 6-5 | 284 | Freshman
Memphis, Tenn. | Memphis University School

HIGH SCHOOL: Four-star prospect by 247Sports and ESPN ... Rated as the No. 6 offensive guard in the country and sixth-ranked prospect in the state of Tennessee by ESPN ... Slotted in ESPN's Top 300 at 164 ... Four-year varsity letterwinner at Memphis University School in Memphis, Tennessee ... Blocked for an offense that racked up 3,192 yards, including 1,665 on the ground in 2019, producing 46 total touchdowns with 29 rushing scores ... Also recorded 22 tackles on defense, including six tackles for loss and two sacks ... Helped the Owls to a 10-2 overall record as a senior, reaching the semifinals of the Class 3A-II Tennessee state playoffs ... Propelled the Memphis University School offense to 4,079 yards of total offense during his junior season in 2018, blocking for a passing attack that racked up 2,762 yards and 26 touchdowns, with 25 scores coming from the ground game ... Was a member of the state runner-up team in 2018, falling in the Class 3A-II title game ... **CHOSE ARKANSAS OVER:** Alabama, Auburn, Florida, Georgia, LSU, Ole Miss, Mississippi State, Missouri, South Carolina, Tennessee, Texas A&M, Ohio State, Oklahoma and others.

PERSONAL: Marcus Henderson ... Born Feb. 26, 2002 ... Son of Adrienne and Marcus Henderson III ... Brother to Shaiana.



NEWCOMERS



2

**MALIK
HORNSBY**

QB | 6-2 | 183 | Freshman
Missouri City, Texas | Fort Bend Marshall HS

HIGH SCHOOL: Four-star prospect by 247Sports and ESPN ... Rated as the No. 5 dual-threat quarterback in the country and 14th overall player in the state of Texas by 247Sports ... Slotted at No. 228 in ESPN's Top 300 ... Two-year varsity letterwinner at Fort Bend Marshall High School in Missouri City, Texas ... Threw for 2,279 yards on 115-of-201 passing as a senior in 2019 ... Threw for 29 touchdowns and rushed for 17, carrying the ball 130 times for 1,587 yards on the ground ... Helped the Buffalos to a 14-2 overall record in his final year of prep ball, falling by three points in a high-scoring Class 5A state championship game at the end of the 2019 campaign ... Selected to play in the 2020 U.S. Army All-American Bowl ... Tallied 1,969 passing yards on a 75-for-128 clip as a junior, connecting on 23 TDs through the air ... Carried the ball 81 times for 772 yards and 13 scores as part of a 15-1 record, ending the year in the 2018 Texas High School Football 5A title game ... Went 25-3 as the starting quarterback over his two years at the helm of the Buffalo offense, amassing over 5,000 yards of total offense with only four interceptions, two in each season ... **CHOSE ARKANSAS OVER:** Alabama, Auburn, Florida State, Georgia, Mississippi State, Oregon, Tennessee, Baylor, Texas A&M, Purdue and others.

PERSONAL: Malik Hornsby ... Born Nov. 7, 2000 ... Son of Seth McCoy.



8

**JERRY
JACOBS**

DB | 5-11 | 203 | Redshirt Senior
Atlanta, Ga. | South Cobb HS/Arkansas State

ARKANSAS STATE: Played two years for the Red Wolves from 2018-19 ... Racked up 52 total tackles in 17 games over his two seasons, with 40 solo and four for loss ... Appeared in 13 games in 2018, tallying 31 tackles, 24 solo, with three for loss and four interceptions, breaking up 12 passes ... Added 21 stops in 2019 over four games with 16 solo and a TFL.

HUTCHINSON CC: Earned KJCC All-Conference honors his only season at Hutchinson Community College ... Played in 12 games, recording 39 tackles and four interceptions.

HIGH SCHOOL: Varsity football, baseball, lacrosse and track & field letterman at South Cobb High School ... Graduated high school with honors.



20

**DOMINIQUE
JOHNSON**

RB | 6-1 | 240 | Freshman
Crowley, Texas | Crowley HS

HIGH SCHOOL: Three-star prospect by Rivals, 247Sports and ESPN ... Three-year varsity letterwinner at Crowley High School in Crowley, Texas ... Guided the Eagles to a 9-2 overall record in 2019, including a first-round appearance in the Texas state 5A playoffs ... Earned All-District honors after his junior season ... Rushed for 1,109 yards and 15 touchdowns in 2018, helping the Eagles to a 7-4 record and a berth in the 5A playoffs ... Rushed for over 100 yards in six games, including a season-high 231 yards and three touchdowns against Brewer HS on Sept. 20 ... **CHOSE ARKANSAS OVER:** Missouri and others.

PERSONAL: Dominique Johnson ... Son of Naquisha Gipson.



19

**KHARI
JOHNSON**

DB | 6-0 | 189 | Freshman
Boston, Mass. | Suffield Academy

HIGH SCHOOL: Three-star prospect by 247Sports and ESPN ... Rated as the No. 14 player in the state by 247Sports ... Letterwinner at Suffield Academy in Suffield, Connecticut ... Played on both sides of the ball, recording 36 tackles, one for loss, with four interceptions, a pick six, two forced fumbles and 12 pass breakups as a senior in 2019 ... Helped the Tigers to a perfect 9-0 record and the 2019 New England Preparatory School Athletic Council Class A Championship ... He tallied 29 receptions for 578 yards and five touchdowns, carrying the ball 10 times for 55 yards on the offensive side of the ball in his final year of prep ball ... **CHOSE ARKANSAS OVER:** Georgia, Navy, Pittsburgh and others.

PERSONAL: Khari Johnson ... Born Nov. 3, 2000 ... Son of Jessica and Bernard Johnson ... Brother to Esai.



97

**XAVIER
KELLY**

DL | 6-5 | 311 | Redshirt Senior
Wichita, Kan. | East HS/Clemson

2019 (REDSHIRT JUNIOR AT CLEMSON): Credited with nine tackles, including a half-sack, as well as two pass breakups and a fumble recovery in 87 snaps over 10 games ... Recorded two tackles and a fumble recovery vs. Georgia Tech ... Added a tackle vs. Charlotte ... Registered two tackles including a half-sack vs. Florida State ... Contributed three tackles at Louisville ... Added a tackle vs. No. 22 Virginia in the ACC Championship Game ... ACC Honor Roll selection.

2018 (REDSHIRT SOPHOMORE AT CLEMSON): Credited with nine tackles (1.0 for loss) with 1.0 sack and a forced fumble in 93 snaps in 10 games ... Made two tackles in wins against Furman and Georgia Southern ... Also added a tackle at Georgia Tech and at Wake Forest ... Recorded his first career sack at Florida State ... Posted a tackle vs. Duke.

2017 (REDSHIRT FRESHMAN AT CLEMSON): Had eight tackles, a tackle for loss and sack in 76 snaps over eight games ... Had a sack in nine snaps against Wake Forest on Oct. 7 ... Had five tackles in 22 snaps against The Citadel on Nov. 18.

2016 (FRESHMAN AT CLEMSON): Redshirted in his first year with the program.

HIGH SCHOOL: Rated as a consensus top 150 prospect in the nation ... Rated the No. 84 overall prospect by 247 Sports ... No. 1 prospect in Kansas and eighth best defensive end in the nation by 247 Sports ... Listed as No. 113 prospect overall by Scout and No. 154 by both ESPN and Prep Star ... No. 141 overall and second-best player in Kansas by Rivals ... No. 1 prospect in Kansas by ESPN ... Played in the U.S. Army All-American game ... Had 72 tackles as a senior, 39 first hits and 33 assists in just nine games ... Had 12 tackles for loss, including 8.5 sacks ... Also an outstanding basketball player, a three-year starter and double figure scorer all three years ... Started at center on the East High School AAAAAA State Championship team of 2015 ... Honorable mention all-state as a basketball player ... Played his high school football for Bill Coffman ... Selected Clemson over offers from Georgia, Oklahoma, Kansas State and Alabama ... First Clemson signee from the state of Kansas since Jason Gamble in 1996 ... Recruited by Brent Venables and Marion Hobby.

PERSONAL: Born Oct. 2, 1997 ... Graduated from Clemson in December 2019 with a degree in sports communication ... Completed microinternships with WH Trucking in 2018 and Adobe in 2019 ... Is a talented artist.



NEWCOMERS



23 | **JOSH
OGLESBY**

WR | 5-8 | 174 | Redshirt Sophomore
Katy, Texas | Katy HS

IN TRACK AT ARKANSAS: Sophomore (2020) Indoors: Competed in 60m at Razorback Invitational, ran 6.81 in prelims and 6.84 in final.

FRESHMAN (2019): Competed in 11 meets ... Set a personal-best of 6.74 (tied for No. 10 in program history) in the 60-meters at the SEC Indoor Championships ... Ran a lifetime-best of 10.44 in the 100-meters at the Michael Johnson Invite in Waco, Texas ... Set a personal-best in the 200-meters at the National Relay Championships running 21.46 ... Bronze medalist as a member of the 4 x 100-meter relay at the SEC Outdoor Championships ... First-team All-American in the 4 x 100-meter relay running the opening leg of the sprint relay that finished fourth in 38.58.

HIGH SCHOOL: Letter winner in football and track at Katy High School ... Rated as the No. 42 all-purpose running back in the country in 2018 by 247Sports ... District and Area Champion in the 100-meters ... Regional Runner-up at 100-meters ... Bronze medalist in the 100-meters at the State Meet ... Holds PR of 10.38 in the 100-meters.

PERSONAL: Born July 28, 1999 ... Son of John and Candice Oglesby ... Has one sibling, John Oglesby II ... Father played football at TCU ... Majoring in Business Marketing.



14 | **CADE
PEARSON**

QB | 6-3 | 223 | Redshirt Sophomore
Texarkana, Texas | Texas HS/North Texas

AT NORTH TEXAS: 2018: Made one appearance, the first of his career, completing all four passes for 17 yards in the win vs. Incarnate Word on 9/8 ... 2017: Redshirted his first season in Denton.

HIGH SCHOOL: Rated a two-star prospect by 247Sports, Scout and Rivals ... Completed 149-of-234 passes for 2,400 yards with 24 TDs with only three interceptions as a senior, leading Texas High to a 10-1 record and a playoff appearance ... As a junior in 2015, completed 108-of-200 passes for 1,665 yards with 18 TDs and nine interceptions for Texas High, who finished 8-3 ... In his first year as a starter as a sophomore, was 131-of-249 for 1,642 yards with 16 TDs and eight interceptions.



35 | **A.J.
REED**

K | 5-11 | 186 | Redshirt Senior
Prattville, Ala. | Prattville HS/Duke

2019 (REDSHIRT JUNIOR AT DUKE): Started all 12 games as Duke's placekicker ... recorded a team-best 79 points on 15-of-18 (.833) field goals and 34-of-34 (1.000) PATs ... converted on a career long FG of 51 yards against Syracuse ... was the only ACC kicker with three field goals of 49+ yards this season (North Carolina A&T, Middle Tennessee, and Syracuse) ... also was one of just two ACC kickers with multiple field goals of 50+ yards this season (vs. North Carolina A&T and Syracuse) ... his 51-yarder marked the 29th field goal of 50+ yards in Duke history ... finished the season tied for 27th in the country with his .833 field goal percentage ... posted nine-straight field goals made throughout the season from Aug. 31 - Oct. 26 ... tallied 57 kickoffs for 3,182 yards (55.8) with 15 touchbacks against one boot out of bounds ... in his Duke career, finished with a 61-consecutive PATs made streak ... had nine games with 7+ points including a career-high 11 against both Middle Tennessee and Georgia Tech in 2019 ... in 30 career games (24 starts), has totaled 120 points on 18-of-28 (.643) field goals and 66-of-67 (.985) PATs ... kicked off 91 times for 5,203 yards (57.18) with 20 touchbacks against two boots out of bounds ... owned one game-winning, fourth quarter FG against Notre Dame in 2016 (19 yards; 1:24) ... recorded five tackles on kickoff coverage ... on the field for 189 career snaps ... named an honorable mention as a specialist on the 2019 All-ACC football team, was tabbed to the All-ACC Academic team, while also being selected a CoSIDA Academic All-District honoree ... was chosen a semifinalist for the Lou Groza Award and was tabbed the ACC Specialist of the Week on Nov. 18, 2019 after converting field goals of 31 yards and a career-best 51 yards against Syracuse.

2018 (REDSHIRT SOPHOMORE AT DUKE): Handled Duke's kickoff chores for the final six games of the campaign ... registered 34 kickoffs for 2,021 yards (59.44) with five touchbacks against one boot out of bounds ... helped Duke rank third in the ACC and 44th nationally in kickoff coverage ... tallied two tackles on kickoff coverage, one each against Wake Forest and Temple in the Walk-On's Independence Bowl ... on the field for 34 plays.

2017 (REDSHIRT FRESHMAN AT DUKE): Did not see game action.

2016 (FRESHMAN AT DUKE): Started all 12 games as Duke's placekicker ... totaled 46 points on 3-of-10 (.300) field goals and 37-of-38 (.979) PATs ... in the ACC, ranked seventh in PAT percentage ... led Duke in total points ... matched school single-game records for PATs made (7) and attempted (7) by a freshman against N.C. Central ... on Duke's single-season charts, totals rank second for PATs by a freshman, second for PATs attempted by a freshman and PAT percentage by a freshman ... first collegiate field goal covered 19 yards and came with 1:24 remaining in the fourth quarter to serve as the game-winning points in Duke's 38-35 win at Notre Dame ... booted two field goals (21 & 38 yards) against Virginia ... had 1+ point in all 12 weeks including a season-high eight points against both Notre Dame and Virginia ... closed the season with a consecutive streak of 27 successful PATs ... one of eight true freshmen to earn varsity letter ... on the field for 49 total snaps.

HIGH SCHOOL: Three-year letterman at Prattville High School under head coach Chad Anderson ... three-star prospect according to ESPN.com, 247Sports.com and Scout.co ... ranked as the No. 11 kicker in the country by Scout.com, No. 13 by 247Sports.com and No. 19 by ESPN.com ... following senior year, selected to participate in the 10th annual Offense-Defense All-American Bowl and kicked a 32-yard game-winning field goal as time expired for the American squad ... honorable mention all-state (7A) pick by the Alabama Sports Writers Association as a junior and senior ... USA Today American Family Insurance Alabama Team member following final campaign ... during senior year, converted on seven-of-12 field goals with a long of 48 yards ... added 32-of-33 PATs ... kicked off 44 times with 32 touchbacks ... selected to the Montgomery Advertiser All-Metro Class 5A-7A Team ... as a junior, made three-of-six field goals with a long of 48 yards and connected on all 65 PATs ... booted 86 kickoffs with 40 touchbacks ... a 6A/7A All-Metro Team honoree ... led Prattville to an 11-3 record and trip to the Alabama High School Athletic Association (AHSAA) 7A state title game ... during sophomore year, went five-of-seven on field goals with a long of 37 yards and converted 35-of-36 PATs as the Lions finished 7-3 and advanced to the AHSAA 6A playoffs ... also lettered in soccer.

PERSONAL: Born January 22, 1998 ... graduated with a degree in political science while minoring in economics ... son of Lisa and Robert Reed.



NEWCOMERS



67 | **PAYTON
SIMPSON**

OL | 6-4 | 360 | Freshman
Bentonville, Ark. | Bentonville HS

HIGH SCHOOL: Two-year letterwinner at Bentonville High School in Bentonville, Arkansas ... Helped Coach Jody Grant and the Tigers to a No. 4 state ranking and an 11-1 season in 2019, with the only loss coming in the semifinals of the State 7A playoffs ... Blocked for a seven-win squad in 2018, with a spotless 7-0 conference performance, wrapping the year with a top-10 rank among Arkansas teams ... Played his sophomore season at Shiloh Christian.



2 | **MYLES
SLUSER**

DB | 6-0 | 186 | Freshman
Broken Arrow, Okla. | Broken Arrow HS

HIGH SCHOOL: Four-star prospect by Rivals, 247Sports and ESPN ... Rated as the No. 5 safety in the country by 247Sports ... Ranked second in the state of Oklahoma by 247Sports and ESPN ... Slotted in ESPN's Top 300 at 204 ... Four-year varsity letterwinner at Broken Arrow High School in Broken Arrow, Oklahoma ... Recorded 26 tackles, two for loss, with one sack, an interception and four pass breakups as a senior in 2019 ... Helped the Tigers to a 9-3 overall record with a semifinal appearance in the Class 6A-1 Oklahoma playoffs ... Tallied 68 total stops, three TFLs, with two interceptions and a recovered fumble during his junior campaign ... Guided Broken Arrow HS to a spotless 13-0 record and the Oklahoma Class 6A-1 state championship after a 28-20 victory over Jenks ... Racked up 41 total tackles, 37 solo, with four interceptions in 2017 ... **CHOSE ARKANSAS OVER:** Alabama, LSU, Ole Miss, Missouri, Texas A&M, Nebraska, Notre Dame, Oregon and others.

PERSONAL: Myles Slusher ... Born March 1, 2002 ... Son of Blanca and PJ Slusher ... Has five siblings: Phillip, Jessica, Austin, Anthony and Reality.



74 | **JALEN
ST. JOHN**

OL | 6-5 | 359 | Freshman
St. Louis, Mo. | Trinity Catholic HS

HIGH SCHOOL: Four-star prospect by Rivals ... Rated as the No. 9 offensive guard in the country and seventh overall player in the state of Missouri by Rivals ... Four-year varsity letterwinner at Trinity Catholic High School in St. Louis, Missouri ... Blocked for an offense that racked up over 4,000 yards of total offense, including 2,325 yards on the ground, with 28 rushing touchdowns, as well as 1,743 passing yards and 17 TDs through the air in 2019 ... Helped the Titans to a 9-4 overall record and a semifinal appearance in the 2019 Missouri Class 3 High School Football playoffs ... Stood in the trenches for an offensive unit that built up more than 5,400 yards of offense in 2018, as the Trojans rushed for 3,281 yards and 49 touchdowns to go with 2,178 passing yards and 30 touchdowns during his junior season ... Trinity Catholic posted a 13-2 record in 2018 en route to the 2018 Missouri Class 3 State Championship ... **CHOSE ARKANSAS OVER:** Auburn, Ole Miss, Mississippi State, Missouri, Tennessee, Florida State, Iowa State, Memphis, Nebraska and others.

PERSONAL: Jalen St. John ... Born Nov. 12, 2001 ... Son of Krystal Dinkins and Willie St. John ... Brother to Areon, Willie and Deveon.



54 | **JASHAUD
STEWART**

DL | 6-2 | 223 | Freshman
Jonesboro, Ark. | Jonesboro HS

HIGH SCHOOL: Three-star prospect by Rivals, 247Sports and ESPN ... Rated as the 20th overall outside linebacker in the country and No. 2 player in the state of Arkansas by 247Sports ... Three-year varsity letterwinner at Jonesboro High School in Jonesboro, Arkansas ... Racked up 114 total tackles, including 85 solo, in 12 games for the Hurricane in 2019 ... Totaled 23.0 tackles for loss, with 17 sacks, as well as 14 quarterback hurries, three forced fumbles and two fumble recoveries as a senior ... Helped Jonesboro HS to an 8-4 record and a second round berth in the Arkansas 6A state playoffs ... Racked up 89 total stops as a junior in 2018, with 65 solo and 24.0 for loss, including six sacks ... He recovered four fumbles, forced three and picked off one pass ... Dropped a heartbreaker in the second round of the 2018 6A state tournament by a score of 38-37 ... Earned All-State accolades in both 2018 and 2019 for his performance on the field ... **CHOSE ARKANSAS OVER:** Houston, Kansas, Memphis, SMU and others.

PERSONAL: Jashaud (juh-SHOD) Stewart ... Born May 29, 2001 ... Son of Toria and Jerry Stewart ... Brother to Mirikil.



80 | **COLLIN
SUTHERLAND**

TE | 6-5 | 251 | Freshman
Flower Mound, Texas | Marcus HS

HIGH SCHOOL: Three-star prospect by 247Sports and ESPN ... Rated as the No. 39 tight end in the country by ESPN ... Four-year varsity letterwinner at Marcus High School in Flower Mound, Texas ... Recorded 35 receptions for 329 yards and eight touchdowns as a senior in 2019 ... Helped the Marauders to an 11-2 season in his final year of prep ball, including a third-round appearance in the 2019 Texas High School Football 6A playoffs ... Played in four games, catching six passes for 52 yards as a junior for Marcus HS ... **CHOSE ARKANSAS OVER:** Florida State, UNLV and others.



37 | **ERIC
THOMAS JR.**

LB | 6-3 | 248 | Freshman
Pensacola, Fla. | Booker T. Washington HS

HIGH SCHOOL: Three-star prospect by Rivals, 247Sports and ESPN ... Rated as the No. 49 weakside defensive end in the country by 247Sports ... Four-year letterwinner at Booker T. Washington High School in Pensacola, Florida ... Recorded 60 total tackles, 46 solo, with 27 tackles for loss as a senior in 2019 ... Racked up 14.5 sacks, while also forcing six fumbles and a pick six ... Helped the Wildcats to an 8-2 overall record and a first-round appearance in the 2019 FHSAA Football Class 6A state playoffs ... Tallied 4.5 sacks in the Subway Pensacola All-Star Game ... Notched 69 stops as a junior for Booker T. Washington HS, with 49 solo tackles, two tackles for loss, an interception and a forced fumble ... **CHOSE ARKANSAS OVER:** Colorado State.

PERSONAL: Eric Thomas Jr. ... Born Feb. 4, 2002 ... Son of Octavia and Eric Thomas Sr. ... Brother to Devante, Cohagen, Tylin, Tylon, Tatyana, Camisha and Starrika.



NEWCOMERS



89 | **BLAYNE
TOLL**

TE | 6-5 | 234 | Freshman
Hazen, Ark. | Hazen HS

HIGH SCHOOL: Four-star prospect by ESPN ... Rated as the No. 20 strongside defensive end in the country and third overall player in the state of Arkansas by ESPN ... Lands in ESPN's Top 300 ranking at 268 ... Four-year varsity letterwinner at Hazen High School in Hazen, Arkansas ... Also lettered in baseball every year since freshman season ... Played on both sides of the ball for the Hornets, also lining up at receiver ... Recorded 45 total tackles as of Nov. 8, with 26 tackles for loss and 10 sacks ... Hauled in 14 passes for 170 yards, scoring twice through the air, while also rushing the ball six times for 67 yards & a score and passing once, connecting on a 51-yard touchdown pass ... Helped the Hornets to a 10-2 overall record and a quarterfinal appearance in the 2019 Arkansas state 2A playoffs on Nov. 29 ... Propelled the Hornets to the state championship game in 2018, falling just short of the 2A crown ... Tallied 42 total stops, 24 TFLs, nine sacks and three forced fumbles in 2017, running for 465 yards & six TDs and throwing for 715 yards & eight scores ... **CHOSE ARKANSAS OVER:** Auburn, LSU, Ole Miss, Tennessee, Oklahoma, Memphis, TCU and others.

PERSONAL: Blayne Toll ... Born Dec. 11, 2002 ... Son of Tabatha and George Toll.



17 | **J.T.
TOWERS**

LB | 6-4 | 205 | Freshman
Little Rock, Ark. | Joe T. Robinson HS

HIGH SCHOOL: Three-star prospect by Rivals, 247Sports and ESPN ... Rated as the No. 45 inside linebacker in the country by ESPN ... Ranked as the ninth overall player in the state of Arkansas by 247Sports ... Four-year varsity letterwinner, played his senior season at Joe T. Robinson High School in Little Rock, Arkansas ... Led the team with a whopping 171 total tackles as a senior in 2019, producing 105 solo stops and 47 tackles for loss, including 11 sacks ... Also forced four fumbles and recovered another, while rushing for 107 yards, passing for 60 and catching a pass for 14 yards on the offensive side of the ball ... Helped the Senators to a 14-1 record and No. 7 ranking in the state, rolling to the 2019 4A State Championship behind a 56-28 victory in the title game ... Played quarterback at Glen Rose High School, completing 84-of-190 passes as a junior for 1,331 yards and 11 touchdowns, while rushing 124 times for 735 yards and 14 touchdowns ... Led the Beavers to a 9-2 record and a second round berth in the 2018 Texas State 3A tournament ... **CHOSE ARKANSAS OVER:** Army, Oklahoma, Memphis, Navy, Texas Tech and others.

PERSONAL: JT Towers ... Born July 4, 2001 ... Son of Christy & Roger Rasico and Melanie & Jim Towers ... Brother to Ty.



81 | **DARIN
TURNER**

WR | 6-3 | 208 | Freshman
Memphis, Tenn. | Central HS

HIGH SCHOOL: Four-star prospect by 247Sports and ESPN ... Rated as the No. 14 receiver in the country by Rivals ... Ranked third in the state of Tennessee by ESPN ... Slotted in ESPN's Top 300 at 114 ... Four-year varsity letterwinner at Memphis Central High School in Memphis, Tennessee ... Played on both sides of the ball, also lining up at free safety ... Was also a letterwinner in basketball for the Warriors ... Caught 17 passes for 304 yards as of Nov. 8, scoring five touchdowns ... Totaled 12.5 tackles, one for loss, with five interceptions and five pass breakups in coverage for the Warriors ... Helped Central HS to a second round berth in the 2019 Class 6A-I Tennessee state playoffs ... High school teammates with current Razorbacks Eric Gregory and Shamar Nash, before the duo transferred to IMG Academy in Florida for their

senior seasons ... **CHOSE ARKANSAS OVER:** Auburn, LSU, Ole Miss, Mississippi State, Tennessee, Clemson, Oklahoma and others.

PERSONAL: Darin (DARE-in) Turner ... Born March 9, 2002 ... Son of Kennisha and Darin Turner Sr. ... Has three sisters, Kadeaja, Kiara and Leasha.



6 | **JACORREI
TURNER**

DB | 6-2 | 193 | Freshman
Atlanta, Ga. | Woodward Academy

HIGH SCHOOL: Three-star prospect by Rivals, 247Sports and ESPN ... Rated inside the top 100 at his position and in the state of Georgia by ESPN ... Four-year varsity letterwinner in both football and basketball at Woodward Academy in College Park, Georgia ... Recorded 45 total tackles as a senior in 2019 for the War Eagles, including 31 solo and 10 for loss ... Also forced two fumbles and earned a pass breakup, as well as 27 receptions on offense for 437 yards and seven touchdowns ... Helped Woodward Academy to a 13-1 overall record and a semifinal appearance in the 2019 Georgia High School Football Class 4A playoffs ... Tallied 51 stops, 39 solo, seven for loss, with two interceptions over 12 games as a junior ... Hauled in 11 receptions and a touchdown pass over 107 yards on the offensive side of the ball ... Helped Woodward Academy reach the second round of the 2018 state tournament ... Earned First-Team All-Region Defensive team honors for Region 4-4A ... **CHOSE ARKANSAS OVER:** Cincinnati, Louisville, Memphis and others.

PERSONAL: Jacorrei Turner ... Born Jan. 25, 2002 ... Son of Brittany Goodwin and Torrie Turner ... Brother to Zoey and Britain.



3 | **NICK
TURNER**

DB | 5-11 | 189 | Freshman
New Orleans, La. | Brother Martin HS

HIGH SCHOOL: Three-star prospect by Rivals, 247Sports and ESPN ... Rated as the No. 49 defensive back in the country and ranked 21st in the state of Louisiana by Rivals ... Three-year varsity letterwinner at Brother Martin High School in New Orleans, Louisiana ... Tallied 31 tackles, eight pass breakups and two interceptions, while allowing only five receptions on 26 targets ... Helped the Crusaders to a 10-3 overall record as a senior in 2019, including a No. 6 ranking in the state, as well as a semifinal berth in the 2019 Allstate Sugar Bowl/LHSAA Non-Select Prep Classic Division I playoffs ... Recorded a pick six in the semifinal contest against Archbishop Rummel ... Was part of a 9-5 team in 2018, with a second round appearance in the state playoffs as a junior ... Also lettered in basketball at Brother Martin HS ... **CHOSE ARKANSAS OVER:** Tennessee, Penn State, Baylor, Georgia Tech, Houston, Memphis, Texas Tech and others.

PERSONAL: Nick Turner ... Born Nov. 3, 2001 ... Son of Nikki and Wil Turner ... Brother to Tre and Jeremy.



45 | **JACKSON
WOODARD**

LB | 6-3 | 227 | Freshman
Little Rock, Ark. | Little Rock Christian Academy

HIGH SCHOOL: Three-year letterwinner at Little Rock Christian Academy in Little Rock, Arkansas ... Also lettered in baseball for the Warriors during his prep days ... Helped Coach Eric Cohu and LRCA to a 13-1 record and No. 5 state ranking, with the team's only loss coming in the 5A State Championship game ... Earned Arkansas Democrat-Gazette All-Preps second team honors after tallying 153 tackles, two sacks and four forced fumbles as a senior in 2019 ... Came on the heels of a 14-1 season in 2018, ending the year with the 5A state title after a 52-38 rout of Pulaski Academy.



GAME 1: PORTLAND STATE

Portland State (0-1)13
Arkansas (1-0).....20

AUGUST 31, 2019 | FAYETTEVILLE, ARK.

DONALD W. REYNOLDS RAZORBACK STADIUM

TIME: 3 P.M. | ATTENDANCE: 61,055

TV: SEC NETWORK > DAVE NEAL (PBP), DJ SHOCKLEY (ANALYST) & DAWN DAVENPORT (SIDELINE)

PORTLAND STATE

RUSHING	Att	Gain	Lost	Net	TD	Long	Avg
Davis Alexander	14	64	22	42	0	22	3.0
Sirgeo Hoffman	4	28	0	28	0	20	7.0
Jalani Eason	5	25	4	21	0	18	4.2
Emmanuel Daigbe	1	11	0	11	0	11	11.0
Evyn Holtz	2	2	0	2	0	1	1.0
Carlos Martin	2	3	2	1	0	3	0.5

PASSING	Comp	Att	Yds	TD	Int	Long	Sack
Davis Alexander	10	21	86	0	2	19	6
Jalani Eason	6	11	74	1	1	32	0
TEAM	0	1	0	0	0	0	0

RECEIVING	No	Yds	TD	Long
Emmanuel Daigbe	5	43	0	15
Charlie Taumoepeau	4	61	1	32
Sirgeo Hoffman	4	35	0	15
Davis Koetter	1	16	0	16
Mataio Talalemotu	1	5	0	5
Carlos Martin	1	0	0	0

PUNTING	No	Yds	Avg	Long	I20	TB
Seth Vernon	5	199	39.8	46	0	1

FIELD GOALS	Made	At.	Long	Kicks
Cody Williams	2	2	50	50.47

ARKANSAS

RUSHING	Att	Gain	Lost	Net	TD	Long	Avg
Rakeem Boyd	18	116	2	114	1	25	6.3
De'Vion Warren	3	37	0	37	0	17	12.3
Chase Hayden	9	28	0	28	0	6	3.1
Devwah Whaley	9	26	5	21	1	11	2.3
Ben Hicks	2	10	4	6	0	10	3.0
TEAM	1	0	2	-2	0	0	-2.0

PASSING	Comp	Att	Yds	TD	Int	Long	Sack
Ben Hicks	14	29	159	0	0	22	1
Nick Starkel	4	5	48	0	1	38	0
TEAM	0	1	0	0	0	0	0

RECEIVING	No	Yds	TD	Long
Mike Woods	5	30	0	15
Treyton Burks	3	52	0	20
Rakeem Boyd	3	38	0	22
Grayson Gunter	3	16	0	9
Trey Knox	1	38	0	38
Tyson Morris	1	15	0	15
Chase Harrell	1	14	0	14
Chase Hayden	1	4	0	4

PUNTING	No	Yds	Avg	Long	I20	TB
Sam Loy	4	142	35.5	40	2	2
Reid Bauer	1	36	36.0	36	0	0

FIELD GOALS	Made	Att	Long	Kicks
Connor Limpert	2	2	34	34.25

SCORING SUMMARY

	1ST	2ND	3RD	4TH	FINAL
Portland State	3	3	0	7	13
Arkansas	10	0	7	3	20

QTR	TEAM	SCORING PLAY
1st	PSU	C. Williams 50 yd field goal 6-42 1:51
	ARK	C. Limpert 34 yd field goal 9-54 3:29
	ARK	D. Whaley 1 yd run (C. Limpert kick) 10-64 4:15
2nd	PSU	C. Williams 47 yd field goal 11-45 4:09
3rd	ARK	R. Boyd 2 yd run (C. Limpert kick) 12-67 4:57
4th	ARK	C. Limpert 25 yd field goal 12-63 5:09
	PSU	C. Taumoepeau 32 yd pass from J. Eason (C. Williams) 14-75 6:30

TEAM STATISTICS

	PORTLAND STATE	ARKANSAS
First Downs	16	26
Rushes-Yards (Net)	28-75	42-204
Passing Yds (Net)	155	191
Passes Att-Comp-Int	33-16-3	35-18-1
Total Offense Plays-Yards	61-230	77-395
Fumble Returns-Yards	0-0	0-0
Punt Returns-Yards	1-0	2-16
Kickoff Returns-Yards	0-0	1-16
Interception Returns-Yards	1-17	3-49
Punts (Number-Avg)	5-39.8	5-35.6
Fumbles-Lost	0-0	1-0
Penalties-Yards	10-85	7-70
Possession Time	26:22	33:38
Third-Down Conversions	2 of 13	5 of 15
Fourth-Down Conversions	3 of 3	2 of 2
Red-Zone Scores-Chances	0-0	4-6
Sacks By: Number-Yards	1-4	6-29



SS KAMREN CURL led a solid defensive effort in the season opener, coming up with his first career interception along with a pair of sacks as the Razorbacks intercepted three passes and recorded six sacks.



GAME 2: OLE MISS

Arkansas (1-1, 0-1) 17
Ole Miss (1-1, 1-0) 31

SEPTEMBER 7, 2019 | OXFORD, MISS.

VAUGHT-HEMINGWAY STADIUM

TIME: 6:30 P.M. | ATTENDANCE: 47,915

TV: SEC NETWORK > TOM HART (PBP), JORDAN RODGERS (ANALYST) & COLE CUBELIC (SIDELINE)

ARKANSAS

RUSHING	Att	Gain	Lost	Net	TD	Long	Avg
Rakeem Boyd	17	71	4	67	0	10	3.9
De'Vion Warren	1	12	0	12	0	12	12.0
Devwah Whaley	2	2	0	2	0	2	1.0
Ben Hicks	4	7	12	-5	0	6	-1.2
Chase Hayden	1	0	6	-6	0	0	-6.0
Nick Starkel	1	0	9	-9	0	0	-9.0

PASSING	Comp	Att	Yds	TD	Int	Long	Sack
Nick Starkel	17	24	0	201	1	45	1
Ben Hicks	7	16	0	98	0	49	2
Rakeem Boyd	1	1	0	1	0	1	0

RECEIVING	No	Yds	TD	Long
Trey Knox	6	88	0	49
Mike Woods	6	84	0	45
Cheyenne O'Grady	3	45	0	25
Treyton Burks	2	28	0	22
Devwah Whaley	2	23	0	14
Koilan Jackson	2	19	1	13
Rakeem Boyd	1	8	0	8
Tyson Morris	1	8	0	8
De'Vion Warren	1	1	0	1
Chase Hayden	1	-4	0	0

PUNTING	No	Yds	Avg	Long	I20	TB
Sam Loy	6	214	35.7	51	2	0

FIELD GOALS	Made	Att	Long	Kicks
Connor Limpert	1	2	36	34, 43x

OLE MISS

RUSHING	Att	Gain	Lost	Net	TD	Long	Avg
Scottie Phillips	26	145	2	143	2	26	5.5
Matt Corral	10	60	14	46	0	23	4.6
Snoop Conner	8	42	0	42	0	25	5.2
Jerrion Ealy	4	8	1	7	0	4	1.8
Isaiah Woullard	1	3	0	3	0	3	3.0
Octavius Cooley	1	1	0	1	0	5	1.0
Elijah Moore	1	0	2	-2	0	0	-2.0
TEAM	2	0	3	-3	0	0	-1.5

PASSING	Comp	Att	Yds	TD	Int	Long	Sack
Matt Corral	16	24	0	246	2	46	1

RECEIVING	No	Yds	TD	Long
Elijah Moore	7	130	2	46
Jerrion Ealy	3	35	0	26
Dontario Drummond	2	38	0	26
Octavius Cooley	2	28	0	18
Jason Pellerin	2	15	0	13

PUNTING	No	Yds	Avg	Long	I20	TB
Mac Brown	4	198	49.5	52	2	0

FIELD GOALS	Made	Att	Long	Kicks
Luke Logan	1	1	33	33

SCORING SUMMARY

	1ST	2ND	3RD	4TH	FINAL
Arkansas	0	3	0	14	17
Ole Miss	7	3	7	14	31

QTR	TEAM	SCORING PLAY
1st	OM	E. Moore 2 yd pass from M. Corral (L. Logan kick), 13-85 4:35
2nd	AR	C. Limpert 36 yd field goal, 7-36 3:11
	OM	L. Logan 33 yd field goal, 7-31 3:06
3rd	OM	S. Phillips 1 yd run (L. Logan kick), 8-71 2:59
4th	AR	K. Curl 69 yd fumble recovery (C. Limpert kick)
	OM	E. Moore 46 yd pass from M. Corral (L. Logan kick), 5-74 2:17
	OM	S. Phillips 26 yd run (L. Logan kick), 5-66 3:05
	AR	K. Jackson 6 yd pass from N. Starkel (C. Limpert kick), 7-81 2:06

TEAM STATISTICS

	ARKANSAS	OLE MISS
First Downs	18	23
Rushes-Yards (Net)	26-61	53-237
Passing Yds (Net)	300	246
Passes Att-Comp-Int	41-25-0	24-16-0
Total Offense Plays-Yards	67-361	77-483
Fumble Returns-Yards	2-69	0-0
Punt Returns-Yards	2-28	0-0
Kickoff Returns-Yards	5-76	1-25
Interception Returns-Yards	0-0	0-0
Punts (Number-Avg)	6-35.7	4-49.5
Fumbles-Lost	1-1	2-2
Penalties-Yards	7-55	5-60
Possession Time	27:32	32:28
Third-Down Conversions	5 of 15	8 of 15
Fourth-Down Conversions	0 of 2	0 of 2
Red-Zone Scores-Chances	2-3	3-3
Sacks By: Number-Yards	1-7	3-21



QB NICK STARKEL came off the bench to pass for 201 yards in the second half on 17-of-24 passing with a touchdown late in the fourth quarter at Ole Miss.



GAME 3: COLORADO STATE

Colorado State (1-2) 34
Arkansas (2-1, 0-1) 55

SEPTEMBER 14, 2019 | FAYETTEVILLE, ARK.

DONALD W. REYNOLDS RAZORBACK STADIUM

TIME: 3 P.M. | ATTENDANCE: 55,583

TV: SEC NETWORK > DAVE NEAL (PBP), DJ SHOCKLEY (ANALYST) & DAWN DAVENPORT (SIDELINE)

COLORADO STATE

RUSHING	Att	Gain	Lost	Net	TD	Long	Avg
Marvin Kinsey Jr.	20	185	5	180	1	75	9.0
Marcus McElroy	6	48	0	48	0	34	8.0
Dante Wright	2	5	0	5	0	4	2.5
Jaylen Thomas	2	2	0	2	0	2	1.0
Collin Hill	2	1	8	-7	1	1	-3.5
Patrick O'Brien	6	11	19	-8	0	4	-1.3

PASSING	Comp	Att	Yds	TD	Int	Long	Sack
Collin Hill	13	23	99	1	0	19	1
Patrick O'Brien	7	10	106	1	0	75	2

RECEIVING	No	Yds	TD	Long
Dante Wright	4	97	1	75
Warren Jackson	4	53	1	19
Trey McBride	3	22	0	10
Marvin Kinsey Jr.	3	3	0	7
Cameron Butler	2	8	0	7
Adam Prentice	2	7	0	5
E.J. Scott	1	8	0	8
Marcus McElroy	1	7	0	7

PUNTING	No	Yds	Avg	Long	I20	TB
Ryan Stonehouse	6	285	47.5	56	1	0

FIELD GOALS	Made	Att	Long	Kicks
Cayden Camper	2	3	46	46, 21, 50x

ARKANSAS

RUSHING	Att	Gain	Lost	Net	TD	Long	Avg
Rakeem Boyd	20	127	5	122	2	59	6.1
Devwah Whaley	9	81	0	81	1	25	9.0
Chase Hayden	2	17	0	17	0	15	8.5
De'Vion Warren	1	2	0	2	0	2	2.0
TEAM	2	0	3	-3	0	0	-1.5
Nick Starkel	1	0	4	-4	0	0	-4.0

PASSING	Comp	Att	Yds	TD	Int	Long	Sack
Nick Starkel	20	35	305	0	3	62	1

RECEIVING	No	Yds	TD	Long
Trey Knox	6	90	1	24
Treyton Burks	4	92	0	38
Cheyenne O'Grady	3	74	1	62
Chase Hayden	2	12	0	6
Mike Woods	2	10	0	6
Chase Harrell	1	14	1	14
Tyson Morris	1	9	0	9
De'Vion Warren	1	4	0	4

PUNTING	No	Yds	Avg	Long	I20	TB
Sam Loy	4	176	44.0	56	0	1

FIELD GOALS	Made	Att	Long	Kicks
Connor Limpert	2	2	54	54, 22

SCORING SUMMARY

	1ST	2ND	3RD	4TH	FINAL
Colorado State	14	10	10	0	34
Arkansas	24	3	7	21	55

QTR	TEAM	SCORING PLAY
1st	CSU	M. Kinsey Jr. 75 yd run (C. Camper kick), 2-75 0:18
	AR	T. Knox 24 yd pass from N. Starkel (C. Limpert kick), 5-75 1:42
	AR	C. Harrell 14 yd pass from N. Starkel (C. Limpert kick), 11-82 3:34
	AR	R. Boyd 59 yd run (C. Limpert kick), 2-75 0:20
	CSU	W. Jackson 14 yd pass from C. Hill (C. Camper kick), 5-75 2:32
	AR	C. Limpert 54 yd field goal, 6-28 2:25
2nd	AR	C. Limpert 22 yd field goal, 9-34 3:13
	CSU	C. Hill 1 yd run (C. Camper kick), 5-40 1:55
	CSU	C. Camper 46 yd field goal, 10-52 2:37
3rd	AR	R. Boyd 4 yd run (C. Limpert kick), 8-75 1:53
	CSU	C. Camper 21 yd field goal, 15-72 7:22
	CSU	D. Wright 75 yd pass from P. O'Brien (C. Camper kick), 3-72 1:44
4th	AR	D. Whaley 5 yd run (C. Limpert kick), 9-68 2:43
	AR	C. O'Grady 62 yd pass from N. Starkel (C. Limpert kick), 4-74 2:10
	AR	L. Bishop 25 yd fumble recovery (C. Limpert kick)

TEAM STATISTICS

	COLORADO STATE	ARKANSAS
First Downs	18	23
Rushes-Yards (Net)	38-220	35-215
Passing Yds (Net)	205	305
Passes Att-Comp-Int	33-20-0	35-20-0
Total Offense Plays-Yards	71-425	70-520
Fumble Returns-Yards	0-0	1-25
Punt Returns-Yards	0-0	3-9
Kickoff Returns-Yards	2-48	1-36
Interception Returns-Yards	0-0	0-0
Punts (Number-Avg)	6-47.5	4-44.0
Fumbles-Lost	2-2	2-1
Penalties-Yards	4-51	5-49
Possession Time	33:56	26:04
Third-Down Conversions	4 of 14	6 of 12
Fourth-Down Conversions	0 of 0	0 of 0
Red-Zone Scores-Chances	3-3	4-4
Sacks By: Number-Yards	1-4	3-25



RB RAKEEM BOYD ran for 122 yards on 20 carries in the win over Colorado State and became the first Razorback to run for two TDs since 2017.



GAME 4: SAN JOSE STATE

San Jose State (2-1) 31
Arkansas (2-2, 0-1)..... 24

SEPTEMBER 21, 2019 | FAYETTEVILLE, ARK.

DONALD W. REYNOLDS RAZORBACK STADIUM

TIME: 3 P.M. | ATTENDANCE: 56,058

TV: SEC NETWORK > DAVE NEAL (PBP), DJ SHOCKLEY (ANALYST) & DAWN DAVENPORT (SIDELINE)

SAN JOSE STATE

RUSHING	Att	Gain	Lost	Net	TD	Long	Avg
Dejon Packer	8	40	0	40	1	19	5.0
Tyler Nevens	6	34	0	34	0	23	5.7
Nick Nash	4	30	4	26	1	15	6.5
Isaiah Hamilton	1	13	0	13	0	13	13.0
Isaiah Holiness	1	2	0	2	0	2	2.0
TEAM	3	0	5	-5	0	0	-1.7
Josh Love	1	0	9	-9	0	0	-9.0

PASSING	Comp	Att	Yds	TD	Int	Long	Sack
Josh Love	32	49	402	2	1	50	1

RECEIVING	No	Yds	TD	Long
Tre Walker	12	161	0	20
Isaiah Hamilton	5	46	0	17
Isaiah Holiness	4	64	1	32
Jaqu Blackwell	4	49	1	24
Derrick Deese	3	22	0	14
Bailey Gaither	1	50	0	50
Andre Crump Jr	1	5	0	5
Brett Foley	1	3	0	3
Bill Humphreys	1	2	0	2

PUNTING	No	Yds	Avg	Long	I20	TB
Alex Galland	5	208	41.6	46	0	3

FIELD GOALS	Made	Att	Long	Kicks
Matt Mercurio	1	2	47	46x, 47

ARKANSAS

RUSHING	Att	Gain	Lost	Net	TD	Long	Avg
Rakeem Boyd	18	95	4	91	0	18	5.1
Devwah Whaley	12	39	7	32	0	16	2.7
Nick Starkel	2	8	0	8	0	8	4.0

PASSING	Comp	Att	Yds	TD	Int	Long	Sack
Nick Starkel	28	50	356	3	5	62	0

RECEIVING	No	Yds	TD	Long
Trey Knox	8	83	1	19
Mike Woods	4	115	1	62
Tyson Morris	4	60	1	30
Devwah Whaley	4	40	0	22
Cheyenne O'Grady	4	33	0	12
Rakeem Boyd	3	10	0	8
De'Vion Warren	1	15	0	15

PUNTING	No	Yds	Avg	Long	I20	TB
Sam Loy	3	123	41.0	50	1	0

FIELD GOALS	Made	Att	Long	Kicks
Connor Limpert	1	1	48	48

SCORING SUMMARY

	1ST	2ND	3RD	4TH	FINAL
San Jose State	7	17	0	7	34
Arkansas	7	0	3	14	21

QTR	TEAM	SCORING PLAY
1st	SJSU	J. Blackwell 3 yd pass from J. Love (M. Mercurio kick), 7-75 2:16
	AR	M. Woods 62 yd pass from N. Starkel (C. Limpert kick), 4-72 1:18
2nd	SJSU	N. Nash 15 yd run (M. Mercurio kick), 2-28 0:27
	SJSU	M. Mercurio 47 yd field goal, 7-47 2:12
	SJSU	I. Holiness 26 yd pass from J. Love (M. Mercurio kick), 9-79 3:48
3rd	AR	C. Limpert 48 yd field goal, 6-26 2:00
4th	AR	T. Morris 30 yd pass from N. Starkel (C. Limpert kick), 9-80 3:09
	AR	T. Knox 8 yd pass from N. Starkel (C. Limpert kick), 7-80 2:55
	SJSU	D. Packer 19 yd run (M. Mercurio kick), 5-75 1:43

TEAM STATISTICS

	SAN JOSE STATE	ARKANSAS
First Downs	27	26
Rushes-Yards (Net)	24-101	32-131
Passing Yds (Net)	402	356
Passes Att-Comp-Int	49-32-1	50-28-5
Total Offense Plays-Yards	73-503	82-487
Fumble Returns-Yards	0-0	0-0
Punt Returns-Yards	0-0	0-0
Kickoff Returns-Yards	0-0	3-61
Interception Returns-Yards	5-77	1--7
Punts (Number-Avg)	5-41.6	3-41.0
Fumbles-Lost	2-0	0-0
Penalties-Yards	9-85	6-62
Possession Time	30:54	29:06
Third-Down Conversions	4 of 12	6 of 15
Fourth-Down Conversions	0 of 1	1 of 3
Red-Zone Scores-Chances	3-4	1-3
Sacks By: Number-Yards	0-0	1-9



WR MIKE WOODS caught four passes for a career-best 115 yards, including a career-best 62-yard touchdown grab in the first quarter.



GAME 5: TEXAS A&M

Texas A&M (3-2, 1-1) 31
Arkansas (2-3, 0-2) 27

SEPTEMBER 28, 2019 | ARLINGTON, TEXAS

AT&T STADIUM

TIME: 11 A.M. | ATTENDANCE: 51,441

TV: ESPN > MARK JONES (PBP), DUSTY DVORACEK (ANALYST) & OLIVIA DEKKER (SIDELINE)

TEXAS A&M

RUSHING	Att	Gain	Lost	Net	TD	Long	Avg
Jacob Kibodi	9	40	2	38	0	14	4.2
Kellen Mond	14	67	34	33	0	18	2.4
Quartney Davis	2	19	0	19	0	18	9.5
Isaiah Spiller	7	12	12	0	1	5	0.0
TEAM	1	0	1	-1	0	0	-1.0

PASSING	Comp	Att	Yds	TD	Int	Long	Sack
Kellen Mond	23	35	251	3	1	30	4

RECEIVING	No	Yds	TD	Long
Jhamon Ausbon	7	82	0	17
Quartney Davis	7	62	2	22
Ainias Smith	5	80	1	30
Isaiah Spiller	2	17	0	12
Jacob Kibodi	1	9	0	9
Camron Buckley	1	1	0	1

PUNTING	No	Yds	Avg	Long	I20	TB
Braden Mann	4	198	49.5	59	3	0

FIELD GOALS	Made	Att	Long	Kicks
Seth Small	1	1	50	50

ARKANSAS

RUSHING	Att	Gain	Lost	Net	TD	Long	Avg
Rakeem Boyd	18	91	2	89	0	24	4.9
Devwah Whaley	3	15	3	12	1	11	4.0
Ben Hicks	3	17	17	0	0	17	0.0
TEAM	1	0	1	-1	0	0	-1.0
Nick Starkel	1	0	2	-2	0	0	-2.0

PASSING	Comp	Att	Yds	TD	Int	Long	Sack
Ben Hicks	15	27	188	1	0	31	2
Nick Starkel	12	17	109	0	1	27	0

RECEIVING	No	Yds	TD	Long
Cheyenne O'Grady	8	91	0	27
Mike Woods	4	62	1	22
Treyton Burks	4	58	0	31
Devwah Whaley	3	21	0	16
Tyson Morris	2	26	0	16
Rakeem Boyd	2	10	0	7
TJ Hammonds	2	8	0	7
Koilan Jackson	1	19	0	19
TQ Jackson	1	2	0	24

PUNTING	No	Yds	Avg	Long	I20	TB
Sam Loy	3	116	38.7	45	0	0

FIELD GOALS	Made	Att	Long	Kicks
Connor Limpert	2	3	46	51x, 46, 40

SCORING SUMMARY

	1ST	2ND	3RD	4TH	FINAL
Texas A&M	7	14	0	10	31
Arkansas	0	17	7	3	27

QTR	TEAM	SCORING PLAY
1st	TAMU	A. Smith 9 yd pass from K. Mond (S. Small kick), 7-63 3:51
2nd	AR	C. Limpert 46 yd field goal, 10-47 3:41
	TAMU	I. Spiller 4 yd run (S. Small kick), 11-75 4:27
	AR	D. Harris 6 yd fumble recovery (C. Limpert kick)
	AR	M. Woods 13 yd pass from B. Hicks (C. Limpert kick), 4-41 1:21
	TAMU	Q. Davis 22 yd pass from K. Mond (S. Small kick), 11-75 1:47
3rd	AR	D. Whaley 11 yd run (C. Limpert kick), 8-84 2:37
4th	TAMU	Q. Davis 3 yd pass from K. Mond (S. Small kick), 7-34 4:30
	AR	C. Limpert 40 yd field goal, 11-53 3:35
	TAMU	S. Small 50 yd field goal, 11-43 4:54

TEAM STATISTICS

	TEXAS A&M	ARKANSAS
First Downs	24	26
Rushes-Yards (Net)	33-89	26-98
Passing Yds (Net)	251	297
Passes Att-Comp-Int	35-23-1	44-27-1
Total Offense Plays-Yards	68-340	70-395
Fumble Returns-Yards	0-0	1-6
Punt Returns-Yards	1-9	2-35
Kickoff Returns-Yards	1-31	0-0
Interception Returns-Yards	1-18	1-12
Punts (Number-Avg)	4-49.5	3-38.7
Fumbles-Lost	3-1	0-0
Penalties-Yards	6-55	8-48
Possession Time	32:37	27:23
Third-Down Conversions	5 of 10	5 of 13
Fourth-Down Conversions	0 of 0	1 of 2
Red-Zone Scores-Chances	3-4	2-4
Sacks By: Number-Yards	2-17	4-26



TE CHEYENNE O'GRADY posted career-bests with eight catches and 91 yards against Texas A&M at AT&T Stadium. The senior led all pass catchers in the game in receptions and yards.



GAME 6: KENTUCKY

Arkansas (2-4, 0-3)..... 20
Kentucky (3-3, 1-3)..... 24

OCTOBER 12, 2019 | LEXINGTON, KY.
KROGER FIELD

TIME: 6:30 P.M. | ATTENDANCE: 57,060

TV: SEC NETWORK > TOM HART (PBP), JORDAN RODGERS (ANALYST) & COLE CUBELIC (SIDELINE)

ARKANSAS

RUSHING	Att	Gain	Lost	Net	TD	Long	Avg
Rakeem Boyd	15	137	3	134	2	74	8.9
Devwah Whaley	9	44	2	42	0	21	4.7
Treyton Burks	1	11	0	11	0	11	11.0
Ben Hicks	4	15	10	5	0	13	1.2
Nick Starkel	1	0	9	-9	0	0	-9.0

PASSING	Comp	Att	Yds	TD	Int	Long	Sack
Nick Starkel	7	19	41	0	0	15	1
Ben Hicks	5	8	81	0	0	22	2

RECEIVING	No	Yds	TD	Long
Cheyenne O'Grady	4	44	0	22
Mike Woods	3	18	0	15
Treyton Burks	2	25	0	15
Trey Knox	2	24	0	18
Tyson Morris	1	11	0	11

PUNTING	No	Yds	Avg	Long	I20	TB
Sam Loy	4	177	44.2	50	2	0

FIELD GOALS	Made	Att	Long	Kicks
Connor Limpert	2	2	44	28/44

KENTUCKY

RUSHING	Att	Gain	Lost	Net	TD	Long	Avg
Lynn Bowden	24	205	9	196	2	51	8.2
Asim Rose	16	93	3	90	0	27	5.6
Kavosiey Smoke	11	49	4	45	0	25	4.1
Akeem Hayes	1	2	0	2	0	2	2.0
TEAM	2	0	3	-3	0	0	-1.5

PASSING	Comp	Att	Yds	TD	Int	Long	Sack
Lynn Bowden	7	11	78	1	0	31	1
Asim Rose	1	1	10	0	0	10	0

RECEIVING	No	Yds	TD	Long
Justin Rigg	2	43	0	31
Josh Ali	2	13	0	10
Clevon Thomas	2	10	1	10
Allen Dailey	1	14	0	14
Bryce Oliver	1	8	0	8

PUNTING	No	Yds	Avg	Long	I20	TB
Max Duffy	3	133	44.3	54	2	0

FIELD GOALS	Made	Att	Long	Kicks
Matt Ruffolo	1	2	50	47x,50

SCORING SUMMARY

	1ST	2ND	3RD	4TH	FINAL
Arkansas	7	6	0	7	20
Kentucky	0	7	10	7	24

QTR	TEAM	SCORING PLAY
1st	AR	R. Boyd 74 yd run (C. Limpert kick), 2-75 0:42
2nd	AR	C. Limpert 28 yd field goal, 8-22 1:50
	AR	C. Limpert 44 yd field goal, 10-45 3:58
	UK	L. Bowden 3 yd run (M. Ruffolo kick), 10-75 4:53
3rd	UK	M. Ruffolo 50 yd field goal, 13-45 5:52
	UK	C. Thomas 10 yd pass from L. Bowden (M. Ruffolo kick), 6-48 3:16
4th	AR	R. Boyd 2 yd run (C. Limpert kick), 3-29 0:52
	UK	L. Bowden 24 yd run (M. Ruffolo kick), 6-75 3:42

TEAM STATISTICS

	ARKANSAS	KENTUCKY
First Downs	16	21
Rushes-Yards (Net)	30-183	54-330
Passing Yds (Net)	122	88
Passes Att-Comp-Int	27-12-0	12-8-0
Total Offense Plays-Yards	57-305	66-418
Fumble Returns-Yards	0-0	0-0
Punt Returns-Yards	1-26	3-18
Kickoff Returns-Yards	2-38	2-48
Interception Returns-Yards	0-0	0-0
Punts (Number-Avg)	4-44.2	3-44.3
Fumbles-Lost	1-0	2-1
Penalties-Yards	5-39	7-44
Possession Time	22:49	37:11
Third-Down Conversions	6 of 13	7 of 14
Fourth-Down Conversions	0 of 1	0 of 1
Red-Zone Scores-Chances	2-3	3-4
Sacks By: Number-Yards	1-7	3-18



RB RAKEEM BOYD ran for an SEC game career-high 134 yards at Kentucky. The junior took the second play from scrimmage 74 yards for a TD, and scored multiple TDs in a game for the second time this season.



GAME 7: AUBURN

Auburn (6-1, 3-1).....51
Arkansas (2-5, 0-4).....10

OCTOBER 19, 2019 | FAYETTEVILLE, ARK.
DONALD W. REYNOLDS RAZORBACK STADIUM

TIME: 11 A.M. | ATTENDANCE: 54,619

TV: ESPN > TAYLOR ZARZOUR (PBP), MATT STINCHCOMB (ANALYST) & ALYSSA LANG (SIDELINE)

AUBURN

RUSHING	Att	Gain	Lost	Net	TD	Long	Avg
Kam Martin	10	84	0	84	0	52	8.4
Harold Joiner	4	59	0	59	1	32	14.8
D.J. Williams	11	48	0	48	0	10	4.4
Anthony Schwartz	2	30	0	30	0	28	15.0
Shaun Shivers	5	28	0	28	1	12	5.6
Joey Gatewood	6	26	2	24	0	13	4.0
Bo Nix	8	27	8	19	1	14	2.4
Malik Miller	2	9	0	9	0	7	4.5
TEAM	3	0	3	-3	0	0	-1.0

PASSING	Comp	Att	Yds	TD	Int	Long	Sack
Bo Nix	12	17	176	3	0	48	2
Joey Gatewood	1	2	17	1	0	17	0

RECEIVING	No	Yds	TD	Long
Anthony Schwartz	6	73	1	28
Seth Williams	4	90	2	48
Jay Jay Wilson	1	17	1	17
Sal Cannella	1	7	0	7
Shedrick Jackson	1	6	0	6

PUNTING	No	Yds	Avg	Long	I20	TB
Arryn Siposs	2	94	47.0	48	1	0

FIELD GOALS	Made	Att	Long	Kicks
Anders Carlson	1	2	44	44, 48x

ARKANSAS

RUSHING	Att	Gain	Lost	Net	TD	Long	Avg
Rakeem Boyd	13	47	8	39	0	11	3.0
Devwah Whaley	4	12	0	12	0	5	3.0
Cheyenne O'Grady	1	3	0	3	0	3	3.0
TJ Hammonds	1	3	0	3	0	3	3.0
Treyton Burks	2	2	3	-1	0	2	-0.5
Ben Hicks	7	8	12	-4	0	5	-0.6

PASSING	Comp	Att	Yds	TD	Int	Long	Sack
Ben Hicks	19	39	182	1	1	45	3
Sam Loy	0	1	0	0	1	0	0

RECEIVING	No	Yds	TD	Long
Cheyenne O'Grady	7	72	1	45
Trey Knox	3	34	0	19
Treyton Burks	3	28	0	13
Rakeem Boyd	2	26	0	17
Devwah Whaley	2	19	0	12
Tyson Morris	1	8	0	8
TJ Hammonds	1	-5	0	0

PUNTING	No	Yds	Avg	Long	I20	TB
Sam Loy	6	221	36.8	39	2	0

FIELD GOALS	Made	Att	Long	Kicks
Connor Limpert	1	2	28	44x, 28

SCORING SUMMARY

	1ST	2ND	3RD	4TH	FINAL
Auburn	17	0	14	20	51
Arkansas	0	0	10	0	10

QTR	TEAM	SCORING PLAY
1st	AU	B. Nix 4 yd run (A. Carlson kick), 3-22 1:02
	AU	S. Shivers 6 yd run (A. Carlson kick), 3-63 0:57
	AU	A. Carlson 44 yd field goal, 13-55 5:32
3rd	AR	C. Limpert 28 yd field goal, 16-77 7:30
	AU	S. Williams 48 yd pass from B. Nix (A. Carlson kick), 5-72 1:34
	AU	A. Schwartz 28 yd pass from B. Nix (A. Carlson kick), 2-56 0:16
	AR	C. O'Grady 45 yd pass from B. Hicks (C. Limpert kick), 1-45 0:10
4th	AU	S. Williams 15 yd pass from B. Nix (A. Carlson kick failed), 8-64 3:20
	AU	JJ Wilson 17 yd pass from J. Gatewood (A. Carlson kick), 8-59 4:21
	AU	H. Joiner 32 yd run (A. Carlson kick), 5-65 3:02

TEAM STATISTICS

	AUBURN	ARKANSAS
First Downs	24	14
Rushes-Yards (Net)	51-298	28-52
Passing Yds (Net)	193	182
Passes Att-Comp-Int	19-13-0	40-19-2
Total Offense Plays-Yards	70-491	68-234
Fumble Returns-Yards	0-0	0-0
Punt Returns-Yards	0-0	0-0
Kickoff Returns-Yards	3-48	3-55
Interception Returns-Yards	2-2	0-0
Punts (Number-Avg)	2-47.0	6-36.8
Fumbles-Lost	1-1	2-2
Penalties-Yards	5-45	4-34
Possession Time	30:25	29:35
Third-Down Conversions	7 of 13	4 of 16
Fourth-Down Conversions	0 of 1	1 of 3
Red-Zone Scores-Chances	4-5	1-1
Sacks By: Number-Yards	3-12	2-8



TE CHEYENNE O'GRADY hauled in seven passes for 72 yards against Auburn, including an incredible 45-yard touchdown in the third quarter. O'Grady led Arkansas in receptions in three straight games.



GAME 8: ALABAMA

Arkansas (2-6, 0-5)..... 7
Alabama (8-0, 5-0)..... 48

OCTOBER 26, 2019 | TUSCALOOSA, ALA.

BRYANT-DENNY STADIUM

TIME: 6 P.M. | ATTENDANCE: 100,233

TV: ESPN > DAVE PASCH (PBP), GREG MCELROY (ANALYST) & TOM LUGINBILL (SIDELINE)

ARKANSAS

RUSHING	Att	Gain	Lost	Net	TD	Long	Avg
Rakeem Boyd	12	51	1	50	0	12	4.2
Devwah Whaley	9	42	2	40	0	10	4.4
John Stephen Jones	6	24	10	14	0	12	2.3
TJ Hammonds	1	7	0	7	0	7	7.0
Treyton Burks	1	3	0	3	0	3	3.0
TEAM	1	0	8	-8	0	0	-8.0

PASSING	Comp	Att	Yds	TD	Int	Long	Sack
Nick Starkel	5	19	58	0	3	22	0
John Stephen Jones	6	7	49	1	0	12	1

RECEIVING	No	Yds	TD	Long
Rakeem Boyd	4	55	0	22
Cheyenne O'Grady	4	13	1	8
Devwah Whaley	2	24	0	15
Treyton Burks	1	15	0	15

PUNTING	No	Yds	Avg	Long	I20	TB
Sam Loy	6	234	39.0	52	2	0

FIELD GOALS	Made	Att	Long	Kicks
-				

ALABAMA

RUSHING	Att	Gain	Lost	Net	TD	Long	Avg
Najee Harris	13	86	0	86	2	20	6.6
Brian Robinson Jr.	13	70	3	67	0	37	5.2
Keilan Robinson	9	29	0	29	0	5	3.2
Mac Jones	1	1	0	1	0	1	1.0
Taulia Tagovailoa	1	0	2	-2	0	0	-2.0
TEAM	1	0	2	-2	0	0	-2.0

PASSING	Comp	Att	Yds	TD	Int	Long	Sack
Mac Jones	18	22	235	3	0	47	0
Taulia Tagovailoa	6	8	45	0	0	15	0

RECEIVING	No	Yds	TD	Long
Jerry Jeudy	7	103	2	40
Jaylen Waddle	5	39	0	15
DeVonta Smith	4	67	0	47
Henry Ruggs III	4	47	1	18
Miller Forristall	2	11	0	11
Brian Robinson Jr.	1	8	0	8
John Metchie	1	5	0	5

PUNTING	No	Yds	Avg	Long	I20	TB
Ty Perine	2	95	47.5	49	1	0

FIELD GOALS	Made	Att	Long	Kicks
Joseph Bulovas	2	2	31	31, 30

SCORING SUMMARY

	1ST	2ND	3RD	4TH	FINAL
Arkansas	0	0	0	7	7
Alabama	17	24	7	0	48

QTR	TEAM	SCORING PLAY
1st	UA	J. Bulovas 31 yd field goal, 14-69 6:27
	UA	H. Ruggs III 14 yd pass from M. Jones (J. Bulovas kick), 1-14 0:07
	UA	J. Jeudy 14 yd pass from Mac Jones (J. Bulovas kick), 5-48 1:42
2nd	UA	N. Harris 1 yd run (J. Bulovas kick), 6-70 2:16
	UA	N. Harris 1 yd run (J. Bulovas kick), 4-48 1:30
	UA	J. Bulovas 30 yd field goal, 5-13 1:48
	UA	T. Diggs 84 yd interception return (J. Bulovas kick)
3rd	UA	J. Jeudy 40 yd pass from Mac Jones (J. Bulovas kick), 5-64 2:22
4th	AR	C. O'Grady 8 yd pass from J.S. Jones (C. Limpert kick), 13-85 7:34

TEAM STATISTICS

	ARKANSAS	ALABAMA
First Downs	13	23
Rushes-Yards (Net)	30-106	38-179
Passing Yds (Net)	107	280
Passes Att-Comp-Int	26-11-3	30-24-0
Total Offense Plays-Yards	56-213	68-459
Fumble Returns-Yards	0-0	1-37
Punt Returns-Yards	0-0	0-0
Kickoff Returns-Yards	3-49	2-3
Interception Returns-Yards	0-0	3-108
Punts (Number-Avg)	6-39.0	2-47.5
Fumbles-Lost	1-1	1-0
Penalties-Yards	0-0	6-60
Possession Time	25:26	34:34
Third-Down Conversions	3 of 12	8 of 13
Fourth-Down Conversions	0 of 0	0 of 1
Red-Zone Scores-Chancesw	1-1	6-7
Sacks By: Number-Yards	0-0	1-7



FS JOE FOUCHA led all defenders with a career-high 13 tackles in the game at Alabama. Foucha's 13 stops were the most by a Razorback last season and his second double-digit tackle performance of the year.



GAME 9: MISSISSIPPI STATE

Mississippi State (4-5, 2-4) 54
Arkansas (2-7, 0-6) 24

NOVEMBER 2, 2019 | FAYETTEVILLE, ARK.
DONALD W. REYNOLDS RAZORBACK STADIUM

TIME: 3 P.M. | ATTENDANCE: 52,256

TV: SEC NETWORK > TAYLOR ZARZOUR (PBP), MATT STINCHCOMB (ANALYST) & ALYSSA LANG (SIDELINE)

MISSISSIPPI STATE

RUSHING	Att	Gain	Lost	Net	TD	Long	Avg
Kylin Hill	21	236	2	234	3	62	11.1
Nick Gibson	12	129	0	129	1	47	10.8
Tommy Stevens	15	76	2	74	0	15	4.9
Lee Witherspoon	5	24	0	24	0	9	4.8
Malik Dear	2	4	0	4	0	2	2.0
Isaiah Zuber	1	0	2	-2	0	0	-2.0
TEAM	1	0	3	-3	0	0	-3.0

PASSING	Comp	Att	Yds	TD	Int	Long	Sack
Tommy Stevens	12	18	172	2	0	42	0
Logan Burnett	1	1	8	0	0	8	0

RECEIVING	No	Yds	TD	Long
Dedrick Thomas	2	59	0	42
Austin Williams	2	18	0	11
Brad Cumbest	2	16	0	8
Osirus Mitchell	1	33	1	33
Isaiah Zuber	1	27	0	27
Malik Dear	1	8	0	8
Stephen Guidry	1	8	0	8
Geor'quarius Spivey	1	7	0	7
Farrod Green	1	3	1	3
Kylin Hill	1	1	0	1

PUNTING	No	Yds	Avg	Long	I20	TB
Tucker Day	2	86	43.0	50	0	0

FIELD GOALS	Made	Att	Long	Kicks
Jace Christmann	2	2	46	26,46

ARKANSAS

RUSHING	Att	Gain	Lost	Net	TD	Long	Avg
Rakeem Boyd	11	115	1	114	1	52	10.4
KJ Jefferson	2	26	0	26	1	21	13.0
Treyton Burks	4	15	0	15	0	7	3.8
A'Montae Spivey	3	16	2	14	0	11	4.7
Devwah Whaley	2	12	0	12	0	8	6.0
John Stephen Jones	3	3	0	3	0	3	1.0

PASSING	Comp	Att	Yds	TD	Int	Long	Sack
Ben Hicks	4	13	44	0	1	23	0
John Stephen Jones	4	9	25	1	0	11	0
KJ Jefferson	1	2	32	0	0	32	0

RECEIVING	No	Yds	TD	Long
Tyson Morris	2	18	0	10
Mike Woods	2	15	1	11
Treyton Burks	1	32	0	32
Grayson Gunter	1	23	0	23
Trey Knox	1	9	0	9
Chase Harrell	1	6	0	6
Hudson Henry	1	-2	0	0

PUNTING	No	Yds	Avg	Long	I20	TB
Sam Loy	6	262	43.7	59	2	1

FIELD GOALS	Made	Att	Long	Kicks
Connor Limpert	1	1	40	40

SCORING SUMMARY

	1ST	2ND	3RD	4TH	FINAL
Mississippi State	14	24	7	9	54
Arkansas	0	10	7	7	24

QTR TEAM SCORING PLAY

1st	MS	K. Hill 4 yd run (J. Christmann kick), 6-82 2:49
	MS	O. Mitchell 33 yd pass from T. Stevens (J. Christmann kick), 11-80 5:21
2nd	MS	J. Christmann 26 yd field goal, 11-68 4:55
	AR	R. Boyd 52 yd run (C. Limpert kick), 2-61 0:57
	MS	K. Hill 2 yd run (J. Christmann kick), 6-75 2:29
	AR	C. Limpert 40 yd field goal, 4-1 0:56
	MS	K. Hill 1 yd run (J. Christmann kick), 5-84 2:18
	MS	M. Murphy 32 yd interception return (J. Christmann kick)
3rd	MS	F. Green 3 yd pass from T. Stevens (J. Christmann kick), 6-66 3:09
	AR	M. Woods 11 yd pass from J.S. Jones (C. Limpert kick), 12-59 6:30
4th	MS	J. Christmann 46 yd field goal, 13-47 7:23
	AR	KJ Jefferson 5 yd run (C. Limpert kick), 4-75 1:53
	MS	Nick Gibson 47 yd run (K. Schexnayder rush failed), 3-75 1:25

TEAM STATISTICS

	MISSISSIPPI STATE	ARKANSAS
First Downs	27	10
Rushes-Yards (Net)	57-460	25-184
Passing Yds (Net)	180	101
Passes Att-Comp-Int	19-13-0	24-9-1
Total Offense Plays-Yards	76-640	49-285
Fumble Returns-Yards	0-0	0-0
Punt Returns-Yards	1-0	1-1
Kickoff Returns-Yards	2-27	8-154
Interception Returns-Yards	1-32	0-0
Punts (Number-Avg)	2-43.0	6-43.7
Fumbles-Lost	1-1	3-1
Penalties-Yards	3-23	2-10
Possession Time	40:09	19:51
Third-Down Conversions	8 of 13	2 of 12
Fourth-Down Conversions	1 of 1	1 of 1
Red-Zone Scores-Chances	5-6	2-2
Sacks By: Number-Yards	0-0	0-0



RB RAKEEM BOYD ran for 114 yards against Mississippi State on just 11 carries. The 100-yard effort was his fourth of the season and his seventh as a Razorback.



GAME 10: WESTERN KENTUCKY

Western Kentucky (6-4, 4-2)..... 45
Arkansas (2-8, 0-5)..... 19

NOVEMBER 9, 2019 | FAYETTEVILLE, ARK.

DONALD W. REYNOLDS RAZORBACK STADIUM

TIME: 11 A.M. | ATTENDANCE: 42,985

TV: SEC NETWORK > TAYLOR ZARZOUR (PBP), MATT STINCHCOMB (ANALYST) & ALYSSA LANG (SIDELINE)

WESTERN KENTUCKY

RUSHING	Att	Gain	Lost	Net	TD	Long	Avg
Gaej Walker	23	129	0	129	1	39	5.6
Ty Storey	17	77	0	77	2	22	4.5
Jacquez Sloan	1	19	0	19	1	19	19.0
Davis Shanley	1	16	0	16	0	16	16.0
Joshua Samuel	3	14	0	14	0	6	4.7
KeShawn McClendon	2	10	0	10	0	9	5.0

PASSING	Comp	Att	Yds	TD	Int	Long	Sack
Ty Storey	22-32-0	213	1	69	0		

RECEIVING	No	Yds	TD	Long
Jahcour Pearson	10	120	1	69
Lucky Jackson	7	73	0	26
Joshua Simon	2	22	0	22
Jacquez Sloan	1	0	0	0
Gaej Walker	1	-1	0	0
Garland LaFrance	1	-1	0	0

PUNTING	No	Yds	Avg	Long	I20	TB
John Haggerty	3	144	48.0	59	1	0

FIELD GOALS	Made	Att	Long	Kicks
Cory Munson	1	1	19	19

ARKANSAS

RUSHING	Att	Gain	Lost	Net	TD	Long	Avg
Rakeem Boyd	8	185	0	185	2	86	23.1
KJ Jefferson	16	57	25	32	1	17	2.0
TJ Hammonds	1	29	0	29	0	29	29.0
John Stephen Jones	2	5	0	5	0	4	2.5
Devwah Whaley	1	2	0	2	0	2	2.0

PASSING	Comp	Att	Yds	TD	Int	Long	Sack
KJ Jefferson	6-15-1	60	0	20	2		
John Stephen Jones	3-10-1	27	0	11	0		
Treyton Burks	0-1-0	0	0	0	0		

RECEIVING	No	Yds	TD	Long
Treyton Burks	5	59	0	20
Mike Woods	2	16	0	11
TJ Hammonds	1	7	0	7
Devwah Whaley	1	5	0	5

PUNTING	No	Yds	Avg	Long	I20	TB
Reid Bauer	2	74	37.0	37	0	0
Sam Loy	2	75	37.5	46	0	0

FIELD GOALS	Made	Att	Long	Kicks
-				

SCORING SUMMARY

	1ST	2ND	3RD	4TH	FINAL
Western Kentucky	14	21	3	7	45
Arkansas	7	0	0	12	19

QTR	TEAM	SCORING PLAY
1st	WKU	J. Sloan 19 yd run (C. Munson kick), 9-42 3:45
	AR	R. Boyd 76 yd run (C. Limpert kick), 4-88 1:28
	WKU	T. Storey 9 yd run (C. Munson kick), 12-75 6:03
2nd	WKU	T. Storey 1 yd run (C. Munson kick), 16-59 7:09
	WKU	J. Pearson 69 yd pass from T. Storey (C. Munson kick), 2-73 0:38
	WKU	G. Walker 1 yd run (C. Munson kick), 12-68 3:24
3rd	WKU	C. Munson 19 yd field goal, 7-67 2:53
4th	AR	R. Boyd 86 yd run (C. Limpert kick blocked), 2-86 0:18
	WKU	D. Key 25 yd interception return (C. Munson kick)
	AR	KJ Jefferson 2 yd run (K. Jefferson pass failed), 9-70 3:36

TEAM STATISTICS

	WESTERN KENTUCKY	ARKANSAS
First Downs	23	12
Rushes-Yards (Net)	47-265	28-253
Passing Yds (Net)	213	87
Passes Att-Comp-Int	32-22-0	26-9-2
Total Offense Plays-Yards	79-478	54-340
Fumble Returns-Yards	0-0	0-0
Punt Returns-Yards	0-0	1-18
Kickoff Returns-Yards	1-12	6-101
Interception Returns-Yards	2-25	0-0
Punts (Number-Avg)	3-48.0	4-37.2
Fumbles-Lost	1-1	1-0
Penalties-Yards	3-20	3-25
Possession Time	36:57	23:03
Third-Down Conversions	9 of 18	4 of 12
Fourth-Down Conversions	5 of 5	1 of 2
Red-Zone Scores-Chances	5-5	1-1
Sacks By: Number-Yards	2-19	0-0



RB RAKEEM BOYD topped 1,000 yards on the season with a career-best 185 yards for his eighth career 100+ yard game. Boyd scored on runs of 76 and a career-long 86 yards, giving him five TD runs of 50+ yards last season.



GAME 11: LSU

Arkansas (2-9, 0-7) 20
LSU (11-0, 7-0) 56

NOVEMBER 23, 2019 | BATON ROUGE, LA.

TIGER STADIUM

TIME: 6 P.M. | ATTENDANCE: 101,173

TV: ESPN > DAVE PASCH (PBP), GREG MCELROY (ANALYST) & TOM LUGINBILL (SIDELINE)

ARKANSAS

RUSHING

	Att	Gain	Lost	Net	TD	Long	Avg
Rakeem Boyd	13	43	10	33	0	11	2.5
Jack Lindsey	3	31	1	30	0	30	10.0
TJ Hammonds	5	26	0	26	0	15	5.2
A'Montae Spivey	4	10	0	10	0	7	2.5
Devwah Whaley	5	13	5	8	1	8	1.6
Treyton Burks	1	7	0	7	0	7	7.0
KJ Jefferson	12	27	27	0	0	10	0.0

PASSING

	Comp	Att	Yds	TD	Int	Long	Sack
KJ Jefferson	7	14	105	0	0	38	3
Nick Starkel	3	10	34	0	0	17	0
Jack Lindsey	3	4	51	1	0	24	0

RECEIVING

	No	Yds	TD	Long
Treyton Burks	3	80	0	38
Mike Woods	3	47	1	24
John David White	2	27	0	14
Rakeem Boyd	2	27	0	29
Hudson Henry	2	17	0	14
KJ Jefferson	1	-8	0	0

PUNTING

	No	Yds	Avg	Long	I20	TB
Sam Loy	7	292	41.7	57	4	0

FIELD GOALS

	Made	Att	Long	Kicks
Connor Limpert	2	3	47	24, 47, 45x

LSU

RUSHING

	Att	Gain	Lost	Net	TD	Long	Avg
Clyde Edwards-Helaire	6	188	0	188	3	89	31.3
John Emery	2	42	0	42	1	39	21.0
Joe Burrow	4	29	5	24	0	22	6.0
Myles Brennan	1	4	0	4	0	4	4.0
Chris Curry	1	1	0	1	0	1	1.0
Ty Davis-Price	2	2	1	1	1	2	0.5

PASSING

	Comp	Att	Yds	TD	Int	Long	Sack
Joe Burrow	23	28	327	3	0	50	0
Myles Brennan	2	4	25	0	0	16	0

RECEIVING

	No	Yds	TD	Long
Clyde Edwards-Helaire	7	65	0	15
Ja'Marr Chase	6	144	2	50
Thaddeus Moss	4	68	0	30
Justin Jefferson	4	27	1	10
Racey McMath	2	27	0	16
Terrace Marshall Jr.	1	12	0	12
John Emery	1	9	0	9

PUNTING

	No	Yds	Avg	Long	I20	TB
Zach Von Rosenberg	3	111	37.0	44	1	0

FIELD GOALS

	Made	Att	Long	Kicks
-				

SCORING SUMMARY

	1ST	2ND	3RD	4TH	FINAL
Arkansas	3	3	0	14	20
LSU	7	21	21	7	56

QTR TEAM SCORING PLAY

1st	LSU	J. Chase 37 yd pass from J. Burrow (C. York kick), 6-75 2:27
	AR	C. Limpert 24 yd field goal, 7-49 3:31
2nd	AR	C. Limpert 47 yd field goal, 10-32 5:09
	LSU	T. Davis-Price 2 yd run (C. York kick), 6-75 2:05
	LSU	C. Ed.-Helaire 27 yd run (C. York kick), 5-62 2:00
	LSU	J. Jefferson 10 yd pass from J. Burrow (C. York kick), 9-90 1:37
3rd	LSU	J. Chase 50 yd pass from J. Burrow (C. York kick), 2-85 0:43
	LSU	C. Ed.-Helaire 26 yd run (C. York kick), 1-26 0:09
	LSU	C. Ed.-Helaire 89 yd run (C. York kick), 1-89 0:26
4th	LSU	J. Emery 39 yd run (C. York kick), 5-67 2:10
	AR	M. Woods 24 yd pass from J. Lindsey (C. Limpert kick), 9-75 6:02
	AR	D. Whaley 2 yd run (C. Limpert kick), 2-11 1:17

TEAM STATISTICS

	ARKANSAS	LSU
First Downs	19	25
Rushes-Yards (Net)	43-114	16-260
Passing Yds (Net)	190	352
Passes Att-Comp-Int	28-13-0	32-25-0
Total Offense Plays-Yards	71-304	48-612
Fumble Returns-Yards	0-0	0-0
Punt Returns-Yards	0-0	0-0
Kickoff Returns-Yards	1-16	0-0
Interception Returns-Yards	0-0	0-0
Punts (Number-Avg)	7-41.7	3-37.0
Fumbles-Lost	0-0	1-1
Penalties-Yards	7-50	5-63
Possession Time	40:29	19:31
Third-Down Conversions	5 of 17	2 of 5
Fourth-Down Conversions	1 of 1	0 of 0
Red-Zone Scores-Chances	2-2	2-2
Sacks By: Number-Yards	0-0	3-26



QB KJ JEFFERSON made his first career start at No 1 LSU, throwing for 105 yards on 7 of 14 passing. The true freshman became just the seventh true freshman QB to start for Arkansas.



GAME 12: MISSOURI

Missouri (6-6, 3-5) 24
Arkansas (2-10, 0-8) 14

NOVEMBER 29, 2019 | LITTLE ROCK, ARK.

WAR MEMORIAL STADIUM

TIME: 1:30 P.M. | ATTENDANCE: 33,961

TV: CBS > CARTER BLACKBURN (PBP), AARON TAYLOR (ANALYST), RICK NEUHEISEL (ANALYST) & JOHN SCHRIFEN (SIDELINE)

MISSOURI

RUSHING	Att	Gain	Lost	Net	TD	Long	Avg
Larry Rountree	24	91	3	88	1	12	3.7
Tyler Badie	12	63	4	59	1	31	4.9
Jonathan Nance	1	4	0	4	0	4	4.0
Connor Bazalak	6	9	8	1	0	7	0.2
Taylor Powell	1	0	2	-2	0	0	-2.0
TEAM	3	0	6	-6	0	0	-2.0

PASSING	Comp	Att	Yds	TD	Int	Long	Sack
Taylor Powell	8	14	105	1	1	37	1
Connor Bazalak	7	9	80	0	0	17	2

RECEIVING	No	Yds	TD	Long
Barre Banister	6	60	0	17
Jonathan Nance	3	38	1	17
Daniel Parker	2	14	0	15
Larry Rountree	2	6	0	7
Tauskie Dove	1	37	0	37
Kam Scott	1	30	0	30

PUNTING	No	Yds	Avg	Long	I20	TB
Tucker McCann	5	209	41.8	55	2	0

FIELD GOALS	Made	Att	Long	Kicks
Tucker McCann	1	1	26	26

ARKANSAS

RUSHING	Att	Gain	Lost	Net	TD	Long	Avg
Rakeem Boyd	21	95	0	95	0	11	4.5
Jack Lindsey	4	50	0	50	0	26	12.5
Devwah Whaley	4	14	0	14	0	6	3.5
Ben Hicks	1	8	0	8	0	8	8.0
TEAM	1	0	2	-2	0	0	-2.0

PASSING	Comp	Att	Yds	TD	Int	Long	Sack
Jack Lindsey	10	26	75	2	0	19	0
Ben Hicks	1	5	2	0	0	2	0

RECEIVING	No	Yds	TD	Long
Mike Woods	2	26	0	15
Grayson Gunter	2	16	1	10
Devwah Whaley	2	9	0	8
Rakeem Boyd	2	2	0	2
Trey Knox	1	19	1	19
Treyton Burks	1	6	0	6
De'Vion Warren	1	-1	0	0

PUNTING	No	Yds	Avg	Long	I20	TB
Sam Loy	5	178	35.6	38	2	0

FIELD GOALS	Made	Att	Long	Kicks
Connor Limpert	0	1	-	54x

SCORING SUMMARY

	1ST	2ND	3RD	4TH	FINAL
Missouri	0	10	7	7	24
Arkansas	7	0	7	0	14

QTR	TEAM	SCORING PLAY
1st	AR	T. Knox 19 yd pass from J. Lindsey (C. Limpert kick), 5-38 1:48
2nd	MU	L. Rountree 5 yd run (T. McCann kick), 14-75 6:53
	MU	T. McCann 26 yd field goal, 8-48 3:05
3rd	AR	G. Gunter 10 yd pass from J. Lindsey (C. Limpert kick), 3-26 1:21
	MU	T. Badie 3 yd run (T. McCann kick), 8-84 2:54
4th	MU	J. Nance 10 yd pass from T. Powell (T. McCann kick), 8-64 2:38

TEAM STATISTICS

	MISSOURI	ARKANSAS
First Downs	20	16
Rushes-Yards (Net)	47-144	31-165
Passing Yds (Net)	185	77
Passes Att-Comp-Int	23-15-1	31-11-0
Total Offense Plays-Yards	70-329	62-242
Fumble Returns-Yards	0-0	0-0
Punt Returns-Yards	0-0	2-30
Kickoff Returns-Yards	0-0	2-47
Interception Returns-Yards	0-0	1-6
Punts (Number-Avg)	5-41.8	5-35.6
Fumbles-Lost	2-0	0-0
Penalties-Yards	6-62	7-50
Possession Time	31:30	28:30
Third-Down Conversions	7 of 16	4 of 13
Fourth-Down Conversions	0 of 1	0 of 3
Red-Zone Scores-Chances	4-4	2-2
Sacks By: Number-Yards	0-0	3-9



QB JACK LINDSEY made his first start of his career in the season finale against Missouri. A third-generation Razorback football player, Lindsey threw two touchdowns in the contest.



2019 TEAM & INDIVIDUAL STATISTICS

2019 SCHEDULE & RESULTS

DATE	OPPONENT	W/L	SCORE	OVERALL	SEC	TIME	ATTEND
Aug. 31	PORTLAND STATE	W	20-13	1-0	0-0	3:36	61,055
*Sept. 7	at Ole Miss	L	17-31	1-1	0-1	3:17	47,915
Sept. 14	COLORADO ST.	W	55-34	2-1	0-1	3:29	55,583
Sept. 21	SAN JOSE STATE	L	24-31	2-2	0-1	3:34	56,058
*Sept. 28	vs. #23 Texas A&M^	L	27-31	2-3	0-2	3:22	51,441
*Oct. 12	at Kentucky	L	20-24	2-4	0-3	3:02	57,060
*Oct. 19	#11 AUBURN	L	10-51	2-5	0-4	3:16	54,619
*Oct. 26	at #1 Alabama	L	7-48	2-6	0-5	2:55	100,233
*Nov. 2	MISSISSIPPI ST.	L	24-54	2-7	0-6	3:05	52,256
Nov. 9	WESTERN KENTUCKY	L	19-45	2-8	0-6	3:06	42,985
*Nov. 23	at #1 LSU	L	20-56	2-9	0-7	3:16	101,173
*Nov. 29	MISSOURI	L	14-24	2-10	0-8	3:24	33,961

*SEC Game; ^Game in Arlington, Texas

TEAM STATISTICS

	ARAKANSAS	OPPONENTS
SCORING	257	442
Points Per Game	21.4	36.8
Points Off Turnovers	51	73
FIRST DOWNS	219	271
Rushing	80	121
Passing	111	130
Penalty	28	20
RUSHING YARDAGE	1,766	2,658
Yards gained rushing	1,999	2,891
Yards lost rushing	233	233
Rushing Attempts	376	486
Average Per Rush	4.7	5.5
Average Per Game	147.2	221.5
TDs Rushing	14	29
PASSING YARDAGE	2,315	2,750
Comp-Att-Int	202-407-15	227-341-6
Average Per Pass	5.7	8.1
Average Per Catch	11.5	12.1
Average Per Game	192.9	229.2
TDs Passing	14	25
TOTAL OFFENSE	4,081	5,408
Total Plays	783	827
Average Per Play	5.2	6.5
Average Per Game	340.1	450.7
KICK RETURNS: #-Yards	35-649	14-242
PUNT RETURNS: #-Yards	14-161	6-27
INT RETURNS: #-Yards	6-60	15-279
KICK RETURN AVERAGE	18.5	17.3
PUNT RETURN AVERAGE	11.5	4.5
INT RETURN AVERAGE	10.0	18.6
FUMBLES-LOST	12-6	18-10
PENALTIES-Yards	61-492	69-653
Average Per Game	41.0	54.4
PUNTS-Yards	59-2,320	44-1,960
Average Per Punt	39.3	44.5
Net punt average	37.5	39.1
KICKOFFS-Yards	54-3,081	84-4,687
Average Per Kick	57.1	55.8
Net kick average	39.6	38.8
TIME OF POSSESSION/Game	27:47	32:13
3RD-DOWN Conversions	55/165	71/156
3rd-Down Pct	33%	46%
4TH-DOWN Conversions	8/20	9/16
4th-Down Pct	40%	56%
SACKS BY-Yards	21-120	18-121
MISC YARDS	0	0
TOUCHDOWNS SCORED	31	57
FIELD GOALS-ATTEMPTS	14-19	15-19
ON-SIDE KICKS	1-3	0-0
RED-ZONE SCORES	(24-32) 75%	(41-47) 87%
RED-ZONE TOUCHDOWNS	(17-32) 53%	(33-47) 70%
PAT-ATTEMPTS	(29-30) 97%	(55-56) 98%
ATTENDANCE	356,517	306,381
Games/Avg Per Game	7/50,931	4/76,595
Neutral Site Games		1/51,441

SCORE BY QUARTERS

	1ST	2ND	3RD	4TH	TOTAL
Arkansas	65	42	48	102	257
Opponents	107	154	86	95	442

INDIVIDUAL STATISTICS

PASSING	GP	Effic	Comp-Att-Int	Pct	Yards	TD	Long	Avg/G
Nick Starkel	8	109.4	96-179-10	53.6	1,152	7	62	144.0
Ben Hicks	7	94.6	65-137-2	47.4	738	2	49	105.4
K.J. Jefferson	3	92.1	14-31-1	45.2	197	0	38	65.7
Jack Lindsey	11	111.6	13-30-0	43.3	126	3	24	11.5
J.S. Jones	3	100.3	13-26-1	50.0	101	2	12	33.7
Treyton Burks	11	0.0	0-1-0	0.0	0	0	0	0.0
Team	6	0.0	0-1-0	0.0	0	0	0	0.0
Sam Loy	12	-200.0	0-1-1	0.0	0	0	0	0.0
Rakeem Boyd	12	108.4	1-1-0	100.0	1	0	1	0.1
Total	12	101.4	202-407-15	49.6	2,315	14	62	192.9
Opponents	12	155.0	227-341-6	66.6	2,750	25	75	229.2

RUSHING	GP	Att	Gain	Loss	Net	Avg	TD	Long	Avg/G
Rakeem Boyd	12	184	1,173	40	1,133	6.2	8	86	94.4
Devwah Whaley	12	69	302	24	278	4.0	4	25	23.2
Jack Lindsey	11	7	81	1	80	11.4	0	30	7.3
T.J. Hammonds	5	8	65	0	65	8.1	0	29	13.0
K.J. Jefferson	3	30	110	52	58	1.9	2	21	19.3
De'Vion Warren	9	5	51	0	51	10.2	0	17	5.7
Chase Hayden	4	12	45	6	39	3.2	0	15	9.8
Treyton Burks	11	9	38	3	35	3.9	0	11	3.2
A'Montae Spivey	2	7	26	2	24	3.4	0	11	12.0
J.S. Jones	3	11	32	10	22	2.0	0	12	7.3
Ben Hicks	7	21	65	55	10	0.5	0	17	1.4
Cheyenne O'Grady	7	1	3	0	3	3.0	0	3	0.4
Nick Starkel	8	6	8	24	-16	-2.7	0	8	-2.0
Team	6	6	0	16	-16	-2.7	0	0	-2.7
Total	12	376	1,999	233	1,766	4.7	14	86	147.2
Opponents	12	486	2891	233	2,658	5.5	29	89	221.5

RECEIVING	GP	No.	Yards	Avg	TD	Long	Avg/G
Mike Woods	12	33	423	12.8	4	62	35.2
Cheyenne O'Grady	7	33	372	11.3	3	62	53.1
Treyton Burks	11	29	475	16.4	0	38	43.2
Trey Knox	11	28	385	13.8	3	49	35.0
Rakeem Boyd	12	19	160	8.4	0	29	13.3
Devwah Whaley	12	16	141	8.8	0	22	11.8
Tyson Morris	11	13	155	11.9	1	30	14.1
Grayson Gunter	12	6	55	9.2	1	23	4.6
De'Vion Warren	9	4	19	4.8	0	15	2.1
Chase Hayden	4	4	12	3.0	0	6	3.0
T.J. Hammonds	5	4	10	2.5	0	7	2.0
Koilan Jackson	11	3	38	12.7	1	19	3.5
Chase Harrell	12	3	34	11.3	1	14	2.8
Hudson Henry	3	3	15	5.0	0	14	5.0
J.D. White	2	2	27	13.5	0	14	13.5
TQ Jackson	3	1	2	2.0	0	2	0.7
K.J. Jefferson	3	1	-8	-8.0	0	0	-2.7
Total	12	202	2,315	11.5	14	62	192.9
Opponents	12	227	2,750	12.1	25	75	229.2

TOTAL OFFENSE	GP	Plays	Rush	Pass	Total	Avg/G
Nick Starkel	8	185	-16	1,152	1,136	142.0
Rakeem Boyd	12	185	1,133	1	1,134	94.5
Ben Hicks	7	158	10	738	748	106.9
Devwah Whaley	12	69	278	0	278	23.2
K.J. Jefferson	3	61	58	197	255	85.0
Jack Lindsey	11	37	80	126	206	18.7
J.S. Jones	3	37	22	101	123	41.0
T.J. Hammonds	5	8	65	0	65	13.0
De'Vion Warren	9	5	51	0	51	5.7
Chase Hayden	4	12	39	0	39	9.8
Treyton Burks	11	10	35	0	35	3.2
A'Montae Spivey	2	7	24	0	24	12.0
Cheyenne O'Grady	7	1	3	0	3	0.4
Team	6	7	-16	0	-16	-2.7
Total	12	783	1,766	2,315	4,081	340.1
Opponents	12	827	2,658	2,750	5,408	450.7



2019 INDIVIDUAL STATISTICS

PUNT RETURNS

	No.	Yards	Avg	TD	Long
Treyton Burks	12	130	10.8	0	32
Nathan Parodi	2	30	15.0	0	30
Team	0	1	0.0	0	1
Total	14	161	11.5	0	32
Opponents	6	27	4.5	0	18

INTERCEPTIONS

	No.	Yards	Avg	TD	Long
Kamren Curl	2	22	11.0	0	29
Greg Brooks Jr.	1	6	6.0	0	6
Jarques McClellion	1	0	0.0	0	0
Joe Foucha	1	20	20.0	0	20
Montaric Brown	1	12	12.0	0	12
Total	6	60	10.0	0	29
Opponents	15	279	18.6	3	84

KICK RETURNS

	No.	Yards	Avg	TD	Long
De'Vion Warren	16	326	20.4	0	37
Treyton Burks	10	226	22.6	0	42
TJ Hammonds	3	61	20.3	0	34
Chase Hayden	2	22	11.0	0	18
Nathan Parodi	2	0	0.0	0	0
Blake Kern	1	11	11.0	0	11
Joe Foucha	1	3	3.0	0	3
Total	35	649	18.5	0	42
Opponents	14	242	17.3	0	32

FUMBLE RETURNS

	No.	Yards	Avg	TD	Long
Kamren Curl	1	69	69.0	1	69
De'Jon Harris	1	6	6.0	1	6
LaDarrius Bishop	1	25	25.0	1	25
Joe Foucha	1	0	0.0	0	0
Total	4	100	25.0	3	69
Opponents	1	37	37.0	0	37

-----PATs-----									
SCORING	TD	FGs	Kick	Rush	Rcv	Pass	DXP	Saf	Points
Connor Limpert	0	14-19	29-30	0-0	0	0-0	0	0	71
Rakeem Boyd	8	0-0	0-0	0-0	0	0-0	0	0	48
Mike Woods	4	0-0	0-0	0-0	0	0-0	0	0	24
Devwah Whaley	4	0-0	0-0	0-0	0	0-0	0	0	24
Trey Knox	3	0-0	0-0	0-0	0	0-0	0	0	18
Cheyenne O'Grady	3	0-0	0-0	0-0	0	0-0	0	0	18
KJ Jefferson	2	0-0	0-0	0-0	0	0-1	0	0	12
Kamren Curl	1	0-0	0-0	0-0	0	0-0	0	0	6
Chase Harrell	1	0-0	0-0	0-0	0	0-0	0	0	6
Grayson Gunter	1	0-0	0-0	0-0	0	0-0	0	0	6
Koilan Jackson	1	0-0	0-0	0-0	0	0-0	0	0	6
LaDarrius Bishop	1	0-0	0-0	0-0	0	0-0	0	0	6
Tyson Morris	1	0-0	0-0	0-0	0	0-0	0	0	6
De'Jon Harris	1	0-0	0-0	0-0	0	0-0	0	0	6
Total	31	14-19	29-30	0-0	0	0-1	0	0	257
Opponents	57	15-19	55-56	0-1	0	0-0	0	0	442

FIELD GOALS	Made-Att	Pct	01-19	20-29	30-39	40-49	50-59	Long	Blkd
Connor Limpert	14-19	73.7	0-0	5-5	2-2	6-9	1-3	54	0

FG SEQUENCE

	Arkansas	Opponents
Portland State	(34),(25)	(50),(47)
Ole Miss	(36),43	(33)
Colorado State	(54),(22)	(46),(21),50
San Jose State	(48)	46,(47)
Texas A&M	51,(46),(40)	(50)
Kentucky	(28),(44)	47,(50)
Auburn	44,(28)	(44),48
Alabama	-	(31),(30)
Mississippi State	(40)	(26),(46)
Western Kentucky	-	(19)
LSU	(24),(47),45	-
Missouri	54	(26)

Numbers in parentheses indicate field goal was made.

PUNTING	No.	Yards	Avg	Long	TB	FC	I20	50+	Blkd
Sam Loy	56	2,210	39.5	59	4	31	19	8	0
Reid Bauer	3	110	36.7	37	0	1	0	0	0
Total	59	2,320	39.3	59	4	32	19	8	0
Opponents	44	1,960	44.5	59	4	11	14	12	0

KICKOFFS

	No.	Yards	Avg	TB	OB	Retn	Net	YdLn
Connor Limpert	54	3,081	57.1	28	0			
Total	54	3,081	57.1	28	0	17.3	39.6	25
Opponents	84	4,687	55.8	31	2	18.5	38.8	26

ALL PURPOSE

	GP	Rush	Rcv	PR	KR	IR	Total	Avg/G
Rakeem Boyd	12	1,133	160	0	0	0	1,293	107.8
Treyton Burks	11	35	475	130	226	0	866	78.7
Mike Woods	12	0	423	0	0	0	423	35.2
Devwah Whaley	12	278	141	0	0	0	419	34.9
De'Vion Warren	9	51	19	0	326	0	396	44.0
Trey Knox	11	0	385	0	0	0	385	35.0
Cheyenne O'Grady	7	3	372	0	0	0	375	53.6
Tyson Morris	11	0	155	0	0	0	155	14.1
TJ Hammonds	5	65	10	0	61	0	136	27.2
Jack Lindsey	11	80	0	0	0	0	80	7.3
Chase Hayden	4	39	12	0	22	0	73	18.2
Grayson Gunter	12	0	55	0	0	0	55	4.6
KJ Jefferson	3	58	-8	0	0	0	50	16.7
Koilan Jackson	11	0	38	0	0	0	38	3.5
Chase Harrell	12	0	34	0	0	0	34	2.8
Nathan Parodi	11	0	0	30	0	0	30	2.7
J.D. White	2	0	27	0	0	0	27	13.5
A'Montae Spivey	2	24	0	0	0	0	24	12.0
Joe Foucha	12	0	0	0	3	20	23	1.9
J.S. Jones	3	22	0	0	0	0	22	7.3
Kamren Curl	11	0	0	0	0	22	22	2.0
Hudson Henry	3	0	15	0	0	0	15	5.0
Montaric Brown	10	0	0	0	0	12	12	1.2
Blake Kern	12	0	0	0	11	0	11	0.9
Ben Hicks	7	10	0	0	0	0	10	1.4
Greg Brooks Jr.	12	0	0	0	0	6	6	0.5
TQ Jackson	3	0	2	0	0	0	2	0.7
Team	6	-16	0	1	0	0	-15	-2.5
Nick Starkel	8	-16	0	0	0	0	-16	-2.0
Total	12	1,766	2,315	161	649	60	4,951	412.6
Opponents	12	2,658	2,750	27	242	279	5,956	496.3



RAKEEM BOYD was the team's leading rusher for the second consecutive season, racking up 1,133 yards on 184 carries, scoring eight times on the ground.



2019 INDIVIDUAL DEFENSIVE STATISTICS

DEFENSIVE LEADERS		GP	TACKLES			TFL-YDS	SACKS NO-YDS	PASS DEFENSE			QBH	FUMBLES		BLKD KICK	SAF
			SOLO	AST	TOTAL			INT-YDS	BU	PD		RCV-YDS	FF		
8	DeJon Harris	12	52	49	101	6.5-13	1.0-6	.	2	2	2	2-6	2	.	.
10	Bumper Pool	12	38	56	94	6.5-12	0.5-3	.	5	5	1
7	Joe Foucha	12	44	43	87	1.0-2	.	1-20	4	5	1	1-0	.	.	.
2C	Kamren Curl	11	46	30	76	4.0-12	2.0-9	2-22	2	4	.	2-69	2	.	.
31	Grant Morgan	12	9	30	39	3.0-14	1.0-8
3	McTelvin Agim	12	20	19	39	8.5-30	5.0-24	.	.	.	3	1-0	1	.	.
2B	Montaric Brown	10	25	14	39	1.0-3	.	1-12	3	4	.	1-0	.	.	.
4	Jarques McClellion	12	21	13	34	.	.	1-0	4	5
6R	Gabe Richardson	12	16	17	33	5.5-32	2.5-20	.	1	1	1	.	1	.	.
27	Hayden Henry	10	16	15	31	2.5-9	1.0-7	.	2	2	.	.	1	.	.
1M	Myles Mason	11	16	12	28	1.0-2
9	Greg Brooks Jr.	12	13	12	25	.	.	1-6	3	4	1
24	LaDarius Bishop	10	15	7	22	1.0-1	.	.	1	1	.	1-25	.	.	.
26	Micahh Smith	11	13	9	22	.	.	.	2	2	1	1-0	.	.	.
52	TJ Smith	12	5	15	20	4.0-23	2.5-19	.	.	.	3	.	1	.	.
11	Mataio Soli	12	9	10	19	1.5-4	2
42	Jonathan Marshall	12	8	9	17	4.5-12	0.5-0	.	.	.	3	.	1	.	.
93	Isaiah Nichols	12	7	10	17	1.0-3	0.5-1
8B	Jamario Bell	10	10	7	17	5.5-27	4.5-23	.	.	.	2	.	1	.	.
13	Collin Clay	11	4	11	15	0.5-0
56	Zach Williams	9	6	6	12
36	D'Vone McClure	6	5	6	11	0.5-1	.	.	1	1	1
11	Nathan Parodi	11	5	2	7
1C	Jalen Catalon	4	3	3	6	.	.	.	1	1	.	.	1	.	.
22	Deon Edwards	11	5	.	5	2.0-2
28	Andrew Parker	7	2	3	5
50	Eric Gregory	2	1	3	4
37	Brenden Young	11	2	1	3
1V	Malik Chavis	2	1	1	2
32	Hayden Johnson	11	.	2	2
35	Matt Berry	8	.	2	2
17	Nick Starkel	8	2	.	2
5	Rakeem Boyd	12	2	.	2	1	.	.
85	Cheyenne O'Grady	7	1	.	1
1S	Simeon Blair	11	1	.	1
90	Marcus Miller	2	1	.	1	1.0-1
56	Dorian Gerald	1	.	1	1	.	.	.	1	1
16	Treyton Burks	11	1	.	1
8W	Mike Woods	12	1	.	1
74	Colton Jackson	5	1	.	1
48	Jordan Silver	12	1-0	.	.	.
Total			427	418	845	61-203	21-120	6-60	32	38	21	10-100	12	.	.
Opponents		12	398	340	738	67-259	18-121	15-279	75	90	53	6-37	6	1	.

TAKEAWAYS/GIVEAWAYS

OPPONENT	GAINED			LOST			MARGIN
	FUM	INT	TOTAL	FUM	INT	TOTAL	
Portland State	0	3	3	0	1	1	+2
at Ole Miss	2	0	2	1	0	1	+1
Colorado State	2	0	2	1	0	1	+1
San Jose State	0	1	1	0	5	5	-4
vs. Texas A&M	1	1	2	0	1	1	+1
at Kentucky	1	0	1	0	0	0	+2
Auburn	1	0	1	2	2	4	-3
at Alabama	0	0	0	1	3	4	-4
Mississippi State	1	0	1	1	1	2	-1
WKU	1	0	1	0	2	2	-1
at LSU	1	0	1	0	0	0	0
Missouri	0	1	1	0	0	0	+1
TOTAL	10	6	16	6	15	21	-5



JOE FOUCHA finished third on the team in total tackles with 87, including 44 solo stops.



2019 GAME-BY-GAME STATISTICS

GAME-BY-GAME BREAKDOWN

GAME	FINAL SCORE	[SCORE BY QUARTER]					[FIRST DOWNS]				[RUSHING]			[PASSING]			OFFENSE		PUNTING	FUMBLES	PENALTY	THIRD DOWNS	TOTAL TOP
		1	2	3	4	OT	RU	PA	PN	TOT	ATT	YDS	TD	C-A-I	YDS	TD	ATT	YDS	NO-AVG	NO-LOST	NO-YDS		
Portland State	13	3	3	0	7	-	5	7	4	16	28	75	0	16-33-3	155	1	61	230	5-39.8	0-0	10-85	2/13	26:22
Arkansas	20	10	0	7	3	-	12	11	3	26	42	204	2	18-35-1	191	0	77	395	5-35.6	1-0	7-70	5/15	33:38
Arkansas	17	0	3	0	14	-	5	12	1	18	26	61	0	25-41-0	300	1	67	361	6-35.7	1-1	7-55	5/15	27:32
Ole Miss	31	7	3	7	14	-	11	10	2	23	53	237	2	16-24-0	259	2	77	483	4-49.5	2-2	5-60	8/15	32:28
Colorado State	34	24	10	10	0	-	10	6	2	18	38	220	2	20-33-0	205	2	71	425	6-47.5	2-2	4-51	4/14	33:56
Arkansas	55	24	3	7	21	-	8	13	2	23	35	215	3	20-35-0	305	3	70	520	4-44.0	2-1	5-49	6/12	25:24
San Jose State	31	7	17	0	7	-	5	19	3	27	24	101	2	32-49-1	402	2	73	503	5-41.6	2-0	9-85	4/12	30:54
Arkansas	24	7	0	3	14	-	7	16	3	26	32	131	0	28-50-5	356	3	82	487	3-41.0	0-0	6-62	6/15	29:06
Texas A&M	31	7	14	0	10	-	8	14	2	24	33	89	1	23-35-1	251	3	68	340	4-49.5	3-1	6-55	5/10	32:37
Arkansas	27	0	17	7	3	-	5	18	3	26	26	98	1	27-44-1	297	1	70	395	3-38.7	0-0	8-48	5/13	27:23
Arkansas	20	7	6	0	7	-	6	7	3	16	30	183	2	12-27-0	122	0	57	305	4-44.2	1-0	5-39	6/13	22:49
Kentucky	24	0	7	10	7	-	15	5	1	21	54	330	2	8-12-0	88	1	66	418	3-44.3	2-1	7-44	7/14	35:05
Auburn	51	17	0	14	20	-	13	10	1	24	51	298	3	13-19-0	193	4	70	491	2-47.0	1-1	5-45	7/13	30:25
Arkansas	10	0	0	10	0	-	4	7	3	14	28	52	0	19-40-2	182	1	68	234	6-36.8	2-2	4-34	4/16	29:35
Arkansas	7	0	0	0	7	-	5	5	3	13	30	106	0	11-26-3	107	1	56	213	6-39.0	1-1	0-0	3/12	25:26
Alabama	48	17	24	7	0	-	9	14	0	23	38	179	2	24-30-0	280	3	68	459	2-47.5	1-0	6-60	8/13	34:34
Mississippi State	54	14	24	7	9	-	19	7	1	27	57	460	4	13-19-0	180	2	76	640	2-43.0	1-1	3-23	8/13	40:09
Arkansas	24	0	10	7	7	-	6	3	1	10	25	184	2	9-24-1	101	1	49	285	6-43.7	3-1	2-10	2/12	19:51
WKU	45	14	21	3	7	-	12	11	0	23	47	265	4	22-32-0	213	1	79	478	3-48.0	1-1	3-20	9/18	36:57
Arkansas	19	7	0	0	12	-	8	3	1	12	28	253	3	9-26-2	87	0	54	340	4-37.2	1-0	3-25	4/12	23:03
Arkansas	20	3	3	0	14	-	6	11	2	19	43	114	1	13-28-0	190	1	71	304	7-41.7	0-0	7-50	5/17	40:21
LSU	56	7	21	21	7	-	7	16	2	25	16	260	5	25-32-0	352	3	48	612	3-37.0	1-1	5-63	2/5	19:39
Missouri	24	0	10	7	7	-	7	11	2	20	47	144	2	15-23-1	185	1	70	329	5-41.8	2-0	6-62	7/16	31:30
Arkansas	14	7	0	7	0	-	8	5	3	16	31	165	0	11-31-0	77	2	62	242	5-35.6	0-0	7-50	4/13	28:30

GAME-BY-GAME OFFENSIVE STARTERS

OPPONENT	LT	LG	C	RG	RT	TE	TE/WR/FB	QB	RB	WR	WR
Portland State	C. Jackson	Capps	Clary	Cunningham	Wagner	Gunter	Woods	Hicks	Boyd	Burks	Knox
at Ole Miss	C. Jackson	Stromberg	Clary	Cunningham	Wagner	O'Grady	Gunter	Hicks	Boyd	Woods	Knox
Colorado State	C. Jackson	Stromberg	Clary	Cunningham	Wagner	Gunter	Woods	Starkel	Boyd	Burks	Knox
San Jose State	Cunningham	Capps	Clary	Stromberg	Wagner	O'Grady	Harrell	Starkel	Boyd	Woods	Knox
vs. Texas A&M	C. Jackson	Capps	Clary	Stromberg	Wagner	O'Grady	K. Jackson	Starkel	Boyd	Burks	Woods
at Kentucky	Cunningham	Capps	Clary	Stromberg	Wagner	O'Grady	Woods	Starkel	Boyd	Burks	Knox
Auburn	C. Jackson	Capps	Clary	Stromberg	Wagner	O'Grady	Woods	Hicks	Boyd	Burks	Knox
at Alabama	Cunningham	Adcock	Clary	Stromberg	Wagner	O'Grady	Woods	Starkel	Boyd	Burks	Knox
Mississippi State	Cunningham	Clenin	Clary	Stromberg	Wagner	Gunter	Woods	Hicks	Boyd	Burks	Knox
Western Kentucky	Cunningham	Capps	Clary	Stromberg	Wagner	Harrell	H. Johnson	J.S. Jones	Boyd	Woods	Knox
at LSU	Cunningham	Capps	Clary	Stromberg	Wagner	Gunter	Woods	Jefferson	Boyd	Burks	Knox
Missouri	Cunningham	Capps	Clary	Stromberg	Wagner	Gunter	Woods	Lindsey	Boyd	Burks	Knox

GAME-BY-GAME DEFENSIVE STARTERS

OPPONENT	DE	DT	DT	DE	SAM	MIKE	WILL	CB	SS	FS	CB	NB
Portland State	Gerald	Agim	Smith	Richardson	-	Harris	Pool	Brown	Curl	Foucha	McClellion	Brooks
at Ole Miss	Richardson	Agim	Smith	Soli	-	Harris	Pool	Brown	Curl	Foucha	McClellion	Brooks
Colorado State	Richardson	Agim	Smith	Soli	-	Harris	Pool	Brown	Curl	Foucha	McClellion	Brooks
San Jose State	Richardson	Agim	Smith	Soli	-	Harris	Pool	Bishop	Curl	Foucha	McClellion	Brooks
vs. Texas A&M	Richardson	Agim	Smith	Soli	-	Harris	Pool	Brown	Curl	Foucha	McClellion	Brooks
at Kentucky	Richardson	Agim	Smith	Soli	-	Harris	Pool	Brown	Curl	Foucha	McClellion	Brooks
Auburn	Richardson	Agim	Smith	Soli	-	Harris	Pool	Brown	Curl	Foucha	McClellion	Brooks
at Alabama	Richardson	Agim	Smith	Soli	-	Harris	Pool	Brown	Curl	Foucha	McClellion	Brooks
Mississippi State	Richardson	Agim	Smith	Soli	-	Harris	Pool	Brown	Curl	Foucha	Bishop	Brooks
Western Kentucky	Richardson	Agim	Smith	Soli	-	Harris	Pool	Brown	Curl	Foucha	McClellion	Brooks
at LSU	Richardson	Agim	Smith	Soli	-	Harris	Pool	Bishop	Curl	Foucha	McClellion	Brooks
Missouri	Bell	Agim	Smith	Soli	-	Harris	Pool	Brown	Mason	Foucha	McClellion	Brooks

CAREER STARTS

OFFENSE	'19	'18	'17	'16	TOTAL	CONS
Ben Hicks, QB, Sr.	4	9*	13*	11*	37	-
Colton Jackson, OL, Sr.	5	8	10	3	26	-
Ty Clary, OL, Jr.	12	11	4	-	27	23
Rakeem Boyd, RB, Jr.	12	8	-	-	20	20
Mike Woods, WR, So.	12	7	-	-	19	13
Devwah Whaley, RB, Sr.	-	4	10	-	14	-
Deon Stewart, WR, Sr.	-	8	5	-	13	-
Nick Starkel, QB, Jr.	5	-	5*	-	10	-
Dalton Wagner, OL, So.	12	1	-	-	13	12
Trey Knox, WR, Fr.	11	-	-	-	11	7
Ricky Stromberg, OL, Fr.	11	-	-	-	11	11
Myron Cunningham, OL, Jr.	10	-	-	-	10	5
Hayden Johnson, FB/TE, Sr.	1	-	-	7	8	-
Treyton Burks, WR, Fr.	9	-	-	-	9	2
Chase Harrell, TE, Sr.	2	-	4*	1*	7	-
Grayson Gunter, TE, Jr.	6	2	-	-	8	2
Jordan Jones, WR, Jr.	-	-	6	-	6	-

OFFENSE	'19	'18	'17	'16	TOTAL	CONS
Austin Capps, OL, Sr.	8	0	0	0	8	3
Noah Gatlin, OL, R-Fr.	-	2	-	-	2	-
Kirby Adcock, OL, So.	1	1	-	-	2	-
Shane Clenin, OL, So.	1	1	-	-	2	-
Koilan Jackson, WR, So.	1	-	-	-	1	-
John Stephen Jones, QB, R-Fr.	1	-	-	-	1	-
KJ Jefferson, QB, Fr.	1	-	-	-	1	-
Jack Lindsey, QB, Jr.	1	-	-	-	1	1

DEFENSE	'19	'18	'17	'16	TOTAL	CONS
McTelvin Agim, DL, Sr.	12	12	11	5	40	28
DeJon Harris, LB, Sr.	12	12	12	-	36	36
T.J. Smith, DL, Sr.	12	10	12	-	34	12
Kamren Curl, DB, Jr.	11	11	11	-	33	-
Jarques McClellion, DB, So.	11	8	-	-	19	3
Bumper Pool, LB, So.	12	4	-	-	16	13
Gabe Richardson, DL, Sr.	11	2	-	-	13	-
Montaric Brown, DB, So.	10	3	-	-	13	1
Joe Foucha, DB, So.	12	1	-	-	13	13
Greg Brooks Jr., DB, Fr.	12	-	-	-	12	12
Mataio Soli, DL, Fr.	10	-	-	-	10	10
Dorian Gerald, DL, Sr.	2	2	-	-	3	-
LaDarrius Bishop, DB, R-Fr.	3	-	-	-	3	-
Hayden Henry, LB, Jr.	-	1	-	-	1	-
Britto Tutt, DB, Sr.	-	1	-	-	1	-
Jamario Bell, DL, Sr.	1	-	-	-	1	1
Myles Mason, DB, So.	1	-	-	-	1	1



2019 SCORING DRIVES

ARKANSAS SCORING DRIVES

OPPONENT	START	PLAYS	YARDS	TIME	SCORING PLAY
PSU	AR30	9	54	3:29	C. Limpert 34 yd FG
PSU	AR36	10	64	4:15	D. Whaley 1 yd run
PSU	AR33	12	67	4:57	R. Boyd 2 yd run
PSU	AR29	12	63	5:09	C. Limpert 25 yd FG
at OM	AR45	7	36	3:11	C. Limpert 36 yd FG
at OM	AR31	0	0	0:00	K. Curl 69 yd fumble recovery
at OM	AR19	7	81	2:06	K. Jackson 6 yd pass from N. Starkel
CSU	AR25	5	75	1:42	T. Knox 24 yd pass from N. Starkel
CSU	AR18	11	82	3:34	C. Harrell 14 yd pass from N. Starkel
CSU	AR25	2	75	0:20	R. Boyd 59 yd run
CSU	AR36	6	28	2:25	C. Limpert 54 yd FG
CSU	CSU38	9	34	3:13	C. Limpert 22 yd FG
CSU	AR25	8	75	1:53	R. Boyd 4 yd run
CSU	AR32	9	68	2:43	D. Whaley 5 yd run
CSU	AR26	4	74	2:10	C. O'Grady 62 yd pass from N. Starkel
CSU	CSU25	0	0	0:00	L. Bishop 25 yd fumble recovery
SJSU	AR28	4	72	1:18	M. Woods 62 yd pass from N. Starkel
SJSU	AR45	6	26	2:00	C. Limpert 48 yd FG
SJSU	AR20	9	80	3:09	T. Morris 30 yd pass from N. Starkel
SJSU	AR20	7	80	2:55	T. Knox 8 yd pass from N. Starkel
vs TAMU	AR25	10	47	3:41	C. Limpert 46 yd FG
vs TAMU	TAMU06	0	0	0:00	D. Harris 6 yd fumble recovery
vs TAMU	TAMU41	4	41	1:21	M. Woods 13 yd pass from B. Hicks
vs TAMU	AR16	8	84	2:37	D. Whaley 11 yd run
vs TAMU	AR25	11	53	3:35	C. Limpert 40 yd FG
at UK	AR25	2	75	0:42	R. Boyd 74 yd run
at UK	UK32	8	22	1:50	C. Limpert 28 yd FG
at UK	AR29	10	45	3:58	C. Limpert 44 yd FG
at UK	UK29	3	29	0:52	R. Boyd 2 yd run
AU	AR13	16	77	7:30	C. Limpert 28 yd FG
AU	AU45	1	45	0:10	C. O'Grady 45 yd pass from B. Hicks
at ALA	ALA15	13	85	7:34	C. O'Grady 8 yd pass from J. Jones
MSU	AR39	2	61	0:57	R. Boyd 52 yd run
MSU	MSU23	4	1	0:56	C. Limpert 40 yd FG
MSU	AR41	12	59	6:30	M. Woods 11 yd pass from J. Jones
MSU	AR25	4	75	1:53	KJ Jefferson 5 yd run
WKU	AR12	4	88	1:28	R. Boyd 76 yd run
WKU	AR14	2	86	0:18	R. Boyd 86 yd run
WKU	AR30	9	70	3:36	KJ Jefferson 2 yd run
at LSU	AR45	7	49	3:31	C. Limpert 24 yd FG
at LSU	AR39	10	32	5:09	C. Limpert 47 yd FG
at LSU	AR25	9	75	6:02	M. Woods 24 yd pass from J. Lindsey
at LSU	LSU11	2	11	1:17	D. Whaley 2 yd run
MU	MU38	5	38	1:48	T. Knox 19 yd pass from J. Lindsey
MU	MU26	3	26	1:21	G. Gunter 10 yd pass from J. Lindsey

OPPONENT SCORING DRIVES

OPPONENT	START	PLAYS	YARDS	TIME	SCORING PLAY
PSU	PSU07	6	60	1:51	Williams 50 yd FG
PSU	PSU20	11	50	4:09	Williams 47 yd FG
PSU	PSU10	14	90	6:30	Taumoepeau 32 yd pass from Eason
at OM	OM15	13	85	4:35	Moore 2 yd pass from Corral
at OM	AR47	7	31	3:06	Logan 33 yd FG
at OM	OM29	8	71	2:59	Phillips 1 yd run
at OM	OM26	5	74	2:17	Moore 46 yd pass from Corral
at OM	OM34	5	66	3:05	Phillips 26 yd run
CSU	CSU25	2	75	0:18	Kinsey Jr. 75 yd run
CSU	CSU25	5	75	2:32	Jackson 14 yd pass from Hill
CSU	AR40	5	40	1:55	Hill 1 yd run
CSU	CSU20	10	52	2:37	Camper 46 yd FG
CSU	CSU25	15	72	7:22	Camper 21 yd FG
CSU	CSU28	3	72	1:44	Wright 75 yd pass from O'Brien
SJSU	SJSU25	7	75	2:16	Blackwell 3 yd pass from Love
SJSU	AR28	2	28	0:27	Nash 15 yd run
SJSU	SJSU23	7	47	2:12	Mercurio 47 yd FG
SJSU	SJSU21	9	79	3:48	Holiness 26 yd pass from Love
SJSU	SJSU25	5	75	1:43	Packer 19 yd run
vs TAMU	TAMU37	7	63	3:51	Smith 9 yd pass from Mond
vs TAMU	TAMU25	11	75	4:27	Spiller 4 yd run
vs TAMU	TAMU25	11	75	1:47	Davis 22 yd pass from Mond
vs TAMU	AR34	7	34	4:30	Davis 3 yd pass from Mond
vs TAMU	TAMU25	11	43	4:54	Small 50 yd FG
at UK	UK25	10	75	4:53	Bowden 3 yd run
at UK	UK23	13	45	5:52	Ruffolo 50 yd FG
at UK	AR48	6	48	3:16	Thomas 10 yd pass from Bowden
at UK	UK25	6	75	3:42	Bowden 24 yd run
AU	AR22	3	22	1:02	Nix 4 yd run
AU	AU37	3	63	0:57	Shivers 6 yd run
AU	AR37	13	55	5:32	Carlson 44 yd FG
AU	AU28	5	72	1:34	Williams 48 yd pass from Nix
AU	AU44	2	56	0:16	Schwartz 28 yd pass from Nix
AU	AU36	8	64	3:20	Williams 15 yd pass from Nix
AU	AU41	8	59	4:21	Wilson 17 yd pass from Gatewood
AU	AU35	5	65	3:02	Joiner 32 yd run
at ALA	AR18	14	69	6:27	Bulovas 31 yd FG
at ALA	AR14	1	14	0:07	Ruggs III 14 yd pass from Jones
at ALA	AR48	5	48	1:42	Jeady 14 yd pass from Jones
at ALA	ALA30	6	70	2:16	Harris 1 yd run
at ALA	AR48	4	48	1:30	Harris 1 yd run
at ALA	AR25	5	13	1:48	Bulovas 30 yd FG
at ALA	AR00	0	0	0:00	Diggs 84 yd INT return
at ALA	ALA36	5	64	2:22	Jeady 40 yd pass from Jones
MSU	MSU18	6	82	2:49	Hill 4 yd run
MSU	MSU20	11	80	5:21	Mitchell 33 yd pass from Stevens
MSU	MSU24	11	68	4:55	Christmann 26 yd FG
MSU	MSU25	6	75	2:29	Hill 2 yd run
MSU	MSU16	5	84	2:18	Hill 1 yd run
MSU	AR00	0	0	0:00	Murphy 32 yd INT return
MSU	MSU34	6	66	3:09	Green 3 yd pass from Stevens
MSU	MSU25	13	47	7:23	Christmann 46 yd FG
MSU	MSU25	3	75	1:25	Gibson 47 yd run
WKU	AR42	9	42	3:45	Sloan 19 yd run
WKU	WKU25	12	75	6:03	Storey 9 yd run
WKU	WKU41	16	59	7:09	Storey 1 yd run
WKU	WKU27	2	73	0:38	Pearson 69 yd pass from Storey
WKU	WKU32	12	68	3:24	Walker 1 yd run
WKU	WKU32	7	67	2:53	Munson 19 yd FG
WKU	AR00	0	0	0:00	Key 25 yd INT return
at LSU	LSU25	6	75	2:27	Chase 37 yd pass from Burrow
at LSU	LSU25	6	75	2:05	Davis-Price 2 yd run
at LSU	LSU38	5	62	2:00	Edwards-Helaire 27 yd run
at LSU	LSU10	9	90	1:37	Jefferson 10 yd pass from Burrow
at LSU	LSU15	2	85	0:43	Chase 50 yd pass from Burrow
at LSU	AR26	1	26	0:09	Edwards-Helaire 26 yd run
at LSU	LSU11	1	89	0:26	Edwards-Helaire 89-yd run
at LSU	LSU33	5	67	2:10	Emery 39 yd run
MU	MU25	14	75	6:53	Rountree 5 yd run
MU	MU44	8	48	3:05	McCann 26 yd FG
MU	MU16	8	84	2:54	Badie 3 yd run
MU	MU36	8	64	2:38	Nance 10 yd pass from Powell



2019 MISCELLANEOUS STATISTICS

ARKANSAS INSIDE THE OPPONENT REDZONE

	TIMES IN RZ	TIMES SCORED	TOTAL PTS	RUSH TDS	PASS TDS	FGS MADE	FGS FGA	-----FAILED TO SCORE-----			
								DOWNS	INT	FUMB	HALF GAME
Portland State	6	4	20	2	2	0	2	0	0	1	0
at Ole Miss	3	2	10	1	0	1	1	0	1	0	0
Colorado St.	4	4	24	3	2	1	1	0	0	0	0
San Jose State	3	1	7	1	0	1	0	0	1	1	0
vs. Texas A&M	4	2	14	2	1	1	0	0	1	1	0
at Kentucky	3	2	10	1	1	0	1	0	1	0	0
Auburn	1	1	3	0	0	0	1	0	0	0	0
at Alabama	1	1	7	1	0	1	0	0	0	0	0
Mississippi St.	2	2	14	2	1	1	0	0	0	0	0
Western Kentucky	1	1	6	1	1	0	0	0	0	0	0
at LSU	2	2	10	1	1	0	1	0	0	0	0
Missouri	2	2	14	2	0	2	0	0	0	0	0
TOTALS	32	24	139	17	9	8	7	0	4	3	0

24 of 32 (75.0%)

OPPONENTS INSIDE THE ARKANSAS REDZONE

	TIMES IN RZ	TIMES SCORED	TOTAL PTS	RUSH TDS	PASS TDS	FGS MADE	FGS FGA	-----FAILED TO SCORE-----			
								DOWNS	INT	FUMB	HALF GAME
Portland State	0	0	0	0	0	0	0	0	0	0	0
at Ole Miss	3	3	17	2	1	1	1	0	0	0	0
Colorado St.	3	3	17	2	1	1	1	0	0	0	0
San Jose State	4	3	21	3	2	1	0	0	1	0	0
vs. Texas A&M	4	3	21	3	1	2	0	0	0	1	0
at Kentucky	4	3	17	2	1	1	1	0	0	0	1
Auburn	5	4	27	4	2	2	0	0	0	0	1
at Alabama	7	6	34	4	2	2	2	0	1	0	0
Mississippi St.	6	5	31	4	3	1	1	0	0	0	1
Western Kentucky	5	5	31	4	4	0	1	0	0	0	0
at LSU	2	2	14	2	1	1	0	0	0	0	0
Missouri	4	4	24	3	2	1	1	0	0	0	0
TOTAL	47	41	254	33	20	13	8	0	2	1	3

41 OF 47 (87.2%)

SCORING DRIVE BREAKDOWN

YARDAGE	ARKANSAS		OPPONENT	
	TD	FG	TD	FG
No drive	3	-	3	-
Neg. Yards	-	-	-	-
0-9	-	1	-	-
10-19	1	-	1	1
20-29	2	3	3	-
30-39	1	3	1	1
40-49	2	3	5	7
50-59	1	2	3	2
60-69	4	1	12	3
70-79	9	1	22	1
80-89	8	-	7	-
90-99	-	-	1	-
TOTAL	31	14	57	15

THREE & OUT DRIVES

	ARKANSAS THREE-&-OUTS/DRIVES	OPPONENT THREE-&-OUTS/DRIVES
Portland State	1/12 (8.3)	2/11 (18.2)
at Ole Miss	3/12 (25.0)	2/14 (14.3)
Colorado State	3/15 (20.0)	6/15 (40.0)
San Jose State	3/14 (21.4)	2/15 (13.3)
vs. Texas A&M	2/11 (18.2)	3/12 (25.0)
at Kentucky	2/10 (20.0)	2/10 (20.0)
Auburn	5/14 (35.7)	2/14 (14.3)
at Alabama	4/12 (33.3)	0/11 (0.0)
Mississippi State	4/13 (30.8)	2/11 (18.2)
WKU	3/12 (35.0)	1/10 (10.0)
at LSU	4/14 (28.6)	2/12 (16.7)
Missouri	2/12 (16.7)	2/12 (16.7)
TOTAL	34/151 (22.5)	26/147 (17.7)

20+ YARD BREAKDOWN BY YARDS

LONG PLAYS BY YARDS	NO.	TD
100	0	0
90-99	0	0
80-89	1	1
70-79	2	2
60-69	3	3
50-59	2	2
40-49	5	1
30-39	15	1
20-29	43	3
TOTAL	71	13

20+ YARD BREAKDOWN BY TYPE

LONG PLAYS BY YARDS	NO.	TD
Rushing	15	5
Passing	32	6
Punt returns	3	0
Kick returns	17	0
Interceptions	2	0
Fumble returns	2	2
Other	0	0
TOTAL	71	13

20-YARD PLUS BY PLAYER

PLAYER	NO.	TD	R	P	KR	PR	IR	FR
Treyton Burks	18	0	0	10	6	2	0	0
Rakeem Boyd	10	5	8	2	0	0	0	0
De'Von Warren	9	0	0	0	9	0	0	0
Mike Woods	6	2	0	6	0	0	0	0
Cheyenne O'Grady	6	2	0	6	0	0	0	0
Trey Knox	5	1	0	5	0	0	0	0
Devwah Whaley	4	0	3	1	0	0	0	0
TJ Hammonds	3	0	1	0	2	0	0	0
Kamren Curl	2	1	0	0	0	0	1	1
Jack Lindsey	2	0	2	0	0	0	0	0
LaDarius Bishop	1	1	0	0	0	0	0	1
Tyson Morris	1	1	0	1	0	0	0	0
KJ Jefferson	1	0	1	0	0	0	0	0
Joe Foucha	1	0	0	0	0	0	1	0
Grayson Gunter	1	0	0	1	0	0	0	0
Nathan Parodi	1	0	0	0	0	1	0	0
TOTAL	71	13	15	32	17	3	2	2

SPECIAL TEAMS TACKLES

Player	Total	NO	Punt
Grant Morgan	5	3	2
Hayden Henry	3	2	1
Matt Berry	2	2	0
D'Vone McClure	2	1	1
Deon Edwards	2	2	0
Nathan Parodi	1	1	0
Montaric Brown	1	1	0
Joe Foucha	1	1	0
Simeon Blair	1	1	0
Brenden Young	1	1	0
LaDarius Bishop	1	0	1
Hayden Johnson	1	0	1
TOTAL	21	15	6

LONGEST PLAYS OF THE YEAR

Rushing	86	Rakeem Boyd vs. Western Kentucky (11/9/2019)
Rushing Touchdown	86	Rakeem Boyd vs. Western Kentucky (11/9/2019)
Passing	62	Cheyenne O'Grady from Nick Starkel vs. Colorado St. (9/14/2019)
	62	Mike Woods from Nick Starkel vs. San Jose State (9/21/2019)
Passing Touchdown	62	Mike Woods from Nick Starkel vs. San Jose State (9/21/2019)
	62	Cheyenne O'Grady from Nick Starkel vs. Colorado St. (9/14/2019)
Punt Return	32	Treyton Burks vs. Texas A&M (9/28/2019)
Kick Return	42	Treyton Burks vs. Mississippi St. (11/2/2019)
Interception Return	29	Kamren Curl vs. Portland State (8/31/2019)
Fumble Return	69	Kamren Curl vs. Ole Miss (9/7/2019)
Punt	59	Sam Loy vs. Mississippi St. (11/2/2019)
Field Goal	54	Connor Limpert vs. Colorado St. (9/14/2019)



2019 SEASON HIGHS

INDIVIDUAL GAME HIGHS

Rushes	21	Rakeem Boyd vs. Missouri (Nov 29, 2019)
Yards Rushing	185	Rakeem Boyd vs. Western Kentucky (Nov 09, 2019)
TD Rushes	2	Rakeem Boyd vs. Colorado St. (Sep 14, 2019) Rakeem Boyd at Kentucky (Oct 12, 2019) Rakeem Boyd vs. Western Kentucky (Nov 09, 2019)
Long Rush	86	Rakeem Boyd vs. Western Kentucky (Nov 09, 2019)
Pass attempts	50	Nick Starkel vs. San Jose State (Sep 21, 2019)
Pass completions	28	Nick Starkel vs. San Jose State (Sep 21, 2019)
Yards Passing	356	Nick Starkel vs. San Jose State (Sep 21, 2019)
TD Passes	3	Nick Starkel vs. San Jose State (Sep 21, 2019) Nick Starkel vs. Colorado St. (Sep 14, 2019)
Long Pass	62	Nick Starkel vs. Colorado St. (Sep 14, 2019)
Receptions	8	Trey Knox vs. San Jose State (Sep 21, 2019) Cheyenne O'Grady vs. Texas A&M (Sep 28, 2019)
Yards Receiving	115	Mike Woods vs. San Jose State (Sep 21, 2019)
TD Receptions	1	Koilan Jackson at Ole Miss (Sep 07, 2019) Trey Knox vs. Colorado St. (Sep 14, 2019) Cheyenne O'Grady vs. Colorado St. (Sep 14, 2019) Chase Harrell vs. Colorado St. (Sep 14, 2019) Tyson Morris vs. San Jose State (Sep 21, 2019) Trey Knox vs. San Jose State (Sep 21, 2019) Mike Woods vs. San Jose State (Sep 21, 2019) Mike Woods vs. Texas A&M (Sep 28, 2019) Cheyenne O'Grady vs. Auburn (Oct 19, 2019) Cheyenne O'Grady at Alabama (Oct 26, 2019) Mike Woods vs. Mississippi St. (Nov 02, 2019) Mike Woods at LSU (Nov 23, 2019) Trey Knox vs. Missouri (Nov 29, 2019) Grayson Gunter vs. Missouri (Nov 29, 2019)
Long Reception	62	Cheyenne O'Grady vs. Colorado St. (Sep 14, 2019) Mike Woods vs. San Jose State (Sep 21, 2019)
Field Goals	2	Connor Limpert vs. Portland State (Aug 31, 2019) Connor Limpert vs. Colorado St. (Sep 14, 2019) Connor Limpert vs. Texas A&M (Sep 28, 2019) Connor Limpert at Kentucky (Oct 12, 2019) Connor Limpert at LSU (Nov 23, 2019)
Long Field Goal	54	Connor Limpert vs. Colorado St. (Sep 14, 2019)
Punts	7	Sam Loy at LSU (Nov 23, 2019)
Punting Avg	44.2	Sam Loy at Kentucky (Oct 12, 2019)
Long Punt	59	Sam Loy vs. Mississippi St. (Nov 02, 2019)
Punts inside 20	4	Sam Loy at LSU (Nov 23, 2019)
Long Punt Return	32	Treyton Burks vs. Texas A&M (Sep 28, 2019)
Long Kickoff Return	42	Treyton Burks vs. Mississippi St. (Nov 02, 2019)
Tackles	13	Joe Foucha at Alabama (Oct 26, 2019) Bumper Pool vs. Mississippi St. (Nov 02, 2019) Bumper Pool vs. Missouri (Nov 29, 2019)
Sacks	2.0	Kamren Curl vs. Portland State (Aug 31, 2019) McTelvin Agim vs. Portland State (Aug 31, 2019) Jamario Bell vs. Texas A&M (Sep 28, 2019)
Tackles For Loss	2.0	Kamren Curl vs. Portland State (Aug 31, 2019) McTelvin Agim vs. Portland State (Aug 31, 2019) Jamario Bell vs. San Jose State (Sep 21, 2019) Jamario Bell vs. Texas A&M (Sep 28, 2019) DeJon Harris vs. Missouri (Nov 29, 2019)

Interceptions	1	Kamren Curl vs. Portland State (Aug 31, 2019) Jarques McClellion vs. Portland State (Aug 31, 2019) Joe Foucha vs. Portland State (Aug 31, 2019) Kamren Curl vs. San Jose State (Sep 21, 2019) Montaric Brown vs. Texas A&M (Sep 28, 2019) Greg Brooks Jr. vs. Missouri (Nov 29, 2019)
---------------	---	--

TEAM GAME HIGHS

Rushes	43	at LSU (Nov 23, 2019)
Yards Rushing	253	vs. Western Kentucky (Nov 09, 2019)
Yards Per Rush	9.0	vs. Western Kentucky (Nov 09, 2019)
TD Rushes	3	vs. Colorado St. (Sep 14, 2019) vs. Western Kentucky (Nov 09, 2019)
Pass attempts	50	vs. San Jose State (Sep 21, 2019)
Pass completions	28	vs. San Jose State (Sep 21, 2019)
Yards Passing	356	vs. San Jose State (Sep 21, 2019)
Yards Per Pass	8.7	vs. Colorado St. (Sep 14, 2019)
TD Passes	3	vs. Colorado St. (Sep 14, 2019) vs. San Jose State (Sep 21, 2019)
Total Plays	82	vs. San Jose State (Sep 21, 2019)
Total Offense	520	vs. Colorado St. (Sep 14, 2019)
Yards Per Play	7.4	vs. Colorado St. (Sep 14, 2019)
Points	55	vs. Colorado St. (Sep 14, 2019)
Sacks By	6	vs. Portland State (Aug 31, 2019)
First Downs	26	vs. Portland State (Aug 31, 2019) vs. San Jose State (Sep 21, 2019) vs. Texas A&M (Sep 28, 2019)
Penalties	8	vs. Texas A&M (Sep 28, 2019)
Penalty Yards	70	vs. Portland State (Aug 31, 2019)
Turnovers	5	vs. San Jose State (Sep 21, 2019)
Interceptions By	3	vs. Portland State (Aug 31, 2019)
Punts	7	at LSU (Nov 23, 2019)
Punting Avg	44.2	at Kentucky (Oct 12, 2019)
Long Punt	59	vs. Mississippi St. (Nov 02, 2019)
Punts inside 20	4	at LSU (Nov 23, 2019)
Long Punt Return	32	vs. Texas A&M (Sep 28, 2019)

OPPONENT INDIVIDUAL GAME HIGHS

Rushes	26	Scottie Phillips, at Ole Miss (Sep 07, 2019)
Yards Rushing	234	Kylin Hill, vs. Mississippi St. (Nov 02, 2019)
TD Rushes	3	Kylin Hill, vs. Mississippi St. (Nov 02, 2019) Clyde Edwards-Helaire, at LSU (Nov 23, 2019)
Long Rush	89	Clyde Edwards-Helaire, at LSU (Nov 23, 2019)
Pass attempts	49	Josh Love, vs. San Jose State (Sep 21, 2019)
Pass completions	32	Josh Love, vs. San Jose State (Sep 21, 2019)
Yards Passing	402	Josh Love, vs. San Jose State (Sep 21, 2019)
TD Passes	3	Kellen Mond, vs. Texas A&M (Sep 28, 2019) Bo Nix, vs. Auburn (Oct 19, 2019) Mac Jones, at Alabama (Oct 26, 2019) Joe Burrow, at LSU (Nov 23, 2019)
Long Pass	75	Patrick O'Brien, vs. Colorado St. (Sep 14, 2019)
Receptions	12	Tre Walker, vs. San Jose State (Sep 21, 2019)
Yards Receiving	161	Tre Walker, vs. San Jose State (Sep 21, 2019)
TD Receptions	2	Elijah Moore, at Ole Miss (Sep 07, 2019) Quartney Davis, vs. Texas A&M (Sep 28, 2019) Seth Williams, vs. Auburn (Oct 19, 2019)

		Jerry Jeudy, at Alabama (Oct 26, 2019) Ja'Marr Chase, at LSU (Nov 23, 2019)
Long Reception	75	Dante Wright, vs. Colorado St. (Sep 14, 2019)
Field Goals	2	Cody Williams, vs. Portland State (Aug 31, 2019) Cayden Camper, vs. Colorado St. (Sep 14, 2019) Joseph Bulovas, at Alabama (Oct 26, 2019) Jace Christmann, vs. Mississippi St. (Nov 02, 2019)
Long Field Goal	50	Cody Williams, vs. Portland State (Aug 31, 2019) Seth Small, vs. Texas A&M (Sep 28, 2019) Matt Ruffolo, at Kentucky (Oct 12, 2019)
Punts	6	Ryan Stonehouse, vs. Colorado St. (Sep 14, 2019)
Punting Avg	49.5	Mac Brown, at Ole Miss (Sep 07, 2019) Braden Mann, vs. Texas A&M (Sep 28, 2019)
Long Punt	59	Braden Mann, vs. Texas A&M (Sep 28, 2019) John Haggerty, vs. Western Kentucky (Nov 09, 2019)
Punts inside 20	3	Braden Mann, vs. Texas A&M (Sep 28, 2019)
Long Punt Return	18	Josh Ali, at Kentucky (Oct 12, 2019)
Long Kickoff Return	32	Anthony Hawkins, vs. Colorado St. (Sep 14, 2019)
Tackles	15	Romeo Gunt, vs. Portland State (Aug 31, 2019)
Sacks	3.0	JaCoby Stevens, at LSU (Nov 23, 2019)
Tackles For Loss	4.0	JaCoby Stevens, at LSU (Nov 23, 2019)
Interceptions	2	Bobby Brown II, vs. San Jose State (Sep 21, 2019)

OPPONENT TEAM GAME HIGHS

Rushes	57	vs. Mississippi St. (Nov 02, 2019)
Yards Rushing	460	vs. Mississippi St. (Nov 02, 2019)
Yards Per Rush	16.2	at LSU (Nov 23, 2019)
TD Rushes	5	at LSU (Nov 23, 2019)
Pass attempts	49	vs. San Jose State (Sep 21, 2019)
Pass completions	32	vs. San Jose State (Sep 21, 2019)
Yards Passing	402	vs. San Jose State (Sep 21, 2019)
Yards Per Pass	11.0	at LSU (Nov 23, 2019)
TD Passes	4	vs. Auburn (Oct 19, 2019)
Total Plays	79	vs. Western Kentucky (Nov 09, 2019)
Total Offense	640	vs. Mississippi St. (Nov 02, 2019)
Yards Per Play	12.8	at LSU (Nov 23, 2019)
Points	56	at LSU (Nov 23, 2019)
Sacks By	3	at Ole Miss (Sep 07, 2019) at Kentucky (Oct 12, 2019) vs. Auburn (Oct 19, 2019) at LSU (Nov 23, 2019)
First Downs	27	vs. San Jose State (Sep 21, 2019) vs. Mississippi St. (Nov 02, 2019)
Penalties	10	vs. Portland State (Aug 31, 2019)
Penalty Yards	85	vs. Portland State (Aug 31, 2019) vs. San Jose State (Sep 21, 2019)
Turnovers	3	vs. Portland State (Aug 31, 2019)
Interceptions By	5	vs. San Jose State (Sep 21, 2019)
Punts	6	vs. Colorado St. (Sep 14, 2019)
Punting Avg	49.5	at Ole Miss (Sep 07, 2019) vs. Texas A&M (Sep 28, 2019)
Long Punt	59	vs. Texas A&M (Sep 28, 2019) vs. Western Kentucky (Nov 09, 2019)
Punts inside 20	3	vs. Texas A&M (Sep 28, 2019)
Long Punt Return	18	at Kentucky (Oct 12, 2019)



2019 SEC RECAP

FINAL STANDINGS

EASTERN DIVISION	SEC	PCT	PF	PA	OVERALL	PCT	PF	PA	HOME	AWAY	NEUT	VS. DIV.	TOP 25	TOP 10	STREAK
%Georgia	7-1	.875	202	84	11-1	.917	395	125	6-1	4-0	1-0	5-1	4-0	2-0	W6
Florida	6-2	.750	249	136	10-2	.833	396	173	6-0	3-1	1-1	5-1	1-2	1-2	W3
Tennessee	5-3	.625	160	186	7-5	.583	291	260	5-3	2-2	0-0	4-2	0-3	0-3	W5
South Carolina	3-5	.375	159	221	4-8	.333	269	313	3-4	1-3	0-1	3-3	1-3	1-3	L3
Kentucky	3-5	.375	145	160	7-5	.583	316	221	6-2	1-3	0-0	2-4	0-2	0-2	W3
Vanderbilt	1-7	.125	102	287	3-9	.250	198	381	3-4	0-5	0-0	1-5	1-3	0-3	L1
*Missouri	3-5	.375	143	179	6-6	.500	304	233	5-2	1-4	0-0	1-5	0-2	0-1	W1

WESTERN DIVISION	SEC	PCT	PF	PA	OVERALL	PCT	PF	PA	HOME	AWAY	NEUT	VS. DIV.	TOP 25	TOP 10	STREAK
^LSU	8-0	1.000	377	204	12-0	1.000	584	265	7-0	5-0	0-0	6-0	4-0	4-0	W12
Alabama	6-2	.750	360	203	10-2	.833	579	226	6-1	3-1	1-0	4-2	1-2	0-1	L1
Auburn	5-3	.625	250	180	9-3	.750	408	223	6-1	2-2	1-0	5-1	3-3	1-3	W2
Texas A&M	4-4	.500	202	224	7-5	.583	360	272	5-2	1-3	1-0	3-3	0-5	0-5	L2
Mississippi State	3-5	.375	186	256	6-6	.500	331	337	4-3	1-3	1-0	2-4	0-3	0-3	W2
Ole Miss	2-6	.250	208	243	4-8	.333	319	318	4-3	0-5	0-0	1-5	0-3	0-2	L2
Arkansas	0-8	.000	139	319	2-10	.167	257	442	2-5	0-4	0-1	0-6	0-4	0-2	L9

% - SEC Championship Game Eastern Division Representative; ^ - SEC Championship Game Western Division Representative; * - Not eligible for postseason play; vs. Top 25 - Record vs. teams in Top 25 (AP, USA Today) when game was played; Teams listed in alphabetical order unless tie-breaker applicable

COLLEGE FOOTBALL PLAYOFF NATIONAL CHAMPIONSHIP

LSU 42, Clemson 25

Attendance: 76,885 • TV: ESPN

Jan. 13 • Mercedes-Benz Superdome • New Orleans, La.

MVP: Joe Burrow, Patrick Queen (LSU)

SEC BOWL RESULTS

ACADEMY SPORTS + OUTDOORS

TEXAS BOWL

Texas A&M 24, Oklahoma State 21

Dec. 27 • NRG Stadium

Houston, Texas

CHICK-FIL-A PEACH BOWL

CFP SEMIFINAL

LSU 63, Oklahoma 28

Dec. 28 • Mercedes-Benz Stadium

Atlanta, Ga.

CAPITAL ONE ORANGE BOWL

Florida 36, Virginia 28

Dec. 30 • Hard Rock Stadium

Miami Gardens, Fla.

FRANKLIN AMERICAN MORTGAGE

MUSIC CITY BOWL

Louisville 38, Mississippi State 28

Dec. 30 • Nissan Stadium

Nashville, Tenn.

BELK BOWL

Kentucky 37, Virginia Tech 30

Dec. 31 • Bank of America Stadium

Charlotte, N.C.

ALLSTATE SUGAR BOWL

Georgia 26, Baylor 14

Jan. 1 • Mercedes-Benz Superdome

New Orleans, La.

OUTBACK BOWL

Minnesota 31, Auburn 24

Jan. 1 • Raymond James Stadium

Tampa, Fla.

VRBO CITRUS BOWL

Alabama 35, Michigan 16

Jan. 1 • Camping World Stadium

Orlando, Fla.

TAXSLAYER GATOR BOWL

Tennessee 23, Indiana 22

Jan. 2 • TIAA Bank Field

Jacksonville, Fla.

ARKANSAS IN THE SEC & NATIONAL RANKINGS

CATEGORY	VALUE	SEC	NCAA
3rd Down Conversion Pct	.333	12	113
3rd Down Conversion Pct Defense	.455	14	116
4th Down Conversion Pct	.400	11	106
4th Down Conversion Pct Defense	.563	12	88
Blocked Kicks	-	-	-
Blocked Kicks Allowed	1	3	30
Blocked Punts	-	-	-
Blocked Punts Allowed	0	1	1
Completion Percentage	.496	14	126
Defensive TDs	3	2	12
Fewest Penalties	61	2	17
Fewest Penalties Per Game	5.08	2	24
Fewest Penalty Yards	492	1	8
Fewest Penalty Yards Per Game	41.00	1	14
First Downs Defense	271	13	80
First Downs Offense	219	13	113
Fumbles Lost	6	4	26
Fumbles Recovered	10	5	27
Kickoff Return Defense	17.29	2	10
Kickoff Returns	18.54	11	105
Net Punting	37.51	12	86
Passes Had Intercepted	15	14	112
Passes Intercepted	6	13	113
Passing Offense	192.9	11	103
Passing Yards Allowed	229.2	11	69
Passing Yards per Completion	11.46	11	100
Punt Return Defense	4.50	2	20
Punt Returns	11.50	7	26
Red Zone Defense	.872	14	100
Red Zone Offense	.750	12	114
Rushing Defense	221.5	14	122
Rushing Offense	147.2	11	85
Sacks Allowed	1.58	5	31
Scoring Defense	36.8	14	124
Scoring Offense	21.4	13	110
Tackles for Loss Allowed	5.58	10	54
Team Passing Efficiency	101.39	14	128
Team Passing Efficiency Defense	154.99	14	123
Team Sacks	1.75	12	94
Team Tackles for Loss	5.1	14	103
Time of Possession	27:47	13	111
Total Defense	450.7	14	110
Total Offense	340.1	13	111
Turnover Margin	-0.42	13	97
Turnovers Gained	16	9	84
Turnovers Lost	21	13	94
Winning Percentage	.167	14	121



2019 SEC RECAP

COACHES' SEC AWARDS

OFFENSIVE PLAYER OF THE YEAR

Joe Burrow, LSU

DEFENSIVE PLAYER OF THE YEAR

Derrick Brown, Auburn

SPECIAL TEAMS PLAYER OF THE YEAR

Jaylen Waddle, Alabama

FRESHMAN OF THE YEAR

Bo Nix, Auburn

SCHOLAR-ATHLETE OF THE YEAR

Rodrigo Blankenship, Georgia

JACOBS BLOCKING TROPHY

Andrew Thomas, Georgia

COACH OF THE YEAR

Ed Orgeron, LSU

COACHES' ALL-SEC TEAMS

FIRST TEAM OFFENSE

TE Kyle Pitts, Florida
OL Andrew Thomas, Georgia
OL Jedrick Wills Jr., Alabama
OL Alex Leatherwood, Alabama
OL Trey Smith, Tennessee
C Lloyd Cushenberry, LSU
WR Ja'Marr Chase, LSU
WR Jerry Jeudy, Alabama
QB Joe Burrow, LSU
RB Clyde Edwards-Helaire, LSU
RB D'Andre Swift, Georgia
AP Lynn Bowden Jr., Kentucky

FIRST TEAM DEFENSE

DL Derrick Brown, Auburn
DL Marlon Davidson, Auburn
DL Jonathan Greenard, Florida
DL Javon Kinlaw, South Carolina
LB Anfernee Jennings, Alabama
LB K'Lavon Chaisson, LSU
LB Nick Bolton, Missouri
DB J.R. Reed, Georgia
DB Grant Delpit, LSU
DB Xavier McKinney, Alabama
DB C.J. Henderson, Florida

FIRST TEAM SPECIAL TEAMS

PK Rodrigo Blankenship, Georgia
P Braden Mann, Texas A&M
RS Jaylen Waddle, Alabama

SECOND TEAM OFFENSE

TE Albert Okwuegbunam, Missouri
OL Logan Stenberg, Kentucky
OL Adrian Magee, LSU
OL Prince Tega Wanogho, Auburn
C Damien Lewis, LSU
Landon Dickerson, Alabama
WR DeVonta Smith, Alabama
WR Bryan Edwards, South Carolina
QB Tua Tagovailoa, Alabama

RB Kylin Hill, Mississippi State
RB Najee Harris, Alabama
AP Jaylen Waddle, Alabama

SECOND TEAM DEFENSE

DL Raekwon Davis, Alabama
DL Benito Jones, Ole Miss
DL Rashard Lawrence, LSU
DL Tyler Clark, Georgia
LB Daniel Bituli, Tennessee
LB K.J. Britt, Auburn
LB Terrell Lewis, Alabama
DB Derek Stingley, LSU
DB Trevon Diggs, Alabama
DB Nigel Warrior, Tennessee
DB Jacoby Stevens, LSU

SECOND TEAM SPECIAL TEAMS

PK Brent Cimaglia, Tennessee
P Max Duffy, Kentucky
RS *Jerrion Ealy, Ole Miss
RS *Treyton Burks, Arkansas
RS *Clyde Edwards-Helaire, LSU
RS *Christian Tutt, Auburn
RS *Marquez Callaway, Tennessee

* - Ties

AP SEC AWARDS

OFFENSIVE PLAYER OF THE YEAR

Joe Burrow, LSU

DEFENSIVE PLAYER OF THE YEAR

Derrick Brown, Auburn

NEWCOMER OF THE YEAR

Derek Stingley Jr., LSU

COACH OF THE YEAR

Ed Orgeron, LSU

AP ALL-SEC TEAMS

FIRST TEAM OFFENSE

QB Joe Burrow*, LSU
RB Clyde Edwards-Helaire*, LSU
RB Kylin Hill, Mississippi State
OT Andrew Thomas, Georgia
OT Jedrick Wills Jr., Alabama
OG Trey Smith, Tennessee
OG Logan Stenberg, Kentucky
C Drake Jackson, Kentucky
TE Kyle Pitts, Florida
WR Ja'Marr Chase*, LSU
WR DeVonta Smith, Alabama
AP Lynn Bowden Jr., Kentucky
K Rodrigo Blankenship, Georgia

FIRST TEAM DEFENSE

DE Marlon Davidson, Auburn
DE Jonathan Greenard, Florida
DT Derrick Brown, Auburn
DT Jordan Elliott, Missouri
LB Nick Bolton, Missouri

LB K.J. Britt, Auburn
LB Anfernee Jennings, Alabama
CB Trevon Diggs, Alabama
CB Derek Stingley Jr., LSU
S Xavier McKinney, Alabama
S Nigel Warrior, Tennessee
P Max Duffy, Kentucky

SECOND TEAM OFFENSE

QB Tua Tagovailoa, Alabama
RB Najee Harris, Alabama
RB D'Andre Swift, Georgia
OT Alex Leatherwood, Alabama
OT Isaiah Wilson, Georgia
OG Landon Dickerson, Alabama
OG Damien Lewis, LSU
C Trey Hill, Georgia
TE Jalen Wydermyer, Texas A&M
WR Justin Jefferson, LSU
WR Jerry Jeudy, Alabama
AP Jaylen Waddle, Alabama
K Cade York, LSU

SECOND TEAM DEFENSE

DE Chauncey Rivers, Mississippi State
DE D.J. Wonnum, South Carolina
DT Javon Kinlaw, South Carolina
DT Justin Madubuike, Texas A&M
LB K'Lavon Chaisson, LSU
LB De'Jon Harris, Arkansas
LB David Reese, Florida
LB Monty Rice, Georgia
CB Israel Mukuamu, South Carolina
CB Kristian Fulton, LSU
CB Eric Stokes, Georgia
S Grant Delpit, LSU
S Jeremiah Dinson, Auburn
P Braden Mann, Texas A&M



TREYTON BURKS was voted a second team special teams returner by the league's coaches.



1964 NATIONAL CHAMPIONS

Without question, the proudest moment in the history of Arkansas Razorback football is the 1964 national championship. Head coach Frank Broyles led his 1964 team to an undefeated 10-0 regular season record and a 10-7 Cotton Bowl victory over Nebraska.

The 1964 national championship was historic not so much for who won but for when the title was awarded.

In 1964, seven different entities named a mythical national champion. The two most notable polls to fans at the time – The Associated Press and the United Press International – did not wait until after the bowl games to award their champion. Because of that, Alabama was named the national champ by the AP, UPI and Litkenhous groups. However, the Crimson Tide went on to lose 21-17 to Texas in the Orange Bowl and finish 10-1 on the year.

Arkansas remained the only undefeated team in the country at 11-0 with its victory over Nebraska. Two groups who waited until after the bowl games to name their champion – The Football Writers Association of America and the Helms Athletic Foundation – named Broyles' Razorbacks as national champs. Notre Dame and Michigan also were honored by lesser known polls. Both the AP (1965) and UPI (1974) eventually changed their procedure, choosing to wait until after the bowls to announce their final polls.



FIRST ROW (L-R): 1. Gary Robinson; 2. Ronnie Mac Smith; 3. Tom McKnelly; 4. Fred Marshall; 5. Jerry Welch; 6. Jim Finch; 7. Dick Hatfield; 8. Ken Hatfield; 9. Jim Lindsey; 10. Johnny Majors. **SECOND ROW:** 11. Bill Ferrell; 12. Randy Stewart; 13. Jerry Jones; 14. Mike Jordan; 15. Tommy Sain; 16. Bobby Roper; 17. Jim Williams; 18. Larry Watkins; 19. Loyd Phillips; 20. Bobby Burnett; 21. Lee Johnson; 22. Melvin Gibbs; 23. Glen Ray Hines; 24. Mike Bender; 25. Jim Mackenzie. **THIRD ROW:** 26. Lon Ferrell; 27. Merv Johnson; 28. Eddie Woodlee; 29. Martine Bercher; 30. Dick Cunningham; 31. Harry Jones; 32. Jimmy Johnson. **FOURTH ROW:** 33. Bobby Nix; 34. Richard Trail; 35. Tommy Burnett; 36. Guy Jones; 37. Joe Black; 38. Bill Gray; 39. Claud Smith; 40. Jackie Brausuell; 41. Stu Berryhill; 42. Bobby Crockett; 43. Charles Daniel.

1964 GAME-BY-GAME

ARKANSAS 14, OKLAHOMA STATE 10 SEPT. 19, 1964 • LITTLE ROCK, ARK.

- The Hogs earned 235 yards rushing including touchdown runs by Jim Lindsey and Bobby Burnett.
- Arkansas staged a 64-yard game-winning drive in the third quarter to secure the victory.

ARKANSAS 31, TULSA 22 SEPT. 26, 1964 • FAYETTEVILLE, ARK.

- Arkansas scored 31 straight points after trailing 14-0 midway through the first quarter.
- Arkansas All-American linebacker Ronnie Caveness returned an interception for a touchdown and recovered a fumble in the win.

ARKANSAS 29, TCU 6 OCT. 3, 1964 • FORT WORTH, TEXAS

- The Razorbacks intercepted TCU six times in the victory including two thefts by defensive halfback Bill Gray.
- Arkansas quarterback Fred Marshall threw for 157 yards and scored a rushing touchdown.

ARKANSAS 17, BAYLOR 6 OCT. 10, 1964 • LITTLE ROCK, ARK.

- Arkansas racked up 342 yards of total offense.
- The Hogs collected six Baylor turnovers including three interceptions and three fumble recoveries.

ARKANSAS 14, TEXAS 13 OCT. 17, 1964 • AUSTIN, TEXAS

- Ken Hatfield's 81-yard punt return for a touchdown set the tone for the Arkansas victory.
- Arkansas linebacker Ronnie Caveness tallied 25 tackles against the Longhorns.

ARKANSAS 17, WICHITA STATE 0 OCT. 24, 1964 • LITTLE ROCK, ARK.

- Arkansas blanked the Shockers in the first of its school-record-tying five straight shutouts.
- Quarterback Fred Marshall ran for a score and passed to Jim Lindsey for another in the win.

ARKANSAS 17, TEXAS A&M 0 OCT. 31, 1964 • COLLEGE STATION, TEXAS

- The Arkansas defense limited Texas A&M to seven yards rushing in the final 30 minutes of the game.
- Arkansas offensive halfback Jack Brasuell scored twice on the ground in the win over the Aggies.

ARKANSAS 21, RICE 0 NOV. 7, 1964 • FAYETTEVILLE, ARK.

- Rice snapped the ball in Arkansas territory on only one play the entire game.
- Harry Jones returned an Owls' errant pass for a 35-yard touchdown.

ARKANSAS 44, SMU 0 NOV. 14, 1964 • FAYETTEVILLE, ARK.

- Arkansas racked up 340 yards in total offense.
- Ken Hatfield essentially cemented his national punt return crown by returning a punt 78 yards for a touchdown against the Ponies.

ARKANSAS 17, TEXAS TECH 0 NOV. 21, 1964 • LUBBOCK, TEXAS

- The Razorbacks tied a school record with their fifth straight shutout.
- Bobby Roper blocked two Texas Tech field goal attempts and recovered a fumble in the regular-season finale against the Red Raiders.

ARKANSAS 10, NEBRASKA 7 JAN. 1, 1965 • COTTON BOWL • DALLAS, TEXAS

- The Hogs' victory coupled with a loss by Alabama in the Orange Bowl established Arkansas as the only undefeated team in the nation. Both The Football Writers Association of America and the Helms Athletic Foundation voted Arkansas the 1964 national champion.
- Arkansas trailed 7-3 before mounting an 80-yard scoring drive in the fourth quarter to secure the win and the national crown.



NATIONAL AWARD WINNERS



5 | DARREN McFADDEN

Little Rock, Ark.
Running Back

McFADDEN'S AWARDS

2007 Walter Camp Player of the Year
2007 Doak Walker Award
2007 Sporting News Player of the Year
2007 Unanimous First Team All-American
2006 Doak Walker Award
2006 Consensus First Team All-American



McFADDEN'S HONORS

2007

- Walter Camp Player of the Year
- Doak Walker Award
- Heisman Trophy Runner-Up
- Unanimous First Team All-American (AFCA, AP, CBSSports.com, College Football News, FWAA, Phil Steele, Pro Football Weekly, Rivals.com, Sporting News, Walter Camp)
- Sporting News Player of the Year
- Maxwell Award Finalist
- SEC Coaches Offensive Player of the Year
- First Team All-SEC (AP, Coaches)

2006

- Doak Walker Award
- Heisman Trophy Runner-Up
- Consensus First Team All-American (AFCA, AP, CBSSports.com, FWAA, Rivals.com, Sports Illustrated, Pro Football Weekly, Scout.com, Walter Camp)
- Walter Camp Player of the Year Finalist
- Associated Press SEC Offensive Player of the Year
- SEC Coaches Offensive Player of the Year
- First Team All-SEC (AP, Coaches)
- SEC Co-Offensive Player of the Week (Nov. 24 vs. LSU)

2005

- First Team Freshman All-American (FWAA, College Football News, ESPN.com, Rivals.com, Scout.com, Sporting News)
- SEC Freshman of the Year (AP, Coaches, College Football News)
- First Team All-SEC (AP, Coaches)
- ESPN.com SEC Newcomer of the Year
- College Football News All-SEC Team
- ESPN.com All-SEC Team
- Scout.com All-SEC Team
- SEC All-Freshman Team (Coaches, Sporting News)

McFADDEN IN THE ARKANSAS RECORD BOOK

Category	Stat	Rank
Rushing Attempts	785	1
Rushing Yards	4,590	3
Rushing Touchdowns	41	2
100-Yard Rushing Games	22	1





NATIONAL AWARD WINNERS



COLLEGE FOOTBALL IS BACK!
36 PACKED PREVIEW PAGES... AND ONLY 3 ON USC
PLUS: NASCAR'S NEW JUNIOR • TOTALLY CRUSHIN' ON THE NINERS •
THE FANTASY CHEAT SHEET YOU CAN'T LIVE WITHOUT (BUT YOU CAN TEAR OUT)



McFADDEN'S QUICK HITS

- Ranks second on the SEC career rushing list with 4,590 yards.
- Only the second two-time winner of the Doak Walker Award (Ricky Williams, Texas, 1997-98).
- One of only three players in conference history to rush for 1,000 yards in his freshman, sophomore and junior seasons along with former Razorback Alex Collins and Georgia great Herschel Walker.
- Averaged 120.8 yards rushing per game during his career, which ranks third all-time in the SEC.
- Ranks second in the SEC in career all-purpose yards with 5,881 and third in career yards per game average with 154.8.
- Ranks fourth in the SEC in single-season all-purpose yardage with 2,310 in 2007.
- Owns the two highest rushing totals in school history with 1,830 yards in 2007 and 1,647 yards in 2006.
- Rushed for 100 yards or more a school-record 22 times in 38 career games, including 10 of 13 games in 2007.
- Averaged 129.8 yards per game in his career against ranked opponents (2,337 in 18 games).
- Boasted a rushing average of 120.8 per game in his Razorback career, including a 130.9 yard average in SEC games.



McFADDEN'S CAREER STATISTICS

	RUSHING				RECEIVING			PASSING					KICKOFF RETURNS			
	G/GS	ATT	YARDS	TD	REC	YARDS	TD	COMP	ATT	YARDS	TD	INT	NO.	YARDS	TD	LONG
2005	11/8	176	1,113	11	14	52	0	1	2	13	0	0	12	348	0	81
2006	14/14	284	1,647	14	11	149	1	7	9	69	3	1	10	262	1	92
2007	13/12	325	1,830	16	21	164	1	6	11	123	4	0	16	316	0	33
TOTAL	38/34	785	4,590	41	46	365	2	14	22	205	7	1	38	926	1	92



NATIONAL AWARD WINNERS



45 | **D.J. WILLIAMS**

Little Rock, Ark.
Tight End

WILLIAMS' AWARDS

2010 John Mackey Award
2010 Disney Spirit Award



WILLIAMS' HONORS

2010

- John Mackey Award
- Disney Spirit Award
- Second Team All-American (Scout.com, Sports Illustrated)
- Third Team All-American (AP)
- First Team All-SEC (AP, Coaches)

2008

- First Team All-SEC (AP)

2007

- SEC All-Freshman Team

WILLIAMS' CAREER STATISTICS

	G/GS	REC.	RECEIVING		TD	LG
			YDS.	AVG.		
2007	13/2	5	94	18.8	0	28
2008	12/8	61	723	11.9	3	76
2009	13/9	32	411	12.8	3	69
2010	13/13	54	627	11.6	4	46
Total	51/32	152	1,855	12.2	10	76

WILLIAMS' QUICK HITS

- Named the first Mackey Award winner in Arkansas history after becoming the school's first semifinalist in 2008.
- Finished the 2010 season with a team-leading 54 receptions for 627 yards and a career-high four touchdowns.
- Named to the All-SEC first team in 2010 after helping the Razorbacks be the only team in the country with a 3,000-yard passer, a 1,000-yard rusher and five 600-yard receivers.
- Finished his career with 152 receptions, at the time the second-highest total in school history and the most by a non-wide receiver, 1,855 receiving yards, which ranked eighth on the school's all-time list, and 10 touchdowns.
- Totaled three 100-yard receiving games in 2008, which is the most by a non-wide receiver in a season in school history.
- Tied with fellow tight end Hunter Henry for the most 100-yard receiving games by a non-wide receiver for a career in school history with four.





NATIONAL AWARD WINNERS



84 | **HUNTER HENRY**

Little Rock, Ark.
Tight End

HENRY'S AWARDS

2015 John Mackey Award
2015 Consensus First Team All-American



HENRY'S HONORS

2015

- John Mackey Award
- Consensus First Team All-American (AFCA, AP, Athlon, ESPN.com, Phil Steele, Sporting News, USA Today, Walter Camp)
- Second Team All-American (Sports Illustrated)
- First Team All-SEC (AP, Coaches, Athlon, Phil Steele, ESPN.com, USA Today)

2014

- Second Team All-SEC (Coaches)
- All-SEC Honorable Mention (AP)
- CFPA Tight End of the Week Honorable Mention (Nov. 1)

2013

- Freshman All-American (FWAA, Sporting News, Athlon, Phil Steele, College Football News)
- Second Team All-SEC (AP, Athlon, Phil Steele)
- SEC All-Freshman Team

HENRY'S CAREER STATISTICS

	G/GS	REC.	RECEIVING		TD	LG
			YDS.	AVG.		
2013	12/7	28	409	14.6	4	52
2014	13/10	37	513	13.9	2	38
2015	13/13	51	739	14.5	3	51
Total	38/30	116	1,661	14.3	9	52

HENRY'S QUICK HITS

- Became the second Razorback to win the John Mackey Award – awarded annually to the most outstanding tight end in college football – joining D.J. Williams (2010) and making Arkansas the only school to produce multiple winners.
- Totaled four 100-yard receiving games, equaling Williams' program record by a tight end.
- 93 of his 116 career receptions resulted in a first down or touchdown, for a conversion rate of 80 percent.
- His receptions on third down passing plays resulted in a first down or touchdown 97.4 percent of the time (36 first downs, two touchdowns).
- Led all FBS tight ends with 739 yards receiving on 51 receptions in 2015.
- Did not drop a single pass during the 2015 season.
- Topped SEC tight ends in first down catches each of his three seasons.





NATIONAL AWARD WINNERS



3 | **JOE ADAMS**

Little Rock, Ark.
Wide Receiver

ADAMS' AWARDS

2011 Johnny "The Jet" Rodgers Award
2011 Consensus All-American



ADAMS' HONORS

2011

- Johnny "The Jet" Rodgers Award
- First Team All-American (Pro Football Weekly, FWAA, Sporting News)
- Second Team All-American (AP, Sports Illustrated, Walter Camp, Phil Steele)
- First Team All-SEC (AP, Coaches)
- SEC Special Teams Player of the Year
- Paul Hornung Award Finalist
- Best Play ESPY Award Winner for his 60-yard punt return touchdown vs. Tennessee
- SEC Special Teams Player of the Week (Sept. 3)

2009

- Second Team All-SEC (AP)



ADAMS' QUICK HITS

- Recorded four punt return touchdowns and averaged 16.89 yards per return in 2011.
- His touchdown total tied the single-season SEC record, and his average led the conference, ranked second in the NCAA and was the fourth-highest average in school history.
- Tied an SEC record with two punt return touchdowns in a game, a feat he accomplished in the season opener vs. Missouri State while breaking the Arkansas single-game punt return yardage record with 174.
- Concluded his career with five punt return touchdowns, tied for third in SEC history, and an average of 15.83 yards per punt return that ranks second all-time at Arkansas.
- Ranks third on Arkansas' all-time career receptions list with 164.
- Fifth in school history with 2,410 career receiving yards, seven career 100-yard receiving games and 17 career receiving touchdowns.



ADAMS' CAREER STATISTICS

	G/GS	RECEIVING				NO.	PUNT RETURNS			NO.	KICKOFF RETURNS		
		REC	YARDS	TD	LG		YARDS	AVG.	TD		YARDS	AVG.	TD
2008	12/7	31	377	1	33	0	0	0.0	0	1	20	20.0	0
2009	10/7	29	568	7	78	1	0	0.0	0	2	41	20.5	0
2010	12/4	50	813	6	85	16	249	15.6	1	4	63	15.8	0
2011	13/11	54	652	3	67	19	321	16.9	4	0	0	0	0
TOTAL	47/29	164	2,410	17	85	36	570	15.8	5	7	124	17.7	0



NATIONAL AWARD WINNERS



63 | **JONATHAN
LUIGS**

Little Rock, Ark.
Center

LUIGS' AWARDS

2007 Rimington Trophy
2007 Consensus First Team All-American



LUIGS' HONORS

2007

- Rimington Trophy
- Jacobs Blocking Trophy
- Consensus First Team All-American (FWAA, CBSSports.com, College Football News, Phil Steele, Rivals.com, Sporting News, Walter Camp)
- Second Team All-American (AP)
- First Team All-SEC (AP, Coaches)

2006

- Rimington Trophy Finalist
- Third Team All-American (AP)
- First Team All-SEC (AP, Coaches)

2005

- SEC All-Freshman Team



LUIGS' QUICK HITS

- Helped Arkansas lead the SEC and rank fourth in the nation in rushing (286.5), rank 17th in total offense (450.0) and 13th in scoring (37.3) in 2007.
- Helped clear the way for Darren McFadden, the Heisman Trophy runner-up and Doak Walker Award winner, to rush for 1,830 yards and 16 touchdowns and for All-American Felix Jones, who ran for 1,162 yards and 11 scores in 2007.
- In 2007, Arkansas set school records with 3,750 rushing yards on the season and ranked fourth in the nation, with 5,850 yards of total offense, and in scoring with 485 total points and 37.3 points per game.
- Led the offensive line with a 90.4 percent grade average including team-leading averages in run (86.1 percent) and pass (96.9 percent) blocking in 2007.
- Helped Arkansas lead the SEC and rank fourth in the nation in rushing.



NATIONAL AWARD WINNERS



70 | **LOYD
PHILLIPS**

Longview, Texas
Tackle



64 | **BILL "BUD"
BROOKS**

Wynne, Ark.
Guard/Defensive Tackle

PHILLIPS' AWARDS

1966 Outland Trophy
1966 Consensus First Team All-American
1965 Consensus First Team All-American



PHILLIPS' HONORS

1966

- Outland Trophy
- Consensus First Team All-American (AFCA, AP, FWAA, Sporting News, Walter Camp)
- First Team All-SWC

1965

- Consensus First Team All-American (AFCA, AP, Walter Camp)
- First Team All-SWC

1964

- First Team All-SWC

PHILLIPS' QUICK HITS

- Finished his career with 304 tackles, including a 22-tackle performance against Tulsa.
- Made 100 stops in 1965 and 97 in 1966.



BROOKS' AWARDS

1954 Outland Trophy
1954 Consensus First Team All-American



BROOKS' HONORS

1954

- Outland Trophy
- Consensus First Team All-American (AFCA, AP, FWAA, Walter Camp)
- First Team All-SWC

BROOKS' QUICK HITS

- Helped the Hogs win the SWC championship with an 8-3 record and earn a trip to the 1955 Cotton Bowl against Georgia Tech.
- MVP of the south team in the Senior Bowl.



ALL-AMERICANS

FIRST TEAM

1929 Wear Schoonover, End	GR, NYS	1966 Martine Bercher, S Loyd Phillips, DT	AFCA, UPI AFCA, AP, FWAA, SN, WC
1936 Jack Robbins, QB	AABF	1968 Jim Barnes, OG	AP
1937 Jim Benton, End	NANA	1969 Rodney Brand, C Cliff Powell, LB Chuck Dicus, End	AP, FWAA, WC AFCA AFCA
1948 Clyde Scott, TB	AFCA, AP	1970 Bruce James, DE Dick Bumpas, DT Chuck Dicus, End Bill McClard, K	FWAA AP AFCA, AP, WC AFCA
1954 Bud Brooks, OG/DT	AFCA, AP, FWAA, WC	1971 Bill McClard, K	FWAA, SN
1959 Jim Mooty, Back	AP	1976 Steve Little, K/P	AFCA
1960 Wayne Harris, LB	FWAA	1977 Leotis Harris, OG Steve Little, K/P	AFCA, AP, WC AFCA, FWAA, SN
1961 Lance Alworth, Back	FWAA	1978 Dan Hampton, DT Jimmy Walker, DT	AFCA FWAA
1962 Billy Moore, QB	FWAA	1979 Greg Kolenda, OT	AFCA, AP, FWAA, WC
1963 Ronnie Caveness, LB	FN	1981 Bruce Lahay, K/P Billy Ray Smith Jr., DE	FWAA AFCA, AP, FWAA, SN, WC
1964 Ronnie Caveness, LB	AFCA, AP, FWAA, NEA, SN		
1965 Glen Ray Hines, OT Bobby Crockett, End Loyd Phillips, DT	AFCA, AP, FWAA, WC FWAA AFCA, AP, WC		



A first-team All-American and the nation's top-graded center by Pro Football Focus in 2016 and 2017, **FRANK RAGNOW** was a three-year starter for the Razorbacks and team captain as a senior. He played in 42 games with 33 consecutive starts, participating in 2,603 snaps and never allowing a sack.



A finalist for the Outland Trophy and Lombardi Award as a junior in 2003, **SHAWN ANDREWS** was also named the SEC's Offensive Player of the Year by College Football News and won the Jacobs Trophy as the SEC's best blocker for the second straight season.

1982 Steve Korte, OG Billy Ray Smith Jr., DE	AFCA, AP, FWAA, SN AFCA, AP, FWAA, SN, WC	2003 Shawn Andrews, OT	AFCA, AP, CFN, CNNSI, ESPN.com, FWAA, SN, WC
1983 Ron Fautot, DE	UPI	2005 Felix Jones, KR/RB	CFN
1986 Greg Horne, P	AFCA	2006 Darren McFadden, RB	AFCA, AP, CBS, FWAA, PFW, SI, Scout, WC
1987 Tony Cherico, NG	AFCA	2007 Jonathan Luigs, C Felix Jones, KR/RB Darren McFadden, RB	CBS, CFN, FWAA, PS, Rivals, SN, WC PS, Rivals, Scout, WC AFCA, AP, CBS, CFN, FWAA, PFW, PS, Rivals, SN, WC
1988 Wayne Martin, DT Kendall Trainor, K	AP, FWAA, SN AFCA, AP, SN, WC	2011 Joe Adams, PR/AP	PFW, FWAA, SN
1989 Jim Mabry, OT	AFCA, AP, WC	2013 Travis Swanson, C	USA Today
1998 Brandon Burlsworth, OG	FN	2015 Hunter Henry, TE Sebastian Tretola, OG	AFCA, AP, Athlon, ESPN.com, PS, SN, USA Today, WC SI
2001 Jermaine Petty, LB	AAFF, AFCA	2016 Frank Ragnow, OL	PFF
2002 Ken Hamlin, FS Shawn Andrews, OT	CFN AFCA, CFN, CNNSI, ESPN.com, FWAA, SN	2017 Frank Ragnow, OL	CBS, PFF



ALL-AMERICANS

CONSENSUS ALL-AMERICANS

1948 Clyde Scott, Back	1977 Leotis Harris, OG Steve Little, K/P	2002 Shawn Andrews, OT
1954 Bud Brooks, OG/DT	1979 Greg Kolenda, OT	2003 Shawn Andrews, OT
1965 Glen Ray Hines, OT Loyd Phillips, DT	1981 Billy Ray Smith Jr., DE	2006 Darren McFadden, RB
1966 Loyd Phillips, DT	1982 Steve Korte, OG Billy Ray Smith Jr., OG	2007 Jonathan Luigs, C Felix Jones, KR/RB Darren McFadden, RB
1968 Jim Barnes, OG	1988 Wayne Martin, DT Kendall Trainor, K	2011 Joe Adams, PR/AP
1969 Rodney Brand, C	1989 Jim Mabry, OT	2015 Hunter Henry, TE
1970 Dick Bumpas, DT		BOLD indicates unanimous selection

OTHER ALL-AMERICANS

1929 Wear Schoonover, End 2nd (UPI), 3rd (AP, INS)	2010 D.J. Williams, TE 2nd (Scout, SI), 3rd (AP)
1937 Jim Benton, End 2nd (ChP), 3rd (AP, CP)	2011 Joe Adams, PR/AP 2nd (AP, PS, SI, WC)
1959 Jim Mooty, Back 3rd (NEA)	2012 Cobi Hamilton, WR 3rd (AP, PS)
1979 Ish Ordonez, K 2nd (UPI)	2013 Travis Swanson, C 2nd (CSM), 4th (PS)
1998 Brandon Burlsworth, OG 2nd (AP)	2015 Alex Collins, RB 3rd (Athlon), 4th (PS) Hunter Henry, TE 2nd (SI) Sebastian Tretola, OG 2nd (AP, Athlon, SN)
1999 Kenoy Kennedy, FS 3rd (AP) Anthony Lucas, SE 3rd (AP)	2016 Frank Ragnow, OL 4th (PS) Dan Skipper, OL 2nd (AFCA)
2006 Jonathan Luigs, C 3rd (AP) Stephen Parker, OG 2nd (SN) Tony Ugoh, OT 2nd (Rivals), 3rd (AP)	2017 Frank Ragnow, OL 2nd (FWAA, PS), 3rd (AP)
2007 Felix Jones, KR/RB 2nd (AP) Jonathan Luigs, C 2nd (AP) Robert Felton, OG 2nd (AP, PS, Rivals)	



In addition to winning the 2015 John Mackey Award, **HUNTER HENRY** earned first-team All-America nods from four of the five outlets used to determine which players receive consensus status – AFCA, Associated Press, The Sporting News and the Walter Camp Football Foundation..

AWARD ORGANIZATIONS LEGEND

AABF	All-America Board of Football
AAFF	All-American FB Foundation
AFCA	American FB Coaches Association
AP	Associated Press
CBS	CBSSports.com
CFN	College Football News
ChP	Charles Parker
CNN SI	CNN Sports Illustrated
CP	Central Press
FN	Football News
FWAA	Football Writers Association of America
GR	Grantland Rice
INS	International News Service
NANA	North American Newspaper Alliance
NEA	Newspaper Enterprise Association
NYS	New York Sun
PFF	Pro Football Focus
PFW	Pro Football Weekly
PS	Phil Steele College Football
SI	Sports Illustrated
SN	Sporting News
UPI	United Press International
WC	Walter Camp Foundation



ALL-SEC SELECTIONS

FIRST TEAM

1992

Kirk Botkin, TE Coaches
Pete Raether, P AP

1993

Henry Ford, DE AP, Coaches
Orlando Watters, CB Coaches

1995

Madre Hill, RB AP, Coaches
Mark Smith, LB AP, Coaches
Steven Conley, DE Coaches

1998

Brandon Burlsworth, OG AP, Coaches
Melvin Bradley, NG Coaches
Zac Painter, S AP, Coaches

1999

Anthony Lucas, WR AP
Kenoy Kennedy, FS Coaches

2000

Quinton Caver, LB AP, Coaches

2001

Jermaine Petty, LB AP
Ken Hamlin, FS AP

2002

Fred Talley, RB Coaches
Ken Hamlin, FS AP, Coaches
Shawn Andrews, OT AP, Coaches

2003

Ahmad Carroll, CB Coaches
Cedric Cobbs, RB AP, Coaches
Shawn Andrews, OT AP, Coaches
Tony Bua, LB/FS Coaches

2004

Jeb Huckeba, DE Coaches

2005

Darren McFadden, RB AP, Coaches

2006

Chris Houston, CB AP
Darren McFadden, RB AP, Coaches
Jamaal Anderson, DE AP, Coaches
Jonathan Luigs, C AP, Coaches
Keith Jackson, DT AP
Sam Olajubutu, LB AP, Coaches
Tony Ugoh, OT AP, Coaches
Zac Tubbs, OT Coaches



JARIUS WRIGHT became one of three Razorback wide receivers to top the 1,000-yard plateau for a single season when he totaled 1,117 receiving yards in 2011. He finished his career as Arkansas' all-time leading receiver with 2,934 yards.



KEN HAMLIN left as Arkansas' record holder for career tackles with 381. In 2000, he became the first Razorback freshman to lead the team in tackles before becoming a first-team All-American in 2002 and a two-time All-SEC first team (2001, '02) choice.

2007

Darren McFadden, RB AP, Coaches
Felix Jones, RB/KR AP, Coaches
Jonathan Luigs, C AP, Coaches
Mitch Petrus, OG Coaches
Robert Felton, OG AP, Coaches

2008

D.J. Williams, TE AP

2009

Mitch Petrus, OG AP, Coaches

2010

D.J. Williams, TE AP, Coaches
DeMarcus Love, OT AP, Coaches
Knile Davis, RB AP

2011

Jake Bequette, DE Coaches
Jarius Wright, WR AP, Coaches
Joe Adams, WR/PR AP, Coaches
Tyler Wilson, QB AP, Coaches

2012

Cobi Hamilton, WR AP, Coaches

2013

Travis Swanson, C AP

2014

Martrell Spaight, LB AP, Coaches

2015

Hunter Henry, TE AP, Coaches
Sebastian Tretola, OG AP, Coaches

2016

Dan Skipper, OL AP, Coaches
Rawleigh Williams III, RB AP

SECOND TEAM

1992

Kirk Botkin, TE AP
Pete Raether, P Coaches
Orlando Watters, CB Coaches



ALL-SEC SELECTIONS



In 2013, **ALEX COLLINS** became the first freshman in SEC history to begin his career with three straight 100-yard rushing games and the first true freshman in the FBS since Oklahoma's Adrian Peterson in 2004.

1993		Carlos Hall, DE	AP
Kirk Botkin, TE	AP	Kenny Sandlin, C	AP
Isaac Davis, OG	Coaches	Fred Talley, RB	Coaches
1995		2002	
Tracy Cantlope, CB	Coaches	Tony Bua, LB/FS	AP, Coaches
Steven Conley, DE	AP	Ahmad Carroll, CB	Coaches
Verl Mitchell, OG	AP, Coaches	Fred Talley, RB	AP
Junior Soli, NG	AP, Coaches	2003	
1996		Tony Bua, LB/FS	AP
Melvin Bradley, NG	Coaches	Caleb Miller, LB	AP, Coaches
Russ Brown, OG	Coaches	Jason Peters, TE	Coaches
C.J. McLain, DE	Coaches	George Wilson, SE	AP
1997		2004	
Melvin Bradley, NG	AP, Coaches	Matt Jones, QB	Coaches
Brandon Burlsworth, OG	AP, Coaches	2005	
1998		Keith Jackson, DT	AP
Melvin Bradley, NG	AP	Felix Jones, RB/KR	Coaches
Kenoy Kennedy, FS	AP	Sam Olajubutu, LB	AP
Todd Latourette, K	AP, Coaches	Kyle Roper, C	AP
Anthony Lucas, WR	AP, Coaches	2006	
C.J. McLain, DE	AP	Felix Jones, RB/KR	AP, Coaches
Clint Stoerner, QB	AP	Stephen Parker, OG	AP
1999		2007	
David Barrett, CB	AP, Coaches	Nate Garner, OT	AP, Coaches
Joe Dean Davenport, TE	Coaches	Michael Grant, FS	AP, Coaches
Kenoy Kennedy, FS	AP	Marcus Harrison, DT	AP
Anthony Lucas, WR	Coaches	Matt Hewitt, SS	AP
Clint Stoerner, QB	AP	2008	
Bobbie Williams, OT	Coaches	Jeremy Davis, P	AP
2000		Jonathan Luigs, C	AP, Coaches
Richie Butler, P	AP, Coaches	Malcolm Sheppard, DE	AP, Coaches
2001		Michael Smith, RB	AP, Coaches
Shawn Andrews, OT	AP	D.J. Williams, TE	Coaches
Tony Bua, LB/FS	AP		

2009

Joe Adams, WR/PR	AP
Ryan Mallett, QB	AP, Coaches
Malcolm Sheppard, DE	AP, Coaches
D.J. Williams, TE	Coaches

2010

Jake Bequette, DE	AP, Coaches
Knile Davis, RB	Coaches
Jerry Franklin, LB	Coaches
Ryan Mallett, QB	AP, Coaches
Tramain Thomas, S	AP

2011

Alvin Bailey, OG	AP, Coaches
Dylan Breeding, P	AP, Coaches
Jerry Franklin, LB	AP, Coaches
Dennis Johnson, RB	AP

2012

Dylan Breeding, P	AP, Coaches
Travis Swanson, C	AP

2013

Trey Flowers, DE	Coaches
Hunter Henry, TE	AP
Zach Hocker, K	AP
Chris Smith, DE	Coaches
Travis Swanson, C	Coaches

2014

Trey Flowers, DE	Coaches
Hunter Henry, TE	Coaches
Darius Philon, DT	AP
Jonathan Williams, RB	AP

2015

Dan Skipper, OT	AP, Coaches
Alex Collins, RB	AP, Coaches
Drew Morgan, WR	AP

2016

Frank Ragnow, OL	AP
Rawleigh Williams III, RB	Coaches

2017

Frank Ragnow, OL	AP
De'Jon Harris, LB	AP

2018

Hjalte Froholdt, OL	AP
De'Jon Harris, LB	AP

2019

Treyton Burks, KR/PR	Coaches
De'Jon Harris, LB	AP

ALL-FRESHMEN

1992	Oscar Malone, RB
1993	Don Struebing, C
	Mark Smith, LB
1994	Matt Wait, P
1995	Anthony Lucas, WR
	Russ Brown, OL
1996	D.J. Cooper, DL
1997	Randy Garner, LB
	Quentin Caver, LB
1998	Carlos Hall, DL
	Orlando Green, DB
1999	Cedric Cobbs, RB
	Richie Butler, P
2000	Richard Smith, WR
	Caleb Miller, LB
	Ken Hamlin, DB
2001	Shawn Andrews, OL
	Jeb Huckeba, LB
	Ahmad Carroll, DB
2004	Marcus Monk, WR
	Robert Felton, OL
	Matt Gilbow, OL
	Jeremy Davis, P
2005	Jonathan Luigs, OL
	Casey Dick, QB
	Darren McFadden, RB*
	Freddie Fairchild, LB
	Felix Jones, RS
2006	Ben Cleveland, TE
	Damian Williams, WR
	Wendel Davis, LB
2007	D.J. Williams, TE
	Damarion Ambrose, DL
	Freddy Burton, LB
	Alex Tejada, PK
2008	Grant Cook, OL
	Jake Bequette, DL
	Zach Stadther, DL
	Jerry Franklin, LB
	Dennis Johnson, RS
2009	Tenarius Wright, DL
2010	Alvin Bailey, OL
	Travis Swanson, C
	Byran Jones, DL
	Zach Hocker, PK
2011	Trey Flowers, DL
	Tevin Mitchell, DB
	Marquel Wade, RS
2012	A.J. Turner, LB
	Otha Peters, LB
	Rohan Gaines, DB
2013	Hunter Henry, TE
	Denver Kirkland, OL
	Alex Collins, RB*
	Darius Philon, DL
2014	Frank Ragnow, C
2015	Dre Greenlaw, LB
	Rawleigh Williams III, RB
2016	McTelvin Agim, DL
	De'Jon Harris, LB
2017	De'Vion Warren, RS
2019	Treyton Burks, WR

* Freshman of the Year



SEC WEEKLY AWARDS

OFFENSIVE

1992

Todd Wright (Oct. 10)

1995

Madre Hill (Sept. 9)

Madre Hill (Sept. 30)

Madre Hill (Oct. 28)

1999

Clint Stoerner (Oct. 30)

Clint Stoerner (Co) (Nov. 13)

2002

Fred Talley (Oct. 14)

2003

Cedric Cobbs (Sept. 6)

Cedric Cobbs (Sept. 27)

2006

Darren McFadden (Co) (Nov. 24)

2007

Darren McFadden (Nov. 3)

Casey Dick (Nov. 17)

Darren McFadden (Nov. 23)

2008

Michael Smith (Oct. 11)

Casey Dick (Nov. 1)

2009

Ryan Mallett (Nov. 7)

Ryan Mallett (Nov. 21)

2010

Ryan Mallett (Sept. 18)

Ryan Mallett (Oct. 30)

Knile Davis (Nov. 6)

2011

Tyler Wilson (Co) (Oct. 1)

Jarius Wright (Co) (Oct. 1)

Dennis Johnson (Oct. 22)

Tyler Wilson (Nov. 19)

2012

Cobi Hamilton (Co) (Sept. 22)

2014

Alex Collins (Sept. 13)

2015

Brandon Allen (Nov. 7)



The only player in program history to win SEC Defensive Player of the Week multiple times in a season, **QUINTON CAVER** earned the honors three times in 2000. His final weekly honor in 2000 came after a 14-3 win over No. 24 LSU at War Memorial Stadium where he had a 33-yard interception return for a touchdown.

2016

Austin Allen (Sept. 10)

Rawleigh Williams III (Oct. 15)

Rawleigh Williams III (Co) (Nov. 5)

Rawleigh Williams III (Nov. 19)

DEFENSIVE

1992

Orlando Watters (Sept. 12)

Kelvin Knight (Oct. 10)

1993

Darwin Ireland (Oct. 2)

Orlando Watters (Nov. 27)

1995

Mark Smith (Sept. 16)

Steven Conley (Nov. 4)

1998

Jeromy Flowers (Sept. 26)

Kenoy Kennedy (Nov. 7)

David Barrett (Nov. 28)

2000

Quinton Caver (Sept. 23)

Quinton Caver (Nov. 16)

Quinton Caver (Nov. 23)

2001

Ken Hamlin (Sept. 1)

Jermaine Petty (Nov. 3)

2002

Tony Bua (Sept. 9)

Ken Hamlin (Dec. 2)

2003

Caleb Miller (Sept. 13)

Arrion Dixon (Nov. 1)

Tony Bua (Nov. 8)

2006

Randy Kelly (Sept. 23)

Chris Houston (Nov. 18)

2010

Tramain Thomas (Oct. 9)

Jerry Franklin (Nov. 20)

Jerico Nelson (Nov. 27)

2011

Jerry Franklin (Co) (Oct. 29)

2014

Martrell Spaight (Co) (Nov. 15)



SEC WEEKLY AWARDS

SPECIAL TEAMS

2002

Tom Crowder (Oct. 28)
David Carlton (Nov. 11)

2004

Pierre Brown (Nov. 20)

2006

Felix Jones (Oct. 21)
Anthony Brown (Nov. 4)

2007

Felix Jones (Sept. 1)

2009

Dennis Johnson (Co) (Sept. 5)
Dennis Johnson (Oct. 10)

2010

Joe Adams (Oct. 23)

2011

Joe Adams (Sept. 3)
Zach Hocker (Oct. 29)
Dennis Johnson (Nov. 5)
Joe Adams (Nov. 12)

2012

Zach Hocker (Tri) (Oct. 13)

2013

Alan D'Appollonio (Sept. 14)
Sam Irwin-Hill (Oct. 12)

2014

Sam Irwin-Hill (Nov. 22)

2016

Dan Skipper (Co) (Oct. 3)

2017

De'Vion Warren (Oct. 28)

2019

Connor Limpert (Sept. 26)

OFFENSIVE LINEMAN

2004

Kyle Roper (Nov. 13)

2006

Jonathan Luigs (Oct. 7)
Stephen Parker (Oct. 28)
Tony Ugoh (Nov. 11)

2007

Jonathan Luigs (Oct. 20)
Mitch Petrus (Nov. 3)



RAWLEIGH WILLIAMS III became just the 13th running back in SEC history to win the league's Offensive Player of the Week honor three times in a season. His third SEC weekly award of 2016 came after a career-high 205 rushing yards and four touchdowns in a win at Mississippi State.

Nate Garner (Nov. 17)

2009

Mitch Petrus (Oct. 31)

2010

DeMarcus Love (Nov. 20)

2011

Alvin Bailey (Sept. 10)

2014

Sebastian Tretola (Oct. 25)
Dan Skipper (Nov. 15)

2015

Sebastian Tretola (Oct. 3)
Mitch Smothers (Oct. 31)

Dan Skipper (Nov. 14)

2016

Dan Skipper (Sept. 10)
Frank Ragnow (Sept. 17)
Dan Skipper (Co) (Nov. 19)

DEFENSIVE LINEMAN

2004

Arrion Dixon (Sept. 5)
Jeremy Harrell (Sept. 25)

2005

Jamaal Anderson (Nov. 19)

2006

Jamaal Anderson (Oct. 7)
Keith Jackson (Oct. 14)

2007

Damario Ambrose (Sept. 29)

2008

Adrian Davis (Oct. 11)

2009

Tenarius Wright (Oct. 3)

2011

Jake Bequette (Co) (Nov. 5)

2012

Chris Smith (Co) (Sept. 1)
Trey Flowers (Oct. 6)
Chris Smith (Co) (Nov. 3)

2013

Trey Flowers (Aug. 31)
Chris Smith (Sept. 21)

2014

Trey Flowers (Sept. 20)
Darius Philon (Nov. 22)

2015

Deatrich Wise Jr. (Nov. 27)

2016

Deatrich Wise Jr. (Sept. 3)

FRESHMAN

2005

Felix Jones (Sept. 3)
Darren McFadden (Oct. 15)
Darren McFadden (Oct. 22)
Casey Dick (Nov. 12)

2006

Mitch Mustain (Sept. 16)

2008

Joe Adams (Sept. 6)
Dennis Johnson (Nov. 28)

2011

Tevin Mitchell (Oct. 8)

2013

Alex Collins (Sept. 7)
Alex Collins (Sept. 14)

2015

Dre Greenlaw (Oct. 24)
Dre Greenlaw (Nov. 14)

2017

Chase Hayden (Aug. 31)
Cole Kelley (Oct. 28)



ALL-SWC SELECTIONS (1915-91)

(First team selections only)

HB Gary Adams (1966-68)
 B Lance Alworth (1960-61)
 RB Gary Anderson (1982)
 S Steve Atwater (1986, 1988)
 HB Herman Bagby (1924)
 E Alton Baldwin (1946)
 G Jim Barnes (1968)
 WR Teddy Barnes (1975)
 FB Garland Beavers (1928)
 G Mike Bender (1965)
 E Jim Benton (1936-37)
 T W.R. Benton Jr. (1934)
 C Jay Bequette (1982)
 S Martine Bercher (1966)
 E Clifford Blackburn (1924)
 LB Mike Boschetti (1970)
 HB Danny Brabham (1962)
 HB Jesse Branch (1962)
 C Rodney Brand (1968-69)
 HB Jack Brasuell (1965-66)
 QB Jon Brittenum (1965-66)
 DT Bud Brooks (1954)
 DT Dick Bumpas (1970)
 DT Earl Buckingham (1982)
 TB Bill Burnett (1969-70)
 B Bobby Burnett (1965)
 TB Tommy Burnett (1966)
 S Bo Busby (1975)
 QB Ron Calcagni (1977)
 NG Mike Campbell (1975)
 E Preston Carpenter (1955)
 LB Ronnie Caveness (1963-64)
 NG Tony Cherico (1985-87)
 K Tommy Cheyne (1975)
 OG Freddie Childress (1986, 1988)
 T John Childress (1961)
 QB George Cole (1927)
 C James Coleman (1919)
 E Jimmy Collier (1960-61)
 CB Anthony Cooney (1989)
 G David Cooper (1967)
 E Charles Corgan (1923)
 TB Ben Cowins (1976-78)
 P Steve Cox (1979-80)
 C Elbert Crawford (1989)
 QB Steve Creekmore Sr. (1910)
 E Bobby Crockett (1965)
 T Dick Cunningham (1966)
 FB Jack Dale (1930)
 QB Gene Davidson (1917, 1919)
 RB David Dickey (1966, 67)
 E Chuck Dicus (1968-70)
 E Jay Donathan (1957)
 G Jerry Dossey (1969)
 HB Kay Eakin (1939)
 RB Jerry Eckwood (1975)
 OG Marcus Elliott (1983-84)

T Dan Estes (1913)
 FS Kevin Evans (1979-80)
 WR Robert Farrell (1979)
 DE Ron Faurot (1983)
 QB Joe Ferguson (1971)
 RB Ike Forte (1974-75)
 LB Lynn Garner (1968)
 G Dean Garrett (1961)
 C Melvin Gibbs (1966)
 C Bob Griffin (1951)
 QB Quinn Grove (1988)
 DT Dan Hampton (1978)
 E Hartford Hamilton (1966-67)
 OG Ronnie Hammers (1970)
 T Dave Hanner (1950-51)
 E Harry Hansard (1921)
 OG Leotis Harris (1977)
 LB Wayne Harris (1959-60)
 HB Ken Hatfield (1964)
 C Mark Henry (1991)
 T Glen Ray Hines (1964-65)
 T Percy Hinton (1912)
 C Phil Huntly (1911)
 LB Larry Jackson (1977-78)
 T Charlie Jamerson (1921)
 E Bruce James (1970)
 CB Michael James (1991)
 T Gus Japp (1925)
 G Jim Johnson (1964)
 WB Harry Jones (1965)
 E Ronnie Jones (1971)
 DE Ivan Jordan (1973-75)
 OT Mike Kelson (1970-71)
 T Rick Kersey (1969)
 OT Greg Koch (1975)
 OT Greg Kolenda (1978-79)
 OG Steve Korte (1981-82)
 C Richard LaFargue (1975)
 K Bruce Lahay (1981)
 E Jerry Lamb (1963-64)
 S Greg Lasker (1985)
 K Steve Little (1974-75, 1977)
 T Charles Lively (1946)
 DB Vaughn Lusby (1977-78)
 OT Jim Mabry (1988-89)
 QB Fred Marshall (1964)
 DB Patrick Martin (1977)
 DT Wayne Martin (1988)
 HB Russell May (1913)
 T Jerry Mazzanti (1962)
 LB Hal McAfee (1975)
 K Bill McClard (1970-71)
 QB Lamar McHan (1951-53)
 DE Johnnie Meadors (1975)
 T John Measel (1933)
 FB Clinton Milford (1909)
 OT Alfred Mohammed (1982)
 B Billy Moore (1962)
 FB Henry Moore (1954-55)

DB Jerry Moore (1970)
 B Jim Mooty (1958-59)
 QB Bill Montgomery (1970)
 TE Pat Morrison (1970)
 TB Dickey Morton (1972-73)
 FB Tom Murphy (1933)
 FB Gerald Nesbitt (1956-57)
 K Ish Ordonez (1979-80)
 OLB Kerry Owens (1988)
 OG Limbo Parks (1985)
 G Leon Pense (1943)
 T Stanley Phillips (1909)
 T Loyd Phillips (1964-66)
 LB Cliff Powell (1968-69)
 G Tom Reed (1971-72)
 E Mike Reppond (1971)
 C Ron Revard (1971)
 DT Jon Rhiddlehoover (1973)
 LB Danny Rhodes (1971, 1973)
 NG Richard Richardson (1982)
 QB Jack Robbins (1936)
 E Bobby Roper (1965)
 E Glen Rose (1927)
 E Paul Rucker (1933)
 T Ernest Ruple (1967)
 E Floyd Sagely (1953)
 S Howard Sampson (1977)
 QB Kevin Scanlon (1979)
 E Wear Schoonover (1929)
 E Mike Schumchyk (1944)
 T Brad Scott (1926)
 B Clyde Scott (1946-48)
 DT Michael Shepherd (1988-89)
 SE James Shibest (1984, 1986)
 OT Gerald Skinner (1975-76)
 T Billy Ray Smith Sr. (1956)
 DE Billy Ray Smith Jr. (1981-82)
 DB Rollen Smith (1973)
 C Bill Spivey (1934)
 OG George Stewart (1979)
 C Randy Stewart (1965)
 HB Terry Stewart (1969)
 OG/CRC. Thielemann (1975-76)
 G Ray Trail (1962)
 K Kendall Trainor (1988)
 HB Tommy Trantham (1965-67)
 G Clyde Van Sickle (1928)
 DT Jimmy Walker (1975-78)
 CB Danny Walters (1982)
 T Jim Williams (1964-65)
 LB Rickey Williams (1987)
 HB Ben Winkelman (1921)
 TE Billy Winston (1988)
 K Todd Wright (1989)
 CB Kevin Wyatt (1984)
 LB Bert Zinamon (1983)



BILLY RAY SMITH SR. earned first-team All-Southwest Conference honors in 1956.



BILLY RAY SMITH JR. made the All-SWC first team in 1981 and 1982.



LAMAR MCHAN, who led the SWC in passing in 1953, was a three-time All-Southwest Conference selection from 1951-53.



RETIRED NUMBERS

ARKANSAS FOOTBALL

The ultimate honor is to have your jersey number retired, and in the 122 years the Razorbacks have been on the football field, only two players have had the honor bestowed upon them. Clyde Scott (No. 12) and Brandon Burlsworth (No. 77) have worn numbers no future Razorback will ever wear.



12


**CLYDE "SMACKOVER"
SCOTT**

(1946-49)

Following a glamorous career in the 1940s, the athletic department decided to retire No. 12. Nicknamed "Smackover" for his hometown, Clyde Scott made a name for himself in 1948, winning the silver medal in the hurdles at the Olympic Games in August and then reporting to football practice where he would earn All-America honors during his senior year.

Scott rushed for 1,463 yards during his career for a school record at the time. In 1948 he had an impressive 7.0 yards-per-carry average, gaining 670 yards on 95 attempts. Scott was the first Razorback athlete to win an Olympic medal as most of Arkansas' track success didn't come until 1978 with the arrival of John McDonnell.

When Arkansas was recruiting Steve Little, coach Frank Broyles asked Scott if Little could wear his retired No. 12. Scott graciously agreed and Little went on to an All-American career. Scott passed away in Little Rock, Arkansas, on Jan. 30, 2018 at the age of 93.



77

**BRANDON
BURLSWORTH**

(1994-98)

The athletics department did not see fit to retire another football jersey until after the 1998 campaign, when the No. 77 worn by Razorback All-American offensive guard Brandon Burlsworth was retired.

One of the most inspiring stories in Razorback history, Burlsworth joined the Razorbacks in 1994 as a walk-on. Following a redshirt year, he earned a scholarship with his work ethic in the weight room. After serving as a backup guard for the 1995 SEC Western Division champions, he earned a starting position in the spring of '96 and never yielded it. He went on to start 34 consecutive games, concluding with the Florida Citrus Bowl on Jan. 1, 1999.

Burlsworth was an All-SEC offensive guard in 1997. In 1998 he not only earned all-conference honors, but was named a first-team All-American by The Football News. He was the leader of an offensive line that helped the Razorback offense score more points than it had since 1970 and produce more yards than it had since the 1989 season.

In the classroom, Burlsworth was equally astounding. He earned his bachelor's degree in marketing management in 1997 and immediately went to work on his master's in business administration. In December 1998, Burlsworth completed his master's requirements to become the first Razorback football player to complete a master's degree before playing in his final game.

Burlsworth was drafted in the third round by the Indianapolis Colts, but tragically died in an automobile accident less than two weeks later. The entire state of Arkansas was stunned and head coach Houston Nutt recommended that Burlsworth's jersey be retired. Athletics director Frank Broyles quickly agreed.



HONORS

NATIONAL FOOTBALL FOUNDATION & COLLEGE FOOTBALL HALL OF FAME

1954	Hugo Bezdek (HC)
1967	Wear Schoonover (P)
1971	Clyde Scott (P)
1983	Frank Broyles (HC)
1984	Lance Alworth (P)
1987	Johnny Majors (AC)
1992	Loyd Phillips (P)
1997	Bowden Wyatt (HC)
1999	Chuck Dicus (P)
2000	Billy Ray Smith Jr. (P)
2001	Barry Switzer (AC)
2003	Doug Dickey (AC)
	Hayden Fry (AC)
2004	Wayne Harris (P)
	Tracy Rocker (AC)
2008	Lou Holtz (HC)
2010	Ronnie Caveness (P)
2012	Jimmy Johnson (P/AC)
2017	Danny Ford (HC)
2019	Darren McFadden (P)

(HC) - Head Coach

(AC) - Assistant Coach

(P) - Player

ARKANSAS SPORTS HALL OF FAME

Established in January 1959 to honor individuals who have made a special contribution to athletics in Arkansas.

1959	Jim Lee Howell, football
	Wear Schoonover, football
1960	Jim Benton, football
	John Barnhill, football,
	college athletics
	Steve Creekmore, football,
	golf
1961	Hugo Bezdek, football,
	baseball
1963	Clyde Scott, football, track
	George Cole, football,
	college athletics
	Russell May, football
1964	Glen Rose, basketball, football
	Dan Estes, football
1965	Gordon Carpenter, basketball
	Tom Murphy, basketball,
	football
	J.L. Carter, football
1966	Francis Schmidt, football
1967	Frank Broyles, football,
	college athletics
1968	Howard "Red" Hickey, football
	Gene "Sodie" Davidson,
	football
1970	Melvin McGaha, baseball, basketball,
	football
	Fred Thomsen, football
1971	Wilson Matthews, football
	Pat Summerall, football
1972	Maurice "Footsie" Britt,
	football
	Dave Hanner, football
	Boyd Cypert, college athletics
1973	Ray Hamilton, football
	Sam Coleman, high school
	athletics
1974	Jack Robbins, football
1975	Miller Barber, golf
	Lamar McHan, football
1976	Billy Ray Smith, Sr., football
1977	Leon "Muscles" Campbell,
	football
	Tom Pickell, basketball

1978	Fred Williams, football
1979	Lance Alworth, football
	Johnny Adams, basketball
1980	Barry Switzer, football
1981	Clifford Shaw, officiating
	Jim Mooty, football
	Wayne Harris, football
1982	Aubrey "Cobb" Fowler,
	football, track
	Milan Creighton, football
1983	Lou Holtz, football
	Eddie Sutton, basketball
1984	Fred Akers, football
	Kay Eakin, football
1985	Eugene Lambert, basketball
	Floyd Sagely, football
1986	Loyd Phillips, football
	W. Howard Pearce, football,
	stadium management
1987	John McDonnell, track
	Jim Lindsey, football
	Alton Baldwin, football
1988	George Kok, basketball
	Dwight Sloan, football
	Lewis Carpenter, football
1989	Ken Hatfield, football
	Harold Horton, football
	Brad Scott, football
	R.H. Sikes, golf
1990	Henry Moore, football
1991	Norm DeBriyn, baseball
	Pat Foster, basketball
	Gerald Nesbitt, football
1992	Preston Carpenter, football
	Dan Hampton, football
1993	Sidney Moncrief, basketball
	Buddy Bob Benson, football
1994	Joe Ferguson, football
	Ron Brewer, basketball
	Ike Poole, football, basketball
1995	Billy Ray Smith Jr., football
	Chuck Dicus, football
1996	Bill Burnett, football
	Kevin McReynolds, baseball
	Raymond Peters, football
1997	Bill Montgomery, football
	Billy Moore, football
	Mike Conley, track
1998	Nolan Richardson, basketball
	Marvin Delph, basketball
	Jimmy Johnson, football
	Firmon Bynum, football
1999	Ronnie Caveness, football
	Jerry Jones, football
2000	Tommy Boyer, basketball
	Bobby Burnett, football
2001	Orville Henry, journalism
	Jerry Lamb, football
	Ken Turner, football
2002	Steve Atwater, football
	Brandon Burlsworth, football
	Joe Kleine, basketball
	Cliff Powell, football
2003	O'Neale Adams, football
	Louis Schaufele, football, baseball
	Darrell Walker, basketball
2004	Jesse Branch, football
	Bud Campbell, journalism
	Bud Canada, football
	Steve Cox, football
	Wayne Martin, football
2005	William "Bud" Brooks, football
	Scott Hastings, basketball
2006	Gary Anderson, football
	John Daly, golf
	Paul Eells, television and radio
	play-by-play

	Fred Grim, basketball
	Bettye Fiscus Dickey, basketball
2007	Bobby Crockett, football
	Tom Pagnozzi, baseball
	George Walker, football
	Jim Elder, journalism
2008	Todd Day, basketball
	Bruce James, football
	Jon Richardson, football
2009	Martine Bercher, football
	R.C. Thielemann, football
	Corliss Williamson, basketball
	Jarrell Williams, football
2010	Bill Ferrell, trainer and baseball coach
	Leotis Harris, football
	Scotty Thurman, basketball
	1964 National Championship
	football team
2011	Dick Bumpas, football
	Jerry Carlton, basketball
	Ben Cowins, football
	Quinn Grovey, football
	Cliff Horton, football
	Cliff Lee, baseball
2012	Harry Jones, football
	Lee Mayberry, basketball
	U.S. Reed, basketball
	Bob Ford, football
	1994 National Championship
	basketball team
2013	Stacy Lewis, golf
	Frank O'Mara, track and field
2014	David Bazzel, football
	Gary Blair, women's basketball coach
	Dennis Winston, football
2015	Pat Bradley, basketball
	Ron Calcagni, football
	Stephen Jones, football
	Christy Smith, basketball
	Bowden Wyatt, football coach
2016	Greg Koch, football
	Fred Marshall, football
	Almer Lee, basketball
	Niall O'Shaughnessy, track
2017	Larry Jackson, football
	Darren McFadden, football
2018	Shawn Andrews, football
	Jerry Eckwood, football
	Brisen Manor, football
	Kevin Scanlon, football
	Dean Weber, trainer
2019	Gary Adams, football
	Madre Hill, football
	Dave Van Horn, baseball
	Jerry Jones Jr., football
	Houston Nutt, football
2020	Veronica Campbell Brown, track & field
	Jim Counce, basketball
	Ike Forte, football
	Anthony Lucas, football
	Gus Malzahn, football
	Ron Marvel, basketball
	John Tate, basketball

(Only inductees that coached, played or were closely affiliated with University of Arkansas athletics are listed)

COTTON BOWL HALL OF FAME

1999	Frank Broyles
2001	Loyd Phillips
2005	Lance Alworth
2010	Warren Lyles
2012	Jim Williams
2016	Fred Marshall
2018	Houston Nutt
2020	Jerry Jones

PRO FOOTBALL HALL OF FAME

1978	Lance Alworth
2002	Dan Hampton
2017	Jerry Jones
2020	Steve Atwater
	Jimmy Johnson

UNIVERSITY OF ARKANSAS SPORTS HALL OF HONOR

The University of Arkansas Sports Hall of Honor was established in 1988 as a means of honoring the all-time great athletes and coaches that have done so much in establishing a tradition of excellence in University of Arkansas athletics. Only former Razorback letterwinners are allowed to vote.

1988	Lance Alworth
	John Barnhill
	Frank Broyles
	Sidney Moncrief
	Glen Rose
	Clyde Scott
1989	Jim Benton
	George Cole
	Wayne Harris
	Wilson Matthews
	Kevin McReynolds
	Wear Schoonover
1990	Miller Barber
	Mel McGaha
	John McDonnell
	Loyd Phillips
	Jack Robbins
	Jim Lee Howell
1991	Leon Campbell
	Mike Conley
	Norm DeBriyn
	Dan Hampton
	Dave Hanner
	Fred Williams
1993	Ron Brewer
	Chuck Dicus
	Joe Ferguson
	Lamar McHan
	Pat Summerall
1994	George Kok
	Maurice Britt
	Bill Ferrell
	Steve Little
	Bettye Fiscus
	Billy Ray Smith Sr.
	Niall O'Shaughnessy
	John Daly
1995	Bill Burnett
	Ken Hatfield
	Eddie Sutton
	R.H. Sikes
	Tim Lollar
	J. William Fulbright
	Bud Brooks
1996	Preston Carpenter
	Bob Cheyne
	Joe Falcon
	Eugene Lambert
	Bill Montgomery
	Billy Moore
	Nolan Richardson
	Barry Switzer
	Melody Sye
1997	Harold Horton
	Jim Mooty
	Lon Farrell
	Billy Ray Smith Jr.
	Johnny Ray
	Frank O'Mara
	Jim Lindsey
	Henry Moore



HONORS

	Floyd Sagely
1998	Steve Atwater Marvin Delph Paul Donovan Bev Lewis Eddie Bradford Ike Poole Steve Creekmore Sr.
1999	Fred Akers Tommy Boyer Ronnie Caveness Jimmy Johnson Gordon Long Gerald Nesbitt Tom Pagnozzi Stanley Redwine George Walker
2000	Jesse Branch Bobby Burnett Lew Carpenter Delmonica DeHorney Howard "Red" Hickey Jeff King Joe Kleine Tom Murphy Dean Weber
2001	Alton Baldwin Jim Bone Deena Drossin Pat Foster Quinn Grovey Glen Ray Hines Cliff Powell Reuben Reina Jarrell Williams
2002	Todd Day Bobby Crockett Martine Bercher Rick Schaeffer Deane Pappas Amber Nicholas Shirey Harold E. "Sonney" Henson Ronnie Underwood Ray Hamilton
2003	Johnny Adams Gary Anderson Bud Canada Chip Hooper Fred Marshall Jerry Mazzanti Cynthia Moore Scott Tabor Corliss Williamson
2004	Brandon Burlsworth Jerry Carlton Peter Doohan Harry Jones Jerry Jones Seneca Lassiter Wayne Martin Lee Mayberry Tracy Webb Rice
2005	Dick Booth Bill Gray Leotis Harris Scott Hastings Steve Krueger Jerry Lamb Jon Richardson Christy Smith R.C. Thielemann
2006	Scott Bull Dick Bumpas Jay Donathan Ron Hightower Bobby Proctor Louis Schaufele

	Martin Terry Amy Yoder Begley Lance Harter
2007	Jim Barnes Jackie Brasuell Ben Cowins Megan Flowers Dean Garrett Brenden Pappas Randy Stewart Phillip Stidham Scotty Thurman
2008	Rodney Brand Tommy Brasher Bruce James Daniel Lincoln Ryan Lundquist George McKinney Gi-Gi Miller Darrell Walker Steed White
2009	Shawn Andrews Richard Bell Ron Calcagni Veronica Campbell-Brown Dr. Jim Counce Alistair Cragg Billy Joe Moody Tom Pucci
2010	Bubba Carpenter Milan Creighton Ike Forte Karen Gorham Greg Koch Kevin Scanlon U.S. Reed Tracy Robertson Terry Don Phillips Erick Walder Jim Williams
2011	Gary Adams Steve Cox Jessica Koch Dailey Fred Grim Almer Lee Brisson Manor Jr. Jessica Field Phelan Godfrey Siamusiye Pat Serret Jimmy Walker
2012	Edrick Floreal Andrew Lang Bruce Maxwell Bill McClard Clyde Rhoden Ronn Reynolds Jodi Rittenhouse Lisa Sparks Terry Stewart Dennis Winston
2013	Charles Balentine Don Christian Greg D'Alexander Calvin Davis Barry Foster Edel Hackett Cheryl McArton Ward Dickey Morton Buddy Sutton
2014	Pat Bradley Freddie Childress Shameka Christon Robert Cox Graham Hood Kenoy Kennedy Stacy Lewis Pat Morrison

	Louis Ramsay
2015	DeeDee Brown-Campbell Niall Bruton Robin Ford Lynn Garner Derek Hood Steve Korte Mike Loggins Ron Meyer Kendall Trainor
2016	Gregory Lasker Oliver Miller Lou Holtz Kenderick Moore Roddie Haley Christin Wurth-Thomas Tammy Kincaid Dustin Tom Pickell Danny Rhodes
2017	Bo Busby Louis Campbell Troy Eklund Ken Hamlin Madre Hill Chin Bee Khoo Jack O'Keefe Melvin Lister Amy Wright
2018	Ron Faurot Steve Loy Sytia Messer Nick Schmidt Jerry Spencer Greg Horne Randy Stephens Jonathon Modica Ivan Jordan Kim Storey Dana McQuillin Dahlke April Steiner Bennett Ewell Lee Rickey Medlock Bruce Lahay
2019	Mike Bender Tony Cherico Bill Dorothy Greg Kolenda Jim Mabry Ruthie Miller Krystal Osborne Maria Pavlidou Dean Pryor Tag Ridings James "Doc" Sexton Tim Siegel Gerald Skinner Shelly Wallace
<i>(Only inductees that coached, played or were closely affiliated with University of Arkansas athletics are listed)</i>	
ALL-CENTURY TEAM <i>(selected by fan ballot prior to the 1994 season as part of the UA football centennial celebration)</i>	
OFFENSIVE LINEMEN	
	Bud Brooks Freddie Childress Leotis Harris Glen Ray Hines Steve Korte R.C. Thielemann
RECEIVERS	
	Jim Benton Bobby Crockett Chuck Dicus Wear Schoonover

RUNNING BACKS	
	Lance Alworth Leon Campbell Barry Foster Jim Moaty Clyde Scott
QUARTERBACKS	
	Joe Ferguson Quinn Grovey Lamar McHan Bill Montgomery
DEFENSIVE LINEMEN	
	Dan Hampton Dave Hanner Wayne Martin Loyd Phillips Billy Ray Smith Sr. Billy Ray Smith Jr. Fred Williams
LINEBACKERS	
	Ronnie Caveness Wayne Harris Cliff Powell Dennis Winston
SECONDARY	
	Steve Atwater Alton Baldwin Martine Bercher Ken Hatfield Billy Moore
KICKERS	
	Steve Cox Steve Little Pat Summerall
ALL-DECADE TEAMS	
2010-19 OFFENSE	
TE	Hunter Henry
T	Dan Skipper
G	Frank Ragnow
C	Travis Swanson
G	Sebastian Tretola
T	DeMarcus Love
WR	Joe Adams
WR	Jarius Wright
QB	Ryan Mallett
RB	Knile Davis
RB	Alex Collins
K	Zack Hocker
2010-19 DEFENSE	
E	Jake Bequette
T	Darius Philon
T	McTelvin Agim
E	Trey Flowers
LB	Jerry Franklin
LB	De'Jon Harris
OLB	Martrell Spaight
CB	Tevin Mitchell
CB	Henre' Toliver
S	Tramain Thomas
S	Kamren Curl
P	Dylan Breeding
2000-09 OFFENSE	
TE	D.J. Williams
T	Shawn Andrews
G	Mitch Petrus
C	Jonathan Luigs
G	Robert Felton
T	Tony Ugoh
WR	Marcus Monk
WR	George Wilson
QB	Matt Jones
RB	Darren McFadden
RB	Felix Jones
K	Alex Tejada
2000-09 DEFENSE	
E	Jamaal Anderson



HONORS

T	Marcus Harrison
T	Keith Jackson
E	Jeb Huckleba
LB	Quinton Caver
LB	Sam Olajubutu
OLB	Jermaine Petty
CB	Ahmad Carroll
CB	Chris Houston
S	Ken Hamlin
S	Tony Bua
P	Jeremy Davis

1990-99 OFFENSE

TE	Kirk Botkin
T	Bobbie Williams
G	Brandon Burlsworth
C	Grant Garrett
G	Isaac Davis
T	Chad Abernathy
WR	Anthony Lucas
WR	Anthony Eubanks
QB	Clint Stoerner
RB	Madre Hill
RB	Chrys Chukwuma
K	Todd Wright

1990-99 DEFENSE

E	Henry Ford
T	Melvin Bradley
T	Junior Soli
E	Steven Conley
LB	Jamel Harris
LB	Mark Smith
OLB	Darwin Ireland
CB	David Barrett
CB	Orlando Watters
S	Kenoy Kennedy
S	Zac Painter
P	Pete Raether

1980-89 OFFENSE

TE	Billy Winston
T	Jim Mabry
G	Steve Korte
C	Elbert Crawford
G	Freddie Childress
T	Alfred Mohammed
WR	James Shibest
QB	Quinn Grovey
RB	Gary Anderson
RB	James Rouse
RB	Barry Foster
K	Kendall Trainor

1980-89 DEFENSE

E	Billy Ray Smith Jr.
T	Wayne Martin
NG	Tony Cherico
T	Michael Shepherd
E	Kerry Owens
LB	Rickey Williams
LB	Bert Zinamon
CB	Danny Walters
CB	Richard Brothers
S	Steve Atwater
S	Greg Lasker
P	Greg Horne

1970-79 OFFENSE

TE	Charles Clay
T	Greg Koch
G	Leotis Harris
C	R. C. Thielemann
G	George Stewart
T	Greg Kolenda
WR	Chuck Dicus
WR	Mike Reppond
QB	Joe Ferguson
RB	Ben Cowins
RB	Dickey Morton
K	Steve Little

1970-79 DEFENSE

E	Dennis Winston
T	Jimmy Walker
NG	Dale White
T	Dan Hampton
E	Ivan Jordan
LB	Danny Rhodes
LB	Larry Jackson
CB	Vaughn Lusby
CB	Louis Campbell
S	Howard Sampson
S	Bo Busby
P	Steve Little

1960-69 OFFENSE

E	Bobby Crockett
T	Glen Ray Hines
G	Jim Barnes
C	Rodney Brand
G	Jerry Dossey
T	Dick Cunningham
E	Jerry Lamb
E	Chuck Dicus
B	Bill Montgomery
B	Jon Brittenum
B	Bill Burnett
B	Bruce Maxwell
B	Lance Alworth
K	Ronny South

1960-69 DEFENSE

E	Hartford Hamilton
L	John Childress
L	Jimmy Johnson
L	Loyd Phillips
E	Rick Kersey
LB	Wayne Harris
LB	Ronnie Caveness
LB	Cliff Powell
B	Gary Adams
B	Tommy Trantham
B	Billy Moore
B	Terry Stewart
P	Bobby Nix

1950-59

E	Floyd Sagely
T	Billy Ray Smith
G	Bud Brooks
C	Jay Donathan
G	Dave Hanner
T	Bob Griffin
E	Pat Summerall
B	Lamar McHan
B	Henry Moore
B	Lewis Carpenter
B	Gerald Nesbitt
B	Preston Carpenter
B	Jim Mooty

1940-49

E	Mike Schumchyk
T	Charles Lively
G	Leon Pense
C	Billy Ray Thomas
G	Theron Roberts
T	Ray Peters
E	Alton Baldwin
B	Clyde Scott
B	Leon Campbell
B	Geno Mazzanti
B	Ross Pritchard
B	Louis Schaufele

1930-39

E	Jim Benton
T	W. R. Benton
G	Clifford Van Sickle
C	Bill Spivey
G	John Measel
T	Howard "Red" Hickey
E	Paul Rucker
B	Ray Hamilton

B	Kay Eakin
B	Jack Robbins
B	Jack Dale
B	Tom Murphy

1920-29

E	Wear Schoonover
T	Charlie Jamerson
G	Brad Scott
C	Herman Boozman
G	Clyde Van Sickle
T	Gus Japp
E	Glen Rose
B	Herman Bagby
B	Ben Winkleman
B	George Cole
B	Garland Beavers

PRE-1920

L	John Shirley Wood
L	Stanley Phillips
L	J. Tate McGill
L	Phil C. Huntley
L	Percy Hinton
L	Dan Estes
L	James Coleman
B	Gene "Sodie" Davidson
B	Steve Creekmore
B	Clinton C. Milford

DANA X. BIBLE AWARD

(Outstanding Player of the Year in the Southwest Conference as selected by Texas/Arkansas Football Magazine.)

1975	Scott Bull	QB
1979	Kevin Scanlon	QB

ACADEMIC ALL-AMERICA

1955	George Walker	QB
1957	Jerry Ford	C
	Gerald Nesbitt	FB
1959	Wayne Harris	C
1960	Joe Paul Alberty	FB
1961	Lance Alworth	HB
1964	Ken Hatfield	HB
1965	Randy Stewart	C
	Jim Lindsey	WB
	Jack Brasuell	HB
1968	Bob White	K
1969	Bill Burnett	RB
	Terry Stewart	S
1978	Brad Shoup	DB
1991	Mick Thomas	LB
1992	Owen Kelly	NG
1993	Chris Oliver	OT
2003	Jerry Reith	OT
2012	Dylan Breeding	P
2015	Brooks Ellis	LB
2016	Brooks Ellis	LB

ABC-TV CHEVROLET PLAYER OF THE YEAR


1977	Larry Jackson	LB/Defense
------	---------------	------------

NATIONAL FOOTBALL FOUNDATION SCHOLAR

1969	Terry Stewart	S
1976	Bo Busby	S
1978	Brad Shoup	DB
2016	Brooks Ellis	LB

NCAA POST GRADUATE SCHOLARSHIP

1969	Terry Stewart	Football
1978	Niall O'Shaughnessy	Track
	Brad Shoup	Football
1984	Don S. Denis	Swimming
1993	Chris Oliver	Football
2005	Matt Gunn	Track



KEN HATFIELD was an Academic All-American on Arkansas' 1964 National Championship team. His 81-yard punt return for a touchdown keyed the 14-13 victory at No. 1 Texas as Arkansas went 11-0 in 1964.

HOUSTON POST AWARD

(Outstanding Player of the Year in the Southwest Conference)

1928	Garland "Bevo" Beavers	FB
1933	Tom Murphy	FB
1937	Jim Benton	E
1954	William "Bud" Brooks	G
1960	Wayne Harris	C
1962	Billy Moore	QB
1964	Fred Marshall	QB
1965	Bobby Crockett	E
1965	Glen Ray Hines	T
1969	Cliff Powell	LB
1970	Dick Bumpus	T
1978	Dan Hampton	DT

SPORTSMANSHIP AWARDS

1948	Gordon Long	Swede Nelson National Award
1953	Lamar McHan	SWC Trophy
1957	George Walker	SWC Trophy
1961	Lance Alworth	SWC Trophy
1966	Jon Brittenum	SWC Trophy
1970	Bill Burnett	SWC Trophy
1970	Bill Burnett	Kerns Tips Award
1975	Scott Bull	Ft. Worth Kiwanis Award
1979	Kevin Scanlon	Ft. Worth Kiwanis Award
1987	Tony Cherico	Ft. Worth Kiwanis Award
1988	Jim Kremers	SWC Trophy

DELBERT SWARTZ OUTSTANDING ACADEMIC ACHIEVEMENT AWARD

1962	Lance Alworth	Football
1963	Danny Brabham	Football
1964	John Derdorff	Track
1965	Ken Hatfield	Football
1966	J. D. McConnell	Basketball
1967	Ken Sharp	Track
1968	Hartford Hamilton	Football
1969	Bob White	Football
1970	Dewitt Smith III	Football
1971	Steve Walters	Football
1972	Tom Reed	Football
1973	Tom Reed	Football
1974	Randy Jackson	Tennis



HONORS

1975	Rickey Medlock	Basketball
1976	Tommy Cheyne	Football
1977	Ray Buckner	Basketball
1978	Jimmy Counce	Basketball
1979	Brad Shoup	Football
1980	Kevin Scanlon	Football
1981	Mark Anderson	Track
1982	Pat Vaughn	Track
1983	Tom Moloney	Track
1984	Bill Jasinski	Track
1985	Mark Lee	Football
1986	Chris Bequette	Football
1987	Jim Kremers	Baseball
1988	Shawn Baker	Basketball
1989	Odis Lloyd	Football
1990	Wade Hill	Football

J. FRANK BROYLES AWARD

(UA's Top Male Athlete)

1977	Niall O'Shaughnessy	Track
1978	Tim Lollar	Baseball
1979	Sidney Moncrief	Basketball
1980	Steve Krueger	Baseball
1981	U.S. Reed	Basketball
1982	Randy Stephens	Track
1983	Frank O'Mara	Track
1984	Mike Conley	Track
1985	Mike Conley	Track
1986	Ralph Kraus	Baseball
1987	Jim Kremers	Baseball
1988	Joe Falcon	Track
1989	Joe Falcon	Track
1990	Edrick Floreal	Track
1991	Quinn Grovey	Football
1992	Todd Day	Basketball
1993	Erick Walder	Track
1994	Corliss Williamson	Basketball
1995	Corliss Williamson	Basketball
1996	Godfrey Siamusiye	Track
1997	Robert Howard	Track
1998	Robert Howard	Track
1999	Brandon Burlsworth	Football
2000	Melvin Lister	Track
2001	Quinton Caver	Football
2002	Jermaine Petty	Football
2003	Alistair Cragg	Track
2004	Alistair Cragg	Track
2004	Wallace Spearmon	Track
2005	Josphat Boit	Track
2006	Darren McFadden	Football
2007	Darren McFadden	Football

GARRETT UEKMAN MEMORIAL SCHOLARSHIP

2014	Luke Charpentier	OG/C
2015	Alex Voelzke	TE
2016	Jeremy Sprinkle	TE
2017	Kevin Richardson	DB
2018	Jeremy Patton	TE

CRIP HALL HOMECOMING PERFORMANCE BY A SENIOR AWARD

1950	Frank Fischel	E
1951	Lamar McHan	QB
1952	Larry Hogue	FB
1953	Lamar McHan	TB
1954	Bobby Proctor	B
1955	Preston Carpenter	HB
1956	Billy Ray Smith	T
	Ronnie Underwood	HB
1957	Gerald Nesbitt	FB
1958	Billy Gilbow	G
1959	Jim Mooty	HB
1960	Wayne Harris	C
1961	Lance Alworth	HB
1962	Billy Moore	QB

1963	Jim John	E
1964	Fred Marshall	QB
1965	Bobby Burnett	TB
1966	Martine Bercher	S
1967	Ronny South	QB
1968	Max Peacock	E
1969	Bruce Maxwell	FB
1970	Bill Montgomery	QB
1971	Bill McClard	K
1972	Louis Campbell	CB
	Don Wunderly	DT
1973	Dickey Morton	TB
	Danny Rhodes	LB
1974	Jon Rhiddlehoover	DT
	Billy Burns	LB
1975	Scott Bull	QB
1976	Harvey Hampton	DT
1977	Steve Little	K/P
1978	Jimmy Walker	DT
1979	Robert Farrell	WR
1980	Ish Ordenez	K
1981	Cliff Henry	S
1982	Gary Anderson	RB
1983	Mark Mistler	WR
1984	Danny Nutt	QB
1985	Mark Calcagni	QB
1986	Derrick Thomas	FB
1987	Rickey Williams	LB
1988	Kendall Trainor	K
1989	James Rouse	HB
1990	Derek Russell	WR
1991	Michael James	CB
1992	Pete Raether	P
1993	Darwin Ireland	LB
1994	Lance Ellison	K
1995	Barry Lunney Jr.	QB
1996	Oscar Malone	TB
1997	Anthony Eubanks	WR
1998	Brandon Burlsworth	OG
1999	Clint Stoerner	QB
2000	J.J. Jones	LB
2001	Carlos Hall	DE
2002	Fred Talley	RB
2003	Caleb Miller	LB
2004	Jeb Huckleba	DE
2005	Kyle Roper	C
2006	Keith Jackson	DT
2007	Peyton Hillis	FB
2008	Casey Dick	QB
2009	Lucas Miller	WR
2010	D.J. Williams	TE
2011	Jarius Wright	WR
2012	Cobi Hamilton	WR
2013	Chris Smith	DE
2014	Martrell Spaight	LB
2015	Brandon Allen	QB
2016	Toby Baker	P
2017	David Williams	RB
2018	Armon Watts	DL
2019	De'Jon Harris	LB

CHISM REED OUTSTANDING SENIOR FOR LEADERSHIP AWARD

1964	Jim Johnson	NG
1965	Jack Brasuell	B
1966	Eddie Woodlee	FB
1967	Alvin Jones	DT
1968	Tommy Dixon	DB
1969	Gordon McNulty	DE
1970	Bobby Field	DB
1971	Bobby Nichols	TE
1972	Louis Campbell	CB
1973	Danny Rhodes	LB
1974	Jon Rhiddlehoover	DT
1975	Tommy Cheyne	P
1976	Bo Busby	S
1977	Steve Heim	OT

1978	Jimmy Walker	DT
1979	Chuck Herman	OG
1980	Phillip Moon	OT
1981	Ronnie Trusty	OT
1982	Kim Dameron	WR
1983	Jim Schoolcraft	TE
1984	Joe Kleine	Basketball
1985	Andy Upchurch	C
1986	Derrick Thomas	FB
1987	Tony Cherico	FB
1988	Keith Wilson	Basketball
1989	Elbert Crawford	C
1990	Quinn Grovey	QB
1991	Arlyn Bowers	Basketball
1992	Ray Lee Johnson	DE
1993	Tyrone Chatman	LB
1994	Jason Allen	QB
1995	Barry Lunney	QB
1996	Mark Smith	LB
1997	Anthony Eubanks	WR
1998	Grant Garrett	C
1999	Marvin Caston	FB
2000	Quinton Caver	LB
2001	Jermaine Petty	LB
2002	Fred Talley	RB
2003	George Wilson	WR
2004	Matt Jones	QB
2005	Clarke Moore	DE
2006	Brett Goode	LS
2007	Weston Dacus	LB
2008	Jonathan Luigs	C
2009	Michael Smith	RB
2010	Van Stumon	FB
2011	Grant Cook	OL
2012	Tyler Wilson	QB
2013	Kiero Small	FB
2014	Martrell Spaight	LB
2015	Brandon Allen	QB
2016	Drew Morgan	WR
2017	Austin Allen	QB
2018	Dre Greenlaw	LB

GORDON CAMPBELL SENIOR SPIRIT AWARD

1969	Bob Stankovich	OT
1970	Steve Walters	S
1971	Ronnie Jones	DE
1972	Tom Reed	WR
1973	Danny Rhodes	LB
1974	Floyd Hogan	FS
1975	Hal McAfee	LB
1976	Gerald Skinner	OT
1977	Howard Sampson	SS
1978	Dan Hampton	DT
1979	Robert Farrell	WR
1980	George Stewart	OG
1981	Darryl Mason	TE
1982	Richard Richardson	NG
1983	Bert Zinamon	LB
1984	Brad Taylor	QB
1985	David Bazzel	LB
1986	James Shibest	WR
1987	Tony Cherico	NG
1988	Odis Lloyd	LB
1989	Tim Horton	WR
1990	Quinn Grovey	QB
1991	Curtis Banks	SS
1992	Scott Long	DT
1993	Chris Oliver	OT
1994	Dean Peevy	CB
1995	Earl Scott	C
1996	Scott Rivers	OT
1997	Ken Anderson	DE
1998	Russ Brown	OG
1999	Nathan Norman	FB
2000	Jeremiah Harper	DB
2001	La'Zerius White	OG

2002	Nathan Ball	OG
2003	Bo Lacy	OT
2004	DeCori Birmingham	RB
2005	Vickiel Vaughn	FS
2006	Desmond Sims	LB
2007	Robert Felton	OT

JIM WELLONS DEDICATION AWARD

1978	Ron Calcagni	QB
1979	Kevin Scanlon	QB
1980	Keith Houfek	C
1981	Steve Clyde	TE
1982	Tom Jones	QB
1983	Milton Fields	LB
1984	Mark Lee	LB
1985	Mark Calcagni	QB
1986	Theo Young	TE
1987	Greg Thomas	QB
	Chris Bequette	OT
1988	John Bland	QB
1989	Billy Winston	TE
1991	Greg Switzer	LB
1992	Gary Adams	S
1993	Henry Ford	DE
1994	Willie Johnson	LB
1995	Spencer Brown	CB
1996	Vincent Bradford	LB
1997	Bill Carson	LS
1998	Benji Mahan	LS
1999	Joe Dean Davenport	TE
2000	Randy Garner	DE
2001	Josh Foliart	LB
2002	Raymond House	DE
2003	Mark Bokermann	OG
2004	Steven Harris	WR
2005	Kyle Dickerson	RB
2006	Tony Ugoh	OT
2007	Robert Johnson	WR

STEVE LITTLE AWARD (Special Teams)

1982	Keith Burns	DB
1983	Calvin Shaw	LB
1984	Nathan Jones	DB
1992	Todd Wright	K
1994	Carl Kidd	S
1995	J. J. Meadors	WR
1996	Jessie Cornelius	FB
1997	Matt Wait	P
1998	Todd Latourette	K
1999	Tony Dodson	K
	Chris Akin	P
2000	Michael Snowden	WR
2001	D'Andre Berry	SS
2002	Richie Butler	P
2003	Tom Crowder	WR
2004	David Carlton	K
2005	Jacob Skinner	P
2006	Jacob Skinner	P
2007	Kevin Woods	FS

BRUCE MITCHELL AWARD (Toughness)

1982	Ed Jackson	DE
1983	Orson Weems	OT
1984	Marcus Elliott	OG
1985	Greg Lasker	S
1986	Derrick Thomas	FB
1987	Rickey Williams	LB
1988	Eric Bradford	S
1989	Anthony Cooney	CB
1990	Derek Russell	WR
1992	E. D. Jackson	RB
1993	Darwin Ireland	LB
1994	Trent Knapp	LB
1995	Junior Soli	NG



HONORS

1996	Anthony Hicks	LB
1997	Shannon Sidney	WR
1998	C.J. McLain	DE
1999	Jeromy Flowers	DB
2000	Jim Ed Reed	LB
2001	Sacha Lancaster	FB
2002	Gavin Walls	DE
2003	Tony Bua	LB/S
2004	Marcus Whitmore	LB
2005	Brandon Kennedy	FB
2006	Sam Olajubutu	LB
2007	Farod Jackson	FB

HAROLD HORTON AWARD

(Loyalty)

1999	Anthony Lucas	WR
2000	Rod Stinson	FB
2001	Curt Davis	NG
2002	Raymond House	DE
2003	Caleb Miller	LB
2004	Jeb Huckleba	DE
2005	Kyle Dickerson	RB
2006	Stephen Parker	OG
2007	Nate Garner	OT

NELSON RAINEY AWARD

(Character)

2000	Jeremiah Harper	DB
2001	Kenny Sandlin	OG
2002	Josh Melton	C
2003	Jerry Reith	OG
2004	Jeb Huckleba	DE
2005	Pierre Brown	LB
2006	Zac Tubbs	OT
2007	Marcus Monk	WR

BRANDON BURLSWORTH AWARD

(Academics and one-time non-scholarship)

2001	Jerry Reith	OG
2002	George Wilson	S
2003	Chuck Nalley	LS
2004	Tom Crowder	WR
2005	Dowell Loggains	QB/H
2006	Richard Bracken	WR
2007	Stephen Parker	OG
2008	Jeremy Davis	P
2009	Lucas Miller	WR
2010	Seth Armbrust	SS
2011	No recipient	-
2012	Seth Armbrust	SS
2013	David Hurd	OT
2014	Austin Jones	LB
2015	Josh Harris	LB
2016	Adam McFain	K

LITTLE ROCK TD CLUB TEAM MVP

2004	Matt Jones	QB
2005	Darren McFadden	RB
2006	Darren McFadden	RB
2007	Darren McFadden	RB
2008	DJ Williams	TE
2009	Ryan Mallett	QB
2010	Ryan Mallett	QB
2011	Jarius Wright	WR
2012	Tyler Wilson	QB
2013	Trey Flowers	DE
2014	Jonathan Williams	RB
2015	Alex Collins	RB
2016	Austin Allen	QB
2017	Santos Ramirez	DB
2018	De'Jon Harris	LB
2019	Rakeem Boyd	RB

PAUL EELLS AWARD

(Perseverance, determination, courage and resolve in the face of adversity)

2006	Robert Johnson	WR/OB
2007	Peyton Hillis	RB
2008	Casey Dick	QB
2009	Joe Adams	WR
2010	DJ Williams	TE
2011	Garrett Uekman	TE
2012	Dennis Johnson	RB
2013	Kiero Small	RB
2014	Martrell Spaight	LB
2015	Brandon Allen	QB
2016	Rawleigh Williams III	RB
2017	Kevin Richardson II	DB
2018	Armon Watts	DL
2019	McTelvin Agim	DL

DAN HAMPTON AWARD

(Best D-lineman from an Arkansas college)

2013	Trey Flowers	DE
2014	Trey Flowers	DE
2018	Armon Watts	DL

WILLIE ROAF AWARD

(Best O-lineman from an Arkansas college)

2013	Travis Swanson	C
2015	Sebastian Tretola	G
2016	Dan Skipper	T
2017	Frank Ragnow	C

DARREN MCFADDEN AWARD

(Best RB from an Arkansas college)

2018	Rakeem Boyd	RB
------	-------------	----

DR. LON FARRELL AWARD

1987	Jack Gregory Magness	Swimming
1988	Shawn Baker	Basketball
1989	Cheryl McArton	Swimming
1990	Allen Meancham	Football
1991	Mary Farmer	Swimming
1992	Amber Nicholas	Basketball
1993	Cynthia TerPoorten	Swimming
1994	Kim Mount	Track
1995	Rene Pillow	Track
1996	Kristen DeArmand	Swimming
1997	Kelly Cook	Cross Country
1998	Alicyn Hennis	Soccer
1999	Louise Ostling	Tennis
2000	Kimberly Mourtou	Soccer
2001	Julie Sloniger	Volleyball
2002	Tiffany Woolley	Softball

SEC FOOTBALL LEGENDS

1994	Lance Alworth	HB
1995	Joe Ferguson	QB
1996	Chuck Dicus	WR
1997	Jim Benton	E
1998	Clyde Scott	B
1999	Bill Montgomery	QB
2000	Ronnie Caveness	LB
2001	Steve Atwater	FS
2002	Loyd Phillips	DT
2003	Wayne Harris	LB
2004	Fred Marshall	QB
2005	Quinn Grovey	QB
2006	Cliff Powell	LB
2007	Ken Hatfield	DB
2008	Billy Ray Smith Jr.	LB
2009	Gary Anderson	RB
2010	Frank Broyles	Head Coach
2011	Leotis Harris	OG
2012	Pat Summerall	K/DE/TE
2013	Wayne Martin	DE
2014	Jerry Lamb	E
2015	Madre Hill	RB
2016	Shawn Andrews	T



AUSTIN ALLEN was named the Razorback Team MVP for the 2016 season at the 13th annual Little Rock Touchdown Club awards banquet where National Football Foundation Chairman Archie Manning served as guest speaker.

2017	Dan Hampton	DT
2018	Darren McFadden	RB
2019	Dennis Winston	LB

BROYLES RAZORBACK AWARD

(Presented to senior who exemplifies Coach Broyles)

2019	T.J. Smith	DL
------	------------	----

ALL-AMERICAN BOWL

(Tampa, Fla.)

1970	Gary Adams	S
1971	Bill Montgomery	QB
	Dick Bumpus	T
	Bruce James (South MVP Award)	E
	Pat Morrison	TE
	Ronnie Jones	DE
1972	David Reavis	DT
1973	Brisen Manor	DT
1975	Tommy Harris	DB
1976	Greg Koch	OT
1979	Larry Jackson	LB

ALL-AMERICAN CLASSIC

(Las Vegas, Nev.)

2003	Tony Bua	FS
	Bo Lacy	OT
2005	DeCori Birmingham	RB
	Steven Harris	WR

ALL-AMERICAN GAME

(Lubbock, Texas)

1961	Wayne Harris	LB
1963	Jesse Branch	HB
1965	Ronnie Caveness	LB
1966	Jim Lindsey	HB
	Bobby Crockett	E
	Glen Ray Hines	T
1967	Martine Bercher	HB
	Jon Brittenum	QB
	Loyd Phillips	T
1970	Rodney Brand	C
	Cliff Powell	LB
1971	Chuck Dicus	E
	Jerry Moore	DB
1972	Tom Mabry	OT
1973	Dickey Morton	TB

ALL-STAR GRIDIRON

(Orlando, Fla.)

1998	Madre Hill	RB
	Todd Latourette	K

	Ryan Hale	NG
2002	Fred Talley	RB
	Raymond House	DE

BLUE-GRAY GAME

(Montgomery, Ala.)

1950	Buddy Brown	G
	Louis Schaufele	FB
1952	Buddy Sutton	HB
	Lewis Carpenter	FB
1953	Lamar McHan	QB
	Harold Spain	G
1966	Joe Black	LB
	Martine Bercher	S
1967	David Cooper	G
	Hartford Hamilton	E
	Ronny South	QB
1970	Bill Montgomery	QB
	Bruce James	E
	Dick Bumpus (MVP Award)	T
1971	Jack Morris	DB
	Mike Kelson	T
1972	David Reavis	DT
	Jim Hodge	WR
1973	Jack Ettinger	WR
	Danny Rhodes	LB
1974	Rollen Smith	DE
1982	Phillip Boren	OT
1992	Ray Lee Johnson	DE
	Ron Dickerson Jr.	WR
1993	Henry Ford	DE
	Isaac Davis	OG
	Kirk Botkin	TE
1994	Carl Kidd	S
1996	Mark Smith	LB
1997	Anthony Eubanks	WR
	David Sanders	DT

CASINO DEL SOL ALL-STAR GAME

(Tucson, Ariz.)

2012	Broderick Green	RB
2013	Jared Green	DT

COLLEGE ALL-STAR BOWL

(Greenville, S.C.)

2014	Eric Bennett	S
	David Hurd	OT
	Byron Jones	DT
	Jarrett Lake	LB

COLLEGE ALL-STAR GAME

(Chicago, Ill.)

1938	Jim Benton	E
------	------------	---



HONORS

	Jack Robbins	QB
1949	Clyde Scott	HB
	Bud Canada	E
1952	Bob Griffin	C
1954	Lamar McHan	QB
1956	Preston Carpenter	HB
	Henry Moore	FB
1957	Ronnie Underwood	HB
1960	Jim Mooty	HB
1961	Lance Alworth	HB
1963	Danny Brabham	FB
1965	Ronnie Caveness	LB
1966	Jim Lindsey	HB
	Glen Ray Hines	T
	Bobby Crockett	E
1967	Harry Jones	HB

COLLEGE GRIDIRON SHOWCASE

(Arlington, Texas)

2015	Tevin Mitchel	CB
------	---------------	----

EAST-WEST SHRINE GAME

(Various Locations)

1938	Jim Benton	E
	Dwight Sloan	HB
1940	Kay Eakin	QB
1941	Howard Hickey	E
1946	Earl Wheeler	G
1949	Ed Hamilton	E
1951	Ken Jones	OT
1956	Preston Carpenter	HB
	Henry Moore	FB
1957	Gerald Nesbitt (Offensive MVP)	FB
1958	Donnie Stone	HB
1963	Wesley Bryant	T
1966	Loyd Phillips	T
	Dick Cunningham	T
1967	Ernie Ruple	T
1976	R. C. Thielemann	C
	Gerald Skinner	T
1980	Kevin Evans	FS
1985	Greg Lasker	S
1989	Steve Atwater (Defensive MVP)	S
1990	Michael Shepherd	DT
1998	C. J. McLain	DE
1999	D. J. Cooper	DT
2003	Lawrence Richardson	CB
2005	Jeb Huckeba	DE
2006	Houston Nutt	Head Coach
	De'Arrius Howard	RB
	Brandon Kennedy	FB
	Kyle Roper	C
	Vickiel Vaughn	S
2007	Sam Olajubutu	LB
	Keith Jackson	DT
2008	Michael Grant	FS
2012	Greg Childs	WR
	Jerry Franklin	LB
	Jarius Wright	WR
2013	Dylan Breeding	P
2014	Zach Hocker	K
	Kiero Small	FB
2015	AJ Derby (injured)	TE
2017	Jeremiah Ledbetter	DE
	Brooks Ellis (sick)	LB
	Drew Morgan	WR
	Dan Skipper	T
	Deatrich Wise Jr.	DE
2018	Brian Wallace	OL
	Armon Watts	DL
2020	McTelvin Agim	DL
	De'Jon Harris (injured)	LB

HULA BOWL

(Honolulu, Hawaii)

1961	Lance Alworth (MVP Award)	HB
1964	Wesley Bryant	T

1965	Ronnie Caveness	LB
	Jerry Lamb	E
1966	Glen Ray Hines	T
	Jim Williams	T
1967	Loyd Phillips	T
	Harry Jones	WB
1968	Tommy Trantham	DB
1970	Rodney Brand	C
	Cliff Powell	LB
1971	Chuck Dicus	WR
	Bill Burnett	TB
1972	Mike Kelson	OT
	Tom Mabry	OT
1973	Tom Reed	OG
	Mike Reppond	WR
	Joe Ferguson	QB
1974	Dickey Morton	TB
	Danny Rhodes	LB
1975	Floyd Hogan	DB
1976	Ike Forte	RB
1977	R. C. Thielemann	C
1978	Steve Little	K
	Patrick Martin	DB
	Howard Sampson (injured)	DB
	Leotis Harris (injured)	G
1979	Ron Calcagni	QB
	Jimmy Walker	T
	Ben Cowins	RB
	Lou Holtz	Head Coach
1980	Greg Kolenda	OT
	Robert Farrell	WR
1981	Joe Shantz	OT
1982	Darryl Mason	TE
1983	Jessie Clark	FB
1984	Ron Fautrot	DE
1985	Marcus Elliott	OG
	Eddie White	TE
1986	Andy Upchurch	C
	Kevin Wyatt	CB
1987	Limbo Parks	OG
1988	Tony Cherico	NG
	Bryan White	C
1989	Kendall Trainor	K
1991	Derek Russell	WR
2001	Shannon Money	OT
2003	Caleb Miller	LB
2005	Arrion Dixon	DT

JAPAN BOWL

(Tokyo, Japan)

1978	Steve Little	K
	Patrick Martin	DB
	Howard Sampson (injured)	DB
1979	Ron Calcagni	QB
	Jerry Eckwood	RB
	Larry Jackson	LB
	Dean Weber	Athletic Trainer
1980	Kevin Scanlon	QB
1982	Darryl Mason	TE
	Bruce Lahay	K
1983	Richard Richardson	NG
	Dean Weber	Athletic Trainer
1984	Mark Mistler	WR
1986	Bobby Joe Edmonds	RB
1987	James Shibest	WR
1988	Tony Cherico	NG
	Eric Whitted	LB
1990	Jim Mabry	T
	Michael Shepherd	T
1992	Mick Thomas	LB

MEDAL OF HONOR BOWL

(Charleston, S.C.)

2014	Javontee Herndon	WR
	David Hurd	OL
2015	Brey Cook	OL
	Cameron Jefferson	OL

	Tevin Mitchel	CB
	Demetrius Wilson	WR

NFLPA COLLEGIATE BOWL

(Carson, Calif.)

2014	Kiero Small	FB
2015	Braylon Mitchell	LB
2017	Keon Hatcher	WR
2018	Austin Allen	QB
	Henre' Toliver	DB
	David Williams	RB
2019	Hjalte Froholdt	OL
	Randy Ramsey	DE
2020	Cheyenne O'Grady	TE

NORTH-SOUTH CLASSIC

(Houston, Texas)

2007	Keith Jackson	DT
	Randy Kelly	SS
	Stephen Parker	OG

NORTH-SOUTH SHRINE GAME

(Miami, Fla.)

1957	Jay Donathan	C
	George Walker	QB
1967	Tommy Trantham	DB
1971	Ronnie Jones	DE
	Tom Mabry	OT
1972	Don Wunderly	DT
	Tom Reed	OG
	Mike Reppond	WR
	Joe Ferguson	QB
1973	Danny Rhodes	LB
	Jack Ettinger	WR

(Pontiac, Mich.)

1976	Curtis Townsend	LB
	Dennis Winston	DE

SENIOR BOWL

(Mobile, Ala.)

1950	Theron Roberts	G
1951	Buddy Brown	G
	Buddy Rogers	HB
1952	Bob Griffin	C
	Fred Williams	T
1953	Buddy Sutton	HB
1955	Bud Brooks (MVP - South Team)	G
1956	Henry Moore	FB
1957	Jay Donathan	C
	George Walker	QB
1959	Jim Mooty	HB
1961	Paul Dudley	HB
1962	Danny Brabham	FB
1966	Bobby Burnett	TB
	Jim Lindsey	WB
	Bobby Crockett	E
1968	Ernie Ruple	T
1969	Jim Barnes	G
1971	Jerry Moore	DB
1976	Richard LaFargue	C
1977	Gerald Skinner	T
1978	Vaughn Lusby	DB
1980	Greg Kolenda	OG
	Chuck Herman	OG
1983	Billy Ray Smith	DE
	Steve Korte	OG
1989	Kendall Trainor	K
1992	Ron Dickerson Jr.	WR
1994	Henry Ford	DE
	Isaac Davis	OG
1996	Steven Conley	DE
1998	Brandon Burlsworth	OG
1999	Anthony Lucas	WR
	David Barrett	CB
	Kenoy Kennedy	S
	Joe Dean Davenport	TE

	Bobbie Williams	OT
2000	Quinton Caver	LB
	Randy Garner	DE
	Boo Williams	WR
2001	Carlos Hall	DE
2003	Cedric Cobbs	TB
2005	Matt Jones	QB/WR
2007	Brett Goode	LB
	Tony Ugoh	OT
2008	Robert Felton	OG
	Marcus Harrison	DT
	Peyton Hillis	FB
2009	Jonathan Luigs	C
2010	Mitch Petrus	OL
2011	DeMarcus Love	OL
	D.J. Williams	TE
2012	Joe Adams	WR
	Jake Bequette	DE
2013	Cobi Hamilton	WR
	Tyler Wilson	QB
2014	Chris Smith	DE
	Travis Swanson	C
2015	Martrell Spaight	LB
	Trey Flowers	DE
2016	Brandon Allen	QB
	Sebastian Tretola	OG
	Jonathan Williams	RB
2017	Toby Baker	P
	Jeremy Sprinkle	TE
2018	Frank Ragnow	C
2019	Dre Greenlaw	LB
2020	McTelvin Agim	DL

SPIRAL TROPICAL BOWL

(Daytona Beach, Fla.)

2018	Robert Decker	LS
	Dwayne Eugene Jr.	LB

TEXAS VS. THE NATION

(El Paso, Texas)

2009	Jamar Love	CB
	Jose Valdez	OT

(Allen, Texas)

2013	DeQuinta Jones	DT
	Ronnie Wingo Jr.	RB
	Darius Winston	CB



DAVID WILLIAMS led the National Team in rushing and had a touchdown run during the 2018 NFLPA Collegiate Bowl in Pasadena, California.



ALL-TIME LETTERWINNERS

(The Razorback Communications office welcomes corrections from authentic sources.)

*denotes team captains

A	
Abernathy, Chad	1995, 96, 97, 98
Adair, Marcus	1993, 94, 95
Adams, Dave	1962, 63
Adams, Gary	1966, 67, 68*
Adams, Gary	1989, 90, 91, 92
Adams, Joe	2008, 09, 10, 11
Adams, Oliver	1927, 28
Adams, O'Neale	1939, 40, 41
Adams, Tim	1976, 77, 78
Adcock, Kirby	2018, 19
Adkins, Jim	1956
Agrim, McTelvin	2016, 17, 18, 19*
Aguirre, Michael	2006, 07, 08
Akerfeldt, Darrel	1980, 81
Akers, Freddy	1958, 59
Akerstrom, Anders	2004
Akin, Chris	1998, 99
Akins, Chris	1995
Akins, Terry	1992
Alberty, Joe Paul	1958, 59, 60
Alberty, Brett	1987
Alcorn, E.	1923
Alcorn, Hal	1917, 18, 20
Alcorn, R.E.	1917, 18, 19, 20
Alderson, Winston	1994, 95, 96
Alexander, Brother	1984, 85
Alexander, Marion	1943
Alexander, Tim	1976, 80
Allen, Austin	2014, 15, 16, 17*
Allen, Brandon	2012, 13, 14*, 15*
Allen, Clint	1976
Allen, Jason	1991, 92, 93, 94*
Allen, Joe	1909
Allen, Josh	2015
Allen, V.V.	1896
Allison, Robert	1939
Alworth, Lance	1959, 60, 61
Ambrose, Damarion	2007, 08, 09, 10
Amis, William	1921, 22
Anderson, Gary	1979, 80, 81, 82*
Anderson, Jamaal	2004, 05, 06
Anderson, Ken	1994, 95, 96, 97*
Anderson, Kevin	1984, 85
Anderson, Paul	1944, 45
Andrews, Shawn	2001, 02, 03
Antwine, Anthony	2014, 15
Apolskis, Rick	1986, 87, 88, 89
Arenz, Terry	1958
Arinze, Patrick	2014
Armbrust, Seth	2009, 11
Armendariz, Richard	1984
Askew, Lavunce	2008, 09, 10
Atiga, Robert	2011, 13
Atkinson, Drexel	1948, 49
Atteberry, Dwight	1990, 91
Atwater, Steve	1985, 86, 87, 88*
Atwood, Ralph	1937, 38, 39
Audas, Stan	1973, 75
Ausley, Peyton	2019
Avery, Steve	1973, 75
Avlos, Nick	1973*
Ayers, James	1925, 26
B	
Bach, Tommy	1957, 58, 59
Bagby, Herman	1923, 24
Bailey, Alvin	2010, 11, 12
Bailey, Jack	1950
Bailey, Joe	1999
Bailey, Mitchell	2008
Bain, James	1915, 16, 19
Baker, Chris	2003, 04, 06, 07
Baker, Ed	1995
Baker, Kevin	2000
Baker, Mark	1994, 95, 96, 97
Baker, Pat	1993, 94
Baker, Toby	2015, 16
Baker, Victor	1980
Baldridge, Joe	1949
Baldwin, Alton	1943, 44, 45, 46
Baldwin, Jake	1945, 49
Bail, Nathan	1999, 00, 01, 02
Balseiro, Chris	2003, 04, 05
Banks, Curtis	1988, 89, 90, 91
Banks, Reggie	2003, 04
Banks, Tim	1965

Bankston, Bill	1940, 41
Barker, Hubert	1958
Barnes, Charlie	1957
Barnes, David	1966, 67, 68*
Barnes, Jim	1901
Barnes, J.J.	1973, 74, 75
Barnes, Teddy	2007, 08, 09
Barnett, Brandon	1957
Barnett, Robert	1996, 97, 98, 99*
Barrett, David	1986, 87, 88, 89
Barrow, Bubba	1975, 76, 77
Barwegen, Doug	1919, 20, 21
Basore, George	1947, 48, 49
Bass, Bill	2008
Battle, Khiry	2018, 19
Bauer, Reid	1979
Baxter, John	1979
Baxter, Robert	1944
Bayne, Louis	1981, 82, 84, 85*
Bazzel, David	1982, 83, 84, 85
Beachum, Rodney	1944
Beane, Colmore	2014, 15, 16
Beanum, Tevin	1900, 02
Beard, Abner H.	1982
Beard, Chip	1903
Beard, Scott Oscar	2000, 01, 02, 03*
Beasley, Jimmy	1926, 27, 28
Beavers, Garland	2014, 15
Beck, Austin	1919
Belknap, Ray	1993, 94, 95, 97
Bell, Geno	2018, 19
Bell, Jamario	1987, 88, 89
Bell, Mark	1957, 58*
Bell, Richard	2010
Bemberg, Clay	1964, 65*
Bender, Mike	1970, 71
Bennett, Archie	2010, 11, 12, 13
Bennett, Eric	1955, 56, 57
Bennett, Richard	1969, 70
Bennett, Ronnie	1970
Benoit, Steve	1954, 55
Benson, Buddy Bob	1989, 90
Benson, Ken	1986, 87
Benson, Mike	1935, 36, 37*
Benton, James "Jim"	1970, 71, 72
Benton, Jim	1932, 33, 34*
Benton, W.R.	1895
Bentz, J.L.	1984, 85, 86, 87*
Bequette, Chris	1954, 55, 56
Bequette, George	2008, 09, 10*, 11*
Bequette, Jake	1980, 81, 82
Bequette, Jay	1964, 65, 66
Bercher, Martine	2008
Berezansky, Chris	1967, 68, 69
Berner, Dennis	1954, 56
Berry, Benny	1956
Berry, Charlie	1998, 99, 00, 01
Berry, D'Andre	1983
Berry, Greg	1922, 23, 24
Berry, Homer	2018, 19
Berry, Matt	1964, 65, 66
Berryhill, Stuart	2008
Bettis, Evan	1962
Beutelschies, Gene	1996
Bexley, Carleton	1945
Bickerstaff, Ray	1932, 33
Biddle, Joe	1902
Billings, Fred M.	1974, 76, 77
Billingsley, Mickey	1970, 71, 72
Binnion, Scott	1986, 87
Biocic, Jerry	1969, 70, 71
Birdwell, Steve	2001, 02, 03, 04*
Birmingham, DeCori	2019
Bishop, La'Darrius	1932, 33
Black, Charles	1967, 68
Black, Bo	1964, 65, 66
Black, Joe	1924
Blackburn, Claud	1923, 24
Blackburn, Clifford	1901
Blackmer, D.	2019
Blair, Simeon	1910
Blakely, Gervis T.	1961
Blakely, Ronnie	1985, 86, 87, 88*
Bland, John	2004, 07
Bledsoe, Fred	1969
Blevins, Paul	1903, 04
Bloom, John R.	1899
Boatwright, William	1976, 77, 78
Bobo, Donny	1932, 33
Boepple, Emil	1951, 52, 53
Bogard, Jerry	1919
Bohanon, Alex	1940, 41



JAKE BEQUETTE lettered from 2008-11 and was a team captain during his last three seasons. An All-SEC selection in 2010 and 2011, he finished his career with 126 tackles, including 31 for loss and 23.5 sacks.

Bokermann, Mark	2000, 01, 02, 03
Boles, John	1956, 57
Bolton, Andy	1973
Bonneau, Rob	1989
Bonner, Mark	2005, 06, 07
Booth, Marc	1991
Boozman, H.	1924, 25, 26*
Boozman, John	1971, 72
Boren, Phillip	1979, 81, 82, 83
Boschetti, Mike	1968, 69, 70*
Botkin, Kirk	1990, 91, 92, 93*
Bozware, David	1993
Boutwell, Dale	1956
Bowles, Darryl	1979, 80, 81, 82
Boyd, Bill	1964
Boyd, Cordale	2013, 14, 15
Boyd, Rakeem	2018, 19
Boydston, Brian	1997
Brabham, Danny	1960, 61, 62
Brace, Bill	1951
Bracken, Richard	2005
Bradford, Carl	1985, 86, 87
Bradford, Eddie	1952, 53, 54
Bradford, Eric	1985, 86, 87, 88
Bradford, Mike	1978, 80
Bradford, Vincent	1993, 94, 95, 96
Bradford, W.	1909, 10, 11, 12
Bradford, William	1921
Bradley, Freddie	1991
Bradley, Melvin	1996, 97, 98
Bradsher, Bobby	1971
Branch, Eric	1997, 98, 99
Branch, Jesse	1961, 62
Branch, Job	1984, 85
Brand, Mike	1971, 72
Brand, Rodger	1967, 68, 69*
Brand, Rodney	1988, 89, 90
Brandt, Jason	1983, 84
Brannon, Robert	1961, 62, 63
Brasher, Tommy	1963, 64, 65*
Braswell, Jackie	1894
Braswell, J.C.	1971, 72
Brawner, Jim	1994, 95
Bray, Don	1917, 18
Brazil, Ernest	2000, 01
Breeding, Sam	2009, 10, 11, 12
Breeding, Dylan	2010, 12
Brewer, Nick	1899
Briggs, Oscar Garner	1938, 39, 40
Britt, Maurice	1951
Britt, Tommy	1963, 65, 66
Brittenden, Jon	2007, 08, 09, 10
Broadway, Ramon	1973, 74, 75, 76

Brooks, Chris	1998, 99
Brooks Jr., Greg	2019
Brooks, Jermaine	1999, 00, 01
Brooks, John	1991
Brooks, Sam	1994, 96, 97
Brooks, William Bud	1952, 53, 54
Brothers, Richard	1985, 86, 87, 88
Brown, Anthony	2005, 06
Brown, Anthony W.	2014
Brown, Charlie	1974
Brown, Fred I.	1900, 01*
Brown, J.R.	1986, 87
Brown, Justin	1995, 96
Brown, Larry	1973, 75
Brown, Montaric	2018, 19
Brown, Pierre	2002, 03, 04, 05*
Brown, Russ	1995, 96, 97, 98
Brown, Spencer	1992, 93, 94, 95
Brown, Thomas	1978, 81, 82
Brown, Vann	1934, 35, 36
Brown, William Buddy	1948, 49, 50*
Browne, Leshon	1986
Browning, Eric	1989, 90, 91, 92
Bruick, Kevin	1985
Bryan, Cameron	2009, 12
Bryan, Frank	1910
Bryan, Lemuel B.	1901, 02*
Bryant, Larry Gunn	1983
Bryant, Thakkeus "Bam"	2002
Bryant, Trent	1977, 78, 79, 80
Bryant, Wesley	1961, 62, 63
Bua, Tony	2000, 01, 02, 03*
Buckalew, Hollis	1928, 29, 30*
Buckingham, Earl	1980, 81, 82
Buehner, Brian	2011, 12, 13
Bull, Scott	1972, 74, 75*
Bumpas, Dick	1968, 69, 70*
Burchfield, Mike	1977, 78, 79
Burks, Pete	1995, 96
Burks, Treyton	2019
Burleson, C.H.	1943
Burlingame, Mike	1977, 78, 79
Burleworth, Brandon	1995, 96, 97, 98*
Burnett, Bill	1968, 69, 70*
Burnett, Bobby	1964, 65*
Burnett, Tommy	1965, 66
Burns, Billy	1972, 73, 74*
Burns, Keith	1980, 81, 82
Burns, Olan	1954, 55, 56
Burris, Pat	1989, 90
Burstein, Matt	1999, 00
Burton, Freddy	2007, 08, 09, 10
Busby, Bo	1973, 74, 75, 76

Bush, Devin	2019
Butler, Richie	1999, 00, 01, 02*
Butler, Steve	1958, 59, 60*
Butz, Sam	1949
Bynum, Firmon	1940, 41
C	
Cain, Dustin	2010
Cain, Terrance	1988
Cain, Tim	1988
Calcagni, Mark	1984, 85
Calcagni, Ron	1975, 76, 77, 78*
Caldwell, Ravin	1982, 83, 84, 85
Caldwell, Tracy	1990, 91, 92, 93
Calloway, Chevin	2017
Calvin, Carlton	1991, 92, 93, 94
Cameron, Pat	1989, 90
Campbell, Charles	1915, 16
Campbell, Dean	1972
Campbell, Jason	2001
Campbell, Joe	1939
Campbell, Leon	1946, 47, 48, 49
Campbell, Louis	1970, 71, 72*
Campbell, Marcus	1994, 95, 96, 97
Campbell, Mike	1973, 74, 75*
Campbell, R. Roy	1894
Campbell, Steadman	2000, 01
Canada, Eugene Bud	1945, 46, 47, 48
Cantlope, Tracy	1992, 93, 94, 95
Cantrill, Austin	2016, 17, 18
Capps, Austin	2016, 17, 18, 19
Capshaw, Gary	1972
Carder, David	1957
Carlton, David	2001, 02, 03, 04
Carpenter, J.P.	1943
Carpenter, Lewis	1950, 51, 52
Carpenter, Preston	1953, 54, 55*
Carr, Daunte	2011, 12, 13, 14
Carroll, Ahmad "Batman"	2001, 02, 03
Carroll, J.J.	1915
Carson, Bill	1994, 95, 96, 97
Carter, Bill	1969, 70, 71
Carter, Bubba	1983
Carter, Damani	2015, 18
Carter, Elmo	1896, 97
Carter, Harry	1942, 46
Carter, Jan	1938, 39, 40
Carter, J.N.	1913
Caruthers, Ernie	1978
Castillo, Eric	1989
Castleberry, Mike	1983
Caston, Marvin	1996, 97, 98, 99
Catalon, Jalen	2019



ALL-TIME LETTERWINNERS

Cato, Daryl	1939, 40, 41*
Cauthron, Jim	1952, 53
Caver, Quinton	1997, 98, 99, 00
Cawood, Jim Brown	1894
Caveness, Ronnie	1962, 63, 64*
Ceaser, Caleb	2003
Centers, Donnie	1983, 85, 86
Chalene, Scott	1981, 83
Chalmers, Chris	1996, 97, 98, 99
Chambers, Anthony	1985, 86, 87, 88
Chambers, Joe	1929, 30, 32
Chapman, Johnson	1901, 02
Charpentier, Luke	2011, 12, 13, 14
Chatman, Tyrone	1990, 91, 92, 93*
Chavis, Malik	2019
Cherico, Tony	1984, 85, 86, 87*
Cherry, Mike	1993, 94
Cheyne, Bob	1973
Cheyne, Tommy	1973, 74, 75
Childress, Bob	1956, 57
Childress, Freddie	1985, 86, 87, 88
Childress, John	1959, 60, 61*
Childs, E.	1902
Childs, Greg	2008, 09, 10, 11
Childs, James L.	1904
Chinn, John	1932
Chipman, Marvin	1925, 26
Christenbury, Tom	1980, 81
Christian, Don	1955, 56, 57
Chukwuma, Chrys	1996, 97, 98, 99
Chunn, Del	1990
Cialone, Felice	1942
Cissell, Mickey	1960, 61
Clabom, Joe	1945, 48
Clark, Elbert	1900, 01, 02
Clark, Jack	1940, 41
Clark, Jessie	1981, 82*
Clark, Leon	1994
Clark, W.H.	1930
Clark, Zak	2000, 01
Clary, Ty	2017, 18, 19
Clavell, Marcus	1997
Clay, Billy	1960, 63
Clay, Charles	1975, 76, 77, 78
Clay, Collin	2019
Clayton, Michael R.	1957
Clenin, Shane	2018, 19
Cleveland, Ben	2006, 08, 09, 10
Cleveland, Jay	1986
Clinton, Chris	2002
Clyde, Steve	1977, 79, 80, 81
Coats, Jeff	1939, 40, 41
Cobbs, Cedric	1999, 01, 02, 03
Cochran, Maurice	1915, 16
Cody, Russell	1967, 68, 69
Coe, Michael	2003, 04, 05
Colbert, Cameron	2015, 16
Cole, Bob	1993
Cole, Charles	1956
Cole, George	1925, 26, 27
Cole, Johnny	1950, 51, 52
Cole, Nathan	1995, 96, 97, 98
Cole, Ray	1937, 38, 39*
Coleman, Eusell	1925, 26, 27*
Coleman, James W.	1916, 17, 18, 19*
Coleman, Richard	1968, 69
Coleman, Rod	2006, 07
Coleman, Sam	1921, 22, 23*, 24
Coleman, Tiquention	2013, 14
Coleman, Will	2012
Coley, DeAndre	2014, 15, 16, 17
Collier, Jimmy	1959, 60, 61
Collins, Alex	2013, 14, 15
Collins, Jared	2013, 14, 15, 16
Collins, Kirk	1988, 89, 90, 91*
Collins, Ronnie	1976
Collins, Shane	2002
Collins, Terrell	2018
Conger, Marvin	1944
Conley, Steve	1992, 93, 94, 95*
Connor, Paul	1965, 66, 67
Cook, Brey	2011, 12, 13, 14*
Cook, Grant	2008, 09, 10, 11
Cook, Jake	1913, 14
Cook, John D.	1954
Cooks, Mark	1995
Cooney, Anthony	1986, 87, 88, 89*
Cooney, Mike	1958
Cooper, David	1965, 66, 67
Cooper, D.J.	1996, 97, 98, 99
Cope, Larry	
Cope, Robert	1943, 44



JOE FERGUSON passed for 4,431 yards in three seasons from 1970-72.

Corbett, Lundy	1936
Cordell, Corkey	1970, 71
Cordelli, Mark	1986
Corgan, Charles	1923
Cornelius, Jared	2014, 15, 16, 17, 18
Cornelius, Jessie	1994, 95, 96
Cornish, Bryan	1991, 92, 93, 94
Corrotto, Leo	1933
Cory, A.B.	1894
Cory, Henry J.	1894
Cotton, Delano	1962
Cotton, Kotto	1991, 92, 93
Counce, Dale	1945, 46, 47
Courtney, J.G.	1898
Covington, Pete	1956
Cowan, D. Arthur	2012, 13
Cowger, James	1925, 26, 27
Cowins, Ben	1975, 76, 77, 78*
Cox, Curtis	1959, 60
Cox, David	1968, 69
Cox, Harold Earl	1943, 48
Cox, Harold Eugene	1952
Cox, James	1947
Cox, Steve	1971
Cox, Steve	1979, 80
Crabbaugh, Alfred J.	1921, 22, 23
Crabbaugh, Quentin	1927, 28, 29
Crafton, James	1947, 48
Craig, Reggie	1972, 73, 74
Craig, Tim	2000
Crawford, Danny	1973, 74
Crawford, Elbert	1986, 87, 88, 89*
Crawford, Kerry	1985, 86, 87, 88
Crawford, London	2006, 07, 08, 09
Creekmore, Steve	1908, 09, 10*
Creighton, Milan	1928, 29, 30*
Crim, Rudell	2009, 10
Criswell, Oliver	1933, 34
Crockett, Patrick	1989, 90
Crockett, Bobby	1963, 64, 65*
Cross, Bob	1950
Cross, Gary	2017, 18
Crow, Olan	1945
Crowder, Tom	2001, 02, 03
Crowley, L.G.	1896
Culpepper, Oren	1954, 55, 56
Culwell, J.D.	1904, 05, 06, 07
Cunningham, Dick	1964, 65, 66
Cunningham, Myron	2019
Curl, Kamren	2017, 18, 19
Curry, Ken	1970
Curtis, DeAnthony	2008, 09, 10, 11
Curtis, Jordan	2018, 19
Cypert, Boyd	1910, 11, 12

D	
D'Appollonio, Alan	2011, 12, 13, 14
Dacus, Weston	2004, 05, 06, 07*
Daily, Adam	1999, 00
Daily, Marvin	1973, 74, 75

Dale, Jack	1928, 29, 30
Dalton, Dallas	1950
Dalton, Nate	2017, 18
Dameron, Kim	1979, 80, 81, 82
Danenbauer, Marcus	2015
Daniel, Charles	1963, 64*
Danielowicz, Mark	1984, 85
Darr, Earl	1929, 30, 31
Daugherty, Ray	1947
Davenport, Joe Dean	1996, 97, 98, 99
Davenport, Scott	2000, 01, 02, 03
Daves, Joe Paul	1966, 67
David, Richard	1990, 91, 92
Davidson, Gene	1915, 16, 17*, 18, 19
Davie, Andrew	2006, 07, 08
Davis, Adrian	2006, 07, 08, 09
Davis, Alfred	2009, 10, 11, 12*
Davis, Curt	1998, 99, 00, 01*
Davis, Elijah	1973, 74, 75, 76
Davis, Isaac	1990, 91, 92, 93
Davis, Jeff	1991
Davis, Jeremy	2004, 06, 07, 08
Davis, Knile	2009, 10, 12*
Davis, Mike	1971, 72
Davis, Vincent	1991
Davis, Wendel	2006, 07, 08, 09
Davis, William Jake	1946, 49
Davis, Raymond L.	1907, 08, 09, 10
Davis, Walter	1943
Deacon, Adam	2014
Deacon, Tyler	2011, 12
Dean, Brian	1999
Dean, Demetrius	2012
Dean, DJ	2013, 14, 15, 16
Deason, Jess	1955
DeBorde, Skipper	1971
Decker, Robert	2016, 17
Delco, Del	1992, 93, 95
Delmanego, Frank	1941, 42
Deloney, Ernest D.	1905
Derby, AJ	2013, 14
Derry, Lee	1923, 24
De Salvo, Henry	1947
Dew, Robert	1969
Dew, Tommy	1967, 68, 69
Dewey, Mark	1978, 79
Dhonau, Lloyd	1925, 26
Dick, Casey	2005, 06, 07, 08*
Dick, Nathan	2008
Dickerson, Kyle	2002, 03, 04, 05*
Dickerson Jr., Ron	1989, 90, 91, 92
Dickey, David	1966, 67, 68
Dickson, Earnest	1907, 08
Dickson, Enos H.	1906
Dicus, Chuck	1968, 69, 70
Dingler, Lamar	1943*, 44*
Dixon, Arrion	2001, 02, 03, 04*
Dixon, Tommy	1967, 68
Dodson, Matt	2016
Dodson, Tony	1999

Dominguez, Ray	2007, 08, 09, 10
Donaldson, John	1935, 37
Donathan, Jay	1955, 56, 57*
Donathan, Jeff	1926, 27
Donoho, Tommy	1944
Dossey, Jerry	1967, 68, 69
Doughty, Dan	2002, 03
Douglas, Freddie	1972, 73, 74, 75
Douglas, Mark	1979, 80, 81, 82
Douglas, Steve	1979, 80, 81
Douglass, Bill	1965
Downey, Tim	1973
Drake, Randy	1972, 73, 74
Drover, W.H.	1910, 11
Drummonds, Lamar	1957
Dubs, Ford	1913, 15
Duckworth, Bobby	1977, 78, 79, 80
Dudley, David	1983, 84, 85, 86
Dudley, Paul	1959, 61
Duffy, Richard	1984
Dugan, Joe	1949
Duke, Alvin C.	1946, 47, 48, 49*
Dumas, Sammy	1951, 52
Dunagin, Sean	1980
Duncan, William Robert	1953
Dunkelgod, Dennis	1973
Durmon, John	2008, 09

E	
Eakin, Kay	1937, 38, 39*
Eason, Alcuin P.	1902, 03, 04
Eason, Darrel	1980, 84
East, Jack	1922
Eckert, George	1948, 49, 50*
Eckwood, Jerry	1975, 76, 78
Edmonds, Bobby Joe	1983, 84, 85
Edmondson, Jim	1930, 31, 32
Edwards, Deon	2018, 19
Edwards, Fred	1969, 70
Edwards, George	1957
Edwards, Kendrick	2014
Edwards, Ross	1917
Edwards, T.A.	1895, 96
Egan, Bob	1950
Eichler, John	1967, 68, 69
Eldson, Gus	1932, 33, 34
Ellington, T.E.	1905, 06, 07, 08, 09
Elliott, Jim	1977, 78, 79, 80
Elliott, Marcus	1982, 83, 84*
Ellis, Brooks	2013, 14, 15*, 16*
Ellis, William Y.	1900, 01
Ellison, Lance	1991, 92, 93, 94
Elton, Murry	1951, 52
Emert, Nathan	2007
Emrich, Matt	2013, 14, 15, 16
Epp, Marlin	1958, 59, 60
Erwin, J.L. Buzz	1968
Erwin, Judson L.	1930, 31, 32
Estes, Benny	1965
Estes, Dan	1908, 10, 11*, 13
Ettinger, Jack	1971, 72, 73*
Eubanks, Anthony	1994, 95, 96, 97*
Eugene Jr., Dwayne	2014, 15, 16, 17
Evans, Caleb	2009
Evans, Denzell	2014, 15
Evans, Hoover	1960, 61, 62
Evans, Kevin	1976, 78, 79, 80
Ewart, James B.	1917, 19, 20

F	
Fairchild, Freddie	2005, 07
Farr, Ryan	2011
Farrell, Robert	1976, 77, 78, 79
Faulkinberry, Charles	1952
Faurot, Ron	1980, 81, 82, 83*
Felton, Robert	2004, 05, 06, 07
Fenton, Aaron	2008
Ferguson, Jerry	1956, 57
Ferguson, Joe	1970, 71, 72
Ferguson, John	1948, 49
Ferguson, Pedro	1957
Fergusson, John Bubba	1960
Field, Bobby	1968, 69, 70
Fields, Johnny	1959, 60
Fields, Milton	1980, 81, 82, 83
Fillmore, Sedric	1986
Finch, James	1962, 63, 64*
Finney, Tom	1930
Fischel, Frank	1949, 50, 51
Fish, Reggie	2005, 06, 07, 09
Fishback, Herbert	1894, 95*, 96*, 97*
Fisher Jr., Kelvin	2012

Fleming, Bert R.	1907, 08, 09
Fletcher, Marion	1936, 37, 38
Fletcher, Reed	1913
Floor, Ben	1987, 88, 90
Flores, Shon	1989, 90
Flowers, Jeromy	1996, 97, 98, 99
Flowers, Trey	2011, 12, 13, 14*
Floyd, Cornelius	2014, 15
Flynn, Austin	2012
Foliart, Josh	2000, 01
Fong, John	1958
Ford, Elton	2008, 09, 10, 11
Ford, Henry	1943, 44, 45*, 46
Ford, Henry	1990, 91, 92, 93
Ford, Jerry	1954, 56, 57
Foreman, Jim	1953
Foreman, Marshall	1984, 85, 86
Forrest, Micheal	1975, 76, 77, 78
Forrester, William Ron	1952, 53
Forsythe, Charles	1945
Forte, Elston	2005, 06, 07, 08
Forte, Ike	1974, 75*
Forte, Robert	1940, 41, 42*
Forte, Rod	1984, 85
Foster, Barry	1987, 88, 89
Foucha, Joseph	2018, 19
Fowler, Aubrey	1946, 47
Fowler, Tommy	1961
Franklin, Bill	1946, 47
Franklin, Jerry	2008, 09, 10*, 11*
Franklin, Kenny	1986
Franklin, Luther	1982, 83, 84, 85
Frappia, L.A.	1915
Frazier, E.H.	1912, 15
Freeland, Stuart	1971, 72
Freeman, Grant	2008, 09, 10, 11
Freeman, Reggie	1975, 76, 77
Freeman, Stan	1978, 79
Freeman, William A.	1897, 98, 99, 00
French, Keith	1971
Friebberger, John	1938, 39, 40
Froholdt, Hjalte	2015, 16, 17, 18*
Fryer, Jimmy	1970
Fuchs, Rolland	1973, 74, 75
Fulbright, Bill	1921, 22, 23, 24
Fulbright, Jack	1918
Fulcher, Don	1975, 76
Fulcher, Ron	1973, 74, 75
Fuller, Bill	1953, 54, 55
Fuller, Dick	1970
Fulton, Earl	1933
Furo, Sammy	1949, 50
Futrell, Byron	1923, 24

G	
Gaines, Rohan	2012, 13, 14, 15
Gallon, Jimarr	2001, 02
Galloway, Bob	1976
Galloway, Neal	1981, 82
Garber, Russ	1969, 70, 71
Garcia, Desmond	1999, 00
Gardiner, Karch	2019
Gardner, Carnall	1927, 28, 29
Gardner, Ellis	1934
Gardner, Gerald	1958, 59
Garner, Lynn	1967, 68, 69
Garner, Nate	2004, 05, 06, 07
Garner, Randy	1997, 98, 99, 00
Garlington, Tom	1951, 52
Garrett, Dean	1959, 60, 61
Garrett, Grant	1995, 96, 97, 98*
Garrett, Wayne	1955
Garrison, Greg	1981, 82, 83, 84
Gatson, Carlos	1988
Gatson, Greg	2010, 11
Gatson, Greg	1982, 83, 84, 85
Gaston, James	1959, 60
Gels, Clarence	1927, 28, 29*
Geiser, Elvin O.	1932, 33, 34
Geitner, John	1999, 00
Gentry, Williams	1926
Geoghagen, Danny	1968
Gerald, Dorian	2018, 19
Gervasi, Ray	2012, 13
Gibbs, Melvin	1964, 65, 66
Gibson, Johnny	2016, 17, 18
Gifford, Todd	1988, 89, 90
Gilbert, Tyler	2011
Gilbow, Billy	1956, 57, 58
Gilbow, Matt	2004
Gilliam, Bobby	1953, 54, 55
Gilmore, George	1935, 36, 37



ALL-TIME LETTERWINNERS

Ginn, Charles	1980, 81, 82
Ginn, Tom	1976, 78, 79
Glover, Steve	1972
Goff, Jeff	1978, 79, 80, 81
Gold, Paul	1917, 18*
Golden, Colby	
Goode, Brett	2003, 04, 05, 06
Goodman, John Ed	1983
Gordan, David	2009
Gordon, Minor	1916
Gordon, Nathan	1936, 37
Gorton, Drew	2015
Gotto, Bill	1971, 73
Grabel, Kent	1921
Gragg, Chris	2008, 10, 11, 12
Gragg, Will	2017
Gramlich, Billy	1960
Grant, Michael	2004, 05, 06, 07
Graves, Cecil Buster	1951, 52, 53
Gray, Bill	1962, 63, 64*
Gray, Cord	2006, 08
Gray, Kenneth	1949
Gray, Oscar	1992, 93, 95
Grayson, Wade	2007, 08, 09, 10
Green, Broderick	2009, 10, 11
Green, Jared	2011, 12
Green, Jerry	1958, 59
Green, Orlando	1998, 99, 00
Green, Robert	1941, 42
Greenlaw, Dre	2015, 16, 17, 18*
Greenwell, Lynn	1958
Gregory, Chip	2007
Gregory, Eric	2019
Griffin, Mike	1970, 71, 72
Griffin, Robert	1949, 50, 51
Grizzle, Jim	1961, 62, 63*
Grooms, Richard	1988
Grove, Quinn	1987, 88, 89, 90*
Guest, Gordon	1963
Guidry, Briston	2017, 18
Guillot, David	1984
Gullett, Ryan	2003
Gunderson, Blake	2011
Gunn, David	1986
Gunn, Johnson	1952
Gunnell, G.W.	1986
Gunter, Grayson	2016, 18, 19
Guyne, W.M.	1910, 11

H	
Hackett, Khalia	2014, 15, 16
Haden, Jack	1933, 34, 35
Hagan, Chester Earl	1933
Hager, James	1946
Hale, Harver	1915, 16
Hale, Ryan	1995, 96, 97, 98*
Hales, Mike	1962
Hall, Carlos	1998, 99, 00, 01*
Hall, DeAnthony	1995, 96
Hall, George	1978, 79, 80, 81
Hall, Jake	2016, 17
Hall, Reggie	1985, 86, 87, 88
Hallum, Charles	1951, 52, 53
Halstead, Glenn	1944, 49
Ham, H.H.	1897, 99
Hamberg, Harold	1940
Hamberg, Walter	1938, 39
Hamilton, Cobi	2009, 10, 11, 12
Hamilton, Ed	1946, 48
Hamilton, Hartford	1965, 66, 67*
Hamilton, Norman	1922, 23, 24
Hamilton, Ray	1935, 36, 37
Hamilton, Sparky	1999, 00, 01, 02*
Hamlin, Ken	2000, 01, 02
Hammers, Ronnie	1968, 69, 70
Hammonds, T.J.	2016, 17, 19
Hampton, Dan	1975, 76, 77, 78
Hampton, Harvey	1973, 74, 75, 76
Hampton, Robby	1999, 00
Hampton, William	1975, 76, 77, 78
Hanes, Bob	1965
Hanner, Dave	1949, 50, 51*
Hannah, Jackson	2017
Hansard, Harry	1920, 21, 22
Hardin, T.H.	1915, 16, 17, 18
Hardwick, Richard	1964
Harmon, Neil	1927
Harnish, Roger	1969, 70
Harper, David	
Harper, Harb	1912
Harper, LaSalle	1987, 88
Harper, Jeremiah	1997, 98, 99, 00

Harrell, Chase	2018, 19
Harrell, Gary	1967
Harrell, Derrick	1995
Harrell, Jeremy	2003, 04, 05, 06
Harrington, Leroy	1921, 22
Harris, Albert	1986, 87, 89, 90
Harris, Alex	1995, 96, 97
Harris, Bret	2008, 09, 11
Harris, Corey G.	2000, 01
Harris, DeJon	2016, 17, 18*, 19*
Harris, Elliott	2001, 02, 03, 04
Harris, Harold	1998, 99, 01
Harris, Jamel	1996, 97, 98, 99
Harris, Josh	2015, 16
Harris, Leotis	1974, 75, 76, 77*
Harris, Matt	2008, 09
Harris, Mike	1981, 82, 83
Harris, Muskie	1973, 74, 76, 77
Harris, Steven	2000, 01, 03, 04*
Harris, Tommy	1972, 73, 74, 75
Harris, Wayne	1958, 59, 60*
Harrison, Charles D.	1898, 99, 00
Harrison, Galloway C.	1911
Harrison, Marcus	2004, 05, 06, 07*
Harrison, Ralph	1925, 26
Harrison, William Ringold	1919
Harriss, Al	1934
Harshaw, JuJu	1987, 88, 89
Hartfield, Eddie	1973
Harvell, Don	
Harvell, Gary	1967
Hatcher, Keon	2012, 13, 14, 16
Hatfield, Dick	1962, 63, 64*
Hatfield, Ken	1962, 63, 64*
Haun, Bobby	1982, 83
Hawkins, Eric	2013, 14, 15
Hawkins, Wayman	1974, 75
Hay, Bruce	1976, 77, 78
Hayden, Chase	2017, 18, 19
Hayden, Kenneth	1940, 41
Hayden, W.W.	1894
Hayes, Bob	1957
Hayes, Orin	1928, 29, 30
Hayes, Phillip	1994, 95, 96
Hayes, Rockie	1982
Hayfrown, Kwaku	2001
Haynes, Bratton	1940, 41
Haynes, David	1980
Haynie, Bracy	1921, 22
Hays, Dylan	2017
Hebert, Dexter	1993, 95
Hedgepeth, Steve	1971, 72, 73*
Hedlund, Cole	2015, 16, 17
Heim, Steve	1975, 76, 77
Henderson, Charles	1914
Henderson, Dematt	1899, 00
Henderson, Ed	1948
Henderson, Gerald	1956
Henderson, Mark	1997
Henderson, Paul	1958, 59, 60
Hendren, Mike	1967, 69
Henry, Cliff	1979, 80, 81
Henry, Hayden	2017, 18, 19
Henry, Hudson	2019
Henry, Hunter	2013, 14, 15
Henry, Joseph	2009
Henry, Mark	1988, 89, 90, 91*
Henry, Michael	1995, 96, 97
Henry, Nathan	2001
Henry, Tyrone	1994, 95
Henson, David	1987
Henson, John	2012, 14
Henson, Harold Elgin	1945, 47, 48
Heringer, Al	1995, 97, 98
Herman, Chuck	1977, 78, 79
Hermann, Troy	1957
Herndon, Javontee	2010, 11, 12, 13
Hewitt, Matt	2006, 07
Hickey, Howard	1938, 39, 40*
Hickey, P.J.	2004
Hicks, Anthony	1993, 94, 95, 96
Hicks, Ben	2019
Hicks, Jared	2002, 03, 04, 05
Higgins, Mike	1994
Highsmith, Alonzo	2011, 12*
Hilburn, Sam	1962
Hile, Kevin	1994
Hill, J.W.	1903
Hill, Madre	1994, 95, 96*
Hill, Tom	1984, 85
Hill, Wade	1991
Hillis, Peyton	2004, 05, 06, 07

Hines, Glen Ray	1963, 64, 65*
Hines, Glen Ray	1989, 90
Hines, Will	2012, 13
Hinson, Dock Newton	1918
Hinton, L.E. Percy	1910, 11, 12*
Hirschfield, Hal	1973
Hix, Billy	1948, 49
Hixson, Guy	1907, 08, 09
Hobbs, Gary	1998
Hobbs, Wilburn D.	1898, 99
Hocker, Zach	2010, 11, 12, 13
Hockersmith, Glen	1967, 68
Hockersmith, Steve	1969
Hodge, DeMarcus	2012, 13, 14, 15
Hodge, Jim	1970, 71, 72*
Hoehn, Steve	1965, 66, 67
Hoffman, John	1945, 46
Hogan, Brad	1993
Hogan, Floyd	1973, 74
Hogue, David	1969, 70, 71*
Hogue, Larry	1950, 51, 52
Holderby, R.H.	1920
Holland, Kenneth	1946, 47
Hollander, Jim	1958, 59
Hollingsworth, Mark	1971, 72
Hollister, Cody	2014, 15, 16
Holloway, Derek	1980, 81, 82
Holloway, Judson	2002
Holly, Zeylon	1940
Holmes, Brandon	2000, 01, 02, 03
Holmes, Nate	2012
Holmes, O. Wendell	1928, 30, 31
Holmes, Price	2012, 13
Holmes, Tony	1986, 87
Holt, Jack	1935, 36, 37
Holthoff, Corky	
Hooper, Tommy	1968
Hopkins, Terry	1969, 70
Hopper, Tom	1969, 70
Hopson, E.E.	1906
Horne, Greg	1983, 84, 85, 86
Horne, John	1984
Horsfall, Frank	1895, 96, 97
Horton, Don	1955, 57, 58
Horton, Harold	1960, 61*
Horton, Julian	2010, 11, 12, 13
Horton, Tim	1986, 87, 88, 89*
Houfex, Keith	1979, 80*
House, Raymond	2000, 01, 02*
Houston, Chris	2004, 05, 06
Houston, Rex	1930
Howard, DeArrius	2002, 03, 04, 05
Howard, Dexter	1991, 92, 93
Howard, Gerald	1998, 00, 01, 02
Howard, Gary	1961, 62, 63
Howard, Jim	1977, 78, 79*
Howard, Shadrick	1989
Howell, Jim Lee	1933, 34, 35
Hubbell, Webb	1967, 68
Huckeba, Jeb	2001, 02, 03, 04*
Hudson, Bryan	1994
Hudson, Steve	1988, 89, 90
Huffman, Bo	1957
Hughes, Howard	1947, 48
Hughes, Max	1980
Humphrey, Maudrecus	2010, 11
Hunt, Jackie	1962, 63
Hunter, Billy	1936
Hunter, Chris	1986, 87, 88, 89
Huntley, Bruce W.	1911, 12
Huntley, P.C.	1908, 09, 10, 11
Hurd, David	2012, 13
Hust, A.S.	1898
Hutton, Counts	1904, 05
Hyatt, Daulton	2018
Hyatt, Robert F.	1906

I	
Ihrle, Mike	1982, 84
Ireland, Darwin	1990, 91, 92*, 93
Irwin, Clark	2007
Irwin, Clark	1971, 72
Irwin, Jim	1971, 72
Irwin, Judson	1932*
Irwin, Terry	1974
Irwin-Hill, Sam	2013, 14

J	
Jackson, Aaron	1986, 88, 89, 90
Jackson, Alfred	1991, 92, 93
Jackson, Bijon	2014, 15, 16, 17
Jackson, Carl	1943



A four-year starting quarterback, **QUINN GROVEY** threw 18 touchdowns as a senior captain in 1990.

Jackson, Colton	2016, 17, 18, 19
Jackson, Ed	1979, 80, 81, 82
Jackson, Enoch	2019
Jackson, E.D.	1989, 90, 91, 92*
Jackson, Eddie	2000, 01, 02, 03
Jackson, Elmer	1946, 47
Jackson, Farod	2004, 05, 06, 07
Jackson, John	2002, 03, 04
Jackson, Keith	2003, 04, 05, 06*
Jackson, Kendrick	2015, 16, 17, 18
Jackson, Koilan	2018, 19
Jackson, Larry	1976, 77, 78*
Jackson, Marvin	2001, 03
Jackson, Nick	1995
Jackson, O.C.	1976, 77, 78
Jackson, Tarvaris	2002
Jackson, T.O.	2019
Jacobs, Mike	1968
Jamerson, Charlie	1919, 20, 21
James, Bruce	1968, 69, 70
James, Dennis	1971, 72
James, Frank D.	1894, 96, 99
James, Michael	1989, 90, 91
Japp, Gus	1924, 25, 26
Jarvis, Hunter	2011
Jasper, Glen	2006
Jean-Baptiste, Alexy	2018
Jefferies, Elrod B.	1934, 35
Jeffers, Solomon L.	1897
Jefferson, Cameron	2014
Jefferson, K.J.	2019
Jefferson, Mike	1997
Jeffery, Tony	1991, 92
Jenkins, John	1971
Jenkins, J.R.	1984
Jenkins, Mike	1999
Jernigan, Hugh	1978, 79, 80
Jett, William	1904, 05*
John, Jim	1961, 62, 63
Johnson, Blake	2017, 18
Johnson, Carl	1991, 92, 94, 95
Johnson, Charles	1943, 44
Johnson, Cordale	1992, 94
Johnson, Curtis	1988
Johnson, David	1974
Johnson, Dennis	2008, 09, 11, 12
Johnson, Derrick	1998, 99
Johnson, Hayden	2016, 17, 18, 19
Johnson, James	2002
Johnson, Jimmy	1962, 63, 64*
Johnson, Joe	1985, 86, 87, 88
Johnson, John	2003, 04, 05, 06
Johnson, Lee	1964, 65, 66
Johnson, Lewis	1931, 32, 33*
Johnson, Marius	1992, 93, 94, 95

Johnson, Rashaad	2007
Johnson, Ray Lee	1990, 91
Johnson, Robert	2004, 05, 06, 07*
Johnson, Robert	1935
Johnson, Shadrick	2005, 06, 07, 08
Johnson, Taiwan	2014, 15, 16
Johnson, Virgil	1941, 42
Johnson, Willie	1991, 92, 93, 94*
Jones, Alvin	1965, 66, 67
Jones, Austin	2012, 13
Jones, Ben	1942, 43*
Jones, Byran	2010, 11, 12, 13
Jones, Carroll	1944
Jones, Chadd	1997
Jones, Charles	1982
Jones, Chris	2014, 15, 16
Jones, David P.	1941, 42
Jones, DeQuinta	2009, 10, 11, 12
Jones, Felix	2005, 06, 07
Jones, Guy	1964, 65
Jones, Harry	1964, 65, 66
Jones, Herschel	1952
Jones, Jamie	1971
Jones, Jerry	1962, 63, 64*
Jones, Jeryl	1983, 84, 85
Jones, J.J.	1996, 97, 98, 00
Jones, John Stephen	2018, 19
Jones, Jordan	2017, 18
Jones, Matt	2001, 02, 03, 04*
Jones, Meredith	1941, 42
Jones, Nathan	1981, 82, 83, 84
Jones, Patrick	2007, 08, 09, 10
Jones, Ricky	1982
Jones, Ronnie	1969, 70, 71*
Jones, Steve	1971
Jones, Steve	1984, 85, 86, 87
Jones, Todd	1987, 88
Jones, Tom	1979, 80, 81, 82
Jones, Tommy	1991
Jordan, Clark	1932, 33, 34
Jordan, George	1932, 33
Jordan, George	1958
Jordan, Ivan	1972, 73, 74, 75
Jordan, Jim	1968
Jordan, Mike	1964, 65, 66
Jurecka, Mike	1975
Jurney, Bill	1950, 51

K	
Kaiser, Earl	1952
Karr, Elwin	1931
Kauffman, Charlie	
Keaton, Byron	2016
Keen, Allen	1935, 36
Keith, Lee	1991



ALL-TIME LETTERWINNERS

Kelleybrew, Kaelon	2012
Kelley, Cole	2017, 18
Kelly, M. LeRoy	1929, 30, 31
Kelly, Owen	1989, 90, 91, 92*
Kelly, Randy	2004, 05, 06
Kelly-Thomas, Darrell	2012
Kelson, Mike	1969, 70, 71*
Kempf, Kevin	1992
Kennedy, Bill	1970, 71
Kennedy, Brandon	2002, 03, 04, 05*
Kennedy, Kenoy	1996, 97, 98, 99*
Kennedy, Kerry	1990, 91, 92
Kenney, James S.	1913, 14
Kent, Delancey	1996, 97, 98, 99
Kerby, Kent	1927, 28
Kern, Blake	2018, 19
Kersey, Rick	1968, 69, 70
Kessinger, Jim	1984, 86, 87
Kestner, Troy	1991, 92
Ketcher, William	1966, 67
Keyes, Morgan	1997
Keyser, Dick	1953
Kidd, Carl	1993, 94
Kidd, Keith	1981, 82, 83
Kilbourn, Rex	1921, 22
Kilgore, Larry	1970, 71
King, Bobby	1982, 83
King, Cyrus	1924
King, Lee	1972, 73, 74
King, Les	1977
King, Steve	1972
Kingsby, Jim	1982
Kinnebrew, Chris	1992, 93, 94
Kinyo, John	1989
Kirby, Chris	1990, 91
Kirek, Paul	1979
Kirkland, Denver	2013, 14, 15
Kirkland, Mike	1972, 73, 74, 75
Knapp, Trent	1992, 93, 94
Knox, Trey	2019
Kobel, Raleigh	1894
Kobza, Marty	1982
Koch, Greg	1973, 74, 75, 76
Koehler, Reeve	2015
Koib, Jim	1954
Kolenda, Greg	1976, 77, 78, 79
Korte, Steve	1981, 82
Kraus, Jack	2015, 16, 17
Kyle, Winton	1929, 30
Kyser, Billy	1957, 58, 59

L	
Lackey, Greg	1968
Lacy, Bo	2001, 02, 03*
LaFarge, Richard	1973, 74, 75
LaForge, Ralph	1932, 33, 34
LaFrance, Giovanni	2018
Lahay, Bruce	1978, 79, 81
Lairmore, Chad	
Lairmore, F.G.	1938
Lake, Howard	1933, 34
Lake, Jarrett	2010, 11, 12, 13
Lalman, Ed	1936, 37
Lamb, Jerry	1962, 63, 64*
Lambert, Eugene	1927, 28
Lambright, Frank	1944, 47, 48
Lancaster, Sacha	1998, 99, 00, 01
Lancelot, John	1957
Lane, Calvin	1944, 45
Langston, James	
Langston, Tim	1960, 61, 62
Lashley, David	1951, 52, 53
Lasker, Greg	1982, 83, 84, 85*
Latham, Brady	2019
Latourette, Todd	1995, 96, 97, 98
Lawhorn, Jay	1940, 41, 42
Leandre, Walner	2007, 08
Ledbetter, Homer	1929, 30, 31
Ledbetter, Jeremiah	2015, 16
Lee, Mark	1981, 82, 83, 84*
Lemond, Martin	1976
Lenz, Bill	1985
Leon, Anthony	2009, 10
Letsinger, Leslie	1958, 59, 60
Leverett, Charles D.	1906
Leverett, G.V.	1914
Levine, M.H.	
Lewis, Brandon	2013, 14, 15, 16
Lewis, Garrett	2003
Lewis, Mark	1974, 75, 77
Lewis, Robert	1969
Liddell, Josh	2014, 15, 16, 17

Limmer, Beaux	2019
Limpert, Connor	2016, 17, 18, 19
Lindsey, Jack	2018, 19
Lindsey, Jim	1963, 64, 65*
Lindsey, Lyndy	1988, 89, 90, 91
Lindsey, Marvin	1943
Lindsey, Wright	1894*
Linebarrier, Bob	1951, 52
Linebarrier, Chester	1949
Lineberger, Jerry	1960, 61, 62
Lineberger, Phil	1966
Linton, Morgan	2012, 13
Lisko, Frankie	1983, 84
Little, Emmett	1900, 01
Little, Steve	1974, 75, 76, 77*
Lively, Bill	1971
Lively, Charles	1942, 46, 47
Lloyd, Odie	1985, 86, 87, 88*
Lockhart, Tony	1998
Locke, Birt	1977, 78, 79
Loewen, Mitchell	2012, 13, 14, 15
Logan, Cedric	2005
Loggains, Dowell	2001, 02, 03, 04
Logsdon, Robert	1950
Logue, Donald	1949, 50
London, Jack	1963
Long, Francis	1952
Long, Gordon	1944, 46, 47, 48
Long, Jim	1972
Long, Scott	1989, 90, 91, 92
Looney, Stacy	1947, 49
Loudermilk, Hubert	1996, 97, 98, 99
Loudemilk, J.W.	1952
Love, DeMarcus	2007, 08, 09* 10*
Love, Jamar	2005, 06, 07, 08*
Love, Jermaine	2007, 08, 09, 10
Lowe, Defonta	2012
Lowe, Glen	1970, 71, 72
Loy, Sam	2019
Lubker, Herman	1942, 46
Lucas, Anthony	1995, 97, 98, 99*
Lucas, Ryder	2015, 16, 17, 18
Lucky, Art	1975
Lueders, Jamie	1984, 85
Luigs, Jonathan	2005, 06, 07, 08*
Lunday, Kenneth	1935, 36
Lunney, Barry	1992, 93, 94, 95*
Lunney, John	1946, 47, 48, 49
Luplow, Billy	1958, 59*
Luplow, Rollie	1955, 56, 57
Lusby, Vaughn	1974, 76, 77, 78
Luther, Mark	2001
Lyons, Bill	1954, 55
Lyons, Floyd	1937, 38, 39

M	
Mabry, Jim	1986, 87, 88, 89
Mabry, Tom	1969, 70, 71
Madden, George	2018
Madison, Isaac	2007, 08, 10, 11
Mahan, Benji	1998
Mallet, James	1991
Mallett, Ryan	2009*, 10*
Malone, Michael	2002
Malone, Oscar	1992, 93, 94, 96
Manor, Brison	1973, 74
Marlow, Ronnie	1989
Maroney, Mickey	1965, 66
Marshall, Fred	1962, 63, 64
Marshall, Herbert	1951, 52
Marshall, Jonathan	2017, 18, 19
Marshall, Korliss	2013
Marshall, Matt	2009, 10, 11, 12
Marshall, Steven	1988
Marshall, Wayne	1942
Martin, Brandon	2017
Martin, Drew	1936, 37
Martin, E. G.	1897, 98*
Martin, Finis	1932
Martin, Herbert Ray	1959
Martin, Kenneth	
Martin, Lee	1912
Martin, Neal	1938
Martin, Neil	1954, 55, 56*
Martin, Patrick	1975, 76, 77
Martin, Robert	1934, 35, 36
Martin, Wayne	1985, 86, 87, 88
Mason, Darryl	1978, 79, 80, 81*
Mason, Myles	2018, 19
Mason, Ty	1988, 89, 90, 91
Massa, Kenn	1986
Massey, Mike	1976, 77, 78, 79

Massey, Shane	1986
Matheny, Ronald	1979, 80, 81
Matthews, Walter	1954, 55
Matthews, Wilson	1942
Mauldin, Travis	1965, 66
Maxwell, Bruce	1966, 68, 69*
May, Bill	1958
May, Pat	1967, 68
May, Russell	1910, 11, 12, 13*
Mayes, Jim	1962, 63
Mays, Dudley	1937, 38, 39
Mazza, Carl	1952
Mazzanti, Francis	1955
Mazzanti, Geno	1948, 49
Mazzanti, Jerry	1960, 61, 62
Mazzanti, Paul	1958
McAfee, Hal	1973, 74, 75*
McAndrews, Joe A.	1898, 00
McBride, Jared	2000
McCall, J.K.	1899
McClard, Bill	1969, 70, 71
McClellion, Jarques	2018, 19
McClure, D'Vone	2016, 18, 19
McClure, John	2014
McCollough, William	1922
McConkey, Homer	1921
McCoy, James	1987, 88, 89
McDaniel, Arthur J.	1894, 95, 96
McDonald, Gary	1957
McDaniel, Estes	1939, 40
McDougle, Carlus	1997, 98
McElvogue, Don	1966, 67
McEntire, Rusty	2003
McFadden, Darren	2005, 06, 07
McFadden, Gerald	1954, 55
McFain, Adam	2014, 16
McFarland, Terry	1970
McGaha, Melvin	1944, 46, 47*
McGaughey, Chris	1990
McGee, David	1983, 84, 85
McGill, J. Tate	1916, 19, 20*
McGill, Leighton	1925, 26
McGowan, James	1983
McHan, Lamar	1951, 52, 53
McIntosh, Ellis	1943
McKay, Mekale	2012
McKinney, Chuck	1974
McKinney, Davyon	2012, 13, 14, 15
McKinney, George	1959, 60, 61*
McKnelly, Tom	1962, 63, 64*
McLain, C.J.	1995, 96, 98
McLeod, George E.	1957
McMurray, Gerald	1981
McNair, Bill	1942
McNatt, Drew	
McNulty, Gordon	1968, 69
McPherson, Connor	2017
McQuay, Ken	1987, 88, 89
Meacham, Allen	1988, 89
Meadors, J.J.	1992, 93, 94, 95
Meadors, Johnnie	1974, 75, 76
Measel, John	1933, 34
Melton, Josh	1999, 00, 01, 02
Merrick, Jalen	2016, 17
Meyer, Percy B.	1899
Meyers, J.C.	1902, 03
Michael, Billy	1956, 57, 58*
Michael, Edward	1945
Milam, Charles	1943, 48, 49, 50
Miles, Wayne	1972
Miles-Nash, Colton	2009, 10, 11, 12
Milford, C.C.	1904, 05, 06, 07*, 08, 09
Miller, Caleb	2000, 01, 02, 03*
Miller, Carl	1982, 83, 84, 85
Miller, Chris	1995
Miller, Lucas	2006, 07, 08, 09
Miller, Marcus	2019
Miller, Mark	1973, 74, 75
Miller, Nick	1983, 84, 85*
Miller, Reid	2015, 16, 17
Miller, Richard	1927, 28, 29
Miller, Richey	1985, 86, 87, 88
Miller, Scott	1990
Mills, E.F.	1913
Minde, Josh	2008
Minor, James	1946, 47*
Minor, Keante	2011, 12
Miros, Greg	1985
Mistler, Mark	1981, 82, 83*
Mitcham, Marty	1977, 78, 79
Mitchel, Tevin	2011, 12, 13, 14
Mitchell, Brandon	2010, 11, 12



Over his three seasons, **JONATHAN WILLIAMS** racked up 2,321 yards on the ground, highlighted by nine 100-yard games, a 5.7 yards per rush average and 16 touchdowns.

Mitchell, Braylon	2011, 12, 13, 14
Mitchell, Bruce	1973, 74, 76
Mitchell, Damon	2015, 16
Mitchell, Ernest	2005, 06, 07, 08
Mitchell, James	1895, 96
Mitchell, Jerry	2010, 11, 12, 13
Mitchell, Monroe	1983
Mitchell, Verl	1992, 93, 94, 95
Mobra, Frank	1949
Moffitt, Mike	2007
Mohammed, Alfred	1978, 79, 81, 82
Mohr, Mike	1984
Monday, James	1984
Money, Shannon	1998, 99, 00, 01
Monk, Marcus	2004, 05, 06, 07*
Monroe, James	1956, 58, 59*
Montgomery, Bill	1968, 69, 70
Montgomery, Lloyd	1936, 37
Moody, Billy Joe	1960, 61, 62
Mook, Ed	1994
Moon, Phillip	1978, 79, 80
Moore, Billy	1960, 61, 62*
Moore, Charlie	1960, 61
Moore, Clarke	2002, 03, 04, 05
Moore, Derek	2004
Moore, George J.	1905
Moore, H. Dade	1894
Moore, Henry	1953, 54, 55*
Moore, James L.	1895
Moore, Jerry	1961
Moore, Jerry	1968, 69, 70
Moore, Jess	1903, 04*
Moore, Joe Faye	1927, 28, 29
Moore, Tommy	1961, 62, 63
Moody, Jerry	1965
Moody, Jim	1957, 58, 59
Moran, Jack	1965, 66
Moranz, George	1952
Morgan, Claud	1923
Morgan, Drew	2013, 14, 15, 16
Morgan, Grant	2017, 18, 19
Morgan, Tyler	2004, 05
Morreale, Rossi	1997, 98, 99
Morris, Jack	1970
Morris, James	1985, 87, 88
Morris, Teddy	1978, 79, 80, 81*
Morris, Tyson	2018, 19
Morrison, Matt	1972, 73, 74
Morrison, Pat	1968, 69, 70
Morrow, David G.	
Morrow, Ric	1975, 76
Mortensen, Alex	2005, 08
Morton, Dickey	1971, 72, 73*

Morton, Lock	1923
Moseley, Frank	1937, 38
Moseley, John	1972
Mosley, Bo	2000, 01, 02, 03
Mosley, Eddie	1995, 96
Mosier, Cody	1988, 91
Moss, Austin	2009
Moss, Jacob	2003
Moss, Ontraia	1996, 97, 98, 99
Muldrew, Correy	2000, 01
Mullins, Jim	1967, 68, 69
Mullins, T.C.	1904, 05
Mulrenin, Cass	1917
Munson, Derrick	2017, 18
Munson, Mike	1985
Murphy, Tom	1931, 32, 33
Murphy, Wes	2002, 03, 05, 06
Murray, Joe H.	1913
Murray, J.T.	1914
Mustain, Mitch	2006

N	
Nagy, Tony	1992, 94
Nalley, Chuck	1999, 00, 01, 02*
Nalley, Louis	1966, 67, 68
Nance, Jonathan	2017
Nations, Leslie	1931, 32
Neal, Aubrey	1938, 40, 41
Nealon, Richard	1950
Neely, Walter	1931
Nelson, Jerico	2008, 09, 10, 11*
Nelson, Saint	1996
Nelson, Walter	1971, 72
Nelson, Willis J.	1907, 08*, 09
Nero, Norman	1995, 96, 97, 98
Nesbit, Robert	1950
Nesbit, Gerald	1955, 56, 57*
Newby, Jack	1933, 34
Nicholas, Rhody	1943
Nichols, Cory	1995, 96, 97
Nichols, Bobby	1969, 70, 71*
Nichols, Isaiah	2019
Nichols, O.B.	1912
Nix, Austin	2019
Nix, Edsel	1951, 52, 53
Nix, John	1957
Nix, Robert	1964, 65*
Norman, Nathan	1996, 97, 98, 99
Norman, W.S.	1894
Northern, Buddy	
Norton, Delbert A.	1905
Norton, Jerrell	2006, 07, 09
Norwood, Gordon	1967, 68



ALL-TIME LETTERWINNERS



JIM LINDSEY helped the Razorbacks to an undefeated 11-0 record and a national championship in 1964. A team captain in 1965, he went on to a seven-year professional football career with the Minnesota Vikings in the National Football League playing for legendary Coach Bud Grant from 1966-72.

Norwood, Ray	1910
Nunnerly, Mike	1992, 93, 94, 95
Nutt, Danny	1984
Nutt, Houston	1976, 77

O	
O'Brien, Kelvin	1973, 74
O'Donohoe, Brennan	2000, 01, 02, 03
O'Grady, Chyenne	2017, 18, 19
O'Neal, Wesley	2001, 02
Oden, Anthony	2009
Okoli, Ramon	1993
Olajubutu, Sam	2003, 04, 05, 06*
Oliver, Chris	1990, 91, 92, 93
Ollison, Gady	2012, 13
Ollison, Tony	1987, 88, 89, 90
Olney, Lee S.	1903, 04, 05
Ordonez, Ish	1978, 79, 80
Orrick, C.E.	1907, 08, 09
Osborne, Pervis	2000, 02
Ousley, Carlos	2002, 03
Overby, Rogers	1955, 56
Owen, B.A.	1936, 37
Owenby, Tatum	2000, 01
Owens, Kerry	1985, 86, 87, 88*
Owens, Lewis F.	1896, 97, 98
Owens, W.B.	1938
Oxner, Seth	2008, 09, 10

P	
Painter, Zac	1995, 96, 97, 98
Paldino, Paul	1941, 42
Palmer, Courtney	1990
Palmer, L.L.	1905, 06
Papageorge, George	1948, 49
Parchman, O.D.	1913, 14
Parker, Andrew	2019
Parker, Curtis	1924, 25
Parker, Dudley	1975
Parker, Guy	1968, 69, 70
Parker, J.H.	1895
Parker, Mike	1962, 63*
Parker, Sam	1938, 39
Parker, Shelton	2000, 01, 02
Parker, Stephen	2004, 05, 06
Parks, Eric	1998
Parks, Limbo	1985, 86
Parks, Ray	1976

Parmer, Mike	1973, 75
Parodi, Nathan	2019
Parrish, Norm	1977
Parson, Gary	1968, 69
Patton, Jeremy	2017, 18
Payne, Kyle	2005
Peacock, Jason	2011, 12
Pearce, Max	1967, 68
Pearce, Howard	1940
Pearce, LeRoy	1954
Pearson, Bobby	1955
Pearson, Radale	2000
Peebles, Titus	2003, 04
Peavy, Dean	1990, 92, 93, 94
Pennington, Don	1948
Pense, Leon	1943, 44
Pensell, Larkus	1958
Perdue, Gordon	1917
Perdue, Monroe	1919
Perry, Caleb	2000, 02, 03
Perry, Gene	2003, 04
Perry, James	1993
Perry, Pat	1952
Perry, Stuart	1955, 56, 57
Perryman, S.S.	1898
Peters, Jason	2001, 02, 03
Peters, Jim	2000, 01
Peters, Otha	2012, 13
Peters, Raymond	1947, 48
Peterson, Skye	2004
Petry, Allen	1973, 74, 75
Petrus, Mitch	2005, 06, 07, 09
Petty, Jermaine	1999, 00, 01
Pettway, La'Michael	2016, 17, 18
Phillip, H.E.	1906, 07, 09, 10, 11
Phillips, Chief	1912
Phillips, Danny	1977, 78, 79, 80
Phillips, Harold Jiggs	1950
Phillips, Loyd	1964, 65, 66
Phillips, Mackenzie	1988, 89, 91
Phillips, Matthew	2018, 19
Phillips, M.R. Stanley	1907, 08, 09*
Phillips, Terry Don	1966, 68, 69
Phillips, Tyler	2016
Phillips, William H.	1930, 31, 32
Philon, Darius	2013, 14
Pickens, Billy	1951, 52, 53
Pickett, Daryal	1980, 81

Pickett, Ivan	1991, 92
Pierce, Bill	1980
Pierce, Mark	2001, 02, 03
Pinkston, Greg	1955, 56, 57
Pipkin, Joyce	1946*, 47
Pitner, Matt	1989, 90
Pitts, R.C.	1941
Plafcan, Cole	1994
Plunk, Jim	1997
Poff, A.A.	1912
Polk, Tommy	1961, 62
Pollard, J.W.	1895, 96
Pool, Bumper	2018, 19
Poole, Dedrick	2002, 04, 05
Poole, H.L. Ike	1933, 34, 35
Porter, David	2019
Potts, Thomas O.	1896
Powell, Cliff	1967, 68, 69*
Powell, William	1969
Powers, Ryan	2007, 08, 09, 10
Poydras, Marcellus	1999, 00, 01, 02
Prescott, Mark	1980
Pressley, Chase	2003, 05, 06
Preston, Doyle	1992, 93
Price, Jim	1963, 64
Price, John	1982
Price, Kerwin	1988, 89, 90, 91
Price, Donny	1973
Pritchard, Ross	1946, 47, 48, 50
Procter, Bobby	1953, 54*
Proud, Bryan	
Pruitt, Grant	1998
Pruett, John R.	1905
Pryor, Jerry	1992
Pryor, R. Dean	1950, 51, 52*
Ptak, James V.	1919
Pullen, James	1964
Pulley, Ryan	2015, 16, 18
Purifoy, Trey	2019
Putman, L.E.	1896

R	
Raether, Pete	1990, 91, 92
Ragland, H.S.	1901, 02, 03*
Ragnow, Frank	2014, 15, 16, 17*
Rainwater, Elmer	1922, 23
Ramey, Paul	1967
Ramirez, Paul	2017
Ramirez, Santos	2015, 16, 17*, 18*
Ramsay, Louis	1940, 41
Ramsey, Charles	1953
Ramsey, Randy	2014, 16, 17, 18
Randolph, Billy R.	1943
Rankin, Roxie	1943
Rasner, Ross	2009, 10, 11, 12
Ratcliff, E.M.	1912, 13
Raulerson, Jake	2016, 17
Rawlings, Ralph	1936, 37
Ray, Alvin	1998, 00
Ray, Herman	1934
Ray, Lance	2010
Reavis, David	1970, 71, 72
Reber, Kent	1981, 82, 83
Reed, Dominique	2015, 16
Reed, Don	1956
Reed, Jim Ed	1997, 99, 00
Reed, J.L.	1912
Reed, R.G.	1912
Reed, Robert	1994
Reed, Scott	1983
Reed, Tom	1970, 71, 72*
Rees, John Aaron	2005, 06, 07, 08
Rees, John	1968, 69, 70
Reginelli, Phillip	1951, 53
Reichardt, Chris	1914, 15, 16*
Reichert, James	1947, 48
Reid, Jim	1956
Reining, Mike	1976
Reith, Jerry	2002, 03
Renfro, Elza	1923
Reppond, Mike	1970, 71, 72
Reuter, Buddy	1958, 59
Revard, Ron	1971, 72
Reynolds, Bobby	1962
Reynolds, Matt	2016
Rhiddlehoover, Jon	1972, 73, 74
Rhodes, Danny	1971, 72, 73*
Rhyme, Jake O.	1912
Richard, Don	1947
Richard, Jack S.	1948, 50
Richardson, Ernie	1965
Richardson, Gabe	2018, 19

Richardson, Jon	1970, 71, 72
Richardson II, Kevin	2014, 15, 16, 17*, 18
Richardson, Lawrence	2001, 02, 03
Richardson, Matteredal	2004, 05, 06, 07*
Richardson, Rhett	2007, 08, 09, 10
Richardson, Richard	1979, 80, 81, 82*
Reiderer, Don	1948, 49, 50
Riley, Ozzie	1977, 78, 79
Rinehart, Jim	1949, 50, 51
Ritschel, Don	1956, 57, 58
Rivers, Scott	1994, 95, 96*
Robbins, Jack	1935, 36, 37*
Roberts, Odus	1937
Roberts, Theron	1946, 47, 49
Roberts, Wayland	1953, 54, 55
Robinson, Antwain	2005, 06, 07, 08
Robinson, Gary	1964*
Robinson, Jack	1929, 30, 31
Robinson, Lerinezo	2002, 03, 04, 05
Robinson, Michael	2003, 04
Robinson, Silas	2019
Roebuck, Gene	1958
Roesler, Karl	2014, 15, 16, 17
Rogers, Darren	2002, 03, 04
Rogers, Tommy H.	1894, 95
Rogers, William Buddy	1948, 49, 50
Rogers, Vandell	1922, 23, 24*
Rogers, Zach	2015, 16, 17
Rolen, Chad	1987, 88, 89, 90*
Roper, Bobby	1964, 65*
Roper, Gary	1974
Roper, Kyle	2002, 03, 04, 05*
Rose, Glen	1925, 26, 27
Ross, J.R.	1976, 77
Rossi, Luke	2015
Roth, Jim	1952, 53, 54*
Rouse, James	1985, 87, 88, 89
Rowland, Eckel	1949
Rownd, Ed	1971, 72, 73
Rucker, Choice	1933, 34, 35*
Rucker, Jeff	1924, 25
Rucker, Paul	1932, 34
Ruckers, Madison	1942
Rudasill, Bill	1983
Rudd, James T.	1912, 13, 14*, 15*
Ruggles, William A.	1900, 01, 02
Ruple, Ernest	1965, 66, 67*
Rusher, Gus	1969, 70, 71
Rushing, Gerald	1920, 21, 22
Rushing, Jack	1948, 49, 50
Russell, Derek	1987, 88, 89, 90
Russell, Randy	1989
Rutherford, R.P.	1895, 96
Rutledge, John	2000
Rystrom, Tom	1976

S	
Sadler, Dennis	1972
Sadler, Nelson	1927
Sadler, William P.	1914, 15
Sagley, Floyd	1951, 52, 53
Sailing, Lane	2015
Sain, Tommy	1964, 65
Saint, Mike	1970, 71, 72
Saint Pierre, Bob	1952
Sales, Roland	1977, 78, 79*
Saliba, Eddie	1937
Salley, Bryan	1979
Sallings, Max	1941, 42
Salters, Carlton	2007, 08, 09
Sampson, Howard	1974, 75, 76, 77*
Sanders, C.F.	1895
Sanders, Carrel	1917
Sanders, Curtis	1998, 99
Sanders, David	1994, 95, 96, 97
Sanders, Percy	1935, 36
Sandlin, Kenny	1998, 99, 00, 01*
Saunders, Chris	2015
Savage, Jeff	1992
Saxton, Jerry	1977, 78
Scanlon, Kevin	1978, 79
Scalet, Joe	1938
Scarborough, David	1941, 42
Schalchin, George	1912
Schaufele, Louis	1948, 49, 50
Schaufele, Mike	1967
Scheel, Doug	1971, 73
Schell, David	1984, 85, 86, 87
Schmidt, Harold	1940
Schoolcraft, Jim	1982, 83
Schoonover, Wear	1927, 28, 29
Schumchik, Frank	1944

Schumchik, Mike	1944, 45, 48
Scott, Brad	1924, 25*, 26
Scott, Carl L.	
Scott, Clyde	1946, 47, 48*
Scott, Earl	1992, 93, 94, 95
Scott, John T.	1900
Scott, Justin	2001, 02, 03*
Scott, Mike	1976, 77, 78
Scott, Tracy	1949
Seamster, Savoy	1935
Seawell, A.C.	1895
Seawell, W.L.	1895
Secrest, Earl	1930, 31*
Secrest, Jack	1929
Sellers, Jimmy D.	1957
Shaddox, John	1946, 49
Shakelford, J.M.	1916
Shantz, Bobby	1980, 81, 82
Shantz, Joe	1978, 79, 80
Shavers, Marcus	2005, 06, 07
Shaw, Calvin	1980, 81, 82, 83
Shaw, Homer	1926
Shaw, Thurman	1979, 80, 81
Shelby, Shannon	1993, 95
Shepherd, Mike	1986, 87, 88, 89*
Sheppard, Malcolm	2006, 07, 08*, 09*
Sherland, Mark	1932, 33, 34
Shibest, James	1983, 84, 85, 86*
Shimer, Ted	1987, 88, 89, 90
Shockley, Brett	1999, 00
Shofner, Jim	1945
Shoup, Brad	1976, 77, 78
Showers, Carlos	1993, 94, 95, 96
Shumaker, Rick	1976, 77, 78
Sickle, Clifford	1936*
Sidney, Shannon	1994, 95, 96, 97
Sigman, Mike	1966, 67, 68
Silliman, W.E.	1911
Silver, Jordan	2018, 19
Simington, Milton	1938, 39, 40
Simpson, Jim	1986, 87, 88
Simpson, Travis	1948, 49, 50
Sims, Buddy	1964, 65
Sims, Chuck	1972, 73
Sims, Desmond	2003, 04, 05, 06*
Singer, Saul	1938, 39
Sisson, Walter	1941
Skilern, James	1915
Skinner, Gerald	1973, 74, 75, 76
Skinner, Jacob	2003, 04, 05, 06
Skinner, Jerol	1991
Skipper, Dan	2013, 14, 15*, 16
Slaughter, Justin	2004
Slay, T.C.	1997, 00
Sloan, Chester C.	1898, 99*
Sloan, Dwight	1936, 37
Small, Kiero	2011, 13*
Smart, David	1985, 86
Smith, Arlis	1917, 20, 21
Smith Sr., Billy Ray	1954, 56
Smith Jr., Billy Ray	1979, 80, 81, 82*
Smith, Calvin	1945
Smith, Carl C.	1899
Smith, Chris	2010, 11, 12, 13*
Smith, Clarence	1920, 21, 22*
Smith, Cornelius	1976, 77
Smith, Darrell	2010
Smith, Darrell	1999
Smith, Demetrius	1990, 91, 93, 94
Smith, Dewitt	1967, 68, 69
Smith, Elmer	1949
Smith, Emanuel	1996, 97, 98, 99
Smith, Fred	1924
Smith, Gerald	1986, 87
Smith, Hezekiah	2006, 07
Smith, Howard	
Smith, James H.	1949, 50, 51
Smith, James R.	1945
Smith, Jarrette D.	1948, 49
Smith, L.P.	1916, 17, 18, 19
Smith, Mark	1986
Smith, Mark	1993, 94, 95, 96*
Smith, Martin	1982
Smith, Micah	2017, 18, 19
Smith, Michael	2006, 07, 08, 09*
Smith, Minor	1924, 25, 26
Smith, Richard	2000, 01, 02, 03
Smith, Robin	1977, 78
Smith, Rollen	1973, 74*
Smith, Ronnie Mac	1962, 63, 64*
Smith, Tim	1987
Smith, T.J.	2016, 17, 18, 19*



ALL-TIME LETTERWINNERS

Smith, Trey	1982
Smith, William Joseph	1951
Smith, Zack	1938
Smithy, Claud	1964, 65, 66
Smothers, Mitch	2011, 13, 14, 15
Snider, Zach	2005
Snowden, Michael	1996, 97, 98, 00
Soli, Junior	1992, 93, 94, 95
Soli, Mataio	2019
Sorahan, Ryan	2001, 02, 03
Souter, Ted	1954, 55, 56*
South, Ronny	1965, 67
Southerland, William	1938
Spain, Harold	1951, 52, 53
Spaight, Martrell	2013, 14
Spangler, Shannon	1989
Spann, Dwayne	1988
Sparks, Claude	1908, 09
Sparks, Stan	1962, 63
Spencer, Edward	1954
Spencer, Terry	1990, 91, 92
Sperring, James	1951, 52
Spillers, Ray	1934, 35, 36
Spivey, A Montae	2019
Spivey, Bill	1933, 34
Spriggs, David	1974
Sprinkle, Jeremy	2013, 14, 15, 16
Stadtherr, Zach	2008, 09, 10, 11
Stallings, Randall	1936, 37, 38
Stancil, William	1948, 49
Stankovitch, Bob	1968, 69
Stanley, Tom E.	1902, 03, 05
Stansberry, E.E.	1914, 15, 16
Starkel, Nick	2019
Stavely, Mark	2002
Steelman, Harold	1954, 55
Steelman, Tyler	2007
Steger, Curtis	1984
Stendel, Marvin	1950
Stevenson, James E.	1916
Stewart, Andru	2009, 10
Stewart, Deon	2016, 17, 18
Stewart, George	1978, 79, 80*
Stewart, Randy	1963, 64, 65*
Stewart, Terry	1967, 68, 69*
Stewart, Wayne	1986, 87, 88
Stingers, Gary	1977, 78, 79, 80
Stinson, Rod	1997, 98, 99, 00
Stitten, John	1984, 85, 86, 87
Stockdell, Cary	1968, 69
Stockton, Harold	1948, 50
Stoerner, Clint	1996, 97, 98, 99*
Stolt, Alan	
Stone, Donnie	1956, 57, 58
Storey, Shane	1987
Storey, Ty	2017, 18
Stout, Louis	1930, 31, 32
Stout, Robert	1937, 38, 39
Stover, Donald	1912
Strain, Ray	1972
Straschinske, Ray	1990, 91, 92, 93
Street, Russell	1999
Strickland, J.S.	1897
Stringer, Chris	2012, 14
Stringer, Tom	1951
Stromberg, Ricky	2019
Struebing, Don	1993
Stumon, Van	2008, 09, 10
Sykes, Willie	2015
Sullivan, Jerry	1977, 78
Summerall, Pat	1949, 50, 51*
Summers, Scott	2002
Sutherland, Bruce	1978, 81
Sutton, John	1975
Sutton, John	1940, 41
Sutton, William Buddy	1950, 51, 52*
Swanson, Bill	1983
Swanson, Travis	2010, 11, 12*, 13*
Swartz, Anthony	1994, 95
Swartz, Matt	2000
Switzer, Barry	1957, 58, 59*
Switzer, Greg	1988, 89, 90, 91

T	
Tackett, Buddy	1962, 63
Tallent, Major	1948
Talley, Fred	2000, 01, 02*
Tanner, Terry	1980
Tate, Austin	2010, 11, 12, 13
Tatum, Terry	1982, 83, 84, 85
Taylor, Brad	1981, 82, 83, 84
Taylor, Brad	2012, 13

Taylor, Jim	1971, 72
Taylor, John	1975, 76
Taylor II, Michael	2018
Tegethoff, Carl	1981, 82
Temple, Charlie	1949
Templeton, Mason	2004, 05, 06
Tejada, Alex	2007, 08, 09, 10
Thielemann, R.C.	1973, 74, 75, 76
Thomas, Barry	1982, 83
Thomas, Bill	1943
Thomas, Brad	1973, 74, 75
Thomas, Billy Ray	1944, 46, 47, 48
Thomas, Champ	1967
Thomas, Curtis	1991, 93, 94
Thomas, Derrick	1983, 84, 85, 86*
Thomas, Floyd	1947
Thomas, Greg	1984, 85, 86, 87*
Thomas, Mick	1989, 90, 91
Thomas, Robert	2011, 12, 13*
Thomas, Trammie	2008, 09, 10, 11
Thomas, Travis	1922, 23, 24
Thomas, Will	1901
Thomas, Zhamal	2009, 10
Thomas-Smith, Nick	2015
Thomason, George	1950, 51, 52
Thomason, Joe	1953, 54, 55
Thompson, David	2004, 05
Thompson, Derrick	1992
Thompson, Lance	2005, 06, 07, 08
Thompson, Skip	1987, 88
Thorpe, Wilfred	1937, 38, 39
Thornton, DuVall	1947, 48, 49
Thurman, Scotty	2015
Tibbitts, Joe	1941, 42
Tidwell, Chris	1995
Tolbert, James	1979, 80, 81
Toliver, Henne'	2014, 15, 16, 17
Toole, Drew	1971, 72
Toussaint, James	2002
Towler, George F.	1898
Townsend, Curtis	1975, 76
Trail, Ray	1960, 61, 62*
Trail, Richard	1964, 65, 66
Trainor, Kendall	1985, 86, 87, 88
Trantham, Tommy	1965, 66, 67
Tranum, Billy	1957, 58, 59
Travis, Tony	1992
Tretola, Sebastian	2014, 15
Tribble, Russ	1973, 75
Triesch, Conrad	1914
Troillett, Ralph	1952, 53*
Troxell, Billy F.	1948
Troxell, Jack	1951, 52
Trusty, Reggie	1988, 89
Trusty, Ronnie	1980, 81
Tubbs, Zac	2002, 03, 04, 06*
Tuck, Crosby	2008
Tucker, Austin	2009, 10
Tunnah, B.	1910
Turner, A.J.	2012
Turner, A.S.	1911, 13, 14
Turner, Alan	2011, 12, 13, 14*
Turner, John	1970
Turner, Keith	2000, 02
Turner, Terry	1970
Tutt, Britto	2017, 18, 19

U	
Ukeman, Garrett	2011
Ugoh, Tony	2003, 04, 05, 06*
Underwood, Ronnie	1954, 55, 56
Upchurch, Andy	1983, 84, 85*
Uptmoor, Bernard	1928, 29, 30

V	
Van Dover, Jimmy	1956, 58
Van Dyke, Sammy	1984, 85, 86, 87
Van Es, Wendell	
Van Poucke, M.L.	
Van Sickle, Clifford	1934, 35, 36*
Van Sickle, Clyde	1927, 28, 29
Valdez, Jose	2006, 07, 08
Vanderventer, James	1899
Vanvalkenburgh, Horace	1904, 05
Vanvalkenburgh, William M.	1906
Vaughn, Vickiel	2002, 03, 04, 05*
Vavra, Brian	2005, 06, 07
Vernon, Thomas Jerry	1951
Vestal, Steve	1970
Vickers, Rick	1970
Villarreal, Ernie	1984, 86
Vincenheller, Ashton	1897, 98, 99, 00*

Vinnett, Darius	2004, 06*
Voelzke, Alex	2012, 13, 14, 15
Volentine, Paul	1913

W	
Wade, Chris	2006, 07
Wade, Marquel	2011
Wade, Vernon	1992, 93, 94
Wagner, Dalton	2018, 19
Wait, Matt	1994, 95, 96, 97
Walker, Dee	2017, 18
Walker, George	1954, 55, 57*
Walker, George Rea	1962, 63*
Walker, Jimmy	1975, 76, 77, 78*
Walker, Kody	2013, 14, 15*, 16*
Wallace, Brian	2015, 16, 17, 18
Walls, Gavin	2001, 02*
Walls, Stephen	1990, 91, 92
Walston, Dave	1962, 63
Walters, Danny	1980, 81, 82
Walters, Steve	1969, 70
Ward, Bill	1950
Warren, Billy	1983, 84
Warren, Chris	1975, 76
Warren, Corey	2000
Warren, De'Vion	2017, 18, 19
Warren, Earl	1953
Warren, Robert	1952, 53
Washburn, Jeremiah	1997, 98, 99
Washington, Carroll	2013, 14
Washington, Cedric	2003, 04, 05, 06
Washington, Charles	1983, 84, 85, 86
Washington, Dallas	2004, 06, 07, 08
Watkins, James	1906
Watkins, Larry	1964, 65, 67*
Watkins, Ronald	2010, 11
Watkins, Wayne	1952
Watkins, William	1973
Watson, Alan	1973, 74
Watson, John R.	1903
Watters, Orlando	1991, 92, 93
Watts, Armon	2015, 18
Weatherford, Zach	1994
Weatherthorn Jr., Carl	1944
Webb, Charles W.	1902
Webster, Tim	1968, 69, 70
Weems, Orson	1981, 82, 83
Welch, Charles	1923
Welch, Jerry	1962, 63, 64*
Wells, Ira	1983, 84
Wells, John A.	1948
Wesley, Donte	1998
Wessinger, Randy	1978, 79, 80
West, A.L.	1898
Westerman, Bruce	1990
Westphal, Benny	1973, 75
Wewetzer, Jeff	1988, 89
Whaley, Devwah	2016, 17, 18, 19
Wheat, John	1971, 72
Wheeler, Earl	1943, 44, 45*, 46
Whisenunt, Jim	1966
White, Barnabas	1974, 76, 77
White, Bob	1966, 67, 68
White, Bryan	1984, 85, 86, 87
White, Dale	1975, 76, 77, 78
White, Eddie	1981, 82, 84
White, J.D.	2019
White, Larry	1975, 76
White, La'Zerius	1999, 00, 01*
White, Marsh	1972, 73
White, Nathaniel	1982, 84, 85, 86
White, Steed	1946, 47
Whitfield, Billy	1957
Whitmore, Marcus	2003, 04*
Whittaker, Leon	1947
Whitted, Erik	1984, 85, 86, 87
Whitworth, Charles	1955, 56, 57
Wilber, Rusty	1976, 77
Wilcoxen, Robert	1982, 83, 84
Wiley, Brian	2000
Wilkins, Charles	1925
Williams, Bobbie	1996, 97, 98, 99
Williams, Bobby	1960
Williams, Calvin	1984, 85
Williams, D.J.	2007, 08, 09, 10*
Williams, Dale	1984, 85
Williams, Damian	2006
Williams, Darrell	1959, 60, 61
Williams, David	2017
Williams, Demetrius	2012
Williams, Desmond	2005, 06, 07
Williams, Eddie "Boo"	1999, 00



In 2015, **SEBASTIAN TRETOLA** was the co-recipient of the Jacobs Blocking Trophy while earning first-team All-America honors from Sports Illustrated. He started 24 straight games to end his career.

Williams, Fred	1949, 50, 51
Williams, Gary	1978
Williams, Jarrell	1959, 60
Williams, Jim	1963, 64, 65*
Williams, Jimmy	1988, 89
Williams, John	1920
Williams, Jonathan	2012, 13, 14, 15*
Williams, Josh	2014, 15, 16
Williams, Les	1970, 71, 72
Williams, Maleek	2018
Williams, McKinley	2019
Williams, Michael	1996, 97, 98, 99
Williams, Patrick	1987, 88, 89
Williams, Paul X.	1928
Williams III, Rawleigh	2015, 16
Williams, Ray E.	1920, 21, 22
Williams, Rickey	1984, 85, 86, 87*
Williams, Stanley	1977, 78
Williams, Terrell	2009, 10, 11, 12
Williams, Tom	1923
Williams, Zach	2019
Williamson, John	1989
Wilson, Bill	1957
Wilson, Clint	1983
Wilson, Demetrius	2012, 13
Wilson, George	2001, 02, 03*
Wilson, Harry	1997, 98
Wilson, Jeremy	1996
Wilson, Joe Bill	1954
Wilson, Richard	1980
Wilson, Tyler	2009, 10, 11*, 12*
Wilson, William	1915, 16, 17
Wilson, William O.	1902, 03
Wingfield, Greg	1985
Wingo Jr., Ronnie	2009, 10, 11, 12
Winkel, Ryan	2018, 19
Winkleman, Ben	1917, 18, 19, 20, 21*
Winkleman, Charles	1924
Winston, Billy	1986, 87, 88, 89
Winston, Darius	2009, 10, 11, 12
Winston, Dennis	1973, 74, 75, 76
Winston, JaMichael	2013, 14, 15*, 16
Winston, Marc	2005
Winston, Rodney	1988, 89, 90
Winters, Alva	1926, 27, 28*
Wise Jr., Deatrich	2013, 14, 15, 16*
Wise, Floyd	1928
Wishon, Waylon	1992, 93, 94
Withers, Art	1937

Witty, Eldo	1924
Wood, Charles Fox	1900, 01, 02
Wood, Clark	1900, 01, 02
Wood, John Shirley	1904, 05, 06*
Wood, Stanley	1922
Woodbury, Derrick	1992
Woodell, Lloyd	1936, 37, 38*
Woodlee, Eddie	1964, 65, 66
Woodman, Lloyd	1954
Woods, Gary	1979
Woods, Kevin	2004, 05, 06, 07*
Woods, Mike	2018, 19
Woods, Wayne	1956
Woolfolk, Kirk	1977, 78, 80
Worrell, Darren	1986, 87, 89
Worthington, Jim	1961, 62
Wren, Hudson	1927, 28
Wren, Ronnie	1974
Wright, A.E.	1908, 09
Wright, Jarius	2008, 09, 10, 11*
Wright, Lindsay	1894*
Wright, Sam	1906
Wright, Shannon	1989, 90, 92
Wright, Tenarius	2009, 10, 11, 12*
Wright, Todd	1989, 90, 91, 92
Wunderly, Don	1971, 72*
Wyatt, Kevin	1982, 83, 84, 85
Wynn, Robert	1988
Wynn, Roger	1976
Wynne, Clayton	1940, 41, 42*
Wynne, Tommy	1935

Y	
Yager, Richard	1991, 92, 93
Yarborough, Byron	1984, 85, 86
Yates, A.J.	1938, 39, 40*
Yeager, Kelly	1991, 92, 93
Yoder, Douglas	1972, 73, 74, 75
Yoes, Oran C.	1920
Young, Brenden	2017, 18, 19
Young, Charles	1949
Young, Clint	1910, 11
Young, Henderson	1919
Young, James	1943, 44*
Young, Michael	2004
Young, Theo	1983, 84, 85, 86
Youngblood, Jim	2009
Yurachek, Jake	2019



ALL-TIME COACHING STAFF

2020

Hunter Yurachek, AD
Sam Pittman, HC
Barry Odom, Assoc. HC/DC/ST Coord.
Kendal Briles, OC
Sam Carter, CB
Jon Cooper, TE
Brad Davis, OL
Derrick LeBlanc, DL
Rion Rhoades, LB
Jimmy Smith, RB
Justin Stepp, WR

2019

Hunter Yurachek, AD
Chad Morris, HC
John Chavis, DC/LB
Joe Craddock, OC/QB
Steve Caldwell, DL
Ron Cooper, DB
Dustin Fry, OL
Kenny Ingram, DT
Barry Lunney Jr., TE/ST
Mark Smith, DB
Justin Stepp, WR
Jeff Traylor, Assoc. HC/RB

2018

Hunter Yurachek, AD
Chad Morris, HC
John Chavis, DC/LB
Joe Craddock IV, OC/QB
Steve Caldwell, DL
Ron Cooper, DB
Dustin Fry, OL
Barry Lunney Jr., TE
John Scott Jr., DL
Mark Smith, DB
Justin Stepp, WR
Jeff Traylor, Assoc. HC/RB

2017

Jeff Long, AD
Bret Bielema, HC
Dan Enos, OC/QB
Paul Rhoads, DC/Secondary
Kurt Anderson, OL
Vernon Hargreaves, ILB
Barry Lunney Jr., TE
Reggie Mitchell, RB
John Scott Jr., DL
Michael Smith, WR
Chad Walker, OL

2016

Jeff Long, AD
Bret Bielema, HC
Dan Enos, OC/QB
Robb Smith, DC/Secondary
Kurt Anderson, OL
Vernon Hargreaves, LB
Barry Lunney Jr., TE
Reggie Mitchell, RB
Paul Rhoads, DB
Rory Segrest, DL/
Specialists
Michael Smith, WR

2015

Jeff Long, AD
Bret Bielema, HC
Dan Enos, OC/QB
Robb Smith, DC/Secondary
Sam Pittman, Assoc. HC/Rec./OL
Jemal Singleton, Special Teams/RB
Vernon Hargreaves, LB
Clay Jennings, DB
Barry Lunney Jr., TE
Rory Segrest, DL/
Specialists
Michael Smith, WR

2014

Jeff Long, AD
Bret Bielema, HC
Jim Chaney, OC/QB
Robb Smith, DC/Secondary
Randy Shannon Sr., Assoc. HC/LB
Sam Pittman, Assoc. HC/Rec./OL
Clay Jennings, DB
Barry Lunney Jr., TE
Rory Segrest, DL/
Specialists
Michael Smith, WR
Joel Thomas, RB

2013

Jeff Long, AD
Bret Bielema, HC
Chris Ash, DC/Secondary
Jim Chaney, OC/QB
Sam Pittman, Assoc. HC/Rec./OL
Charlie Partridge, Asst. HC/DL
Taver Johnson, CB
Barry Lunney Jr., TE
Randy Shannon, LB
Michael Smith, WR
Joel Thomas, RB

2012

Jeff Long, AD
John L. Smith, HC
Paul Hynes*, DC/
Secondary
Paul Petrino, OC/QB
Steve Caldwell, DE/STC
Taver Johnson, Asst. HC/LB
Bobby Allen, Secondary
Kris Cinkovich, WR
Tim Horton, RB/Rec.
Chris Klenakis, OL
Kevin Peoples, DT

2011

Jeff Long, AD
Bobby Petrino, HC
Garrick McGee, OC/QB
Willy Robinson, DC/Secondary
John L. Smith, OLB/STC
Bobby Allen, DT
Steve Caldwell, DE
Kris Cinkovich, WR
Tim Horton, RB/Rec.
Reggie Johnson, ILB
Chris Klenakis, OL

2010

Jeff Long, AD
Bobby Petrino, HC
Garrick McGee, OC/QB
Willy Robinson, DC/Secondary
John L. Smith, STC/OLB
Bobby Allen, DT
Steve Caldwell, DE
Kris Cinkovich, WR
Tim Horton, RB/Rec.
Reggie Johnson, ILB
Chris Klenakis, OL

2009

Jeff Long, AD
Bobby Petrino, HC
Mike Summers, Asst. HC/OL
Paul Petrino, OC/WR
Willy Robinson, DC/S
John L. Smith, STC/OLB
Bobby Allen, DT
Kirk Botkin, DE
Tim Horton, RB/Rec.
Reggie Johnson, ILB
Garrick McGee, QB

2008

Jeff Long, AD
Bobby Petrino, HC
Mike Summers, Asst. HC/OL
Paul Petrino, OC/WR
Willy Robinson, DC/S
Bobby Allen, DT
Kirk Botkin, DE/ST
Tim Horton, RB/TE/Rec.
Reggie Johnson, LB
Garrick McGee, QB
Lorenzo Ward, Secondary

2007

Frank Broyles, AD
Houston Nutt, HC
Reggie Herring, DC/LB
David Lee, OC/QB
Mike Markuson, OL/Run Game Coord.
Alex Wood, WR/Pass Game Coord.
Bobby Allen, CB
Tim Horton, RB
Tracy Rocker, DL
James Shibest, TE/Specialists
Chris Vaughn, S

2006

Frank Broyles, AD
Houston Nutt, HC
Reggie Herring, DC/LB
Gus Malzahn, OC/WR
Mike Markuson, OL/Run Game Coord.
Alex Wood, QB/Pass Game Coord.
Bobby Allen, CB
Louis Campbell, Secondary
Danny Nutt, RB
Tracy Rocker, DL
James Shibest, TE/
Specialists

2005

Frank Broyles, AD
Houston Nutt, HC
Reggie Herring, DC/LB
Mike Markuson, OL/Run Game Coord.
Roy Wittke, QB/Pass Game Coord.
Bobby Allen, CB
Clifton Ealy, TE
Danny Nutt, RB
Tracy Rocker, DL
James Shibest, WR/Specialists
Chris Vaughn, S/Rec.

2004

Frank Broyles, AD
Houston Nutt, HC
Dave Wommack, DC/ILB
Mike Markuson, OL/Run Game Coord.
Roy Wittke, QB/Pass Game Coord.
Bobby Allen, Secondary
Clifton Ealy, TE
Danny Nutt, RB
Tracy Rocker, DL
James Shibest, WR/Specialists
Chris Vaughn, OLB/Rec.

2003

Frank Broyles, AD
Houston Nutt, HC
Dave Wommack, DC/ILB
Mike Markuson, OL/Run Game Coord.
Roy Wittke, QB/Pass Game Coord.
Bobby Allen, CB/FS
Clifton Ealy, TE
Danny Nutt, RB
Tracy Rocker, DL
James Shibest, WR/Specialists
Chris Vaughn, OLB/SS/Rec.

2002

Frank Broyles, AD
Houston Nutt, HC
Dave Wommack, DC/CB/FS
Bobby Allen, ILB/MLB
David Lee, QB
Mike Markuson, OL
Danny Nutt, RB
George Pugh, TE/Rec.
Kacy Rodgers, DL
James Shibest, WR/Specialists
Chris Vaughn, OLB/SS

2001

Frank Broyles, AD
Houston Nutt, HC
John Thompson, DC/ILB
Bobby Allen, DL
David Lee, QB
Mike Markuson, OL
Danny Nutt, RB
George Pugh, Rec./WR
James Shibest, TE/Specialists
Chris Vaughn, OLB
Dave Wommack, Secondary

2000

Frank Broyles, AD
Houston Nutt, HC
Fitz Hill, Asst. HC/Rec. Coord./WR
Bobby Allen, Co-DC/LB
John Thompson, Co-DC/Secondary
Joe Ferguson, QB
Bill Johnson, DL
Mike Markuson, OL
Danny Nutt, RB
James Shibest, TE/Special Teams
Chris Vaughn, Bandits/Rovers

1999

Frank Broyles, AD
Houston Nutt, HC
Bobby Allen, Co-DC/ILB
Keith Burns, Co-DC/Secondary
Clifton Ealy, Bandits/Rovers
Joe Ferguson, QB
Fitz Hill, WR
Mark Hutson, TE/STC
Bill Keopple, DL
Mike Markuson, OL
Danny Nutt, RB

1998

Frank Broyles, AD
Houston Nutt, HC
Bobby Allen, Co-DC/ILB
Keith Burns, Co-DC/Secondary
Clifton Ealy, Bandits/Rovers
Joe Ferguson, QB
Fitz Hill, WR
Mark Hutson, TE/Special Teams
Bill Keopple, DL
Mike Markuson, OL
Danny Nutt, RB

1997

Frank Broyles, AD
Houston Nutt, HC
Miles Aldridge, DC/LB
Kay Stephenson, OC/RB
Louis Campbell, Asst. HC/DB
Mike Bender, OG/C
Joe Ferguson, QB
Fitz Hill, WR
Charley North, OT/TE
Jim Washburn, DL
Dennis Winston, OLB

1996

Frank Broyles, AD
Danny Ford, HC
Miles Aldridge, DC/LB
Mike Bender, OL
Louis Campbell, Asst. HC/DB
Rockey Felker, QB
Fitz Hill, WR
David Mitchell, RB
Charley North, OT/TE
Joe Pate, LB
Jim Washburn, DL

1995

Frank Broyles, AD
Danny Ford, HC
Mike Bender, OL
Louis Campbell, DB
Joe Lee Dunn, DC
Rockey Felker, QB
Fitz Hill, WR
David Mitchell, RB
Charley North, OT/TE
Joe Pate, LB
Jim Washburn, DL

1994

Frank Broyles, AD
Danny Ford, HC
Louis Campbell, DB
Rockey Felker, QB
Fitz Hill, WR
Buddy King, OT/TE
Joe Kines, Asst. HC/DC
Joe Pate, LB
Larry Van Der Heyden, OG/C
Jim Washburn, DL

1993

Frank Broyles, AD
Danny Ford, HC
Louis Campbell, DB
Greg Davis, QB
Rockey Felker, RB
Fitz Hill, WR
Buddy King, OT/TE
Joe Kines, Asst. HC/DC
Joe Pate, DL
Scott Smith, LB
Larry Van Der Heyden, OG/C

1992

Frank Broyles, AD
Jack Crowe, HC*
Joe Kines, DC/ILB/HC#
Louis Campbell, DB
Scott Conley, TE
Greg Davis, OC/QB
J.B. Grimes, OL
Fitz Hill, DB/LB
Houston Nutt, WR
Joe Pate, Asst. HC/DL
Ken Rucker, RB

1991

Frank Broyles, AD
Jack Crowe, HC
Louis Campbell, DB
Scott Conley, TE
J.B. Grimes, OL
Bill Johnson, DL
Joe Kines, DC/ILB
Houston Nutt, WR
Joe Pate, Asst. HC/OLB
Ken Rucker, RB
Charlie Weatherbie, QB

1990

Frank Broyles, AD
Jack Crowe, HC
Louis Campbell, DB
Scott Conley, OLB
J.B. Grimes, OL
Bill Johnson, DL
Houston Nutt, WR
Joe Pate, DC/LB
Jerry Pullen, TE
Ken Rucker, RB
Charlie Weatherbie, QB

1989

Frank Broyles, AD
Ken Hatfield, HC
Wally Ake, ILB
Larry Beckman, OG/C
Harvey Hampton, DE
Dick Bumpas, DL
Jack Crowe, OC/QB
J.B. Grimes, OT/TE
Roger Hinshaw, OL
Bob Trott, DB
Richard Wilson, WR

1988

Frank Broyles, AD
Ken Hatfield, HC
Wally Ake, DL
Larry Beckman, OL
Larry Brinson, RB
Fred Goldsmith, DC/ILB
Jim Goodman, WR
Roger Hinshaw, OLB
David Lee, QB/FB
Bob Trott, DB
Ken Turner, TE/K

1987

Frank Broyles, AD
Ken Hatfield, HC
Wally Ake, DL
Larry Beckman, OL
Larry Brinson, RB
Fred Goldsmith, DC/ILB
Jim Goodman, WR
Roger Hinshaw, OLB
David Lee, QB/FB
Bob Trott, DB
Ken Turner, TE/K

1986

Frank Broyles, AD
Ken Hatfield, HC
Wally Ake, DL
Larry Beckman, OL
Larry Brinson, RB
Fred Goldsmith, DC/ILB
Jim Goodman, WR
Roger Hinshaw, OLB
David Lee, QB/FB
Bob Trott, DB
Ken Turner, TE/K

1985

Frank Broyles, AD
Ken Hatfield, HC
Wally Ake, DL
Larry Beckman, OL
Larry Brinson, RB
Fred Goldsmith, DC/ILB
Roger Hinshaw, OLB
David Lee, QB/FB
Bob Trott, DB
Ken Turner, TE/K

1984

Frank Broyles, AD
Ken Hatfield, HC
Wally Ake, DL
Larry Beckman, OL
Jesse Branch, WR
Larry Brinson, RB
Fred Goldsmith, DC/ILB
Roger Hinshaw, OLB
David Lee, QB/FB
Bob Trott, DB
Ken Turner, TE/K

1983

Frank Broyles, AD
Lou Holtz, HC
Jesse Branch, DB
Pete Cordelli, WR
Harvey Hampton, DE
Rich Olson, DB
Bob Shaw, LB
Jim Strong, OT/TE
Mike Tolleson, DL
Don Lindsey, Asst. HC/DC
Ken Turner, OG/C/K

1982

Frank Broyles, AD
Lou Holtz, HC
Larry Beightol, OC/OL
Jesse Branch, WR
Sam Goodwin, DB
Don Lindsey, Asst. HC/DC
John Mitchell, DE
Rich Olson, DB
Ken Turner, TE/K
Bob Shaw, LB

1981

Frank Broyles, AD
Lou Holtz, HC
Larry Beightol, OC/OL
Jesse Branch, WR
Sam Goodwin, DB
Don Lindsey, DC/LB
John Mitchell, DE
Rich Olson, DB
Ken Turner, TE/OL/K
Fred von Appen, DL

1980

Frank Broyles, AD
Lou Holtz, HC
Larry Beightol, Asst. HC/OL
Jesse Branch, DB
Don Breaux, DB
Bob Cope, DC
Harold Horton, DL
John Konstantinos, WR
John Mitchell, DE
Ken Turner, TE/K



ALL-TIME COACHING STAFF

1979 Frank Broyles, AD Lou Holtz, HC Jesse Branch, WR Don Breaux, OB Bob Cope, DB Harold Horton, DL Monte Kiffin, DC/Asst. HC John Konstantinos, TE John Mitchell, DE Ken Turner, OL/K	1975 Frank Broyles, AD/HC Don Boyce, OL Jesse Branch, WR Frank Falks, DE Harold Horton, LB Jim Johnson, DL Pat Jones, DL Bill Lewis, DB Bo Rein, OC Ken Turner, TE	1971 George Cole, AD Frank Broyles, HC Mervin Johnson, DL Lon Farrell, DE Harold Horton, LB Buddy Bennett, DB Don Breaux, OB Raymond Berry, WR Joe Gibbs, OL	1967 John Barnhill, AD Frank Broyles, HC Charley Coffey, DL Hootie Ingram, DB Mervin Johnson, OL Johnny Majors, OB Wilson Matthews, LB Gordon Smith, OE Bob Ford, Asst.	1962 John Barnhill, AD Frank Broyles, HC Doug Dickey, OB Mervin Johnson, OL Bill Pace, DB Jim Mackenzie, DL Wilson Matthews, LB/DE Steed White, OE/OL	1957 John Barnhill, AD Jack Mitchell, HC George Barnhardt Ab Bidwell George Cole Gene Corrotto Bill Pace Dixie White Steed White	1952 John Barnhill, AD Otis Douglas, HC George Cole Bill Ferrell Charles Gray Charles Hanks Dick Humbert Clyde Van Sickle
1978 Frank Broyles, AD Lou Holtz, HC Larry Beightol, OC Jesse Branch, WR Don Breaux, OB Bob Cope, DB Harold Horton, DL Monte Kiffin, DC John Mitchell, DE Ken Turner, OL/K	1974 Frank Broyles, AD/HC Frank Falks, DE Harold Horton, LB Jim Johnson, DL Mervin Johnson, OL Bill Lewis, DB Gordon Norwood, QB Ken Turner, OL Richard Williamson, OB	1970 George Cole, AD Frank Broyles, HC Raymond Berry, WR Don Breaux, OB Charley Coffey, DL Harold Horton, LB Marvin Johnson, OL Bill Kinard, DB	1966 John Barnhill, AD Frank Broyles, HC Charley Coffey, DL Mervin Johnson, OL Johnny Majors, DB Wilson Matthews, LB Bill Pace, OB Gordon Smith, OE	1961 John Barnhill, AD Frank Broyles, HC Doug Dickey, DB Hayden Fry, OB Jim Mackenzie, OL Wilson Matthews, LB Dixie White, OL Steed White, OE/OL	1956 John Barnhill, AD Jack Mitchell, HC George Barnhardt Ab Bidwell Bert Clark George Cole Gene Corrotto Bobby Proctor Tracy Scott Dixie White	1951 John Barnhill, AD Otis Douglas, HC
1977 Frank Broyles, AD Lou Holtz, HC Larry Beightol, OC Jesse Branch, WR Don Breaux, OB Bob Cope, DB Harold Horton, DL Monte Kiffin, DC John Mitchell, DE Ken Turner, TE/K	1973 Frank Broyles, AD/HC Frank Falks, DE Harold Horton, LB Jim Johnson, DL Mervin Johnson, OL Bill Lewis, DB Don Trull, OB/WR Ken Turner, OL Richard Williamson, OB	1969 John Barnhill, AD Frank Broyles, HC Don Breaux, OB Charley Coffey, DL Harold Horton, LB Hootie Ingram, DB Mervin Johnson, OL Richard Williamson, WR Bob Ford, Asst.	1965 John Barnhill, AD Frank Broyles, HC Jim Mackenzie, Asst. HC/DC Mervin Johnson, OL Johnny Majors, DB Wilson Matthews, LB Bill Pace, OB Barry Switzer, OE	1960 John Barnhill, AD Frank Broyles, HC Doug Dickey, DB Merrill Green, OB Jim Mackenzie, DL Wilson Matthews, LB/DE Dixie White, OL Steed White, OE	1955 John Barnhill, AD Jack Mitchell, HC George Barnhardt Ab Bidwell George Cole Bobby Proctor Tracy Scott Dixie White	1949 John Barnhill, AD/HC Bill Barnes H.B. Brackett George Cole Charles Gray Hobart Hooser Charles McGibbony Clyde Van Sickle
1976 Frank Broyles, AD/HC Don Boyce, OL Jesse Branch, OB Frank Falks, DE Bob Gatling, WR Harold Horton, LB Jim Johnson, DL Bill Lewis, DB Ken Turner, OL/K	1972 George Cole, AD Frank Broyles, HC Buddy Bennett, DB Raymond Berry, WR Lon Farrell, DE Joe Gibbs, OL Harold Horton, LB Mervin Johnson, DL Ken Turner, B Team Richard Williamson, OB	1968 John Barnhill, AD Frank Broyles, HC Don Breaux, OB Charley Coffey, DL Hootie Ingram, DB Mervin Johnson, OL Harold Horton, LB Richard Williamson, WR Bob Ford, Asst.	1964 John Barnhill, AD Frank Broyles, HC Jim Mackenzie, Asst. HC/DC Mervin Johnson, OL Johnny Majors, DB Wilson Matthews, LB Bill Pace, OB Barry Switzer, OE	1959 John Barnhill, AD Frank Broyles, HC Doug Dickey, DB Merrill Green, OB Jim Mackenzie, DL Wilson Matthews, LB/DE Dixie White, OL Steed White, OE	1954 John Barnhill, AD Bowden Wyatt, HC John Bailey George Cafego George Cole Dick Hitt LeRoy Pearce Tracy Scott	1948 John Barnhill, AD/HC
			1963 John Barnhill, AD Frank Broyles, HC Doug Dickey, OB Jim Mackenzie, DL Wilson Matthews, LB/DE Steed White, OE/OL Bill Pace, DB Mervin Johnson, OL	1958 John Barnhill, AD Frank Broyles, HC Doug Dickey, DB Merrill Green, OB Jim Mackenzie, DL Wilson Matthews, LB/DE Dixie White, OL Steed White, OE	1953 John Barnhill, AD Bowden Wyatt, HC John Bailey George Cafego George Cole Dick Hitt LeRoy Pearce Tracy Scott	1947 John Barnhill, AD/HC
					1946 John Barnhill, AD/HC	War-Time AD George Cole

* 1 game
named head coach after 1st game

ALL-TIME COACHING STAFF ROSTER


Wally Ake, 1984-89 Miles Aldridge, 1996-97 Bobby Allen, 1998-2012 Kurt Anderson, 2016-17 Chris Ash, 2013 John Bailey, 1953-54 Bill Barnes, 1949 George Barnhardt, 1955-57 John Barnhill, 1946-49 (HC); 1946-69 (AD) Larry Beckman, 1984-89 Larry Beightol, 1980-82 Mike Bender, 1995-97 Buddy Bennett, 1971-72 Raymond Berry, 1970-72 Ab Bidwell, 1955-57 Bret Bielema, 2013-17 (HC) Kirk Botkin, 2008-09 Don Boyce, 1975-76 H.B. Brackett, 1949 Jesse Branch, 1975-85 Don Breaux, 1968-71, 1977-80 Kendal Briles, 2020- Larry Brinson, 1984-89 Frank Broyles, 1958-76 (HC); 1973-2007 (AD) Dick Bumpas, 1989	Keith Burns, 1998-99 George Cafego, 1953-54 Steve Caldwell, 2010-12, 2018-19 Louis Campbell, 1990-97, 2006 Sam Carter, 2020- Jim Chaney, 2013-14 John Chavis, 2018-19 Kris Cinkovich, 2010-12 Charley Coffey, 1966-70 George Cole, 1949, 1952-57; 1970-72 (AD) Scott Conley, 1990-92 Jon Cooper, 2020- Ron Cooper, 2018-19 Bob Cope, 1977-80 Pete Cordelli, 1983 Gene Corrotto, 1956-57 Joe Craddock, 2018-19 Jack Crowe, 1989; 1990-92 (HC) Brad Davis, 2020- Greg Davis, 1992-93 Doug Dickey, 1958-63 Otis Douglas, 1950-52 (HC) Jae Lee Dunn, 1995 Clifton Ealy, 1998-99, 2003-05 Dan Enos, 2015-17 Frank Falks, 1973-76	Lon Farrell, 1971-72 Rockey Felker, 1993-96 Joe Ferguson, 1997-2000 Bill Ferrell, 1952 Danny Ford, 1993-97 (HC) Scott Fountain, 2020- Dustin Fry, 2018-19 Hayden Fry, 1961 Bob Gatling, 1976 Joe Gibbs, 1971-72 Fred Goldsmith, 1984-88 Jim Goodman, 1986-88 Sam Goodwin, 1981-82 Charles Gray, 1949, 1952 Merrill Green, 1958-60 J.B. Grimes, 1989-92 Harvey Hampton, 1983 Charles Hanks, 1952 Vernon Hargreaves, 2015-17 Ken Hatfield, 1984-89 (HC) Paul Haynes, 2011-12 Reggie Herring, 2005-07 Fitz Hill, 1992-2000 Roger Hinshaw, 1984-89 Dick Hitt, 1953-54 Lou Holtz, 1977-83 (HC) Harold Horton, 1968-80	Tim Horton, 2007-12 Hobart Hooser, 1949 Dick Humbert, 1952 Mark Hutson, 1998-99 Hootie Ingram, 1967-69 Kenny Ingram, 2019 Clay Jennings, 2014-15 Bill Johnson, 1990-91, 2000 Jimmy Johnson, 1973-76 Mervin Johnson, 1962-74 Reggie Johnson, 2008-11 Taver Johnson, 2012-13 Pat Jones, 1975 Bill Keopple, 1998-99 Monte Kiffin, 1977-79 Bill Kinard, 1970 Joe Kines, 1991-94 Buddy King, 1993-94 Chris Klenakis, 2010-12 John Konstantinos, 1979-80 David Lee, 1984-88, 2001-02, 07 Bill Lewis, 1973-76 Don Lindsey, 1981-83 Barry Lunney Jr., 2013-19 Jim Mackenzie, 1958-65 Johnny Majors, 1964-67	Gus Malzahn, 2006 Mike Markuson, 1998-2007 Paul Matthews, 1958-67 Garrick McGee, 2008-11 Charles McGibbony, 1949 David Mitchell, 1994-96 Jack Mitchell, 1955-57 (HC) John Mitchell, 1977-82 Reggie Mitchell, 2016-17 Chad Morris, 2018-19 (HC) Charley North, 1995-97 Gordon Norwood, 1974 Danny Nutt, 1998-07 Houston Nutt, 1990-92; 1998-2007 (HC) Barry Odom, 2020- Rich Olson, 1981-83 Bill Pace, 1962-66 Charlie Partridge, 2013 Joe Pate, 1990-96 Kevin Peoples, 2011*-12 Bobby Petrino, 2008-11 (HC) Paul Petrino, 2008-09; 2011*-12 Sam Pittman, 2013-15, 2020- (HC) Bobby Proctor, 1955-56 George Pugh, 2001-02	Jerry Pullen, 1990 Bo Rein, 1975 Paul Rhoads, 2016-17 Rion Rhoades, 2020- Willy Robinson, 2008-11 Tracy Rucker, 2003-07 Kacy Rodgers, 2002 Ken Rucker, 1990-92 John Scott Jr., 2017-18 Tracy Scott, 1953-56 Rory Segrest, 2014-16 Randy Shannon, 2013-14 Bob Shaw, 1982-83 James Shibley, 2000-07 Jemal Singleton, 2015 Gordon Smith, 1966-67 Jimmy Smith, 2020-18 John L. Smith, 2008-11; 2012 (HC) Mark Smith, 2018-19 Michael Smith, 2013-17 Robb Smith, 2014-16 Scott Smith, 1993 Kay Stephenson, 1997 Justin Stepp, 2018- Jim Strong, 1983 Mike Summers, 2008-09 Barry Switzer, 1964-65	Joel Thomas, 2013-14 John Thompson, 2000-01 Mike Tolleson, 1983 Jeff Traylor, 2018-19 Bob Trott, 1984-89 Don Trull, 1973 Ken Turner, 1972-88 Fred von Appen, 1981 Larry Van Der Heyden, 1993-94 Clyde Van Sickle, 1949, 1952 Chris Vaughn, 2000-05, 2007 Chad Walker, 2017 Jim Washburn, 1994-97 Lorenzo Ward, 2008 Richard Williamson, 1990-91 Dixie White, 1955-61 Steed White, 1957-63 Richard Wilson, 1972-74 Richard Wilson, 1989 Dennis Winston, 1997 Roy Wittke, 2003-05 Dave Wommack, 2001-04 Alex Wood, 2006-07 Bowden Wyatt, 1953-54 (HC)
---	---	--	--	---	--	--

*Joined staff prior to Cotton Bowl at end of 2011 season



ALL-TIME OVERALL RECORDS

YEAR	ALL GAMES				CONFERENCE GAMES				FINISH	BOWL	HEAD COACH
	W	L	T	PCT.	W	L	T	PCT.			
1894	2	1	0	.667	-	-	-	-	-	-	John C. Futrall
1895	1	0	0	1.000	-	-	-	-	-	-	John C. Futrall
1896	2	1	0	.667	-	-	-	-	-	-	John C. Futrall
1897	2	0	1	.833	-	-	-	-	-	-	B.N. Wilson
1898	2	1	0	.667	-	-	-	-	-	-	B.N. Wilson
1899	3	1	1	.700	-	-	-	-	-	-	Colbert Searles
1900	2	1	1	.625	-	-	-	-	-	-	Colbert Searles
1901	3	5	0	.375	-	-	-	-	-	-	Charles Thomas
1902	6	3	0	.667	-	-	-	-	-	-	Charles Thomas
1903	3	4	0	.429	-	-	-	-	-	-	D.A. McDaniel
1904	4	3	0	.571	-	-	-	-	-	-	A.D. Brown
1905	2	6	0	.250	-	-	-	-	-	-	A.D. Brown
1906	2	4	2	.375	-	-	-	-	-	-	F.C. Longman
1907	3	4	1	.438	-	-	-	-	-	-	F.C. Longman
1908	5	4	0	.556	-	-	-	-	-	-	Hugo Bezdek
1909	7	0	0	1.000	-	-	-	-	-	-	Hugo Bezdek
1910	7	1	0	.875	-	-	-	-	-	-	Hugo Bezdek
1911	6	2	1	.722	-	-	-	-	-	-	Hugo Bezdek
1912	4	6	0	.400	-	-	-	-	-	-	Hugo Bezdek
1913	7	2	0	.778	-	-	-	-	-	-	E.T. Pickering
1914	4	5	0	.444	-	-	-	-	-	-	E.T. Pickering
SOUTHWEST CONFERENCE PLAY BEGINS											
1915	4	2	1	.643	1	1	0	.500	T2	-	T.T. McConnell
1916	4	4	0	.500	0	2	0	.000	T5	-	T.T. McConnell
1917	5	1	1	.786	0	1	1	.250	6	-	Norman Paine
1918	3	2	0	.600	0	1	0	.000	T6	-	Norman Paine
1919	3	4	0	.429	1	2	0	.333	5	-	J.B. Craig
1920	3	2	2	.571	2	0	1	.833	2	-	G.W. McLaren
1921	5	3	1	.611	2	1	0	.667	3	-	G.W. McLaren
1922	5	4	0	.556	1	3	0	.250	6	-	Francis Schmidt
1923	6	2	1	.722	2	2	0	.500	T4	-	Francis Schmidt
1924	7	2	1	.750	1	2	1	.375	7	-	Francis Schmidt
1925	4	4	1	.500	2	2	1	.500	T4	-	Francis Schmidt
1926	5	5	0	.500	2	2	0	.500	T3	-	Francis Schmidt
1927	8	1	0	.889	3	1	0	.750	3	-	Francis Schmidt
1928	7	2	0	.788	3	1	0	.750	2	-	Francis Schmidt
1929	7	2	0	.778	3	2	0	.600	3	-	Fred Thomsen
1930	3	6	0	.333	2	2	0	.500	5	-	Fred Thomsen
1931	3	5	1	.389	0	4	0	.000	7	-	Fred Thomsen
1932	1	6	2	.222	1	4	0	.200	7	-	Fred Thomsen
1933	7	3	1	.682	4	1	0	.800	1*	Dixie	Fred Thomsen
1934	4	4	2	.500	2	3	1	.417	5	-	Fred Thomsen
1935	4	5	1	.450	2	4	0	.333	5	-	Fred Thomsen
1936	7	3	0	.700	5	1	0	.833	1	-	Fred Thomsen
1937	6	2	2	.700	3	2	1	.583	3	-	Fred Thomsen
1938	2	7	1	.250	1	5	0	.167	T6	-	Fred Thomsen
1939	4	5	1	.450	2	3	1	.417	5	-	Fred Thomsen
1940	4	6	0	.400	1	5	0	.167	6	-	Fred Thomsen
1941	3	7	0	.300	0	6	0	.000	7	-	Fred Thomsen
1942	3	7	0	.200	0	6	0	.000	7	-	George Cole
1943	2	7	0	.200	1	4	0	.200	T5	-	John Tomlin
1944	5	5	1	.500	2	2	1	.500	3	-	Glen Rose
1945	3	7	0	.300	1	5	0	.167	7	-	Glen Rose
1946	6	3	1	.650	5	1	0	.833	T1	Cotton	John Barnhill
1947	6	4	1	.590	1	4	1	.250	T5	Dixie	John Barnhill
1948	5	5	0	.500	2	4	0	.333	5	-	John Barnhill
1949	5	5	0	.500	2	4	0	.333	6	-	John Barnhill
1950	2	8	0	.200	1	5	0	.167	7	-	Otis Douglas
1951	5	5	0	.500	2	4	0	.333	6	-	Otis Douglas
1952	2	8	0	.200	1	5	0	.167	7	-	Otis Douglas
1953	3	7	0	.300	2	4	0	.333	5	-	Bowden Wyatt
1954	8	3	0	.727	5	1	0	.833	1	Cotton	Bowden Wyatt
1955	5	4	1	.550	3	2	1	.583	4	-	Jack Mitchell
1956	6	4	0	.600	3	3	0	.500	4	-	Jack Mitchell
1957	6	4	0	.600	2	4	0	.333	T5	-	Jack Mitchell
1958	4	6	0	.400	2	4	0	.333	T5	-	Frank Broyles
1959	9	2	0	.818	5	1	0	.833	T1	Gator	Frank Broyles
1960	8	3	0	.727	6	1	0	.857	1	Cotton	Frank Broyles
1961	8	3	0	.727	6	1	0	.857	T1	Sugar	Frank Broyles
1962	9	2	0	.818	6	1	0	.857	2	Sugar	Frank Broyles
1963	5	5	0	.500	3	4	0	.429	4	-	Frank Broyles
1964	11	0	0	1.000	7	0	0	1.000	1	Cotton/National Champs	Frank Broyles
1965	10	1	0	.909	7	0	0	1.000	1	Cotton	Frank Broyles
1966	8	2	0	.800	5	2	0	.714	T2	-	Frank Broyles
1967	4	5	1	.450	3	3	1	.500	5	-	Frank Broyles
1968	10	1	0	.909	6	1	0	.857	T1	Sugar	Frank Broyles
1969	9	2	0	.818	6	1	0	.857	2	Sugar	Frank Broyles
1970	9	2	0	.818	6	1	0	.857	2	-	Frank Broyles
1971	8	3	1	.708	5	1	1	.786	2	Liberty	Frank Broyles



In 19 seasons, **FRANK BROYLES** amassed a record of 144-58-5, seven SWC titles, 10 bowl bids, 20 All-Americans and 88 All-SWC selections.

COACHING SUPERLATIVES

SEASONS

19	Frank Broyles	1958-76
13	Fred Thomsen	1929-41
10	Houston Nutt	1998-2007
7	Francis Schmidt	1922-28
7	Lou Holtz	1977-83
6	Ken Hatfield	1984-89
5	Hugo Bezdek	1908-12
5	Bret Bielema	2013-17
5	Danny Ford	1993-97

WINS

144	Frank Broyles	144-58-5 [.708]
75	Houston Nutt	75-48-0 [.610]
60	Lou Holtz	60-21-2 [.735]
56	Fred Thomsen	56-61-10 [.480]
55	Ken Hatfield	55-17-1 [.760]
42	Francis Schmidt	42-20-3 [.669]

WINNING PERCENTAGE (MIN. 4 SEASONS)

.760	Ken Hatfield	55-17-1, 6 seasons
.735	Lou Holtz	60-21-2, 7 seasons
.708	Frank Broyles	144-58-5, 19 seasons
.686	Hugo Bezdek	29-13-1, 5 seasons
.669	Francis Schmidt	42-20-3, 7 seasons
.667	Bobby Petrino	34-17-0, 4 seasons


BOWLS

10	Frank Broyles	19 seasons
8	Houston Nutt	10 seasons
6	Lou Holtz	7 seasons
6	Ken Hatfield	6 seasons
3	Bret Bielema	5 seasons
3	Bobby Petrino	4 seasons



ALL-TIME OVERALL RECORDS

YEAR	ALL GAMES				CONFERENCE GAMES				FINISH	BOWL	HEAD COACH
	W	L	T	PCT.	W	L	T	PCT.			
1972	6	5	0	.546	3	4	0	.429	T4	-	Frank Broyles
1973	5	5	1	.500	3	3	1	.500	T4	-	Frank Broyles
1974	6	4	1	.591	3	3	1	.500	T4	-	Frank Broyles
1975	10	2	0	.833	6	1	0	.859	T1	Cotton	Frank Broyles
1976	5	5	1	.500	3	4	1	.438	6	-	Frank Broyles
1977	11	1	0	.917	7	1	0	.875	2	Orange	Lou Holtz
1978	9	2	1	.792	6	2	0	.750	T2	Fiesta	Lou Holtz
1979	10	2	0	.833	7	1	0	.875	T1	Sugar	Lou Holtz
1980	7	5	0	.583	3	5	0	.375	T6	Hall of Fame	Lou Holtz
1981	8	4	0	.667	5	3	0	.625	4	Gator	Lou Holtz
1982	9	2	1	.792	5	2	1	.688	3	Bluebonnet	Lou Holtz
1983	6	5	0	.546	4	4	0	.500	5	-	Lou Holtz
1984	7	4	1	.636	5	3	0	.625	T3	Liberty	Ken Hatfield
1985	10	2	0	.833	6	2	0	.750	T2	Holiday	Ken Hatfield
1986	9	3	0	.750	6	2	0	.750	T2	Orange	Ken Hatfield
1987	9	4	0	.692	5	2	0	.714	T2	Liberty	Ken Hatfield
1988	10	2	0	.833	7	0	0	1.000	1	Cotton	Ken Hatfield
1989	10	2	0	.833	7	1	0	.875	1	Cotton	Ken Hatfield
1990	3	8	0	.273	1	7	0	.125	7	-	Jack Crowe
1991	6	6	0	.600	5	3	0	.625	T2	Independence	Jack Crowe
SOUTHEASTERN CONFERENCE PLAY BEGINS											
1992	3	7	1	.318	3	4	1	.438	4 West	-	Jack Crowe/Joe Kines
1993	6	4	1	.591	4	3	1	.438	T2 West	-	Danny Ford
1994	4	7	0	.364	2	6	0	.250	T4 West	-	Danny Ford
1995	8	5	0	.615	6	2	0	.750	1 West	CarQuest	Danny Ford
1996	4	7	0	.363	2	6	0	.250	5 West	-	Danny Ford
1997	4	7	0	.363	2	6	0	.250	5 West	-	Danny Ford
1998	9	3	0	.750	6	2	0	.750	T1 West	Citrus	Houston Nutt
1999	8	4	0	.667	4	4	0	.500	T3 West	Cotton	Houston Nutt
2000	6	6	0	.500	3	5	0	.375	T5 West	Las Vegas	Houston Nutt
2001	7	5	0	.583	4	4	0	.500	T3 West	Cotton	Houston Nutt
2002	9	5	0	.643	5	3	0	.625	T1 West	Music City	Houston Nutt
2003	9	4	0	.692	4	4	0	.500	4 West	Independence	Houston Nutt
2004	5	6	0	.455	3	5	0	.375	T3 West	-	Houston Nutt
2005	4	7	0	.364	2	6	0	.250	4 West	-	Houston Nutt
2006	10	4	0	.714	7	1	0	.875	1 West	Capital One	Houston Nutt
2007	8	5	0	.615	4	4	0	.500	T3 West	Cotton	Houston Nutt/Reggie Herring
2008	5	7	0	.416	2	6	0	.250	T4 West	-	Bobby Petrino
2009	8	5	0	.615	3	5	0	.375	T4 West	Liberty	Bobby Petrino
2010	10	3	0	.769	6	2	0	.750	T2 West	Sugar	Bobby Petrino
2011	11	2	0	.846	6	2	0	.750	3 West	Cotton	Bobby Petrino
2012	4	8	0	.333	2	6	0	.250	6 West	-	John L. Smith
2013	3	9	0	.250	0	8	0	.000	7 West	-	Bret Bielema
2014	7	6	0	.538	2	6	0	.250	7 West	Texas	Bret Bielema
2015	8	5	0	.615	5	3	0	.625	T3 West	Liberty	Bret Bielema
2016	7	6	0	.538	3	5	0	.375	T5 West	Belk	Bret Bielema
2017	4	8	0	.333	1	7	0	.125	7 West	-	Bret Bielema
2018	2	10	0	.167	0	8	0	.000	7 West	-	Chad Morris
2019	2	10	0	.167	0	8	0	.000	7 West	-	Chad Morris/Barry Lunney Jr.



KEN HATFIELD posted an Arkansas-record .760 winning percentage and averaged more than nine wins per year from 1984-89. He led the Razorbacks to a bowl game all six seasons.

ARKANSAS ALL-TIME COACHING RECORDS

COACH	TENURE (SEASONS)	CONFERENCE W-L-T (PCT.)	OVERALL W-L-T (PCT.)	BOWLS	COACH	TENURE (SEASONS)	CONFERENCE W-L-T (PCT.)	OVERALL W-L-T (PCT.)	BOWLS
John C. Futrell	1894-96 (3)	-	5-2-0 (.714)	-	Jack Mitchell	1955-57 (3)	8-9-1 (.472)	17-12-1 (.583)	-
B.N. Wilson	1897-98 (2)	-	4-1-1 (.750)	-	Frank Broyles	1958-76 (19)	91-36-5 (.708)	144-58-5 (.708)	10
Colbert Searles	1899-1900 (2)	-	5-2-2 (.667)	-	Lou Holtz	1977-83 (7)	37-18-1 (.670)	60-21-2 (.735)	6
Charles Thomas	1901-02 (2)	-	9-8-0 (.529)	-	Ken Hatfield	1984-89 (6)	36-10-0 (.783)	55-17-1 (.760)	6
D.A. McDaniel	1903 (1)	-	3-4-0 (.429)	-	Jack Crowe [^]	1990-91 (2+)	6-10-0 (.375)	9-15-0 (.375)	1
A.D. Brown	1904-05 (2)	-	6-9-0 (.400)	-	Joe Kines [#]	1992 (1)	3-4-1 (.438)	3-6-1 (.350)	-
F.C. Longman	1906-07 (2)	-	5-8-3 (.406)	-	Danny Ford	1993-97 (5)	16-23-1 (.413)	26-30-1 (.465)	1
Hugo Bezdek	1908-12 (5)	-	29-13-1 (.686)	-	Houston Nutt	1998-2007 (10)	42-38-0 (.525)	75-48-0 (.610)	8
E.T. Pickering	1913-14 (2)	-	11-7-0 (.611)	-	Reggie Herring [*]	2007	-	0-1-0 (.000)	-
T.T. McConnell	1915-16 (2)	1-3-0 (.250)	8-6-1 (.567)	-	Bobby Petrino	2008-11 (4)	17-15-0 (.531)	34-17-0 (.667)	3
Norman Paine	1917-18 (2)	0-2-1 (.167)	8-3-1 (.708)	-	John L. Smith	2012 (1)	2-6-0 (.250)	4-8-0 (.333)	-
J.B. Craig	1919 (1)	1-2-0 (.333)	3-4-0 (.429)	-	Bret Bielema	2013-17 (5)	11-29 (.275)	29-34 (.460)	3
G.W. McLaren	1920-21 (2)	4-1-1 (.750)	8-5-3 (.594)	-	Chad Morris	2018-19 (1+)	0-14 (.000)	4-18 (.182)	-
Francis Schmidt	1922-28 (7)	14-13-2 (.517)	42-20-3 (.669)	-	Barry Lunney Jr. ^{**}	2019	0-2 (.000)	0-2 (.000)	-
Fred Thomsen	1929-41 (13)	26-42-3 (.387)	56-61-10 (.480)	1	TOTALS	1894-2018 (126)	340-326-18 (.510)	717-514-40 (.580)	42
George Cole	1942 (1)	0-6-0 (.000)	3-7-0 (.300)	-					
John Tomlin	1943 (1)	1-4-0 (.200)	2-7-0 (.222)	-					
Glen Rose	1944-45 (2)	3-7-1 (.318)	8-12-1 (.405)	-					
John Barnhill	1946-49 (4)	10-13-1 (.438)	22-17-3 (.560)	2					
Otis Douglas	1950-52 (3)	4-14-0 (.222)	9-21-0 (.300)	-					
Bowden Wyatt	1953-54 (2)	7-5-0 (.583)	11-10-0 (.524)	1					

[^] Including first game of 1992 season; [#] Interim head coach after first game of the season;
^{*} Reggie Herring served as interim head coach during the 2008 Cotton Bowl; ^{**} Lunney served as the interim head coach for the final two games of 2019 season



SEASON-BY-SEASON RESULTS

NOTES: Home games in ALL CAPS. Rankings at time of game, beginning in 1936, are from The Associated Press. College Football Playoff Rankings during the second half of the regular season for the 2014, 2015 and 2016 seasons.



JOHN C. FUTRALL

3 seasons | 1894-96
5-2

John C. Futrall served as both manager and head coach of the Arkansas football program during its first three years of existence. For the next 16 years, Futrall served as the team's manager, chairman of the school's athletic committee, or both.

1894 • (2-1)

Captain: Wright Lindsey

DATE	OPPONENT	UA/OPP RK	TV	W L T	UA	OPP
Oct. 13	FORT SMITH (ARK.) HS			W	42	0
Oct. 27	FORT SMITH (ARK.) HS			W	38	0
Nov. 22	at Texas			L	0	54

1895 • (1-0)

Captain: Herbert Fishback

DATE	OPPONENT	UA/OPP RK	TV	W L T	UA	OPP
Oct. 12	FORT SMITH (ARK.) HS			W	30	0

1896 • (2-1)

Captain: Herbert Fishback

DATE	OPPONENT	UA/OPP RK	TV	W L T	UA	OPP
Oct. 3	FORT SMITH (ARK.) HS			W	10	0
Oct. 10	at Fort Smith (Ark.) HS			W	6	2
Oct. 24	at Drury			L	0	34



B.N. WILSON

2 seasons | 1897-98
4-1-1

The second head coach in the history of Arkansas football, B.N. Wilson guided his teams to two wins in three games in each of his two seasons at the helm.

1897 • (2-0-1)

Captain: Herbert Fishback

DATE	OPPONENT	UA/OPP RK	TV	W L T	UA	OPP
Nov. 6	FORT SMITH (ARK.) HS			W	12	0
Nov. 20	at Drury			T	6	6
Nov. 25	at Ouachita Baptist			W	24	0

1898 • (2-1)

Captain: Edward Martin

DATE	OPPONENT	UA/OPP RK	TV	W L T	UA	OPP
Oct. 22	DRURY			W	17	0
Nov. 5	at Drury			W	12	6
Nov. 19	at Fort Scott (Kan.) HS			L	8	36



COLBERT SEARLES

2 seasons | 1899-1900
5-2-2

Colbert Searles directed the Arkansas football program to a 5-2-2 record over a two-year span that included just six different opponents.

1899 • (3-1-1)

Captain: Chester Sloan

DATE	OPPONENT	UA/OPP RK	TV	W L T	UA	OPP
Oct. 14	DRURY			W	10	0
Oct. 28	TULSA			W	11	0
Nov. 3	at Tulsa			T	0	0
Nov. 4	at Oklahomatt			L	5	11
Nov. 18	JOPLIN (MO.) HS			W	11	10

Shawnee, Okla.

1900 • (2-1-1)

Captain: Ashton Vincenheller

DATE	OPPONENT	UA/OPP RK	TV	W L T	UA	OPP
Oct. 27	WEBB CITY (MO.) HS			W	15	0
Nov. 3	at Joplin (Mo.) HS			T	6	6
Nov. 10	PIERCE CITY (MO.)			W	10	0
Nov. 24	at Drury			L	5	17



CHARLES THOMAS

2 seasons | 1901-02
9-8

Though the schedules still included several high school foes, Charles Thomas' two seasons at the helm of the UA football program were marked by the beginning of the LSU series in 1901 and a 6-3 record in 1902 – his second and final season.

1901 • (3-5)

Captain: Fred Brown

DATE	OPPONENT	UA/OPP RK	TV	W L T	UA	OPP
Oct. 12	PIERCE CITY (MO.)			L	0	5
Oct. 19	DRURY			W	22	0
Oct. 26	FORT SCOTT (KAN.) HS			L	6	17
Nov. 2	at Little Rock (Ark.) HS			L	0	5
Nov. 9	TULSA			W	48	0
Nov. 16	KANSAS CITY MEDICS			L	6	10
Nov. 22	at LSU			L	0	15
Nov. 23	at Louisiana Tech			W	16	0

1902 • (6-3)

Captain: Lennuel Bryan

DATE	OPPONENT	UA/OPP RK	TV	W L T	UA	OPP
Oct. 4	at Neosho (Mo.) HS			W	6	0
Oct. 11	at Kingfisher (Okla.)			W	15	6
Oct. 13	at Oklahoma			L	0	28
Oct. 22	at Tulsa			W	33	0
Nov. 1	TAHLEQUAH SEMINARY			W	50	0
Nov. 8	at State College of Mo.			L	5	15
Nov. 10	at Pierce City (Mo.)			L	2	24
Nov. 17	FORT SCOTT (KAN.) HS			W	16	0
Nov. 27	MISSOURI-ROLLA			W	11	0



D.A. MCDANIEL

1 season | 1903
3-4

While Arkansas managed just three wins in its only season under D.A. McDaniel, one of those victories was its first over Oklahoma – a 12-0 win over the Sooners in Fayetteville in the season finale.

1903 • (3-4)

Captain: Henry Ragland

DATE	OPPONENT	UA/OPP RK	TV	W L T	UA	OPP
Oct. 10	ST. COLLEGE OF MO.			L	5	10
Oct. 16	at Missouri-Rolla			L	6	17
Oct. 17	at Drury			W	10	6
Oct. 30	at Texas			L	0	15
Oct. 31	at Texas AGM			L	0	6
Nov. 7	FORT SMITH (ARK.) HS			W	17	9
Nov. 21	OKLAHOMA			W	12	0



A.D. BROWN

2 seasons | 1904-05
6-9

After a 4-3 record in its initial campaign under A.D. Brown, Arkansas managed just two wins in the second and final season of his tenure.

1904 • (4-3)

Captain: Jess Moore

DATE	OPPONENT	UA/OPP RK	TV	W L T	UA	OPP
Oct. 15	DRURY			L	0	12
Oct. 22	FORT SCOTT (KAN.) HS			W	22	0
Nov. 4	at Dallas Medics			L	0	5
Nov. 5	at Baylor			L	6	17
Nov. 12	WICHITA STATE			W	12	6
Nov. 19	at Fort Smith (Ark.) HS			W	11	5
Nov. 26	MISSOURI-ROLLA			W	11	10

1905 • (2-6)

Captain: William Jett

DATE	OPPONENT	UA/OPP RK	TV	W L T	UA	OPP
Oct. 7	KANSAS			L	0	6
Oct. 14	at Washington (Mo.)			L	0	6
Oct. 16	at Drury			L	0	12
Oct. 26	CHILCOCK (KAN.)			W	6	0
Oct. 31	TEXAS			L	0	4
Nov. 12	TRANSYLVANIA			L	0	6
Nov. 17	at Missouri-Rolla			L	0	16
Nov. 30	KANSAS CITY MEDICS			W	26	0



F.C. LONGMAN

2 seasons | 1906-07
5-8-3

F.C. Longman was the final faculty member to serve as the football program's volunteer coach. Though the Cardinals suffered five shutouts during his tenure, they also earned a shutout win at Tulane and began Arkansas' series with Tennessee during the 1907 season.

1906 • (2-4-2)

Captain: John S. Wood

DATE	OPPONENT	UA/OPP RK	TV	W L T	UA	OPP
Sept. 29	CHILCOCK (KAN.)			L	0	6
Oct. 8	DRURY			T	0	0
Oct. 13	at Kansas			L	5	37
Oct. 30	TEXAS			L	0	11
Nov. 6	SE MISSOURI ST.*			W	12	0
Nov. 10	at Missouri			L	0	11
Nov. 24	at Tulane			W	22	0
Nov. 30	at LSU			T	6	6

* Little Rock, Ark.

1907 • (3-4-1)

Captain: Clinton Milford

DATE	OPPONENT	UA/OPP RK	TV	W L T	UA	OPP
Oct. 5	HASKELL INDIAN NATIONS			T	0	0
Oct. 12	DRURY			W	23	0
Oct. 19	at Drury			W	17	6
Oct. 26	at Saint Louis			L	6	42
Nov. 2	TEXAS			L	6	26
Nov. 9	LSU*			L	12	17
Nov. 16	vs. Tennessee#			L	2	14
Nov. 23	MISSOURI-ROLLA			W	7	5

* Little Rock, Ark.

Memphis, Tenn.



SEASON-BY-SEASON RESULTS



HUGO BEZDEK

5 seasons | 1908-12
29-13-1

The first full-time, paid coach in Arkansas football history, Hugo Bezdek guided the Cardinals to a 5-4 campaign in his first season. In 1909 he led UA to what is widely regarded as the program's breakthrough season – a 7-0-0 campaign during which Arkansas outscored its foes 186-18. Upon the team's return from a win over LSU in Memphis, Tenn., that season, Bezdek told students his team had played “like a wild band of razorback hogs.” The students liked the nickname and officially adopted it prior to the 1910 season.

1908 • (5-4)

Captain: Willis Nelson

DATE	OPPONENT	UA/OPP RK	TV	W L T	UA	OPP
Oct. 3	HASKELL INDIAN NATIONS			W	6	0
Oct. 10	OLE MISS			W	33	0
Oct. 17	at Saint Louis			L	0	24
Oct. 24	HENDERSON (ARK.) ST.			W	51	0
Oct. 31	at Oklahoma			L	5	27
Nov. 7	at Texas			L	0	21
Nov. 14	PITTSBURG (KAN.) ST.			W	42	12
Nov. 21	OUACHITA BAPTIST			W	73	0
Nov. 26	LSU*			L	4	36

* Little Rock, Ark.

1909 • (7-0)

Captain: Stanley Phillip

DATE	OPPONENT	UA/OPP RK	TV	W L T	UA	OPP
Oct. 2	HENDERSON (ARK.) ST.			W	24	0
Oct. 16	at Drury			W	12	6
Oct. 23	(3) FAIRMOUNT			W	22	6
Oct. 30	OKLAHOMA			W	21	6
Nov. 13	vs. LSU#			W	16	0
Nov. 15	at Ouachita Baptist			W	55	0
Nov. 25	WASHINGTON (MO.)*			W	34	0

* Little Rock, Ark.

Memphis, Tenn.

1910 • (7-1)

Captain: Steve Creekmore

DATE	OPPONENT	UA/OPP RK	TV	W L T	UA	OPP
Oct. 1	DRURY			W	33	0
Oct. 9	HENDERSON (ARK.) ST.			W	63	0
Oct. 15	KANSAS STATE			L	0	5
Oct. 22	SOUTHWESTERN (TEX.)			W	13	12
Oct. 29	TEXAS A&M			W	5	0
Nov. 5	at Washington (Mo.)			W	50	0
Nov. 15	MISSOURI-ROLLA			W	6	2
Nov. 24	LSU*			W	51	0

* Little Rock, Ark.

1911 • (6-2-1)

Captain: Dan Estes

DATE	OPPONENT	UA/OPP RK	TV	W L T	UA	OPP
Sept. 30	MISSOURI STATE			W	100	0
Oct. 7	DRURY			W	65	5
Oct. 14	HENDRIX			W	45	0
Oct. 21	at Texas			L	0	12
Oct. 28	at Southwestern (Texas)			T	0	0
Nov. 4	vs. Missouri-Rolla*			W	44	3
Nov. 11	at Kansas State#			L	0	3
Nov. 18	at Washington (Mo.)			W	3	0
Nov. 23	LSU*			W	11	0

* Little Rock, Ark.

Kansas City, Mo.

* Joplin, Mo.

1912 • (4-6)

Captain: Percy Hinton

DATE	OPPONENT	UA/OPP RK	TV	W L T	UA	OPP
Sept. 28	HENDERSON (ARK.) ST.			W	39	6
Oct. 5	HENDRIX			W	52	0
Oct. 12	OKLAHOMA STATE			L	7	13
Oct. 18	vs. Texas A&M#			L	0	27
Oct. 19	at Baylor			L	0	7
Oct. 26	SOUTHWESTERN (TEX.)			W	25	0
Nov. 2	at Wisconsin			L	7	64
Nov. 9	LSU*			L	6	7
Nov. 16	at Washington (Mo.)			W	13	7
Nov. 21	at Texas			L	0	48

* Little Rock, Ark.

Dallas, Texas



E.T. PICKERING

2 seasons | 1913-14
11-7

After beginning his tenure 5-0 en route to a 7-2-0 debut season, E.T. Pickering's second and final season at the helm of the UA program is best known for a contest against Ole Miss that is still disputed more than a century later. Arkansas claims a 1-0 forfeit victory due to the Rebels' use of an ineligible player; Ole Miss denies the allegation and claims a 13-7 win on the field. The dispute led to the suspension of the series until 1924.

1913 • (7-2)

Captain: Russell May

DATE	OPPONENT	UA/OPP RK	TV	W L T	UA	OPP
Oct. 3	HENDERSON (ARK.) ST.			W	3	0
Oct. 11	HENDRIX			W	26	0
Oct. 18	OKLAHOMA STATE			W	3	0
Oct. 25	BAYLOR			W	34	0
Nov. 1	AUSTIN*			W	26	7
Nov. 8	vs. LSU#			L	7	12
Nov. 15	OLE MISS*			L	10	21
Nov. 17	at Ouachita Baptist			W	14	3
Nov. 27	at Tulane			W	14	0

* Little Rock, Ark.

Shreveport, La.

* Fort Smith, Ark.

1914 • (4-5)

Captain: James Rudder

DATE	OPPONENT	UA/OPP RK	TV	W L T	UA	OPP
Oct. 3	HENDRIX			W	13	7
Oct. 10	OUACHITA BAPTIST			L	9	15
Oct. 17	SAINT LOUIS			W	26	0
Oct. 24	MISSOURI-ROLLA			L	0	44
Oct. 31	OKLAHOMA STATE			L	0	46
Nov. 7	vs. LSU#			W	20	12
Nov. 14	OLE MISS**			W	1	0
Nov. 21	at Oklahoma*			L	7	35
Nov. 28	at Drury			L	7	28

* Little Rock, Ark.

Shreveport, La.

* Oklahoma City, Okla.

- Arkansas victory by forfeit



T.T. McCONNELL

2 seasons | 1915-16
8-6-1

The beginning of T.T. McConnell's tenure as head coach at Arkansas coincided with the inaugural season of Southwest Conference football. After a 4-2-1 debut in 1915 and four consecutive wins to open the 1916 season, McConnell's tenure culminated with consecutive losses to LSU, Texas, Oklahoma and Mississippi State.

ARKANSAS BEGINS SOUTHWEST CONFERENCE PLAY

1915 • (4-2-1, 1-1 SWC - T-3rd)

Captain: James Rudder

DATE	OPPONENT	UA/OPP RK	TV	W L T	UA	OPP
Oct. 2	HENDRIX			W	41	0
Oct. 9	OUACHITA BAPTIST			W	13	9
Oct. 16	OKLAHOMA STATE**			W	14	9
Oct. 30	at Saint Louis			T	0	0
Nov. 6	vs. LSU#			L	7	13
Nov. 14	OKLAHOMA*			L	0	24
Nov. 20	MISSOURI-ROLLA			W	46	0

* Southwest Conference game

Shreveport, La.

* Fort Smith, Ark.

1916 • (4-4, 0-2 SWC - T-5th)

Captain: Chris Reichardt

DATE	OPPONENT	UA/OPP RK	TV	W L T	UA	OPP
Sept. 30	PITTSBURG (KAN.) ST.			W	34	20
Oct. 7	HENDRIX			W	58	0
Oct. 14	EASTERN OKLAHOMA STATE			W	82	0
Oct. 21	MISSOURI-ROLLA			W	60	0
Nov. 4	vs. LSU#			L	7	17
Nov. 18	at Texas*			L	0	52
Nov. 23	OKLAHOMA**			L	13	14
Nov. 25	vs. Mississippi State#			L	7	20

* Southwest Conference game

Shreveport, La.

* Fort Smith, Ark.

& Memphis, Tenn.



NORMAN PAINE

2 seasons | 1917-18
8-3-1

Only a loss at Texas in the season finale prevented Norman Paine from an undefeated record in his first season, which began with five consecutive wins. His 1917 win over LSU was Arkansas' only victory against the Tigers in six games from 1915 to 1921. After playing the Sooners to a scoreless tie in 1917, Paine's 1918 team suffered the worst defeat in school history – a 103-0 loss at Oklahoma.

1917 • (5-1-1, 0-1-1 SWC - 6th)

Captain: Gene Davidson

DATE	OPPONENT	UA/OPP RK	TV	W L T	UA	OPP
Oct. 6	CENTRAL MISSOURI ST.			W	34	0
Oct. 13	HENDRIX			W	19	0
Oct. 20	MISSOURI-ROLLA			W	32	0
Oct. 27	TULSA			W	19	7
Nov. 3	vs. LSU#			W	14	0
Nov. 10	OKLAHOMA**			T	0	0
Nov. 17	at Texas*			L	0	20

* Southwest Conference game

Shreveport, La.

* Fort Smith, Ark.

1918 • (3-2, 0-1 SWC - T-6th)

Captain: Paul Gold

DATE	OPPONENT	UA/OPP RK	TV	W L T	UA	OPP
Sept. 28	CAMP PIKE			L	0	6
Oct. 5	MISSOURI-ROLLA			W	6	0
Oct. 19	at Oklahoma*			L	0	103
Oct. 26	TULSA			W	23	6
Nov. 2	at Missouri State			W	12	6

* Southwest Conference game



J.B. CRAIG

1 season | 1919
3-4

Although J.B. Craig's only season included a lopsided 63-7 loss to Tulsa (then known as Henry Kendall), it concluded with a 7-6 win over Oklahoma in the Razorbacks' most recent home meeting with the Sooners. The win avenged the 103-0 loss in Norman, Okla., the year before.

1919 • (3-4, 1-2 SWC - 5th)

Captain: James Coleman

DATE	OPPONENT	UA/OPP RK	TV	W L T	UA	OPP
Oct. 11	HENDRIX			W	7	0
Oct. 18	MISSOURI-ROLLA			W	20	0
Oct. 25	vs. LSU#			L	0	20
Nov. 1	TULSA			L	7	63
Nov. 8	at Texas*			L	7	35
Nov. 15	OKLAHOMA*			W	7	6
Nov. 22	at Rice*			L	7	40

* Southwest Conference game

Shreveport, La.



SEASON-BY-SEASON RESULTS



G.W. MCLAREN

2 seasons | 1920-21
8-5-3

G.W. McLaren's Razorback teams yielded just 19 points in the six Southwest Conference games during his two-year tenure. His inaugural Arkansas team in 1920 shut out SWC foes SMU, Phillips and Rice en route to a 2-0-1 league mark. Because the SWC did not count ties toward winning percentage until 1925, the 1920 team is credited with a 1.000 league winning percentage but was not credited with a share of the league title won by Texas with a 5-0 conference mark.

1920 • (3-2-2, 2-0-1 SWC - T-1st)

Captain: J. Tate McGill

DATE	OPPONENT	UA/OPP RK	TV	W L T	UA	OPP
Oct. 9	HENDRIX			T	0	0
Oct. 16	TCU			L	2	19
Oct. 23	at SMU*			W	6	0
Oct. 30	MISSOURI-ROLLA			W	14	0
Nov. 6	vs. LSU#			L	0	3
Nov. 13	at Phillips*			W	20	0
Nov. 20	at Rice*			T	0	0

* Southwest Conference game
Shreveport, La.

1921 • (5-3-1, 2-1 SWC - 3rd)

Captain: Ben Winkleman

DATE	OPPONENT	UA/OPP RK	TV	W L T	UA	OPP
Oct. 1	HENDRIX			W	28	0
Oct. 8	DRURY			W	40	0
Oct. 15	vs. Ouachita Baptist*			W	28	0
Oct. 22	at Oklahoma State*			L	0	7
Oct. 29	SMU**			W	14	0
Nov. 5	vs. LSU#			L	7	10
Nov. 12	PHILLIPS			T	0	0
Nov. 19	BAYLOR*			W	13	12
Nov. 24	at TCU			L	14	19

* Southwest Conference game
+ Little Rock, Ark.
Shreveport, La.
^ Fort Smith, Ark.



FRANCIS SCHMIDT

7 seasons | 1922-28
42-20-3

Led by George Cole, Glen Rose and Wear Schoonover, Francis Schmidt's 1927 Razorback team won a then-school-record eight games. After guiding the Hogs to a 7-2 campaign in 1928, Schmidt left UA to take over the TCU program.

1922 • (5-4, 1-3 SWC - 6th)

Captain: Clarence Smith

DATE	OPPONENT	UA/OPP RK	TV	W L T	UA	OPP
Sept. 30	HENDRIX			W	39	0
Oct. 7	DRURY			W	22	0
Oct. 14	vs. Ouachita Baptist*			L	7	13
Oct. 21	at Baylor*			L	13	60
Oct. 28	vs. LSU#			W	40	6
Nov. 4	TULSA*			W	1	0
Nov. 11	at Rice*			L	7	31
Nov. 18	SMU (HC)*			W	9	0
Nov. 30	OKLAHOMA STATE**			L	0	13

* Southwest Conference game
+ Little Rock, Ark.
Shreveport, La.
^ Fort Smith, Ark.
~ Arkansas victory by forfeit

1923 • (6-2-1, 2-2 SWC - T-4th)

Captain: Sam Coleman

DATE	OPPONENT	UA/OPP RK	TV	W L T	UA	OPP
Sept. 29	CENTRAL ARKANSAS			W	32	0
Oct. 6	DRURY			W	26	0
Oct. 13	RICE*			W	23	0
Oct. 20	BAYLOR*			L	0	14
Oct. 27	vs. LSU#			W	26	13
Nov. 3	OUACHITA BAPTIST (HC)			T	0	0
Nov. 10	at SMU*			L	6	13
Nov. 24	vs. Phillips&			W	32	0
Dec. 1	OKLAHOMA STATE**			W	13	0

* Southwest Conference game
Shreveport, La.
& Muskogee, Okla.
^ Fort Smith, Ark.

1924 • (7-2-1, 1-2-1 SWC - 7th)

Captain: Yandell Rogers

DATE	OPPONENT	UA/OPP RK	TV	W L T	UA	OPP
Sept. 27	NORTHEASTERN STATE			W	54	6
Oct. 4	MISSOURI STATE			W	47	0
Oct. 11	HENDRIX			W	34	3
Oct. 18	at Baylor*			L	0	13
Oct. 25	OLE MISS*			W	20	0
Nov. 1	vs. LSU#			W	10	7
Nov. 8	SMU (HC)*			T	14	14
Nov. 15	PHILLIPS*			W	28	6
Nov. 21	at Oklahoma State*			L	0	20
Nov. 27	TCU*			W	20	0

* Southwest Conference game
+ Little Rock, Ark.
Shreveport, La.
^ Fort Smith, Ark.

1925 • (4-4-1, 2-2-1 SWC - T4th)

Captain: Brad Scott

DATE	OPPONENT	UA/OPP RK	TV	W L T	UA	OPP
Oct. 3	at Iowa			L	0	26
Oct. 10	OKLAHOMA BAPTIST			L	0	6
Oct. 17	at Rice*			L	9	13
Oct. 24	PHILLIPS			W	45	0
Oct. 31	vs. LSU*#			W	12	0
Nov. 7	at SMU*			T	0	0
Nov. 14	at TCU*			L	0	3
Nov. 21	OKLAHOMA STATE (HC)*			W	9	7
Nov. 26	at Tulsa			W	20	7

* Southwest Conference game
Shreveport, La.
NOTE: The LSU and Oklahoma State games were officially recognized as conference games

1926 • (5-5, 2-2 SWC - T-3rd)

Captain: Herman Boozman

DATE	OPPONENT	UA/OPP RK	TV	W L T	UA	OPP
Sept. 26	CENTRAL ARKANSAS			W	60	0
Oct. 2	OLE MISS*			W	21	6
Oct. 9	at Oklahoma			L	6	13
Oct. 16	vs. Hendrix*			W	14	7
Oct. 23	CENTENARY*			W	33	6
Oct. 30	at Kansas State			L	7	16
Nov. 6	vs. LSU*#			L	0	14
Nov. 12	TCU (HC)*			L	7	10
Nov. 19	at Oklahoma State			W	24	2
Nov. 25	at Tulsa			L	7	14

* Southwest Conference game
+ Little Rock, Ark.
Shreveport, La.
NOTE: The Ole Miss, Centenary and LSU games were officially recognized as conference games

1927 • (8-1, 3-1 SWC - 3rd)

Captain: Eussell Coleman

DATE	OPPONENT	UA/OPP RK	TV	W L T	UA	OPP
Oct. 1	COLLEGE OF THE OZARKS			W	32	0
Oct. 8	BAYLOR*			W	13	6
Oct. 15	at Texas A&M*			L	6	40
Oct. 22	MISSOURI-ROLLA			W	34	0
Oct. 29	LSU*#			W	28	0
Nov. 5	at TCU*			W	10	3
Nov. 12	OKLAHOMA STATE (HC)			W	33	20
Nov. 19	AUSTIN			W	42	0
Nov. 26	vs. Hendrix*			W	20	7

* Southwest Conference game
+ Little Rock, Ark.
Shreveport, La.
NOTE: The LSU game was officially recognized as a conference game

1928 • (7-2, 3-1 SWC - 2nd)

Captain: Alva Winters

DATE	OPPONENT	UA/OPP RK	TV	W L T	UA	OPP
Sept. 29	at Ole Miss			L	0	25
Oct. 6	COLLEGE OF THE OZARKS			W	21	0
Oct. 13	vs. Baylor**			W	14	0
Oct. 27	at Texas*			L	7	20
Oct. 29	TEXAS A&M (HC)*			W	27	12
Nov. 3	vs. LSU*#			W	7	0
Nov. 17	MISSOURI-ROLLA			W	45	6
Nov. 24	OKLAHOMA BAPTIST			W	57	0
Nov. 29	RHODES COLLEGE			W	73	0

* Southwest Conference game
Shreveport, La.
^ Texarkana, Ark.
NOTE: The LSU game was officially recognized as a conference game



FRED THOMSEN

13 seasons | 1929-41
56-61-10

Still the second-longest tenured head coach in Arkansas football history, Fred Thomsen was an offensive innovator who made the passing game an integral part of the UA attack. He led the Hogs to what would have been their first Southwest Conference title in 1933 only to vacate the championship for using an ineligible player. All-SWC performances by Jack Robbins and Jim Benton helped the Hogs to the SWC crown in 1936 and a tie for 18th in the final Associated Press poll in its first year of existence.

1929 • (7-2, 3-2 SWC - 3rd)

Captain: Clarence Gels

DATE	OPPONENT	UA/OPP RK	TV	W L T	UA	OPP
Sept. 28	COLLEGE OF THE OZARKS			W	37	0
Oct. 5	HENDERSON (ARK.) ST.			W	30	7
Oct. 12	TEXAS*			L	0	27
Oct. 19	at Baylor*			L	20	31
Oct. 26	at Texas A&M*			W	14	13
Nov. 2	LSU#			W	32	0
Nov. 9	EAST CENTRAL OKLAHOMA			W	52	7
Nov. 16	CENTENARY (HC)			W	13	2
Nov. 28	at Oklahoma State*			W	32	6

* Southwest Conference game
Shreveport, La.
NOTE: The LSU and Oklahoma State games were officially recognized as conference games

1930 • (3-6, 2-2 SWC - T-4th)

Captain: Milan Creighton

DATE	OPPONENT	UA/OPP RK	TV	W L T	UA	OPP
Sept. 27	COLLEGE OF THE OZARKS			W	27	0
Oct. 4	at Tulsa			L	6	26
Oct. 11	at TCU*			L	0	40
Oct. 18	RICE (HC)*			W	7	6
Oct. 25	TEXAS A&M**			W	13	0
Nov. 1	vs. LSU#			L	12	27
Nov. 8	OKLAHOMA STATE			L	0	26
Nov. 15	BAYLOR*			L	7	22
Nov. 27	at Centenary			L	6	7

* Southwest Conference game
+ Little Rock, Ark.
Shreveport, La.

1931 • (3-5-1, 0-4 SWC - 7th)

Captain: Earl Secrest

DATE	OPPONENT	UA/OPP RK	TV	W L T	UA	OPP
Sept. 26	COLLEGE OF THE OZARKS			W	13	6
Oct. 3	HENDRIX			W	19	0
Oct. 10	SMU*			L	6	42
Oct. 17	at Baylor*			L	7	19
Oct. 24	vs. LSU#			L	6	13
Oct. 31	TCU (HC)*			L	0	7
Nov. 3	at Chicago			T	13	13
Nov. 21	at Rice*			L	12	26
Nov. 26	at Centenary			W	6	0

* Southwest Conference game
Shreveport, La.

1932 • (1-6-2, 1-4 SWC - 7th)

Captain: Judson Irwin

DATE	OPPONENT	UA/OPP RK	TV	W L T	UA	OPP
Sept. 24	HENDRIX			T	0	0
Oct. 1	MISSOURI-ROLLA			L	19	20
Oct. 8	at TCU*			L	12	34
Oct. 15	BAYLOR**			W	20	6
Oct. 22	vs. LSU#			L	0	14
Nov. 5	RICE (HC)*			L	7	13
Nov. 12	at SMU*			L	7	13
Nov. 18	TEXAS*			L	0	34
Nov. 26	at Centenary			T	0	0

* Southwest Conference game
+ Little Rock, Ark.
Shreveport, La.



SEASON-BY-SEASON RESULTS

1933 • (7-3-1, 4-1 SWC - 1st)

Captain: Lewis Johnson

DATE	OPPONENT	UA/OPP RK	TV	W L T	UA	OPP
Sept. 23	COLLEGE OF THE OZARKS			W	40	0
Sept. 30	OKLAHOMA BAPTIST			W	42	7
Oct. 7	TCU*			W	13	0
Oct. 14	BAYLOR*			W	19	7
Oct. 21	at LSU#			L	0	20
Oct. 28	SMU (HC)*			W	3	0
Nov. 11	at Rice*			L	6	7
Nov. 18	HENDRIX			W	63	0
Nov. 24	at Texas*			W	20	6
Nov. 30	at Tulsa			L	0	7

Jan. 1 vs. Centenary*

* Southwest Conference game

* Little Rock, Ark.

Shreveport, La.

> Dixie Classic (Dallas, Texas)

NOTE: No SWC champion recognized in 1933.

1934 • (4-4-2, 2-3-1 SWC - 5th)

Captain: W. R. Benton

DATE	OPPONENT	UA/OPP RK	TV	W L T	UA	OPP
Sept. 29	COLLEGE OF THE OZARKS			W	13	0
Oct. 6	at TCU*			W	24	10
Oct. 13	BAYLOR*			W	6	0
Oct. 20	vs. LSU#			L	0	16
Oct. 27	MISSOURI-ROLLA			W	20	0
Nov. 3	at Texas A&M*			T	7	7
Nov. 10	RICE (HC)*			L	0	7
Nov. 17	at SMU*			L	6	10
Nov. 23	TEXAS*			L	12	19
Nov. 29	at Tulsa			T	7	7

* Southwest Conference game

* Little Rock, Ark.

Shreveport, La.

1935 • (5-5, 2-4 SWC - 5th)

Captain: Choice Rucker

DATE	OPPONENT	UA/OPP RK	TV	W L T	UA	OPP
Sept. 28	PITTSBURG (KAN.) ST.			W	12	0
Oct. 5	TCU*			L	7	13
Oct. 12	at Baylor*			L	6	13
Oct. 19	vs. LSU#			L	7	13
Oct. 26	COLLEGE OF THE OZARKS			W	51	6
Nov. 2	TEXAS A&M*			W	14	7
Nov. 8	at Rice*			L	7	20
Nov. 16	SMU (HC)*			L	6	17
Nov. 22	at Texas*			W	28	13
Nov. 28	at Tulsa			W	14	7

* Southwest Conference game

Shreveport, La.

* Little Rock, Ark.

1936 • (7-3, 5-1 SWC - 1st)

SWC CHAMPION • T-18th AP

Captain: Clifford Van Sickle

DATE	OPPONENT	UA/OPP RK	TV	W L T	UA	OPP
Sept. 26	PITTSBURG (KAN.) ST.			W	53	0
Oct. 3	at TCU*			L	14	18
Oct. 10	BAYLOR*			W	14	10
Oct. 16	at George Washington			L	6	13
Oct. 24	vs. LSU#	NR/13		L	7	19
Oct. 31	at Texas A&M*			W	18	0
Nov. 7	RICE (HC)*			W	20	14
Nov. 14	at SMU*	NR/19		W	17	0
Nov. 26	at Tulsa			W	23	13
Dec. 3	TEXAS*	18/NR		W	6	0

* Southwest Conference game

* Little Rock, Ark.

Shreveport, La.

1937 • (6-2-2, 3-2-1 SWC - 3rd)

T-14th AP

Captains: Jack Robbins, Jim Benton

DATE	OPPONENT	UA/OPP RK	TV	W L T	UA	OPP
Sept. 25	CENTRAL (OKLA.) ST.			W	25	0
Oct. 2	TCU*			T	7	7
Oct. 9	at Baylor*			L	14	20
Oct. 16	at Texas*			W	21	10
Oct. 23	SMU**			W	13	0
Oct. 30	TEXAS A&M (HC)*	20/NR		W	26	13
Nov. 6	at Rice*	16/NR		L	20	26
Nov. 13	vs. Ole Miss#	20/NR		W	32	6
Nov. 20	GEORGE WASHINGTON*			T	0	0
Nov. 25	at Tulsa			W	28	7

* Southwest Conference game

* Little Rock, Ark.

Memphis, Tenn.

* Fort Smith, Ark.

1938 • (2-7-1, 1-5 SWC - 7th)

Captain: Lloyd Woodell

DATE	OPPONENT	UA/OPP RK	TV	W L T	UA	OPP
Sept. 24	OKLAHOMA STATE			W	27	7
Oct. 1	at TCU*			L	14	21
Oct. 8	BAYLOR*			L	6	9
Oct. 15	TEXAS*			W	42	6
Oct. 22	at Santa Clara	NR/6		L	6	21
Oct. 29	at Texas A&M*			L	7	13
Nov. 5	RICE (HC)*			L	0	3
Nov. 12	at SMU*			L	6	19
Nov. 16	Ole Miss#			L	14	20
Nov. 24	at Tulsa			T	6	6

* Southwest Conference game

* Little Rock, Ark.

Memphis, Tenn.

1939 • (4-5-1, 2-3-1 SWC - 5th)

Captains: Kay Eakin, Ray Cole

DATE	OPPONENT	UA/OPP RK	TV	W L T	UA	OPP
Sept. 23	OKLAHOMA STATE			W	32	6
Sept. 30	vs. Mississippi State#			L	0	19
Oct. 7	TCU*			W	14	13
Oct. 14	at Baylor*			L	7	19
Oct. 21	at Texas*			L	13	14
Oct. 28	at Villanova			L	0	7
Nov. 4	TEXAS A&M (HC)*	NR/5		L	0	27
Nov. 11	at Rice*			T	12	12
Nov. 17	SMU**	NR/17		W	14	0
Nov. 30	at Tulsa			W	23	0

* Southwest Conference game

* Little Rock, Ark.

Memphis, Tenn.

1940 • (4-6, 1-5 SWC - 6th)

Captains: A.J. Yates, Howard Hickey

DATE	OPPONENT	UA/OPP RK	TV	W L T	UA	OPP
Sept. 28	E. CENT. (OKLA.) ST.			W	38	0
Oct. 5	at TCU*			L	0	20
Oct. 12	BAYLOR*			W	12	6
Oct. 19	TEXAS*	NR/14		L	0	21
Oct. 26	vs. Ole Miss#			W	21	20
Nov. 2	at Texas A&M*	NR/5		L	0	17
Nov. 9	RICE (HC)*			L	7	14
Nov. 16	at SMU*	NR/20		L	0	28
Nov. 21	at Fordham	NR/15		L	7	27
Nov. 28	at Tulsa			W	27	21

* Southwest Conference game

* Little Rock, Ark.

Memphis, Tenn.

1941 • (3-7, 0-6 SWC - 7th)

Captain: Daryl Cato

DATE	OPPONENT	UA/OPP RK	TV	W L T	UA	OPP
Sept. 27	E. CENTRAL (OKLA.) ST.			W	56	0
Oct. 4	TCU*			L	0	9
Oct. 11	at Baylor*			L	7	20
Oct. 18	at Texas*	NR/2		L	14	48
Oct. 24	at Detroit			W	9	6
Nov. 1	TEXAS A&M*	NR/5		L	0	7
Nov. 8	at Rice*			L	12	21
Nov. 15	SMU (HC)*			L	7	14
Nov. 22	vs. Ole Miss#			L	0	18
Nov. 27	at Tulsa			W	13	6

* Southwest Conference game

* Little Rock, Ark.

Memphis, Tenn.



GEORGE COLE

1 season | 1942
3-7

The first of just two Arkansas graduates to serve as head football coach at his alma mater, George Cole went on to serve as athletic director at the school from 1970 to 1972. An All-Southwest Conference quarterback and a shortstop on the UA baseball team during his collegiate career, Cole began his administrative career as a line coach for the Razorbacks in 1936 and served as assistant athletic director under John Barnhill. Arkansas' baseball facility, Baum Stadium at George Cole Field, bears his name.

1942 • (3-7, 0-6 SWC - 7th)

Captains: Clayton Wynne, Robert Forte

DATE	OPPONENT	UA/OPP RK	TV	W L T	UA	OPP
Sept. 26	WICHITA STATE			W	27	0
Oct. 3	at TCU*			L	6	13
Oct. 10	BAYLOR*			L	7	20
Oct. 17	TEXAS*	NR/20		L	6	47
Oct. 24	vs. Ole Miss#			W	7	6
Oct. 31	at Texas A&M*			L	0	41
Nov. 7	RICE (HC)*			L	9	40
Nov. 14	at SMU*			L	6	14
Nov. 21	at Detroit			W	14	7
Nov. 26	at Tulsa	NR/6		L	7	40

* Southwest Conference game

* Little Rock, Ark.

Memphis, Tenn.



JOHN TOMLIN

1 season | 1943
2-7

The Razorbacks managed just two wins and tied for fifth place in the Southwest Conference in their only season under John Tomlin. His brief tenure ended with one of the most lopsided losses in UA history, a 61-0 loss at Tulsa.

1943 • (2-7, 1-4 SWC - T-5th)

Captains: Lamar Dingle, Ben Jones

DATE	OPPONENT	UA/OPP RK	TV	W L T	UA	OPP
Sept. 25	MISSOURI-ROLLA			W	59	0
Oct. 2	TCU*			L	0	13
Oct. 9	MONTEICELLO NAVY			L	12	20
Oct. 16	at Texas*			L	0	34
Oct. 30	TEXAS A&M (HC)*	NR/19		L	0	13
Nov. 6	at Rice*			L	7	20
Nov. 13	at SMU**			W	14	12
Nov. 19	OKLAHOMA STATE*			L	13	19
Nov. 25	at Tulsa	NR/20		L	0	61

* Southwest Conference game

* Little Rock, Ark.

San Antonio, Texas

* Fort Smith, Ark.



SEASON-BY-SEASON RESULTS



GLEN ROSE

2 seasons | 1944-45
8-12-1

While guiding the Razorback football program through the final years of the World War II era, Glen Rose recorded back-to-back wins over Ole Miss and directed the Hogs in their most recent game against an in-state opponent – a 41-0 win over Arkansas-Monticello (then known as Arkansas A&M) in the 1944 season finale.

1944 • (5-5-1, 2-2-1 SWC - 3rd)

Captains: Lamar Dingler, James Young

DATE	OPPONENT	UA/OPP RK	TV	W	L	T	UA	OPP
Sept. 23	at Missouri*			W			7	6
Sept. 29	at Oklahoma State*			L			0	19
Oct. 7	at TCU*				T		6	6
Oct. 14	NORMAN NAVY			L			7	27
Oct. 21	TEXAS*			L			0	19
Oct. 28	vs. Ole Miss*			W			26	18
Nov. 4	at Texas A&M*			W			7	6
Nov. 11	RICE (HC)*			W			12	7
Nov. 18	at SMU*			L			12	20
Nov. 23	at Tulsa			L			2	33
Dec. 2	ARKANSAS-MONTICELLO			W			41	0

* Southwest Conference game

+ Little Rock, Ark.

Memphis, Tenn.

* St. Louis, Mo.

& Oklahoma City, Okla.

1945 • (3-7, 1-5 SWC - 7th)

Captains: Earl Wheeler, Henry Ford

DATE	OPPONENT	UA/OPP RK	TV	W	L	T	UA	OPP
Sept. 22	at Barksdale AFB#			W			12	6
Sept. 29	OKLAHOMA STATE			L			14	19
Oct. 6	TCU*			W			27	14
Oct. 13	at Baylor*			L			13	23
Oct. 20	TEXAS*			L			7	34
Oct. 27	vs. Ole Miss*			W			19	0
Nov. 3	TEXAS A&M (HC)*			L			0	34
Nov. 10	at Rice*			L			7	26
Nov. 17	at SMU*			L			0	21
Nov. 23	at Tulsa			L			13	45

* Southwest Conference game

+ Little Rock, Ark.

Shreveport, La.

* Memphis, Tenn.



JOHN BARNHILL

4 seasons | 1946-49
22-17-3

Widely credited with uniting the state of Arkansas behind the Razorback program, John Barnhill led UA to a share of the Southwest Conference title and its first Cotton Bowl berth in the first of his four seasons before retiring from coaching to focus on his duties as athletic director. His coaching tenure included the debut of War Memorial Stadium in Little Rock, Ark., the Hogs' second and third bowl appearances and the recruitment of 1948 All-American and Olympic silver medal winner Clyde Scott.

1946 • (6-3-2, 5-1 SWC - T-1st)

SWC CO-CHAMPION • 16th AP

Captain: Joyce Pipkin

DATE	OPPONENT	UA/OPP RK	TV	W	L	T	UA	OPP
Sept. 21	N'WESTERN (LA.) ST.			W			21	14
Sept. 28	at Oklahoma State				T		21	21
Oct. 5	at TCU*			W			34	14
Oct. 12	BAYLOR*			W			13	0
Oct. 19	at Texas*			L			0	20
Oct. 26	vs. Ole Miss*			L			7	9
Nov. 2	at Texas A&M*			W			7	0
Nov. 9	RICE*			W			7	0
Nov. 16	SMU (HC)*			W			13	0
Nov. 28	at Tulsa			L			13	14
Jan. 1	vs. LSU*				T		0	0

* Southwest Conference game

+ Little Rock, Ark.

Memphis, Tenn.

> 1947 Cotton Bowl (Dallas, Texas)

1947 • (6-4-1, 1-4-1 SWC - T-5th)

Captain: James Minor

DATE	OPPONENT	UA/OPP RK	TV	W	L	T	UA	OPP
Sept. 20	N'WESTERN (LA.) ST.			W			64	0
Sept. 27	NORTH TEXAS*			W			12	0
Oct. 4	TCU*			W			6	0
Oct. 11	at Baylor*			L			9	17
Oct. 18	vs. Texas*#			L			6	21
Oct. 25	vs. Ole Miss*			W			19	14
Nov. 1	TEXAS A&M (HC)*				T		21	21
Nov. 8	at Rice*			L			0	26
Nov. 15	at SMU*			L			6	14
Nov. 27	at Tulsa			W			27	13
Jan. 1	vs. William & Mary*			W			21	19

* Southwest Conference game

+ Little Rock, Ark.

Memphis, Tenn.

> 1948 Dixie Bowl (Birmingham, Ala.)

1948 • (5-5, 2-4 SWC - 5th)

Captain: Clyde Scott

DATE	OPPONENT	UA/OPP RK	TV	W	L	T	UA	OPP
Sept. 18	ABILENE CHRISTIAN*			W			40	6
Sept. 25	EAST TEXAS STATE			W			46	7
Oct. 2	at TCU*			W			27	14
Oct. 9	BAYLOR*			L			7	23
Oct. 16	at Texas*			L			6	14
Oct. 30	at Texas A&M*			W			28	6
Nov. 6	RICE*			L			6	25
Nov. 13	SMU (HC)*			L			12	14
Nov. 20	TULSA*			W			55	18
Nov. 27	WILLIAM & MARY*			L			0	19

* Southwest Conference game

+ Little Rock, Ark.

1949 • (5-5, 2-4 SWC - 6th)

Captain: Alvin Duke

DATE	OPPONENT	UA/OPP RK	TV	W	L	T	UA	OPP
Sept. 24	NORTH TEXAS*			W			33	19
Oct. 1	TCU*			W			27	7
Oct. 8	at Baylor*			L			13	35
Oct. 15	TEXAS*			L			14	27
Oct. 22	at Vanderbilt			W			7	6
Oct. 29	TEXAS A&M (HC)*			W			27	6
Nov. 5	at Rice*			L			0	14
Nov. 12	at SMU*			L			6	34
Nov. 19	WILLIAM & MARY*			L			0	20
Nov. 26	TULSA			W			40	7

* Southwest Conference game

+ Little Rock, Ark.



OTIS DOUGLAS

3 seasons | 1950-52
9-21

Despite personnel that included future NFL stars Fred Williams, Dave "Hawg" Hanner, Pat Summerall, Lamar McHan, Floyd Sagely and Lewis Carpenter, the Razorbacks managed just nine wins during Douglas' three-year tenure. The highlight of his stay was a 16-14 win over Texas in 1951 – the Razorbacks' first win over the Longhorns in Fayetteville.

1950 • (2-8, 1-5 SWC - 7th)

Captain: George Eckert

DATE	OPPONENT	UA/OPP RK	TV	W	L	T	UA	OPP
Sept. 23	OKLAHOMA STATE*			L			7	12
Sept. 30	NORTH TEXAS			W			50	6
Oct. 7	at TCU*			L			6	13
Oct. 14	BAYLOR*			W			27	6
Oct. 21	at Texas*			L			14	19
Oct. 28	VANDERBILT*			L			13	14
Nov. 4	at Texas A&M*			L			13	42
Nov. 11	RICE (HC)*			L			6	9
Nov. 18	SMU*			L			7	14
Nov. 23	at Tulsa			L			13	28

* Southwest Conference game

+ Little Rock, Ark.

1951 • (5-5, 2-4 SWC - 6th)

Captains: Dave Hanner, Pat Summerall

DATE	OPPONENT	UA/OPP RK	TV	W	L	T	UA	OPP
Sept. 22	at Oklahoma State			W			42	7
Sept. 29	ARIZONA STATE			W			30	13
Oct. 6	TCU*			L			7	17
Oct. 13	at Baylor*			L			7	9
Oct. 20	TEXAS*			W			16	14
Oct. 27	SANTA CLARA*			L			12	21
Nov. 3	TEXAS A&M (HC)*			W			33	21
Nov. 10	at Rice*			L			0	6
Nov. 17	at SMU*			L			7	47
Nov. 24	TULSA*			W			24	7

* Southwest Conference game

+ Little Rock, Ark.

1952 • (2-8, 1-5 SWC - 7th)

Captains: Dean Pryor, Buddy Sutton

DATE	OPPONENT	UA/OPP RK	TV	W	L	T	UA	OPP
Sept. 20	OKLAHOMA STATE*			W			22	20
Sept. 27	HOUSTON			L			7	17
Oct. 4	at TCU*			L			7	13
Oct. 11	BAYLOR*			W			20	17
Oct. 18	at Texas*			L			7	44
Oct. 25	OLE MISS*			L			7	34
Nov. 1	at Texas A&M*			L			12	31
Nov. 8	RICE*			L			33	35
Nov. 15	SMU (HC)*			L			17	27
Nov. 22	at Tulsa			L			34	44

* Southwest Conference game

+ Little Rock, Ark.



BOWDEN WYATT

2 seasons | 1953-54
11-10

After an inauspicious 3-7-0 mark in his initial campaign, Bowden Wyatt led the "25 Little Pigs" to Arkansas' second Southwest Conference title in 1954. That season also saw the Hogs earn their first win at Texas in 17 years, followed the next week by a 6-0 upset of Ole Miss on a 66-yard touchdown pass from Bob Benson to Preston Carpenter known to Razorback fans as the "Powder River Play." Wyatt left after the 1954 season to coach Tennessee, his alma mater.

1953 • (3-7, 2-4 SWC - 5th)

Captains: Jim Speering, Ralph Troillett

DATE	OPPONENT	UA/OPP RK	TV	W	L	T	UA	OPP
Sept. 26	OKLAHOMA STATE*			L			6	7
Oct. 3	TCU*			W			13	6
Oct. 10	at Baylor*			L			7	14
Oct. 17	TEXAS (HC)*			L			7	16
Oct. 24	vs. Ole Miss*			L			0	28
Oct. 31	TEXAS A&M*			W			41	14
Nov. 7	at Rice*			L			0	47
Nov. 14	at SMU*			L			7	13
Nov. 21	LSU*			L			8	9
Nov. 28	TULSA			W			27	7

* Southwest Conference game

+ Little Rock, Ark.

Memphis, Tenn.

1954 • (8-3, 5-1 SWC - 1st)

SWC CHAMPION • 10th AP/8th UPI

Captains: Bobby Proctor, Jim Roth

DATE	OPPONENT	UA/OPP RK	TV	W	L	T	UA	OPP
Sept. 25	TULSA			W			41	0
Oct. 2	at TCU*			W			20	13
Oct. 9	BAYLOR*			W			21	20
Oct. 16	at Texas*			W			20	7
Oct. 23	OLE MISS*			W			6	0
Oct. 30	at Texas A&M*			W			14	7
Nov. 6	RICE*			W			28	15
Nov. 13	SMU (HC)*			L			14	21
Nov. 20	vs. LSU*			L			6	7
Nov. 27	at Houston			W			19	0
Jan. 1	vs. Georgia Tech*			L			6	14

* Southwest Conference game

+ Little Rock, Ark.

Shreveport, La.

> 1955 Cotton Bowl (Dallas, Texas)



SEASON-BY-SEASON RESULTS



JACK MITCHELL

3 seasons | 1955-57
17-12-1

Jack Mitchell led Arkansas to three winning seasons and consecutive wins over Texas in 1955 and 1956 and consecutive wins over unbeaten Ole Miss teams in 1956 and 1957 before leaving UA for Kansas following the 1957 season.

1955 • (5-4-1, 3-2-1 SWC - 4th)

Captains: Preston Carpenter, Henry Moore

DATE	OPPONENT	UA/OPP RK	TV	W L T	UA	OPP
Sept. 17	TULSA			W	21	6
Sept. 24	OKLAHOMA STATE+	17/NR		W	21	0
Oct. 1	TCU*	NR/10		L	0	26
Oct. 8	at Baylor*			L	20	25
Oct. 15	TEXAS*+			W	27	20
Oct. 22	at Ole Miss			L	7	17
Oct. 29	TEXAS A&M (HC)*	NR/11		T	7	7
Nov. 5	at Rice*		NA	W	10	0
Nov. 12	at SMU*		NA	W	6	0
Nov. 19	LSU+			L	7	13

* Southwest Conference game

+ Little Rock, Ark.

1956 • (6-4, 3-3 SWC - 4th)

Captains: Neil Martin, Ted Souther

DATE	OPPONENT	UA/OPP RK	TV	W L T	UA	OPP
Sept. 22	HARDIN-SIMMONS			W	21	6
Sept. 29	OKLAHOMA STATE+			W	19	7
Oct. 6	at TCU*		NA	L	6	41
Oct. 13	BAYLOR*			L	7	14
Oct. 20	at Texas*			W	32	14
Oct. 27	OLE MISS+			W	14	0
Nov. 3	at Texas A&M*		NA	L	0	27
Nov. 10	RICE (HC)*			W	27	12
Nov. 17	SMU*+			W	27	13
Nov. 24	vs. LSU#			L	7	21

* Southwest Conference game

+ Little Rock, Ark.

Shreveport, La.

1957 • (6-4, 2-4 SWC - T-5th)

Captains: Jay Donathan, Gerald Nesbit, George Walker

DATE	OPPONENT	UA/OPP RK	TV	W L T	UA	OPP
Sept. 21	OKLAHOMA STATE+			W	12	0
Sept. 28	TULSA			W	41	14
Oct. 5	TCU*+	NR/18		W	20	7
Oct. 12	at Baylor*	11/NR		W	20	17
Oct. 19	TEXAS*	10/NR		L	0	17
Oct. 26	vs. Ole Miss#	NR/6		W	12	6
Nov. 2	TEXAS A&M (HC)*	11/1		L	6	7
Nov. 9	at Rice*	12/NR	NA	L	7	13
Nov. 16	at SMU*			L	22	27
Nov. 23	TEXAS TECH+			W	47	26

* Southwest Conference game

+ Little Rock, Ark.

Memphis, Tenn.

NOTE: The Texas Tech game was not officially recognized as a conference game because Texas Tech was not a full SWC member.



FRANK BROYLES

19 seasons | 1958-76
144-58-5

Frank Broyles' arrival at Arkansas prior to the 1958 season marked the beginning of a relationship between Broyles and the institution. He served as athletic director from 1973-2007. With 144 wins in 19 seasons, Broyles ranks as the winningest and longest-tenured head football coach in UA history. His 1964 team went 11-0 to earn the school's only national championship and No. 1 final ranking by the Football Writers Association of America. He led the Razorbacks to 10 bowl appearances, including nine New Year's Day Bowls.

1958 • (4-6, 2-4 SWC - T-5th)

Captains: Richard Bell, Billy Micheal

DATE	OPPONENT	UA/OPP RK	TV	W L T	UA	OPP
Sept. 20	BAYLOR*+			L	0	12
Sept. 27	TULSA			L	14	27
Oct. 4	at TCU*			L	7	12
Oct. 11	RICE*			L	0	24
Oct. 18	TEXAS*	NR/7		L	6	24
Oct. 25	OLE MISS+	NR/6		L	12	14
Nov. 1	at Texas A&M*			W	21	8
Nov. 8	HARDIN-SIMMONS+			W	60	15
Nov. 15	SMU (HC)*	NR/15		W	13	6
Nov. 22	at Texas Tech			W	14	8

* Southwest Conference game

+ Little Rock, Ark.

NOTE: The Texas Tech game was not officially recognized as a conference game because Texas Tech was not a full SWC member

1959 • (9-2, 5-1 SWC - T-1st)

SWC CO-CHAMPION • 9th AP/9th UPI

Captains: Billy Lufow, James Monroe, Barry Switzer

DATE	OPPONENT	UA/OPP RK	TV	W L T	UA	OPP
Sept. 19	TULSA			W	28	0
Sept. 26	OKLAHOMA STATE+			W	13	7
Oct. 3	TCU*			W	3	0
Oct. 10	at Baylor*	19/NR		W	23	7
Oct. 17	TEXAS*+	12/3		L	12	13
Oct. 24	vs. Ole Miss#	10/4		L	0	28
Oct. 31	TEXAS A&M (HC)*	17/NR	NA	W	12	7
Nov. 7	at Rice*	16/NR		W	14	10
Nov. 14	at SMU*	20/NR	NA	W	17	14
Nov. 21	TEXAS TECH+	13/NR		W	27	8
Jan. 2	vs. Georgia Tech>	9/NR	NA	W	14	7

* Southwest Conference game

+ Little Rock, Ark.

Memphis, Tenn.

> 1960 Gator Bowl (Jacksonville, Fla.)

NOTE: The Texas Tech game was not officially recognized as a conference game because Texas Tech was not a full SWC member

1960 • (8-3, 6-1 SWC - 1st)

SWC CHAMPION • 7th AP/7th UPI

Captains: Steve Butler, Wayne Harris

DATE	OPPONENT	UA/OPP RK	TV	W L T	UA	OPP
Sept. 17	OKLAHOMA STATE+	19/NR		W	9	0
Sept. 24	TULSA			W	48	7
Oct. 1	at TCU*	14/NR		W	7	0
Oct. 8	BAYLOR*	20/3		L	14	28
Oct. 15	at Texas*	NR/11	ABC	W	24	23
Oct. 22	OLE MISS+	14/2		L	7	10
Oct. 29	at Texas A&M*	12/NR		W	7	3
Nov. 5	RICE*+	16/10		W	3	0
Nov. 12	SMU (HC)*	9/NR		W	26	3
Nov. 19	at Texas Tech*	7/NR		W	34	6
Jan. 1	vs. Duke>	7/10	CBS	L	6	7

* Southwest Conference game

+ Little Rock, Ark.

> 1961 Cotton Bowl (Dallas, Texas)

1961 • (8-3, 6-1 SWC - T-1st)

SWC CO-CHAMPION • 9th AP/8th UPI

Captains: John Childress, Harold Horton, George McKinney

DATE	OPPONENT	UA/OPP RK	TV	W L T	UA	OPP
Sept. 23	at Ole Miss#	12/9	ABC-N	L	0	16
Sept. 30	TULSA			W	6	0
Oct. 7	TCU*+	NR/18		W	28	3
Oct. 14	at Baylor*	20/9		W	23	13
Oct. 21	TEXAS*	10/3		L	7	33
Oct. 28	N'WESTERN (LA.) ST.*			W	42	7
Nov. 4	TEXAS A&M (HC)*	22/NR		W	15	8
Nov. 11	at Rice*	18/NR		W	10	0
Nov. 18	at SMU*	14/NR		W	21	7
Nov. 25	TEXAS TECH*+	9/NR		W	28	0
Jan. 1	vs. Alabama>	9/1	NA-N	L	3	10

* Southwest Conference game

+ Little Rock, Ark.

Jackson, Miss.

> 1962 Sugar Bowl (New Orleans, La.)

1962 • (9-2, 6-1 SWC - 2nd)

6th AP/6th UPI

Captains: Billy Moore, Ray Trail

DATE	OPPONENT	UA/OPP RK	TV	W L T	UA	OPP
Sept. 22	OKLAHOMA STATE+	15/NR		W	34	7
Sept. 29	TULSA	11/NR		W	42	14
Oct. 6	at TCU*	15/NR		W	42	14
Oct. 13	BAYLOR*	8/NR		W	28	21
Oct. 20	at Texas*	7/1		L	3	7
Oct. 27	HARDIN-SIMMONS+	9/NR		W	49	7
Nov. 3	at Texas A&M*	8/NR		W	17	7
Nov. 10	RICE (HC)*	6/NR		W	28	14
Nov. 17	SMU*+	7/NR		W	9	7
Nov. 24	at Texas Tech*	7/NR		W	34	0
Jan. 1	vs. Ole Miss>	6/3	NBC	L	13	17

* Southwest Conference game

+ Little Rock, Ark.

> 1963 Sugar Bowl (New Orleans, La.)

1963 • (5-5, 3-4 SWC - 4th)

Captains: Jim Grizzle, Mike Parker

DATE	OPPONENT	UA/OPP RK	TV	W L T	UA	OPP
Sept. 21	OKLAHOMA STATE+	8/NR		W	21	0
Sept. 28	MISSOURI+	8/NR		L	6	7
Oct. 5	TCU*	12/25		W	18	3
Oct. 12	at Baylor*	12/NR		L	10	14
Oct. 19	TEXAS*+	12/1		L	13	17
Oct. 26	TULSA	11/NR		W	56	7
Nov. 2	TEXAS A&M*+	11/NR		W	21	7
Nov. 9	at Rice*		NA	L	0	7
Nov. 16	at SMU*			L	7	14
Nov. 23	TEXAS TECH (HC)*			W	27	20

* Southwest Conference game

+ Little Rock, Ark.

1964 • (11-0, 7-0 SWC - 1st)

NATIONAL CHAMPION • SWC CHAMPION • 1st FWAA/2nd AP/2nd UPI

Captains: Seniors

DATE	OPPONENT	UA/OPP RK	TV	W L T	UA	OPP
Sept. 19	OKLAHOMA STATE+	11/NR		W	14	10
Sept. 26	TULSA	11/NR	NA	W	31	22
Oct. 3	at TCU*	11/NR		W	29	6
Oct. 10	BAYLOR*+	9/NR		W	17	6
Oct. 17	at Texas*	8/1		W	14	13
Oct. 24	WICHITA STATE+	4/NR		W	17	0
Oct. 31	at Texas A&M*	4/NR		W	17	0
Nov. 7	RICE*	4/NR		W	21	0
Nov. 14	SMU (HC)*	3/NR		W	44	0
Nov. 21	at Texas Tech*	3/NR		W	17	0
Jan. 1	vs. Nebraska>	2/6	CBS	W	10	7

* Southwest Conference game

+ Little Rock, Ark.

> 1965 Cotton Bowl (Dallas, Texas)



SEASON-BY-SEASON RESULTS

1965 • (10-1, 7-0 SWC - 1st) SWC CHAMPION • 3rd AP/2nd UPI

Captains: Seniors

DATE	OPPONENT	UA/OPP RK	TV	W L T	UA	OPP
Sept. 18	OKLAHOMA STATE+	6/NR		W	28	14
Sept. 25	TULSA	5/NR		W	20	12
Oct. 2	TCU*	4/NR		W	28	0
Oct. 9	at Baylor*	3/NR		W	38	7
Oct. 16	TEXAS*	3/1	NBC-N	W	27	24
Oct. 23	NORTH TEXAS+	1/NR		W	55	20
Oct. 30	TEXAS A&M*	2/NR		W	31	0
Nov. 6	at Rice*	2/NR		W	31	0
Nov. 13	at SMU*	2/NR		W	24	3
Nov. 20	TEXAS TECH (HC)*	2/9	NA-R	W	42	24
Jan. 1	vs. LSU>	2/NR	CBS-N	L	7	14

* Southwest Conference game

+ Little Rock, Ark.

> 1966 Cotton Bowl (Dallas, Texas)

1966 • (8-2, 5-2 SWC - T-2nd) 13th UPI

Captains: Seniors

DATE	OPPONENT	UA/OPP RK	TV	W L T	UA	OPP
Sept. 17	OKLAHOMA STATE+	5/NR		W	14	10
Sept. 24	TULSA	6/NR		W	27	8
Oct. 1	at TCU*	7/NR		W	21	0
Oct. 8	BAYLOR*	5/12		L	0	7
Oct. 15	at Texas*	12/NR	NBC	W	12	7
Oct. 22	WICHITA STATE+	11/NR		W	41	0
Oct. 29	at Texas A&M*	9/21		W	34	0
Nov. 5	RICE*	8/NR		W	31	20
Nov. 12	SMU (HC)*	6/15		W	22	0
Nov. 19	at Texas Tech*	6/NR		L	16	21

* Southwest Conference game

+ Little Rock, Ark.

1967 • (4-5-1, 3-3-1 SWC - 5th)

Captains: Hartford Hamilton, Ernest Ruple, Larry Watkins

DATE	OPPONENT	UA/OPP RK	TV	W L T	UA	OPP
Sept. 23	OKLAHOMA STATE+	11/NR		L	6	7
Sept. 30	TULSA			L	12	14
Oct. 7	TCU*			W	26	0
Oct. 14	at Baylor*			T	10	10
Oct. 21	TEXAS*		ABC	L	12	21
Oct. 28	KANSAS STATE+			W	28	7
Nov. 4	TEXAS A&M (HC)*			L	21	33
Nov. 11	at Rice*			W	23	9
Nov. 18	at SMU*			W	35	17
Nov. 25	TEXAS TECH*		NA	L	27	31

* Southwest Conference game

+ Little Rock, Ark.

1968 • (10-1, 6-1 SWC - T-1st) SWC CO-CHAMPION • 6th AP/9th UPI

Captains: Gary Adams, Jim Barnes

DATE	OPPONENT	UA/OPP RK	TV	W L T	UA	OPP
Sept. 21	OKLAHOMA STATE+			W	32	15
Sept. 28	TULSA			W	56	13
Oct. 5	at TCU*	20/NR		W	17	7
Oct. 12	BAYLOR*	14/NR		W	35	19
Oct. 19	at Texas*	9/17		L	29	39
Oct. 26	NORTH TEXAS+	16/NR		W	17	15
Nov. 2	at Texas A&M*	17/NR		W	25	22
Nov. 9	RICE (HC)*	14/NR		W	46	21
Nov. 16	SMU*	10/NR	NA	W	35	29
Nov. 23	at Texas Tech*	9/NR		W	42	7
Jan. 1	vs. Georgia>	9/4	NBC	W	16	2

* Southwest Conference game

+ Little Rock, Ark.

> 1969 Sugar Bowl (New Orleans, La.)

1969 • (9-2, 6-1 SWC - 2nd) 7th AP/3rd UPI

Captains: Rodney Brand, Bruce Maxwell, Cliff Powell, Terry Stewart

DATE	OPPONENT	UA/OPP RK	TV	W L T	UA	OPP
Sept. 20	OKLAHOMA STATE+	2/NR		W	39	0
Sept. 27	TULSA	3/NR		W	55	0
Oct. 4	TCU*	3/NR		W	24	6
Oct. 11	at Baylor*	3/NR		W	21	7
Oct. 25	WICHITA STATE+	4/NR		W	52	14
Nov. 1	TEXAS A&M (HC)*	4/NR	ABC	W	35	13
Nov. 8	at Rice*	4/NR		W	30	6
Nov. 15	at SMU*	4/NR		W	28	15
Nov. 27	TEXAS TECH*	2/NR	NA	W	33	0
Dec. 6	TEXAS*	2/1	ABC	L	14	15
Jan. 1	vs. Ole Miss>	3/13	ABC	L	22	27

* Southwest Conference game

+ Little Rock, Ark.

> 1970 Sugar Bowl (New Orleans, La.)

1970 • (9-2, 6-1 SWC - 2nd) 11th AP/12th UPI

Captains: Bill Burnett, Bill Montgomery, Dick Bumpas, Mike Boschetti

DATE	OPPONENT	UA/OPP RK	TV	W L T	UA	OPP
Sept. 12	STANFORD+	4/10	NA	L	28	34
Sept. 19	OKLAHOMA STATE+	11/NR		W	23	7
Sept. 26	TULSA	12/NR		W	26	7
Oct. 3	at TCU*	11/NR		W	49	14
Oct. 10	BAYLOR*	10/NR		W	41	7
Oct. 24	WICHITA STATE+	9/NR		W	62	0
Oct. 31	at Texas A&M*	8/NR		W	45	6
Nov. 7	RICE*	7/NR		W	38	14
Nov. 14	SMU (HC)*	7/NR		W	36	3
Nov. 21	at Texas Tech*	6/19		W	24	10
Dec. 5	at Texas*	4/1	NA	L	7	42

* Southwest Conference game

+ Little Rock, Ark.

1971 • (8-3-1, 5-1-1 SWC - 2nd) • 16th AP/120th UPI

Captains: David Hogue, Ronnie Jones, Mike Kelson, Kay Maybry, Bobby Nichols

DATE	OPPONENT	UA/OPP RK	TV	W L T	UA	OPP
Sept. 11	CALIFORNIA+	7/NR		W	51	20
Sept. 18	OKLAHOMA STATE+	6/NR		W	18	10
Sept. 25	TULSA	7/NR		L	20	21
Oct. 2	TCU*	18/NR		W	49	15
Oct. 9	at Baylor*	17/NR		W	35	7
Oct. 16	TEXAS*	16/NR	ABC	W	31	7
Oct. 23	NORTH TEXAS	9/NR		W	60	21
Oct. 30	TEXAS A&M*	8/NR		L	9	17
Nov. 6	at Rice*	16/NR		T	24	24
Nov. 13	at SMU*	18/NR	ABC	W	18	13
Nov. 20	TEXAS TECH (HC)*	17/NR		W	15	0
Dec. 20	vs. Tennessee>	18/9	ABC	L	13	14

* Southwest Conference game

+ Little Rock, Ark.

> 1971 Liberty Bowl (Memphis, Tenn.)

1972 • (6-5, 3-4 SWC - T-4th)

Captains: Louis Campbell, Jim Hodge, Tom Reed, Don Wunderly

DATE	OPPONENT	UA/OPP RK	TV	W L T	UA	OPP
Sept. 9	SOUTHERN CALIFORNIA+	4/8		L	10	31
Sept. 23	OKLAHOMA STATE+			W	24	23
Sept. 30	TULSA			W	21	20
Oct. 7	at TCU*			W	27	13
Oct. 14	BAYLOR*	20/NR		W	31	20
Oct. 21	at Texas*	17/14	ABC	L	15	35
Oct. 28	NORTH TEXAS+	18/NR		W	42	16
Nov. 4	at Texas A&M*	20/NR		L	7	10
Nov. 11	RICE*			L	20	23
Nov. 18	SMU (HC)*			L	7	22
Nov. 25	at Texas Tech*	NR/20		W	24	14

* Southwest Conference game

+ Little Rock, Ark.

1973 • (5-5-1, 3-3-1 SWC - T-4th)

Captains: Nick Avlos, Jack Ettinger, Steve Hedgepeth, Dickey Morton, Danny Rhodes

DATE	OPPONENT	UA/OPP RK	TV	W L T	UA	OPP
Sept. 15	at Southern California	NR/1		L	0	17
Sept. 22	OKLAHOMA STATE+		NA	L	6	38
Sept. 29	IOWA STATE			W	21	19
Oct. 6	TCU*			W	13	5
Oct. 13	at Baylor*			W	13	7
Oct. 20	TEXAS*			L	6	34
Oct. 27	TULSA*			W	20	6
Nov. 3	TEXAS A&M (HC)*			W	14	10
Nov. 10	at Rice*			L	7	17
Nov. 17	at SMU*			T	7	7
Nov. 24	TEXAS TECH*	NR/12		L	17	24

* Southwest Conference game

+ Little Rock, Ark.

1974 • (6-4-1, 3-3-1 SWC - T-4th)

Captains: Billy Burns, Rollen Smith

DATE	OPPONENT	UA/OPP RK	TV	W L T	UA	OPP
Sept. 14	SOUTHERN CALIFORNIA+	NR/5		W	22	7
Sept. 21	OKLAHOMA STATE+	10/NR		L	7	26
Sept. 28	TULSA			W	60	0
Oct. 5	at TCU*	20/NR		W	49	0
Oct. 12	BAYLOR*	14/NR		L	17	21
Oct. 19	at Texas*	NR/16	ABC	L	7	38
Oct. 26	COLORADO STATE+			W	43	9
Nov. 2	at Texas A&M*	NR/8		L	10	20
Nov. 9	RICE (HC)*			W	25	6
Nov. 16	SMU*			T	24	24
Nov. 23	at Texas Tech*			W	21	13

* Southwest Conference game

+ Little Rock, Ark.

1975 • (10-2, 6-1 SWC - T-1st) SWC CO-CHAMPION • 7th AP/6th UPI

Captains: Scott Bull, Mike Campbell, Ike Forte, Hal McAfee

DATE	OPPONENT	UA/OPP RK	TV	W L T	UA	OPP
Sept. 13	AIR FORCE+			W	35	0
Sept. 20	at Oklahoma State	16/NR		L	13	20
Sept. 27	TULSA			W	31	15
Oct. 4	TCU*			W	19	8
Oct. 11	at Baylor*			W	41	3
Oct. 18	TEXAS*	20/8	ABC	L	18	24
Oct. 25	UTAH STATE+			W	31	0
Nov. 8	at Rice*			W	20	16
Nov. 15	at SMU*			W	35	7
Nov. 22	TEXAS TECH (HC)*	19/NR		W	31	14
Dec. 6	TEXAS A&M*	18/2	ABC	W	31	6
Jan. 1	vs. Georgia>	18/19	CBS	W	31	10

* Southwest Conference game

+ Little Rock, Ark.

> 1976 Cotton Bowl (Dallas, Texas)

1976 • (5-5-1, 3-4-1 SWC - 6th)

Captains: Seniors

DATE	OPPONENT	UA/OPP RK	TV	W L T	UA	OPP
Sept. 11	UTAH STATE+	13/NR		W	33	16
Sept. 18	OKLAHOMA STATE+	12/NR		W	16	10
Sept. 25	TULSA	12/NR		L	3	9
Oct. 2	TCU*			W	46	14
Oct. 23	at Houston*	15/14		W	14	7
Oct. 30	RICE (HC)*	14/NR		W	41	16
Nov. 6	at Baylor*	12/NR		T	7	7
Nov. 13	TEXAS A&M*	13/16	ABC	L	10	31
Nov. 20	vs. SMU*			L	31	35
Nov. 27	TEXAS TECH*	NR/9		L	7	30
Dec. 4	at Texas*		ABC	L	12	29

* Southwest Conference game

+ Little Rock, Ark.

Shreveport, La.



**LOU
HOLTZ**

7 seasons | 1977-83
60-21-2

One of just three head coaches to lead Arkansas to six consecutive bowl appearances, Lou Holtz's first Razorback team in 1977 recorded one of Arkansas' two 11-win seasons and posted one of the biggest upsets in school history with a 31-6 win over No. 2 Oklahoma in the 1978 Orange Bowl.

1977 • (11-1, 7-1 SWC - 2nd)

3rd AP/3rd UPI

Captains: Leotis Harris, Steve Little, Howard Sampson

DATE	OPPONENT	UA/OPP RK	TV	W L T	UA	OPP
Sept. 10	NEW MEXICO STATE+			W	53	10
Sept. 17	OKLAHOMA STATE+	NR/15		W	28	6
Sept. 24	TULSA	16/NR		W	37	3
Oct. 1	at TCU*	12/NR		W	42	6
Oct. 15	TEXAS*	9/2	ABC	L	9	13
Oct. 22	HOUSTON*	9/NR		W	34	0
Oct. 29	at Rice*	8/NR		W	30	7
Nov. 5	BAYLOR*	8/NR		W	35	9
Nov. 12	at Texas A&M*	8/11		W	26	20
Nov. 19	SMU (HC)*	8/NR		W	47	7
Nov. 24	at Texas Tech*	6/NR	NA	W	17	14
Jan. 2	vs. Oklahoma>	6/2	NBC	W	31	6

* Southwest Conference game

+ Little Rock, Ark.

> 1978 Orange Bowl (Miami, Fla.)

1978 • (9-2-1, 6-2 SWC - T-2nd)

11th AP/10th UPI

Captains: Ron Calcagni, Ben Cowins, Larry Jackson, Jimmy Walker

DATE	OPPONENT	UA/OPP RK	TV	W L T	UA	OPP
Sept. 16	VANDERBILT+	2/NR		W	48	17
Sept. 23	at Oklahoma State	2/NR		W	19	7
Sept. 30	TULSA	2/NR		W	21	13
Oct. 7	TCU*	4/NR	ABC	W	42	3
Oct. 21	at Texas*	3/8		L	21	28
Oct. 28	at Houston*	9/11		L	9	20
Nov. 4	RICE (HC)*	17/NR		W	37	7



SEASON-BY-SEASON RESULTS

1979 • (10-2, 7-1 SWC - T-1st)

SWC CO-CHAMPIONS • 8th AP/19th UPI

Captains: Jim Howard, Roland Sales

DATE	OPPONENT	UA/OPP RK	TV	W L T	UA	OPP
Sept. 15	COLORADO STATE+	17/NR		W	36	3
Sept. 22	OKLAHOMA STATE+	15/NR		W	27	7
Sept. 29	TULSA	13/11		W	33	8
Oct. 6	at TCU*	13/NR		W	16	13
Oct. 13	at Texas Tech*	12/NR	ABC	W	20	6
Oct. 20	TEXAS*+	10/2		W	17	14
Oct. 27	HOUSTON*	4/6	ABC	L	10	13
Nov. 3	at Rice*	9/NR		W	34	7
Nov. 10	BAYLOR (HC)*	9/17		W	29	20
Nov. 17	at Texas A&M*	8/NR		W	22	10
Nov. 24	SMU*+	7/NR		W	31	7
Jan. 1	vs. Alabama*	6/2	ABC	L	9	24

* Southwest Conference game

+ Little Rock, Ark.

> 1980 Sugar Bowl (New Orleans, La.)

1980 • (7-5, 3-5 SWC - T-6th)

Captains: Keith Houfek, George Stewart

DATE	OPPONENT	UA/OPP RK	TV	W L T	UA	OPP
Sept. 1	at Texas*	6/10	ABC	L	17	23
Sept. 20	OKLAHOMA STATE+	17/NR		W	33	20
Sept. 27	TULSA	15/NR		W	13	10
Oct. 4	TCU*	14/NR		W	44	7
Oct. 11	WICHITA STATE	15/NR		W	27	7
Oct. 25	at Houston*	15/NR		L	17	24
Nov. 1	RICE*+			L	16	17
Nov. 8	at Baylor*	NR/16	NA	L	15	42
Nov. 15	TEXAS A&M (HC)*		ABC	W	27	24
Nov. 22	at SMU*			L	7	31
Nov. 29	TEXAS TECH*+			W	22	16
Dec. 27	vs. Tulane*		NA	W	34	15

* Southwest Conference game

+ Little Rock, Ark.

> 1980 Hall of Fame Bowl (Birmingham, Ala.)

1981 • (8-4, 5-3 SWC - 4th)

16th UPI

Captains: Darryl Mason, Teddy Morris

DATE	OPPONENT	UA/OPP RK	TV	W L T	UA	OPP
Sept. 12	TULSA			W	14	10
Sept. 19	NORTHWESTERN+			W	38	7
Sept. 26	at Ole Miss*			W	27	13
Oct. 3	at TCU*	18/NR		L	24	28
Oct. 10	at Texas Tech*		ABC	W	26	14
Oct. 17	TEXAS*	NR/1		W	42	11
Oct. 24	HOUSTON*+	12/NR		L	17	20
Oct. 31	at Rice*	20/NR		W	41	7
Nov. 7	BAYLOR*+	19/NR	ESPN	W	41	39
Nov. 14	at Texas A&M*	16/NR	ABC	W	10	7
Nov. 21	SMU (HC)*	16/6		L	18	32
Dec. 28	vs. North Carolina*	NR/10	ABC	L	27	31

* Southwest Conference game

+ Little Rock, Ark.

Jackson, Miss.

> 1981 Gator Bowl (Jacksonville, Fla.)

1982 • (9-2-1, 5-2-1 SWC - 3rd)

9th AP/8th UPI/8th USA Today

Captains: Gary Anderson, Jessie Clark, Richard Richardson, Billy Ray Smith

DATE	OPPONENT	UA/OPP RK	TV	W L T	UA	OPP
Sept. 11	TULSA	13/NR		W	38	0
Sept. 18	NAVY*	9/NR		W	29	17
Sept. 25	OLE MISS*	9/NR		W	14	12
Oct. 2	TCU*	10/NR	TBS	W	35	0
Oct. 9	TEXAS TECH*	9/NR		W	21	3
Oct. 23	at Houston*	6/NR	CBS	W	38	3
Oct. 30	RICE (HC)*	5/NR		W	24	6
Nov. 6	at Baylor*	5/NR		L	17	24
Nov. 13	TEXAS A&M*+	10/NR		W	35	0
Nov. 20	at SMU*	9/2	ABC	T	17	17
Dec. 4	at Texas*	6/12	ABC	L	7	33
Dec. 31	vs. Florida*	14/NR	Mizlou	W	28	24

* Southwest Conference game

+ Little Rock, Ark.

> 1982 Bluebonnet Bowl (Houston, Texas)

1983 • (6-5, 4-4 SWC - 5th)

Captains: Ron Faurot, Mark Mistler, Milton Fields

DATE	OPPONENT	UA/OPP RK	TV	W L T	UA	OPP
Sept. 10	TULSA			W	17	14
Sept. 17	NEW MEXICO+			W	17	0
Sept. 24	at Ole Miss*		NA	L	10	13
Oct. 1	at TCU*			W	38	21
Oct. 15	TEXAS*+	NR/2	CBS	L	3	31
Oct. 22	HOUSTON*			W	24	3
Oct. 29	RICE*+			W	35	0
Nov. 5	BAYLOR (HC)*			L	21	24
Nov. 12	at Texas A&M*			L	23	36
Nov. 19	SMU*+	NR/6	ABC	L	0	17
Nov. 26	at Texas Tech*			W	16	13

* Southwest Conference game

+ Little Rock, Ark.

Jackson, Miss.



**KEN
HATFIELD**

6 seasons | 1984-89
55-17-1

One of just two Arkansas graduates to serve as head football coach at his alma mater, Ken Hatfield posted a UA-best .760 winning percentage and averaged better than nine wins per season during his six-year tenure. Hatfield led the Razorbacks to a bowl game all six years.

1984 • (7-4-1, 5-3 SWC - T-3rd)

Captains: Marcus Elliott, Mark Lee

DATE	OPPONENT	UA/OPP RK	TV	W L T	UA	OPP
Sept. 15	OLE MISS*			T	14	14
Sept. 22	TULSA			W	18	9
Sept. 29	NAVY*		ESPN	W	33	10
Oct. 6	TCU*			L	31	32
Oct. 13	TEXAS TECH*+			W	24	0
Oct. 20	at Texas*	NR/3		L	18	24
Oct. 27	at Houston*			W	17	3
Nov. 3	RICE*+			W	28	6
Nov. 10	at Baylor*			W	14	9
Nov. 17	TEXAS A&M (HC)*		Raycom	W	28	0
Nov. 24	at SMU*		ESPN	L	28	31
Dec. 27	vs. Auburn*	NR/11	KATZ	L	15	21

* Southwest Conference game

+ Little Rock, Ark.

> 1984 Liberty Bowl (Memphis, Tenn.)

1985 • (10-2, 6-2 SWC - T-2nd)

12th AP/12th UPI/15th USA Today

Captains: David Bazzel, Greg Lasker, Nick Miller, Andy Upchurch

DATE	OPPONENT	UA/OPP RK	TV	W L T	UA	OPP
Sept. 14	at Ole Miss*	14/NR		W	24	19
Sept. 21	TULSA*	14/NR		W	24	0
Sept. 28	NEW MEXICO STATE+	10/NR		W	45	13
Oct. 5	at TCU*	10/NR	Raycom	W	41	0
Oct. 12	at Texas Tech*	6/NR		W	30	7
Oct. 19	TEXAS*	4/NR	ABC	L	13	15
Oct. 26	HOUSTON*+	14/NR	Raycom	W	57	27
Nov. 2	at Rice*	14/NR		W	30	15
Nov. 9	BAYLOR*+	12/11	ABC	W	20	14
Nov. 16	at Texas A&M*	9/NR	ESPN	L	6	10
Nov. 23	SMU (HC)*	18/NR		W	15	9
Dec. 22	vs. Arizona State*	14/NR	LSN	W	18	17

* Southwest Conference game

+ Little Rock, Ark.

Jackson, Miss.

> 1985 Holiday Bowl (San Diego, Calif.)

1986 • (9-3, 6-2 SWC - T-2nd)

15th AP/16th UPI/17th USA Today

Captains: James Shibest, Derrick Thomas, Theo Young

DATE	OPPONENT	UA/OPP RK	TV	W L T	UA	OPP
Sept. 13	OLE MISS*	18/NR		W	21	0
Sept. 20	TULSA	12/NR		W	34	17
Sept. 27	NEW MEXICO STATE+	9/NR		W	42	11
Oct. 4	TCU*	8/NR	Raycom	W	34	17
Oct. 11	TEXAS TECH*	8/NR		L	7	17
Oct. 18	at Texas*	14/NR	ESPN	W	21	14
Oct. 25	at Houston*	14/NR		W	30	13
Nov. 1	RICE (HC)*	13/NR		W	45	14
Nov. 8	at Baylor*	10/NR	Raycom	L	14	29
Nov. 15	TEXAS A&M*+	17/7	ABC	W	14	10
Nov. 22	at SMU*	11/NR		W	41	0
Jan. 1	vs. Oklahoma*	9/3	NBC	L	8	42

* Southwest Conference game

+ Little Rock, Ark.

> 1987 Orange Bowl (Miami, Fla.)

1987 • (9-4, 5-2 SWC - T-2nd)

Captains: Chris Bequette, Tony Cherico, Greg Thomas, Rickey Williams

DATE	OPPONENT	UA/OPP RK	TV	W L T	UA	OPP
Sept. 12	at Ole Miss*	13/NR		W	31	10
Sept. 19	TULSA	12/NR	NA	W	30	15
Sept. 26	MIAMI (FLA.)*	10/5	ESPN	L	7	51
Oct. 3	at TCU*			W	20	10
Oct. 10	at Texas Tech*	20/NR		W	31	0
Oct. 17	TEXAS*+	15/NR	ESPN	L	14	16
Oct. 24	HOUSTON*			W	21	17
Oct. 31	at Rice*		NA	W	38	14
Nov. 7	BAYLOR (HC)*			W	10	7
Nov. 14	at Texas A&M*	20/19		L	0	14
Nov. 28	NEW MEXICO+			W	43	25
Dec. 5	at Hawaii*		ESPN	W	38	20
Dec. 29	vs. Georgia*	NR/15	Raycom	L	17	20

* Southwest Conference game

+ Little Rock, Ark.

Jackson, Miss.

> 1987 Liberty Bowl (Memphis, Tenn.)

1988 • (10-2, 7-0 SWC - 1st)

SWC CHAMPION • 12th AP/13th UPI/14th USA Today

Captains: Steve Atwater, John Bland, Odie Lloyd, Kerry Owens

DATE	OPPONENT	UA/OPP RK	TV	W L T	UA	OPP
Sept. 3	PACIFIC (CALIF.)*			W	63	14
Sept. 10	TULSA			W	30	26
Sept. 17	OLE MISS*			W	21	13
Oct. 1	TCU*		Raycom	W	53	10
Oct. 8	TEXAS TECH*+	20/NR		W	31	10
Oct. 15	at Texas*	17/NR	HSE	W	27	24
Oct. 22	at Houston*	13/NR	Raycom	W	26	21
Oct. 29	RICE*+	11/NR		W	21	14
Nov. 5	at Baylor*	11/NR	HSE	W	33	3
Nov. 12	TEXAS A&M (HC)*	11/NR	HSE	W	25	20
Nov. 26	at Miami (Fla.)	8/3	CBS	L	16	18
Jan. 2	vs. UCLA*	8/9	CBS	L	3	17

* Southwest Conference game

+ Little Rock, Ark.

> 1989 Cotton Bowl (Dallas, Texas)

1989 • (10-2, 7-1 SWC - 1st)

SWC CHAMPION • 13th AP/13th UPI/13th USA Today

Captains: Anthony Cooney, Elbert Crawford, Tim Horton, Michael Shepherd

DATE	OPPONENT	UA/OPP RK	TV	W L T	UA	OPP
Sept. 16	TULSA	9/NR		W	26	7
Sept. 23	at Ole Miss*	8/NR		W	24	7
Sept. 30	TEXAS-EL PASO+	8/NR		W	39	7
Oct. 7	at TCU*	7/NR		W	41	19
Oct. 14	at Texas Tech*	7/NR		W	45	13
Oct. 21	TEXAS*	7/NR	Raycom	L	20	24
Oct. 28	HOUSTON*+	18/12		W	45	39
Nov. 4	at Rice*	11/NR	Raycom	W	38	17
Nov. 11	BAYLOR (HC)*	10/NR	ESPN	W	19	10
Nov. 24	at Texas A&M*	9/14	CBS	W	23	22
Dec. 2	SMU*+	9/NR		W	38	24
Jan. 1	vs. Tennessee*	10/8	CBS	L	27	31

* Southwest Conference game

+ Little Rock, Ark.

Jackson, Miss.

> 1990 Cotton Bowl (Dallas, Texas)



**JACK
CROWE**

2+ seasons | 1990-92
9-15

Arkansas' final head coach of the Southwest Conference era, Jack Crowe directed the Razorbacks to a 14-13 win in their last meeting with rival Texas as league foes and an Independence Bowl berth in 1991.

1990 • (3-8, 1-7 SWC - 8th)

Captains: Quinn Grovey, Chad Rolan

DATE	OPPONENT	UA/OPP RK	TV	W L T	UA	OPP
Sept. 15	TULSA	15/NR		W	28	3
Sept. 22	OLE MISS*	13/NR	Raycom	L	17	21
Sept. 29	COLORADO STATE+	23/NR		W	31	20
Oct. 6	TCU*+	21/NR		L	26	54
Oct. 13	TEXAS TECH (HC)*			L	44	49
Oct. 20	at Texas*	NR/19	Raycom	L	17	49
Oct. 27	at Houston*	NR/6		L	28	62
Nov. 3	RICE*+			L	11	19
Nov. 10	at Baylor*		Raycom	L	3	34
Nov. 17	TEXAS A&M*			L	16	20
Nov. 24	at SMU*			W	42	29

* Southwest Conference game

+ Little Rock, Ark.



SEASON-BY-SEASON RESULTS

1991 • (6-6, 5-3 SWC - T-2nd)

Captains: Kirk Collins, Mark Henry

DATE	OPPONENT	UA/OPP RK	TV	W L T	UA	OPP
Aug. 31	MIAMI (FLA.)*	NR/3	ABC	L	3	31
Sept. 7	SMU*			W	17	6
Sept. 21	LOUISIANA-LAFAYETTE			W	9	7
Sept. 28	at Ole Miss*			L	17	24
Oct. 5	at TCU*			W	22	21
Oct. 12	HOUSTON (HC)*			W	29	17
Oct. 19	TEXAS*	25/NR	Raycom	W	14	13
Nov. 2	BAYLOR*	24/21	ABC	L	5	9
Nov. 9	at Texas Tech*			L	21	38
Nov. 16	at Texas A&M*	NR/13	ESPN	L	3	13
Nov. 23	RICE*			W	20	0
Dec. 29	vs. Georgia*	NR/24	ABC	L	15	24

* Southwest Conference game

* Little Rock, Ark.

Jackson, Miss.

> 1991 Independence Bowl (Shreveport, La.)

ARKANSAS JOINS SOUTHEASTERN CONFERENCE

1992 • (3-7-1, 3-4-1 SEC - 4th/West)

Captains: Darwin Ireland, E.D. Jackson, Owen Kelly

DATE	OPPONENT	UA/OPP RK	TV	W L T	UA	OPP
Sept. 5	THE CITADEL			L	3	10



JOE KINES

1 season | 1992
3-6-1

Named interim head coach after the first game of the 1992 season, Joe Kines' 10-game tenure included Arkansas' first Southeastern Conference win and the Razorbacks' first win at Tennessee.

DATE	OPPONENT	UA/OPP RK	TV	W L T	UA	OPP
Sept. 12	at South Carolina*			W	45	7
Sept. 19	ALABAMA*	NR/9		L	11	38
Sept. 26	at Memphis			L	6	22
Oct. 3	GEORGIA (HC)*	NR/16	JP	L	3	27
Oct. 10	at Tennessee*	NR/4	JP	W	25	24
Oct. 17	OLE MISS*			L	3	17
Oct. 31	at Auburn*			T	24	24
Nov. 7	at Mississippi State*	NR/19	JP	L	3	10
Nov. 21	SMU*			L	19	24
Nov. 27	LSU*		ESPN	W	30	6

* Southeastern Conference game

* Little Rock, Ark.



DANNY FORD

5 seasons | 1993-97
26-30-1

The architect of Clemson's 1981 national championship, Danny Ford directed Arkansas to its first Southeastern Conference Western Division title and first SEC championship game appearance in 1995. His tenure included two on-the-field wins at Alabama, his alma mater, and another win over the Crimson Tide by NCAA sanction.

1993 • (6-4-1, 4-3-1 SEC - 2nd/West)

Captains: Kirk Botkin, Tyrone Chatman

DATE	OPPONENT	UA/OPP RK	TV	W L T	UA	OPP
Sept. 4	at SMU			W	10	6
Sept. 11	SOUTH CAROLINA*	NR/19		W	18	17
Sept. 18	at Alabama*	NR/2	JP	W	3	43
Sept. 25	MEMPHIS*			L	0	6
Oct. 2	at Georgia*			W	20	10
Oct. 9	TENNESSEE*	NR/11	JP	L	14	28
Oct. 16	at Ole Miss*		JP	L	0	19
Oct. 30	AUBURN (HC)*			L	21	31
Nov. 6	MISSISSIPPI STATE*			T	13	13
Nov. 13	TULSA			W	24	11
Nov. 27	at LSU*		ESPN	W	42	24

* Southeastern Conference game

* Little Rock, Ark.

Jackson, Miss.

@ Arkansas victory by NCAA-imposed forfeit

NOTE: SEC Western Division championship vacated by Alabama per NCAA sanction in 1993.

1994 • (4-7, 2-6 SEC - T-4th/West)

Captains: Jason Allen, Willie Johnson

DATE	OPPONENT	UA/OPP RK	TV	W L T	UA	OPP
Sept. 3	SMU*			W	34	14
Sept. 10	at South Carolina*			L	0	14
Sept. 17	ALABAMA*	NR/12	ABC	L	6	13
Sept. 25	at Memphis			L	15	16
Oct. 1	VANDERBILT*			W	42	6
Oct. 8	at Tennessee*			L	21	38
Oct. 15	OLE MISS (HC)*			W	31	7
Oct. 29	at Auburn*	NR/4	JP	L	14	31
Nov. 5	at Mississippi State*	NR/24	JP	L	7	17
Nov. 12	NORTHERN ILLINOIS			W	30	27
Nov. 26	LSU*			L	12	30

* Southeastern Conference game

* Little Rock, Ark.

1995 • (8-5, 6-2 SEC - 1st/West)

SEC WESTERN DIVISION CHAMPION

Captains: Steve Conley, Barry Lunney Jr.

DATE	OPPONENT	UA/OPP RK	TV	W L T	UA	OPP
Sept. 2	at SMU			L	14	17
Sept. 9	SOUTH CAROLINA*			W	51	21
Sept. 16	at Alabama*	NR/13	JP	W	20	19
Sept. 23	MEMPHIS*			W	27	20
Sept. 30	at Vanderbilt*	23/NR		W	35	7
Oct. 7	TENNESSEE (HC)*	18/10		L	31	49
Oct. 14	at Ole Miss*			W	13	6
Oct. 28	AUBURN*	NR/11	ESPN	W	30	28
Nov. 4	MISSISSIPPI STATE*	18/NR	JP	W	26	21
Nov. 11	LOUISIANA-LAFAYETTE	15/NR		W	24	13
Nov. 18	at LSU*	14/NR	ABC	L	0	28
Dec. 2	vs. Florida*	23/2	ABC	L	3	34
Dec. 30	vs. North Carolina*	24/NR	TBS	L	10	20

* Southeastern Conference

* Little Rock, Ark.

Memphis, Tenn.

> 1995 SEC Championship Game (Atlanta, Ga.)

> 1995 CarQuest Bowl (Miami, Fla.)

1996 • (4-7, 2-6 SEC - 5th/West)

Captains: Scott Rivers, Mark Smith

DATE	OPPONENT	UA/OPP RK	TV	W L T	UA	OPP
Sept. 7	SMU			L	10	23
Sept. 21	ALABAMA*	NR/13	JP	L	7	17
Sept. 28	LOUISIANA-MONROE			W	38	21
Oct. 5	FLORIDA*	NR/1	JP	L	7	42
Oct. 12	LOUISIANA TECH*			W	38	21
Oct. 19	at South Carolina*			L	17	23
Nov. 2	at Auburn*		ESPN2	L	7	28
Nov. 9	OLE MISS (HC)*			W	13	7
Nov. 16	at Tennessee*	NR/12	JP	L	14	55
Nov. 23	at Mississippi State*			W (OT)	16	13
Nov. 29	LSU*	NR/19	CBS	L	7	17

* Southeastern Conference game

* Little Rock, Ark.

1997 • (4-7, 2-6 SEC - T-5th/West)

Captains: Ken Anderson, Anthony Eubanks

DATE	OPPONENT	UA/OPP RK	TV	W L T	UA	OPP
Sept. 6	LOUISIANA-MONROE			W	28	16
Sept. 13	vs. SMU*			L	9	31
Sept. 20	at Alabama*	NR/11	JP	W	17	16
Sept. 27	LOUISIANA TECH*			W	17	13
Oct. 4	at Florida*	NR/1	ESPN2	L	7	56
Oct. 18	SOUTH CAROLINA*			L	13	39
Oct. 25	AUBURN (HC)*	NR/11	ESPN2	L	21	26
Nov. 6	at Ole Miss*		ESPN	L	9	19
Nov. 15	TENNESSEE*	NR/5	ESPN2	L	22	30
Nov. 22	MISSISSIPPI STATE*	NR/14		W	17	7
Nov. 28	at LSU*	NR/17	CBS	L	21	31

* Southeastern Conference game

* Little Rock, Ark.

Shreveport, La.



HOUSTON NUTT

10 seasons | 1998-2007
75-49

Houston Nutt was the third Arkansas head coach to take the Razorbacks to a bowl game in each of his first six seasons. He led the Hogs to three SEC Western Division crowns, eight bowl games, two bowl victories, three final national rankings and four nine-win seasons. Nutt's 8-0 start in 1998 marked the best debut ever for a UA head coach and helped UA reach its first New Year's Day game since 1990. In 2001 and 2006, Nutt was voted SEC Coach of the Year by the Associated Press and league coaches.

1998 • (9-3, 6-2 SEC - T-1st/West)

SEC WESTERN DIVISION CO-CHAMPION • 16th AP/17th USA Today

Captains: Brandon Burlesworth, Grant Garrett, Ryan Hale, Madre Hill

DATE	OPPONENT	UA/OPP RK	TV	W L T	UA	OPP
Sept. 5	LOUISIANA-LAFAYETTE			W	38	17
Sept. 19	SMU*			W	44	17
Sept. 26	ALABAMA*	NR/22	ESPN2	W	42	6
Oct. 3	KENTUCKY*	22/NR	ESPN2	W	27	20
Oct. 10	at Memphis	20/NR	FX	W	23	9
Oct. 17	at South Carolina*	17/NR		W	41	28
Oct. 31	at Auburn*	14/NR		W	24	21
Nov. 7	OLE MISS (HC)*	11/NR	JP	W	34	0
Nov. 14	at Tennessee*	10/1	CBS	L	24	28
Nov. 21	at Mississippi State*	9/NR	JP	L	21	22
Nov. 27	LSU*	13/NR	CBS	W	41	14
Jan. 1	vs. Michigan*	11/15	ABC	L	31	45

* Southeastern Conference game

* Little Rock, Ark.

> 1999 Florida Citrus Bowl (Orlando, Fla.)

1999 • (8-4, 4-4 SEC - T-3rd/West)

17th AP/19th USA Today

Captains: David Barrett, Kenoy Kennedy, Anthony Lucas, Clint Stoerner

DATE	OPPONENT	UA/OPP RK	TV	W L T	UA	OPP
Sept. 4	at SMU	18/NR		W	26	0
Sept. 18	LOUISIANA-MONROE*	15/NR		W	44	6
Sept. 25	at Alabama*	14/NR	CBS	L	28	35
Oct. 2	at Kentucky*	20/NR		L	20	31
Oct. 9	MIDDLE TENNESSEE ST.			W	58	6
Oct. 16	SOUTH CAROLINA*			W	48	14
Oct. 30	AUBURN (HC)*		JP	W	34	10
Nov. 6	at Ole Miss*	NR/23	ESPN2	L	16	38
Nov. 13	TENNESSEE*	NR/3	JP	W	28	24
Nov. 20	MISSISSIPPI STATE*	22/12	ESPN2	W	14	9
Nov. 26	at LSU*	17/NR	CBS	L	10	35
Jan. 1	vs. Texas*	24/14	Fox	W	27	6

* Southeastern Conference game

* Little Rock, Ark.

> 2000 Cotton Bowl (Dallas, Texas)

2000 • (6-6, 3-5 SEC - T-5th/West)

Captains: Quinton Caver, Randy Garner, Michael Snowden, Rod Stinson

DATE	OPPONENT	UA/OPP RK	TV	W L T	UA	OPP
Sept. 2	MISSOURI STATE*			W	38	0
Sept. 16	BOISE STATE*			W	38	31
Sept. 23	ALABAMA*		ESPN2	W	28	21
Sept. 30	GEORGIA*	NR/25	JP	L	7	38
Oct. 7	LOUISIANA-MONROE (HC)			W	52	6
Oct. 14	at South Carolina*	NR/24	JP	L	7	27
Oct. 28	at Auburn*	NR/25		L	19	21
Nov. 4	OLE MISS*			L	24	38
Nov. 11	at Tennessee*		JP	L	20	63
Nov. 18	at Mississippi State*	NR/13		W (OT)	17	10
Nov. 24	LSU*	NR/24	CBS	W	14	3
Dec. 21	vs. UNLV*		ESPN2	L	14	31

* Southeastern Conference game

* Little Rock, Ark.

> Las Vegas Bowl IX (Las Vegas, Nev.)

2001 • (7-5, 4-4 SEC - T-3rd/West)

Captains: Curt Davis, Carlos Hall, Kenny Sandlin, LaZerius White

DATE	OPPONENT	UA/OPP RK	TV	W L T	UA	OPP
Aug. 30	UNLV*		ESPN	W	14	10
Sept. 8	TENNESSEE*	NR/8	ESPN2	L	3	13
Sept. 22	at Alabama*		CBS	L	10	31
Sept. 29	at Georgia*		ESPN2	L	23	34
Oct. 6	WEBER ST.			W	42	19
Oct. 13	SOUTH CAROLINA*	NR/9	CBS	W	10	7
Oct. 27	AUBURN*	NR/17	JP	W	42	17
Nov. 3	at Ole Miss*		ESPN2	W (OT)	58	56
Nov. 10	UCF (HC)			W	27	20
Nov. 17	MISSISSIPPI STATE*			W	24	21
Nov. 23	at LSU*	24/NR	CBS	L	38	41
Jan. 1	vs. Oklahoma*	NR/10	Fox	L	3	10

* Southeastern Conference game

* Little Rock, Ark.

> 2002 Cotton Bowl (Dallas, Texas)



SEASON-BY-SEASON RESULTS

2002 • (9-5, 5-3 SEC - T-1st/West)

SEC WESTERN DIVISION CO-CHAMPION

Captains: Richie Butler, Chuck Nalley, Sparky Hamilton, Raymond House, Fred Talley, Gavin Walls

DATE	OPPONENT	UA/OPP RK	TV	W L T	UA	OPP
Sept. 7	BOISE STATE			W	41	14
Sept. 14	SOUTH FLORIDA*			W	42	3
Sept. 28	ALABAMA*		ESPN	L	12	30
Oct. 5	at Tennessee*	NR/10	ESPN	L (6 OT)	38	41
Oct. 12	at Auburn*	NR/24	JP	W	38	17
Oct. 19	KENTUCKY*			L	17	29
Oct. 26	OLE MISS (HC)*			W	48	28
Nov. 2	TROY*			W	23	0
Nov. 9	at South Carolina*	JP		W	23	0
Nov. 16	LOUISIANA-LAFAYETTE			W	24	17
Nov. 23	at Mississippi State*			W	26	19
Nov. 29	LSU*	NR/18	CBS	W	21	20
Dec. 7	vs. Georgia*	22/4	CBS	L	3	30
Dec. 30	vs. Minnesota*		ESPN	L	14	29

* Southeastern Conference game

+ Little Rock, Ark.

< 2002 SEC Championship Game (Atlanta, Ga.)

> 2002 Gaylord Hotels Music City Bowl (Nashville, Tenn.)

2003 • (9-4, 4-4 SEC - 4th/West)

Captains: Jimmy Beasley, Tony Bua, Bo Lacy, Caleb Miller, Justin Scott, George Wilson

DATE	OPPONENT	UA/OPP RK	TV	W L T	UA	OPP
Sept. 6	TULSA			W	45	13
Sept. 13	at Texas	NR/5	ABC	W	38	28
Sept. 20	NORTH TEXAS*	14/NR		W	31	7
Sept. 27	at Alabama*	9/NR	CBS	W (2 OT)	34	31
Oct. 11	AUBURN (HC)*	7/NR	JP	L	3	10
Oct. 18	FLORIDA*	11/NR	CBS	L	28	33
Oct. 25	at Ole Miss*	21/NR	ESPN2	L	7	19
Nov. 1	at Kentucky*		ESPN2	W (7 OT)	71	63
Nov. 6	SOUTH CAROLINA*		ESPN	W	28	6
Nov. 15	NEW MEXICO STATE			W	48	20
Nov. 22	MISSISSIPPI STATE*			W	52	6
Nov. 28	at LSU*	NR/3	CBS	L	24	55
Dec. 31	vs. Missouri*		ESPN	W	27	14

* Southeastern Conference game

+ Little Rock, Ark.

> 2003 Mainspring Independence Bowl (Shreveport, La.)

2004 • (5-6, 3-5 SEC - T-3rd/West)

Captains: DeCori Birmingham, Arrión Dixon, Steven Harris, Jeb Huckeba, Matt Jones, Marcus Whitmore

DATE	OPPONENT	UA/OPP RK	TV	W L T	UA	OPP
Sept. 4	NEW MEXICO STATE			W	63	13
Sept. 11	TEXAS	NR/7	ESPN	L	20	22
Sept. 18	LOUISIANA-MONROE*			W	49	20
Sept. 25	ALABAMA*		CBS	W	27	10
Oct. 2	at Florida*	NR/16	CBS	L	30	45
Oct. 16	at Auburn*	NR/4	CBS	L	20	38
Oct. 23	GEORGIA (HC)*	NR/6	ESPN2	L	14	20
Nov. 6	at South Carolina*	JP		L	32	35
Nov. 13	OLE MISS*	JP		W	35	3
Nov. 20	at Mississippi State*			W	24	21
Nov. 26	LSU*	NR/14	CBS	L	14	43

* Southeastern Conference game

+ Little Rock, Ark.

2005 • (4-7, 2-6 SEC - 4th/West)

Captains: Pierre Brown, Kyle Dickerson, Brandon Kennedy, Kyle Roper, Vickiel Vaughn

DATE	OPPONENT	UA/OPP RK	TV	W L T	UA	OPP
Sept. 3	MISSOURI STATE			W	49	17
Sept. 10	VANDERBILT*			L	24	28
Sept. 17	at Southern California*	NR/1	FSN	L	17	70
Sept. 24	at Alabama**	JP		L	13	24
Oct. 8	LOUISIANA-MONROE*			W	44	15
Oct. 15	AUBURN*	NR/21		L	17	34
Oct. 22	at Georgia*	NR/4	JP	L	20	23
Nov. 5	SOUTH CAROLINA (HC)*	JP		L	10	14
Nov. 12	at Ole Miss*			W	28	17
Nov. 19	MISSISSIPPI STATE*			W	44	10
Nov. 25	at LSU*	NR/3	CBS	L	17	19

+ Little Rock, Ark.

* Southeastern Conference game

* USC and Alabama later vacated wins due to NCAA Committee on Infractions penalty

2006 • (10-4, 7-1 SEC - 1st/West)

15th AP/16th USA Today

Captains: Keith Jackson, Sam Olajubutu, Desmond Sims, Zac Tubbs, Tony Ugoh, Darius Vinnett

DATE	OPPONENT	UA/OPP RK	TV	W L T	UA	OPP
Sept. 2	SOUTHERN CALIFORNIA	NR/6	ESPN	L	14	50
Sept. 9	UTAH STATE			W	20	0
Sept. 16	at Vanderbilt*		LFS	W	21	19
Sept. 23	ALABAMA*	NR/22	CBS	W (2 OT)	24	23
Oct. 7	at Auburn*	NR/2	CBS	W	27	10
Oct. 14	SE MISSISSIPPI ST. (HC)	17/NR		W	63	7
Oct. 21	OLE MISS*	15/NR	LFS	W	38	3
Oct. 28	LOUISIANA-MONROE*	13/NR	ESPNU	W	44	10
Nov. 4	at South Carolina*	12/NR	ESPN	W	26	20
Nov. 11	TENNESSEE*	11/13	ESPN2	W	31	14
Nov. 18	at Mississippi State*	5/NR		W	28	14
Nov. 24	LSU*	5/9	CBS	L	26	31
Dec. 2	vs. Florida*	8/4	CBS	L	28	38
Jan. 1	vs. Wisconsin*	12/6	ABC	L	14	17

* Southeastern Conference game

+ Little Rock, Ark.

< 2006 SEC Championship Game (Atlanta, Ga.)

> 2007 Capital One Bowl (Orlando, Fla.)

2007 • (8-5, 4-4 SEC - T-3rd/West)

Captains: Weston Dacus, Marcus Harrison, Robert Johnson, Marcus Monk,

Matterral Richardson, Kevin Woods

DATE	OPPONENT	UA/OPP RK	TV	W L T	UA	OPP
Sept. 1	TROY	21/NR		W	46	26
Sept. 15	at Alabama**	16/NR	ESPN	L	38	41
Sept. 22	KENTUCKY*	NR/21	ESPN2	L	29	42
Sept. 29	NORTH TEXAS			W	66	7
Oct. 6	CHATTANOOGA*			W	34	15
Oct. 13	AUBURN*	NR/22	ESPN	L	7	9
Oct. 20	at Ole Miss*			W	44	8
Oct. 27	FIU (HC)			W	58	10
Nov. 3	SOUTH CAROLINA*	NR/23	ESPN2	W	48	36
Nov. 10	at Tennessee*	NR/22	LFS	L	13	34
Nov. 17	MISSISSIPPI STATE*			W	45	31
Nov. 23	at LSU*	NR/1	CBS	W (3 OT)	50	48
Jan. 1	Missouri*	25/1	FOX	L	7	38

* Southeastern Conference game

+ Little Rock, Ark.

> 2008 Cotton Bowl (Dallas, Texas)

& Reggie Herring served as interim head coach

* Alabama later vacated win due to NCAA Committee on Infractions penalty



Bobby Petrino was introduced as the head coach of the Razorbacks on Dec. 11, 2007. In just his third season, he led Arkansas to the first BCS game in school history against Ohio State in the Allstate Sugar Bowl. In his final season, he took the Razorbacks to a school-record-tying 11 wins and the first top-five AP finish since 1977.

2008 • (5-7, 2-6 SEC - T-4th/West)

Captains: Casey Dick, Jonathan Luigs, Jamar Love, Malcolm Sheppard

DATE	OPPONENT	UA/OPP RK	TV	W L T	UA	OPP
Aug. 30	WESTERN ILLINOIS			W	28	24
Sept. 6	LOUISIANA-MONROE*		RSP	W	28	27
Sept. 20	ALABAMA*	NR/9	Raycom	L	14	49
Sept. 27	at Texas	NR/7	ABC	L	10	52
Oct. 4	FLORIDA*	NR/12	Raycom	L	7	38
Oct. 11	at Auburn*	NR/20	RSP	W	25	22
Oct. 18	at Kentucky*		ESPNU	L	20	21
Oct. 25	OLE MISS*		RSP	L	21	23
Nov. 1	TULSA (HC)	NR/19	RSP	W	30	23
Nov. 8	at South Carolina*		ESPN	L	21	34
Nov. 22	at Mississippi State*			L	28	31
Nov. 28	LSU*		CBS	W	31	30

* Southeastern Conference game

+ Little Rock, Ark.

2009 • (8-5, 3-5 SEC - T-4th/West)

Captains: Adrian Davis, Wendel Davis, DeMarcus Love, Ryan Mallett, Malcolm Sheppard, Michael Smith

DATE	OPPONENT	UA/OPP RK	TV	W L T	UA	OPP
Sept. 5	MISSOURI STATE*		RSP	W	48	10
Sept. 19	GEORGIA*	NR/23	ESPN	L	41	52
Sept. 26	at Alabama*	NR/3	CBS	L	7	35
Oct. 3	vs. Texas A&M*		ESPN2	W	47	19
Oct. 10	AUBURN*	NR/17	ESPN	W	44	23
Oct. 17	at Florida*	NR/1	CBS	L	20	23
Oct. 24	at Ole Miss*		SEC-R	L	17	30
Oct. 31	EASTERN MICHIGAN (HC)		ESPNU	W	63	27
Nov. 7	SOUTH CAROLINA*		SEC-R	W	33	16
Nov. 14	TROY		CSS	W	56	20
Nov. 21	MISSISSIPPI STATE*		SEC-R	W	42	21
Nov. 28	at LSU*	NR/17	ESPN	L (OT)	30	33
Jan. 2	vs. East Carolina*		ESPN	W (OT)	20	17

* Southeastern Conference game

+ Little Rock, Ark.

* Arlington, Texas

> 2010 Liberty Bowl (Memphis, Tenn.)

2010 • (10-3, 6-2 SEC - T-2nd/West)

12th AP/12th USA Today

Captains: Jake Bequette, Ramon Broadway, Jerry Franklin, DeMarcus Love, Ryan Mallett, D.J. Williams

DATE	OPPONENT	UA/OPP RK	TV	W L T	UA	OPP
Sept. 4	Tennessee Tech	17/NR	RSP	W	44	3
Sept. 11	LOUISIANA-MONROE*	14/NR	FSN	W	31	7
Sept. 18	at Georgia*	12/NR	ESPN	W	31	24
Sept. 25	ALABAMA*	10/1	CBS	L	20	24
Oct. 9	vs. Texas A&M*	11/NR	ABC	W	24	17
Oct. 16	at Auburn*	12/7	CBS	L	43	65
Oct. 23	OLE MISS*	21/NR	SEC-R	W	38	24
Oct. 30	VANDERBILT (HC)*	19/NR	FSN	W	49	14
Nov. 6	at South Carolina*	17/18	ESPN	W	41	20
Nov. 13	UTEP	14/NR	ESPNU	W	58	21
Nov. 20	at Mississippi State*	13/22	ESPN	W (2 OT)	38	31
Nov. 27	LSU*	12/6	CBS	W	31	23
Jan. 4	vs. Ohio State*	8/6	ESPN	L	26	31

* Southeastern Conference game

+ Little Rock, Ark.

* Arlington, Texas

> 2011 Sugar Bowl (New Orleans, La.)

& Ohio State later vacated win due to NCAA investigation

2011 • (11-2, 6-2 SEC - 3rd/West)

5th AP/5th USA Today

Captains: Jake Bequette, Knile Davis, Jerry Franklin, Jerico Nelson, Tyler Wilson, Jarius Wright

DATE	OPPONENT	UA/OPP RK	TV	W L T	UA	OPP
Sept. 3	MISSOURI STATE	15/NR	RSP	W	51	7
Sept. 10	NEW MEXICO*	14/NR	ESPNU	W	52	3
Sept. 17	TROY	14/NR	CSS	W	38	28
Sept. 24	at Alabama*	14/3	CBS	L	14	38
Oct. 1	vs. Texas A&M*	18/14	ESPN	W	42	38
Oct. 8	AUBURN*	10/15	ESPN	W	38	14
Oct. 22	at Ole Miss*	10/NR	SEC-R	W	29	24
Oct. 29	at Vanderbilt*	8/NR	SEC-R	W	31	28
Nov. 5	SOUTH CAROLINA (HC)*	8/10	ESPN	W	44	28
Nov. 12	TENNESSEE*	8/NR	ESPN2	W	49	7
Nov. 19	MISSISSIPPI STATE*	6/NR	CBS	W	44	17
Nov. 25	at LSU*	3/1	CBS	L	17	41
Jan. 6	vs. Kansas State*	7/11	FOX	W	29	16

* Southeastern Conference game

+ Little Rock, Ark.

* Arlington, Texas

> 2012 Cotton Bowl (Arlington, Texas)



SEASON-BY-SEASON RESULTS



JOHN L. SMITH

1 season | 2012
4-8

On April 23, 2012, John L. Smith returned to Arkansas as the Razorbacks' head coach for the 2012 season. Smith, who was an assistant at Arkansas from 2009-11, was named a head coach for the sixth time in his career after stops at Idaho, Utah State, Louisville, Michigan State and Weber State.

2012 • (4-8, 2-6 SEC - 6th/West)

Captains: Alfred Davis, Knile Davis, Alonzo Highsmith, Travis Swanson, Tyler Wilson, Tenarius Wright

DATE	OPPONENT	UA/OPP RK	TV	W L T	UA	OPP
Sept. 1	JACKSONVILLE ST.	10/NR	PPV	W	49	24
Sept. 8	LOUISIANA-MONROE*	8/NR	ESPN	L (OT)	31	34
Sept. 15	ALABAMA*	NR/1	CBS	L	0	52
Sept. 22	RUTGERS		ESPN	L	26	35
Sept. 29	at Texas A&M*		SEC-R	L	10	58
Oct. 6	at Auburn*		ESPN2	W	24	7
Oct. 13	KENTUCKY*		FSN	W	49	7
Oct. 27	OLE MISS*+&		SEC-R	L	27	30
Nov. 3	TULSA (HC)		SEC-R	W	19	15
Nov. 10	at South Carolina*	NR/12	CBS	L	20	38
Nov. 17	at Mississippi State*		SEC-R	L	14	45
Nov. 23	LSU*	NR/8	CBS	L	13	20

* Southeastern Conference game

+ Little Rock, Ark.

& Ole Miss later vacated win due to NCAA Committee on Infractions penalty



BRET BIELEMA

5 seasons | 2013-17
29-34

Named the 32nd head coach in program history in December of 2012, Bielema came to Arkansas after having spent seven years as head coach at Wisconsin. He led Arkansas to three straight bowl appearances, highlighted by wins over Texas at the 2014 Texas Bowl and Kansas State at the 2016 Liberty Bowl. In 2014, Arkansas became the first unranked team in college football history to post back-to-back shutouts over ranked opponents after blanking No. 20 LSU and No. 8 Ole Miss.

2013 • (3-9, 0-8 SEC - 7th/West)

Captains: Kiero Small, Travis Swanson, Chris Smith, Robert Thomas

DATE	OPPONENT	UA/OPP RK	TV	W L T	UA	OPP
Aug. 31	LOUISIANA-LAFAYETTE		FSN	W	34	14
Sept. 7	SAMFORD+		PPV	W	31	21
Sept. 14	SOUTHERN MISS		SEC-R	W	24	3
Sept. 21	at Rutgers		ESPN	L	24	28
Sept. 28	TEXAS A&M*	NR/10	ESPN2	L	33	45
Oct. 5	at Florida*	NR/18	ESPN2	L	10	30
Oct. 12	SOUTH CAROLINA (HC)*	NR/14	SEC-R	L	7	52
Oct. 19	at Alabama*	NR/1	ESPN	L	0	52
Nov. 2	AUBURN*	NR/8	ESPN2	L	17	35
Nov. 9	at Ole Miss*+&		SEC-R	L	24	34
Nov. 23	MISSISSIPPI STATE*+		SEC-R	L (OT)	17	24
Nov. 29	at LSU*	NR/15	CBS	L	27	31

* Southeastern Conference game

+ Little Rock, Ark.

& Ole Miss later vacated win due to NCAA Committee on Infractions penalty

2014 • (7-6, 2-6 SEC - 7th/West)

Captains: Brandon Allen, Brey Cook, Trey Flowers, Alan Turner

DATE	OPPONENT	UA/OPP RK	TV	W L T	UA	OPP
Aug. 30	at Auburn*	NR/6	SECN	W	21	45
Sept. 6	NICHOLLS		SECN-Alt	W	73	7
Sept. 13	at Texas Tech		ABC	W	49	28
Sept. 20	NORTHERN ILLINOIS		ESPN	W	52	14
Sept. 27	vs. Texas A&M**	NR/6	CBS	L (OT)	28	35
Oct. 11	ALABAMA*	NR/7	ESPN2	L	13	14
Oct. 18	GEORGIA**	NR/10	SECN	L	32	45
Oct. 25	UAB (HC)		SECN	W	45	17
Nov. 1	at Mississippi State*	NR/1	ESPN2	L	10	17
Nov. 15	LSU*	NR/20	ESPN2	W	17	0
Nov. 22	OLE MISS*	NR/8	CBS	W	30	0
Nov. 28	at Missouri*	NR/17	CBS	L	14	21
Dec. 29	vs. Texas*		ESPN	W	31	7

* Southeastern Conference game

+ Little Rock, Ark.

** Arlington, Texas

> 2014 AdvoCare V100 Texas Bowl (Houston, Texas)

2015 • (8-5, 5-3 SEC - 3rd/West)

Captains: Brandon Allen, Jonathan Williams, Brooks Ellis, JaMichael Winston

DATE	OPPONENT	UA/OPP RK	TV	W L T	UA	OPP
Sept. 5	UTEP	18/NR	ESPN	W	48	13
Sept. 12	TOLEDO*	18/NR	SECN-Alt	L	12	16
Sept. 19	TEXAS TECH		ESPN2	L	24	35
Sept. 26	vs. Texas A&M**	NR/14	ESPN	L (OT)	21	28
Oct. 3	at Tennessee*		ESPN2	W	24	20
Oct. 10	at Alabama*	NR/8	ESPN	L	14	27
Oct. 24	AUBURN*		SECN	W (4 OT)	54	46
Oct. 31	UT MARTIN (HC)		SECN	W	63	28
Nov. 7	at Ole Miss*	NR/18	CBS	W (OT)	53	52
Nov. 14	at LSU*	NR/9	ESPN	W	31	14
Nov. 21	MISSISSIPPI STATE*		ESPN	L	50	51
Nov. 27	MISSOURI*		CBS	W	28	3
Jan. 2	vs. Kansas State*		ESPN	W	45	23

* Southeastern Conference game

+ Little Rock, Ark.

* Arlington, Texas

> 2016 Autozone Liberty Bowl (Memphis, Tenn.)

2016 • (7-6, 3-5 SEC - T-5th/West)

Captains: Brooks Ellis, Dan Skipper, Kody Walker, Deatrich Wise Jr.

DATE	OPPONENT	UA/OPP RK	TV	W L T	UA	OPP
Sept. 3	LOUISIANA TECH		SECN	W	21	20
Sept. 10	at TCU	NR/15	ESPN	W (2 OT)	41	38
Sept. 17	TEXAS STATE	24/NR	SECN-Alt	W	42	3
Sept. 24	vs. Texas A&M**	17/10	ESPN	L	24	45
Oct. 1	ALCON STATE*	20/NR	SECN-Alt	W	52	10
Oct. 8	ALABAMA*	16/1	ESPN	L	30	49
Oct. 15	OLE MISS* (HC)	22/12	ESPN	W	34	30
Oct. 22	at Auburn*	17/21	ESPN	L	3	56
Nov. 5	FLORIDA*	NR/11	CBS	W	31	10
Nov. 12	LSU*	25/24	ESPN	L	10	38
Nov. 19	at Mississippi State*		ESPN	W	58	42
Nov. 25	at Missouri*		CBS	L	24	28
Dec. 29	vs. Virginia Tech*	NR/22	ESPN	L	24	35

* Southeastern Conference game

+ Little Rock, Ark.

* Arlington, Texas

> 2016 Belk Bowl (Charlotte, N.C.)

2017 • (4-8, 1-7 SEC - 7th/West)

Captains: Austin Allen, Frank Ragnow, Santos Ramirez, Kevin Richardson II

DATE	OPPONENT	UA/OPP RK	TV	W L T	UA	OPP
Aug. 31	FLORIDA A&M+		SECN	W	49	7
Sept. 9	TCU	NR/23	CBS	L	7	28
Sept. 23	vs. Texas A&M**		ESPN	L (OT)	43	50
Sept. 30	NEW MEXICO STATE		SECN	W	42	24
Oct. 7	at South Carolina*		SECN	L	22	48
Oct. 14	at Alabama*	NR/1	ESPN	L	9	41
Oct. 21	AUBURN*	NR/21	SECN	L	20	52
Oct. 28	at Ole Miss*		SECN	W	38	37
Nov. 4	COASTAL CAROLINA (HC)		SECN-Alt	W	39	38
Nov. 11	at LSU*	NR/24	ESPN	L	10	33
Nov. 18	MISSISSIPPI STATE*	NR/16	CBS	L	21	28
Nov. 24	MISSOURI*		CBS	L	45	48

* Southeastern Conference game

+ Little Rock, Ark.

* Arlington, Texas



CHAD MORRIS

2 seasons | 2018-19
4-18

Chad Morris was named the 33rd head football in University of Arkansas history on Dec. 6, 2017. Under Morris' fast-paced, no-huddle spread attack from 2010-14, Clemson shattered 127 offensive records (89 individual; 38 team). During his three seasons at SMU (2015-17), Morris turned a 1-11 program before he took over to the program's first bowl bid since 2012 in 2017.

2018 • (2-10, 0-8 SEC - 7th/West)

Captains: Hjalte Froholdt, Dre Greenlaw, De'Jon Harris, Santos Ramirez

DATE	OPPONENT	UA/OPP RK	TV	W L T	UA	OPP
Sept. 1	EASTERN ILLINOIS		SECN	W	55	20
Sept. 8	at Colorado State		CBSN	L	27	34
Sept. 15	NORTH TEXAS		SECN-Alt	L	17	44
Sept. 22	at Auburn*	NR/7	SECN	L	3	34
Sept. 29	vs. Texas A&M**		ESPN	L	17	24
Oct. 6	ALABAMA*	NR/1	ESPN	L	31	65
Oct. 13	OLE MISS*+		SECN	L	33	37
Oct. 20	TULSA (HC)		SECN	W	23	0
Oct. 27	VANDERBILT*		SECN	L	31	45
Nov. 10	LSU*	NR/13	SECN	L	17	24
Nov. 17	at Mississippi State*	NR/24	ESPN	L	6	52
Nov. 23	at Missouri*		CBS	L	0	38

* Southeastern Conference game

+ Little Rock, Ark.

* Arlington, Texas

2019 • (2-10, 0-8 SEC - 7th/West)

Captains: McTelvin Agim, De'Jon Harris, T.J. Smith

DATE	OPPONENT	UA/OPP RK	TV	W L T	UA	OPP
Aug. 31	PORTLAND STATE		SECN	W	20	13
Sept. 7	at Ole Miss*		SECN	L	17	31
Sept. 14	COLORADO STATE		SECN	W	55	34
Sept. 21	SAN JOSE STATE		SECN	L	24	31
Sept. 28	vs. Texas A&M**	NR/23	ESPN	L	27	31
Oct. 12	at Kentucky*		SECN	L	20	24
Oct. 19	AUBURN*	NR/11	SECN	L	10	51
Oct. 26	at Alabama*	NR/1	ESPN	L	7	48
Nov. 2	MISSISSIPPI STATE*		SECN	L	24	54
Nov. 9	WESTERN KENTUCKY		SECN	L	19	45
Nov. 23	at LSU*+&	NR/1	ESPN	L	20	56
Nov. 29	MISSOURI**+&		CBS	L	14	24

* Southeastern Conference game

+ Little Rock, Ark.

* Arlington, Texas

& Barry Lunney Jr. served as interim head coach



AGAINST ALL OPPONENTS

ALL-TIME RECORDS

In Season Openers	126 (99-23-4, .802)
On Homecoming	98 (60-34-4, .633)

OPPONENT	W	L	T	FIRST MTG	LAST MTG
Abilene Christian	1	0	0	1948	1948
Air Force	1	0	0	1975	1975
Alabama	8	22	0	1961*	2019
Alabama-Birmingham	1	0	0	2014	2014
Alcorn State	1	0	0	2016	2016
Arkansas A&M	1	0	0	1944	1944
Arizona State	2	0	0	1951	1985*
Auburn	11	17	1	1984*	2019
Austin College	2	0	0	1913	1927
Barksdale Field	1	0	0	1945	1945
Baylor	35	33	2	1904	1991
Boise State	2	0	0	2000	2002
California	1	0	0	1971	1971
Camp Pike	0	1	0	1918	1918
Centenary	3	1	2	1926	1933*
Central Arkansas	2	0	0	1923	1926
Central Florida	1	0	0	2001	2001
Central Missouri State	1	0	0	1917	1917
Central Oklahoma St.	1	0	0	1937	1937
Chattanooga	1	0	0	2007	2007
Chicago	0	0	1	1931	1931
Chiloco College	1	1	0	1905	1906
The Citadel	0	1	0	1992	1992
Coastal Carolina	1	0	0	2017	2017
College of the Ozarks	8	0	0	1927	1935
Colorado State	4	1	0	1974	2019
Dallas Medics	0	1	0	1904	1904
Detroit	2	0	0	1941	1942
Drury College	13	5	2	1896	1923
Duke	0	1	0	1960*	1960*
East Carolina	1	0	0	2009*	2009*
East Central Oklahoma	4	0	0	1929	1941
East Texas State	1	0	0	1948	1948
Eastern Illinois	1	0	0	2018	2018
Eastern Michigan	1	0	0	2009	2009
Fairmont College	2	0	0	1904	1909
Florida	2	9	0	1982*	2016
Florida A&M	1	0	0	2017	2017
Florida International	1	0	0	2007	2007
Fordham	0	1	0	1940	1940
Ft. Scott (Kan.) High	2	2	0	1898	1904
Ft. Smith (Ark.) High	8	0	0	1894	1904
George Washington	0	1	1	1936	1937
Georgia	4	10	0	1968*	2014
Georgia Tech	1	1	0	1954*	1959*
Hardin-Simmons	3	0	0	1956	1962
Haskell College	1	0	1	1907	1908
Hawaii	1	0	0	1987	1987
Henderson State	6	0	0	1908	1929

OPPONENT	W	L	T	FIRST MTG	LAST MTG
Hendrix College	15	0	2	1911	1933
Houston	12	6	0	1952	1991
Iowa	0	1	0	1925	1925
Iowa State	1	0	0	1973	1973
Jacksonville State	1	0	0	2012	2012
Joplin (Mo.) High	1	0	1	1899	1901
Kansas	0	2	0	1905	1906
Kansas City Medics	1	1	0	1901	1905
Kansas State	2	3	0	1910	2015*
Kentucky	3	5	0	1998	2019
Kingfisher College	1	0	0	1902	1902
Little Rock (Ark.) High	0	1	0	1901	1901
Louisiana	5	0	0	1991	2013
Louisiana-Monroe	9	1	0	1996	2012
Louisiana Tech	4	0	0	1901	2016
LSU	22	41	2	1901	2019
Memphis	2	3	0	1992	1998
Miami (Fla.)	0	3	0	1987	1991
Michigan	0	1	0	1988*	1998*
Middle Tennessee	1	0	0	1999	1999
Minnesota	0	1	0	2002*	2002*
Mississippi State	16	13	1	1916	2019
Missouri	3	8	0	1906	2019
Missouri State	7	0	0	1911	2011
Missouri-Rolla	15	4	0	1902	1943
Monticello Navy	0	1	0	1943	1943
Navy	2	0	0	1982	1984
Nebraska	1	0	0	1964*	1964*
Neosho (Mo.) High	1	0	0	1902	1902
New Mexico	3	0	0	1983	2011
New Mexico State	6	0	0	1977	2017
Nicholls	1	0	0	2014	2014
Northeastern (Okla.) St.	1	0	0	1924	1924
Norman Navy	0	1	0	1944	1944
North Carolina	0	2	0	1981*	1995*
Northern Illinois	2	0	0	1994	2014
North Texas	9	1	0	1947	2018
Northwestern	1	0	0	1981	1981
Northwestern (La.) St.	3	0	0	1946	1961
Ohio State	0	1	0	2010*	2010*
Oklahoma	4	9	1	1899	2001*
Oklahoma Baptist	2	1	0	1925	1933
Oklahoma Mines	1	0	0	1916	1916
Oklahoma State	30	15	1	1912	1980
Ole Miss	36	29	1	1908	2019
Quachita College	6	2	1	1897	1923
Pacific	1	0	0	1988	1988
Phillips College	4	0	1	1920	1925
Pierce City College	1	2	0	1900	1902

OPPONENT	W	L	T	FIRST MTG	LAST MTG
Pittsburg (Kan.) State	4	0	0	1908	1936
Portland State	1	0	0	2019	2019
Rhodes College	1	0	0	1928	1928
Rice	35	29	3	1919	1991
Rutgers	0	2	0	2012	2013
Saint Louis	1	2	1	1907	1915
Samford	1	0	0	2013	2013
San Jose State	0	1	0	2019	2019
Santa Clara	0	2	0	1938	1951
South Carolina	13	10	0	1992	2017
South Florida	1	0	0	2002	2002
SE Missouri State	2	0	0	1906	2006
Southern California	1	4	0	1972	2006
Southern Methodist	37	31	5	1920	1999
Southern Miss	1	0	0	2013	2013
Stanford	0	1	0	1970	1970
State College of Missouri	0	2	0	1902	1903
Tahlequah Seminary	1	0	0	1902	1902
Tennessee	5	13	0	1907	2015
Tennessee-Martin	1	0	0	2015	2015
Tennessee Tech	1	0	0	2010	2010
Texas	22	56	0	1894	2014*
Texas A&M	41	32	3	1903	2019
TCU	44	24	2	1920	2017
Texas-El Paso	3	0	0	1989	2015
Texas Southwestern	2	0	1	1910	1912
Texas Tech	29	8	0	1957	2015
Texas State	1	0	0	2016	2016
Toledo	0	1	0	2015	2015
Transylvania (Ky.)	0	1	0	1905	1905
Troy	4	0	0	2002	2011
Tulane	3	0	0	1906	1980*
Tulsa	56	14	3	1899	2018
UCLA	0	1	1	1978*	1988*
UNLV	1	1	0	2000*	2001
Utah State	3	0	0	1975	2006
Vanderbilt	7	3	0	1949	2018
Villanova	0	1	0	1939	1939
Virginia Tech	0	1	0	2016*	2016*
Washington (Mo.)	4	1	0	1905	1912
Webb City (Mo.) High	1	0	0	1900	1900
Weber State	1	0	0	2001	2001
Western Illinois	1	0	0	2008	2008
Western Kentucky	0	1	0	2019	2019
Wichita State	6	0	0	1904	1980
William & Mary	1	2	0	1947*	1949
Wisconsin	0	2	0	1912	2006

* Bowl game



AGAINST 2020 OPPONENTS

GEORGIA

Georgia leads the series 10-4

	UA/OPP		
DATE	RANK	SITE	RESULT
Jan. 1, 1969	9/4	New Orleans, La.	W, 16-14
Jan. 1, 1976	18/12	Dallas, Texas	W, 31-10
Dec. 29, 1987	NR/15	Memphis, Tenn.	L, 20-17
Dec. 29, 1991	NR/24	Shreveport, La.	L, 24-15
Oct. 3, 1992	NR/16	Fayetteville, Ark.	L, 27-3
Oct. 2, 1993		Athens, Ga.	W, 20-10
Sept. 30, 2000	NR/25	Fayetteville, Ark.	L, 38-7
Sept. 29, 2001		Athens, Ga.	L, 34-23
Dec. 7, 2002	22/4	Atlanta, Ga.	L, 30-3
Oct. 23, 2004	NR/10	Fayetteville, Ark.	L, 20-14
Oct. 22, 2005	NR/4	Athens, Ga.	L, 23-20
Sept. 19, 2009	NR/23	Fayetteville, Ark.	L, 52-41
Sept. 18, 2010	12/NR	Athens, Ga.	W, 31-24
Oct. 18, 2014	NR/10	Little Rock, Ark.	L, 45-32

MISSISSIPPI STATE

Arkansas leads the series 16-13-1

	UA/OPP		
DATE	RANK	SITE	RESULT
Nov. 25, 1916		Memphis, Tenn.	L, 20-7
Sept. 30, 1939		Memphis, Tenn.	L, 19-0
Nov. 7, 1992	NR/19	Starkville, Miss.	L, 10-3
Nov. 6, 1993		Little Rock, Ark.	T, 13-13
Nov. 5, 1994	NR/24	Starkville, Miss.	L, 17-7
Nov. 4, 1995		Little Rock, Ark.	W, 26-21 (OT)
Nov. 23, 1996		Starkville, Miss.	W, 16-13
Nov. 22, 1997	NR/14	Fayetteville, Ark.	W, 17-7
Nov. 21, 1998	9/NR	Starkville, Miss.	L, 22-21
Nov. 20, 1999	22/12	Little Rock, Ark.	W, 14-9
Nov. 18, 2000	NR/13	Starkville, Miss.	W, 17-10 (OT)
Nov. 17, 2001		Fayetteville, Ark.	W, 24-21
Nov. 23, 2002		Starkville, Miss.	W, 26-19
Nov. 22, 2003		Fayetteville, Ark.	W, 52-6
Nov. 20, 2004		Starkville, Miss.	W, 24-21
Nov. 10, 2005		Little Rock, Ark.	W, 44-10
Nov. 18, 2006	5/NR	Starkville, Miss.	W, 28-14
Nov. 17, 2007		Little Rock, Ark.	W, 45-31
Nov. 22, 2008		Starkville, Miss.	L, 31-28
Nov. 21, 2009		Little Rock, Ark.	W, 42-21
Nov. 20, 2010	13/22	Starkville, Miss.	W, 38-31 (2OT)
Nov. 19, 2011	6/NR	Little Rock, Ark.	W, 44-17
Nov. 17, 2012		Starkville, Miss.	L, 45-14
Nov. 23, 2013		Little Rock, Ark.	L, 24-17
Nov. 1, 2014		Starkville, Miss.	L, 17-10
Nov. 21, 2015		Fayetteville, Ark.	L, 51-50
Nov. 18, 2016		Starkville, Miss.	W, 58-42
Nov. 18, 2017	NR/16	Fayetteville, Ark.	L, 28-21
Nov. 17, 2018	NR/24	Starkville, Miss.	L, 52-6
NOV. 2, 2019		Fayetteville, Ark.	L, 54-24

AUBURN

Auburn leads the series 17-11-1

	UA/OPP		
DATE	RANK	SITE	RESULT
Dec. 27, 1984	NR/11	Memphis, Tenn.	L, 21-15
Oct. 31, 1992		Auburn, Ala.	T, 24-24
Oct. 30, 1993		Fayetteville, Ark.	L, 31-21
Oct. 29, 1994	NR/4	Auburn, Ala.	L, 31-14
Oct. 28, 1995	NR/11	Little Rock, Ark.	W, 30-28
Nov. 2, 1996		Auburn, Ala.	L, 28-7
Oct. 25, 1997	NR/11	Fayetteville, Ark.	L, 26-21
Oct. 31, 1998	14/NR	Auburn, Ala.	W, 24-21
Oct. 30, 1999		Fayetteville, Ark.	W, 34-10
Oct. 28, 2000	NR/25	Auburn, Ala.	L, 21-19

Oct. 27, 2001	NR/17	Fayetteville, Ark.	W, 42-17
Oct. 12, 2002	NR/24	Auburn, Ala.	W, 38-17
Oct. 11, 2003	7/NR	Fayetteville, Ark.	L, 10-3
Oct. 16, 2004	NR/4	Auburn, Ala.	L, 38-20
Oct. 15, 2005	NR/21	Fayetteville, Ark.	L, 34-17
Oct. 7, 2006	NR/2	Auburn, Ala.	W, 27-10
Oct. 13, 2007	NR/22	Fayetteville, Ark.	L, 9-7
Oct. 11, 2008	NR/20	Auburn, Ala.	W, 25-22
Oct. 10, 2009	NR/17	Fayetteville, Ark.	W, 44-23
Oct. 16, 2010	12/7	Auburn, Ala.	L, 65-43
Oct. 8, 2011	10/15	Fayetteville, Ark.	W, 38-14
Oct. 6, 2012		Auburn, Ala.	W, 24-7
Nov. 2, 2013	NR/8	Fayetteville, Ark.	L, 35-17
Aug. 30, 2014	NR/6	Auburn, Ala.	L, 45-21
Oct. 24, 2015		Fayetteville, Ark.	W, 54-46 (4OT)
Oct. 22, 2016	17/21	Auburn, Ala.	L, 56-3
Oct. 21, 2017	NR/21	Fayetteville, Ark.	L, 52-20
Sept. 22, 2018	NR/7	Auburn, Ala.	L, 34-3
Oct. 19, 2019	NR/11	Fayetteville, Ark.	L, 51-10

OLE MISS

Arkansas leads the series 36-27-1

	UA/OPP		
DATE	RANK	SITE	RESULT
Oct. 10, 1908		Fayetteville, Ark.	W, 33-0
Nov. 15, 1913		Little Rock, Ark.	L, 21-10
Nov. 14, 1914		Little Rock, Ark.	W, 1-0
Oct. 25, 1924		Little Rock, Ark.	W, 20-0
Oct. 2, 1926		Fayetteville, Ark.	W, 21-6
Sept. 29, 1928		Oxford, Miss.	L, 25-0
Nov. 13, 1937	20/NR	Memphis, Tenn.	W, 32-6
Nov. 16, 1938		Memphis, Tenn.	L, 20-14
Oct. 26, 1940		Memphis, Tenn.	W, 21-20
Nov. 22, 1941		Memphis, Tenn.	L, 18-0
Oct. 24, 1942		Memphis, Tenn.	W, 7-6
Oct. 28, 1944		Memphis, Tenn.	W, 26-18
Oct. 27, 1945		Memphis, Tenn.	W, 19-0
Oct. 26, 1946		Memphis, Tenn.	L, 9-7
Oct. 25, 1947		Memphis, Tenn.	W, 19-14
Oct. 25, 1952		Little Rock, Ark.	L, 34-7
Oct. 24, 1953		Memphis, Tenn.	L, 28-0
Oct. 23, 1954	7/5	Little Rock, Ark.	W, 6-0
Oct. 22, 1955		Oxford, Miss.	L, 17-7
Oct. 27, 1956		Little Rock, Ark.	W, 14-0
Oct. 26, 1957	NR/6	Memphis, Tenn.	W, 12-6
Oct. 25, 1958	NR/6	Little Rock, Ark.	L, 14-12
Oct. 24, 1959	10/4	Memphis, Tenn.	L, 28-0
Oct. 22, 1960	14/2	Little Rock, Ark.	L, 10-7
Sept. 23, 1961	12/9	Jackson, Miss.	L, 16-0
Jan. 1, 1963	6/3	New Orleans, La.	L, 17-13
Jan. 1, 1970	3/13	New Orleans, La.	L, 27-22
Sept. 26, 1981		Jackson, Miss.	W, 27-13
Sept. 25, 1982	9/NR	Little Rock, Ark.	W, 14-12
Sept. 24, 1983		Jackson, Miss.	L, 13-10
Sept. 15, 1984		Little Rock, Ark.	T, 14-14
Sept. 14, 1985	14/NR	Jackson, Miss.	W, 24-19
Sept. 13, 1986	18/NR	Little Rock, Ark.	W, 21-0
Sept. 12, 1987	13/NR	Jackson, Miss.	W, 31-10
Sept. 17, 1988		Little Rock, Ark.	W, 21-13
Sept. 23, 1989	8/NR	Jackson, Miss.	W, 24-17
Sept. 22, 1990	13/NR	Little Rock, Ark.	L, 21-17
Sept. 28, 1991		Jackson, Miss.	L, 24-17
Oct. 17, 1992		Little Rock, Ark.	L, 17-3
Oct. 16, 1993		Jackson, Miss.	L, 19-0
Oct. 15, 1994		Fayetteville, Ark.	W, 31-7
Oct. 14, 1995		Memphis, Tenn.	W, 13-6
Nov. 9, 1996		Fayetteville, Ark.	W, 13-7
Nov. 6, 1997		Oxford, Miss.	L, 19-9

Nov. 7, 1998	11/NR	Fayetteville, Ark.	W, 34-0
Nov. 6, 1999	NR/23	Oxford, Miss.	L, 38-16
Nov. 4, 2000		Fayetteville, Ark.	L, 38-24
Nov. 3, 2001		Oxford, Miss.	W, 58-56 (7OT)
Oct. 26, 2002		Fayetteville, Ark.	W, 48-28
Oct. 25, 2003	21/NR	Oxford, Miss.	L, 19-7
Nov. 13, 2004		Fayetteville, Ark.	W, 35-3
Nov. 12, 2005		Oxford, Miss.	W, 28-17
Oct. 21, 2006	15/NR	Fayetteville, Ark.	W, 38-3
Oct. 20, 2007		Oxford, Miss.	W, 44-8
Oct. 25, 2008		Fayetteville, Ark.	L, 23-21
Oct. 24, 2009		Oxford, Miss.	L, 30-17
Oct. 23, 2010	21/NR	Fayetteville, Ark.	W, 38-24
Oct. 22, 2011	10/NR	Oxford, Miss.	W, 29-24
Oct. 27, 2012		Little Rock, Ark.	L, 30-27^
Nov. 9, 2013		Oxford, Miss.	L, 34-24^
Nov. 22, 2014	NR/8	Fayetteville, Ark.	W, 30-0
Nov. 7, 2015	NR/18	Oxford, Miss.	W, 53-52 (OT)
Oct. 15, 2016	22/12	Fayetteville, Ark.	W, 34-30
Oct. 28, 2017		Oxford, Miss.	W, 38-37
Oct. 13, 2018		Little Rock, Ark.	L, 37-33
Sept. 7, 2019		Oxford, Miss.	L, 31-17

^ Win vacated due to NCAA Committee on Infractions penalty

TEXAS A&M

Arkansas leads the series 41-32-3

UA/OPP			
DATE	RANK	SITE	RESULT
Oct. 31, 1903		Arlington, Texas	L, 6-0
Oct. 29, 1910		Fayetteville, Ark.	W, 5-0
Oct. 18, 1912		Dallas, Texas	L, 27-0
Oct. 15, 1927		College Station, Texas	L, 40-6
Oct. 29, 1928		Fayetteville, Ark.	W, 27-12
Oct. 26, 1929		College Station, Texas	W, 14-13
Oct. 25, 1930		Little Rock, Ark.	W, 13-0
Nov. 3, 1934		College Station, Texas	T, 7-7
Nov. 2, 1935		Little Rock, Ark.	W, 14-7
Oct. 31, 1936		College Station, Texas	W, 18-0
Oct. 30, 1937	20/NR	Fayetteville, Ark.	W, 26-13
Oct. 29, 1938		College Station, Texas	L, 13-7
Nov. 4, 1939	NR/5	Fayetteville, Ark.	L, 27-0
Nov. 2, 1940	NR/5	College Station, Texas	L, 17-0
Nov. 1, 1941	NR/5	Little Rock, Ark.	L, 7-0
Oct. 31, 1942		College Station, Texas	L, 41-0
Oct. 30, 1943	NR/19	Fayetteville, Ark.	L, 13-0
Nov. 4, 1944		College Station, Texas	W, 7-6
Nov. 3, 1945		Fayetteville, Ark.	L, 34-0
Nov. 2, 1946		College Station, Texas	W, 7-0
Nov. 1, 1947		Fayetteville, Ark.	T, 21-21
Oct. 30, 1948		College Station, Texas	W, 28-6
Oct. 29, 1949		Fayetteville, Ark.	W, 27-6
Nov. 4, 1950		College Station, Texas	L, 42-13
Nov. 3, 1951	NR/18	Fayetteville, Ark.	W, 33-21
Nov. 1, 1952		College Station, Texas	L, 31-12
Oct. 31, 1953		Little Rock, Ark.	W, 41-14
Oct. 30, 1954	4/NR	College Station, Texas	W, 14-7
Oct. 29, 1955	NR/11	Fayetteville, Ark.	T, 7-7
Nov. 3, 1956		College Station, Texas	L, 27-0
Nov. 2, 1957	11/1	Fayetteville, Ark.	L, 7-6
Nov. 1, 1958		College Station, Texas	W, 21-8
Oct. 31, 1959	17/NR	Fayetteville, Ark.	W, 12-7
Oct. 29, 1960	12/NR	College Station, Texas	W, 7-3
Nov. 4, 1961	22/NR	Fayetteville, Ark.	W, 15-8
Nov. 3, 1962	8/NR	College Station, Texas	W, 17-7
Nov. 2, 1963	11/NR	Little Rock, Ark.	W, 21-7
Oct. 31, 1964	4/NR	College Station, Texas	W, 17-0
Oct. 30, 1965	2/NR	Little Rock, Ark.	W, 31-0
Oct. 29, 1966	9/21	College Station, Texas	W, 34-0



AGAINST 2020 OPPONENTS

Nov. 4, 1967		Fayetteville, Ark.	L, 33-21
Nov. 2, 1968	17/NR	College Station, Texas	W, 25-22
Nov. 1, 1969	4/NR	Fayetteville, Ark.	W, 35-13
Oct. 31, 1970	8/NR	College Station, Texas	W, 45-6
Oct. 30, 1971	8/NR	Little Rock, Ark.	L, 17-9
Nov. 4, 1972	20/NR	College Station, Texas	L, 10-7
Nov. 3, 1973		Fayetteville, Ark.	W, 14-10
Nov. 2, 1974	NR/8	College Station, Texas	L, 20-10
Dec. 6, 1975	18/2	Little Rock, Ark.	W, 31-6
Nov. 13, 1976	13/16	Little Rock, Ark.	L, 31-10
Nov. 12, 1977	8/11	College Station, Texas	W, 26-20
Nov. 18, 1978	13/NR	Little Rock, Ark.	W, 26-7
Nov. 17, 1979	8/NR	College Station, Texas	W, 22-10
Nov. 15, 1980		Fayetteville, Ark.	W, 27-24
Nov. 14, 1981	16/NR	College Station, Texas	W, 10-7
Nov. 13, 1982	10/NR	Little Rock, Ark.	W, 35-0
Nov. 12, 1983		College Station, Texas	L, 36-23
Nov. 17, 1984		Fayetteville, Ark.	W, 28-0
Nov. 16, 1985	9/NR	College Station, Texas	L, 10-6
Nov. 15, 1986	17/7	Little Rock, Ark.	W, 14-10
Nov. 14, 1987	20/19	College Station, Texas	L, 14-0
Nov. 12, 1988	11/NR	Fayetteville, Ark.	W, 25-20
Nov. 24, 1989	9/14	College Station, Texas	W, 23-22
Nov. 17, 1990		Fayetteville, Ark.	L, 20-16
Nov. 16, 1991	NR/13	College Station, Texas	L, 13-3
Oct. 3, 2009		Arlington, Texas	W, 47-19
Oct. 9, 2010	11/NR	Arlington, Texas	W, 24-17
Oct. 1, 2011	18/14	Arlington, Texas	W, 42-38
Sept. 29, 2012		College Station, Texas	L, 58-10
Sept. 28, 2013	NR/10	Fayetteville, Ark.	L, 45-33
Sept. 27, 2014	NR/6	Arlington, Texas	L, 35-28 (OT)
Sept. 26, 2015	NR/14	Arlington, Texas	L, 28-21 (OT)
Sept. 24, 2016	17/10	Arlington, Texas	L, 45-24
Sept. 23, 2017		Arlington, Texas	L, 50-43 (OT)
Sept. 29, 2018		Arlington, Texas	L, 24-17
Sept. 28, 2019	NR/23	Arlington, Texas	L, 31-27

TENNESSEE

Tennessee leads the series 13-5

DATE	UA/OPP RANK	SITE	RESULT
Nov. 18, 1907		Memphis, Tenn.	L, 14-2
Dec. 20, 1971	18/9	Memphis, Tenn.	L, 14-13
Jan. 1, 1990	10/8	Dallas, Texas	L, 31-27
Oct. 10, 1992	NR/4	Knoxville, Tenn.	W, 25-24
Oct. 9, 1993	NR/11	Little Rock, Ark.	L, 28-14
Oct. 8, 1994		Knoxville, Tenn.	L, 38-21
Oct. 7, 1995	18/10	Fayetteville, Ark.	L, 49-31
Nov. 16, 1996	NR/12	Knoxville, Tenn.	L, 55-14
Nov. 15, 1997	NR/5	Little Rock, Ark.	L, 30-22
Nov. 14, 1998	10/1	Knoxville, Tenn.	L, 28-24
Nov. 13, 1999	NR/3	Fayetteville, Ark.	W, 28-24
Nov. 11, 2000		Knoxville, Tenn.	L, 63-20
Sept. 8, 2001	NR/8	Fayetteville, Ark.	L, 13-3
Oct. 5, 2002	NR/10	Knoxville, Tenn.	L, 41-38 (6OT)
Nov. 11, 2006	11/13	Fayetteville, Ark.	W, 31-14
Nov. 10, 2007	NR/22	Knoxville, Tenn.	L, 34-13
Nov. 12, 2011	8/NR	Fayetteville, Ark.	W, 49-7
Oct. 3, 2015		Knoxville, Tenn.	W, 24-20

FLORIDA

Florida leads the series 9-2

DATE	UA/OPP RANK	SITE	RESULT
Dec. 31, 1982	14/NR	Houston, Texas	W, 28-24
Dec. 2, 1995	23/2	Atlanta, Ga.	L, 34-3
Oct. 5, 1996	NR/1	Fayetteville, Ark.	L, 42-7
Oct. 4, 1997	NR/1	Gainesville, Fla.	L, 56-7

Oct. 18, 2003	11/NR	Fayetteville, Ark.	L, 33-28
Oct. 2, 2004	NR/16	Gainesville, Fla.	L, 45-30
Dec. 2, 2006	8/4	Atlanta, Ga.	L, 38-28
Oct. 4, 2008	NR/12	Fayetteville, Ark.	L, 38-7
Oct. 17, 2009	NR/1	Gainesville, Fla.	L, 23-20
Oct. 5, 2013	NR/18	Gainesville, Fla.	L, 30-10
Nov. 5, 2016	NR/10	Fayetteville, Ark.	W, 31-10

LSU

LSU leads the series 41-22-2

DATE	UA/OPP RANK	SITE	RESULT
Nov. 22, 1901		Baton Rouge, La.	L, 15-0
Nov. 30, 1906		Baton Rouge, La.	T, 6-6
Nov. 9, 1907		Little Rock, Ark.	L, 17-12
Nov. 26, 1908		Little Rock, Ark.	L, 36-4
Nov. 13, 1909		Memphis, Tenn.	W, 16-0
Nov. 24, 1910		Little Rock, Ark.	W, 51-0
Nov. 23, 1911		Little Rock, Ark.	W, 11-0
Nov. 9, 1912		Little Rock, Ark.	L, 7-6
Nov. 8, 1913		Shreveport, La.	L, 12-7
Nov. 7, 1914		Shreveport, La.	W, 20-12
Nov. 6, 1915		Shreveport, La.	L, 13-7
Nov. 4, 1916		Shreveport, La.	L, 17-7
Nov. 3, 1917		Shreveport, La.	W, 14-0
Oct. 25, 1919		Shreveport, La.	L, 20-0
Nov. 6, 1920		Shreveport, La.	L, 3-0
Nov. 5, 1921		Shreveport, La.	L, 10-7
Oct. 28, 1922		Shreveport, La.	W, 40-6
Oct. 27, 1923		Shreveport, La.	W, 26-13
Nov. 1, 1924		Shreveport, La.	W, 10-7
Oct. 31, 1925		Shreveport, La.	W, 12-0
Nov. 6, 1926		Shreveport, La.	L, 14-0
Oct. 29, 1927		Shreveport, La.	W, 28-0
Nov. 3, 1928		Shreveport, La.	W, 7-0
Nov. 2, 1929		Shreveport, La.	W, 32-0
Nov. 1, 1930		Shreveport, La.	L, 27-12
Oct. 24, 1931		Shreveport, La.	L, 13-6
Oct. 22, 1932		Shreveport, La.	L, 14-0
Oct. 21, 1933		Shreveport, La.	L, 20-0
Oct. 20, 1934		Shreveport, La.	L, 16-0
Oct. 19, 1935		Shreveport, La.	L, 13-7
Oct. 24, 1936	NR/13	Shreveport, La.	L, 19-7
Jan. 1, 1947	16/8	Dallas, Texas	T, 0-0
Nov. 21, 1953		Little Rock, Ark.	L, 9-8
Nov. 20, 1954	9/NR	Shreveport, La.	L, 7-6
Nov. 19, 1955		Little Rock, Ark.	L, 13-7
Nov. 24, 1956		Shreveport, La.	L, 21-7
Jan. 1, 1966	2/NR	Dallas, Texas	L, 14-7
Nov. 27, 1992		Fayetteville, Ark.	W, 30-6
Nov. 27, 1993		Baton Rouge, La.	W, 42-24
Nov. 26, 1994		Little Rock, Ark.	L, 30-12
Nov. 18, 1995	14/NR	Baton Rouge, La.	L, 28-0
Nov. 29, 1996	NR/19	Little Rock, Ark.	L, 17-7
Nov. 28, 1997	NR/17	Baton Rouge, La.	L, 31-21
Nov. 27, 1998	13/NR	Little Rock, Ark.	W, 41-14
Nov. 26, 1999	17/NR	Baton Rouge, La.	L, 35-10
Nov. 24, 2000	NR/24	Little Rock, Ark.	W, 14-3
Nov. 23, 2001	24/NR	Baton Rouge, La.	L, 41-38
Nov. 29, 2002	NR/18	Little Rock, Ark.	W, 21-20
Nov. 28, 2003	NR/3	Baton Rouge, La.	L, 55-24
Nov. 26, 2004	NR/14	Little Rock, Ark.	L, 43-14
Nov. 19, 2005	NR/3	Baton Rouge, La.	L, 19-17
Nov. 24, 2006	5/9	Little Rock, Ark.	L, 36-26
Nov. 23, 2007	NR/1	Baton Rouge, La.	W, 50-48 (3OT)
Nov. 28, 2008		Little Rock, Ark.	W, 31-30
Nov. 28, 2009	NR/17	Baton Rouge, La.	L, 33-30 (OT)
Nov. 27, 2010	12/6	Little Rock, Ark.	W, 31-23

Nov. 25, 2011	3/1	Baton Rouge, La.	L, 41-17
Nov. 23, 2012	NR/8	Fayetteville, Ark.	L, 20-13
Nov. 29, 2013	NR/15	Baton Rouge, La.	L, 31-27
Nov. 15, 2014	NR/20	Fayetteville, Ark.	W, 17-0
Nov. 14, 2015	NR/9	Baton Rouge, La.	W, 31-14
Nov. 12, 2016	25/24	Fayetteville, Ark.	L, 38-10
Nov. 11, 2017	NR/24	Baton Rouge, La.	L, 33-10
Nov. 10, 2018	NR/13	Fayetteville, Ark.	L, 24-17
Nov. 23, 2019	NR/1	Baton Rouge, La.	L, 56-20

MISSOURI

Missouri leads the series 8-3

DATE	UA/OPP RANK	SITE	RESULT
Nov. 10, 1906		Columbia, Mo.	L, 11-0
Sept. 23, 1944		Columbia, Mo.	W, 7-6
Sept. 28, 1963	8/NR	Little Rock, Ark.	L, 7-6
Dec. 31, 2003		Shreveport, La.	W, 27-14
Jan. 1, 2008	25/7	Dallas, Texas	L, 38-7
Nov. 28, 2014	NR/17	Columbia, Mo.	L, 21-14
Nov. 27, 2015		Fayetteville, Ark.	W, 28-3
Nov. 25, 2016		Columbia, Mo.	L, 35-24
Nov. 24, 2017		Fayetteville, Ark.	L, 48-45
Nov. 23, 2018		Columbia, Mo.	L, 38-0
Nov. 29, 2019		Little Rock, Ark.	L, 24-14

ALABAMA

Alabama leads the series 22-8

DATE	UA/OPP RANK	SITE	RESULT
Jan. 1, 1961	9/1	New Orleans, La.	L, 10-3
Jan. 1, 1980	6/2	New Orleans, La.	L, 24-9
Sept. 19, 1992	NR/9	Little Rock, Ark.	L, 38-11
Sept. 18, 1993	NR/2	Tuscaloosa, Ala.	W, 3-43@
Sept. 17, 1994	NR/12	Fayetteville, Ark.	L, 13-6
Sept. 16, 1995	NR/13	Tuscaloosa, Ala.	W, 20-19
Sept. 21, 1996	NR/13	Little Rock, Ark.	L, 17-7
Sept. 20, 1997	NR/11	Tuscaloosa, Ala.	W, 17-16
Sept. 26, 1998	NR/22	Fayetteville, Ark.	W, 42-6
Sept. 25, 1999	14/NR	Tuscaloosa, Ala.	L, 35-28
Sept. 23, 2000		Fayetteville, Ark.	W, 28-21
Sept. 22, 2001		Tuscaloosa, Ala.	L, 31-10
Sept. 28, 2002		Fayetteville, Ark.	L, 30-12
Sept. 27, 2003	9/NR	Tuscaloosa, Ala.	W, 34-31 (20T)
Sept. 25, 2004		Fayetteville, Ark.	W, 27-10
Sept. 24, 2005		Tuscaloosa, Ala.	L, 24-13^
Sept. 23, 2006	NR/22	Fayetteville, Ark.	W, 24-23 (20T)
Sept. 15, 2007	16/NR	Tuscaloosa, Ala.	L, 41-38^
Sept. 20, 2008	NR/9	Fayetteville, Ark.	L, 49-14
Sept. 26, 2009	NR/3	Tuscaloosa, Ala.	L, 35-7
Sept. 25, 2010	10/1	Fayetteville, Ark.	L, 24-20
Sept. 24, 2011	14/3	Tuscaloosa, Ala.	L, 38-14
Sept. 15, 2012	NR/1	Fayetteville, Ark.	L, 52-0
Oct. 19, 2013	NR/1	Tuscaloosa, Ala.	L, 52-0
Oct. 11, 2014	NR/7	Fayetteville, Ark.	L, 14-13
Oct. 10, 2015	NR/8	Tuscaloosa, Ala.	L, 27-14
Oct. 8, 2016	16/1	Fayetteville, Ark.	L, 49-30
Oct. 14, 2017	NR/1	Tuscaloosa, Ala.	L, 41-9
Oct. 6, 2018	NR/1	Fayetteville, Ark.	L, 65-31
Oct. 26, 2019	NR/1	Tuscaloosa, Ala.	L, 48-7

@ Arkansas victory by NCAA-imposed forfeit

^ Win vacated due to NCAA Committee on Infractions penalty



OVERTIME GAMES

ARKANSAS' NCAA RECORDS SET IN OVERTIME

- Longest games in NCAA history: seven overtimes (Arkansas at Kentucky, 2003; Arkansas at Ole Miss, 2001; North Texas at FIU, 2006; and LSU at Texas A&M, 2018)
- Fourth-longest game in NCAA history: six overtimes (Arkansas at Tennessee, 2002)
- Most points scored in overtime: 47 at Kentucky, 2003
- Most points scored in overtime (both teams): 86, UA at Kentucky, 2003
- Second-most points scored in an overtime game (both teams): 134, UA at Kentucky, 2003



On one of the most memorable plays in recent program history, **HUNTER HENRY** helped Arkansas convert a first down on 4th-and-25 in overtime at Ole Miss in 2015. The Razorbacks scored two plays later and won the game with a two-point conversion.

IN OVERTIME (12-7)

1996	at Mississippi State	W	16-13	OT
2000	at Mississippi State	W	17-10	OT
2001	at Ole Miss	W	58-56	7 OT
2002	at Tennessee	L	41-38	6 OT
2003	at Alabama	W	34-31	2 OT
2003	at Kentucky	W	71-63	7 OT
2006	Alabama	W	24-23	2 OT
2007	at LSU	W	50-48	3 OT
2009	at LSU	L	33-30	OT
2009	vs. East Carolina	W	20-17	OT
2010	at Mississippi State	W	38-31	2 OT
2012	ULM	L	34-31	OT
2013	Mississippi State	L	24-17	OT
2014	Texas A&M	L	35-28	OT
2015	vs. Texas A&M	L	28-21	OT
2015	Auburn	W	54-46	4 OT
2015	at Ole Miss	W	53-52	OT
2016	at TCU	W	41-38	2 OT
2017	Texas A&M	L	50-43	OT

Arkansas 71, Kentucky 63 (7 OT)
Nov. 1, 2003 • Lexington, Ky.

	1Q	2Q	3Q	4Q	1OT	2OT	3OT	4OT	5OT	6OT	7OT	TOTAL
ARKANSAS	7	14	0	3	7	7	3	8	6	8	8	71
KENTUCKY	7	0	7	10	7	7	3	8	6	8	0	63

SCORING SUMMARY

1st - UA DeCori Birmingham 10 run (Chris Balseiro kick); UK Andrew Hopewell 6 blocked punt return (Taylor Begley kick)
 2nd - UA Richard Smith 26 pass from Matt Jones (Balseiro kick); UA Tom Crowder recovered blocked punt in end zone (Balseiro kick)
 3rd - UK Alexis Bwenge 51 pass from Jared Lorenzen (Begley kick)
 4th - UK Begley 34 field goal; UA Balseiro 37 field goal; UK Chris Benard 13 pass from Lorenzen (Begley kick)
 1st OT - UA Mark Pierce 1 run (Balseiro kick); UK Bwenge 2 run (Begley kick)
 2nd OT - Bwenge 7 run (Begley kick); UA Jason Peters 7 pass from Matt Jones (Balseiro kick)
 3rd OT - UA Balseiro 25 field goal; UK Begley 24 field goal
 4th OT - Lorenzen 1 run (Derek Abney pass from Lorenzen); UA Jones 3 run (Pierce pass from Jones)
 5th OT - George Wilson 15 pass from Jones (pass failed); UK Lorenzen 2 run (pass failed)
 6th OT - Lorenzen 1 run (Tommy Cook pass from Lorenzen); UA Pierce 2 run (Wilson pass from Jones)
 7th OT - UA Birmingham 25 run (Peters pass from Jones)

	ARKANSAS	KENTUCKY
First Downs	29	29
Rushing	15	13
Passing	14	12
Penalty	0	4
Rushing Attempts-Net Yards	71-334	52-180
Net Yards Passing	271	326
Passing	28-17-0	51-28-1
Total Plays-Total Offense	99-605	103-506
Punts	6-34.3	7-40.0
Fumbles	5-2	2-1
Penalties	12-87	8-60
Possession Time	32:53	27:07
Third-Down Conversions	13-22	10-22
Fourth-Down Conversions	1-1	2-3
Sacks By: Number-Yards	2-13	2-17

INDIVIDUAL STATISTICS

RUSHING: UA - DeCori Birmingham 40-196; Matt Jones 15-112; Cedric Cobbs 9-46; Carlos Ousley 1-9; Mark Pierce 2-3; Steven Harris 1-(-15); Ryan Sorahan 3-(-17). UK - Alexis Bwenge 22-89; Jared Lorenzen 15-39; Draak Davis 5-35; Shane Boyd 4-17; Derek Abney 1-2; Ronald Johnson 1-1; Team 1-0; Keenan Burton 3-(-3).
 PASSING: UA - Matt Jones 25-16-0, 260; Ryan Sorahan 3-1-0, 11. UK Jared Lorenzen 49-28-1, 326; Shane Boyd 2-0-0.
 RECEIVING: UA - George Wilson 9-172; Richard Smith 5-69; Carlos Ousley 1-12; Jared Hicks 1-11; Jason Peters 1-7. UK Derek Abney 10-91; Chris Bernard 4-82; Tommy Cook 4-39; Draak Davis 4-13; Jeremi Drobney 2-25; Alexis Bwenge 1-51; Glenn Holt 1-17; Keenan Burton 1-7; Shane Boyd 1-1.

Arkansas 58, Ole Miss 56 (7 OT)
Nov. 3, 2001 • Oxford, Miss.

	1Q	2Q	3Q	4Q	1OT	2OT	3OT	4OT	5OT	6OT	7OT	TOTAL
ARKANSAS	0	7	3	7	7	0	6	6	6	8	8	58
OLE MISS	7	0	3	7	7	0	6	6	6	8	6	56

SCORING SUMMARY

1st - UM Joe Gunn 1 run (Nichols kick);
 2nd - UA Cedric Cobbs 2 run (O'Donohoe kick)
 3rd - UA Brennan O'Donohoe 45 field goal; UM Jonathon Nichols 32 field goal
 4th - UA Mark Pierce 2 run (O'Donohoe kick); UM Jason Armstead 3 pass from Eli Manning (Nichols kick)
 1st OT - UA Cobbs 16 run (O'Donohoe kick); UM Armstead 11 pass from Manning (Nichols kick)
 3rd OT - UA Matt Jones 25 run (rush failed); UM Gunn 1 run (pass failed)
 4th OT - UM Bill Flowers 21 pass from Manning (pass failed); UA George Wilson 24 pass from Jones (rush failed)
 5th OT - UA Jones 8 run (pass failed); UM Doug Zeigler 12 pass from Manning (pass failed)
 6th OT - UM Zeigler 15 pass from Manning (Charles Stackhouse run); UA Pierce 2 run (Peters pass from Jones)
 7th OT - UA Pierce 2 run (Birmingham pass from Jones); UM Armstead 3 pass from Manning (pass failed)

	ARKANSAS	OLE MISS
First Downs	32	28
Rushing	22	10
Passing	10	17
Penalty	0	1
Rushing Attempts-Net Yards	80-370	50-145
Net Yards Passing	161	312
Passing	26-12-1	42-27-0
Total Plays-Total Offense	106-531	92-457
Punts	5-37.6	5-36.2
Fumbles	1-1	1-1
Penalties	4-40	4-16
Possession Time	33:34	26:26
Third-Down Conversions	16-26	7-17
Fourth-Down Conversions	3-3	2-2
Sacks By: Number-Yards	1-3	0-0

INDIVIDUAL STATISTICS

RUSHING: UA - Fred Talley 23-113; Matt Jones 18-110; Cedric Cobbs 22-100; Mark Pierce 11-39; Zak Clark 2-5; DeCori Birmingham 4-3. UM - Joe Gunn 31-102; Robert Williams 5-34; Charles Stackhouse 8-27; Toward Sanford 1-0; Eli Manning 4-(-9).
 PASSING: UA - Zak Clark 9-20-1, 100; Matt Jones 3-6-0, 61. UM - Eli Manning 27-42-0, 312.
 RECEIVING: UA - George Wilson 8-105; Mark Pierce 2-19; Nathan Ball 1-23; Marcellus Poydras 1-0. UM - Bill Flowers 7-97; Doug Zeigler 5-102; Jason Armstead 5-27; Charles Stackhouse 4-40; Chris Collins 3-15; Omar Rayford 2-19; Robert Williams 1-2.



BOWL HISTORY



1934 DIXIE CLASSIC
Jan. 1, 1934
Dallas, Texas
Centenary, T 7-7



1947 COTTON BOWL
Jan. 1, 1947
Dallas, Texas
LSU, T 0-0



1948 DIXIE BOWL
Jan. 1, 1948
Birmingham, Ala.
William & Mary, W 21-19



1955 COTTON BOWL
Jan. 1, 1955
Dallas, Texas
Georgia Tech, L 14-6



1960 GATOR BOWL
Jan. 2, 1960
Jacksonville, Fla.
Georgia Tech, W 14-7



1961 COTTON BOWL
Jan. 1, 1961
Dallas, Texas
Duke, L 7-6



1962 SUGAR BOWL
Jan. 1, 1962
New Orleans, La.
Alabama, L 10-3



1963 SUGAR BOWL
Jan. 1, 1963
New Orleans, La.
Ole Miss, L 17-13




1965 COTTON BOWL
Jan. 1, 1965
Dallas, Texas
Nebraska, W 10-7



1966 COTTON BOWL
Jan. 1, 1966
Dallas, Texas
LSU, L 14-7




1969 SUGAR BOWL
Jan. 1, 1969
New Orleans, La.
Georgia, W 16-2



1970 SUGAR BOWL
Jan. 1, 1970
New Orleans, La.
Ole Miss, L 27-22




1971 LIBERTY BOWL
Dec. 20, 1971
Memphis, Tenn.
Tennessee, L 14-13



1976 COTTON BOWL
Jan. 1, 1976
Dallas, Texas
Georgia, W 31-10



1978 ORANGE BOWL
Jan. 2, 1978
Miami, Fla.
Oklahoma, W 31-6



1978 FIESTA BOWL
Dec. 25, 1978
Tempe, Ariz.
UCLA, L 10-10



1980 SUGAR BOWL
Jan. 1, 1980
New Orleans, La.
Alabama, L 24-9




1980 HALL OF FAME BOWL
Dec. 27, 1980
Birmingham, Ala.
Tulane, W 34-15



1981 GATOR BOWL
Dec. 28, 1981
Jacksonville, Fla.
North Carolina, L 31-27



1982 BLUEBONNET BOWL
Dec. 31, 1982
Houston, Texas
Florida, W 28-24




1984 LIBERTY BOWL
Dec. 27, 1984
Memphis, Tenn.
Auburn, L 21-15



1985 HOLIDAY BOWL
Dec. 22, 1985
San Diego, Calif.
Arizona State, W 18-17



1987 ORANGE BOWL
Jan. 1, 1987
Miami, Fla.
Oklahoma, L 42-8



1987 LIBERTY BOWL
Dec. 29, 1987
Memphis, Tenn.
Georgia, L 20-17




1989 COTTON BOWL
Jan. 2, 1989
Dallas, Texas
UCLA, L 17-3



1990 COTTON BOWL
Jan. 1, 1990
Dallas, Texas
Tennessee, L 31-27



1991 INDEPENDENCE BOWL
Dec. 29, 1991
Shreveport, La.
Georgia, L 24-15



1995 CARQUEST BOWL
Dec. 30, 1995
Miami, Fla.
North Carolina, L 20-10



1999 FLORIDA CITRUS BOWL
Jan. 1, 1999
Orlando, Fla.
Michigan, L 45-31



2000 COTTON BOWL
Jan. 1, 2000
Dallas, Texas
Texas, W 27-6



2000 LAS VEGAS BOWL
Dec. 21, 2000
Las Vegas, Nev.
UNLV, L 31-14




2002 COTTON BOWL
Jan. 1, 2002
Dallas, Texas
Oklahoma, L 10-3




2002 MUSIC CITY BOWL
Dec. 30, 2002
Nashville, Tenn.
Minnesota, L 29-14




2003 INDEPENDENCE BOWL
Dec. 31, 2003
Shreveport, La.
Missouri, W 27-14



2007 CAPITAL ONE BOWL
Jan. 1, 2007
Orlando, Fla.
Wisconsin, L 17-14



2008 COTTON BOWL
Jan. 1, 2008
Dallas, Texas
Missouri, L 38-7



2010 LIBERTY BOWL
Jan. 2, 2010
Memphis, Tenn.
E. Carolina, W 20-17 (OT)



2011 SUGAR BOWL
Jan. 4, 2011
New Orleans, La.
Ohio State, L 31-26*



2012 COTTON BOWL
Jan. 7, 2012
Arlington, Texas
Kansas State, W 29-16



2014 TEXAS BOWL
Dec. 29, 2014
Houston, Texas
Texas, W 31-7



2016 LIBERTY BOWL
Jan. 2, 2016
Memphis, Tenn.
Kansas State, W 45-23



2016 BELK BOWL
Dec. 29, 2016
Charlotte, N.C.
Virginia Tech, L 35-24

OVERALL BOWL RECORD: 15-24-3 *Ohio State later vacated win due to NCAA penalty



BOWL RECORDS

INDIVIDUAL

MOST CARRIES

Marius Johnson North Carolina 1995 Carquest Bowl 29

MOST YARDS GAINED RUSHING

Roland Sales Oklahoma 1978 Orange Bowl 205

LONGEST RUN FROM SCRIMMAGE

Felix Jones Wisconsin 2007 Capital One Bowl 76

Most Passes Attempted

Ryan Mallett Ohio State 2011 Sugar Bowl 47

MOST PASSES COMPLETED

Ryan Mallett Ohio State 2011 Sugar Bowl 24

MOST YARDS GAINED PASSING

Bill Montgomery Ole Miss 1970 Sugar Bowl 338

MOST TOUCHDOWN PASSES

Austin Allen	Virginia Tech	2016 Belk Bowl	2
Brandon Allen	Texas	2014 Texas Bowl	2
Tyler Wilson	Kansas State	2012 Cotton Bowl	2
Ryan Mallett	Ohio State	2011 Sugar Bowl	2
Robby Hampton	UNLV	2000 Las Vegas Bowl	2
Clint Stoerner	Michigan	1999 Florida Citrus Bowl	2
Brad Taylor	North Carolina	1981 Gator Bowl	2
Bill Montgomery	Ole Miss	1970 Sugar Bowl	2

MOST CONSECUTIVE PASSES COMPLETED

Austin Allen Virginia Tech 2016 Belk Bowl 11

LONGEST PASS COMPLETION

B. Gray-J. Lamb Ole Miss 1963 Sugar Bowl 68

MOST PASS RECEPTIONS

Chuck Dicus Georgia 1969 Sugar Bowl 12

MOST YARDS GAINED RECEIVING

Chuck Dicus	Ole Miss	1970 Sugar Bowl	171
Derek Holloway	North Carolina	1981 Gator Bowl	171

MOST TOUCHDOWN RECEPTIONS

32 players (last: Keon Hatcher 2016 Belk Bowl) 1

MOST PUNTING YARDS

Tom Murphy Centenary 1934 Dixie Classic 572

MOST PUNTS

Tom Murphy Centenary 1934 Dixie Classic 13

BEST PUNTING AVERAGE

Allen Meacham UCLA 1989 Cotton Bowl 49.2
(6 punts, 295 yards)

LONGEST PUNT

Allen Meacham UCLA 1989 Cotton Bowl 71

MOST INTERCEPTIONS

Austin Allen	Virginia Tech	2016 Belk Bowl	3
Louis Campbell	Tennessee	1971 Liberty Bowl	3

MOST INTERCEPTION RETURN YARDS

Mel McGaha William & Mary 1948 Dixie Bowl 70

LONGEST INTERCEPTION RETURN

Mel McGaha William & Mary 1948 Dixie Bowl 70

MOST ALL-PURPOSE YARDS

Alex Collins Kansas State 2016 Liberty Bowl 259
(25 plays, 185 yards rushing, 74 kick return yards)

MOST YARDS GAINED TOTAL OFFENSE

Bill Montgomery Ole Miss 1970 Sugar Bowl 360
(46 plays, 22 yards rushing, 338 yards passing)

MOST PUNT RETURNS

Reggie Fish Wisconsin 2007 Capital One Bowl 5
(15 yards)

MOST PUNT RETURN YARDS

Gary Anderson Tulane 1980 Hall of Fame Bowl 80



RYAN MALLET broke the Arkansas bowl record for pass attempts and pass completions and tied the school record for most passing touchdowns in a bowl game at the 2011 Allstate Sugar Bowl against Ohio State.

LONGEST PUNT RETURN

Gary Anderson Tulane 1980 Hall of Fame Bowl 80

MOST KICKOFF RETURNS

Felix Jones	Missouri	2008 Cotton Bowl	4
Dedrick Poole	Minnesota	2002 Music City Bowl	4
Steven Harris	UNLV	2000 Las Vegas Bowl	4
James Rouse	Georgia	1987 Liberty Bowl	4
Marshall Foreman	Oklahoma	1987 Orange Bowl	4
Lance Alworth	Alabama	1962 Sugar Bowl	4

MOST KICKOFF RETURN YARDS

Marshall Foreman Oklahoma 1987 Orange Bowl 92

LONGEST KICKOFF RETURN

Alex Collins Kansas State 2016 Liberty Bowl 68

MOST POINTS SCORED

Alex Collins Kansas State 2016 Liberty Bowl 18
(3 TDs)

MOST TOUCHDOWNS SCORED

Alex Collins Kansas State 2016 Liberty Bowl 3

MOST FIELD GOALS

Chris Balseiro Missouri 2003 Independence Bowl 4

MOST FIELD GOAL ATTEMPTS

Bob White Georgia 1969 Sugar Bowl 5

MOST PATS

Cole Hedlund Kansas State 2016 Liberty Bowl 6

MOST PAT ATTEMPTS

Cole Hedlund Kansas State 2016 Liberty Bowl 6

LONGEST SCORING RUN

Felix Jones Wisconsin 2007 Capital One Bowl 76

LONGEST SCORING PASS

B. Taylor-D. Holloway North Carolina 1981 Gator Bowl 66

LONGEST FIELD GOAL

Kendall Trainor UCLA 1989 Cotton Bowl 49

LONGEST SCORING INTERCEPTION RETURN

Mel McGaha William & Mary 1948 Dixie Bowl 70

LONGEST SCORING PUNT RETURN

Gary Anderson Tulane 1980 Hall of Fame Bowl 80

TEAM

MOST FIRST DOWNS

Tennessee 1990 Cotton Bowl 31

MOST FIRST DOWNS RUSHING

Florida 1982 Bluebonnet Bowl 22

MOST FIRST DOWNS PASSING

Kansas State	2016 Liberty Bowl	14
Ohio State	2011 Sugar Bowl	14

MOST FIRST DOWNS PENALTY

Georgia 1991 Independence Bowl 5

MOST YARDS RUSHING

Tulane 1980 Hall of Fame Bowl 383

MOST CARRIES

Tennessee 1990 Cotton Bowl 72

MOST YARDS PASSING

Ole Miss 1970 Sugar Bowl 338

MOST ATTEMPTS PASSING

Ohio State 2011 Sugar Bowl 47

MOST COMPLETIONS

Ohio State 2011 Sugar Bowl 24

MOST PASSES HAD INTERCEPTED

Oklahoma	1987 Orange Bowl	5
Georgia	1991 Independence Bowl	5

MOST TOUCHDOWN PASSES

Virginia Tech	2016 Belk Bowl	2
Texas	2014 Texas Bowl	2
Kansas State	2012 Cotton Bowl	2
Ohio State	2011 Sugar Bowl	2
Minnesota	2002 Music City Bowl	2
UNLV	2000 Las Vegas Bowl	2
Michigan	1999 Citrus Bowl	2
North Carolina	1981 Gator Bowl	2
Ole Miss	1970 Sugar Bowl	2

MOST YARDS TOTAL OFFENSE

Kansas State 2016 Kansas Bowl 569

MOST PLAYS TOTAL OFFENSE

Tennessee 1990 Cotton Bowl 94

MOST PENALTIES

Virginia Tech	2016 Belk Bowl (75 yards)	12
Wisconsin	2007 Capital One Bowl (123 yards)	12

MOST YARDS PENALIZED

Wisconsin 2007 Capital One Bowl 123
(12 penalties)

FEWEST PENALTIES

Tulane	1980 Hall of Fame Bowl	1
Alabama	1980 Sugar Bowl	1
LSU	1947 Cotton Bowl	1

FEWEST YARDS PENALIZED

LSU 1947 Cotton Bowl 5

MOST FUMBLES

Georgia 1976 Cotton Bowl 6



BOWL RECORDS

MOST FUMBLES LOST
Missouri 2008 Cotton Bowl 4

MOST INTERCEPTIONS
Tennessee 1971 Liberty Bowl 3
Georgia 1969 Sugar Bowl 3

MOST INTERCEPTION RETURN YARDS
William & Mary 1948 Dixie Bowl 70

MOST PUNT RETURNS
Texas 2000 Cotton Bowl 6

MOST PUNT RETURN YARDS
Tulane 1980 Hall of Fame Bowl 80

MOST KICKOFF RETURNS
Missouri 2008 Cotton Bowl 7
Minnesota 2002 Music City Bowl 7

MOST KICKOFF RETURN YARDS
Missouri 2008 Cotton Bowl 168

MOST POINTS SCORED
Kansas State 2016 Liberty Bowl 45

FEWEST POINTS SCORED
LSU 1947 Cotton Bowl 0

MOST POINTS ALLOWED
Michigan 1999 Citrus Bowl 45

FEWEST POINTS ALLOWED
LSU 1947 Cotton Bowl 0

INDIVIDUAL (OPPONENT)

MOST CARRIES
Dominique Lindsay East Carolina 2010 Liberty Bowl 33

MOST YARDS GAINED RUSHING
Tony Temple Missouri 2008 Cotton Bowl 281

MOST PASSES ATTEMPTED
Nickie Hall Tulane 1980 Hall of Fame Bowl 37

MOST PASSES COMPLETED
Nate Hybl Oklahoma 2002 Cotton Bowl 24

MOST YARDS GAINED PASSING
Archie Manning Ole Miss 1970 Sugar Bowl 273

MOST TOUCHDOWN PASSES
Jason Thomas UNLV 2000 Las Vegas Bowl 3
Bob Hewko Florida 1982 Bluebonnet Bowl 3

MOST PASS RECEPTIONS
Quentin Griffin Oklahoma 2002 Cotton Bowl 9

MOST YARDS GAINED RECEIVING
Tai Streets Michigan 1999 Citrus Bowl 129

MOST TOUCHDOWN RECEPTIONS
Dwayne Dixon Florida 1982 Bluebonnet Bowl 3

MOST PUNTS
Spike Jones Georgia 1969 Sugar Bowl 10

MOST PUNTING YARDS
Spike Jones Georgia 1969 Sugar Bowl 386

MOST INTERCEPTIONS
Pat Pinkney East Carolina 2010 Liberty Bowl 2
John Stocco Wisconsin 2007 Capital One Bowl 2
Michael Lehan Minnesota 2002 Music City Bowl 2
Sonny Brown Oklahoma 1987 Orange Bowl 2
George Wilson Alabama 1962 Sugar Bowl 2

MOST INTERCEPTION YARDS RETURNED
Ian Gold Michigan 1999 Citrus Bowl 46



ALEX COLLINS set Arkansas bowl records for most all-purpose yards, longest kickoff return, most points scored and most touchdowns in the Razorbacks' 45-23 win over Kansas State in the 2016 AutoZone Liberty Bowl.

MOST ALL-PURPOSE YARDS
Tony Temple Missouri 2008 Cotton Bowl 281

MOST YARDS GAINED TOTAL OFFENSE
Terrelle Pryor Ohio State 2011 Sugar Bowl 336

MOST PUNT RETURNS
Curtis Fagan Oklahoma 2002 Cotton Bowl 7

MOST PUNT RETURN YARDS
Troy Mason UNLV 2000 Las Vegas Bowl 51

MOST POINTS SCORED
Tony Temple Missouri 2008 Cotton Bowl 24

MOST TOUCHDOWNS SCORED
Tony Temple Missouri 2008 Cotton Bowl 4

MOST FIELD GOALS MADE
Dan Nystrom Minnesota 2002 Music City Bowl 5

LONGEST FIELD GOAL
Taylor Mehlhaff Wisconsin 2007 Capital One Bowl 52
Cloyce Hinton Ole Miss 1970 Sugar Bowl 52

LONGEST RUN FROM SCRIMMAGE
Chuck Webb Tennessee 1990 Cotton Bowl 78

LONGEST SCORING RUN
Chuck Webb Tennessee 1990 Cotton Bowl 78

LONGEST PASS COMPLETION
A. Kelly-A. Morgan Tennessee 1990 Cotton Bowl 84

LONGEST SCORING PASS
A. Kelly-A. Morgan Tennessee 1990 Cotton Bowl 84

LONGEST INTERCEPTION RETURN
Eddie Brown Tennessee 1971 Liberty Bowl 47

TEAM (OPPONENT)

MOST RUSHING ATTEMPTS
North Carolina 1981 Gator Bowl 65

MOST NET YARDS RUSHING
Missouri 2008 Cotton Bowl 323

MOST PASSES COMPLETED
Oklahoma 2002 Cotton Bowl 24
Texas 2000 Cotton Bowl 24

MOST YARDS PASSING
Ole Miss 1970 Sugar Bowl 273

MOST TOTAL OFFENSE YARDS
Tennessee 1990 Cotton Bowl 470

MOST PUNTS
Centenary 1934 Dixie Classic 13

MOST POINTS
Michigan 1999 Citrus Bowl 45

MOST FIELD GOALS MADE
Minnesota 2002 Music City Bowl 5

FEWEST FIRST DOWNS
Texas 2014 Texas Bowl 7

FEWEST FIRST DOWNS RUSHING
Texas 2014 Texas Bowl 1
Wisconsin 2007 Capital One Bowl 1

FEWEST FIRST DOWNS PASSING
Alabama 1962 Sugar Bowl 0

MOST FUMBLES
Georgia 1969 Sugar Bowl 7

MOST FUMBLES LOST
Georgia 1969 Sugar Bowl 5

MOST PENALTIES
UNLV 2000 Las Vegas Bowl 12
Michigan 1999 Citrus Bowl 12

MOST PENALTY YARDS
UNLV 2000 Las Vegas Bowl 119

FEWEST RUSHING ATTEMPTS
Kansas State 2016 Liberty Bowl 22

FEWEST NET YARDS RUSHING
Texas 2000 Cotton Bowl -27

MOST YARDS LOST
Georgia 1969 Sugar Bowl 96

FEWEST PASSES COMPLETED
Oklahoma 1987 Orange Bowl 2

FEWEST TOTAL OFFENSE PLAYS
Kansas State 2016 Liberty Bowl 47

FEWEST TOTAL OFFENSE YARDS
Nebraska 1965 Cotton Bowl 168

FEWEST PASSES ATTEMPTED
Oklahoma 1987 Orange Bowl 5

FEWEST YARDS PASSING
Alabama 1962 Sugar Bowl 20



HOGS IN THE NFL DRAFT

2020	Team	Pos	RD	Pick
McTelvin Agim	Denver	DL	3	95
Kamren Curl	Washington	DB	7	216

2019	Team	Pos	RD	Pick
Hjalte Froholdt	New England	G	4	118
Dre Greenlaw	San Francisco	LB	5	148
Armon Watts	Minnesota	DT	6	190

2018	Team	Pos	RD	Pick
Frank Ragnow	Detroit	C	1	20
David Williams	Denver	RB	7	226

2017	Team	Pos	RD	Pick
Deatrich Wise Jr.	New England	DE	4	131
Jeremy Sprinkle	Washington	TE	5	154
Jeremiah Ledbetter	Detroit	DE	6	205

2016	Team	Pos	RD	Pick
Hunter Henry	San Diego	TE	2	35
Jonathan Williams	Buffalo	RB	5	156
Alex Collins	Seattle	RB	5	171
Sebastian Tretola	Tennessee	G	6	193
Brandon Allen	Jacksonville	QB	6	201

2015	Team	Pos	RD	Pick
Trey Flowers	New England	DE	4	101
Martrell Spaight	Washington	LB	5	141
Tevin Mitchel	Washington	CB	6	182
Darius Philon	San Diego	DT	6	192
AJ Derby	New England	TE	6	202

2014	Team	Pos	RD	Pick
Travis Swanson	Detroit	C	3	76
Chris Smith	Jacksonville	DE	5	159
Kiero Small	Seattle	FB	7	227
Zach Hocker	Washington	K	7	228

2013	Team	Pos	RD	Pick
Knile Davis	Kansas City	RB	3	96
Tyler Wilson	Oakland	QB	4	112
Cobi Hamilton	Cincinnati	WR	6	197
Chris Gragg	Buffalo	TE	7	222

2012	Team	Pos	RD	Pick
Jake Bequette	New England	DE	3	90
Joe Adams	Carolina	WR	4	104
Jarius Wright	Minnesota	WR	4	118
Greg Childs	Minnesota	WR	4	134

2011	Team	Pos	RD	Pick
Ryan Mallett	New England	QB	3	74
D.J. Williams	Green Bay	TE	5	141
DeMarcus Love	Minnesota	T	6	168

2010	Team	Pos	RD	Pick
Mitch Petrus	New York Giants	G	5	147

2009	Team	Pos	RD	Pick
Jonathan Luigs	Cincinnati	C	4	106



FRANK RAGNOW became the second-highest drafted Razorback offensive lineman in NFL Draft history when the Detroit Lions called his name in the first round with the No. 20 overall pick of the 2018 NFL Draft.

2008	Team	Pos	RD	Pick
Darren McFadden	Oakland	RB	1	4
Felix Jones	Dallas	RB	1	22
Marcus Harrison	Chicago Bears	DT	3	90
Nate Garner	New York Jets	T	7	211
Peyton Hillis	Denver	FB	7	227
Marcus Monk	Chicago Bears	WR	7	248

2007	Team	Pos	RD	Pick
Jamaal Anderson	Atlanta	DE	1	8
Chris Houston	Atlanta	DB	2	41
Tony Ugoh	Indianapolis	T	2	42
Keith Jackson Jr.	St. Louis Rams	DT	7	248

2006	Team	Pos	RD	Pick
Vickiel Vaughn	San Francisco	DB	7	254

2005	Team	Pos	RD	Pick
Matt Jones	Jacksonville	WR	1	21
Jeb Hukeba	Seattle	LB	5	159

2004	Team	Pos	RD	Pick
Shawn Andrews	Philadelphia	G	1	16
Ahmad Carroll	Green Bay	DB	1	25
Caleb Miller	Cincinnati	LB	3	80
Cedric Cobbs	New England	RB	4	128
Tony Bua	Miami	LB	5	160
Bo Lacy	Pittsburgh	T	6	177

2003	Team	Pos	RD	Pick
Ken Hamlin	Seattle	DB	2	42

2002	Team	Pos	RD	Pick
Carlos Hall	Tennessee	DE	7	240

2001	Team	Pos	RD	Pick
Quinton Caver	Philadelphia	LB	2	55
Randy Garner	Atlanta	DE	6	167

NFL DRAFT QUICK FACTS

- At least one player drafted in 25-straight drafts.
- A defensive lineman has been drafted in three of the last four years and five of the last seven.
- Highlighted by six over a five-year span from 2004-08, 23 players have gone in the first round.
- Agim is Arkansas' highest-drafted defensive lineman since 2012.

2000	Team	Pos	RD	Pick
Kenoy Kennedy	Denver	DB	2	45
Bobbie Williams	Philadelphia	G	2	61
David Barrett	Arizona	DB	4	102
Anthony Lucas	Green Bay	WR	4	114
Emanuel Smith	Jacksonville	WR	6	196

1999	Team	Pos	RD	Pick
Brandon Burlsworth	Indianapolis	G	3	63
Melvin Bradley	Arizona	DE	6	202
Madre Hill	Cleveland Browns	RB	7	207
Ryan Hale	New York Giants	DT	7	225

1998	Team	Pos	RD	Pick
David Sanders	Oakland	DE	7	235

1997	Team	Pos	RD	Pick
Anthony Hicks	Green Bay	LB	5	160

1996	Team	Pos	RD	Pick
Steve Conley	Pittsburgh	LB	3	72
Junior Soli	San Diego	DT	5	155

1994	Team	Pos	RD	Pick
Henry Ford	Houston	DT	1	26
Isaac Davis	San Diego	G	2	43

1993	Team	Pos	RD	Pick
Raylee Johnson	San Diego	DE	4	95

1991	Team	Pos	RD	Pick
Derek Russell	Denver	WR	4	89

1990	Team	Pos	RD	Pick
Barry Foster	Pittsburgh	RB	5	128
James Rouse	Chicago Bears	RB	8	200
Elbert Crawford	Los Angeles Rams	G	8	216
Anthony Cooney	Chicago Bears	DB	12	310

1989	Team	Pos	RD	Pick
Wayne Martin	New Orleans	DE	1	19
Steve Atwater	Denver	DB	1	20
Fred Childress	Cincinnati	G	2	55
Kerry Owens	Cincinnati	LB	4	89
Richard Brothers	Chicago Bears	DB	7	189
Kendall Trainor	Phoenix	K	9	234
LaSalle Harper	Chicago Bears	LB	9	243

1987	Team	Pos	RD	Pick
Greg Horne	Cincinnati	P	5	139
Theo Young	Pittsburgh	TE	12	317



HOGS IN THE NFL DRAFT

1986	Team	Pos	RD	Pick
Greg Lasker	New York Giants	DB	2	53
Ravin Caldwell	Washington	LB	5	113
Bobby Edmonds Jr.	Seattle	WR	5	126
Nick Miller	Cleveland Browns	LB	5	127
Kevin Wyatt	Miami	DB	5	136

1984	Team	Pos	RD	Pick
Ron Faurot	New York Jets	DE	1	15
Keith Kidd	Minnesota	WR	9	235

1983	Team	Pos	RD	Pick
Billy Ray Smith Jr.	San Diego	LB	1	5
Gary Anderson	San Diego	RB	1	20
Steve Korte	New Orleans	C	2	38
Danny Walters	San Diego	DB	4	95

1982	Team	Pos	RD	Pick
Jeff Goff	Washington	LB	12	322

1981	Team	Pos	RD	Pick
Steve Cox	Cleveland Browns	P	5	134
Bobby Duckworth	San Diego	WR	6	162
Kevin Evans	New Orleans	DB	8	215
Hugh Jernigan	Detroit	DB	9	238
Trent Bryant	Baltimore Colts	DB	10	259

1980	Team	Pos	RD	Pick
Tom Ginn	Detroit	C	5	120
Mike Massey	Oakland	LB	11	291
Roland Sales	Cleveland Browns	RB	11	294
Kevin Scanlon	Los Angeles Rams	QB	12	332

1979	Team	Pos	RD	Pick
Dan Hampton	Chicago Bears	DT	1	4
Jerry Eckwood	Tampa Bay	RB	3	60
Vaughn Lusby	Cincinnati	DB	4	91
Ben Cowins	Philadelphia	RB	4	94
Michael Forrest	Kansas City	RB	12	305

1978	Team	Pos	RD	Pick
Steve Little	St. Louis Cardinals	K	1	15
Leotis Harris	Green Bay	G	6	144

1977	Team	Pos	RD	Pick
R. C. Thielemann	Atlanta	G	2	36
Greg Koch	Green Bay	T	2	39
Gerald Skinner	New England	T	4	109
Dennis Winston	Pittsburgh	LB	5	132
Curtis Townsend	San Diego	LB	10	265

1976	Team	Pos	RD	Pick
Ike Forte	New England	RB	2	35
Mike Kirkland	Baltimore Colts	QB	5	143
Scott Bull	San Francisco	QB	6	177
Richard LaFargue	Philadelphia	C	8	216
Rolland Fuchs	Pittsburgh	RB	11	319

1975	Team	Pos	RD	Pick
Rollen Smith	Cincinnati	DB	6	145
Floyd Hogan	Cleveland Browns	DB	9	215
Marsh White	New York Giants	RB	12	287
Brisson Manor	New York Jets	DT	15	380



Selected with the fourth overall pick in the 2008 NFL Draft by the Oakland Raiders, **DARREN MCFADDEN** joined Dan Hampton as the highest choice in program history in the draft's modern era (1970-present).

1974	Team	Pos	RD	Pick
Danny Rhodes	Baltimore Colts	LB	6	140
Jack Ettinger	Chicago Bears	WR	7	160
Dickey Morton	Pittsburgh	RB	11	283

1973	Team	Pos	RD	Pick
Joe Ferguson	Buffalo	QB	3	57
Dave Reavis	Pittsburgh	DE	5	106
Tom Reed	Atlanta	G	8	195
Mike Reppond	Buffalo	WR	9	215
Don Wunderly	Pittsburgh	DT	10	258
Mike Griffin	Chicago Bears	G	12	291
Jim Hodge	Atlanta	WR	17	428

1972	Team	Pos	RD	Pick
Bill McClard	San Diego	K	3	61
Tom Mabry	New York Giants	T	8	184
Mike Kelson	New England	T	9	220
Ronnie Jones	St. Louis Cardinals	LB	11	265

1971	Team	Pos	RD	Pick
Jerry Moore	Chicago Bears	DB	4	89
Chuck Dicus	San Diego	WR	7	169
Bill Burnett	Baltimore Colts	RB	9	234
Bruce James	Philadelphia	LB	16	395
Pat Morrison	Buffalo	TE	17	419

1970	Team	Pos	RD	Pick
Terry Stewart	New York Jets	DB	6	150
Jerry Dossey	Dallas	G	8	205
Bruce Maxwell	Detroit	RB	10	253
Bob Stankovich	Kansas City	G	10	260
Rodney Brand	New York Giants	C	14	350
Cliff Powell	St. Louis Cardinals	LB	17	423

1969	Team	Pos	RD	Pick
Jim Barnes	Minnesota	G	5	121
Webster Hubbell	Chicago Bears	G	8	197
Gary Adams	Philadelphia	DB	12	288

1968	Team	Pos	RD	Pick
Ernie Ruple	Pittsburgh	T	2	36
Ronnie South	New Orleans	QB	5	115

1967	Team	Pos	RD	Pick
Lloyd Phillips	Chicago Bears	DE	1	10
Harry Jones	Philadelphia	RB	1	19
Martine Bercher	Atlanta	DB	6	151

1966	Team	Pos	RD	Pick
James Lindsey	Minnesota	RB	2	27
Dick Cunningham	Detroit	T	9	136
Mike Bender	Atlanta	G	10	141
Bobby Burnett	Chicago Bears	RB	10	152
Jim Williams	Minnesota	DE	16	237
Bobby Crockett	New York Giants	WR	19	282



HOGS IN THE NFL DRAFT

1965	Team	Pos	RD	Pick
Glen Ray Hines	St. Louis Cardinals	T	6	82
Ronnie Caveness	Los Angeles Rams	LB	9	121

1964	Team	Pos	RD	Pick
Wes Bryant	Minnesota	T	7	90
Jerry Lamb	St. Louis Cardinals	E	7	93
Gordon Quest	Washington	QB	20	270

1963	Team	Pos	RD	Pick
Danny Brabham	St. Louis Cardinals	LB	3	30
Billy Moody	Los Angeles Rams	HB	12	155
Dave Adams	Washington	G	16	218
Bill Clay	St. Louis Cardinals	E	20	269

1962	Team	Pos	RD	Pick
Lance Alworth	San Francisco	WR	1	8
John Childress	Washington	G	10	127
George McKinney	Philadelphia	B	13	180
Jerry Mazzanti	Philadelphia	DE	16	223

1961	Team	Pos	RD	Pick
Paul Dudley	Green Bay	B	4	54
Jim Collier	New York Giants	TE	7	95

1959	Team	Pos	RD	Pick
Charley Sample	Green Bay	B	20	229
Donnie Stone	Chicago Bears	HB	21	249

1958	Team	Pos	RD	Pick
Don Christian	San Francisco	B	21	251

1957	Team	Pos	RD	Pick
Billy Ray Smith Sr.	Los Angeles Rams	DT	3	26
George Walker	Cleveland Browns	B	3	28
Ronnie Underwood	Baltimore Colts	B	5	54

1956	Team	Pos	RD	Pick
Preston Carpenter	Cleveland Browns	E	1	13
Henry Moore	New York Giants	DB	2	19
Buddy Benson	Pittsburgh	B	27	316
Gerry Nesbitt	New York Giants	B	27	321
Bill Fuller	New York Giants	T	28	333

1955	Team	Pos	RD	Pick
Bud Brooks	Detroit	G	5	13
A. J. Baker	Washington	B	27	316

1954	Team	Pos	RD	Pick
Lamar McHan	Chicago Cardinals	QB	1	2
Floyd Sagely	San Francisco	DB	6	71
Tom Garlington	Chicago Bears	T	8	90
Sammy Dumas	Chicago Cardinals	G	14	158
Jack Troxell	Chicago Cardinals	B	17	194
Buster Graves	Detroit	T	19	229

1953	Team	Pos	RD	Pick
Lew Carpenter	Detroit	HB	8	97
John Cole	Baltimore Colts	B	10	110
Buddy Sutton	Baltimore Colts	B	15	170

1952	Team	Pos	RD	Pick
Bob Griffin	Los Angeles	LB	2	25
Pat Summerall	Detroit	E	4	45
Dave Hanner	Green Bay	DT	5	52
Fred Williams	Chicago Bears	DT	5	56
Billy Jurney	Chicago Bears	E	8	92
Bill Ward	New York Yanks	G	13	146
Frank Fischel	Chicago Cardinals	E	20	232

1951	Team	Pos	RD	Pick
Jack Richards	Philadelphia	E	8	93
Louis Schaufele	Philadelphia	B	10	116
Buddy Brown	Washington	G	26	221
Buddy Rogers	Chicago Bears	B	26	312
Fred Williams	Cleveland Browns	DT	26	315
Marv Stendel	Philadelphia	E	28	332
Leon Campbell	Chicago Bears	FB	28	336

1950	Team	Pos	RD	Pick
Leon Campbell	Baltimore Colts	FB	2	15
Bill Bass	Baltimore Colts	B	9	106
John Lunney	Los Angeles Rams	G	12	155
Billy Hix	Philadelphia	E	14	183
Alvin Duke	Washington	B	18	227
Geno Mazzanti	Baltimore Colts	HB	26	327

1949	Team	Pos	RD	Pick
John Hoffman	Chicago Bears	HB	5	49
Ross Pritchard	Washington	B	17	168
Ed Hamilton	Los Angeles Rams	E	22	217
Frank Lambricht	Green Bay	G	25	243

1948	Team	Pos	RD	Pick
Clyde Scott	Philadelphia	HB	1	8
Jim Minor	Detroit	T	4	25
Don Richards	Green Bay	T	5	27
Aubrey Fowler	Philadelphia	HB	18	162
Floyd Thomas	Green Bay	C	20	181
Theron Roberts	New York Giants	G	23	206

1947	Team	Pos	RD	Pick
Alton Baldwin	Boston Yanks	E	4	25
Earl Wheeler	Washington	C	15	128
Herm Lubker	Green Bay	E	26	241

1946	Team	Pos	RD	Pick
Mike Schumchyk	Los Angeles	E	9	80
Alton Baldwin	Chicago Cardinals	E	29	271

1945	Team	Pos	RD	Pick
Leon Pense	Pittsburgh	DB	9	79
Lamar Dingle	Green Bay	E	9	87
Ben Jones	Boston Yanks	E	11	102
Jim Young	New York Giants	T	11	108
Bob Boozer	New York Giants	T	13	130
Marv Lindsey	Green Bay	B	14	142
Charley Lively	Brooklyn	T	20	199
Ray Pipkin	New York Giants	B	29	306

1944	Team	Pos	RD	Pick
Virgil Johnson	Green Bay	E	11	104
David Jones	Cleveland Rams	B	22	229
Paul Paladino	Green Bay	G	29	302



Baltimore running back **ALEX COLLINS**, who was drafted in the fifth round by Seattle in 2016, finished the 2017 season ninth in the NFL and fourth in the AFC with a 4.6 ypc rushing average, posting career and team highs in rushing yards (973), attempts (212) and rushing touchdowns (6).

1943	Team	Pos	RD	Pick
Bob Forte	Green Bay	B	11	98
Jay Lawhorn	Philadelphia	T	23	212
Harry Wynne	Pittsburgh	E	24	227
Bob Green	Brooklyn	T	27	254

1942	Team	Pos	RD	Pick
Firman Bynum	Detroit	T	16	145
R. C. Pitts	Brooklyn	E	17	157

1941	Team	Pos	RD	Pick
Red Hickey	Philadelphia	E	6	98
Milt Simington	Cleveland Rams	G	9	74
Maurice Britt	Detroit	E	13	115
Johnny Frieberger	Green Bay	E	15	13

1940	Team	Pos	RD	Pick
Kay Eakin	Pittsburgh	HB	1	3
Saul Singer	Philadelphia	T	6	43
Wilfred Thorpe	Cleveland Rams	G	9	75
Bolo Perdue	Washington	DE	16	148

1939	Team	Pos	RD	Pick
Lloyd Woodell	New York Giants	C	7	60

1938	Team	Pos	RD	Pick
Jack Robbins	Chicago Cardinals	HB	1	5
Jim Benton	Cleveland Rams	E	2	11
Ray Hamilton	Cleveland Rams	E	6	41
Dwight Sloan	Chicago Cardinals	B	10	85



PRO HOGS IN THE NFL

A

Chad Abernathy	Minnesota, Scottish (NFLE) [2000]
Gary Adams	Philadelphia [1969]; Pottstown (AFL) [1969]
Joe Adams	Carolina [2012-13]; Edmonton (CFL) [2014]; Houston [2014]
	British Columbia (CFL) [2014]; Texas (CIF) [2016-17]; San Jose (AFL) [2016]
O'Neal Adams	New York Giants [1942-45]; Brooklyn (AAFC) [1946-47]
Anders Akerstrom	New Orleans [2005]; Frankfurt (NFLE) [2005]; Hamburg (NFLE) [2006]
Winston Alderson	Houston, Amsterdam (NFLE) [1998]
Austin Allen	Tampa Bay [2018]; Salt Lake (AAF) [2019]
Brandon Allen	Jacksonville [2016-17]; Los Angeles Rams [2017-18]; Denver [2019-pres.]
Lance Alworth*	San Diego [1962-70]; Dallas [1971-72]
Gary Anderson*	Tampa Bay (USFL) [1983-85]; San Diego [1985-88]; Tampa Bay [1990-93]
	Detroit [1993]; Memphis (CFL) [1995]
Jamaal Anderson*	Atlanta [2007-10]; Indianapolis [2011]; Cincinnati [2012-13];
	Chicago [2013]
Ken Anderson	Chicago [1999]; Rhein (NFLE) [2000]; Orlando (XFL) [2001]
Shawn Andrews*	Philadelphia [2004-09]; New York Giants [2010]
Rick Apolskis	New York Giants; Barcelona (WLAFL) [1991]; Birmingham (WLAFL) [1992]
Steve Atwater*	Denver [1989-98]; New York Jets [1999]

B

Herman Bagby	Brooklyn (AAFC) [1926]; Cleveland (AAFC) [1927]
Alvin Bailey	Seattle [2013-15]; Cleveland [2016-17]
Alton Baldwin	Buffalo (AAFC) [1947-49]; Green Bay [1950]; Ottawa (CFL) [1951-52]
	Hamilton (CFL) [1953]
Hubert Barker	Patterson (AA) [1942]; New York Giants [1942-45]
David Barrett	Arizona [2000-03]; New York Jets [2004-08]
Jake Bequette	New England [2012-15]
Jay Bequette	Oklahoma (USFL) [1984]
Geno Bell	New York Jets [1998-99]; Cleveland [2000]
Mike Bender	Atlanta [1966]
Ken Benson	Toronto (CFL) [1992-93]; Baltimore (CFL) [1995-96]; Toronto (CFL) [1996-97]
	Saskatchewan (CFL) [1998-99]
Jim Benton	Cleveland Rams [1938-42]; Chicago [1943]; Cleveland Rams [1944-45]
	Los Angeles [1946-47]
DeCori Birmingham	New England [2005]; New York Jets [2005]; San Francisco [2006];
	New York Giants [2006-07]; Indianapolis [2007]; Carolina [2007-09];
	Toronto (CFL) [2010]
Kirk Botkin	New England [1994]; New Orleans [1994-95]; Pittsburgh [1996-97]
Danny Brabham	Houston [1963-67]; Cincinnati [1968]
Vincent Bradford	San Francisco [1997]; Rhein (NFLE) [1998-00]
Melvin Bradley	Arizona [1999]; Calgary (CFL) [2002]; Winnipeg (CFL) [2004]
Jesse Branch	Calgary (CFL) [1963-64]; Edmonton (CFL) [1965]
Robert Brannon	Portland (USFL) [1985]; Cleveland [1987]; New Orleans [1987]
Sam Breeden	New Orleans [2004]; Green Bay [2005]; Frankfurt (NFLE) [2005]
	Saskatchewan (CFL) [2006]
Jermaine Brooks	Dallas [2003-05]
Richard Brothers	Chicago [1989]; Toronto (CFL) [1989]
Anthony Brown	Chicago [2007]
Maurice Britt	Detroit [1941]
Jon Brittenum	San Diego [1968]; Arkansas (COFL) [1969]
Bud Brooks	Detroit [1955]
Richard Brothers	Chicago [1989]; Toronto (CFL) [1989]
Bill Brown	Washington [1951-52]; Green Bay [1953-56]
Trent Bryant	Kansas City [1982-83, 87]; Washington [1981]; Chicago (USFL) [1984];
	Arizona (USFL) [1985]; Los Angeles (USFL) [1985];
	Saskatchewan (CFL) [1986-87]
Wes Bryant	Minnesota [1964]; Toronto (CFL) [1965]
Tony Bua	Miami [2004-05]; Cincinnati [2006]; Calgary (CFL) [2007]
Scott Bull	San Francisco [1976-78]
Dick Bumpas	British Columbia (CFL) [1974]; Pittsburgh; Memphis (WFL) [1974-76]
Brandon Burlsworth	Indianapolis [1998]
Bobby Burnett	Buffalo [1966-67]; Denver [1969]; Las Vegas (COFL) [1969]

C

Ron Calcagni	Montreal (CFL) [1979]; Ottawa (CFL) [1980-81]
Ravin Caldwell	Washington [1987-92]
Leon Campbell	Baltimore [1950]; Chicago [1952-54]; Pittsburgh [1955]
Lew Carpenter	Detroit [1953-55]; Cleveland [1957-58]; Green Bay [1959-63]
Preston Carpenter*	Cleveland [1956-59]; Pittsburgh [1960-63]; Washington [1964-66];
	Minnesota [1966]; Miami [1967]



During his 10 seasons with the Denver Broncos, **STEVE ATWATER** was selected to the Pro Bowl eight times, second-most in franchise history. Atwater started all 155 games while he was with Denver, including Super Bowl XXXII, where he posted one of the best performances ever by a safety in a Super Bowl.

Ahmad Carroll*	Green Bay [2004-05]; Jacksonville [2006]; Orlando (AFL) [2008];
	New York Jets [2008-09]; Virginia (UFL) [2011]; Orlando (UFL) [2012];
	Orlando (AFL) [2012]; Arizona (AFL) [2012]; Toronto (CFL) [2012]
Albert Casey	St. Louis Browns
Daryl Cato	Miami (AAFC) [1946]
Ronnie Caveness	Kansas City [1965]; Houston [1966-68]
Quinton Caver	Philadelphia [2001-02]; Kansas City [2002-04]; Dallas [2005-06]
	Hamilton (CFL) [2007]
Tyrone Chatman	British Columbia (CFL) [1994-97]
Freddie Childress	New England [1991]; Cleveland [1992]; Shreveport (CFL) [1994];
	Birmingham (CFL) [1995]; Calgary (CFL) [1997-03];
	Saskatchewan (CFL) [2004-06]
Greg Childs	Minnesota [2012-13]
Chrys Chukwuma	Dallas [2000]; Las Vegas (XFL) [2001]; Tennessee [2001];
	Edmonton (CFL) [2002]; Montgomery (AIFA) [2005];
	Arkansas (NFL) [2006]
Jessie Clark	Green Bay [1983-87]; Detroit [1988]; Phoenix [1988-89]; Minnesota [1989-90]
Thomas Cobb	Kansas City [1926]; Cleveland [1927]; Detroit [1928]; Chicago Cardinals [1931]
Cedric Cobbs	New England [2004-05]; Denver [2006]; Arkansas (AF2) [2008]
Raymond Cole	Milwaukee [1940-41]
James Collier	New York Giants [1962]; Washington [1963]
Alex Collins	Seattle [2016-17]; Baltimore [2017-19]
Steven Conley	Pittsburgh [1996-98]; Indianapolis [1998]; Saskatchewan (CFL) [1999];
	Chicago (XFL) [2001]
Brey Cook	Washington [2015]
Grant Cook	Green Bay [2012]; Minnesota [2012]
Anthony Cooney	Chicago [1990]; San Antonio (WLAFL) [1991-92]
D.J. Cooper	New Orleans; Memphis (XFL) [2001]
Charles Corgan	Kansas City [1924-26]; Hartford [1926]; New York Giants [1927]
Ben Cowins	Philadelphia [1979]; Kansas City [1979]; Toronto, (CFL) [1980]
Steve Cox	Cleveland [1981-84]; Washington [1985-88]
Reggie Craig	Kansas City [1975-76]; Buffalo [1977]; Cleveland [1977]
Elbert Crawford	Los Angeles Rams [1990]; New England [1990-91]; Denver [1992]
Milan Creighton	Chicago Cardinals [1931-37]
Bobby Crockett	Buffalo [1966-69]
Tom Crowder	Dallas [2004-06]
Dick Cunningham	Detroit [1966]; Buffalo [1967-72]; Philadelphia [1973]; Houston [1973]
De'Anthony Curtis	Tampa Bay [2012]

D

Weston Dacus	Kansas City [2008-09]; Florida (UFL) [2010]; Virginia (UFL) [2011]
Kim Dameron	Memphis (USFL) [1984]
Joe Dean Davenport	San Francisco; Indianapolis [2001-03]
Andrew Davie	New York Jets [2009]; Carolina [2009]



PRO HOGS IN THE NFL

Brandon Davis#	Cleveland [2002]; Philadelphia [2003]
Curt Davis	Atlanta [2001]
Isaac Davis	San Diego [1994-97]; New Orleans [1997]; Minnesota [1998]; Oakland [1999]; Memphis (XFL) [2001]
Knile Davis	Kansas City [2013-16]; Green Bay [2016]; New York Jets [2016]; Kansas City [2017]; Pittsburgh [2017]; Chicago [2018]
A.J. Derby	New England [2015-16]; Denver [2016-17]; Miami [2017-18]; New Orleans [2019]
Ron Dickerson Jr.	Kansas City [1993-94]; Scottish (NFLE) [1996-97]; London (NFLE) [1997]
Chuck Dicus	San Diego [1971-72]; Pittsburgh [1973]
Arrion Dixon	Kansas City [2005-06]
Ray Dominguez	Green Bay [2011]; Carolina [2012]; Dallas [2013]; Orlando (AFL) [2015]
Freddie Douglas	Pittsburgh; Tampa Bay [1976]
Bobby Duckworth	San Diego [1982-84]; Los Angeles Rams [1985-86]; Philadelphia [1986]
Paul Dudley	New York Giants [1962]; Philadelphia [1963]; Calgary (CFL) [1964-65]; Saskatchewan (CFL) [1966]

E

Kay Eakin*	New York Giants [1940-41]; Miami (AAFC) [1946]
Jerry Eckwood	Tampa Bay [1979-81]
Bobby Joe Edmonds	Seattle [1986-88]; Los Angeles Raiders [1989]; Detroit [1989]; Tampa Bay [1995]
Brooks Ellis	New England [2017]; Jacksonville [2018]
Anthony Eubanks	Dallas [1998]
Jack Ettinger	Memphis (WFL) [1974]

F

Ron Fautot	New York Jets [1984-85]
Robert Felton	Buffalo [2008]; Oakland [2008]
Joe Ferguson	Buffalo [1973-84]; Detroit [1985-87]; Tampa Bay [1988-89]; Indianapolis [1990]; San Antonio (CFL) [1995]
Milton Fields	Birmingham (USFL) [1984]; Washington [1984]
Trey Flowers	New England [2015-18]; Detroit [2019-pres.]
Henry Ford*	Houston/Tennessee [1994-2002]; New Orleans [2003]
Ike Forte	New England [1976-77]; Washington [1978-80]; New York Giants [1981]
Robert Forte	Green Bay [1946-53]
Barry Foster	Pittsburgh [1990-94]
Aubrey Fowler	Baltimore Colts [1948]
Jerry Franklin	Denver [2012]; Carolina [2012]; Dallas [2012]; Chicago [2012-13]; Kansas City [2014]; New Orleans [2014-15]; Detroit [2016]
Hjalte Froholdt	New England [2019-pres.]

G

Rohan Gaines	Los Angeles Rams [2016]
Nate Garner	New York Jets [2008]; Miami Dolphins [2008-14]
Randy Garner	Atlanta [2001]; Jacksonville [2002]; Rhein Fire(NFLE) [2004]; Denver Broncos [2004]
Grant Garrett	Green Bay [1998]; Kansas City [1999]; Berlin (NFLE) [2000]
Greg Gatson	San Diego [2012-13]
Johnny Gibson Jr.	Philadelphia [2019]
Tom Ginn	Detroit [1980-81]
Jeff Goff	Washington [1982]; Edmonton (CFL) [1983]
Brett Goode	Jacksonville [2007]; Green Bay [2008-17]
Chris Gragg	Buffalo [2013-16]; New York Jets [2017]
Michael Grant	Jacksonville [2008]; Kansas City [2008]; Washington [2008-09]; Florida (UFL) [2009]; Cleveland [2009]; Toronto (CFL) [2010]
Oscar Gray	Seattle [1996-97]
Dre Greenlaw	San Francisco [2019-pres.]
Bob Griffin	Los Angeles Rams [1953-57]; Calgary (WIFU) [1959]; St. Louis Cardinals [1961]

H

John Haden	New York Giants [1936-38]
Ryan Hale	New York Giants [1999-2000]
Carlos Hall	Tennessee [2002-05]; Kansas City [2005-06]; Denver [2007]
Cobi Hamilton	Cincinnati [2013-14, 14-15]; Philadelphia [2014]; Miami [2015]; Carolina [2016]; Pittsburgh [2016]; Houston [2017]; Arizona [2018]; Indianapolis [2018]
Ray Hamilton	Detroit [1939]; Philadelphia [1940]; Cleveland/Los Angeles Rams [1938, 44-45; 46-47]
Ken Hamlin	Seattle [2003-06]; Dallas [2007-09]; Baltimore [2010]; Indianapolis [2010-11]
Dan Hampton*	Chicago [1979-90]
William Hampton	Montreal (CFL) [1979-84]
Dave Hanner	Green Bay [1952-64]



As a rookie in 2016, **HUNTER HENRY** led the Chargers with eight touchdown catches – tied for most in the NFL by a tight end and tied for second in the league among rookies.

LaSalle Harper	Chicago [1989]; New York Giants [1989]
Corey Harris	Atlanta
Elliott Harris	Pittsburgh [2005]; Houston [2006]
Leotis Harris	Green Bay [1978-83]
Steven Harris	Washington [2005-07]
Wayne Harris	Calgary (CFL) [1961-72]
Marcus Harrison	Chicago [2008-10]
Keon Hatcher	Oakland [2017-18]; Detroit [2018]; Green Bay [2018-19]; Oakland [2018]; New York Jets [2019-pres.]
Ken Hayden	Philadelphia [1942]; Washington [1943]
Hunter Henry	San Diego/Los Angeles Chargers [2016-pres.]
Chuck Herman	Atlanta [1980]
Javonte Herndon	San Diego [2014-16]; Dallas [2017]
Howard Hickey	Pittsburgh [1941]; Kenosha [1941]; Cleveland/Los Angeles Rams [1941, 45-48]
Anthony Hicks	Green Bay [1997]; Jacksonville
Alonzo Highsmith	Miami [2013]; Kansas City [2014]; Omaha (FXFL) [2014]; Washington [2015]; Hudson Valley (FXFL) [2015]
Madre Hill	Cleveland [1999-2000]; Berlin (NFLE) [2001]; San Diego [2001]; Oakland [2002]
Peyton Hillis	Denver [2008-09]; Cleveland [2010-11]; Kansas City [2012]; Tampa Bay [2013]; New York Giants [2013-14]
Glen Ray Hines	Houston [1966-70]; New Orleans [1971-72]; Pittsburgh [1973]; Houston/Shreveport (WFL) [1974]
Bill Hix	Philadelphia [1950]
Gary Hobbs	Kansas City
Zach Hocker	Washington [2014]; Miami [2015]; New Orleans [2015]; St. Louis [2015]; Cincinnati [2016]; Tampa Bay [2017]
John Hoffman	Chicago [1949-56]
Floyd Hogan	British Columbia (CFL) [1975]
Cody Hollister	New England [2017-18]; Tennessee [2019-pres.]
Derek Holloway	Michigan (USFL) [1983-84]; Oakland (USFL) [1985]; Washington [1986]; Tampa Bay [1987]; Calgary (CFL) [1991]; Sacramento (WFL) [1991]; Detroit (AFL) [1992]; Buffalo (AFL) [1999]
Greg Horne	Cincinnati [1987]; St. Louis/Phoenix [1987-88]; Washington London (WFL) [1991]; Montreal (WFL) [1992]
Julian Horton	Tennessee [2014]
Raymond House	Atlanta [2003-04]; Ottawa (CFL) [2004]
Chris Houston	Atlanta [2007-09]; Detroit [2010-13]; Carolina [2015]
De'Arrius Howard	Kansas City [2006]
Jim Lee Howell	New York Giants [1937-42, 46-48]; Tampa Bay
Jeb Huckeba	Seattle [2005-06]
Darwin Ireland	Chicago [1994-95]
Sam Irwin-Hill	Dallas [2017]; Washington [2018]; San Diego (AAF) [2019]; Atlanta [2019-pres.]



PRO HOGS IN THE NFL

J	
Bijon Jackson	Los Angeles Chargers [2018]
Eddie Jackson	Carolina [2004]; Miami [2005-06]; New England [2007]; Washington [2008]
Keith Jackson	St. Louis [2007]; San Diego [2008]
Charles Jamerson	Hartford [1926]
Michael James	Dallas
Cameron Jefferson	Chicago [2015]; Denver [2015-16]; Buffalo [2017]; Washington [2017-18]; Saskatchewan (CFL) [2019-pres.]
Michael Jenkins	Toronto (CFL) [2000-01]; Houston [2002]; Montreal (CFL) [2005]; Edmonton (CFL) [2005]
Dennis Johnson	Houston [2013]; Cleveland [2013]; Brooklyn Bolts (FXFL) [2014]
Ray Lee Johnson	San Diego [1993-03]; Denver [2004]
Felix Jones*	Dallas [2008-12]; Philadelphia [2013]; Pittsburgh [2013]
Harry Jones*	Philadelphia [1967-70]
J.J. Jones	Dallas [2001]; New Orleans [2002-03]; Scottish (NFL) [2004]
Matt Jones*	Jacksonville [2005-08]; Cincinnati [2010]

K	
Allen Keen	Philadelphia [1937-38]
Randy Kelly	Kansas City [2007]
Kenoy Kennedy	Denver [2000-04]; Detroit [2005-07]
Carl Kidd	Oakland [1995-96]; British Columbia (CFL) [2000-06]; Minnesota [2001]
Keith Kidd	Minnesota [1987]
Denver Kirkland	Oakland [2016-18]; Arizona [2018]
Mike Kirkland	Baltimore Colts [1976-78]
Steve Korte	New Orleans [1983-89]
Greg Koch	Green Bay [1977-85]; Miami [1986-87]; Minnesota [1987]

L	
Bo Lacy	Pittsburgh [2004]; Cleveland [2004]; Chicago [2004]; Indianapolis [2005]; Atlanta [2006]
Jerry Lamb	Kansas City [1964]
Sacha Lancaster	Los Angeles (AFL) [2002]; Arkansas (AF2) [2003]; New Orleans (AFL) [2004]; Detroit (AFL) [2004]; Hamburg (NFL) [2005]; Rhein (NFL) [2006]; British Columbia (CFL) [2007]; Hamilton (CFL) [2008]; Jacksonville (NAL) [2011]
Greg Lasker	New York Giants [1986-88]; Phoenix [1988]; Chicago [1988]
Homer Ledbetter	Staten Island [1932]; Chicago Cardinals [1932-33]
Jeremiah Ledbetter	Detroit [2017]; Baltimore [2019] Tampa Bay [2018; 19-pres.]
Josh Liddell	Tampa Bay [2018]
Jim Lindsey	Minnesota [1966-72]
Steve Little*	St. Louis [1978-80]
Mitchell Loewen	New Orleans [2016-18]; Detroit [2018]; New Orleans [2019]
DeMarcus Love	Minnesota [2011-13]; Jacksonville [2013]; New York Giants [2014]; New Orleans [2014]; Denver [2014]; Atlanta [2015]
Jamar Love	New England [2009]; Dallas [2009]; Tampa Bay [2009]; Tennessee [2009]; Saskatchewan (CFL) [2011]; Tampa Bay (AFL) [2012]; Cleveland (AFL) [2013]; Nebraska (IFL) [2013-15, 17]
Anthony Lucas	Green Bay; Dallas
Jonathan Luigs	Cincinnati [2009]
Kenneth Lunday	New York Giants [1937-41, 46-47]
Vaughn Lusby	Cincinnati [1979]; Chicago [1980]

M	
Isaac Madison	Dallas [2012]; Detroit [2012]
Ryan Mallett	New England [2011-14]; Houston [2014-15]; Baltimore [2015-17]
Brison Manor	Denver [1977-84]; Tampa Bay [1984]
Fred Marshall	Calgary (CFL)
Wayne Martin*	New Orleans [1989-2000]
Darryl Mason	Birmingham (USFL) [1983-85]
Geno Mazzanti	New York Yanks [1950]
Jerry Mazzanti	Philadelphia [1963]; Detroit [1966]; Pittsburgh [1967]
Bruce Maxwell	Detroit [1970]
Darren McFadden*	Oakland [2008-14]; Dallas [2015-17]
Bill McClard	San Diego [1972]; New Orleans [1973-75]
Lamar McHan*	Chicago Cardinals [1954-58]; Green Bay [1959-60]; Baltimore Colts [1961-63]; San Francisco [1963]; Toronto (CFL) [1965]
J.J. Meadors	Edmonton (CFL)
Peter Merloni	Boston Braves
Caleb Miller	Cincinnati [2004-07]
Nick Miller	Cleveland [1987]



Arguably the greatest tackle in Philadelphia Eagles history, **JASON PETERS** has made nine Pro Bowl appearances and earned six All-Pro selections in his 16 NFL seasons.

Tevin Mitchell	Washington [2015]; Indianapolis [2015-17]; Oakland [2017-18]; Hamilton (CFL) [2019]; Saskatchewan (CFL) [2020-pres.]
Braylon Mitchell	Oakland [2015]
Verl Mitchell	Atlanta
Marcus Monk	Chicago [2008]; New York Giants [2008]; Carolina [2009]
Charles Moore	Washington [1962]
Henry Moore	New York Giants [1956]; Baltimore Colts [1957]
Jerry Moore	Chicago [1971-72]; New Orleans [1973-74]
Jim Mooty	Dallas [1960]
Drew Morgan	Miami [2017-18]; Memphis (AAF) [2019]
Alex Mortensen	Tennessee [2009]
Dickey Morton	Pittsburgh [1974]; Toronto (CFL) [1975]
Lock Morton	Newark
Tom Murphy	Chicago Cardinals [1934]
Wes Murphy	Kansas City [2007]

N	
Jerico Nelson	New Orleans [2012]; Texas (CIF) [2016-17]
Gerald Nesbitt	Ottawa (CFL) [1958-61]

O	
Sam Olajubutu	Tampa Bay [2007]; Saskatchewan (CFL) [2008]
Tony Ollison	Indianapolis [1990]; San Antonio (USFL) [1990]
Kerry Owens	Cincinnati [1989]; Cleveland [1989]; Ohio (WLAFL) [1992]

P	
Zac Painter	Dallas
Stephen Parker	Miami [2007]
Leon Pense	Pittsburgh [1945]
Jason Peters	Buffalo [2004-08]; Philadelphia [2009-19]
Mitch Petrus	New York Giants [2010-12]; New England [2012]; Tennessee [2012]
Jermaine Petty	Cincinnati [2002]; Green Bay [2003]
Loyd Phillips*	Chicago [1967-69]; New Orleans
Darius Philon	San Diego/Los Angeles Chargers [2015-19]; Arizona [2019]
Joyce Pipkin	New York Giants [1948]; Los Angeles (AAFC) [1949]
Ryan Pulley	Arizona [2019]; Carolina [2019]

R	
Frank Ragnow*	Detroit [2018-pres.]
Santos Ramirez	New York Jets [2019]; Seattle (XFL) [2020]
Randy Ramsey	Green Bay Packers [2019]
David Reavis	Pittsburgh [1974-75]; Tampa Bay [1976-83]
Mike Reppond	Chicago [1973]; Chicago (WFL) [1974]; British Columbia (CFL)
Lawrence Richardson	Buffalo [2004]; Hamburg (NFL) [2005]
Matterral Richardson	Washington [2008]; Houston [2008] New York (UFL) [2009]; Cleveland [2009]; Toronto (CFL) [2011]
Danny Rhodes	Baltimore Colts [1974]; Saskatchewan (CFL) [1975]
Jack Robbins*	Chicago Cardinals [1938-39]



PRO HOGS IN THE NFL

Kyle Roper	Baltimore [2006]
James Rouse	Chicago [1990-91]
Coy Ernest Ruple	Pittsburgh [1968-69]
Derek Russell	Denver [1991-94]; Houston/Tennessee [1995-97]

S

Floyd Sagely	San Francisco [1954-56]; Chicago Cardinals [1957]
Roland Sales	Toronto (CFL); Montreal (CFL) [1980]
Howard Sampson	Green Bay [1978-79]
David Sanders	Oakland [1998]; Amsterdam (NFL) [1999-2000]; San Francisco (XFL)
Kenny Sandlin	Carolina [2002]; Minnesota [2003]; Scottish (NFL) [2003]
Kevin Scanlon	Los Angeles Rams [1980]; Hamilton (CFL) [1980]
Clyde Scott*	Philadelphia [1949-52]; Detroit [1952]
Earl Scott	Tampa Bay (AFL) [1997]; Amsterdam (WFL) [1997]; Amsterdam (NFL) [1998-2000]; San Jose (AFL) [1998]; Toronto (CFL) [2001]; Memphis (XFL) [2001]
Malcolm Sheppard	Houston [2010]; Tennessee [2010-11]; San Jose (AFL) [2013]
Milt Simington	Cleveland [1941]; Pittsburgh [1942]
Desmond Sims	New Orleans [2007]
Gerald Skinner	Green Bay [1978]
Dan Skipper	Dallas [2017]; Detroit [2017-18; 2019-pres.]; Denver [2018-19]; New England [2019]; Houston [2019]
Dwight Sloan	Chicago Cardinals [1938]; Detroit [1939-40]
Kiero Small	Seattle [2014]; Cleveland [2014]; Baltimore [2014-15]
Billy Ray Smith Sr.	Los Angeles Rams [1957]; Pittsburgh [1958-60]; Baltimore Colts [1961, 63-70]
Billy Ray Smith Jr.*	San Diego [1983-92]
Chris Smith	Jacksonville [2014-16]; Cincinnati [2017-18]; Cleveland [2018-19]; Carolina [2020-pres.]
Emanuel Smith	Jacksonville [2000]
Mark Smith	Kansas City [1997]
Richard Smith	Kansas City [2004-05]; Washington [2006]; Hamburg (NFL) [2006]; Edmonton (CFL) [2007]
Rollen Smith	St. Louis [1975]
Michael Snowden	Tennessee [2001]
Junior Soli	San Diego [1996]
Ryan Sorahan	New Orleans [2004]
Ronny South	New Orleans [1968]
Martrell Spaight	Washington [2015-18]; Miami [2018]; Jacksonville [2018-19]; Kansas City [2019]
Ray Spillers	Philadelphia [1937]; Wilmington (AA) [1938]
Jeremy Sprinkle	Washington [2017-pres.]
Bob Stankovitch	Kansas City [1970]
George Stewart	Kansas City
Clint Stoerner	Dallas [2000-02]; Scottish (NFL) [2001]; Miami [2004]; Amsterdam (NFL) [2004]; Dallas (AFL) [2005]; Nashville (AFL) [2006-07]; Philadelphia (AFL) [2007]; Alabama (AFL) [2010]
Donnie Stone	Calgary (CFL) [1959-61]; Denver [1961-64]; Buffalo [1965]; Houston [1966]
Pat Summerall	Detroit [1952]; Chicago Cardinals [1953-57]; New York Giants [1958-61]
Buddy Sutton	Baltimore
Travis Swanson	Detroit [2014-18]; New York Jets [2018]; Miami [2018-]

T

Fred Talley	Atlanta [2003]; Edmonton (CFL) [2004]; Montreal (CFL) [2005]; Atlanta [2006]
Brad Taylor	Edmonton (CFL) [1985-86]; Ottawa (CFL) [1987]
R.C. Thielemann	Atlanta [1977-84]; Washington [1985-88]
Mick Thomas	Atlanta
Robert Thomas	Washington [2014-15]; Seattle [2015]; New England [2015]; Miami [2015]; Carolina [2016]; New York Giants [2016-18]; Buffalo [2018]
Tramain Thomas	Tampa Bay [2012]; Iowa (AFL) [2014]
Wilfred Thorpe	Cleveland [1941-42]
Henre' Toliver	Indianapolis [2018]; Salt Lake (AAF) [2019]; New York Giants [2019]
Curtis Townsend	San Diego [1977]; St. Louis [1978]
Kendall Trainor	Phoenix [1989]; Sacramento (WFL) [1991]; New York/New Jersey (WFL) [1991-92]
Sebastian Tretola	Tennessee [2016]; Houston (XFL) [2020]
Zac Tubbs	Buffalo [2007]; Sioux Falls (IFL) [2009-10]; Allen (CIF) [2012]

U

Tony Ugoh	Indianapolis [2007-09]; Detroit [2010]; Indianapolis [2011]; New York Giants [2011]; Kansas City [2012]
-----------	--



DEATRICH WISE JR. had 5.0 sacks during the regular season and 2.0 in the playoffs as a rookie in 2017.

Ron Underwood	Chicago; Baltimore [1957]
---------------	---------------------------

V

Jose Valdez	Atlanta [2009-11]; St. Louis [2012]; Virginia (UFL) [2012] Saskatchewan (CFL) [2013]
Clyde Van Sickle	Frankfort [1930]; Green Bay [1932-33]
Vickiel Vaughn	San Francisco [2006]; Washington [2007]; Berlin (NFL) [2007]; Denver [2008]
Darius Vinnett	St. Louis [2007-08]; Florida (UFL) [2009-10]; Virginia (UFL) [2011-12]

W

Jimmy Walker	Edmonton (CFL) [1979]; Ottawa [1980-81]; Birmingham (USFL) [1983-84]; Memphis (USFL) [1984]; Minnesota [1987]
Brian Wallace	Denver Broncos [2019]
Gavin Walls	Minnesota [2003]; Scottish (NFL) [2004]; Winnipeg (CFL) [2005-10]; Montreal (CFL) [2010-11]
Danny Walters	San Diego [1983-87]
Charles Washington	Green Bay [1987]
Armon Watts	Minnesota [2019-pres.]
Orlando Watters	Seattle [1994]
Tim Webster	Green Bay [1971]
Marsh White	New York Giants [1975-77]
Bobbie Williams	Philadelphia [2000-03]; Cincinnati [2004-11]; Baltimore [2012]
Boo Williams	New Orleans [2001-05]; New York Giants [2006]; Kansas (AFL) [2007-08]
David Williams	Denver [2018]; Indianapolis [2019]
D.J. Williams	Green Bay [2011-12]; Jacksonville [2013]; New England [2013]; Tampa Bay [2014]; Washington [2015]
Fred Williams	Chicago [1952-63]; Washington [1964-65]
Jonathan Williams	Buffalo [2016-17]; New Orleans [2017-18]; Indianapolis [2018-pres.]
Patrick Williams	New York Jets
Demetrius Wilson	San Diego [2015]
George Wilson	Detroit [2004]; Buffalo [2005-12]; Tennessee [2013-14]
Tyler Wilson	Oakland [2013]; Tennessee [2013]; Cincinnati [2014]
Ronnie Wingo Jr.	Atlanta [2013]; Buffalo [2013-14]; Atlanta [2014-15]; Hamilton (CFL) [2015-16]
Ben Winkleman	Milwaukee [1922-24]
Bill Winston	New York Jets
Dennis Winston	Pittsburgh [1977-81, 85-86]; New Orleans [1982-85]
Deatrich Wise Jr.	New England [2017-pres.]
Jarius Wright	Minnesota [2012-17]; Carolina [2018-19]
Don Wunderly	Pittsburgh [1973]; British Columbia (CFL) [1974-77]
Kevin Wyatt	Miami [1986]; San Diego [1986]; Kansas City [1987]
Harry Wynne	Boston Yanks; New York Giants [1945]

Y

Theo Young	Pittsburgh [1987]
------------	-------------------

* Drafted first round

Played basketball at Arkansas

Years spent with each team not available for all players.



HOGS IN THE SUPER BOWL

PLAYER	TEAM	SUPER BOWL (OPPONENT)
Brandon Allen, QB [^]	Los Angeles	LIII (New England)
Lance Alworth, WR	Dallas	VI (Miami)
Steve Atwater, S	Denver	XXIV (San Francisco), XXXII (Green Bay), XXXIII (Atlanta)
Alvin Bailey, OT	Seattle	XLVIII (Denver), XLIX (New England)
Jake Bequette, DE [^]	New England	XLIX (Seattle)
Ravin Caldwell, LB	Washington	XXII (Denver), XXVI (Buffalo)
Mike Cherry, QB	New York Giants	XXXV (Baltimore)
Steve Cox, P	Washington	XXII (Denver)
Trey Flowers, DE	New England	LI (Atlanta), LII (Philadelphia), LIII (Los Angeles)
Henry Ford, DT/DE	Tennessee	XXXIV (St. Louis)
Brett Goode, LS	Green Bay	XLV (Pittsburgh)
Dre Greenlaw	San Francisco	LIV (Kansas City)
Ryan Hale, DT	New York Giants	XXXV (Baltimore)
Dan Hampton, DE	Chicago	XX (New England)
Madre Hill, RB	Oakland	XXXVII (Tampa Bay)
Cody Hollister, WR [^]	New England	LII (Philadelphia), LIII (Los Angeles)
Tavaris Jackson, QB	Seattle	XLVIII (Denver)
Cameron Jefferson, OT [^]	Denver	50 (Carolina)
Raylee Johnson, DE	San Diego	XXIX (San Francisco)
Greg Lasker, S	New York Giants	XXI (Denver)
Jim Lindsey, RB	Minnesota	IV (Kansas City)
Ryan Mallett, QB	New England	XLVI (New York Giants)
Brisen Manor, DE	Denver	XII (Dallas)
Jason Peters, OL	Philadelphia	LII (New England)
Mitch Petrus, OG	New York Giants	XLVI (New England)
Dave Reavis, OT	Pittsburgh	IX (Minnesota), X (Dallas)
Dan Skipper, OT [^]	New England	LIII (Los Angeles)
Billy Ray Smith, DT	Baltimore Colts	III (N.Y. Jets), V (Dallas)
R.C. Thielemann, OG	Washington	XXII (Denver)
Tony Ugoh, OT	Indianapolis	XLIV (New Orleans)
	New York Giants	XLVI (New England)
Bobbie Williams, OG	Baltimore	XLVII (San Francisco)
Dennis Winston, LB	Pittsburgh	XIII (Dallas), XIV (Los Angeles Rams)
Deatrich Wise Jr., DL	New England	LII (Philadelphia), LIII (Los Angeles)
[^] Practice squad		

COACH	TEAM	SUPER BOWL (OPPONENT)
Raymond Berry*	New England	XX (Chicago)
Don Breaux*	Washington	XVII (Miami)
		XVIII (Los Angeles Raiders)
		XXII (Denver)
		XXVI (Buffalo)
Pete Carroll*	Seattle	XLVIII (Denver)
		XLIX (New England)
Joe Gibbs*	Washington	XVII (Miami)
		XVIII (Los Angeles Raiders)
		XXII (Denver)
		XXVI (Buffalo)
Bill Johnson*	New Orleans	XLIV (Indianapolis)
Jimmy Johnson*	Dallas	XXVII (Buffalo)
		XXVIII (Buffalo)
John Mitchell*	Pittsburgh	XXX (Dallas)
		XL (Seattle)
		XLIII (Arizona)
		XLV (Green Bay)
Pat Ruel*	Seattle	XLVIII (Denver)
		XLIX (New England)



TREY FLOWERS had 2.5 sacks and five total quarterback hits in the New England Patriots' 34-28 Super Bowl LI win over the Atlanta Falcons. He is the 25th former Razorback to win the Super Bowl as a player on an active roster.



JERRY JONES (left) and **JIMMY JOHNSON** (right) celebrate with the Lombardi Trophy after the Dallas Cowboys defeated the Buffalo Bills in Super Bowl XXVIII for their second straight Super Bowl victory.



INDIVIDUAL RUSHING RECORDS

RUSHING ATTEMPTS

GAME

1.	45	Madre Hill vs. Auburn (186 yards, 1 TD)	1995
2.	42	Brandon Holmes vs. LSU (143 yards, 1 TD)	2000
3.	40	DeCori Birmingham at Kentucky (196 yards, 2 TD)	2003
4.	38	David Dickey vs. SMU (133 yards, 2 TD)	1966
5.	36	Cedric Cobbs at Alabama (198 yards, 1 TD)	2003
6.	36	Dickey Morton at SMU (189 yards, 0 TD)	1973
7.	35	Michael Smith at Kentucky (192 yards, 1 TD)	2008
8.	35	Michael Smith at Auburn (176 yards, 1 TD)	2008
9.	35	Bill Burnett at Baylor (133 yards, 3 TD)	1969
10.	35	Bill Burnett vs. North Texas (185 yards, 2 TD)	1968

SEASON

1.	325	Darren McFadden (1,830 yards, 16 TD)	2007
2.	307	Madre Hill (1,387 yards, 15 TD)	1995
3.	284	Darren McFadden (1,647 yards, 14 TD)	2006
4.	271	Alex Collins (1,577 yards, 20 TD)	2015
5.	245	Rawleigh Williams III (1,360 yards, 12 TD)	2016
6.	242	Dickey Morton (1,188 yards, 6 TD)	1972
7.	232	Bobby Burnett (947 yards, 16 TD)	1965
8.	227	Cedric Cobbs (1,320 yards, 10 TD)	2003
9.	226	Dickey Morton (1,298 yards, 5 TD)	1973
10.	220	Ben Cowins (1,192 yards, 14 TD)	1977

CAREER

1.	785	Darren McFadden (4,590 yards, 41 TD)	2005-07
2.	665	Alex Collins (3,703 yards, 36 TD)	2013-15
3.	635	Ben Cowins (3,570 yards, 30 TD)	1975-78
4.	595	Dickey Morton (3,317 yards, 16 TD)	1971-73
5.	589	Cedric Cobbs (3,018 yards, 26 TD)	1999-2003
6.	559	James Rouse (2,887 yards, 38 TD)	1985-89
7.	541	Madre Hill (2,407 yards, 25 TD)	1994-98
8.	526	Bill Burnett (2,204 yards, 46 TD)	1968-70
9.	505	E.D. Jackson (2,061 yards, 9 TD)	1989-92
10.	498	Fred Talley (2,661 yards, 11 TD)	1999-2002

RUSHING YARDS

GAME

1.	321	Darren McFadden vs. South Carolina (34 rushes, 1 TD)	2007
2.	271	Dickey Morton at Baylor (28 rushes, 2 TD)	1973
3.	241	Fred Talley at Auburn (21 rushes, 1 TD)	2002
4.	236	Leon Campbell vs. North Texas (15 rushes, 2 TD)	1949
5.	219	Darren McFadden at South Carolina (25 rushes, 2 TD)	2006
6.	219	James Rouse vs. New Mexico (19 rushes, 4 TD)	1987
7.	215	Ike Forte vs. Texas Tech (32 rushes, 2 TD)	1974
8.	214	Fred Talley vs. Ole Miss (29 rushes, 2 TD)	2000
9.	212	Alex Collins at Texas Tech (27 rushes, 2 TD)	2014
10.	206	Darren McFadden at LSU (32 rushes, 3 TD)	2007

SEASON

1.	1,830	Darren McFadden (325 rushes, 16 TD)	2007
2.	1,647	Darren McFadden (284 rushes, 14 TD)	2006
3.	1,577	Alex Collins (271 rushes, 20 TD)	2015
4.	1,387	Madre Hill (307 rushes, 15 TD)	1995
5.	1,360	Rawleigh Williams III (245 rushes, 12 TD)	2016
6.	1,322	Knile Davis (204 rushes, 13 TD)	2010
7.	1,320	Cedric Cobbs (227 rushes, 10 TD)	2003
8.	1,298	Dickey Morton (226 rushes, 5 TD)	1973
9.	1,192	Ben Cowins (220 rushes, 14 TD)	1977
10.	1,190	Jonathan Williams (211 rushes, 12 TD)	2014

CAREER

1.	4,590	Darren McFadden (785 rushes, 41 TD)	2005-07
2.	3,703	Alex Collins (665 rushes, 36 TD)	2013-15
3.	3,570	Ben Cowins (635 rushes, 30 TD)	1975-78
4.	3,317	Dickey Morton (595 rushes, 16 TD)	1971-73
5.	3,018	Cedric Cobbs (589 rushes, 26 TD)	1999-2003
6.	2,956	Felix Jones (386 rushes, 20 TD)	2005-07
7.	2,887	James Rouse (559 rushes, 38 TD)	1985-89
8.	2,661	Fred Talley (498 rushes, 11 TD)	1999-2002
9.	2,535	Matt Jones (382 rushes, 24 TD)	2001-04
10.	2,407	Madre Hill (541 rushes, 25 TD)	1994-98



ALEX COLLINS broke Arkansas' single-season record for rushing touchdowns (20) in 2015, while equaling Darren McFadden's program records for 100-yard games (10) and 100-yard games in SEC action (6).

YARDS PER RUSH

SEASON (min. 99 rushes)

1.	8.74	Felix Jones (133 rushes, 1,156 yards)	2007
2.	7.62	Jerry Eckwood (104 rushes, 792 yards)	1975
3.	7.58	Felix Jones (154 rushes, 1,168 yards)	2006
4.	6.54	Dickey Morton (127 rushes, 831 yards)	1971
5.	6.48	Knile Davis (204 rushes, 1,322 yards)	2010
6.	6.34	Ben Cowins (183 rushes, 1,162 yards)	1976
7.	6.32	Dennis Johnson (106 rushes, 670 yards)	2011
8.	6.32	Darren McFadden (176 rushes, 1,113 yards)	2005
9.	6.32	Felix Jones (99 rushes, 626 yards)	2005
10.	6.16	Rakeem Boyd (184 rushes, 1,133 yards)	2019

CAREER

1.	7.66	Felix Jones (386 rushes, 2,956 yards)	2005-07
2.	6.64	Matt Jones (382 rushes, 2,535 yards)	2001-04
3.	6.08	Rakeem Boyd (307 rushes, 1,867 yards)	2018-pres.
4.	5.98	Dennis Johnson (345 rushes, 2,036 yards)	2008-12
5.	5.85	Michael Smith (359 rushes, 2,103 yards)	2006-09
6.	5.85	Darren McFadden (785 rushes, 4,590 yards)	2005-07
7.	5.72	Jonathan Williams (406 rushes, 2,321 yards)	2012-15
8.	5.62	Ben Cowins (635 rushes, 3,570 yards)	1975-78
9.	5.57	Alex Collins (665 rushes, 3,703 yards)	2013-15
10.	5.57	Jerry Eckwood (340 rushes, 1,895 yards)	1974-76, 78

RUSHING TOUCHDOWNS

GAME

1.	6	Madre Hill vs. South Carolina	1995
2.	5	Alex Collins vs. UT Martin	2015
3.	5	Jessie Clark vs. Baylor	1981
4.	5	Gene Davidson vs. Oklahoma Mines	1916
5.	5	Gene Davidson vs. Hendrix	1915

SEASON

1.	20	Alex Collins	2015
2.	19	Bill Burnett	1969
3.	17	James Rouse	1987
4.	16	Darren McFadden	2007
5.	16	Bobby Burnett	1965
6.	15	Madre Hill	1995
7.	15	Bill Burnett	1968
8.	14	Darren McFadden	2006
9.	14	Ben Cowins	1977
10.	14	Billy Moore	1962

CAREER

1.	46	Bill Burnett	1968-70
2.	41	Darren McFadden	2005-07
3.	38	James Rouse	1985-89

4.	36	Alex Collins	2013-15
5.	30	Ben Cowins	1975-78
6.	26	Cedric Cobbs	1999-2003
7.	25	Madre Hill	1994-98
8.	25	David Dickey	1966-68
9.	24	Matt Jones	2001-04
10.	24	Chrys Chukwuma	1996-99

100-YARD RUSHING GAMES

SEASON

1.	10	Alex Collins	2015
2.	10	Darren McFadden	2007
3.	7	Rawleigh Williams III	2016
4.	7	Darren McFadden	2006
5.	7	Cedric Cobbs	2003
6.	6	Knile Davis	2010
7.	6	Felix Jones	2007
8.	6	Madre Hill	1995
9.	6	Ben Cowins	1977
10.	6	Dickey Morton	1973
11.	6	Dickey Morton	1972
12.	5	Rakeem Boyd	2019
13.	5	Jonathan Williams	2014
14.	5	Michael Smith	2008
15.	5	Felix Jones	2006
16.	5	Darren McFadden	2005
17.	5	Ben Cowins	1978
18.	5	Ben Cowins	1976
19.	5	Jerry Eckwood	1975
20.	5	Bill Burnett	1969
21.	5	Bobby Burnett	1965

CAREER

1.	22	Darren McFadden	2005-07
2.	17	Alex Collins	2013-15
3.	16	Ben Cowins	1975-78
4.	15	Dickey Morton	1971-73
5.	13	Felix Jones	2005-07
6.	11	Cedric Cobbs	1999-2003
7.	11	Fred Talley	1999-2002
8.	9	Jonathan Williams	2012-15
9.	9	Oscar Malone	1992-94, 96
10.	9	Bill Burnett	1968-70
11.	8	Rakeem Boyd	2018-pres.
12.	8	Rawleigh Williams III	2015-16
13.	8	Matt Jones	2001-04
14.	8	Madre Hill	1994-98
15.	8	James Rouse	1985, 87-89
16.	8	Ike Forte	1974-75



100-YARD RUSHING GAMES (333)

Player	Date	Att	Yds	Avg	TD	Opponent
Darren McFadden	11/3/07	34	321	9.4	1	South Carolina
Dickey Morton	10/13/73	28	271	9.7	2	Baylor
Fred Talley	10/12/02	21	241	11.5	1	Auburn
Leon Campbell	9/24/49	15	236	15.7	2	North Texas
Darren McFadden	11/4/06	25	219	8.8	2	South Carolina
James Rouse	11/28/87	19	219	11.5	4	New Mexico
Ike Forte	11/23/74	32	215	6.7	2	Texas Tech
Fred Talley	11/4/00	29	214	7.4	2	Ole Miss
Alex Collins	9/13/14	27	212	7.9	2	Texas Tech
Darren McFadden	11/23/07	32	206	6.4	3	LSU
Roland Sales	1/1/78	22	205	9.3	2	Oklahoma
Rawleigh Williams III	11/19/16	16	205	12.8	4	Mississippi State
Ben Cowins	9/17/77	21	203	9.7	2	Oklahoma State
Madre Hill	9/30/95	29	200	6.9	2	Vanderbilt
Cedric Cobbs	9/27/03	36	198	5.5	1	Alabama
DeCori Birmingham	11/1/03	40	196	4.9	2	Kentucky
Darren McFadden	9/15/07	33	195	5.9	2	Alabama
Michael Smith	10/18/08	35	192	5.5	1	Kentucky
Darren McFadden	10/22/05	31	190	6.1	2	Georgia
Fred Talley	11/10/01	27	189	7.0	2	Central Florida
Dickey Morton	11/17/73	36	189	5.3	0	SMU
Lamar McHan	11/3/51	26	189	7.3	2	Texas A&M
Knile Davis	11/20/10	30	187	6.2	2	Mississippi State
Darren McFadden	11/5/05	32	187	5.8	0	South Carolina
Madre Hill	10/28/95	45	186	4.1	1	Auburn
Ben Cowins	10/23/76	21	186	8.9	1	Houston
Rakeem Boyd	11/9/19	8	185	23.1	2	Western Kentucky
Alex Collins	1/2/16	23	185	8.0	3	Kansas State
Bill Burnett	10/26/68	35	185	5.3	2	North Texas
Darren McFadden	9/9/06	20	184	9.2	2	Utah State
E.D. Jackson	11/24/90	29	184	6.3	2	SMU
Knile Davis	11/13/10	11	182	16.5	1	UTEP
Darren McFadden	11/24/06	21	182	8.7	2	LSU
Fred Talley	10/19/02	24	182	7.6	0	Kentucky
Darren McFadden	11/11/06	30	181	6.0	2	Tennessee
Ray Parks	10/14/50	21	180	8.6	2	Baylor
Rawleigh Williams III	10/15/16	27	180	6.7	0	Ole Miss
Madre Hill	9/9/95	31	178	5.7	6	South Carolina
Marius Johnson	11/13/93	34	177	5.2	2	Tulsa
Knile Davis	10/23/10	22	176	8.0	3	Ole Miss
Michael Smith	10/11/08	35	176	5.0	1	Auburn
Barry Foster	10/7/89	17	176	10.4	2	TCU
Cedric Cobbs	9/16/00	34	174	5.1	2	Boise State
Alex Collins	10/31/15	16	173	10.8	5	UT Martin
Darren McFadden	9/22/07	29	173	6.0	1	Kentucky
Alex Collins	9/7/13	24	172	7.2	1	Samford
Alex Collins	9/19/15	28	170	6.1	1	Texas Tech
Cedric Cobbs	11/28/03	21	169	8.0	1	LSU
Darryl Bowles	11/17/79	16	169	10.6	2	Texas A&M
Ken Holland	9/20/47	9	168	18.7	3	Northwestern (La.) State
E.D. Jackson	9/5/92	29	167	5.8	0	Citadel
Felix Jones	11/3/07	13	166	12.8	3	South Carolina
Chrys Chukwuma	11/27/98	29	166	5.7	2	LSU
Devwah Whaley	9/8/18	26	165	6.3	1	Colorado State
Darren McFadden	11/19/05	21	165	7.9	2	Mississippi State
Geno Mazzanti	11/26/49	23	165	7.2	2	Tulsa
Buddy Sutton	11/22/52	21	164	7.8	1	Tulsa
Ben Cowins	9/18/76	17	163	9.6	0	Oklahoma State
Jerry Eckwood	10/4/75	14	162	11.6	1	TCU
Dennis Johnson	10/27/12	27	161	6.0	1	Ole Miss
Fred Talley	10/28/00	26	161	6.2	1	Auburn
Gary Anderson	12/31/82	26	161	6.2	2	Florida
Ike Forte	9/13/75	26	161	6.2	3	Air Force
Dennis Johnson	10/22/11	15	160	10.7	1	Ole Miss
Mark Calcagni	11/2/85	22	160	7.3	1	Rice
Mike Saint	11/20/71	29	160	5.5	0	Texas Tech
Michael Smith	9/6/08	22	157	7.1	2	Louisiana Monroe
Dickey Morton	10/27/72	34	157	4.6	2	Baylor
Gary Anderson	12/27/80	11	156	14.2	1	Tulane
Ben Cowins	9/10/77	17	156	9.2	1	New Mexico State
Jerry Eckwood	9/20/75	20	156	7.8	1	Oklahoma State
Dickey Morton	10/27/73	17	156	9.2	1	Tulsa



One of only two players to win the Doak Walker Award twice, **DARREN MCFADDEN** owns the two highest season rushing totals in school history with 1,830 yards in 2007 and 1,647 yards in 2006.

Player	Date	Att	Yds	Avg	TD	Opponent
Alex Collins	10/3/15	27	154	5.7	2	Tennessee
Madre Hill	10/14/95	26	154	5.9	1	Ole Miss
Jon Richardson	9/18/71	24	154	6.4	2	Oklahoma State
Jonathan Williams	10/25/14	18	153	8.5	1	UAB
Ike Forte	10/26/74	20	153	7.7	2	Colorado State
Knile Davis	11/27/10	30	152	5.1	1	LSU
Alex Collins	9/26/15	26	151	5.8	1	Texas A&M
Jonathan Williams	8/31/13	18	151	8.4	1	Louisiana
Darren McFadden	9/1/07	24	151	6.3	1	Troy
Madre Hill	11/11/95	27	151	5.6	1	Louisiana Lafayette
Oscar Malone	9/3/94	19	151	7.9	2	SMU
Felix Jones	1/1/07	14	150	10.7	2	Wisconsin
Cedric Cobbs	11/22/03	30	150	5.0	2	Mississippi State
Marshall Foreman	10/6/84	21	150	7.1	1	TCU
Ben Cowins	12/2/78	19	148	7.8	2	Texas Tech
Rawleigh Williams III	11/5/16	26	148	5.7	2	Florida
Ben Cowins	11/20/76	28	147	5.3	1	SMU
Dickey Morton	11/3/73	27	147	5.4	0	Texas A&M
Jerry Eckwood	9/27/75	19	146	7.7	1	Tulsa
Mike Kirkland	11/16/74	23	146	6.3	1	SMU
Dickey Morton	10/23/71	13	146	11.2	1	North Texas
Jonathan Williams	9/13/14	22	145	6.6	4	Texas Tech
Michael Smith	10/10/09	18	145	8.1	1	Auburn
Darren McFadden	10/7/06	28	145	5.2	1	Auburn
Cedric Cobbs	9/6/03	12	145	12.1	1	Tulsa
Ben Cowins	9/16/78	15	144	9.6	0	Vanderbilt
Jonathan Williams	9/6/14	4	143	35.8	1	Nicholls
Brandon Holmes	11/24/00	42	143	3.4	1	LSU
Oscar Malone	11/27/93	10	143	14.3	2	LSU
Ike Forte	10/25/75	21	143	6.8	2	Utah State
Jerry Eckwood	9/13/75	11	143	13.0	1	Air Force
Fred Talley	11/11/00	27	142	5.3	1	Tennessee
Chrys Chukwuma	9/19/98	17	142	8.4	0	SMU
Alex Collins	11/14/15	16	141	8.8	2	LSU
Felix Jones	10/6/07	13	141	10.8	2	Chattanooga
Felix Jones	10/28/06	9	141	15.7	1	Louisiana Monroe
Cedric Cobbs	12/31/03	27	141	5.2	1	Missouri
Oscar Malone	9/11/93	22	141	6.4	1	South Carolina
Russell Cody	10/23/67	33	140	4.2	0	Oklahoma State
Geno Mazzanti	10/22/49	16	140	8.8	0	Vanderbilt



100-YARD RUSHING GAMES (333)

Player	Date	Att	Yds	Avg	TD	Opponent
Clyde Scott	10/2/48	17	140	8.2	3	TCU
Knile Davis	1/4/11	26	139	5.3	0	Ohio State
De'Arrius Howard	9/10/05	21	139	6.6	1	Vanderbilt
Darren McFadden	9/29/07	19	138	7.3	2	North Texas
Darryl Bowles	9/18/82	27	138	5.1	1	Navy
Felix Jones	11/24/06	16	137	8.6	1	LSU
Felix Jones	9/3/05	8	137	17.1	1	Missouri State
Dickey Morton	9/29/73	27	137	5.1	1	Iowa State
Dickey Morton	9/30/72	26	137	5.3	0	Tulsa
Rawleigh Williams III	9/10/16	28	137	4.9	0	TCU
Fred Talley	10/26/02	20	136	6.8	0	Ole Miss
Marius Johnson	12/30/95	29	136	4.7	0	North Carolina
Peyton Hillis	9/3/05	14	135	9.6	3	Missouri State
Fred Talley	10/6/01	17	135	7.9	1	Weber State
Dickey Morton	11/25/72	33	135	4.1	0	Texas Tech
Devwah Whaley	10/1/16	9	135	15.0	1	Alcorn State
Rakeem Boyd	10/12/19	15	134	8.9	2	Kentucky
Broderick Green	10/31/09	9	134	14.9	2	Eastern Michigan
Henry Moore	10/30/54	26	134	5.2	1	Texas A&M
Michael Smith	10/4/08	20	133	6.7	1	Florida
Felix Jones	9/22/07	12	133	11.1	0	Kentucky
James Rouse	11/11/89	28	133	4.8	1	Baylor
James Rouse	10/14/89	19	133	7.0	1	Rice
Dickey Morton	9/23/72	26	133	5.1	1	Oklahoma State
Bill Burnett	10/11/69	35	133	3.8	3	Baylor
David Dickey	11/12/66	38	133	3.5	2	SMU
Felix Jones	9/29/07	7	132	18.9	2	North Texas
Matt Jones	11/15/03	7	132	18.9	3	New Mexico State
Chrys Chukwuma	9/5/98	12	132	11.0	2	Louisiana Lafayette
Bobby Burnett	11/20/65	30	132	4.4	3	Texas Tech
Bobby Burnett	10/23/65	18	132	7.3	3	North Texas
Alex Collins	9/27/14	21	131	6.2	1	Texas A&M
Alex Collins	9/6/14	13	131	10.0	3	Nicholls
Alex Collins	8/31/13	21	131	6.2	0	Louisiana
Matt Jones	11/17/01	10	131	13.1	0	Mississippi State
Ike Forte	9/27/75	17	131	7.7	0	Tulsa
Lance Alworth	11/14/59	15	131	8.7	1	SMU
Alex Collins	11/27/15	30	130	4.3	3	Missouri
Michael Forrest	10/29/77	25	130	5.2	1	Rice
Bill Burnett	11/8/69	25	130	5.2	2	Rice
Bill Burnett	11/23/68	29	130	4.5	2	Texas Tech
Michael Smith	10/25/08	19	129	6.8	1	Ole Miss
Felix Jones	9/1/07	12	129	10.8	1	Troy
Darren McFadden	10/28/06	18	129	7.2	1	Louisiana Monroe
Matt Jones	11/16/02	13	129	9.9	1	Louisiana Lafayette
Lewis Carpenter	11/24/51	20	129	6.5	0	Tulsa
Oscar Malone	10/8/94	15	128	8.5	1	Tennessee
Harry Jones	9/18/65	6	128	21.3	1	Oklahoma State
Alex Collins	9/5/15	12	127	10.6	1	UTEP
Dennis Johnson	11/28/08	18	127	7.1	1	LSU
DeCori Birmingham	9/18/04	14	127	9.1	1	Louisiana Monroe
Ron Calcagni	10/22/77	18	127	7.1	0	Houston
Jonathan Williams	9/7/13	17	126	7.4	1	Samford
Matt Jones	11/13/04	5	126	25.2	1	Ole Miss
Oscar Malone	11/9/96	32	126	3.9	0	Ole Miss
Ben Cowins	9/11/76	16	126	7.9	2	Utah State
Billy Moore	9/29/62	9	126	14.0	2	Tulsa
Geno Mazzanti	11/5/49	15	126	8.4	0	Rice
Rawleigh Williams III	10/1/16	13	126	9.7	0	Alcorn State
Darren McFadden	10/8/05	11	125	11.4	2	Louisiana Monroe
De'Arrius Howard	11/20/04	29	125	4.3	1	Mississippi State
Barry Foster	10/28/89	20	125	6.3	0	Houston
James Rouse	10/12/85	14	125	8.9	1	Texas Tech
James Tolbert	11/15/80	29	125	4.3	2	Texas A&M
Henry Moore	10/16/54	13	125	9.6	1	Texas
Lamar McHan	10/3/53	21	125	6.0	0	TCU
Leon Campbell	9/25/48	19	125	6.6	2	East Texas State
Michael Jenkins	9/9/99	9	124	13.8	1	Middle Tennessee State
B.J. Edmonds	10/6/84	13	124	9.5	1	TCU
Oscar Malone	10/19/96	20	123	6.2	0	South Carolina
Carlton Calvin	11/27/93	14	123	8.8	2	LSU
Scott Bull	11/15/75	14	123	8.8	1	SMU



RAWLEIGH WILLIAMS III not only finished as the SEC regular-season rushing leader in 2016, but also led the conference in total yards from scrimmage (1,580).

Player	Date	Att	Yds	Avg	TD	Opponent
Dickey Morton	10/2/71	14	123	8.8	1	TCU
Harry Jones	10/23/65	6	123	20.5	1	North Texas
Gerald Nesbitt	10/20/56	11	123	11.2	2	Texas
Rakeem Boyd	9/14/19	20	122	6.1	2	Colorado State
Darren McFadden	10/6/07	25	122	4.9	1	Chattanooga
Bruce Maxwell	9/24/66	27	122	4.5	2	Tulsa
Harry Jones	10/2/65	11	122	11.1	2	TCU
Don Christian	10/27/56	23	122	5.3	2	Ole Miss
Jack Robbins	11/26/36	21	122	5.8	1	Tulsa
De'Arrius Howard	11/23/02	25	121	4.8	0	Mississippi State
James Rouse	10/10/87	18	121	6.7	1	Texas Tech
Gary Anderson	11/1/80	14	121	8.6	1	Rice
Ben Cowins	10/30/76	20	121	6.1	1	Rice
Dickey Morton	10/28/72	21	121	5.8	1	North Texas
Jack Brasuell	11/7/64	26	121	4.7	0	Rice
Rawleigh Williams III	9/17/16	19	121	6.4	2	Texas State
Chase Hayden	8/31/17	14	120	8.6	1	Florida A&M
De'Arrius Howard	9/3/05	12	120	10.0	0	Missouri State
Madre Hill	9/26/98	20	120	6.0	1	Alabama
E.D. Jackson	11/23/91	20	120	6.0	0	Rice
Jerry Eckwood	10/11/75	15	120	8.0	1	Baylor
Jim Moity	10/25/58	14	120	8.6	2	Ole Miss
T.J. Hammonds	11/4/17	7	119	17.0	1	Coastal Carolina
Devwah Whaley	9/30/17	19	119	6.3	1	New Mexico State
Mike Kirkland	9/13/75	12	119	9.9	1	Air Force
Bill Burnett	9/20/69	19	119	6.3	1	Oklahoma State
Clyde Scott	9/18/48	10	119	11.9	0	Abilene Christian
Fred Talley	11/29/02	15	118	7.9	1	LSU
Oscar Malone	11/21/92	12	118	9.8	1	SMU
Marshall Foreman	10/13/84	24	118	4.9	0	Texas Tech
Ben Cowins	9/30/78	21	118	5.6	2	Tulsa
Darren McFadden	11/10/07	22	117	5.3	0	Tennessee
Ben Cowins	11/4/78	23	117	5.1	0	Rice
Ben Cowins	9/24/77	16	117	7.3	1	Tulsa
Fred Marshall	10/10/64	23	117	5.1	1	Baylor
Gerald Nesbitt	10/13/56	20	117	5.9	0	Baylor
Rawleigh Williams III	11/25/16	25	117	4.7	1	Missouri
Alex Collins	9/28/13	14	116	8.3	1	Texas A&M
Jonathan Williams	9/14/13	16	116	7.2	1	Southern Miss
Michael Smith	10/14/06	8	116	14.5	2	Southeast Missouri State



100-YARD RUSHING GAMES (333)

Player	Date	Att	Yds	Avg	TD	Opponent
Jessie Clark	9/11/82	11	116	10.5	1	Tulsa
Scott Bull	10/11/75	10	116	11.6	2	Baylor
Bobby Burnett	11/6/65	28	116	4.1	2	Rice
Alex Collins	9/14/13	25	115	4.6	1	Southern Miss
Cedric Cobbs	9/13/03	20	115	5.8	1	Texas
Chrys Chukwuma	10/30/99	19	115	6.1	1	Auburn
James Rouse	12/2/89	20	115	5.8	1	SMU
Greg Thomas	9/14/85	24	115	4.8	0	Ole Miss
Ben Cowins	11/19/77	19	115	6.1	2	SMU
Henry Moore	10/15/55	21	115	5.5	0	Texas
Clyde Scott	11/1/47	22	115	5.2	1	Texas A&M
Rakeem Boyd	11/2/19	11	114	10.4	1	Mississippi State
Rakeem Boyd	8/31/19	18	114	6.3	1	Portland State
James Rouse	10/28/89	19	114	6.0	1	Houston
Ben Cowins	10/29/77	15	114	7.6	2	Rice
Jon Richardson	11/21/70	31	114	3.7	2	Texas Tech
Rakeem Boyd	10/27/18	19	113	5.9	1	Vanderbilt
Fred Talley	11/3/01	23	113	4.9	0	Ole Miss
Oscar Malone	9/17/94	9	113	12.6	0	Alabama
Greg Thomas	11/22/86	16	113	7.1	3	SMU
James Tolbert	10/31/81	12	113	9.4	2	Rice
Ike Forte	11/16/74	17	113	6.6	0	SMU
Dickey Morton	10/9/71	17	113	6.6	1	Baylor
Clyde Scott	10/9/48	16	113	7.1	1	Baylor
Darren McFadden	9/23/06	25	112	4.5	1	Alabama
Matt Jones	11/1/03	15	112	7.5	1	Kentucky
E.D. Jackson	12/29/91	28	112	4.0	2	Georgia
Marshall Foreman	10/27/84	29	112	3.9	1	Houston
Russ Garber	11/7/70	18	112	6.2	0	Rice
Russell Cody	11/8/69	8	112	14.0	0	Rice
John Eichler	10/7/67	15	112	7.5	1	TCU
Jim Moity	10/31/59	19	112	5.9	2	Texas A&M
Devwah Whaley	11/19/16	19	112	5.9	1	Mississippi State
Matt Jones	11/6/04	10	111	11.1	1	South Carolina
Fred Talley	10/13/01	33	111	3.4	0	South Carolina
Gary Anderson	9/19/81	14	111	7.9	0	Northwestern
James Tolbert	10/4/80	20	111	5.6	0	TCU
Ben Cowins	11/12/77	30	111	3.7	2	Texas A&M
Bill Burnett	11/16/68	24	111	4.6	3	SMU
Bobby Burnett	10/30/65	25	111	4.4	2	Texas A&M
Danny Brabham	10/6/62	21	111	5.3	2	TCU
Clyde Scott	9/20/47	8	111	13.9	2	Northwestern (La.) State
Knile Davis	11/6/10	22	110	5.0	3	South Carolina
Darren McFadden	10/20/07	22	110	5.0	0	Ole Miss
Matt Jones	11/3/01	18	110	6.1	2	Ole Miss
JuJu Harshaw	10/7/89	16	110	6.9	2	TCU
Ben Cowins	11/11/78	26	110	4.2	0	Baylor
Geno Mazzanti	11/12/49	16	110	6.9	0	SMU
Rakeem Boyd	10/13/18	7	109	15.6	1	Ole Miss
Dennis Johnson	11/3/12	22	109	5.0	2	Tulsa
Ronnie Wingo Jr.	9/17/11	20	109	5.5	2	Troy
De'Arrius Howard	9/18/04	13	109	8.4	1	Louisiana Monroe
Rod Stinson	11/15/97	19	109	5.7	1	Tennessee
Oscar Malone	10/12/96	16	109	6.8	1	Louisiana Tech
Bill Burnett	10/10/70	27	109	4.0	2	Baylor
Alex Collins	11/7/15	17	108	6.4	0	Ole Miss
Jonathan Williams	10/18/14	18	108	6.0	0	Georgia
Darren McFadden	10/15/05	13	108	8.3	2	Auburn
James Rouse	9/19/88	22	108	4.9	2	Tulsa
Bruce Maxwell	11/7/70	8	108	13.5	0	Ole Miss
Bruce Maxwell	10/25/69	18	108	6.0	1	Wichita State
Dennis Johnson	10/17/09	14	107	7.6	0	Florida
Cedric Cobbs	11/13/99	15	107	7.1	0	Tennessee
Roland Sales	9/13/79	20	107	5.4	0	Texas Tech
Kay Eakin	9/24/38	20	107	5.4	1	Oklahoma State
Felix Jones	10/14/06	5	106	21.2	1	Southeast Missouri State
Madre Hill	10/3/98	23	106	4.6	0	Kentucky
Marius Johnson	11/27/93	19	106	5.6	0	LSU
Marshall Freeman	10/4/86	31	106	3.4	1	TCU
Nathan Jones	10/19/82	7	106	15.1	0	Texas Tech
Ike Forte	10/11/75	23	106	4.6	2	Baylor
Dickey Morton	11/10/73	26	106	4.1	1	Rice



FELIX JONES' career 7.66 yards per carry average is a program record and over a yard better than the SEC record set by Bo Jackson (Auburn), but his 386 career carries are just short of the minimum of 400.

Player	Date	Att	Yds	Avg	TD	Opponent
Fred Marshall	10/10/64	15	106	7.1	1	Baylor
Alex Collins	10/24/15	25	105	4.2	1	Auburn
Jonathan Williams	12/29/14	23	105	4.6	1	Texas
Brandon Barnett	9/29/07	16	105	6.6	1	North Texas
Madre Hill	9/16/95	26	105	4.0	0	Alabama
Quinn Grovey	10/14/89	8	105	13.1	1	Texas Tech
JuJu Harshaw	11/5/88	20	105	5.3	1	Baylor
Dickey Morton	10/21/72	22	105	4.8	0	Texas
Mike Saint	10/24/70	21	105	5.0	1	Wichita State
Gerald Nesbitt	10/22/55	13	105	8.1	0	Ole Miss
Jonathan Williams	11/2/13	15	104	6.9	0	Auburn
Felix Jones	10/7/06	13	104	8.0	1	Auburn
Cedric Cobbs	9/20/03	20	104	5.2	2	North Texas
Chrys Chukwuma	10/12/96	12	103	8.6	1	Louisiana Tech
Barry Foster	11/26/88	8	103	12.9	1	Miami
Derrick Thomas	9/29/84	8	103	12.9	0	Navy
Gary Anderson	9/1/80	9	103	11.4	1	Texas
Jon Richardson	9/11/71	18	103	5.7	0	California
Bill Burnett	11/15/69	26	103	4.0	2	SMU
Rakeem Boyd	10/6/18	15	102	6.8	0	Alabama
Felix Jones	10/8/05	14	102	7.3	2	Louisiana Monroe
Matt Jones	9/13/03	12	102	8.5	1	Texas
Bobby Burnett	11/13/65	26	102	3.9	1	SMU
Jack Brasuell	10/10/64	32	102	3.2	1	Baylor
Felix Jones	10/20/07	15	101	6.7	2	Ole Miss
Cedric Cobbs	11/17/01	18	101	5.6	3	Mississippi State
Quinn Grovey	10/15/88	18	101	5.6	1	Texas
Gary Anderson	10/11/80	13	101	7.8	0	Wichita State
Roland Fuchs	11/15/75	24	101	4.2	0	SMU
Richard Miller	10/27/28	11	101	9.2	0	Texas
Rawleigh Williams III	10/3/15	14	100	7.1	0	Tennessee
Cedric Cobbs	11/3/01	22	100	4.5	2	Ole Miss
Roland Sales	10/29/79	15	100	6.7	2	Tulsa
Jerry Eckwood	9/23/78	14	100	7.1	0	Oklahoma State
Ike Forte	10/12/74	18	100	5.6	0	Baylor
Bill Burnett	11/27/69	20	100	5.0	3	Texas Tech
Gerald Nesbitt	10/26/57	18	100	5.6	0	Ole Miss

Active players in bold



INDIVIDUAL PASSING RECORDS

ATTEMPTS

GAME

1.	59	Tyler Wilson at Texas A&M	2012
2.	53	Brandon Allen vs. Toledo	2015
3.	52	Tyler Wilson vs. LSU	2012
52		Clint Stoerner at Alabama	1999
5.	51	Tyler Wilson vs. Texas A&M	2011
51		Joe Ferguson vs. Texas A&M	1971
7.	50	Nick Starkel vs. San Jose State	2019
8.	47	Ryan Mallett vs. Ohio State	2010
9.	45	Brandon Allen vs. Georgia	2014
45		Brandon Allen at Ole Miss	2013

SEASON

1.	438	Tyler Wilson	2011
2.	411	Ryan Mallett	2010
3.	403	Ryan Mallett	2009
4.	401	Austin Allen	2016
401		Tyler Wilson	2012
6.	370	Brandon Allen	2015
7.	357	Casey Dick	2008
357		Clint Stoerner	1997
9.	339	Brandon Allen	2014
10.	317	Clint Stoerner	1999

CAREER

1.	1,023	Clint Stoerner	1996-99
2.	1,016	Brandon Allen	2012-15
3.	948	Tyler Wilson	2008-12
4.	856	Barry Lunney Jr.	1992-95
5.	850	Casey Dick	2005-08
6.	814	Ryan Mallett	2009-10
7.	755	Matt Jones	2001-04
8.	644	Brad Taylor	1981-84
9.	611	Joe Ferguson	1970-72
10.	607	Austin Allen	2014-17

PASS COMPLETIONS

GAME

1.	33	Brandon Allen at Ole Miss	2015
2.	32	Brandon Allen vs. Toledo	2015
32		Tyler Wilson vs. Mississippi State	2011
4.	31	Tyler Wilson vs. LSU	2012
31		Joe Ferguson vs. Texas A&M	1971
6.	30	Brandon Allen vs. Mississippi State	2015
30		Tyler Wilson vs. Texas A&M	2011
8.	29	Tyler Wilson at Texas A&M	2012
9.	28	Brandon Allen vs. Georgia	2014
28		Ryan Mallett vs. Louisiana Monroe	2010

SEASON

1.	277	Tyler Wilson	2011
2.	266	Ryan Mallett	2010
3.	249	Tyler Wilson	2012
4.	245	Austin Allen	2016
5.	244	Brandon Allen	2015
6.	225	Ryan Mallett	2009
7.	205	Casey Dick	2008
8.	190	Brandon Allen	2014
9.	180	Barry Lunney Jr.	1995
10.	177	Clint Stoerner	1999

CAREER

1.	593	Tyler Wilson	2008-12
2.	583	Brandon Allen	2012-15
3.	528	Clint Stoerner	1996-99
4.	491	Ryan Mallett	2009-10
5.	476	Barry Lunney Jr.	1992-95
6.	473	Casey Dick	2005-08
7.	417	Matt Jones	2001-04
8.	359	Austin Allen	2014-17
9.	337	Bill Montgomery	1968-70
10.	333	Brad Taylor	1981-84



BRANDON ALLEN broke Arkansas' single-game record with six touchdown passes at Ole Miss (Nov. 7, 2015) and his own record two weeks later with seven touchdown passes against Mississippi State (Nov. 21, 2015) to equal the SEC record.

COMPLETION PERCENTAGE

GAME (13-19 PASS ATT.)

1.	.875	Ryan Mallett (14-16) vs. Eastern Michigan	2009
2.	.857	Billy Moore (12-14) vs. Tulsa	1962
3.	.846	Brad Taylor (11-13) vs. Tulsa	1984
4.	.823	Casey Dick (14-17) vs. Mississippi State	2007
5.	.813	Matt Jones (13-16) vs. New Mexico State	2004
6.	.812	Clint Stoerner (13-16) vs. South Carolina	1999
7.	.800	Mitch Mustain (12-15) vs. Ole Miss	2006
.800		Kevin Scanlon (12-15) at Texas A&M	1979
.800		Joe Ferguson (12-15) vs. North Texas	1972
.800		Bill Montgomery (12-15) vs. Oklahoma State	1970

GAME (MIN. 20 PASS ATT.)

1.	.875	Ryan Mallett (21-24) vs. Tennessee Tech	2010
2.	.852	Ryan Mallett (23-27) vs. South Carolina	2009
3.	.818	Ronny South (18-22) vs. Texas A&M	1967
4.	.815	Barry Lunney Jr. (22-27) vs. Tennessee	1995
5.	.800	Brandon Allen (20-25) vs. Texas A&M	2015
.800		Kevin Scanlon (16-20) vs. Rice	1979
7.	.793	Tyler Wilson (23-29) at Mississippi State	2012
8.	.773	Ryan Mallett (17-22) vs. Missouri State	2009
.773		Robby Hampton (17-22) vs. Missouri State	2000
10.	.769	Brandon Allen (20-26) vs. Kansas State	2015

SEASON (MIN. 100 PASS ATT.)

1.	.662	Kevin Scanlon (92-139)	1979
2.	.659	Brandon Allen (244-370)	2015
3.	.647	Ryan Mallett (266-411)	2010
4.	.632	Tyler Wilson (277-438)	2011
5.	.625	Jack Robbins (95-162)	1935
6.	.621	Tyler Wilson (249-401)	2012
7.	.616	Barry Lunney Jr. (180-292)	1995
8.	.615	Greg Thomas (67-109)	1986
9.	.611	Austin Allen (245-401)	2016
10.	.602	Ron Calcagni (62-103)	1978

PASSING YARDS

GAME

1.	510	Tyler Wilson vs. Texas A&M	2011
2.	442	Brandon Allen at Ole Miss	2015
3.	419	Tyler Wilson vs. Rutgers	2012
4.	412	Brandon Allen vs. Toledo	2015
5.	409	Ryan Mallett vs. Vanderbilt	2010
6.	408	Ryan Mallett vs. Georgia	2009
7.	406	Brandon Allen vs. Mississippi State	2015
8.	405	Ryan Mallett vs. Troy	2009
9.	400	Austin Allen vs. Alabama	2016
400		Ryan Mallett vs. Louisiana Monroe	2010

SEASON

1.	3,869	Ryan Mallett (266-411, 32 TD, 12 INT)	2010
2.	3,638	Tyler Wilson (277-438, 24 TD, 6 INT)	2011
3.	3,624	Ryan Mallett (225-403, 30 TD, 7 INT)	2009
4.	3,440	Brandon Allen (244-370, 30 TD, 8 INT)	2015
5.	3,430	Austin Allen (245-401, 35 TD, 15 INT)	2016
6.	3,387	Tyler Wilson (249-401, 21 TD, 13 INT)	2012
7.	2,629	Clint Stoerner (167-312, 26 TD, 8 INT)	1998
8.	2,586	Casey Dick (205-357, 13 TD, 14 INT)	2008
9.	2,347	Clint Stoerner (173-357, 12 TD, 13 INT)	1997
10.	2,293	Clint Stoerner (177-317, 19 TD, 10 INT)	1999

CAREER

1.	7,765	Tyler Wilson	2008-12
2.	7,493	Ryan Mallett	2009-10
3.	7,463	Brandon Allen	2012-15
4.	7,422	Clint Stoerner	1996-99
5.	5,857	Matt Jones	2001-04
6.	5,856	Casey Dick	2005-08
7.	5,782	Barry Lunney Jr.	1992-95
8.	5,045	Austin Allen	2014-17
9.	4,802	Brad Taylor	1981-84
10.	4,590	Bill Montgomery	1968-70



INDIVIDUAL PASSING RECORDS



RYAN MALLET is one of just six quarterbacks in SEC history to throw 30 or more touchdown passes in a single season twice and is Arkansas' all-time leader with 14 300-yard passing games.

TOUCHDOWN PASSES

GAME		
1. 7	Brandon Allen vs. Mississippi State	2015
2. 6	Brandon Allen at Ole Miss	2015
3. 5	Tyler Wilson vs. Kentucky	2012
5	Ryan Mallett vs. UTEP	2010
5	Ryan Mallett vs. Mississippi State	2009
5	Ryan Mallett vs. Troy	2009
5	Ryan Mallett vs. Georgia	2009
8. 4	Brandon Allen vs. Nicholls	2014
4	Tyler Wilson at Auburn	2010
4	Ryan Mallett vs. Texas A&M	2009
4	Casey Dick vs. Mississippi State	2007
4	Matt Jones vs. Louisiana Monroe	2004
4	Robby Hampton vs. Louisiana Monroe	2000
4	Brad Taylor vs. Rice	1983
4	Joe Ferguson at TCU	1972
4	Ronny South vs. SMU	1967

SEASON

1. 32	Ryan Mallett	2010
2. 30	Brandon Allen	2015
30	Ryan Mallett	2009
4. 26	Clint Stoerner	1998
5. 25	Austin Allen	2016
6. 24	Tyler Wilson	2011
7. 21	Tyler Wilson	2012
8. 20	Brandon Allen	2014

9. 19	Clint Stoerner	1999
10. 18	Casey Dick	2007
18	Matt Jones	2003
18	Quinn Grovey	1990

CAREER

1. 64	Brandon Allen	2012-15
2. 62	Ryan Mallett	2009-10
3. 57	Clint Stoerner	1996-99
4. 53	Matt Jones	2001-04
5. 52	Tyler Wilson	2008-12
6. 47	Casey Dick	2005-08
7. 36	Austin Allen	2014-17
8. 33	Barry Lunney Jr.	1992-95
9. 29	Quinn Grovey	1987-90
29	Bill Montgomery	1968-70

CONSECUTIVE PASSES W/O INT

1. 184	Tyler Wilson	2011
2. 146	Austin Allen	2016
3. 141	Ryan Mallett	2009
4. 134	Brandon Allen	2014-15
134	Clint Stoerner	1997-98

300-YARD PASSING GAMES

SEASON		
1. 9	Ryan Mallett	2010
2. 5	Brandon Allen	2015

5	Tyler Wilson	2012
5	Ryan Mallett	2009
5. 4	Austin Allen	2016
4	Tyler Wilson	2011

SEASON - SEC GAMES

1. 6	Ryan Mallett	2010
2. 4	Austin Allen	2016
3. 3	Tyler Wilson	2012
3	Ryan Mallett	2009
5. 2	Brandon Allen	2015
2	Tyler Wilson	2011

CAREER

1. 14	Ryan Mallett	2009-10
2. 10	Tyler Wilson	2008-12
3. 5	Austin Allen	2014-17
5	Brandon Allen	2012-15
5. 4	Clint Stoerner	1996-99

CAREER - SEC GAMES

1. 9	Ryan Mallett	2009-10
2. 6	Tyler Wilson	2008-12
3. 5	Austin Allen	2014-17
4. 4	Clint Stoerner	1996-99
5. 2	Brandon Allen	2012-15



300-YARD PASSING GAMES (49)

Player	Date	Att	Comp	Yds	TD	Int	Opponent
Tyler Wilson	10/1/11	51	30	510	3	0	Texas A&M
Brandon Allen	11/7/15	45	33	442	6	0	Ole Miss
Tyler Wilson	9/22/12	39	20	419	3	2	Rutgers
Brandon Allen	9/12/15	53	32	412	0	1	Toledo
Ryan Mallett	10/30/10	44	27	409	3	0	Vanderbilt
Ryan Mallett	9/19/09	39	21	408	5	0	Georgia
Brandon Allen	11/21/15	43	30	406	7	0	Mississippi State
Ryan Mallett	11/14/09	30	23	405	5	1	Troy
Ryan Mallett	9/11/10	43	28	400	3	1	Louisiana Monroe
Austin Allen	10/8/16	25	48	400	3	3	Alabama
Clint Stoerner	11/28/97	38	18	387	2	0	LSU
Casey Dick	11/1/08	38	25	385	1	1	Tulsa
Ryan Mallett	9/18/10	33	21	380	3	0	Georgia
Tyler Wilson	9/29/12	59	29	373	1	2	Texas A&M
Tyler Wilson	10/13/12	31	23	372	5	0	Kentucky
Austin Allen	9/24/16	28	42	371	2	0	Texas A&M
Tyler Wilson	9/1/12	27	19	367	3	0	Jacksonville State
Tyler Wilson	11/19/11	43	32	365	3	0	Mississippi State
Tyler Wilson	11/23/12	52	31	369	1	1	LSU
Ryan Mallett	9/25/10	38	25	357	1	3	Alabama
Nick Starkel	9/21/19	50	28	356	3	5	San Jose State
Austin Allen	11/25/16	24	39	348	1	2	Missouri
Joe Ferguson	10/30/71	51	31	345	0	1	Texas A&M
Bill Montgomery	1/1/70	34	17	338	2	1	Ole Miss
Ronny South	11/25/67	33	18	335	3	2	Texas Tech

Player	Date	Att	Comp	Yds	TD	Int	Opponent
Clint Stoerner	11/27/98	38	27	334	2	0	LSU
Nathan Dick	11/22/08	43	25	333	3	1	Mississippi State
Tyler Wilson	10/16/10	34	25	332	4	2	Auburn
Ryan Mallett	11/7/09	27	23	329	0	0	South Carolina
Clint Stoerner	10/25/97	43	20	325	2	1	Auburn
Casey Dick	9/2/08	34	22	323	2	0	Louisiana Monroe
Ryan Mallett	11/27/10	23	13	320	3	2	LSU
Casey Dick	8/30/08	41	25	318	2	1	Western Illinois
Tyler Wilson	10/29/11	43	27	316	1	0	Vanderbilt
Clint Stoerner	9/25/99	52	24	316	1	1	Alabama
Brandon Allen	1/2/16	20	26	315	1	1	Kansas State
Austin Allen	11/24/17	14	29	313	2	1	Missouri
Ryan Mallett	11/21/09	34	18	313	5	2	Mississippi State
Ryan Mallett	10/9/10	38	27	310	3	1	Texas A&M
Ryan Mallett	9/5/09	22	17	309	1	0	Missouri State
Brandon Allen	9/5/15	18	14	308	4	0	UTEP
Brad Taylor	12/28/81	29	14	307	2	0	North Carolina
Nick Starkel	9/14/19	35	20	305	3	0	Colorado State
Ryan Mallett	11/20/10	26	17	305	3	1	Mississippi State
Joe Ferguson	10/7/72	32	20	304	4	0	TCU
Austin Allen	11/19/16	18	25	303	2	0	Mississippi State
Tyler Wilson	9/17/11	36	23	303	2	1	Troy
Ryan Mallett	11/6/10	30	21	303	1	1	South Carolina
Ryan Mallett	9/4/10	24	21	301	3	1	Tennessee Tech



TYLER WILSON holds the school record for single-game passing yards with 510 against Texas A&M in 2011.



In his first season as a starter in 2016, **AUSTIN ALLEN** led the SEC with 3,430 yards passing thanks to four 300-yard games in conference play.



INDIVIDUAL RECEIVING RECORDS

RECEPTIONS

GAME

1.	13	Jarius Wright vs. Texas A&M (281 yards, 2 TD)	2011
	13	James Shibest at SMU (199 yards, 2 TD)	1984
	13	Wear Schoonover at Baylor (152 yards, 0 TD)	1929
4.	12	Cobi Hamilton vs. Ole Miss (146 yards, 0 TD)	2012
	12	Greg Childs vs. Louisiana Monroe (146 yards, 2 TD)	2010
	12	Mike Reppond at Rice (204 yards, 0 TD)	1971
	12	Chuck Dicus vs. Georgia (169 yards, 1 TD)	1968
8.	11	Cobi Hamilton vs. Tulsa (177 yards, 0 TD)	2012
	11	Cobi Hamilton at Texas A&M (162 yards, 0 TD)	2012
10.	10	Cobi Hamilton vs. LSU (98 yards, 0 TD)	2012
	10	Cobi Hamilton vs. Rutgers (303 yards, 3 TD)	2012
	10	Jarius Wright at Vanderbilt (135 yards, 1 TD)	2011
	10	Lucas Miller at Mississippi State (201 yards, 1 TD)	2008
	10	D.J. Williams vs. Ole Miss (129 yards, 0 TD)	2008
	10	Bobby Joe Edmonds vs. Auburn (68 yards, 0 TD)	1983
	10	Bobby Crockett vs. LSU (129 yards, 1 TD)	1965

SEASON

1.	90	Cobi Hamilton (1,335 yards, 5 TD)	2012
2.	66	Jarius Wright (1,117 yards, 12 TD)	2011
3.	65	Drew Morgan (739 yards, 3 TD)	2016
4.	63	Drew Morgan (843 yards, 10 TD)	2015
5.	62	J.J. Meadors (584 yards, 2 TD)	1995
6.	61	D.J. Williams (723 yards, 3 TD)	2008
7.	56	Mike Reppond (986 yards, 3 TD)	1971
8.	54	Joe Adams (625 yards, 3 TD)	2011
	54	D.J. Williams (627 yards, 4 TD)	2010
10.	52	Boo Williams (739 yards, 7 TD)	2000

CAREER

1.	175	Cobi Hamilton (2,854 yards, 18 TD)	2009-12
2.	168	Jarius Wright (2,934 yards, 24 TD)	2008-11
3.	164	Joe Adams (2,410 yards, 17 TD)	2008-11
4.	153	Anthony Eubanks (2,440 yards, 16 TD)	1994-97
5.	152	D.J. Williams (1,855 yards, 10 TD)	2007-10
6.	144	George Wilson (2,151 yards, 16 TD)	2000-03
7.	138	Drew Morgan (1,763 yards, 14 TD)	2013-16
	138	Marcus Monk (2,151 yards, 27 TD)	2004-07
9.	137	Anthony Lucas (2,879 yards, 23 TD)	1996-99
10.	135	Richard Smith (1,858 yards, 17 TD)	2000-03

RECEIVING YARDS

GAME

1.	303	Cobi Hamilton vs. Rutgers (10 catches, 3 TD)	2012
2.	281	Jarius Wright vs. Texas A&M (13 catches, 2 TD)	2011
3.	204	Mike Reppond vs. Rice (12 catches, 0 TD)	1971
4.	201	Lucas Miller at Mississippi State (10 catches, 1 TD)	2008
5.	199	James Shibest at SMU (13 catches, 2 TD)	1984
6.	194	Anthony Lucas at SMU (6 catches, 3 TD)	1999
7.	193	Chuck Dicus vs. Rice (8 catches, 2 TD)	1968
8.	192	Marcus Monk at South Carolina (8 catches, 1 TD)	2006
9.	177	Cobi Hamilton vs. Tulsa (11 catches, 0 TD)	2012
10.	177	Anthony Lucas at Ole Miss (4 catches 2 TD)	1998

SEASON

1.	1,335	Cobi Hamilton (90 catches, 5 TD)	2012
2.	1,117	Jarius Wright (66 catches, 12 TD)	2011
3.	1,004	Anthony Lucas (43 catches, 10 TD)	1998
4.	986	Mike Reppond (56 catches, 3 TD)	1971
5.	962	Marcus Monk (50 catches, 11 TD)	2006
6.	907	James Shibest (51 catches, 7 TD)	1984
7.	900	George Wilson (50 catches, 6 TD)	2003
8.	897	Derek Russell (43 catches, 8 TD)	1990
9.	894	Greg Childs (48 catches, 7 TD)	2009
10.	870	Anthony Eubanks (51 catches, 5 TD)	1997

CAREER

1.	2,934	Jarius Wright (168 catches, 24 TD)	2008-11
2.	2,879	Anthony Lucas (137 catches, 23 TD)	1995-99
3.	2,854	Cobi Hamilton (175 catches, 18 TD)	2009-12
4.	2,440	Anthony Eubanks (153 catches, 16 TD)	1994-97
5.	2,410	Joe Adams (164 catches, 17 TD)	2008-11
6.	2,151	Marcus Monk (138 catches, 27 TD)	2004-07
	2,151	George Wilson (144 catches, 16 TD)	2000-03
	2,066	Greg Childs (133 catches, 15 TD)	2008-11
9.	1,920	James Shibest (97 catches, 10 TD)	1983-86
10.	1,874	Derek Russell (91 catches, 16 TD)	1987-90

RECEIVING YARDS

CONSECUTIVE GAMES

1.	465	Cobi Hamilton (303 vs. Rutgers, 162 at Texas A&M)	2012
2.	367	Derek Holloway (141 vs. North Carolina*, 196 vs. Tulsa)	1981
3.	357	Jarius Wright (281 vs. Texas A&M, 76 vs. Auburn)	2011
4.	349	Anthony Lucas (177 vs. Ole Miss, 172 at Tennessee)	1998
5.	329	Marcus Monk (192 at South Carolina, 137 vs. Tennessee)	2006
6.	323	Cobi Hamilton (146 vs. Ole Miss, 177 vs. Tulsa)	2012
7.	317	Cobi Hamilton (14 vs. Alabama, 303 vs. Rutgers)	2012
	317	Chuck Dicus (146 vs. Texas, 171 vs. Ole Miss**)	1969
9.	308	Mike Reppond (137 at Baylor, 171 vs. Texas)	1971
10.	307	Jarius Wright (26 at Alabama, 281 vs. Texas A&M)	2011

* 1981 Gator Bowl | ** 1970 Sugar Bowl

TOUCHDOWN RECEPTIONS

GAME

1.	3	Jeremy Sprinkle vs. Mississippi State	2015
	3	Drew Morgan at Ole Miss	2015
	3	Cobi Hamilton vs. Rutgers	2012
	3	Anthony Lucas at SMU	1999
	3	Alton Baldwin vs. TCU	1945
	3	Alton Baldwin vs. Arkansas A&M	1944

SEASON

1.	12	Jarius Wright	2011
2.	11	Marcus Monk	2006
3.	10	Drew Morgan	2015
	10	Anthony Lucas	1998
5.	8	Keon Hatcher	2016
	8	Derek Russell	1990
	8	Chuck Dicus	1968
8.	7	Joe Adams	2009
	7	Greg Childs	2009
	7	Marcus Monk	2005
	7	Richard Smith	2003
	7	George Wilson	2002
	7	Boo Williams	2000
	7	James Shibest	1984
	7	Jim Benton	1937
	7	Wear Schoonover	1929

CAREER

1.	27	Marcus Monk	2004-07
2.	24	Jarius Wright	2008-11
3.	23	Anthony Lucas	1995-99
4.	19	Keon Hatcher	2012-16
5.	18	Cobi Hamilton	2009-12
6.	17	Joe Adams	2008-11
	17	Richard Smith	2000-03
8.	16	George Wilson	2000-03
	16	Anthony Eubanks	1994-97
	16	Derek Russell	1987-90
	16	Chuck Dicus	1968-70



All three of **DREW MORGAN'S** 100-yard receiving games in SEC play came away from home in 2015, and he led the conference with 10 touchdown catches during the regular season.

100-YARD RECEIVING GAMES

SEASON

1.	5	Anthony Lucas	1998
	5	Anthony Eubanks	1997
3.	4	Cobi Hamilton	2012
	4	Jarius Wright	2011
	4	George Wilson	2003
	4	Mike Reppond	1971
7.	3	Jared Cornelius	2016
	3	Drew Morgan	2015
	3	Joe Adams	2010
	3	Greg Childs	2009
	3	D.J. Williams	2008
	3	Marcus Monk	2006
	3	Anthony Eubanks	1996
	3	Derek Russell	1990
	3	James Shibest	1984
	3	Chuck Dicus	1969

CAREER

1.	11	Anthony Lucas	1995-99
2.	9	Jarius Wright	2008-11
	9	Anthony Eubanks	1994-97
4.	8	Cobi Hamilton	2009-12
5.	7	Joe Adams	2008-11
6.	6	George Wilson	2001-03
7.	5	Greg Childs	2008-11
	5	Derek Russell	1987-90
	5	Chuck Dicus	1968-70
10.	4	Keon Hatcher	2012-16
	4	Hunter Henry	2013-15
	4	D.J. Williams	2007-10
	4	James Shibest	1983-86
	4	Mike Reppond	1970-72



100-YARD RECEIVING GAMES (141)

Player	Date	Rec	Yds	TD	Opponent
Cobi Hamilton	9/22/12	10	303	3	Rutgers
Jarius Wright	10/1/11	13	281	2	Texas A&M
Mike Reppond	11/6/71	12	204	0	Rice
Lucas Miller	11/22/08	10	201	1	Mississippi State
James Shibest	11/24/84	13	199	2	SMU
Derek Holloway	9/11/82	5	196	1	Tulsa
Anthony Lucas	9/4/99	6	194	3	SMU
Chuck Dicus	11/9/68	8	193	2	Rice
Marcus Monk	11/4/06	8	192	1	South Carolina
Cobi Hamilton	11/3/12	11	177	0	Tulsa
Anthony Lucas	11/7/98	4	177	2	Ole Miss
George Wilson	11/1/03	9	172	1	Kentucky
Anthony Lucas	11/14/98	8	172	2	Tennessee
Boo Williams	9/16/00	5	171	2	Boise State
Mike Reppond	10/16/71	8	171	1	Texas
Chuck Dicus	1/1/70	6	171	1	Ole Miss
Chuck Dicus	1/1/69	12	169	1	Georgia
Anthony Eubanks	10/25/97	9	167	1	Auburn
Derek Russell	10/6/90	8	166	2	TCU
Cobi Hamilton	11/27/10	3	164	2	LSU
Greg Childs	10/16/10	9	164	2	Auburn
Derek Russell	10/28/89	6	164	2	Houston
Cobi Hamilton	9/29/12	11	162	0	Texas A&M
James Shibest	9/29/84	9	156	2	Navy
Chuck Dicus	10/4/69	9	156	2	TCU
Drew Morgan	9/26/15	8	155	1	Texas A&M
Wear Schoonover	10/19/29	13	152	0	Baylor
Jonathan Williams	10/13/12	3	150	2	Kentucky
Chuck Dicus	10/3/70	6	150	0	TCU
Anthony Lucas	10/3/98	6	149	1	Kentucky
Max Peacock	11/25/67	7	149	1	Texas Tech
Gary Stiggers	10/28/78	5	148	0	Houston
Cobi Hamilton	10/27/12	12	146	0	Ole Miss
Greg Childs	9/11/10	12	146	2	Louisiana Monroe
Chuck Dicus	12/6/69	9	146	1	Texas
Jared Cornelius	10/8/16	5	146	0	Alabama
Anthony Eubanks	11/28/97	4	142	1	LSU
Greg Childs	9/19/09	5	140	2	Georgia
Jarius Wright	9/5/09	6	139	0	Missouri State
Joe Adams	9/4/10	6	138	2	Tennessee Tech
Anthony Eubanks	10/12/96	8	138	1	Louisiana Tech
D.J. Williams	11/7/09	7	137	0	South Carolina
Marcus Monk	11/1/06	8	137	2	Tennessee
Anthony Lucas	11/28/97	6	137	1	LSU
Derek Russell	10/1/88	4	137	1	TCU
Mike Reppond	10/9/71	5	137	2	Baylor
Bruce Maxwell	1/1/70	9	137	1	Ole Miss
Derek Russell	11/24/90	5	136	1	SMU
Jarius Wright	10/29/11	10	135	1	Vanderbilt
Greg Childs	10/17/09	4	135	1	Florida
Steven Harris	9/18/04	6	133	2	Louisiana Monroe
Mike Reppond	10/2/71	7	133	0	TCU
Lance Alworth	11/18/61	6	133	1	SMU
Jordan Jones	9/1/18	5	132	1	Eastern Illinois
Cobi Hamilton	9/10/11	5	132	1	New Mexico
Jarius Wright	9/25/10	6	131	0	Alabama
Cobi Hamilton	11/21/09	3	131	2	Mississippi State
Joe Adams	9/18/10	6	130	0	Georgia
Anthony Eubanks	9/28/96	8	130	1	Louisiana Monroe
Hunter Henry	11/21/15	7	129	2	Mississippi State
D.J. Williams	11/1/08	6	129	0	Tulsa
D.J. Williams	10/25/08	10	129	0	Ole Miss
Bobby Crockett	1/1/66	10	129	1	LSU
Derek Russell	9/22/90	7	128	0	Tulsa
James Shibest	10/20/84	7	128	1	Texas
J.J. Meadors	9/3/94	5	127	2	SMU
Jim Hodge	9/9/72	7	127	0	Southern California
Jared Cornelius	9/24/16	7	126	1	Texas A&M
Richard Smith	10/5/02	3	125	1	Tennessee
Chuck Dicus	10/11/69	4	125	0	Baylor
Joe Adams	10/22/11	4	124	0	Ole Miss
Greg Childs	11/28/09	5	124	0	LSU



COBI HAMILTON set the Razorback single-game receiving record with 303 yards on 10 receptions against Rutgers in 2012. The 303 receiving yards is still an SEC record.

Player	Date	Rec	Yds	TD	Opponent
D.J. Williams	9/6/08	5	124	2	Louisiana Monroe
Marcus Monk	9/16/06	5	124	1	Vanderbilt
Richard Smith	10/18/03	6	123	1	Florida
David Dickey	11/25/67	6	123	1	Texas Tech
Jordan Jones	11/24/17	2	122	1	Missouri
Drew Morgan	11/7/15	9	122	3	Ole Miss
Brandon Mitchell	9/1/12	4	122	0	Jacksonville State
Richard Smith	9/6/03	3	122	1	Tulsa
James Shibest	10/4/86	5	121	0	TCU
Joe Adams	1/4/11	9	120	1	Ohio State
Harry Jones	10/1/66	2	120	2	TCU
Bobby Crockett	10/30/65	5	120	1	Texas A&M
Chris Gragg	11/19/11	8	119	1	Mississippi State
Donny Bobo	9/10/77	2	119	1	New Mexico State
Floyd Sagely	11/28/53	6	118	1	Tulsa
Hunter Henry	9/12/15	8	117	0	Toledo
Jonathan Nance	10/7/17	8	116	1	South Carolina
Jim Benton	11/20/37	8	116	0	George Washington
Mike Woods	9/21/19	4	115	1	San Jose State
George Wilson	11/23/01	7	115	1	LSU
Jim Hodge	11/14/70	4	115	0	SMU
Steven Harris	10/2/04	6	114	0	Florida
Anthony Lucas	9/5/98	4	113	2	Louisiana Lafayette
Gerald McMurray	11/7/81	5	113	0	Baylor
Jarius Wright	11/1/08	5	112	0	Tulsa
Cobi Hamilton	11/6/10	7	111	1	South Carolina
George Wilson	9/13/03	5	111	1	Texas
George Wilson	12/30/02	8	111	1	Minnesota
Boo Williams	9/2/00	4	111	1	Missouri State
Anthony Eubanks	10/5/96	6	111	0	Florida
Anthony Lucas	10/7/95	4	111	2	Tennessee
Drew Morgan	10/3/15	5	110	0	Tennessee
Hunter Henry	11/1/14	7	110	0	Mississippi State
Chris Gragg	9/1/12	7	110	2	Jacksonville State
Joe Adams	10/3/09	3	110	0	Texas A&M

Player	Date	Rec	Yds	TD	Opponent
Gary Anderson	10/9/82	4	110	1	Texas Tech
Hunter Henry	9/28/13	4	109	0	Texas A&M
Joe Adams	9/17/11	8	109	1	Troy
Joe Adams	10/31/09	3	109	2	Eastern Michigan
Jarius Wright	9/3/11	6	108	2	Missouri State
Jarius Wright	9/19/09	4	108	1	Georgia
Anthony Eubanks	10/28/95	8	108	1	Auburn
Donnie Centers	11/1/86	3	108	1	Rice
Donnie Centers	9/27/86	4	108	1	New Mexico State
Keon Hatcher	9/20/14	6	107	1	Northern Illinois
Keon Hatcher	9/5/15	6	106	2	UTEP
Anthony Lucas	9/23/95	6	106	1	Memphis
Lewis Carpenter	9/27/52	3	106	1	Houston
Jared Cornelius	10/1/16	4	106	2	Alcorn State
Keon Hatcher	11/25/16	3	106	0	Missouri
Dominique Reed	11/7/15	7	105	2	Ole Miss
Jarius Wright	11/20/10	2	105	1	Mississippi State
George Wilson	11/3/01	8	105	1	Ole Miss
Keon Hatcher	12/29/16	6	105	1	Virginia Tech
George Wilson	10/25/03	6	104	0	Ole Miss
Anthony Eubanks	9/20/97	7	104	1	Alabama
Jarius Wright	11/5/11	4	103	2	South Carolina
Anthony Lucas	10/14/95	5	103	0	Ole Miss
Anthony Lucas	11/6/99	6	102	0	Ole Miss
Bobby Nichols	10/30/71	9	102	0	Texas A&M
Bobby Crockett	10/16/65	8	102	1	Texas
Cedric Washington	11/20/04	5	101	0	Mississippi State
Anthony Eubanks	11/6/97	7	101	1	Ole Miss
Bobby Duckworth	9/20/80	4	101	1	Oklahoma State
Jonathan Nance	9/23/17	3	100	1	Texas A&M
George Wilson	9/20/03	4	100	1	North Texas
Anthony Lucas	9/19/98	3	100	1	SMU
Anthony Eubanks	9/27/97	5	100	1	Louisiana Tech
Donny Bobo	10/1/77	5	100	1	TCU



INDIVIDUAL TOTAL OFFENSE RECORDS

PLAYS

GAME			
1. 62	Tyler Wilson at Texas A&M (3 rushes, 59 passes, 1 TD)	2012	
2. 61	Tyler Wilson vs. LSU (9 rushes, 52 passes, 1 TD)	2012	
3. 57	Tyler Wilson vs. Texas A&M (6 rushes, 51 passes, 3 TD)	2011	
4. 56	Brandon Allen vs. Toledo (3 rushes, 53 passes, 0 TD)	2015	
56	Joe Ferguson vs. Texas A&M (5 rushes, 51 passes, 1 TD)	1971	
6. 54	Clint Stoerner at Alabama (2 rushes, 52 passes, 1 TD)	1999	
54	Clint Stoerner at Ole Miss (15 rushes, 39 passes, 0 TD)	1997	
54	Clint Stoerner vs. Auburn (11 rushes, 43 passes, 2 TD)	1997	
54	Bill Montgomery at Texas (19 rushes, 35 passes, 1 TD)	1968	
10. 53	Cole Kelley at Alabama (11 rushes, 42 passes, TD)	2017	

SEASON

1. 498	Tyler Wilson (60 rushes, 438 passes, 28 TD)	2011
2. 466	Austin Allen (65 rushes, 401 passes, 27 TD)	2016
3. 461	Ryan Mallett (58 rushes, 403 passes, 32 TD)	2009
4. 455	Ryan Mallett (44 rushes, 411 passes, 36 TD)	2010
5. 442	Tyler Wilson (41 rushes, 401 passes, 21 TD)	2012
6. 438	Clint Stoerner (81 rushes, 357 passes, 14 TD)	1997
7. 429	Casey Dick (72 rushes, 357 passes, 16 TD)	2008
8. 426	Brandon Allen (56 rushes, 370 passes, 31 TD)	2015
9. 404	Barry Lunney Jr. (112 rushes, 292 passes, 15 TD)	1995
10. 381	Brandon Allen (42 rushes, 339 passes, 20 TD)	2014

CAREER

1. 1,200	Clint Stoerner (177 rushes, 1,023 passes, 62 TD)	1996-99
2. 1,192	Barry Lunney Jr. (336 rushes, 856 passes, 40 TD)	1992-95
3. 1,151	Brandon Allen (135 rushes, 1,016 passes, 68 TD)	2012-15
4. 1,137	Matt Jones (382 rushes, 755 passes, 77 TD)	2001-04
5. 1,058	Tyler Wilson (110 rushes, 948 passes, 56 TD)	2008-12
6. 978	Quinn Grovey (452 rushes, 526 passes, 50 TD)	1987-90
7. 973	Brad Taylor (329 rushes, 644 passes, 35 TD)	1981-84
8. 959	Casey Dick (105 rushes, 850 passes, 4 rec, 51 TD)	2005-08
9. 916	Ryan Mallett (102 rushes, 814 passes, 68 TD)	2009-10
10. 896	Bill Montgomery (294 rushes, 602 passes, 42 TD)	1981-84

YARDS

GAME			
1. 481	Tyler Wilson vs. Texas A&M (-29 rushing, 510 passing, 3 TD)	2011	
2. 448	Brandon Allen at Ole Miss (6 rushing, 442 passing, 6 TD)	2015	
3. 435	Brandon Allen vs. Toledo (23 rushing, 412 passing, 0 TD)	2015	
4. 426	Tyler Wilson vs. Rutgers (7 rushing, 419 passing, 3 TD)	2012	
5. 414	Ryan Mallett vs. Georgia (6 rushing, 408 passing, 5 TD)	2009	
6. 411	Brandon Allen vs. Miss. St. (5 rushing, 406 passing, 7 TD)	2015	
7. 402	Ryan Mallett vs. Vanderbilt (-7 rushing, 409 passing, 3 TD)	2010	
8. 401	Ryan Mallett vs. La. Monroe (1 rushing, 400 passing, 4 TD)	2010	
9. 397	Tyler Wilson vs. LSU (38 rushing, 359 passing, 1 TD)	2012	
10. 386	Ryan Mallett vs. Troy (-19 rushing, 405 passing, 5 TD)	2009	

SEASON

1. 3,795	Ryan Mallett (-74 rushing, 3,869 passing, 36 TD)	2010
2. 3,635	Tyler Wilson (-3 rushing, 3,638 passing, 28 TD)	2011
3. 3,595	Ryan Mallett (-29 rushing, 3,624 passing, 32 TD)	2009
4. 3,547	Brandon Allen (107 rushing, 3,440 passing, 31 TD)	2015
5. 3,394	Tyler Wilson (7 rushing, 3,387 passing, 21 TD)	2012
6. 3,304	Austin Allen (-126 rushing, 3,430 passing, 27 TDs)	2016
7. 2,695	Matt Jones (622 rushing, 2,073 passing, 21 TD)	2004
8. 2,624	Matt Jones (707 rushing, 1,917 passing, 26 TD)	2003
9. 2,572	Clint Stoerner (-57 rushing, 2,629 passing, 27 TD)	1998
10. 2,535	Casey Dick (-51 rushing, 2,586 passing, 17 TD)	2008

CAREER

1. 8,392	Matt Jones (2,535 rushing, 5,947 passing, 77 TD)	2001-04
2. 7,721	Tyler Wilson (-44 rushing, 7,765 passing, 56 TD)	2008-12
3. 7,596	Brandon Allen (133 rushing, 7,463 passing, 68 TD)	2012-15
4. 7,390	Ryan Mallett (-103 rushing, 7,493 passing, 68 TD)	2009-10
5. 7,049	Clint Stoerner (-373 rushing, 7,422 passing, 62 TD)	1996-99
6. 6,242	Quinn Grovey (1,756 rushing, 4,496 passing, 50 TD)	1987-90
7. 5,887	Barry Lunney Jr. (105 rushing, 5,782 passing, 40 TD)	1992-95
8. 5,623	Casey Dick (-233 rushing, 5,856 passing, 51 TD)	2005-08
9. 5,145	Brad Taylor (343 rushing, 4,802 passing, 35 TD)	1981-84
10. 5,052	Bill Montgomery (462 rushing, 4,590 passing, 42 TD)	1968-70

TOUCHDOWN RESPONSIBILITY

GAME			
1. 7	Brandon Allen vs. Mississippi State	2015	
2. 6	Brandon Allen at Ole Miss	2015	
6	Ryan Mallett vs. UTEP	2010	
6	Madre Hill vs. South Carolina	1995	
5. 5	Alex Collins vs. UT Martin	2015	
5	Tyler Wilson vs. Kentucky	2012	
5	Ryan Mallett vs. Mississippi State	2009	
5	Ryan Mallett vs. Troy	2009	
5	Ryan Mallett vs. Georgia	2009	
5	Quinn Grovey vs. Houston	1989	
5	Jessie Clark vs. Baylor	1981	
5	Gene Davidson vs. Oklahoma Mines	1916	
5	Gene Davidson vs. Hendrix	1915	

SEASON

1. 36	Ryan Mallett (4 rushing, 32 passing)	2010
2. 32	Ryan Mallett (2 rushing, 30 passing)	2009
3. 31	Brandon Allen (1 rushing, 30 passing)	2015
4. 28	Tyler Wilson (4 rushing, 24 passing)	2011
5. 27	Austin Allen (2 rushing, 25 passing)	2016
27	Clint Stoerner (1 rushing, 26 passing)	1998
7. 26	Matt Jones (8 rushing, 18 passing)	2003
8. 23	Quinn Grovey (5 rushing, 18 passing)	1990
9. 22	Brandon Allen (2 rushing, 20 passing)	2014
10. 21	Tyler Wilson (0 rushing, 21 passing)	2012
21	Matt Jones (6 rushing, 15 passing)	2004
21	Matt Jones (5 rushing, 16 passing)	2002
21	Clint Stoerner (2 rushing, 19 passing)	1999

CAREER

1. 77	Matt Jones (24 rushing, 53 passing)	2001-04
2. 68	Brandon Allen (4 rushing, 64 passing)	2012-15

68	Ryan Mallett (6 rushing, 62 passing)	2009-10
4. 62	Clint Stoerner (5 rushing, 57 passing)	1996-99
5. 56	Tyler Wilson (4 rushing, 52 passing)	2008-12
6. 51	Casey Dick (3 rushing, 47 passing, 1 receiving)	2005-08
51	Darren McFadden (41 rush, 7 pass, 2 rec., 1 ko ret.)	2005-07
8. 50	Quinn Grovey (21 rushing, 29 passing)	1987-90
9. 46	Bill Burnett (46 rushing, 0 passing)	1968-70
10. 42	Bill Montgomery (13 rushing, 29 passing)	1968-70

YARDS PER PLAY

SEASON (MIN. 150 PLAYS)

1. 8.34	Ryan Mallett (455 for 3,795)	2010
2. 8.33	Brandon Allen (426 for 3,547)	2015
3. 8.05	Matt Jones (326 for 2,624)	2003
4. 7.80	Ryan Mallett (461 for 3,595)	2009
5. 7.77	Matt Jones (347 for 2,695)	2004
6. 7.68	Tyler Wilson (442 for 3,394)	2012
7. 7.58	Felix Jones (154 for 1,168)	2006
8. 7.34	Jack Robbins (213 for 1,564)	1935
9. 7.30	Tyler Wilson (498 for 3,635)	2011
10. 7.12	Quinn Grovey (208 for 1,481)	1988

CAREER (MIN. 500 PLAYS)

1. 8.07	Ryan Mallett (916 for 7,390)	2009-10
2. 7.35	Matt Jones (1,137 for 8,352)	2001-04
3. 7.30	Tyler Wilson (1,058 for 7,721)	2008-12
4. 6.60	Brandon Allen (1,151 for 7,596)	2012-15
5. 6.38	Quinn Grovey (978 for 6,242)	1987-90
6. 5.94	Darren McFadden (807 for 4,795)	2005-07
7. 5.91	Jack Robbins (577 for 3,408)	1935-37
8. 5.87	Clint Stoerner (1,200 for 7,049)	1996-99
9. 5.86	Casey Dick (959 for 5,624)	2005-08
10. 5.74	Joe Ferguson (771 for 4,429)	1970-72



Arkansas' all-time leader in career yards (8,392) and career touchdowns (77), quarterback **MATT JONES** led the Razorbacks to a 7-1 record when he ran for 100 yards.



INDIVIDUAL ALL-PURPOSE RECORDS

ALL-PURPOSE YARDAGE

GAME

1.	355	Darren McFadden vs. South Carolina (38 plays, 1 TD)	2007
2.	315	Darren McFadden at South Carolina (29 plays, 2 TD)	2006
3.	303	Cobi Hamilton vs. Rutgers (10 plays, 3 TD)	2012
4.	293	Harry Jones vs. Oklahoma State (11 plays, 2 TD)	1965
5.	287	Felix Jones vs. Troy (16 plays, 2 TD)	2007
6.	281	Jarius Wright vs. Texas A&M (13 plays, 2 TD)	2011
7.	271	Dickey Morton at Baylor (28 plays, 2 TD)	1973
8.	259	Alex Collins vs. Kansas State (25 plays, 3 TD)*	2016
9.	253	Michael Smith at Kentucky (40 plays, 2 TD)	2008
10.	252	Dennis Johnson vs. South Carolina (21 plays, 1 TD)	2011

* 2016 AutoZone Liberty Bowl

SEASON

1.	2,310	Darren McFadden (362 plays, 17 TD)	2007
2.	2,058	Darren McFadden (305 plays, 16 TD)	2006
3.	1,990	Felix Jones (171 plays, 13 TD)	2007
4.	1,829	Felix Jones (192 plays, 10 TD)	2006
5.	1,746	Alex Collins (276 plays, 20 TD)	2015
6.	1,604	Dickey Morton (243 plays, 5 TD)	1973
7.	1,583	Madre Hill (330 plays, 16 TD)	1995
8.	1,580	Rawleigh Williams III (260 plays, 13 TDs)	2016
9.	1,513	Darren McFadden (202 plays, 11 TD)	2005
10.	1,472	Lance Alworth (169 plays, 5 TD)	1961

CAREER

1.	5,881	Darren McFadden (869 plays, 44 TD)	2005-07
2.	5,330	Dennis Johnson (527 plays, 20 TD)	2008-12
3.	5,099	Felix Jones (488 plays, 27 TD)	2005-07
4.	4,535	Gary Anderson (630 plays, 19 TD)	1979-82
5.	4,057	Alex Collins (698 plays, 36 TD)	2013-15
6.	4,070	Dickey Morton (647 plays, 17 TD)	1971-73
7.	3,750	Ben Cowins (662 plays, 30 TD)	1975-78
8.	3,657	Cedric Cobbs (636 plays, 28 TD)	1999-2003
9.	3,610	DeCori Birmingham (403 plays, 13 TD)	2001-04
10.	3,583	James Rouse (614 plays, 39 TD)	1985-89

SCORING - POINTS

GAME

1.	36	Madre Hill vs. South Carolina (6 TD)	1995
2.	33	Gene Davidson vs. Oklahoma Mines (5 TD, 3 PAT)	1916
	33	Gene Davidson vs. Hendrix (5 TD, 3 PAT)	1915
4.	30	Alex Collins vs. UT Martin (5 TD)	2015
	30	Jessie Clark vs. Baylor (5 TD)	1981
6.	26	Richard Miller vs. Central Missouri (4 TD, 2 PAT)	1927
	26	Gene Davidson vs. Central Missouri (4 TD, 2 PAT)	1917
8.	24	Rawleigh Williams III at Mississippi State (4 TD)	2016
	24	Jonathan Williams at Texas Tech (4 TD)	2014
	24	Darren McFadden vs. Florida International (4 TD)	2007
	24	James Rouse vs. New Mexico (4 TD)	1987
	24	Darryl Bowles vs. TCU (4 TD)	1980

SEASON

1.	120	Alex Collins (20 TD)	2015
	120	Bill Burnett (20 TD)	1969
3.	118	Zach Hocker (21 FG, 55 PAT)	2011
4.	109	Alex Tejada (17 FG, 58 PAT)	2007
5.	106	Alex Tejada (16 FG, 58 PAT)	2009
6.	104	Zach Hocker (16 FG, 56 PAT)	2010
7.	102	Darren McFadden (17 TD)	2007
	102	Kendall Trainor (24 FG, 30 PAT)	1988
	102	James Rouse (17 TD)	1987
10.	98	Darren McFadden (16 TD, 1 PAT)	2006
	98	Todd Wright (20 FG, 38 PAT)	1989



DARREN MCFADDEN is Arkansas' all-time career leader in all-purpose yards (5,881) and is the only Razorback to ever accumulate more than 2,000 all-purpose yards in a season (2006 and 2007).

CAREER

1.	354	Zach Hocker (61 FG, 171 PAT)	2010-13
2.	294	Bill Burnett (49 TD)	1968-70
3.	280	Steve Little (53 FG, 121 PAT)	1974-77
4.	268	Darren McFadden (44 TD, 2 two-point)	2005-07
5.	267	Todd Wright (60 FG, 87 PAT)	1989-92
6.	264	Kendall Trainor (51 FG, 111 PAT)	1985-88
7.	252	Todd Latourette (47 FG, 111 PAT)	1995-98
8.	247	Alex Tejada (37 FG, 136 PAT)	2007-10
9.	238	James Rouse (39 TD, 2 two-point)	1985-89
10.	220	Ish Ordonez (44 FG, 88 PAT)	1978-80

MOST TOUCHDOWNS

GAME

1.	6	Madre Hill vs. South Carolina	1995
2.	5	Alex Collins vs. UT Martin	2015
	5	Jessie Clark vs. Baylor	1981
	5	Gene Davidson vs. Oklahoma Mines	1916
	5	Gene Davidson vs. Hendrix	1915
6.	4	14 others (Most recent: R. Williams III at Mississippi St.)	2016

SEASON

1.	20	Alex Collins	2015
	20	Bill Burnett	1969
3.	17	Darren McFadden	2007
	17	James Rouse	1987
5.	16	Darren McFadden	2006
	16	Madre Hill	1995
	16	Bill Burnett	1968
	16	David Dickey	1967
	16	Bobby Burnett	1965
10.	14	Jonathan Williams	2014
	14	Knile Davis	2010
	14	Ben Cowins	1977
	14	Billy Moore	1962

CAREER

1.	49	Bill Burnett	1968-70
2.	44	Darren McFadden	2005-07
3.	39	James Rouse	1985-89
4.	36	Alex Collins	2013-15
5.	30	Ben Cowins	1975-78
6.	28	Cedric Cobbs	1999-2003
	28	David Dickey	1966-68
8.	27	Felix Jones	2005-07
	27	Marcus Monk	2004-07
	27	Madre Hill	1994-98



INDIVIDUAL KICKING RECORDS

FIELD GOAL ATTEMPTS

GAME		
1. 6	Brennan O'Donohoe at Tennessee (made 3)	2002
6	Greg Horne vs. Tulsa (made 4)	1984
3. 5	Zach Hocker vs. South Carolina (made 3)	2011
5	Todd Wright at Tennessee (made 4)	1992
5	Kendall Trainor vs. Texas A&M (made 5)	1988
5	Kendall Trainor vs. TCU (made 5)	1988
5	Steve Little vs. Tulsa (made 3)	1977
5	Bill McClard vs. SMU (made 3)	1970

SEASON

1. 30	Steve Little (made 19)	1977
2. 27	Zach Hocker (made 21)	2011
27	Kendall Trainor (made 24)	1988
4. 25	Todd Wright (made 17)	1992
5. 24	Connor Limpert (made 19)	2018
24	Todd Latourette (made 17)	1998
24	Bruce Lahay (made 19)	1981
8. 23	Alex Tejada (made 17)	2007
23	Todd Wright (made 20)	1989
23	Steve Little (made 11)	1976

CAREER

1. 89	Steve Little (made 53)	1974-77
2. 79	Zach Hocker (made 61)	2010-13
79	Todd Wright (made 60)	1989-92
4. 71	Todd Latourette (made 47)	1995-98
5. 69	Kendall Trainor (made 51)	1985-88
6. 62	Ish Ordonez (made 44)	1978-80
7. 54	Alex Tejada (made 37)	2007-10
8. 53	Greg Horne (made 29)	1983-84
9. 52	Connor Limpert (made 41)	2016-19
10. 46	Bill McClard (made 29)	1969-71

FIELD GOALS MADE

GAME		
1. 5	Kendall Trainor vs. Texas A&M (att. 5)	1988
5	Kendall Trainor vs. TCU (att. 5)	1988
3. 4	Connor Limpert vs. Ole Miss (att. 4)	2018
4	Chris Balseiro vs. Missouri (att. 4)	2003
4	Todd Wright at Auburn (att. 4)	1992
4	Todd Wright at Tennessee (att. 5)	1992
4	Todd Wright vs. UTEP (att. 4)	1989
4	Kendall Trainor at Houston (att. 4)	1988
4	Greg Horne vs. Tulsa (att. 6)	1984
4	Bruce Lahay at Texas Tech (att. 4)	1981
4	Steve Little at Rice (att. 4)	1975

SEASON

1. 24	Kendall Trainor (att. 27)	1988
2. 21	Zach Hocker (att. 27)	2011
3. 20	Todd Wright (att. 23)	1989
4. 19	Connor Limpert (att. 24)	2018
19	Bruce Lahay (att. 24)	1981
19	Steve Little (att. 30)	1977
7. 18	Ish Ordonez (att. 22)	1978
8. 17	Alex Tejada (att. 23)	2007
17	Todd Latourette (att. 24)	1998
17	Todd Wright (att. 25)	1992

CAREER

1. 61	Zach Hocker (att. 79)	2010-13
2. 60	Todd Wright (att. 79)	1989-92
3. 53	Steve Little (att. 89)	1974-77
4. 51	Kendall Trainor (att. 69)	1985-88
5. 47	Todd Latourette (att. 71)	1995-98
6. 44	Ish Ordonez (att. 62)	1978-80
7. 41	Connor Limpert (att. 52)	2016-19
8. 37	Alex Tejada (att. 54)	2007-10
9. 29	Greg Horne (att. 53)	1983-86
29	Bill McClard (att. 46)	1969-71

FIELD GOAL PERCENTAGE

SEASON (MIN. 10 MADE)		
1. .889	Kendall Trainor (24-27)	1988
2. .870	Todd Wright (20-23)	1989
3. .867	Zach Hocker (13-15)	2013
4. .842	Zach Hocker (16-19)	2010
5. .818	Ish Ordonez (18-22)	1979
6. .792	Connor Limpert (19-24)	2018
.792	Bruce Lahay (19-24)	1981
8. .786	Todd Wright (11-14)	1990
9. .778	Zach Hocker (21-27)	2011
10. .769	Kendall Trainor (10-13)	1986

CAREER (MIN. 20 MADE)

1. .786	Connor Limpert (41-52)	2016-19
2. .772	Zach Hocker (61-79)	2010-13
3. .759	Todd Wright (60-79)	1989-92
4. .739	Kendall Trainor (51-69)	1985-88
5. .710	Ish Ordonez (44-62)	1978-80
6. .700	Chris Balseiro (28-40)	2002-05
7. .688	Brennan O'Donohoe (22-32)	2000-02
8. .682	Alex Tejada (37-54)	2007-10
9. .662	Todd Latourette (47-71)	1995-98
10. .630	Bill McClard (29-46)	1969-71

LONGEST FIELD GOALS

1. 67	Steve Little vs. Texas	1977
2. 61	Steve Little vs. Tulsa	1976
3. 60	Bill McClard vs. SMU	1970
4. 58	Kendall Trainor vs. Miami	1988
5. 57	Steve Little vs. Baylor	1977
57	Steve Little vs. Oklahoma State	1976
7. 55	Connor Limpert vs. Vanderbilt	2018
55	Kendall Trainor vs. Tulsa	1986
9. 54	Connor Limpert vs. Colorado State	2019
54	Connor Limpert vs. North Texas	2019
54	Adam McFain at Auburn	2016
54	Zach Hocker vs. Mississippi State	2013

MOST CONSECUTIVE FGs MADE

1. 24	Kendall Trainor	1988
-------	-----------------	------



ZACH HOCKER finished his career in 2013 as Arkansas' all-time leading scorer, totaling 354 points. Hocker also holds Razorback records for career field goals and field goal percentage.



INDIVIDUAL KICKING RECORDS

PAT ATTEMPTS

GAME		
1. 9	Cole Hedlund vs. UT Martin	2015
9	John Henson vs. Nicholls	2014
9	Alex Tejada vs. Eastern Michigan	2009
9	Alex Tejada vs. North Texas	2007
9	Jeremy Davis vs. Southeast Missouri State	2006
9	Chris Balseiro vs. New Mexico State	2004
9	Kendall Trainor vs. Pacific	1988
9	Elvin Geiser vs. Hendrix	1933
9. 8	Alex Tejada vs. Troy	2009
8	Bill McClard vs. North Texas State	1971
8	Bill McClard vs. Wichita State	1970
8	Bob White vs. Tulsa	1968
8	Tom McNelly vs. Tulsa	1963

SEASON

1. 60	Alex Tejada (made 58)	2007
2. 59	Alex Tejada (made 58)	2009
3. 58	Cole Hedlund (made 58)	2015
4. 57	Zach Hocker (made 55)	2011
5. 56	Zach Hocker (made 56)	2010
6. 51	Bill McClard (made 50)	1970
7. 48	Jeremy Davis (made 46)	2006
8. 44	Bill McClard (made 40)	1969
44	Ronny South (made 42)	1965
10. 41	Chris Balseiro (made 40)	2004
41	Chris Balseiro (made 40)	2003
41	Todd Latourette (made 41)	1998
41	Bob White (made 36)	1968

CAREER

1. 173	Zach Hocker (made 171)	2010-13
2. 140	Alex Tejada (made 136)	2007-10
3. 133	Bill McClard (made 125)	1969-71
4. 131	Steve Little (made 121)	1974-77
5. 116	Kendall Trainor (made 111)	1985-88
6. 114	Chris Balseiro (made 111)	2002-05
7. 113	Todd Latourette (made 111)	1995-98
8. 93	Connor Limpert (made 91)	2016-19
93	Ish Ordonez (made 88)	1978-80
10. 91	Cole Hedlund (made 91)	2015-17
91	Todd Wright (made 87)	1989-92

PATS MADE

GAME		
1. 9	Cole Hedlund vs. UT Martin	2015
9	John Henson vs. Nicholls	2014
9	Alex Tejada vs. Eastern Michigan	2009
9	Alex Tejada vs. North Texas	2007
9	Jeremy Davis vs. Southeast Missouri State	2006
9	Chris Balseiro vs. New Mexico State	2004
9	Kendall Trainor vs. Pacific	1988
9	Elvin Geiser vs. Hendrix	1933
9. 8	Alex Tejada vs. Troy	2009
8	Bill McClard vs. Wichita State	1970
8	Bob White vs. Tulsa	1968
8	Tom McNelly vs. Tulsa	1963

SEASON

1. 58	Cole Hedlund (att. 58)	2015
58	Alex Tejada (att. 59)	2009
58	Alex Tejada (att. 60)	2007
4. 56	Zach Hocker (att. 56)	2010
5. 55	Zach Hocker (att. 57)	2011
6. 50	Bill McClard (att. 51)	1970
7. 46	Jeremy Davis (att. 48)	2006
8. 42	Ronny South (att. 44)	1965
9. 41	Todd Latourette (att. 41)	1998
10. 40	Chris Balseiro (att. 41)	2004
40	Chris Balseiro (att. 41)	2003
40	Bill McClard (att. 44)	1969

CAREER

1. 171	Zach Hocker (att. 173)	2010-13
2. 136	Alex Tejada (att. 141)	2007-10
3. 125	Bill McClard (att. 133)	1969-71
4. 121	Steve Little (att. 131)	1974-77
5. 111	Chris Balseiro (att. 114)	2002-05
111	Todd Latourette (att. 113)	1995-98
111	Kendall Trainor (att. 116)	1985-88
8. 91	Connor Limpert (att. 93)	2016-19
91	Cole Hedlund (att. 91)	2015-17
10. 88	Ish Ordonez (att. 93)	1978-80

KICK SCORING

GAME		
1. 19	Kendall Trainor vs. TCU (5-5 FG, 4-4 PAT)	1988
2. 17	Alex Tejada vs. Troy (4-4 FG, 5-5 PAT)	2007
3. 16	Alex Tejada vs. Florida International (3-3 FG, 7-7 PAT)	2007
4. 15	Todd Wright vs. UTEP (4-4 FG, 3-4 PAT)	1989
15	Kendall Trainor vs. Texas A&M (5-5 FG, 0-0 PAT)	1988
6. 14	Zach Hocker vs. Mississippi State (3-4 FG, 5-5 PAT)	2011
14	Zach Hocker vs. South Carolina (3-5 FG, 5-5 PAT)	2011
14	Tony Dodson vs. Louisiana Monroe (3-3 FG, 5-5 PAT)	1999
14	Todd Latourette vs. SMU (3-3 FG, 5-5 PAT)	1998
14	Kendall Trainor at Houston (4-4 FG, 2-2 PAT)	1988
14	Bruce Lahay at Texas Tech (4-4 FG, 2-2 PAT)	1981
14	Steve Little vs. TCU (3-3 FG, 5-5 PAT)	1976
14	Bill McClard vs. Wichita State (2-2 FG, 8-8 PAT)	1970

SEASON

1. 118	Zach Hocker (21 FG, 55 PAT)	2011
2. 109	Alex Tejada (17 FG, 58 PAT)	2007
3. 106	Alex Tejada (16 FG, 58 PAT)	2009
4. 104	Zach Hocker (16 FG, 56 PAT)	2010
5. 102	Kendall Trainor (24 FG, 30 PAT)	1988
6. 98	Todd Wright (20 FG, 38 PAT)	1989
7. 94	Steve Little (19 FG, 37 PAT)	1977
8. 92	Todd Latourette (17 FG, 41 PAT)	1998
9. 88	Bruce Lahay (19 FG, 31 PAT)	1981
10. 86	Connor Limpert (19 FG, 29 PAT)	2018

CAREER

1. 354	Zach Hocker (61 FG, 171 PAT)	2010-13
2. 280	Steve Little (53 FG, 121 PAT)	1974-77
3. 267	Todd Wright (60 FG, 87 PAT)	1989-92
4. 264	Kendall Trainor (51 FG, 111 PAT)	1985-88
5. 252	Todd Latourette (47 FG, 111 PAT)	1995-98
6. 247	Alex Tejada (37 FG, 136 PAT)	2007-10
7. 220	Ish Ordonez (44 FG, 88 PAT)	1978-80
8. 214	Connor Limpert (41 FG, 91 PAT)	2016-19
9. 212	Bill McClard (29 FG, 125 PAT)	1969-71
10. 195	Chris Balseiro (28 FG, 111 PAT)	2002-05



ALEX TEJADA registered two of the three highest-scoring seasons in Razorback history in 2007 and 2009 and was named to Arkansas' all-decade team for the 2000s.



INDIVIDUAL PUNTING RECORDS

PUNTS

GAME

1.	11	Greg Horne at Baylor (445 yards for 40.4 avg.)	1984
	11	Bobby Nix at SMU (506 yards for 46.0 avg.)	1963
3.	10	Toby Baker at Auburn (415 yards for 41.5 avg.)	2016
	10	Toby Baker at Alabama (402 yards for 40.2 avg.)	2015
	10	Richie Butler vs. UNLV (434 yards for 43.4 avg.)	2001
	10	Drew Toole vs. Rice (365 yards for 36.5 avg.)	1972
	10	Lance Alworth vs. Tulsa (301 yards for 30.1 avg.)	1961
	10	Lamar McHan vs. Santa Clara (395 yards for 39.5 avg.)	1951
	10	Lamar McHan vs. Texas (382 yards for 38.2 avg.)	1951
	10	George Cole at Oklahoma State (390 yards for 39.0 avg.)	1926
	10	Gene Davidson vs. Oklahoma (245 yards for 24.5 avg.)	1915

SEASON

1.	70	Matt Wait (2,935 yards for 41.9 avg.)	1997
2.	69	Richie Butler (2,715 yards for 39.3 avg.)	2002
	69	Matt Wait (2,777 yards for 40.3 avg.)	1996
4.	68	Pete Raether (2,938 yards for 43.2 avg.)	1992
5.	67	Richie Butler (2,848 yards for 42.5 avg.)	2001
6.	65	Richie Butler (2,784 yards for 42.8 avg.)	2000
	65	Pete Raether (2,836 yards for 43.6 avg.)	1991
8.	64	Lamar McHan (2,377 yards for 37.1 avg.)	1951
	64	Aubrey Fowler (2,214 yards for 34.6 avg.)	1946
	64	Kay Eakin (2,448 yards for 38.3 avg.)	1939

CAREER

1.	251	Matt Wait (10,177 yards for 40.5 avg.)	1994-97
2.	231	Richie Butler (9,546 yards for 41.3 avg.)	1999-02
3.	219	Dylan Breeding (9,387 yards for 42.9 avg.)	2009-12
4.	192	Jacob Skinner (7,554 yards for 39.3 avg.)	2003-06
5.	180	Greg Horne (8,000 yards for 44.4 avg.)	1983-86
6.	157	Pete Raether (6,743 yards for 42.9 avg.)	1990-92
7.	145	Lamar McHan (5,504 yards for 38.0 avg.)	1951-53
8.	142	Jeremy Davis (5,842 yards for 41.1 avg.)	2004-08
9.	133	Kay Eakin (5,250 yards for 39.5 avg.)	1937-39
10.	129	Bruce Lahay (5,011 yards for 38.8 avg.)	1978-79, 81

LONGEST PUNTS

1.	86	Steve Cox vs. Texas	1986
2.	83	Pete Raether vs. Louisiana	1991
	83	Harold Cox vs. SMU	1943
4.	81	Lamar McHan vs. Texas	1951
	81	Kay Eakin vs. TCU	1938
6.	80	Allen Meacham vs. Baylor	1988
7.	79	Sam Irwin-Hill vs. South Carolina	2013
	79	Richie Butler vs. Alabama	2002
	79	Jack Robbins vs. TCU	1937
10.	78	Gerald Nesbitt vs. SMU	1955
	78	Louis Schaufele vs. William & Mary	1948
	78	Louis Schaufele vs. Texas A&M	1948

PUNTING YARDAGE

GAME

1.	506	Bobby Nix at SMU (11 punts)	1965
2.	445	Greg Horne at Baylor (11 punts)	1984
3.	434	Richie Butler vs. UNLV (10 punts)	2001
4.	415	Toby Baker at Auburn (10 punts)	2016
5.	412	Matt Wait vs. South Carolina (9 punts)	1997
6.	402	Toby Baker at Alabama (10 punts)	2015
7.	395	Lamar McHan vs. Santa Clara (10 punts)	1951
8.	390	George Cole vs. Oklahoma State (10 punts)	1926
9.	389	Richie Butler vs. Alabama (8 punts)	2002
10.	382	Lamar McHan vs. Texas (10 punts)	1951



DYLAN BREEDING was a two-time All-SEC punter for the Razorbacks and ranks in the top five in career punting yardage and punting average.

SEASON

1.	2,938	Pete Raether (68 for 43.2 avg.)	1992
2.	2,935	Matt Wait (70 for 41.9 avg.)	1997
3.	2,848	Richie Butler (67 for 42.5 avg.)	2001
4.	2,836	Pete Raether (65 for 43.6 avg.)	1991
5.	2,797	Steve Little (63 for 44.4 avg.)	1976
6.	2,784	Richie Butler (65 for 42.8 avg.)	2000
7.	2,777	Matt Wait (69 for 40.3 avg.)	1996
8.	2,715	Richie Butler (69 for 39.3 avg.)	2002
9.	2,532	Toby Baker (57 for 44.4 avg.)	2016
10.	2,460	Jeremy Davis (57 for 41.1 avg.)	2008

CAREER

1.	10,177	Matt Wait (251 for 40.5 avg.)	1994-97
2.	9,546	Richie Butler (231 for 41.3 avg.)	1999-2002
3.	9,387	Dylan Breeding (219 for 42.9 avg.)	2009-12
4.	8,000	Greg Horne (180 for 44.4 avg.)	1983-86
5.	7,554	Jacob Skinner (192 for 39.3 avg.)	2003-06
6.	6,743	Pete Raether (157 for 42.9 avg.)	1990-92
7.	5,842	Jeremy Davis (142 for 41.1 avg.)	2004-08
8.	5,504	Lamar McHan (145 for 38.0 avg.)	1951-53
9.	5,250	Kay Eakin (133 for 39.5 avg.)	1937-39
10.	5,227	Jacob Skinner (131 for 39.9 avg.)	2003-06

PUNTING AVERAGE

GAME (MIN. 2 PUNTS)

1.	70.0	Steve Cox at Texas (2 punts)	1980
2.	59.0	Allen Meacham at Baylor (2 punts)	1988
3.	58.3	Dylan Breeding vs. Tulsa (3 punts)	2012
4.	57.8	Pete Raether at Texas Tech (4 punts)	1991
5.	57.0	Zach Hocker at Rutgers (3 punts)	2013
6.	56.5	Mike Kirkland at Texas Tech (2 punts)	1972
7.	54.6	Greg Horne at Texas Tech (3 punts)	1983
8.	54.5	Gerald Nesbitt at SMU (2 punts)	1957
9.	53.5	Sam Irwin-Hill vs. South Carolina (4 punts)	2013
	53.5	Richie Butler vs. Boise State (4 punts)	2000

SEASON (MIN. 4 PUNTS PER GAME)

1.	47.2	Greg Horne (49 for 2,313 yards)	1986
2.	46.5	Steve Cox (47 for 2,186 yards)	1980
3.	45.6	Dylan Breeding (53 for 2,416 yards)	2012
4.	45.3	Dylan Breeding (53 for 2,400 yards)	2011
5.	44.4	Toby Baker (57 for 2,532 yards)	2016
	44.4	Steve Little (63 for 2,797 yards)	1976
7.	44.3	Steve Little (48 for 2,127 yards)	1977
8.	43.8	Greg Horne (51 for 2,234 yards)	1984
9.	43.6	Pete Raether (65 for 2,836 yards)	1991
10.	43.2	Jeremy Davis (57 for 2,460 yards)	2008
	43.2	Pete Raether (68 for 2,938 yards)	1992

CAREER (MIN. 85 PUNTS)

1.	45.2	Steve Cox (89 for 4,026 yards)	1979-80
2.	44.4	Greg Horne (180 for 8,000 yards)	1983-86
	44.4	Steve Little (111 for 4,924 yards)	1974-77
4.	43.0	Toby Baker (101 for 4,340 yards)	2014-16
5.	42.9	Dylan Breeding (219 for 9,387 yards)	2009-12
	42.9	Pete Raether (157 for 6,743 yards)	1990-92
7.	42.0	Sam Irwin-Hill (104 for 4,364 yards)	2013-14
8.	41.7	Brad Taylor (99 for 4,131 yards)	1981-83
9.	41.3	Richie Butler (231 for 9,546 yards)	1999-2002
10.	41.1	Jeremy Davis (142 for 5,842 yards)	2004-08



INDIVIDUAL RETURN RECORDS

PUNT RETURNS

GAME

1. 9	Ken Hatfield vs. Rice (89 yards)	1964
2. 8	Bobby Joe Edmonds at Ole Miss (53 yards)	1985
8	Gary Anderson at Texas Tech (130 yards)	1979
4. 7	Jack Morris vs. North Texas (146 yards)	1971
7	Gary Adams at TCU (59 yards)	1968
7	Gary Adams vs. TCU (91 yards)	1967
7	Gary Adams vs. Oklahoma State (33 yards)	1967
7	Lance Alworth vs. Tulsa (136 yards)	1961

SEASON

1. 40	Bobby Joe Edmonds (466 yards)	1985
2. 36	Orlando Watters (290 yards)	1992
36	Vaughn Lusby (294 yards)	1977
4. 34	Gary Anderson (286 yards)	1979
5. 31	Ken Hatfield (518 yards)	1964
6. 29	Gary Anderson (222 yards)	1982
29	Gary Anderson (252 yards)	1981
29	Vaughn Lusby (161 yards)	1976
9. 28	DeCori Birmingham (342 yards)	2002
28	Orlando Watters (157 yards)	1993
28	Gary Adams (290 yards)	1967
28	Lance Alworth (336 yards)	1961

CAREER

1. 115	Gary Anderson (1,004 yards)	1979-82
2. 93	Bobby Joe Edmonds (959 yards)	1982-85
3. 86	Vaughn Lusby (625 yards)	1974, 76-78
4. 78	Tim Horton (657 yards)	1986-89
5. 72	Ken Hatfield (1,153 yards)	1962-64
6. 64	Orlando Watters (447 yards)	1991-93
7. 53	Marvin Jackson (594 yards)	2001, 03
8. 52	DeCori Birmingham (546 yards)	2001-04
9. 51	Lance Alworth (690 yards)	1959-61
10. 49	Gary Adams (505 yards)	1966-68

PUNT RETURN YARDAGE

GAME

1. 174	Joe Adams vs. Missouri State (6 returns)	2011
2. 146	Jack Morris vs. North Texas State (7 returns)	1971
3. 136	Lance Alworth vs. Tulsa (7 returns)	1961
4. 134	Terry Stewart vs. Wichita State (4 returns)	1969
5. 130	Gary Anderson at Texas Tech (8 returns)	1979
6. 120	Joe Adams vs. Ole Miss (3 returns)	2010
7. 104	Marvin Jackson at Kentucky (4 returns)	2003
104	Orlando Watters at South Carolina (5 returns)	1992
9. 102	Marvin Jackson vs. New Mexico State (3 returns)	2003
102	Michael James vs. SMU (2 returns)	1991

SEASON

1. 518	Ken Hatfield (31 returns)	1964
2. 466	Bobby Joe Edmonds (40 returns)	1985
3. 395	Aubrey Fowler (23 returns)	1947
4. 375	Martine Bercher (24 returns)	1966
5. 350	Ken Hatfield (21 returns)	1963
6. 342	DeCori Birmingham (28 returns)	2002
7. 336	Lance Alworth (28 returns)	1961
8. 329	Marvin Jackson (26 returns)	2003
9. 321	Joe Adams (19 returns)	2011
10. 307	Lance Alworth (18 returns)	1960

CAREER

1. 1,153	Ken Hatfield (72 returns)	1962-64
2. 1,004	Gary Anderson (115 returns)	1979-82
3. 959	Bobby Joe Edmonds (93 returns)	1982-85
4. 690	Lance Alworth (51 returns)	1959-61
5. 657	Tim Horton (78 returns)	1986-89
6. 642	Aubrey Fowler (45 returns)	1946-47
7. 625	Vaughn Lusby (86 returns)	1974, 76-78
8. 594	Marvin Jackson (53 returns)	2001, 03
594	Johnny Cole (39 returns)	1950-52
10. 570	Joe Adams (36 returns)	2008-11

PUNT RETURN AVERAGE

SEASON (MIN. 15 RETURNS)

1. 18.31	Johnny Cole (16 for 293 yards)	1950
2. 17.17	Aubrey Fowler (23 for 395 yards)	1947
3. 17.06	Lance Alworth (18 for 307 yards)	1960
4. 16.89	Joe Adams (19 for 321 yards)	2011
5. 16.71	Ken Hatfield (31 for 518 yards)	1964
6. 16.67	Ken Hatfield (21 for 350 yards)	1963
7. 15.63	Martine Bercher (24 for 375 yards)	1966
8. 15.56	Joe Adams (16 for 249 yards)	2010
9. 15.53	Johnny Cole (15 for 233 yards)	1951
10. 14.32	Michael James (19 for 272 yards)	1991

CAREER (MIN. 25 RETURNS)

1. 16.01	Ken Hatfield (72 for 1,153 yards)	1962-64
2. 15.83	Joe Adams (36 for 570 yards)	2008-11
3. 15.63	Johnny Cole (38 for 594 yards)	1950-52
4. 15.32	Martine Bercher (25 for 383 yards)	1965-66
5. 14.27	Aubrey Fowler (45 for 642 yards)	1946-47
6. 13.53	Lance Alworth (51 for 690 yards)	1959-61
7. 12.92	Dean Pryor (25 for 323 yards)	1950-52
8. 11.21	Marvin Jackson (53 for 594 yards)	2001, 03
9. 10.50	DeCori Birmingham (52 for 546 yards)	2001-04
10. 10.31	Bobby Joe Edmonds (93 for 959 yards)	1982-85
10.31	Gary Adams (49 for 505 yards)	1966-68

KICKOFF RETURNS

GAME

1. 8	Cobi Hamilton at Auburn (142 yards)	2010
2. 7	Deon Stewart vs. LSU (117 yards)	2016
7	D'Arthur Cowan at Mississippi State (108 yards)	2012
7	Fred Talley vs. Boise State (135 yards)	2000
5. 6	Dennis Johnson vs. LSU (103 yards)	2008
6	Dennis Johnson at Texas (150 yards)	2008
6	Dennis Johnson vs. Alabama (142 yards)	2008
6	DeCori Birmingham vs. Alabama (197 yards)	2002
6	Steven Harris vs. Ole Miss (124 yards)	2000
6	Rod Stinson vs. Tennessee (109 yards)	1999
6	Donnie Centers at Baylor (145 yards)	1986
6	Carl Miller at SMU (111 yards)	1984

SEASON

1. 41	Dennis Johnson (905 yards)	2008
2. 40	Dennis Johnson (1,031 yards)	2009
3. 29	De'Vion Warren (765 yards)	2017
4. 28	DeCori Birmingham (638 yards)	2002
5. 25	Cedric Washington (497 yards)	2003
6. 23	Lance Ray (518 yards)	2010
23	Felix Jones (554 yards)	2006
23	Barry Foster (445 yards)	1988
9. 22	Felix Jones (652 yards)	2007
22	Jon Richardson (501 yards)	1972

CAREER

1. 119	Dennis Johnson (2,784 yards)	2008-12
2. 62	Felix Jones (1,749 yards)	2005-07
3. 61	DeCori Birmingham (1,321 yards)	2001-04
4. 55	Derek Holloway (1,209 yards)	1979-82
5. 51	Barry Foster (1,008 yards)	1987-89
6. 43	Carl Miller (1,016 yards)	1983-85
7. 38	Darren McFadden (926 yards)	2005-07
8. 36	Cedric Washington (701 yards)	2003-06
9. 35	Jon Richardson (780 yards)	1970-72
10. 31	Ron Dickerson (776 yards)	1989-92
31	Lance Alworth (740 yards)	1959-61

KICKOFF RETURN YARDAGE

GAME

1. 197	DeCori Birmingham vs. Alabama (6 returns)	2002
2. 152	Derek Holloway at Houston (4 returns)	1980
3. 150	Dennis Johnson at Texas (6 returns)	2008
4. 147	Felix Jones at Southern California (4 returns)	2005
5. 146	Carl Miller vs. Baylor (3 returns)	1983
6. 145	Dennis Johnson vs. Auburn (3 returns)	2009
145	Donnie Centers at Baylor (6 returns)	1986
8. 144	Felix Jones vs. Troy (3 returns)	2007
9. 142	Cobi Hamilton at Auburn (8 returns)	2010
10. 142	Dennis Johnson vs. Alabama (6 returns)	2008

SEASON

1. 1,031	Dennis Johnson (40 returns)	2009
2. 905	Dennis Johnson (41 returns)	2008
3. 765	De'Vion Warren (29 returns)	2017
4. 652	Felix Jones (22 returns)	2007
5. 638	DeCori Birmingham (28 returns)	2002
6. 554	Felix Jones (23 returns)	2006
7. 543	Felix Jones (17 returns)	2005
8. 518	Lance Ray (23 returns)	2010
9. 501	Jon Richardson (22 returns)	1972
10. 497	Cedric Washington (25 returns)	2003
497	Ron Dickerson (20 returns)	1992

CAREER

1. 2,784	Dennis Johnson (119 returns)	2008-12
2. 1,749	Felix Jones (62 returns)	2005-07
3. 1,321	DeCori Birmingham (61 returns)	2001-04
4. 1,209	Derek Holloway (55 returns)	1979-82
5. 1,016	Carl Miller (43 returns)	1982-85
6. 1,008	Barry Foster (51 returns)	1987-89
7. 926	Darren McFadden (38 returns)	2005-07
8. 780	Jon Richardson (35 returns)	1970-72
9. 776	Ron Dickerson (31 returns)	1989-92
10. 765	De'Vion Warren (29 returns)	2017

KICKOFF RETURN AVERAGE

SEASON (MIN. 13 RETURNS)

1. 31.94	Felix Jones (17 for 543 yards)	2005
2. 29.64	Felix Jones (22 for 652 yards)	2007
3. 28.50	De'Vion Warren (14 for 399 yards)	2018
4. 26.38	De'Vion Warren (29 for 765 yards)	2017
5. 25.78	Dennis Johnson (40 for 1,031 yards)	2009
6. 25.61	Dennis Johnson (18 for 461 yards)	2011
7. 25.57	Marquel Wade (14 for 358 yards)	2011
8. 25.31	Jack Brasuell (13 for 329 yards)	1963
9. 24.85	Ron Dickerson (20 for 497 yards)	1992
10. 24.09	Felix Jones (23 for 554 yards)	2006

CAREER (MIN. 20 RETURNS)

1. 28.21	Felix Jones (62 for 1,749 yards)	2005-07
2. 26.14	Dickey Morton (22 for 575 yards)	1971-73
3. 25.25	De'Vion Warren (59 returns for 1,490 yards)	2017-19
4. 25.03	Ron Dickerson (31 for 776 yards)	1989-92
5. 24.80	Korliss Marshall (28 for 693 yards)	2013-14
6. 24.40	Darren McFadden (38 for 926 yards)	2005-07
7. 23.87	Lance Alworth (31 for 740 yards)	1959-61
8. 23.63	Carl Miller (43 for 1,016 yards)	1983-85
9. 23.39	Dennis Johnson (119 for 2,784 yards)	2008-12
10. 22.48	David Dickey (21 for 472 yards)	1966-68



INDIVIDUAL RETURN RECORDS

TOTAL RETURNS

GAME

1.	9	Bobby Joe Edmonds at Ole Miss (8 PR, 1 KR)	1985
	9	Ken Hatfield vs. Rice (9 PR, 0 KR)	1964
3.	8	Cobi Hamilton at Auburn (0 PR, 8 KR)	2010
	8	DeCori Birmingham vs. Alabama (2 PR, 6 KR)	2002
	8	Gary Anderson at Texas Tech (8 PR, 0 KR)	1979
	8	Mike Higgins vs. Ole Miss (4 PR, 1 KR)	1994
7.	7	12 times (Most recent: Deon Stewart vs. LSU)	2016

SEASON

1.	56	DeCori Birmingham (28 PR, 28 KR)	2002
2.	50	Gary Anderson (34 PR, 16 KR)	1979
3.	46	Orlando Watters (28 PR, 18 KR)	1993
4.	43	Ken Hatfield (31 PR, 12 KR)	1964
5.	41	Dennis Johnson (0 PR, 41 KR)	2008
	41	Bobby Joe Edmonds (40 PR, 1 KR)	1985
	41	Lance Alworth (28 PR, 13 KR)	1961
8.	40	Dennis Johnson (0 PR, 40 KR)	2009
9.	37	Orlando Watters (36 PR, 1 KR)	1992
10.	36	Vaughn Lusby (36 PR, 0 KR)	1977

CAREER

1.	137	Gary Anderson (115 PR, 22 KR)	1979-82
2.	119	Dennis Johnson (0 PR, 119 KR)	2008-12
3.	113	DeCori Birmingham (52 PR, 61 KR)	2001-04
4.	96	Bobby Joe Edmonds (93 PR, 3 KR)	1982-85
5.	91	Vaughn Lusby (86 PR, 5 KR)	1974, 76-78
	91	Ken Hatfield (72 PR, 19 KR)	1962-64
7.	83	Orlando Watters (64 PR, 19 KR)	1991-92
8.	82	Lance Alworth (51 PR, 31 KR)	1959-61
9.	80	Tim Horton (78 PR, 2 KR)	1986-89
10.	63	Felix Jones (1 PR, 62 KR)	2005-07

TOTAL RETURN YARDAGE

GAME

1.	219	DeCori Birmingham vs. Alabama (8 returns)	2002
2.	174	Joe Adams vs. Missouri State (6 returns)	2011
3.	152	Derek Holloway vs. Houston (4 returns)	1980
4.	150	Dennis Johnson at Texas (6 returns)	2008
5.	147	Felix Jones vs. Southern California (4 returns)	2005
6.	146	Carl Miller vs. Baylor (3 returns)	1983
	146	Jack Morris vs. North Texas (7 returns)	1971
8.	145	Dennis Johnson vs. Auburn (3 returns)	2009
	145	Donnie Centers vs. Baylor (6 returns)	1986
10.	144	Felix Jones vs. Troy (3 returns)	2007

SEASON

1.	1,031	Dennis Johnson (40/1,031 KR)	2009
2.	980	DeCori Birmingham (28/342 PR, 28/638 KR)	2002
3.	905	Dennis Johnson (41/905 KR)	2008
4.	771	Ken Hatfield (31/518 PR, 12/253 KR)	1964
5.	765	De'Vion Warren (29/765 KR)	2017
6.	652	Felix Jones (22/652 KR)	2007
7.	636	Lance Alworth (28/336 PR, 13/300 KR)	1961
8.	635	Lance Alworth (18/307 PR, 14/328 KR)	1960
9.	629	Gary Anderson (34/286 PR, 16/343 KR)	1979
10.	554	Felix Jones (23/554 KR)	2006
	554	Felix Jones (1/11 PR, 17/543 KR)	2005

CAREER

1.	2,784	Dennis Johnson (19/2,784 KR)	2008-12
2.	1,867	DeCori Birmingham (52/546 PR, 61/1,321 KR)	2001-04
3.	1,760	Felix Jones (1/11 PR, 62/1,749 KR)	2005-07
4.	1,604	Ken Hatfield (72/1,153 PR, 19/451 KR)	1962-64
5.	1,461	Gary Anderson (115/1,004 PR, 22/457 KR)	1979-82
6.	1,430	Lance Alworth (51/690 PR, 31/740 KR)	1959-61
7.	1,253	Derek Holloway (4/44 PR, 55/1,209 KR)	1979-82
8.	1,020	Bobby Joe Edmonds (93/959 PR, 3/61 KR)	1982-85
9.	1,016	Carl Miller (43/1,016 KR)	1983-85
10.	1,008	Barry Foster (51/1,008 KR)	1987-89



An All-SEC selection in 2012, **DENNIS JOHNSON** holds SEC records in both career kickoff returns (119) and career kickoff return yardage (2,784).



INDIVIDUAL DEFENSE RECORDS

TACKLES

GAME

1.	29	Ronnie Caveness vs. Texas	1963
2.	25	Ronnie Caveness at Texas	1964
3.	24	Cliff Powell vs. Texas	1969
4.	23	Ronnie Caveness vs. Missouri	1963
5.	22	Ken Hamlin vs. Troy	2002
	22	Quinton Caver vs. Alabama	2000
	22	Loyd Phillips vs. Tulsa	1965
8.	21	William Hampton vs. Oklahoma State	1977
	21	Ronnie Caveness vs. Baylor	1963
10.	20	Jerry Franklin at Mississippi State	2010
	20	Tony Bua at Georgia	2001
	20	Jermaine Petty at Ole Miss	2001
	20	LaSalle Harper vs. UCLA	1988

SEASON

1.	174	Wayne Harris (62 UT, 112 AT)	1960
2.	159	Ken Hamlin (97 UT, 62 AT)	2002
3.	155	Ronnie Caveness (87 UT, 68 AT)	1964
4.	154	Cliff Powell (72 UT, 82 AT)	1968
	154	Ronnie Caveness (34 UT, 120 AT)	1963
6.	150	Jermaine Petty (85 UT, 65 AT)	2001
7.	140	Rickey Williams (87 UT, 53 AT)	1987
8.	136	Mick Thomas (74 UT, 62 AT)	1990
9.	134	Cliff Powell (70 UT, 64 AT)	1969
10.	133	Caleb Miller (84 UT, 49 AT)	2003

CAREER

1.	408	Tony Bua (248 UT, 160 AT)	2000-03
2.	382	Jerry Franklin (199 UT, 183 AT)	2008-11
3.	381	Ken Hamlin (221 UT, 160 AT)	2000-02
4.	372	Sam Olajubutu (223 UT, 149 AT)	2003-06
5.	371	DeJon Harris (198 UT, 173 AT)	2016-19
6.	368	Caleb Miller (232 UT, 136 AT)	2000-03
7.	367	Cliff Powell (172 UT, 195 AT)	1967-69
8.	357	Ronnie Caveness (133 UT, 224 AT)	1962-64
9.	343	Rickey Williams (210 UT, 133 AT)	1984-87
10.	335	Bert Zinamon (175 UT, 160 AT)	1980-83

TACKLES FOR LOSS

GAME

1.	5	Jermaine Brooks vs. Auburn	2001
	5	Henry Ford vs. Memphis	1993
	5	Mark Smith at Alabama	1993
	5	Wayne Martin vs. Ole Miss	1988
5.	4.5	Desmond Sims vs. South Carolina	2005
6.	4	7 times (most recent: Anthony Leon vs. Tennessee Tech)	2010

SEASON

1.	23	Steven Conley (175 yards)	1995
	23	Henry Ford (116 yards)	1993
3.	20.5	Jamaal Anderson (113 yards)	2006
4.	19	Billy Ray Smith Jr. (128 yards)	1981
	19	Jimmy Walker (125 yards)	1978
6.	18	Wayne Martin (110 yards)	1987
	18	Dan Hampton (62 yards)	1978
8.	17	Ray Lee Johnson (89 yards)	1992
	17	Billy Ray Smith Jr. (86 yards)	1980
10.	16	Junior Soli (53 yards)	1995

CAREER

1.	63	Billy Ray Smith Jr. (343 yards)	1979-82
2.	47.5	Trey Flowers (250 yards)	2011-14
3.	46	Henry Ford (224 yards)	1990-93
4.	37	Wayne Martin (189 yards)	1985-88
	37	Jimmy Walker (216 yards)	1975-78
6.	36	Malcolm Sheppard (124 yards)	2006-09
	36	Caleb Miller (116 yards)	2000-03
	36	Johnnie Meadows (157 yards)	1974-76
9.	35	Steven Conley (251 yards)	1992-95
10.	33	Jeb Huckleba (92 yards)	2001-04



The MVP of the 1989 East-West Shrine Game, **STEVE ATWATER** is Arkansas' all-time leader with 14 career interceptions. Atwater was an eight-time Pro Bowl selection with the Denver Broncos.

SACKS

GAME

1.	5	Wayne Martin vs. Ole Miss	1988
----	---	---------------------------	------

SEASON

1.	14	Steven Conley	1995
	14	Henry Ford	1993
3.	13.5	Jamaal Anderson (95 yards)	2006
4.	13	Wayne Martin	1988
5.	11	Ray Lee Johnson	1992
6.	10	Jake Bequette (88 yards)	2011
7.	9.5	Chris Smith (65 yards)	2012
8.	8.5	Chris Smith (71 yards)	2013
	8.5	Antwain Robinson (63 yards)	2006
10.	8	Deatrich Wise Jr. (43 yards)	2015
	8	Henry Ford	1991

CAREER

1.	25.5	Wayne Martin	1985-88
2.	25	Henry Ford	1990-93
3.	23.5	Jake Bequette (165 yards)	2008-11
4.	21.5	Chris Smith (157 yards)	2010-13
5.	21	Steven Conley	1992-95
6.	19	Marcus Adair	1993-95
7.	18	Trey Flowers (178 yards)	2011-14
	18	Scott Long	1989-92
9.	17.5	Jamaal Anderson (128 yards)	2004-06
10.	16.5	Deatrich Wise Jr. (122 yards)	2012-16

INTERCEPTIONS

GAME

1.	5	Wear Schoonover at Texas A&M	1929
2.	3	Michael Grant vs. Louisiana Monroe (0 yards)	2006
	3	David Hogue vs. SMU (20 yards)	1970
	3	Louis Campbell vs. Tennessee (12 yards)	1971
	3	Billy Moore at SMU (4 yards)	1961
	3	Kay Eakin vs. SMU (0 yards)	1937
7.	2	34 times (most recent: Dre Greenlaw vs. Texas A&M)	2018

SEASON

1.	10	Jim Rinehart (106 yards, 0 TD)	1949
2.	7	Louis Campbell (86 yards, 1 TD)	1971
	7	Gary Adams (93 yards, 0 TD)	1966
4.	6	Orlando Watters (185 yards, 2 TD)	1993
	6	Patrick Williams (57 yards, 1 TD)	1988
	6	David Hogue (45 yards, 1 TD)	1970
	6	Tommy Trantham (104 yards, 0 TD)	1967
	6	George Walker (90 yards, 0 TD)	1954
9.	5	13 times (most recent: Tramain Thomas, 70 yards, 0 TD)	2011

CAREER

1.	14	Steve Atwater (99 yards, 1 TD)	1985-88
2.	13	Gary Adams (113 yards, 0 TD)	1966-68
3.	12	Tramain Thomas (131 yards, 1 TD)	2008-11
	12	Orlando Watters (250 yards, 3 TD)	1991-93
	12	Louis Campbell (114 yards, 1 TD)	1970-72
	12	Tommy Trantham (300 yards, 0 TD)	1965-67
7.	11	Anthony Cooney (53 yards, 1 TD)	1986-89
8.	10	Charles Washington (36 yards, 0 TD)	1983-86
	10	George Walker (130 yards, 0 TD)	1954-57
	10	Jim Rinehart (106 yards, 0 TD)	1949-51
	10	Louis Schaufele (183 yards, 0 TD)	1948-50

INTERCEPTION RETURN YARDAGE

GAME

1.	129	Chris Houston at Mississippi State (2 int.)	2006
2.	100	Rohan Gaines vs. Ole Miss (1 int.)	2014
	100	Jerrell Norton vs. North Texas (1 int.)	2007
4.	99	Orlando Watters at LSU (1 int.)	1993
5.	98	James Skillern vs. Hendrix (1 int.)	1915
6.	96	Wear Schoonover vs. Centenary (1 int.)	1929
7.	94	Jimmy Fryer at Texas A&M (1 int.)	1970
8.	93	Danny Walters at Houston (1 int.)	1982
9.	92	Floyd Hogan vs. Southern California (2 int.)	1974
	92	Stu Berryhill vs. Wichita State (1 int.)	1966

SEASON

1.	185	Orlando Watters (6 int.)	1993
2.	174	Jerrell Norton (5 int.)	2007
3.	158	Tommy Trantham (4 int.)	1965
4.	129	Chris Houston (3 int.)	2006
5.	106	Jim Rinehart (10 int.)	1949
6.	104	Jerry Moore (5 int.)	1968
	104	Tommy Trantham (6 int.)	1967
8.	100	Rohan Gaines (1 int.)	2014
9.	98	Danny Walters (4 int.)	1981
	98	James Skillern (1 int.)	1915

CAREER

1.	300	Tommy Trantham (12 int.)	1965-67
2.	250	Orlando Watters (12 int.)	1991-93
3.	194	Henre Toliver (8 int.)	2014-17
4.	191	Danny Walters (7 int.)	1981-82
5.	187	Kenoy Kennedy (5 int.)	1996-99
6.	174	Jerrell Norton (5 int.)	2006-09
7.	155	Greg Lasker (9 int.)	1982-85
8.	138	Brooks Ellis (4 int.)	2013-16
9.	131	Tramain Thomas (12 int.)	2008-11
10.	129	Chris Houston (3 int.)	2004-06



LONGEST PLAY TOUCHDOWNS

RUSHING

1.	99	Broderick Green vs. Eastern Michigan	2009
2.	92	Joe Adams vs. Auburn	2010
3.	90	Jonathan Williams vs. Nicholls	2014
	90	Billy Moore vs. Tulsa	1962
5.	89	Ben Cowins vs. Houston	1976
6.	88	T.J. Hammonds vs. Coastal Carolina	2017
7.	86	Rakeem Boyd vs. Western Kentucky	2019
	86	Ralph LaForge vs. Baylor	1932
9.	85	Felix Jones vs. Southeast Missouri State	2006
	85	Aubrey Fowler vs. SMU	1946

PASSING

1.	92	Matt Jones to Richard Smith vs. Tennessee	2002
2.	89	Ryan Mallett to Jarius Wright vs. Mississippi State	2010
3.	87	Nathan Dick to Lucas Miller vs. Mississippi State	2008
	87	Clint Stoerner to Anthony Lucas vs. SMU	1998
	87	Jimmy Williams to Derek Russell vs. TCU	1988
6.	85	Ryan Mallett to Cobi Hamilton vs. LSU	2010
	85	Ryan Mallett to Joe Adams vs. Tennessee Tech	2010
8.	84	Gordon Long to Alton Baldwin vs. Tulsa	1946
9.	83	Ryan Mallett to Ronnie Wingo Jr. vs. Troy	2009
10.	82	Robert Reed to Carl Johnson vs. Tennessee	1994

PUNT RETURNS

1.	97	Joe Adams vs. Ole Miss	2010
2.	95	Ken Hatfield vs. Tulsa	1963
3.	90	Terry Stewart vs. Wichita State	1969
4.	87	Orlando Watters vs. South Carolina	1992
5.	81	Ken Hatfield vs. Texas	1964
6.	80	Gary Anderson vs. Tulane	1980
	80	Ken Hatfield vs. Texas Tech	1963
8.	79	Gary Adams vs. Baylor	1968
9.	78	Ken Hatfield vs. Texas Tech	1964
10.	75	Michael James vs. Texas Tech	1991
	75	Aubrey Fowler vs. North Texas	1947

KICKOFF RETURNS

1.	100	De'Vion Warren vs. Auburn	2017
	100	Felix Jones vs. Ole Miss	2006
	100	Felix Jones vs. Mississippi State	2005
	100	Madre Hill vs. LSU	1994
	100	Carl Miller vs. Baylor	1983
	100	Jim Mooty vs. Hardin-Simmons	1958
	100	Billy Kyser vs. Hardin-Simmons	1958
	100	Boyd Cypert vs. Missouri School of Mines	1911
	100	Boyd Cypert vs. Drury	1911
10.	99	Oscar Malone vs. Memphis	1992

INTERCEPTION RETURNS

1.	100	Rohan Gaines vs. Ole Miss	2014
	100	Jerrell Norton vs. North Texas	2007
3.	99	Orlando Watters vs. LSU	1993
4.	98	James Skillern vs. Hendrix	1915
5.	96	Wear Schoonover vs. Centenary	1929
6.	94	Jimmy Fryer vs. Texas A&M	1970
7.	93	Danny Walters vs. Houston	1982
8.	92	Stu Berryhill vs. Wichita State	1966
9.	91	Herman Bagby vs. Oklahoma State	1923
10.	88	Jermaine Petty vs. Auburn	2001

BLOCKED FG RETURNS

1.	76	Pierre Brown vs. Mississippi State	2004
----	----	------------------------------------	------



JOE ADAMS scored a touchdown on one of Arkansas' 10 longest pass, rush and punt return plays. His 97-yard punt return touchdown against Ole Miss in 2010 is the longest punt return in Razorback history.



INDIVIDUAL YEARLY LEADERS

RUSHING

YEAR	PLAYER	ATT	YDS	AVG	TD
2019	Rakeem Boyd, Jr.	184	1,133	6.2	8
2018	Rakeem Boyd, So.	123	734	6.0	2
2017	David Williams, Sr.	117	656	5.6	8
2016	Rawleigh Williams III, So.	245	1,360	5.6	12
2015	Alex Collins, Jr.	271	1,577	5.6	20
2014	Jonathan Williams, Jr.	211	1,190	5.6	12
2013	Alex Collins, Fr.	190	1,026	5.4	4
2012	Dennis Johnson, Sr.	137	757	5.5	8
2011	Dennis Johnson, Jr.	106	670	6.3	3
2010	Knile Davis, So.	204	1,322	6.5	13
2009	Broderick Green, So.	104	442	4.2	11
2008	Michael Smith, Jr.	207	1,072	5.2	8
2007	Darren McFadden, Jr.	325	1,830	5.6	16
2006	Darren McFadden, So.	284	1,647	5.8	14
2005	Darren McFadden, Fr.	176	1,113	6.3	11
2004	Matt Jones, Sr.	83	622	7.5	6
2003	Cedric Cobbs, Sr.	227	1,320	5.8	10
2002	Fred Talley, Sr.	197	1,119	5.7	2
2001	Fred Talley, Jr.	164	774	4.7	4
2000	Fred Talley, So.	137	768	5.6	5
1999	Cedric Cobbs, Fr.	116	668	5.8	3
1998	Chryst Chukwuma, Jr.	149	870	5.8	8
1997	Rod Stinson, Fr.	111	413	3.7	2
1996	Oscar Malone, Sr.	197	814	4.1	4
1995	Madre Hill, So.	307	1,387	4.5	15
1994	Oscar Malone, Jr.	99	597	6.0	3
1993	Oscar Malone, So.	89	555	6.2	5
1992	E.D. Jackson, Sr.	118	466	4.0	2
1991	E.D. Jackson, Jr.	143	641	4.5	1
1990	E.D. Jackson, So.	155	596	3.8	3
1989	James Rouse, Jr.	163	895	5.3	7
1988	Barry Foster, Sr.	132	660	5.0	8
1987	James Rouse, Jr.	182	1,004	5.5	17
1986	Greg Thomas, Jr.	141	461	3.3	8
1985	James Rouse, Fr.	99	550	5.6	8
1984	Marshall Foreman, So.	183	804	4.4	7
1983	Derek Thomas, Fr.	117	432	3.7	4
1982	Darryl Bowles, Sr.	155	619	4.0	2
1981	Gary Anderson, Jr.	121	616	5.1	1
1980	James Tolbert, Jr.	140	571	4.1	3
1979	Roland Sales, Sr.	138	625	4.6	3
1978	Ben Cowins, Sr.	188	1,006	5.4	6
1977	Ben Cowins, Jr.	220	1,192	5.4	14
1976	Ben Cowins, So.	183	1,162	6.3	7
1975	Ike Forte, Sr.	174	983	5.6	10
1974	Ike Forte, Jr.	187	974	5.3	9
1973	Dickey Morton, Sr.	226	1,298	5.7	5
1972	Dickey Morton, Jr.	242	1,188	4.9	6
1971	Dickey Morton, So.	127	831	6.5	5
1970	Bill Burnett, Sr.	110	445	4.1	12
1969	Bill Burnett, Jr.	209	900	4.3	19
1968	Bill Burnett, So.	207	859	4.1	15
1967	Russell Cody, So.	95	383	4.0	1
1966	David Dickey, So.	115	447	3.9	8
1965	Bobby Burnett, Sr.	232	947	4.1	16
1964	Jack Brasuell, Jr.	173	542	3.1	3
1963	Jim Lindsey, So.	130	444	3.4	2
1962	Billy Moore, Sr.	131	585	4.5	14
1961	Lance Alworth, Sr.	110	516	4.7	5
1960	Lance Alworth, Jr.	106	375	3.5	3
1959	Jim Mooty, Sr.	93	519	5.6	5
1958	Jim Mooty, Jr.	71	395	5.6	4
1957	Gerald Nesbitt, Jr.	145	624	4.3	7
1956	Gerald Nesbitt, So.	129	663	5.1	7
1955	Henry Moore, Sr.	134	701	5.2	3
1954	Henry Moore, Jr.	153	670	4.4	8
1953	Lamar McHan, Sr.	143	409	2.9	4
1952	Buddy Sutton, So.	100	448	4.5	3
1951	Lamar McHan, So.	127	433	3.4	4
1950	Buddy Rogers, Sr.	118	476	4.0	3
1949	Geno Mazzanti, Sr.	123	757	6.2	3
1948	Clyde Scott	95	670	7.1	6
1947	Clyde Scott	152	659	4.3	6
1946	Ken Holland	112	397	3.5	2
1945	John Hoffman	139	587	4.3	3

PASSING

YEAR	PLAYER	COMP	ATT	PCT	TD	INT	YDS
2019	Nick Starkel, Jr.	96	179	53.6	7	10	1,152
2018	Ty Storey, Jr.	143	250	57.2	11	10	1,584
2017	Austin Allen, Sr.	105	187	56.1	10	5	1,427
2016	Austin Allen, Jr.	245	401	61.1	25	15	3,430
2015	Brandon Allen, Sr.	244	370	65.9	30	8	3,440
2014	Brandon Allen, Jr.	190	339	56.0	20	5	2,285
2013	Brandon Allen, So.	128	258	49.6	13	10	1,552
2012	Tyler Wilson, Sr.	249	401	62.1	21	13	3,387
2011	Tyler Wilson, Jr.	277	438	63.2	24	6	3,638
2010	Ryan Mallett, Jr.	266	411	64.7	32	12	3,869
2009	Ryan Mallett, So.	225	403	55.8	30	7	3,624
2008	Casey Dick, Sr.	205	357	57.4	13	14	2,586
2007	Casey Dick, Jr.	150	262	57.3	18	10	1,695
2006	Casey Dick, So.	65	132	49.2	9	6	991
2005	Robert Johnson, So.	89	158	56.3	5	6	876
2004	Matt Jones, Sr.	151	264	57.2	15	12	2,073
2003	Matt Jones, Jr.	132	230	57.4	18	8	1,917
2002	Matt Jones, So.	122	234	52.1	16	8	1,592
2001	Zak Clark, So.	88	179	49.2	6	4	1,000
2000	Robby Hampton, So.	145	261	55.6	3	8	1,548
1999	Clint Stoerner, Sr.	177	317	55.8	19	10	2,293
1998	Clint Stoerner, Jr.	167	312	53.5	26	8	2,629
1997	Clint Stoerner, So.	173	357	48.5	12	13	2,347
1996	Pete Burks, So.	115	224	51.3	6	9	1,390
1995	Barry Lunney Jr., Sr.	180	292	61.6	12	10	2,181
1994	Barry Lunney Jr., Jr.	101	183	55.2	11	6	1,345
1993	Barry Lunney Jr., So.	104	202	51.5	6	7	1,241
1992	Barry Lunney Jr., Fr.	91	189	48.2	4	5	1,015
1991	Jason Allen, Fr.	48	102	47.1	6	6	603
1990	Quinn Groves, Jr.	120	235	51.1	18	10	1,886
1989	Quinn Groves, Jr.	72	132	55.0	5	9	1,149
1988	Quinn Groves, So.	62	98	63.3	4	3	966
1987	Quinn Groves, Fr.	38	62	61.3	2	4	495
1986	Greg Thomas, Jr.	67	109	61.5	6	1	1,032
1985	Mark Calicagni, Sr.	27	47	57.4	3	2	561
1984	Brad Taylor, Sr.	82	147	55.8	7	11	1,166
1983	Brad Taylor, Jr.	139	257	54.1	9	8	1,837
1982	Brad Taylor, So.	59	141	41.8	6	9	1,073
1981	Brad Taylor, Fr.	53	99	53.5	1	4	726
1980	Tom Jones, So.	93	166	56.0	6	8	1,161
1979	Kevin Scanlon, Sr.	92	139	66.2	9	6	1,212
1978	Ron Calicagni, Jr.	62	103	60.2	4	5	807
1977	Ron Calicagni, Jr.	73	137	53.3	10	7	1,147
1976	Ron Calicagni, So.	17	57	30.0	2	4	366
1975	Scott Bull, Sr.	33	71	46.5	3	6	570
1974	Scott Bull, Jr.	14	32	43.8	3	1	238
1973	Mike Kirkland, So.	75	151	49.7	3	13	990
1972	Joe Ferguson, Sr.	119	254	46.9	9	15	1,484
1971	Joe Ferguson, Jr.	160	271	59.0	11	12	2,203
1970	Bill Montgomery, Sr.	110	195	56.4	10	9	1,662
1969	Bill Montgomery, Jr.	93	173	53.8	9	7	1,333
1968	Bill Montgomery, So.	134	234	57.3	10	8	1,595
1967	Ronny South, Sr.	84	142	59.2	11	8	1,159
1966	Jon Brittenum, Sr.	76	143	53.1	7	7	1,103
1965	Jon Brittenum, Jr.	75	149	50.3	8	7	1,103
1964	Fred Marshall, Sr.	50	94	53.2	4	8	656
1963	Bill Gray, Jr.	34	79	43.0	4	5	483
1962	Billy Moore, Sr.	51	91	56.0	5	2	673
1961	George McKinney, Sr.	32	68	47.1	5	5	426
1960	George McKinney, Jr.	39	90	43.3	9	6	728
1959	James Monroe, Jr.	19	30	63.3	3	3	202
1958	James Monroe, Jr.	41	96	42.7	3	8	512
1957	George Walker, Sr.	35	63	55.6	4	4	587
1956	Don Christian, So.	18	53	34.0	2	0	260
1955	George Walker, Jr.	22	47	46.8	2	3	347
1954	George Walker, So.	45	85	52.9	4	9	603
1953	Lamar McHan, Sr.	78	150	52.0	8	11	1,107
1952	Lamar McHan, Jr.	55	136	40.4	5	17	743
1951	Lamar McHan, So.	53	135	39.3	6	14	724
1950	Jim Rinehart, Jr.	59	139	42.4	3	15	756
1949	Don Logue, So.	31	79	39.2	6	8	374
1948	Gordon Long	32	56	57.1	4	4	449
1947	Ken Holland	25	46	54.3	5	-	360
1946	Aubrey Fowler	18	40	45.0	-	-	320
1945	Bud Canada	24	69	34.8	2	3	272
1939	Kay Eakin	78	193	40.4	5	18	962
1938	Kay Eakin	34	111	30.6	3	4	467
1937	Jack Robbins	49	130	37.7	8	18	554
1936	Jack Robbins	49	107	45.8	4	7	583
1935	Jack Robbins	95	152	62.5	7	7	1,219

RECEIVING

YEAR	PLAYER	REC	YDS	TD
2019	Mike Woods, So.	33	423	4
	Cheyenne O'Grady, Sr.	33	372	3
2018	La'Michael Pettway, Jr.	30	499	4
	Cheyenne O'Grady, Jr.	30	400	6
2017	Jonathan Nance, Jr.	37	539	5
2016	Drew Morgan, Sr.	65	739	3
2015	Drew Morgan, Jr.	63	843	10
2014	Keon Hatcher, Jr.	43	558	6
2013	Javonte Herndon	31	437	4
2012	Cobi Hamilton, Sr.	90	1,335	5
2011	Jarius Wright, Sr.	66	1,117	12
2010	D.J. Williams, Sr.	54	627	4
	Joe Adams, Jr.	50	813	6
2009	Greg Childs, So.	48	894	7
2008	D.J. Williams, So.	61	723	3
2007	Peyton Hillis, Sr.	49	537	5
2006	Marcus Monk, Jr.	50	962	11
2005	Peyton Hillis, So.	38	402	4
	Marcus Monk, So.	35	476	7
2004	Steven Harris, Sr.	37	617	4
	Marcus Monk, Fr.	37	569	6
2003	George Wilson, Jr.	50	900	6
2002	George Wilson, So.	49	626	7
2001	George Wilson, Fr.	40	568	3
2000	Boo Williams, Sr.	52	739	7
1999	Anthony Lucas, Sr.	37	822	5
1998	Michael Williams, Jr.	44	560	5
	Anthony Lucas, Jr.	43	1,004	10
1997	Anthony Eubanks, Sr.	51	870	5
1996	Anthony Eubanks, Jr.	51	809	5
1995	Anthony Eubanks, So.	43	596	4
1994	J.J. Meadors, Jr.	43	613	5
1993	J.J. Meadors, So.	28	429	3
1992	Kirk Botkin, Jr.	33	257	0
	Ron Dickerson, Sr.	32	437	4
1991	Ron Dickerson, Jr.	25	372	3
1990	Derek Russell, Fr.	43	897	8
1989	Tim Horton, Sr.	23	454	0
1988	Tim Horton, Jr.	16	319	1
	Derek Russell, Jr.	15	396	1
1987	Derek Russell, Fr.	16	297	3
1986	James Shibeest, Sr.	22	473	0
1985	James Shibeest, Jr.	20	446	2
1984	James Shibeest, So.	51	907	7
1983	Mark Mistler, Sr.	33	401	2
1982	Gary Anderson, Sr.	26	486	4
	Derek Holloway, Sr.	21	529	2
1981	Gary Anderson, Jr.	26	263	3
	Darryl Mason, Sr.	23	285	3
1980	Gary Anderson, So.	23	153	0
	Bobby Duckworth, Sr.	20	461	2
1979	Gary Stiggers, Jr.	23	221	1
	Robert Farrell, Jr.	21	401	1
1978	Robert Farrell, Jr.	13	229	4
	Jerry Eckwood, Sr.	13	99	0
1977	Donny Bobo, So.	22	454	5
1976	Charles Clay, So.	7	174	1
1975	Freddie Douglas, Jr.	13	232	0
1974	Freddie Douglas, Sr.	15	332	3
1973	Jack Ettinger, Sr.	28	411	1
1972	Mike Reppond, Sr.	36	475	4
1971	Mike Reppond, Jr.	56	986	3
1970	Chuck Dicus, Sr.	38	577	4
1969	Chuck Dicus, Jr.	42	688	4
1968	Max Peacock, Sr.	39	497	2
	Chuck Dicus, So.	38	589	8
1967	Max Peacock, Sr.	30	468	5
1966	Tommy Burnett, Sr.	29	401	2
1965	Bobby Crockett, Sr.	30	487	3
1964	Jim Lindsey, Jr.	24	331	2
1963	Jerry Lamb, Jr.	16	240	2
1962	Jerry Lamb, So.	23	378	4
1961	Lance Alworth, Sr.	18	320	3
1960	Jimmy Collier, Jr.	17	356	3
1959	Steve Butler, Jr.	9	107	2
1958	Charlie Barnes, So.	15	175	2
1957	Billy Kyser, So.	10	179	1
1956	Ronnie Underwood, Jr.	7	154	2
1955	Preston Carpenter, Sr.	11	155	0
1954	Preston Carpenter, Jr.	21	234	2
1953	Floyd Sagely, Sr.	30	542	3
1952	Lewis Carpenter	19	335	2
1951	Pat Summerall, Sr.	24	358	3
1950	Bill Jurney, Jr.	22	335	3
1949	Pat Summerall, So.	17	298	3
1948	Ross Pritchard	17	311	5
1947	Ross Pritchard	15	266	4
1946	Clyde Scott	11	183	0
	Alton Baldwin	10	213	2
1945	John Hoffman	11	196	0
1937	Jim Benton	48	814	7
1936	Jim Benton	35	489	5
1929	Wear Schoonover	33	342	7



INDIVIDUAL YEARLY LEADERS

SCORING

YEAR	PLAYER	TD	PAT	FG	PTS
2019	Connor Limpert, Sr.	0	29	14	71
2018	Connor Limpert, Jr.	0	29	19	86
2017	David Williams, Sr.	10	0	0	60
2016	Rawleigh Williams III, So.	13	0	0	78
2015	Alex Collins, Jr.	20	0	0	120
2014	Jonathan Williams, Jr.	14	0	0	84
2013	Zach Hocker, Sr.	0	28	13	67
2012	Zach Hocker, Jr.	0	32	11	65
2011	Zach Hocker, So.	0	55	21	118
2010	Zach Hocker, Fr.	0	56	16	104
2009	Alex Tejada, Jr.	0	58	16	106
2008	Michael Smith, Jr.	10	0	0	60
2007	Alex Tejada, Fr.	0	58	17	109
2006	Darren McFadden, So.	16	1	0	98
2005	Chris Balseiro, Sr.	0	31	13	70
2004	Chris Balseiro, Jr.	0	40	4	52
2003	Chris Balseiro, So.	0	40	11	73
2002	David Carlton, Jr.	0	28	12	64
2001	Brennan O'Donohoe, So.	0	29	12	65
2000	Boo Williams, Sr.	7	1	0	44
1999	Tony Dodson, Sr.	0	31	12	67
1998	Todd Latourette, Sr.	0	41	17	92
1997	Todd Latourette, Jr.	0	20	7	41
1996	Todd Latourette, So.	0	18	9	45
1995	Madre Hill, So.	16	0	0	96
1994	Lance Ellison, Sr.	0	24	6	42
1993	Oscar Malone, So.	5	0	0	30
1992	Todd Wright, Sr.	0	11	17	62
1991	Todd Wright, Jr.	0	14	12	50
1990	Todd Wright, So.	0	24	11	57
1989	Todd Wright, Fr.	0	38	20	98
1988	Kendall Trainor, Sr.	0	30	24	102
1987	James Rouse, Jr.	17	0	0	102
1986	Kendall Trainor, So.	0	39	10	69
1985	James Rouse, Fr.	9	1	0	56
1984	Greg Horne, So.	0	14	10	44
1983	Greg Horne, Fr.	0	16	14	58
1982	Gary Anderson, Sr.	9	0	0	54
1981	Bruce Lahay, Sr.	0	31	19	88
1980	Ish Ordonez, Sr.	0	23	13	62
1979	Ish Ordonez, Jr.	0	26	18	80
1978	Ish Ordonez, So.	0	39	13	78
1977	Steve Little, Sr.	0	37	19	94
1976	Steve Little, Jr.	0	23	11	56
1975	Steve Little, So.	0	32	11	65
1974	Steve Little, Fr.	0	29	12	65
1973	Mike Kirkland, So.	3	5	3	34
1972	Mike Kirkland, Fr.	0	26	8	50
1971	Bill McClard, Sr.	0	35	12	71
1970	Bill McClard, Jr.	0	50	10	80
1969	Bill Burnett, Jr.	20	0	0	120
1968	Bill Burnett, So.	16	0	0	96
1967	David Dickey, Jr.	16	0	0	96
1966	David Dickey, So.	8	0	0	48
1965	Bobby Burnett, Sr.	16	0	0	96
1964	Tom McNelly, Sr.	0	29	6	47
1963	Bill Gray, Jr.	5	0	0	30
1962	Billy Moore, Sr.	14	0	0	84
1961	Mickey Cissell, Jr.	1	21	2	33
1960	Mickey Cissell, So.	0	21	2	27
1959	Jim Moaty, Sr.	5	0	0	30
1958	Donnie Stone, Sr.	5	0	0	30
1957	Gerald Nesbitt, Sr.	7	9	0	51
1956	Gerald Nesbitt, Jr.	7	7	0	49
1955	George Walker, Jr.	4	14	1	41
1954	George Walker, So.	7	6	0	48
1953	Lamar McHan, Sr.	4	8	0	32
1952	Lamar McHan, Jr.	4	0	0	24
1951	Lewis Carpenter	4	0	0	24
1950	Buddy Sutton, Jr.	6	0	0	36
1949	Don Logue, So.	4	0	0	24
1948	Leon Campbell	9	0	0	54
1947	Clyde Scott	6	0	0	36
1946	Aubrey Fowler	3	11	0	29
1945	Alton Baldwin	5	0	0	30
1944	Alton Baldwin	5	0	0	30
1943	Alton Baldwin	5	0	0	30
1942	Bob Forte	3	0	0	18
1941	Frank Delmonago	1	13	1	22
1940	Howard Hickey	3	2	0	20
1939	O'Neil Adams	4	0	0	24
1938	Neil Martin	3	0	0	18
1937	Jim Benton	6	0	0	30
1936	Ralph Rawlings	6	0	0	30
1935	Jim Benton	6	0	0	30
1935	Allan Keen	6	0	0	30
1934	Elvin Geiser	2	5	1	20
1933	Ralph LaForge	9	3	0	57
1932	Joe Biddle	4	1	0	25



ALEX COLLINS' program record 20 rushing touchdowns in 2015 also tied Bill Burnett's scoring record of 120 points set in 1969.

YEAR	PLAYER	NO	YDS	AVG	TD
1931	Homer Ledbetter	8	0	0	48
1930	Homer Ledbetter	4	0	0	24
1929	Richard Miller	13	0	0	78
1928	Garland Beavers	13	0	0	78
1927	George Cole	11	16	1	85
1926	George Cole	9	15	1	72
1925	George Cole	3	4	7	43
1917	Gene Davidson	12	5	0	77
1916	Gene Davidson	12	13	0	85
1915	Gene Davidson	3	2	0	20
1986	James Shibest, Sr.	20	211	10.6	0
1985	Bobby Joe Edmonds, Sr.	40	466	11.7	0
1984	Bobby Joe Edmonds, Jr.	25	294	11.8	0
1983	Bobby Joe Edmonds, So.	23	177	7.7	0
1982	Gary Anderson, Sr.	29	222	7.7	0
1981	Gary Anderson, Jr.	29	252	8.7	0
1980	Gary Anderson, So.	23	244	10.6	0
1979	Gary Anderson, Fr.	34	286	8.4	1
1978	Vaughn Lusby, Sr.	21	170	8.1	0
1977	Vaughn Lusby, Jr.	36	294	8.2	0
1976	Vaughn Lusby, So.	29	161	5.6	0
1975	Jerry Eckwood, So.	15	105	7.0	0
1974	Floyd Hogan, Sr.	27	128	4.7	0
1973	Teddy Barnes, So.	11	46	4.2	0
	Floyd Hogan, Jr.	8	64	8.0	0
1972	John Mosely, Sr.	19	182	9.6	0
1971	Jack Morris, Sr.	24	216	9.0	0
1970	Jerry Moore, Sr.	15	191	12.8	0
1969	Terry Stewart, Sr.	19	134	7.1	-
1968	Gary Adams, Sr.	28	215	10.2	2
1967	Gary Adams, Jr.	28	290	10.4	-
1966	Martine Bercher, Sr.	24	375	15.6	-
1965	Jack Brasuell, Sr.	21	285	13.6	-
1964	Ken Hatfield, Sr.	31	518	16.7	-
1963	Ken Hatfield, Jr.	21	350	16.7	-
1962	Ken Hatfield, So.	7	198	28.3	-
	George Rea Walker, So.	7	200	28.6	-
1961	Lance Alworth, Sr.	28	336	12.0	-
1960	Lance Alworth, Jr.	18	307	17.1	-
1959	Lance Alworth, So.	5	47	9.4	-
1958	Jim Moaty, Jr.	9	77	8.5	-
	Freddy Akers, Jr.	8	91	11.4	-
1957	Donnie Stone, Jr.	7	80	11.4	-
	George Walker, Sr.	7	100	14.3	-
1956	Rogers Overby, Sr.	11	121	11.0	-
1955	Don Horton, So.	7	173	24.7	-
1954	George Walker, So.	8	142	17.3	1
1953	Lamar McHan, Sr.	21	233	11.1	-
1952	Johnny Cole, Sr.	8	68	8.5	-
1951	Johnny Cole, Jr.	15	233	15.5	-
1950	Johnny Cole, So.	16	293	18.3	1
1949	Jim Rinehart, So.	21	230	10.9	-
1948	Ross Pritchard	10	203	20.3	-
1947	Aubrey Fowler	23	395	17.1	-
1946	Aubrey Fowler	22	247	11.2	-
1945	Bud Canada	21	264	12.5	-



INDIVIDUAL YEARLY LEADERS

KICKOFF RETURNS

YEAR	PLAYER	NO	YDS	AVG	TD
2019	De'Von Warren, Jr.	16	326	20.4	0
2018	De'Von Warren, So.	14	399	28.5	0
2017	De'Von Warren, Fr.	29	765	26.4	1
2016	Deon Stewart, R-Fr.	21	419	20.0	0
2015	Eric Hawkins, Sr.	10	223	22.3	0
2014	Korliss Marshall, So.	9	271	30.1	1
2013	Korliss Marshall, Fr.	19	422	22.2	0
2012	Dennis Johnson, Sr.	17	309	18.2	0
2011	Dennis Johnson, Jr.	18	461	25.6	1
2010	Lance Ray, Fr.	23	518	22.5	0
2009	Dennis Johnson, So.	40	1,031	25.8	1
2008	Dennis Johnson, Fr.	41	905	22.1	1
2007	Felix Jones, Jr.	22	652	29.6	2
2006	Felix Jones, So.	23	554	24.1	1
2005	Felix Jones, Fr.	17	543	31.9	1
2004	Cedric Washington, So.	11	204	18.5	0
	De'Cori Birmingham, Sr.	10	217	21.7	0
2003	Cedric Washington, Fr.	25	497	19.9	0
2002	De'Cori Birmingham, So.	28	638	22.8	0
2001	Lawrence Richardson, Fr.	18	416	23.1	1
2000	Steven Harris, Fr.	20	420	21.0	0
1999	Cedric Cobbs, Fr.	12	328	27.3	1
1998	Hubert Loudermilk, Jr.	8	155	19.4	0
	Rod Stinson, So.	7	156	22.3	0
1997	Mark Henderson, Fr.	15	284	18.9	0
1996	Ontraia Moss, Fr.	14	296	21.1	0
1995	Cory Nichols, Fr.	19	399	21.0	0
1994	Madre Hill, Fr.	7	223	31.9	1
1993	Orlando Watters, Sr.	18	392	21.8	0
1992	Ron Dickerson, Sr.	20	497	24.9	0
1991	Freddie Bradley, Jr.	16	388	24.3	0
1990	Tracy Caldwell, Fr.	17	317	18.6	0
1989	Barry Foster, Jr.	20	445	22.3	0
1988	Barry Foster, Sr.	23	445	19.3	0
1987	James Rouse, Jr.	12	244	20.3	0
1986	Marshall Foreman, Sr.	11	270	24.5	0
	Donnie Centers, Jr.	11	279	25.4	0
1985	Carl Miller, Sr.	14	326	23.3	0
1984	Carl Miller, Jr.	18	390	21.7	0
1983	Carl Miller, So.	11	300	27.3	1
1982	Derek Holloway, Sr.	12	262	21.8	0
1981	Derek Holloway, Jr.	20	419	21.0	0
1980	Derek Holloway, So.	17	407	23.9	1
1979	Gary Anderson, Fr.	16	343	21.4	0
1978	Thomas Brown, Fr.	15	354	23.6	1
1977	Gary Stiggers, Fr.	7	109	15.6	0
1976	Barnabus White, Jr.	13	256	19.7	0
1975	Teddy Barnes, Sr.	10	218	21.8	0
1974	Barnabus White, So.	7	119	17.0	0
1973	Dickey Morton, Sr.	12	278	23.2	0
1972	Jon Richardson, Sr.	22	501	22.8	0
1971	Dickey Morton, So.	9	269	29.9	1
1970	Jon Richardson, So.	11	151	22.1	0
1969	Bill Burnett, Jr.	6	134	22.3	0
1968	Bill Burnett, So.	12	206	17.2	-
1967	David Dickey, Jr.	13	294	22.6	-
1966	David Dickey, So.	7	164	23.4	-
1965	Jack Braswell, Sr.	6	93	15.5	-
1964	Ken Hatfield, Sr.	12	253	21.1	-
1963	Jack Braswell, So.	13	329	25.3	0
1962	Ken Hatfield, So.	7	198	28.3	-
	George Rae Walker, So.	7	200	28.6	-
1961	Lance Alworth, Sr.	13	300	23.1	0
1960	Lance Alworth, Jr.	14	428	30.6	-
1959	Jim Mooty, Sr.	8	147	18.4	-
1958	Jim Mooty, Jr.	9	210	23.3	-
1957	Donnie Stone, Jr.	8	166	20.7	-
1956	Donnie Stone, So.	11	239	21.7	-
1955	Ronnie Underwood, Jr.	3	121	40.3	-
	Don Christian, So.	3	83	27.7	-
	George Walker, Jr.	3	65	21.7	-
	Don Horton, So.	3	54	18.0	-
	Joe Thomason, Sr.	3	48	16.0	-
1954	Buddy Benson, So.	6	110	18.3	-
	George Walker, So.	6	154	25.7	-
1953	Preston Carpenter, So.	5	107	21.4	-
1952	Lewis Carpenter, Sr.	11	159	14.4	-
	Jack Troxell, Jr.	7	212	30.3	-
1951	Larry Hoque, Jr.	8	144	18.0	-
1950	Buddy Rogers, Sr.	9	146	16.2	-
1949	Joe Dugan, So.	6	138	23.0	-
	Joe Baldridge, So.	6	152	25.3	-
1948	Clyde Scott	8	195	24.4	-
1947	Clyde Scott	8	196	24.5	-
1946	Clyde Scott	6	140	23.3	-

PUNTING

YEAR	PLAYER	NO	YDS	AVG
2019	Sam Loy, Jr.	56	2,210	39.5
2018	Reid Bauer, Fr.	56	2,176	38.9
2017	Blake Johnson, So.	59	2,277	38.6
2016	Toby Baker, Sr.	57	2,532	44.4
2015	Toby Baker, Jr.	43	1,772	41.2
2014	Sam Irwin-Hill, Sr.	58	2,327	40.1
2013	Sam Irwin-Hill, Jr.	46	2,038	44.3
2012	Dylan Breeding, Sr.	53	2,416	45.6
2011	Dylan Breeding, Jr.	53	2,400	45.3
2010	Dylan Breeding, So.	52	2,212	42.5
2009	Dylan Breeding, Fr.	61	2,359	38.7
2008	Jeremy Davis, Sr.	57	2,460	43.2
2007	Jeremy Davis, Jr.	60	2,403	40.0
2006	Jacob Skinner, Sr.	61	2,327	38.1
2005	Jacob Skinner, Jr.	50	2,091	41.8
2004	Jacob Skinner, So.	29	1,062	36.6
	Jeremy Davis, Fr.	25	979	39.2
2003	Jacob Skinner, Fr.	52	2,074	39.9
2002	Richie Butler, Sr.	69	2,715	39.3
2001	Richie Butler, Jr.	67	2,848	42.5
2000	Richie Butler, So.	65	2,784	42.8
1999	Richie Butler, Fr.	30	1,199	40.0
1998	Chris Akin, Jr.	48	1,883	39.2
1997	Matt Wait, Sr.	70	2,935	41.9
1996	Matt Wait, Jr.	69	2,777	40.3
1995	Matt Wait, So.	59	2,275	38.6
1994	Matt Wait, Fr.	54	2,190	40.6
1993	Doyle Preston, So.	56	2,109	37.7
1992	Pete Raether, Jr.	68	2,938	43.2
1991	Pete Raether, So.	65	2,836	43.6
1990	Pete Raether, Fr.	24	969	40.4
1989	Allen Meacham, Sr.	37	1,398	37.8
1988	Allen Meacham, Jr.	53	2,203	41.6
1987	Kendall Trainor, Jr.	58	2,285	39.4
1986	Greg Horne, Sr.	49	2,313	47.2
1985	Greg Horne, Jr.	54	2,301	42.6
1984	Greg Horne, So.	51	2,234	43.8
1983	Brad Taylor, Jr.	38	1,639	43.1
	Greg Horne, Fr.	26	1,152	44.3
1982	Brad Taylor, So.	60	2,451	40.9
1981	Bruce Lahay, Sr.	63	2,436	38.7
1980	Steve Cox, Sr.	47	2,186	46.5
1979	Steve Cox, Jr.	42	1,840	43.8
1978	Bruce Lahay, So.	54	2,185	40.5
1977	Steve Little, Sr.	48	2,127	44.3
1976	Steve Little, Jr.	63	2,797	44.4
1975	Tommy Cheyne, Sr.	37	1,590	43.0
1974	Mike Kirkland, Jr.	45	1,812	40.3
1973	Tommy Cheyne, So.	63	2,312	36.7
1972	Drew Toole, Jr.	49	1,838	37.5
1971	Drew Toole, So.	45	1,573	34.9
1970	Ken Curry, Sr.	34	1,255	36.9
1969	Cary Stockdell, Sr.	52	1,949	37.5
1968	Cary Stockdell, Jr.	55	2,195	39.9
1967	Paul Conner, Sr.	63	2,249	35.7
1966	Paul Conner, Jr.	52	2,076	40.0
1965	Bobby Nix, Sr.	53	2,158	40.7
1964	Bobby Nix, Jr.	50	1,823	36.5
1963	Tommy Moore, Sr.	51	1,810	35.5
1962	Tommy Moore, Jr.	38	1,467	38.6
1961	Tommy Moore, So.	17	634	37.3
	Lance Alworth, Sr.	32	1,132	35.3
1960	Lance Alworth, Jr.	48	1,602	33.4
1959	Lance Alworth, So.	37	1,313	35.5
1958	Mike Cooney, Jr.	39	1,515	38.8
1957	Gerald Nesbitt, Sr.	32	1,343	41.9
1956	Gerald Nesbitt, Jr.	12	484	40.3
	Don Christian, Jr.	25	975	39.0
1955	Gerald Nesbitt, So.	13	609	46.8
	George Walker, Jr.	47	1,779	37.9
1954	George Walker, So.	49	1,953	39.9
1953	Lamar McHan, Sr.	46	1,851	40.2
1952	Bob St. Pierre	22	844	38.4
	Lamar McHan, Jr.	35	1,276	36.5
1951	Lamar McHan, So.	64	2,377	37.1
1950	Louis Schaefe, Jr.	60	2,316	38.4
1949	Louis Schaefe, Sr.	59	2,273	38.4
1948	Harold Cox	39	1,431	36.7
	Gordon Long	22	881	40.0
1947	Aubrey Fowler	47	1,693	36.0
1946	Aubrey Fowler	64	2,218	34.6
1945	Alton Baldwin	32	1,077	33.6
1943	Harold Cox	42	1,745	41.7
1938	Kay Eakin	41	1,688	41.4
1937	Kay Eakin	28	1,121	40.0

FIELD GOALS

YEAR	PLAYER	FGM	FGA	PCT
2019	Connor Limpert, Sr.	14	19	.737
2018	Connor Limpert, Jr.	19	24	.792
2017	Connor Limpert, So.	8	9	.889
2016	Adam McFain, Sr.	8	10	.800
2015	Cole Hedlund, Fr.	9	15	.600
2014	Adam McFain, So.	7	10	.700
2013	Zach Hocker, Sr.	13	15	.867
2012	Zach Hocker, Jr.	11	18	.611
2011	Zach Hocker, So.	21	27	.778
2010	Zach Hocker, Fr.	16	19	.842
2009	Alex Tejada, Jr.	16	22	.727
2008	Shay Haddock, So.	5	7	.714
2007	Alex Tejada, Fr.	17	23	.739
2006	Jeremy Davis, So.	6	13	.462
2005	Chris Balseiro, Sr.	13	18	.708
2004	Chris Balseiro, Jr.	4	7	.571
2003	Chris Balseiro, So.	11	15	.733
2002	David Carlton, So.	12	16	.750
2001	Brennan O'Donohoe, So.	12	17	.706
2000	Brennan O'Donohoe, Fr.	4	6	.667
1999	Tony Dodson, Sr.	12	18	.667
1998	Todd Latourette, Sr.	17	24	.708
1997	Todd Latourette, Jr.	7	12	.583
1996	Todd Latourette, So.	9	14	.643
1995	Todd Latourette, Fr.	14	21	.667
1994	Lance Ellison, Sr.	6	15	.400
1993	Lance Ellison, Jr.	4	10	.400
1992	Todd Wright, Sr.	17	25	.680
1991	Todd Wright, Jr.	12	17	.706
1990	Todd Wright, So.	11	14	.786
1989	Todd Wright, Fr.	20	23	.870
1988	Kendall Trainor, Sr.	24	27	.889
1987	Kendall Trainor, Jr.	13	20	.650
1986	Kendall Trainor, So.	10	13	.769
1985	Greg Horne, Sr.	5	13	.385
1984	Greg Horne, Jr.	10	18	.556
1983	Greg Horne, So.	14	22	.636
1982	Ernie Villarreal, Fr.	4	10	.400
1981	Bruce Lahay, Sr.	19	24	.792
1980	Ish Ordenez, Sr.	13	21	.619
1979	Ish Ordenez, Jr.	18	22	.818
1978	Ish Ordenez, So.	13	19	.684
1977	Steve Little, Sr.	19	30	.633
1976	Steve Little, Jr.	11	23	.478
1975	Steve Little, So.	11	20	.550
1974	Steve Little, Fr.	12	16	.750
1973	Mike Kirkland, So.	3	12	.250
1972	Mike Kirkland, Fr.	8	16	.500
1971	Bill McClard, Sr.	12	22	.545
1970	Bill McClard, Jr.	10	15	.667
1969	Bill McClard, So.	7	9	.778
1968	Bob White, Sr.	4	7	.571
1967	Bob White, Jr.	3	6	.500
1966	Bob White, So.	5	7	.714
1965	Ronnie South, Jr.	5	-	-
1964	Tom McNelly, Sr.	6	-	-
1963	Tom McNelly, Jr.	1	4	.250
1962	Tom McNelly, So.	3	-	-
1961	Mickey Cissel, Jr.	2	-	-
1960	Mickey Cissel, So.	2	-	-
1959	Freddy Akers, Sr.	2	-	-
1958	None	-	-	-
1957	None	-	-	-
1956	None	-	-	-
1955	George Walker, Jr.	1	-	-
1954	Preston Carpenter, Jr.	1	-	-
1953	None	-	-	-
1952	Carl Mazza	2	-	-
1951	Pat Summerall, Jr.	4	-	-
1950	Pat Summerall, Jr.	1	-	-



INDIVIDUAL YEARLY LEADERS

TACKLES

YEAR	POS	PLAYER	UA	AT	TOTAL
2019	LB	DeJon Harris, Sr.	52	49	101
2018	LB	DeJon Harris, Jr.	62	56	118
2017	LB	DeJon Harris, So.	66	49	115
2016	LB	Brooks Ellis, Sr.	38	45	83
2015	LB	Brooks Ellis, Jr.	45	57	102
2014	LB	Martrell Spaight, Sr.	63	65	128
2013	S	Alan Turner, Jr.	37	60	97
2012	S	Ross Rasner, Sr.	49	43	92
2011	LB	Jerry Franklin, Sr.	46	55	101
2010	LB	Jerry Franklin, Jr.	48	52	100
2009	LB	Jerry Franklin, So.	51	43	94
2008	LB	Jerry Franklin, Fr.	54	33	87
2007	SS	Matt Hewitt, Sr.	63	55	118
2006	LB	Sam Olajubutu, Sr.	70	45	115
2005	LB	Sam Olajubutu, Jr.	69	49	118
2004	FS	Vickiel Vaughn, Jr.	47	19	66
2003	LB	Caleb Miller, Sr.	84	49	133
2002	FS	Ken Hamlin, Jr.	97	62	159
2001	LB	Jermaine Petty, Sr.	80	60	140
2000	FS	Ken Hamlin, Fr.	57	47	104
1999	FS	Kenoy Kennedy, Sr.	58	40	98
1998	FS	Kenoy Kennedy, Jr.	66	29	95
1997	NG	Melvin Bradley, Jr.	44	27	71
1996	NG	Melvin Bradley, So.	51	38	89
1995	LB	Mark Smith, Jr.	60	55	115
1994	LB	Mark Smith, So.	35	44	79
1993	LB	Darwin Ireland, Sr.	37	56	93
1992	LB	Kevin Kempf, Jr.	51	51	102
1991	LB	Mick Thomas, Sr.	55	42	97
1990	LB	Mick Thomas, Jr.	74	62	136
1989	LB	Mick Thomas, So.	57	40	97
1988	LB	LaSalle Harper, Sr.	61	58	119
1987	LB	Rickey Williams, Sr.	87	53	140
1986	LB	Rickey Williams, Jr.	67	43	110
1985	LB	Nick Miller, Sr.	59	53	112
1984	LB	David Bazzel, Jr.	62	51	113
	LB	Nick Miller, Jr.	55	58	113
1983	LB	Milton Fields, Sr.	57	56	113
1982	LB	Bert Zinamon, Jr.	47	63	110
1981	LB	Teddy Morris, Sr.	46	26	72
	E	Billy Ray Smith, Jr.	50	22	72
1980	T	Richard Richardson, So.	40	48	88
1979	LB	Mike Massey, Sr.	46	38	84
	LB	Teddy Morris, So.	59	25	84
1978	LB	Larry Jackson, Sr.	64	38	102
1977	LB	Larry Jackson, Jr.	86	37	123
1976	LB	Curtis Townsend, Sr.	67	52	110
1975	T	Mike Campbell, Sr.	85	35	120
1974	T	Jon Rhiddlehoover, Sr.	58	49	107
1973	T	Jon Rhiddlehoover, Jr.	81	48	129
1972		not available			
1971		not available			
1970		not available			
1969	LB	Cliff Powell, Jr.	70	64	134
1968	LB	Cliff Powell, So.	72	82	154
1967	LB	Lynn Garner, So.	27	83	110
1966	T	Loyd Phillips, Sr.	58	39	97
1965	T	Loyd Phillips, Jr.	42	58	100
1964	LB	Ronnie Caveness, Sr.	87	68	155
1963	LB	Ronnie Caveness, Jr.	34	120	154
1962	E	Jim Grizzle, Jr.	19	65	84
1961	LB	Danny Brabham, Jr.	25	45	80
1960	LB	Wayne Harris	62	112	174

TACKLES FOR A LOSS

YEAR	POS	PLAYER	TFL	YDS
2019	DE	McTelvin Agim, Sr.	8.5	30
2018	DE	McTelvin Agim, Jr.	10.0	44
2017	LB	DeJon Harris, So.	8.5	25
2016	DL	Jeremiah Ledbetter, Sr.	7.5	52
2015	DE	Deatrich Wise Jr., Jr.	10.5	52
2014	DE	Trey Flowers, Sr.	15.5	95
2013	DE	Trey Flowers, Jr.	13.5	58
2012	DE	Chris Smith, Jr.	13.0	70
	DE	Trey Flowers, So.	13.0	76
2011	LB	Alonzo Highsmith, Jr.	12.5	51
2010	LB	Jerry Franklin, Jr.	13.0	60
2009	DE	Malcolm Sheppard, Sr.	11.0	39
2008	DE	Malcolm Sheppard, Jr.	14.5	56
2007	DT	Ernest Mitchell, Jr.	10.5	46
	DE	Malcolm Sheppard, So.	10.5	32
2006	DE	Jamaal Anderson, Jr.	20.5	113
2005	LB	Sam Olajubutu, Jr.	14.5	40
2004	DE	Jeb Huckleba, Sr.	13.0	51
2003	LB	Caleb Miller, Sr.	15.0	38
2002	DE	Gavin Walls, Sr.	11.0	50

2001	LB	Jermaine Petty, Sr.	13.0	30
2000	LB	Quinton Caver, Sr.	10.0	36
1999	DE	Randy Garner, Jr.	13.0	50
1998	DE	Carlos Hall, Fr.	11.0	61
	LB	C.J. McLain, Sr.	11.0	55
1997	E	Geno Bell, Sr.	10.0	28
	E	Ryan Hale, Jr.	10.0	42
1996	NG	Melvin Bradley, So.	14.0	60
1995	E	Steven Conley, Sr.	23.0	175
1994	E	Marcus Adair, Jr.	12.0	77
	E	Steven Conley, Jr.	12.0	76
1993	E	Henry Ford, Sr.	23.0	116
1992	LB	Ray Lee Johnson, Sr.	17.0	89
1991	T	Henry Ford, So.	14.0	62
1990	LB	Ray Lee Johnson, So.	6.0	20
	NG	Owen Kelly, So.	6.0	28
1989	NG	Chad Rolen, Jr.	10.0	63
1988	T	Wayne Martin, Sr.	18.0	110
1987	T	Wayne Martin, Jr.	9.0	32
1986	T	Wayne Martin, So.	10.0	47
1985	LB	Rickey Williams, So.	7.0	40
	LB	David Dudley, Jr.	7.0	36
	LB	Nick Miller, Sr.	7.0	15
1984	E	Ravin Caldwell, Jr.	10.0	57
	NG	Tony Cherico, Fr.	10.0	40
1983	T	Ron Faurot, Sr.	10.0	52
1982	E	Billy Ray Smith, Sr.	15.0	85
1981	E	Billy Ray Smith, Jr.	19.0	128
1980	E	Billy Ray Smith, So.	17.0	86
1979	T	Jim Elliott, Jr.	13.0	88
1978	T	Jimmy Walker, Sr.	19.0	125
1977	T	Jimmy Walker, Jr.	15.0	87
1976	E	Dennis Winston, Sr.	13.0	50
1975	E	Johnnie Meadors, Jr.	10.0	54
1974	E	Johnnie Meadors, So.	14.0	59

SACKS

YEAR	POS	PLAYER	Sacks	YDS
2019	DE	McTelvin Agim, Sr.	5.0	24
2018	DT	Armon Watts, Sr.	7.0	50
2017	LB	DeJon Harris, So.	3.5	18
2016	DL	Jeremiah Ledbetter, Sr.	5.5	44
2015	DE	Deatrich Wise Jr., Jr.	8.0	43
2014	DE	Trey Flowers, Sr.	6.0	71
2013	DE	Chris Smith, Jr.	8.5	71
2012	DE	Chris Smith, Jr.	9.5	65
2011	DE	Jake Bequette, Sr.	10.0	88
2010	DE	Jake Bequette, Jr.	7.0	36
2009	DE	Jake Bequette, So.	5.5	37
2008	DE	Malcolm Sheppard, Jr.	6.5	30
2007	LB	Freddie Fairchild, So.	4.5	31
2006	DE	Jamaal Anderson, Jr.	14.0	100
2005	DE	Desmond Sims, Jr.	5.5	33
2004	DE	Jeb Huckleba, Sr.	6.5	41
2003	DE	Justin Scott, Sr.	3.0	14
2002	DE	Gavin Walls, Sr.	6.0	34
2001	DT	Jermaine Brooks, Jr.	3.5	19
2000		Six players tied	2.0	-
1999	E	Randy Garner, Jr.	5.5	28
1998	LB	C.J. McLain, Sr.	7.0	48
1997	E	Ryan Hale, Jr.	5.0	26
1996	NG	Melvin Bradley, So.	7.0	47
1995	E	Steven Conley, Sr.	14.0	122
1994	E	Steven Conley, Jr.	7.0	63
1993	E	Henry Ford, Sr.	14.0	85
1992	DE	Ray Lee Johnson, Sr.	11.0	73
1991	E	Henry Ford, So.	8.0	50
1990	T	Scott Long, So.	4.0	16
1989	T	Scott Long, Fr.	7.0	41
1988	T	Wayne Martin, Sr.	13.0	-
1987	T	Wayne Martin, Jr.	6.5	-
1986	T	Wayne Martin, So.	6.0	-
1985	LB	Rickey Williams, So.	5.0	-
1984	E	Ravin Caldwell, Jr.	5.5	-
1983	T	Ron Faurot, Sr.	7.0	-
	E	Marcus Adair, Jr.	7.0	51

INTERCEPTIONS

YEAR	POS	PLAYER	INT	YDS	TD
2019	CB	Kamren Curl, Jr.	2	22	0
2018	CB	Ryan Pulley, Jr.	3	0	0
2017	DB	Henre Toliver, Sr.	3	66	0
	DB	Kevin Richardson II, Sr.	3	7	0
2016	S	Josh Liddell, Jr.	2	2	0
	CB	Ryan Pulley, So.	2	75	1
	CB	Henre Toliver, Jr.	2	70	1
2015	CB	DJ Dean, Jr.	2	0	0
	S	Josh Liddell, So.	2	0	0

2014	LB	Brooks Ellis, So.	2	63	0
	CB	DJ Dean, So.	2	9	0
	CB	Henre Toliver, Fr.	2	46	0
	CB	Tevin Mitchell, Sr.	2	-7	0
2013	S	Alan Turner, Jr.	2	24	0
2012	S	Ross Rasner, Sr.	3	34	0
2011	S	Tramain Thomas, Sr.	5	70	0
2010	S	Tramain Thomas, Jr.	4	24	0
2009	LB	Jerry Franklin, Jr.	3	61	0
	S	Tramain Thomas, So.	3	37	1
2008	CB	Ramon Broadway, So.	2	26	0
	LB	Jerry Franklin, Fr.	2	11	0
2007	CB	Jerrell Norton, So.	5	174	1
2006	CB	Chris Houston, Jr.	3	129	1
	FS	Michael Grant, Jr.	3	0	0
2005	CB	Vickiel Vaughn, Sr.	4	13	0
2004	FS	Vickiel Vaughn, Jr.	2	92	0
	SS	Lerinezo Robinson, Jr.	2	29	0
	CB	Michael Coe, So.	2	7	0
2003	CB	Ahmad Carroll, Jr.	3	0	0
2002	FS	Ken Hamlin, Jr.	4	33	0
	CB	Lawrence Richardson, So.	4	25	0
2001	FS	Ken Hamlin, So.	3	33	0
	CB	Lawrence Richardson, Fr.	3	45	1
2000		Four with two (one TD, Eddie Jackson)			
1999	FS	Kenoy Kennedy, Sr.	3	97	0
	CB	David Barrett, Sr.	3	45	1
1998	R	Zac Painter, Sr.	5	36	0
1997	B	Jeromy Flowers, So.	2	36	0
	CB	Ontraia Moss, So.	2	19	0
	CB	Marcus Campbell, Sr.	2	(-12)	0
1996	CB	Marcus Campbell, Jr.	5	52	0
1995	CB	Spencer Brown, Sr.	5	43	0
1994	LB	Mark Smith, So.	2	16	0
1993	CB	Orlando Watters, Sr.	6	185	2
1992	CB	Dean Peevy, So.	5	37	0
1991	CB	Michael James, Sr.	5	75	1
1990	CB	Michael James, Jr.	2	21	0
1989	CB	Anthony Cooney, Sr.	3	14	0
1988	R	Patrick Williams, Jr.	6	57	1
1987	S	Steve Atwater, Jr.	4	53	1
1986	CB	Charles Washington, Sr.	5	32	0
1985	LB	David Dudley, Jr.	3	79	1
	CB	Kevin Wyatt, Sr.	3	59	1
1984	CB	Kevin Wyatt, Jr.	5	22	0
1983	S	Greg Lasker, So.	3	72	0
	DB	Greg Gaston, So.	3	7	0
	DB	Charles Washington, Fr.	3	0	0
1982	DB	Keith Burns, Sr.	4	10	0
1981	DB	Danny Walters, Jr.	4	98	1
1980	FS	Kevin Evans, Jr.	2	21	0
1979	FS	Kevin Evans, Jr.	4	54	0
1978	E	William Hampton, Sr.	3	30	0
1977	LB	Mike Massey, Jr.	3	31	0
	FB	Vaughn Lusby, Jr.	3	0	0
1976		Six with two (no TDs)			
1975	CB	Tommy Harris, Sr.	3	28	0
1974	FS	Floyd Hogan, Sr.	2	92	0
1973	CB	Rollen Smith, Jr.	4	27	0
1972	SS	Mark Hollingsworth, Sr.	4	39	0
1971	CB	Louis Campbell, Jr.	7	86	1
1970	HB	David Hogue, Jr.	6	45	1
1969	MM	Bobby Field, Jr.	4	70	0
1968	HB	Jerry Moore, So.	5	104	1
	HB	Gary Adams, Sr.	5	6	0
1967	HB	Tommy Trantham, Sr.	6	104	0
1966	HB	Gary Adams, So.	7	93	0
1965	LB	Joe Black, Jr.	4	-	-
	HB	Tommy Trantham, So.	4	-	-
1964	HB	Bill Gray, Sr.	3	22	0
1963	HB	Ken Hatfield, Jr.	3	45	0
1962	HB	Ken Hatfield, So.	3	-	-
1961	HB	Billy Moore, Jr.	3	-	-
1960	HB	George McKinney, Jr.	2	23	0
1959		not available			
1958	HB	Don Horton, Sr.	2	24	0
		Jim Mooty, Jr.	2	8	0
1957		George Walker, Sr.	2	18	0
1956		Gerald Nesbitt, Jr.	4	95	0
1955		Don Christian, Jr.	4	83	0
1954		George Walker, So.	6	90	0
1953		Floyd Sagely, Sr.	3	51	0
1952		Johnny Cole, Sr.	3	33	0
		Edsel Nix, Jr.	3	13	0
1951		not available			
1950		not available			



INDIVIDUAL YEARLY LEADERS

PASSES BROKEN UP

YEAR	POS	PLAYER	PBU
2019	LB	Bumper Pool, Jr.	5
2018	CB	Ryan Pulley, Jr.	7
	CB	Jarques McClellion, R-Fr.	7
2017	DB	Henre Toliver, Sr.	8
	DB	Santos Ramirez, Jr.	8
	DB	Kamren Curl, Fr.	8
2016	CB	Ryan Pulley, So.	13
2015	CB	Jared Collins, Jr.	9
2014	CB	Jared Collins, So.	13
2013	S	Alan Turner, Jr.	5
	CB	Tevin Mitchel, Jr.	5
2012	S	Ross Rasner, Sr.	6
	CB	Kaelon Kelleybrew, Sr.	6
2011	S	Tramain Thomas, Sr.	6
2010	CB	Ramon Broadway, Jr.	6
2009	CB	Ramon Broadway, Jr.	4
	CB	Rudell Crim, Jr.	4
2008	CB	Ramon Broadway, So.	10
2007	FS	Michael Grant, Sr.	20
2006	CB	Chris Houston, Jr.	13
2005	CB	Michael Coe, Jr.	8
	CB	Chris Houston, So.	8
2004	LB	Sam Olajubutu, Jr.	4
2003	CB	Eddie Jackson, Sr.	10
2002	CB	Lawrence Richardson, So.	13
2001	CB	Lawrence Richardson, Fr.	20
2000	SS	D'Andre Berry, Jr.	12
1999	FS	Kenoy Kennedy, Sr.	10
1998	CB	David Barrett, Jr.	8
1997	CB	Marcus Campbell, Sr.	9
1996	CB	Marcus Campbell, Jr.	11
1995	CB	Spencer Brown, Sr.	7
1994	CB	Tracy Cantlope, Jr.	4
1993	CB	Orlando Watters, Sr.	8
1992	CB	Dean Peevy, So.	4
1991	CB	Orlando Watters, So.	6
1990	CB	Curtis Banks, Jr.	3
	CB	Pat Burris, Sr.	3
1989	S	Aaron Jackson, Jr.	10
1988	S	Steve Atwater, Sr.	9
1987	R	Odis Lloyd, Jr.	9
1986	S	Steve Atwater, So.	12
1985	S	Greg Lasker, Sr.	10
1984	S	Greg Lasker, Jr.	11
1983	CB	Greg Gaston, So.	6
	CB	Kevin Wyatt, So.	6
1982	CB	Danny Walters, Sr.	7
1981	SS	Keith Burns, Jr.	8
1980	CB	Trent Bryant, Sr.	6
1979	S	Kevin Evans, Jr.	8
1978	CB	Brad Shoup, Sr.	6
1977	SS	Howard Sampson, Sr.	6
1976		Bo Busby, Sr.	6
		Patrick Martin, Jr.	6
1975		Howard Sampson, Jr.	8
1974		Brad Thomas, Jr.	8
1973		not available	
1972		not available	
1971		not available	
1970		not available	
1969		not available	
1968	HB	Jerry Moore, So.	8
1967	HB	Tommy Trantham, Sr.	12
1966	HB	Gary Adams, So.	8
1965	MM	Mike Jordan, Jr.	9
1964	HB	Bill Gray, Sr.	9
1963	MM	Charles Daniel, Jr.	4
		Tommy Moore, Sr.	4
		Mike Parker, Sr.	4
1962	HB	Ken Hatfield, Jr.	5
		Mike Parker, Jr.	5
1961	C	Tommy Brasher, So.	5

FORCED FUMBLES

YEAR	POS	PLAYER	FF
2019	LB	DeJon Harris, Sr.	2
2018	DT	Armon Watts, Sr.	3
	DE	McTelvin Agim, Jr.	3
2017	DB	Santos Ramirez, Jr.	3
2016	DE/LB	Randy Ramsey, So.	3
2015	DE	Deatrich Wise Jr., Jr.	3
2014	LB	Martrell Spaight, Sr.	2
	LB	Brooks Ellis, So.	2
2013	DE	Trey Flowers, Jr.	3
2012	S	Ross Rasner, Sr.	2
	CB	Tevin Mitchel, So.	2
2011	DE	Jake Bequette, Sr.	5
2010	S	Tramain Thomas, Jr.	4
2009	DE	Tenarius Wright, Fr.	3
2008	DE	Malcolm Sheppard, Jr.	2
2007	SS	Matt Hewitt, Sr.	4
2006		Three with two	2
2005	DE	Desmond Sims, Jr.	2
2004		Seven with one	1
2003	LB	Caleb Miller, Jr.	3
2002	FS	Ken Hamlin, Jr.	4
2001	FS	Ken Hamlin, So.	4
2000		Five with one	1
1999	B	Jeromy Flowers, Sr.	3
	FS	Kenoy Kennedy, Sr.	3
1998	R	Zac Painter, Sr.	3
1997	LB	C.J. McLain, Jr.	3
1996	LB	C.J. McLain, So.	2
1995	E	Geno Bell, Jr.	2
	LB	Mark Smith, Jr.	2
1994		Four with two	2
1993	E	Henry Ford, Sr.	3
1992	LB	Tyrone Chatman, Jr.	4
1991		Six players	1
1990	E	Ken Benson, Sr.	2
	FS	Ben Floor, Sr.	2
1989		Seven players with one	1
1988	T	Wayne Martin, Sr.	7
1987	T	Wayne Martin, Jr.	2
1986	T	Wayne Martin, So.	2
	T	David Schell, Jr.	2
	LB	Rickey Williams, Jr.	2
1985	T	Rodney Beachum, Sr.	4
1984	R	Nathan Jones, Sr.	4
	LB	Nick Miller, Sr.	4

FUMBLE RECOVERIES

YEAR	POS	PLAYER	FR
2019	LB	DeJon Harris, Sr.	2
	CB	Kamren Curl, Jr.	2
2018	DB	Chevin Calloway, So.	2
2017	DL	Briston Guidry, R-Fr.	2
2016		Four Players	2
2015		Seven Players	1
2014	DT	Darius Philon, So.	3
2013		Six Players	1
2012		Five Players	1
2011	LB	Jerry Franklin, Sr.	2
2010	S	Tramain Thomas, Jr.	2
	CB	Darius Winston, So.	2
	LB	Freddy Burton, Sr.	2
2009	CB	Ramon Broadway, Jr.	3
2008	LB	Jerry Franklin, Fr.	2
2007	SS	Matt Hewitt, Sr.	3
2006	CB	Jerell Norton, Fr.	2
2005	DT	Keith Jackson, Jr.	3
2004	LB	Pierre Brown, Jr.	2
	CB	Dallas Washington, Fr.	2
2003		Seven Players	2
2002		Four Players	2
2001	FS	Ken Hamlin, So.	3
2000	DE	Carlos Hall, Jr.	2
1999	CB	Orlando Green, So.	2
	FS	Kenoy Kennedy, Sr.	2
	T	Sacha Lancaster, So.	2
1998	E	D.J. Cooper, Jr.	2
	CB	Rossi Morreale, So.	2
	LB	Harry Wilson, Sr.	2
1997	NG	Melvin Bradley, Jr.	4
1996	E	D.J. Cooper, Fr.	2
	LB	C.J. McLain, So.	2
1995	E	Marcus Adair, Sr.	2
1994	LB	Don Bray, Jr.	2
	E	Steven Conley, Jr.	2
	FS	Del Delco, Jr.	2
1993	T	Henry Ford, Sr.	2
1992	LB	Darwin Ireland, Jr.	2
	NG	Owen Kelly, Sr.	2
	SS	Mike Nunnerley, Fr.	2
1991	CB	Michael James, Sr.	3
1990	LB	Darwin Ireland, Fr.	5
1989	R	Kirk Collins, So.	2
1988	T	Wayne Martin, Sr.	3
1987		Seven Players	1
1986	NG	Tony Chericco, Jr.	2
	LB	Kerry Owens, So.	2
1985	T	Rodney Beachum, Sr.	2
1984	DE	Ravin Caldwell, Jr.	4
1983	T	Ron Faurot, Sr.	3
1982	T	Earl Buckingham, Sr.	3
1981	LB	Steve Douglas, Jr.	3
1980	LB	Jeff Goff, Jr.	3
	LB	Ed Jackson, So.	3
	E	Billy Ray Smith, So.	3
1979	DB	Trent Bryant, Jr.	3
	E	Jeff Goff, So.	3
1978	T	Dan Hampton, Sr.	3
	LB	Mike Massey, Jr.	3
	T	Dale White, Sr.	3
1977	T	Jimmy Walker, Jr.	3
1976	T	Dale White, So.	4
	E	Dennis Winston, Sr.	4
1975	E	Johnnie Meadors, Jr.	6
1974	E	Ivan Jordan, Jr.	5
1973		not available	
1972		not available	
1971		not available	
1970		not available	
1969		not available	
1968	T	Gordon McNulty, Jr.	4
1967	HB	Gary Adams, Jr.	3
	MG	David Cooper, Sr.	3
	LB	Lynn Garner, So.	3
1966	T	Loyd Phillips, Sr.	3
1965	LB	Joe Black, Jr.	4
1964	MG	Jimmy Johnson, Sr.	3
1963	T	Jim Williams, So.	4
1962		Billy Moore, Sr.	4
1961	G	Ray Trail, Jr.	4



INDIVIDUAL YEARLY LEADERS

TOTAL OFFENSE

YEAR	PLAYER	RUSH ATT	RUSH YDS	RUSH TD	PASS ATT	PASS COMP	PCT	PASS YDS	PASS TD	INT	TOTAL PLAYS	TOTAL YDS	TOTAL TD
2019	Nick Starkel, Jr.	6	-16	0	96	179	.536	1,152	7	10	185	1,136	7
2018	Ty Storey, Jr.	67	146	1	250	143	.572	1,584	11	10	317	1,730	12
2017	Austin Allen, Sr.	37	-20	1	187	105	.561	1,427	10	5	224	1,407	11
2016	Austin Allen, Jr.	65	-126	2	401	245	.611	3,430	25	15	466	3,304	27
2015	Brandon Allen, Sr.	56	107	1	370	244	.659	3,440	30	8	426	3,547	31
2014	Brandon Allen, Jr.	42	0	2	339	190	.560	2,285	20	5	381	2,285	22
2013	Brandon Allen, So.	29	29	1	258	128	.496	1,552	13	10	287	1,581	14
2012	Tyler Wilson, Sr.	41	7	0	401	249	.621	3,387	21	13	442	3,394	21
2011	Tyler Wilson, Jr.	60	-3	4	438	277	.632	3,638	24	6	498	3,635	28
2010	Ryan Mallett, Jr.	44	-74	4	411	266	.647	3,869	32	12	455	3,795	36
2009	Ryan Mallett, So.	58	-29	2	403	225	.558	3,624	30	7	461	3,595	32
2008	Casey Dick, Sr.	72	-51	3	357	205	.574	2,586	13	14	429	2,535	16
2007	Darren McFadden, Jr.	325	1,830	16	11	6	.545	123	4	0	336	1,953	20
2006	Darren McFadden, So.	284	1,647	14	9	7	.778	69	3	1	293	1,716	17
2005	Darren McFadden, Fr.	176	1,113	11	0	0	.000	0	0	0	176	1,113	11
2004	Matt Jones, Sr.	83	622	6	264	151	.572	2,073	15	12	347	2,695	21
2003	Matt Jones, Jr.	96	707	8	230	132	.574	1,917	18	7	326	2,624	26
2002	Matt Jones, So.	129	614	5	234	122	.521	1,592	16	8	363	2,206	21
2001	Zak Clark, So.	22	-42	0	179	88	.492	1,000	6	4	201	958	6
2000	Robby Hampton, So.	29	-19	1	261	145	.556	1,548	13	8	290	1,529	14
1999	Clint Stoerner, Sr.	27	-60	2	317	177	.558	2,293	19	10	344	2,233	21
1998	Clint Stoerner, Jr.	51	-57	1	312	167	.535	2,629	26	8	363	2,572	27
1997	Clint Stoerner, So.	81	-267	2	357	173	.485	2,347	12	13	438	2,080	14
1996	Pete Burks, So.	92	74	2	224	115	.513	1,464	6	9	316	1,464	8
1995	Barry Lunney Jr., Sr.	112	65	3	292	180	.616	2,206	12	10	404	2,246	15
1994	Barry Lunney Jr., Jr.	91	40	2	183	101	.552	1,345	11	6	274	1,385	13
1993	Barry Lunney Jr., So.	74	140	2	202	104	.515	1,241	6	7	276	1,381	8
1992	Barry Lunney Jr., Fr.	40	-140	0	189	91	.481	1,015	4	5	229	875	4
1991	Jason Allen, Fr.	47	98	0	102	48	.471	603	6	6	149	701	6
1990	Quinn Grovey, Sr.	104	326	5	235	120	.511	1,886	18	10	339	2,212	23
1989	Quinn Grovey, Jr.	120	565	8	131	72	.550	1,149	5	9	251	1,714	13
1988	Quinn Grovey, So.	110	515	7	98	62	.633	966	4	3	208	1,481	11
1987	James Rouse, Jr.	182	1,004	17	0	0	.000	0	0	0	182	1,004	17
1986	Greg Thomas, Jr.	141	461	8	109	67	.615	1,032	6	1	250	1,493	14
1985	Greg Thomas, So.	118	365	1	72	33	.458	554	4	2	190	919	5
1984	Brad Taylor, Sr.	109	135	5	147	82	.558	1,166	7	11	256	1,301	12
1983	Brad Taylor, Jr.	91	-31	3	257	139	.541	1,837	9	8	348	1,806	12
1982	Brad Taylor, So.	74	108	3	141	59	.418	1,073	6	9	215	1,181	9
1981	Tom Jones, Jr.	68	219	3	109	60	.551	684	7	7	177	903	10
1980	Tom Jones, So.	95	178	3	166	93	.560	1,161	6	8	261	1,339	9
1979	Kevin Scanlon, Sr.	120	248	7	139	92	.662	1,212	9	6	259	1,460	16
1978	Ron Calcagni, Sr.	153	448	11	103	62	.602	807	4	5	256	1,255	15
1977	Ron Calcagni, Jr.	125	546	4	137	73	.533	1,147	10	7	262	1,693	14
1976	Ben Cowins, So.	183	1,162	7	0	0	.000	0	0	0	183	1,162	7
1975	Ike Forte, Sr.	174	983	10	0	0	.000	0	0	0	174	983	10
1974	Ike Forte, Jr.	187	974	9	0	0	.000	0	0	0	187	974	9
1973	Dickey Morton, Sr.	226	1,298	5	0	0	.000	0	0	0	226	1,298	5
1972	Joe Ferguson, Sr.	73	68	2	254	119	.469	1,484	9	15	327	1,552	11
1971	Joe Ferguson, Jr.	63	39	6	271	160	.590	2,203	11	12	334	2,242	17
1970	Bill Montgomery, Sr.	86	157	6	195	110	.570	1,662	10	9	281	1,819	16
1969	Bill Montgomery, Jr.	92	66	3	173	93	.538	1,333	9	7	265	1,399	12
1968	Bill Montgomery, So.	116	239	4	234	134	.572	1,595	10	8	350	1,834	14
1967	Ronnie South, Sr.	55	-38	0	142	84	.592	1,159	11	8	197	1,121	11
1966	Jon Brittenum, Sr.	81	168	1	143	76	.531	1,103	7	7	224	1,271	8
1965	Jon Brittenum, Jr.	81	224	6	149	75	.503	1,103	8	7	230	1,327	14
1964	Fred Marshall, Sr.	104	438	3	94	50	.532	656	4	8	198	1,094	7
1963	Bill Gray, Jr.	51	36	5	79	34	.430	483	4	5	130	519	9
1962	Billy Moore, Sr.	131	585	14	91	51	.560	673	5	2	222	1,258	19
1961	George McKinney, Sr.	68	244	4	68	32	.471	426	6	5	136	670	10
1960	George McKinney, Jr.	84	193	1	90	39	.433	728	9	6	174	921	10
1959	Jim Mooty, Sr.	93	519	5	0	0	.000	0	0	0	93	519	5
1958	James Monroe, Jr.	67	174	3	96	41	.427	512	3	8	163	686	6
1957	George Walker, Sr.	34	84	3	63	35	.556	587	4	4	97	671	7
1956	Don Christian, Jr.	96	412	5	53	18	.340	260	2	0	149	672	7
1955	Henry Moore, Sr.	134	701	3	0	0	.000	0	0	0	134	701	3
1954	George Walker, So.	79	301	7	85	45	.529	603	4	9	164	904	11
1953	Lamar McHan, Sr.	143	409	4	150	78	.520	1,107	8	11	293	1,516	12
1952	Lamar McHan, Jr.	62	162	4	136	55	.404	743	5	17	198	905	9
1951	Lamar McHan, So.	127	433	4	135	53	.393	724	6	14	262	1,157	10
1950	Jim Rinehart, Jr.	72	142	2	139	59	.424	756	3	15	211	898	5
1949	Geno Mazzanti, Sr.	123	757	3	0	0	.000	0	0	0	123	757	3
1948	Clyde Scott	95	670	6	20	9	.450	198	2	2	115	868	8
1947	Clyde Scott	152	659	6	41	14	.341	258	2	1	193	917	8
1946	Ken Holland	112	397	2	44	-	-	242	2	N	156	639	4
1938	Kay Eakin	119	482	4	193	78	.404	962	5	18	312	1,344	9
1937	Jack Robbins	57	195	4	130	49	.377	780	8	18	187	910	12
1936	Jack Robbins	73	315	2	104	54	.519	554	4	7	177	869	6
1935	Jack Robbins	61	345	4	152	95	.625	1,219	7	7	213	1,564	1



TEAM RUSHING RECORDS

RUSHING ATTEMPTS

GAME

1.	85	TCU (475 yards)	1980
2.	81	at Rice (421 yards)	1981
3.	80	at Ole Miss (370 yards)	2001
	80	Utah State (385 yards)	1975
5.	78	Tulsa (344 yards)	1987
6.	77	Colorado State (410 yards)	1974
	77	Oklahoma State (349 yards)	1969
8.	75	at Houston (296 yards)	1988
	75	TCU (316 yards)	1986
	75	Texas A&M (266 yards)	1984
	75	Texas Tech (527 yards)	1978
	75	Tulsa (365 yards)	1974

SEASON

1.	753	3,196 yards in 11 games	1987
2.	685	2,922 yards in 11 games	1985
3.	680	3,456 yards in 11 games	1989
4.	677	3,119 yards in 11 games	1978
5.	674	2,898 yards in 11 games	1974
6.	668	2,721 yards in 11 games	1986
7.	659	3,523 yards in 11 games	1975
8.	644	2,348 yards in 11 games	1982
9.	643	3,065 yards in 14 games	2002
10.	640	2,420 yards in 11 games	1984

RUSHING YARDS

GAME

1.	594	Pittsburg (Kan.) State (54 rushes)	1936
2.	542	South Carolina	2007
3.	541	Florida International (58 rushes)	2007
4.	527	TCU (75 rushes)	1978
5.	512	SMU (73 rushes)	1977
6.	503	Northwestern (La.) State (47 rushes)	1947
7.	502	New Mexico (71 rushes)	1987
8.	501	Air Force (62 rushes)	1975
9.	495	Nicholls (40 rushes)	2014
10.	493	Missouri State (51 rushes)	2005

SEASON

1.	3,725	625 rushes in 13 games	2007
2.	3,523	659 rushes in 11 games	1975
3.	3,456	680 rushes in 11 games	1989
4.	3,199	539 rushes in 14 games	2006
5.	3,196	753 rushes in 12 games	1987
6.	3,145	626 rushes in 13 games	2003
7.	3,119	677 rushes in 11 games	1978
8.	3,065	643 rushes in 14 games	2002
9.	3,011	604 rushes in 11 games	1977
10.	2,922	685 rushes in 11 games	1985



FELIX JONES teamed with Darren McFadden and Peyton Hillis in 2007 to create the most prolific rushing attack in Razorback history. The trio helped Arkansas rush for 3,725 yards on just 625 carries (5.96 avg.), setting school records for total rushing yards and yards per rush.

RUSHING YARDS PER GAME

SEASON

1.	320.3	3,523 yards in 11 games	1975
2.	314.2	3,456 yards in 11 games	1989
3.	286.5	3,725 yards in 13 games	2007
4.	283.5	3,119 yards in 11 games	1978
5.	273.7	3,011 yards in 11 games	1977
6.	266.3	3,196 yards in 12 games	1987
7.	265.6	2,922 yards in 11 games	1985
8.	263.4	2,898 yards in 11 games	1974
9.	247.4	2,721 yards in 11 games	1986
10.	246.7	2,714 yards in 11 games	1988

YARDS PER RUSH

GAME

1.	12.38	Nicholls (40 for 495 yards)	2014
2.	11.00	Pittsburg (Kan.) State (54 for 594 yards)	1936
3.	10.70	Northwestern (La.) State (47 for 503 yards)	1947
4.	9.73	Eastern Michigan (30 for 292 yards)	2009
5.	9.50	Missouri State (51 for 483 yards)	2005
6.	9.47	at Auburn (45 for 426 yards)	2002
7.	9.33	South Carolina (58 for 541 yards)	2007
8.	9.29	Alcorn State (38 for 353 yards)	2016
	9.29	Southeast Missouri State (41 for 381 yards)	2006
10.	8.70	at Mississippi State (41 for 357)	2016

SEASON

1.	5.96	625 for 3,725 yards	2007
2.	5.94	539 for 3,199 yards	2006
3.	5.35	659 for 3,523 yards	1975
4.	5.28	474 for 2,504 yards	2013
5.	5.08	557 for 2,834 yards	2014
6.	5.08	680 for 3,456 yards	1989
7.	5.02	626 for 3,145 yards	2003
8.	5.01	512 for 2,565 yards	2015
9.	4.99	604 for 3,011 yards	1977
10.	4.96	481 for 2,386 yards	2005

RUSHING TOUCHDOWNS

SEASON

1.	35		1970
2.	34		2003
	34		1989
	34		1978
	34		1965
6.	33		2007
	33		1975
	33		1969
9.	32		1971
10.	31		2015
	31		2014
	31		1988
	31		1987
	31		1974



TEAM PASSING RECORDS

PASS ATTEMPTS

GAME		
1. 59	at Texas A&M (29 completions)	2012
2. 53	Toledo (32 completions)	2015
53	LSU (31 completions)	2012
53	Alabama (24 completions)	1999
5. 51	Texas A&M (30 completions)	2011
51	Texas A&M (31 completions)	1971
7. 50	San Jose State (28 completions)	2019
8. 49	at Auburn (35 completions)	2010
49	at Kentucky (25 completions)	1999
10. 48	Alabama (25 completions)	2016
48	Vanderbilt (28 completions)	2010

SEASON

1. 471	299 completions	2011
2. 465	301 completions	2010
3. 459	272 completions	2012
4. 443	253 completions	2008
5. 439	247 completions	2009
6. 407	202 completions	2019
7. 406	247 completions	2016
8. 374	226 completions	2015
9. 371	204 completions	1999
10. 370	202 completions	2018
370	177 completions	1997

PASS COMPLETIONS

GAME		
1. 35	at Auburn (49 attempts)	2010
2. 33	Mississippi State (45 attempts)	2011
3. 32	Toledo (53 attempts)	2015
4. 31	LSU (53 attempts)	2012
31	Texas A&M (51 attempts)	1971
6. 30	Mississippi State (43 attempts)	2015
30	Texas A&M (51 attempts)	2011
30	Missouri State (41 attempts)	2009
9. 29	at Texas A&M (59 attempts)	2012
10. 28	San Jose State (50 attempts)	2019
28	vs. Texas A&M (42 attempts)	2016
28	Georgia (45 attempts)	2014
28	Missouri State (35 attempts)	2011
28	Vanderbilt (48 attempts)	2010
28	Louisiana Monroe (43 attempts)	2010

SEASON

1. 301	465 attempts	2010
2. 299	471 attempts	2011
3. 272	459 attempts	2012
4. 253	443 attempts	2008
5. 247	406 attempts	2016
247	439 attempts	2009
7. 246	374 attempts	2015
8. 204	371 attempts	1999
9. 202	407 attempts	2019
202	370 attempts	2018

COMPLETION PERCENTAGE

SEASON		
1. .658	246 of 374	2015
2. .647	301 of 465	2010
3. .639	122 of 191	1979
4. .635	299 of 471	2001
5. .610	183 of 300	1995
6. .608	247 of 406	2016
7. .600	78 of 130	1986
8. .593	272 of 459	2012
9. .580	170 of 293	1971
10. .574	116 of 202	1967



Behind quarterback **RYAN MALLET**T in 2010, Arkansas led the SEC and ranked in the top six nationally in total passing yards (4,338), passing yards per game (333.7) and touchdown passes (36), all of which are program records.

PASSING YARDS

GAME		
1. 510	Texas A&M (30-51, 3 TD, 0 INT)	2011
2. 447	Missouri State (30-41, 3 TD, 1 INT)	2009
3. 442	at Ole Miss (33-45, 6 TD, 0 INT)	2015
4. 428	at Auburn (35-49, 5 TD, 2 INT)	2010
5. 419	Rutgers (20-39, 3 TD, 2 INT)	2012
6. 417	Vanderbilt (28-48, 3 TD, 0 INT)	2010
7. 412	Toledo (32-53, 0 TD, 1 INT)	2015
8. 408	Georgia (21-39, 5 TD, 0 INT)	2009
9. 406	Mississippi State (30-43, 7 TD, 0 INT)	2015
10. 405	Troy (23-30, 5 TD, 1 INT)	2009

SEASON

1. 4,338	301 of 465	2010
2. 3,909	299 of 471	2011
3. 3,842	247 of 439	2009
4. 3,618	272 of 459	2012
5. 3,486	246 of 374	2015
6. 3,434	247 of 406	2016
7. 3,115	253 of 443	2008
8. 2,668	170 of 321	1998
9. 2,576	204 of 371	1999
10. 2,463	192 of 340	2017

PASSING YARDS PER GAME

SEASON		
1. 333.7	4,338 in 13 games	2010
2. 301.5	3,618 in 12 games	2012
3. 300.7	3,909 in 13 games	2011
4. 278.8	3,624 in 13 games	2009
5. 268.2	3,486 in 13 games	2015
6. 264.2	3,434 in 13 games	2016
7. 259.6	3,115 in 12 games	2008
8. 242.5	2,668 in 11 games	1998
9. 234.2	2,576 in 11 games	1999
10. 225.5	2,448 in 11 games	1970

PASSING YARDS PER ATTEMPT

SEASON		
1. 9.45	112 for 1,058	1957
2. 9.43	130 for 1,226	1986
3. 9.33	465 for 4,338	2010
4. 9.32	374 for 3,486	2015
9.32	120 for 1,118	1985
6. 8.99	403 for 3,624	2009
7. 8.96	164 for 1,470	1989
8. 8.70	180 for 1,566	1988
9. 8.62	284 for 2,448	1970
10. 8.46	406 for 3,434	2016

TOUCHDOWN PASSES

GAME		
1. 7	Mississippi State	2015
2. 6	at Ole Miss	2015
6	Pittsburg (Kan.) State	1936
4. 5	Kentucky	2012
5	UTEP	2010
5	at Auburn	2010
5	Mississippi State	2009
5	Troy	2009
5	Georgia	2009
5	Mississippi State	2007
5	Vanderbilt	1994

SEASON

1. 36		2010
2. 32		2009
3. 31		2015
4. 26		2016
26		2011
26		1998
7. 24		2007
8. 23		2012
23		2006
10. 21		2014
21		1999



TEAM OFFENSE RECORDS

TOTAL PLAYS

GAME

1.	110	Wichita State (63 rushes, 47 passes, 545 yards, 4 TD)	1969
2.	107	at Rice (81 rushes, 26 passes, 620 yds, 5 TD)	1981
	107	Oklahoma State (77 rushes, 30 passes, 500 yds, 6 TD)	1969
4.	106	at Ole Miss (80 rushes, 26 passes, 531 yards, 8 TD)	2001
5.	99	at Kentucky (71 rushes, 28 passes, 9 TD)	2003
6.	98	at Texas A&M (39 rushes, 59 passes, 515 yards, 1 TD)	2012
7.	97	at Houston (56 rushes, 41 passes, 1 TD)	1990
	97	TCU (85 rushes, 12 passes, 610 yds, 6 TD)	1980
9.	95	Texas Tech (60 rushes, 35 passes, 1 TD)	1990
	95	TCU (75 rushes, 20 passes, 4 TD)	1986

SEASON

1.	942	643 rushes, 299 passes, 40 TD	2002
2.	938	625 rushes, 313 passes, 57 TD	2007
3.	930	626 rushes, 304 passes, 54 TD	2003
4.	923	517 rushes, 406 passes, 47 TD	2016
5.	916	557 rushes, 359 passes, 52 TD	2014
6.	893	644 rushes, 249 passes, 33 TD	1982
7.	886	512 rushes, 374 passes, 62 TD	2015
	886	421 rushes, 465 passes, 58 TD	2010
9.	883	412 rushes, 471 passes, 51 TD	2011
10.	879	753 rushes, 126 passes, 34 TD	1987

TOTAL YARDS

GAME

1.	859	Pittsburg (Kan.) State (594 rush, 265 pass, 86 plays, 8 TD)	1936
2.	713	North Texas (446 rush, 267 pass, 80 plays, 8 TD)	2007
3.	684	Nicholls (495 rush, 189 pass, 54 plays, 10 TD)	2014
4.	661	at Mississippi State (357 rush, 304 pass, 67 plays, 8 TD)	2016
5.	658	at TCU (296 rush, 362 pass, 83 plays, 7 TD)	1970
6.	650	South Carolina (541 rush, 109 pass, 69 plays, 7 TD)	2007
7.	647	Houston (391 rush, 256 pass, TD)	1989
8.	632	New Mexico (259 rush, 373 pass, 81 plays, 6 TD)	2011
9.	620	UTEP (366 rush, 254 pass, TD)	1989
	620	at Rice (421 rush, 199 pass, 107 plays, 5 TD)	1981

SEASON

1.	6,273	1,935 rushing, 4,338 passing, 58 TD	2010
2.	6,051	2,565 rushing, 3,486 passing, 62 TD	2015
3.	5,850	3,725 rushing, 2,125 passing, 57 TD	2007
4.	5,695	1,786 rushing, 3,909 passing, 51 TD	2011
5.	5,607	3,145 rushing, 2,462 passing, 54 TD	2003
6.	5,569	2,135 rushing, 3,434 passing, 47 TD	2016
7.	5,555	1,713 rushing, 3,842 passing, 55 TD	2009
8.	5,292	3,199 rushing, 2,093 passing, 49 TD	2006
9.	5,278	2,834 rushing, 2,444 passing, 52 TD	2014
10.	5,042	1,424 rushing, 3,618 passing, 35 TD	2012

TOTAL YARDS PER GAME

SEASON

1.	482.5	6,273 in 13 games	2010
2.	465.5	6,051 in 13 games	2015
3.	450.0	5,850 in 13 games	2007
4.	447.8	4,926 in 11 games	1989
5.	445.3	4,898 in 11 games	1971
6.	438.1	5,695 in 13 games	2011
7.	431.3	5,607 in 13 games	2003
8.	428.4	5,564 in 13 games	2016
9.	427.3	5,555 in 13 games	2009
10.	420.2	5,042 in 12 games	2012

TOTAL YARDS PER PLAY

GAME

1.	12.67	Nicholls (54 for 684 yards)	2014
2.	10.76	Northwestern (La.) State (49 for 527 yards)	1947
3.	10.33	Eastern Michigan (57 for 589 yards)	2009
4.	9.99	Alcorn State (56 for 559 yards)	2016
	9.99	Pittsburg (Kan.) State (86 for 859 yards)	1936
6.	9.42	South Carolina (69 for 650 yards)	2007
7.	9.87	at Mississippi State (67 for 661 yards)	2016
8.	9.10	Troy (61 for 592 yards)	2009
9.	9.07	UTEP (54 for 490 yards)	2015
10.	8.95	Tennessee Tech (58 for 519 yards)	2010

SEASON

1.	7.08	886 for 6,273 yards	2010
2.	6.83	886 for 6,051 yards	2015
3.	6.66	834 for 5,555 yards	2009
4.	6.45	883 for 5,695 yards	2011
5.	6.29	841 for 5,292 yards	2006
6.	6.24	938 for 5,850 yards	2007
7.	6.10	826 for 5,042 yards	2012
8.	6.03	930 for 5,607 yards	2003
9.	6.00	923 for 5,569 yards	2016
10.	5.84	844 for 4,926 yards	1989

RUSHING FIRST DOWNS

GAME

1.	29	TCU	1980
2.	24	at Texas Tech	2014
	24	Oklahoma State	1969
4.	23	North Texas State	1971
5.	22	South Carolina	2007
	22	at Ole Miss	2001
7.	21	Northwestern (La.) State	1961
	21	at SMU	1959
9.	20	Missouri State	2005
	20	Rice	1956

SEASON

1.	183		1989
	183		1987
3.	172		1978
4.	165		2007
5.	157		1986
	157		1985
7.	156		1975
8.	153		1974
9.	152		1971
10.	150		2002

PASSING FIRST DOWNS

GAME

1.	24	at Ole Miss	2015
2.	21	Mississippi State	2015
3.	20	Toledo	2015
4.	19	Mississippi State	2011
	19	Texas A&M	2011
	19	at Auburn	2010
	19	Louisiana Monroe	2010
	19	Troy	2009
	19	Missouri State	2009
10.	18	New Mexico	2011



KNILE DAVIS totaled 1,458 all-purpose yards in 2010 to help the Hogs average a school-record 482.5 yards of total offense, which also ranked second in the SEC and ninth nationally.

SEASON

1.	173		2010
2.	167		2015
3.	166		2011
4.	150		2016
5.	147		2009
6.	142		2012
7.	134		2008
8.	120		2014
9.	117		2003
10.	111		2019
	111		1999

TOTAL FIRST DOWNS

GAME

1.	37	at TCU	1980
2.	35	at Ole Miss	2015
3.	34	New Mexico	2011
	34	South Florida	2002
	34	Navy	1982
	34	at Rice	1981
	34	Oklahoma State	1969
8.	32	at Texas Tech	2014
	32	Ole Miss	2001
	32	Wichita State	1969

SEASON

1.	305	129 rush, 167 pass, 9 penalty	2015
2.	291	105 rush, 173 pass, 13 penalty	2010
3.	288	116 rush, 150 pass, 22 penalty	2016
	288	146 rush, 120 pass, 22 penalty	2014
5.	279	93 rush, 166 pass, 20 penalty	2011
6.	273	165 rush, 97 pass, 11 penalty	2007
	273	142 rush, 117 pass, 14 penalty	2003
8.	269	152 rush, 103 pass, 14 penalty	1971
9.	261	183 rush, 69 pass, 9 penalty	1989
10.	255	150 rush, 87 pass, 18 penalty	2002



TEAM PUNTS/RETURNS/SCORING RECORDS

TOTAL PUNTS

GAME		
1. 13	Oklahoma State	1946
2. 12	TCU (442 for 36.8 average)	1959
3. 11	at SMU (506 for 46.0 average)	1965
4. 10	at Auburn (415 for 41.5 average)	2016
10	at Alabama (402 for 40.2 average)	2015
10	at Alabama (358 for 35.8 average)	2009
10	UNLV (434 for 43.4 average)	2001
10	at Texas A&M (379 for 37.9 average)	1987
10	Texas Tech (495 for 49.5 average)	1986
10	at Rice (349 for 34.9 average)	1963
10	Tulsa (301 for 30.1 average)	1961
10	Texas (350 for 35.0 average)	1959
10	at Baylor (330 for 33.0 average)	1955

SEASON		
1. 76	40.5 average	1992
2. 74	36.9 average	2002
3. 73	37.5 average	1955
4. 70	36.7 average	1957
5. 69	40.3 average	1996
6. 68	37.5 average	2018
68	42.2 average	1991
68	36.8 average	1958
68	37.9 average	1949
10. 67	42.5 average	2001
67	41.7 average	2000
67	38.1 average	1950

PUNTING YARDS

GAME		
1. 506	SMU (11 punts)	1965
2. 495	Texas Tech (10 punts)	1986
3. 442	TCU (12 punts)	1959
4. 434	UNLV (10 punts)	2001
5. 419	Texas A&M (8 punts)	1976
6. 415	at Auburn (10 punts)	2016
7. 402	at Alabama (10 punts)	2015
8. 401	Houston (8 punts)	1983
9. 389	Alabama (8 punts)	2002
10. 387	at Baylor (9 punts)	1986

SEASON		
1. 3,075	76 for 40.5 average	1992
2. 2,867	68 for 42.2 average	1991
3. 2,848	67 for 42.5 average	2001
4. 2,801	65 for 43.1 average	1976
5. 2,793	67 for 41.7 average	2000
6. 2,791	64 for 43.6 average	1983
7. 2,777	69 for 40.3 average	1996
8. 2,737	73 for 37.5 average	1955
9. 2,729	74 for 36.9 average	2002
10. 2,626	59 for 44.5 average	1949

PUNTING AVERAGE

GAME		
1. 61.0	at Texas (3 punts)	1980
2. 59.0	at Baylor (2 punts)	1988
3. 58.3	Tulsa (3 punts)	2012
4. 54.0	Texas A&M (1 punt)	1959
5. 53.5	South Carolina (4 punts)	2013
6. 52.8	Alabama (4 punts)	2016
7. 52.5	at TCU (2 punts)	1985
8. 52.4	Texas A&M (8 punts)	1976
9. 52.3	at Rice (3 punts)	1977
10. 52.0	Texas A&M (1 punt)	1959

SEASON		
1. 46.2	54 for 2,493 yards	1986
2. 45.3	53 for 2,400 yards	2001
3. 44.9	51 for 2,234 yards	1984
4. 44.7	54 for 2,416 yards	2012
5. 44.5	59 for 2,626 yards	2016
6. 44.3	48 for 2,127 yards	1977
7. 43.6	64 for 2,791 yards	1983
8. 43.3	54 for 2,340 yards	1980
9. 43.1	65 for 2,801 yards	1976
10. 43.0	37 for 1,590 yards	1975

TOTAL PUNT RETURNS

GAME		
1. 9	North Texas (165 yards)	1971
9	Rice (89 yards)	1964
3. 8	Missouri State (188 yards)	2011
8	at Ole Miss (53 yards)	1985
8	at Texas Tech (130 yards)	1979
8	TCU (107 yards)	1967
8	Tulsa (137 yards)	1961
8. 7	Baylor (110 yards)	1970
7	Wichita State (159 yards)	1969
7	TCU (59 yards)	1968
7	Oklahoma State (33 yards)	1967
7	Tulsa (95 yards)	1957

SEASON		
1. 45	700 yards	1950
2. 44	544 yards	1985
3. 43	319 yards	1982
43	423 yards	1957
5. 41	300 yards	1992
6. 40	305 yards	1977
7. 37	439 yards	2002
37	433 yards	1967
9. 36	247 yards	1994
36	291 yards	1979

PUNT RETURN YARDAGE

GAME		
1. 188	Missouri State (8 returns)	2011
2. 165	North Texas (9 returns)	1971
3. 159	Wichita State (7 returns)	1969
4. 144	Ole Miss (4 returns)	2010
5. 137	Tulsa (8 returns)	1961
6. 127	at Kentucky (5 returns)	2003
7. 110	Baylor (7 returns)	1970
8. 107	TCU (8 returns)	1967
9. 95	Tulsa (7 returns)	1957

SEASON		
1. 700	45 returns	1950
2. 544	44 returns	1985
3. 536	27 returns	1948
4. 534	32 returns	1964
5. 463	33 returns	1962
6. 441	34 returns	2003
7. 439	37 returns	2002
8. 433	37 returns	1967
9. 423	43 returns	1957
10. 421	26 returns	1963

PUNT RETURN AVERAGE

SEASON		
1. 19.85	27 for 536 yards	1948
2. 16.69	32 for 534 yards	1964
3. 16.19	26 for 421 yards	1963
4. 15.96	25 for 399 yards	1955
5. 15.56	45 for 700 yards	1950
6. 15.55	20 for 311 yards	2010
7. 15.00	27 for 405 yards	1966
8. 14.75	28 for 413 yards	1960
9. 14.03	33 for 463 yards	1962
10. 13.67	12 for 164 yards	1954

TOTAL KICKOFF RETURNS

GAME		
1. 10	at Auburn (179 yards)	2010
2. 8	Alabama (184 yards)	2008
8	at LSU (103 yards)	2003
8	Minnesota (128 yards)	2002
8	at Tennessee (161 yards)	2000
8	at Tulsa (222 yards)	1952
7. 7	at Ole Miss (156 yards)	2017
7	at Alabama (129 yards)	2013
7	at Mississippi State (108 yards)	2012
7	LSU (109 yards)	2008
7	Missouri (168 yards)	2007
7	at Tennessee (117 yards)	2007
7	at Georgia (125 yards)	2001
7	Boise State (135 yards)	2000

SEASON

1. 54	1,047 yards	2010
54	1,283 yards	2009
3. 53	1,004 yards	1990
4. 52	1,104 yards	2008
5. 51	1,125 yards	2007
6. 45	957 yards	2017
7. 44	872 yards	1952
8. 42	974 yards	2011
42	872 yards	2002
10. 41	867 yards	2001
41	688 yards	1987

KICKOFF RETURN YARDAGE

GAME		
1. 222	at Tulsa (8 returns)	1952
2. 200	Hardin-Simmons (2 returns)	1958
3. 197	Alabama (6 returns)	2002
4. 194	Stanford (6 returns)	1970
5. 184	Alabama (8 returns)	2008
184	Southern California (6 returns)	2005
7. 179	at Auburn (10 returns)	2010
8. 178	South Carolina (4 returns)	2011
9. 168	Missouri (7 returns)	2007
10. 163	Troy (4 returns)	2007

SEASON

1. 1,283	54 returns	2009
2. 1,125	51 returns	2007
3. 1,104	52 returns	2008
4. 1,047	54 returns	2010
5. 1,004	53 returns	1990
6. 974	42 returns	2011
7. 965	33 returns	2005
8. 957	45 returns	2017
9. 921	37 returns	2006
10. 872	42 returns	2002
872	44 returns	1952

KICKOFF RETURN AVERAGE

SEASON		
1. 29.20	33 for 965 yards	2005
2. 25.70	24 for 617 yards	2014
3. 25.48	29 for 739 yards	1992
4. 24.89	37 for 921 yards	2006
5. 24.74	19 for 470 yards	1962
6. 23.75	54 for 1,283 yards	2009
7. 23.19	42 for 974 yards	2011
8. 23.04	23 for 530 yards	2018
9. 23.00	26 for 598 yards	1986
10. 22.29	24 for 535 yards	1980

TOTAL POINTS

GAME		
1. 100	Southwest Missouri State (100-0)	1911
2. 82	Oklahoma Mines (82-0)	1916
3. 73	Nicholls (73-7)	2014
73	Texas Southwestern (73-0)	1928
5. 72	Ouachita College (72-0)	1908
6. 71	at Kentucky (71-63 70T)	2003
7. 66	North Texas (66-7)	2007
8. 65	Drury College (65-6)	1911
9. 64	Northwestern (La.) State (64-0)	1947
10. 63	UT Martin (63-28)	2015
63	Eastern Michigan (63-27)	2009
63	Southeast Missouri State (63-7)	2006
63	New Mexico State (63-13)	2004
63	Pacific (63-14)	1988
63	Hendrix (63-0)	1933
63	Henderson State (63-0)	1910

SEASON

1. 485	13 games	2007
2. 478	13 games	2011
3. 474	13 games	2010
4. 468	13 games	2009
5. 467	13 games	2015
6. 436	13 games	2003
7. 415	13 games	2014
8. 404	14 games	2006
9. 402	11 games	1970
10. 394	13 games	2016

POINTS PER GAME

SEASON		
1. 37.3	485 in 13 games	2007
2. 36.8	478 in 13 games	2011
3. 36.5	474 in 13 games	2010
36.5	402 in 11 games	1970
5. 36.0	468 in 13 games	2009
6. 35.9	467 in 13 games	2015
7. 33.5	436 in 13 games	2003
8. 32.6	261 in 8 games	1916
9. 32.5	390 in 12 games	1998
10. 32.4	389 in 12 games	1977

TOTAL TOUCHDOWNS

GAME		
1. 12	Oklahoma Mines	1916
2. 10	Nicholls (6 rush, 4 pass)	2014
10	Northwestern (La.) State (9 rush, 1 pass)	1947
4. 9	UT Martin (6 rush, 3 pass)	2015
9	New Mexico St. (5 rush, 3 pass, 1 blocked punt)	2004
9	at Kentucky (5 rush, 3 pass, 1 blocked punt)	2003
9	North Texas (7 rush, 2 pass)	1971
8. 8	at Mississippi State (5 rush, 3 pass)	2016
8	Troy (3 rush, 5 pass)	2009
8	Eastern Michigan (4 rush, 3 pass, 1 blocked punt)	2009
8	North Texas (5 rush, 3 pass)	2007
8	Southeast Missouri St. (5 rush, 3 pass)	2006
8	Pittsburg (Kan.) St. (2 rush, 6 pass)	1936
8	North Texas (7 rush, 1 pass)	1965
8	Wichita State (3 rush, 3 pass, 1 Int. Ret., 1 punt ret.)	1970

SEASON		
1. 62		2015
62		2007
3. 60		2010
60		2009
5. 59		2011
6. 56		2014
56		2003
8. 55		2006
9. 53		1970
10. 51		2016

FIELD GOALS

SEASON		
1. 24		1988
2. 21		2011
3. 20		1989
4. 19		2018
19		1981
19		1979
19		1977
8. 18		2002
9. 17		2007
17		1998
17		1992

PATs

SEASON		
1. 58		2015
58		2009
58		2007
4. 56		2010
5. 55		2011
6. 52		2014
7. 50		2006
50		2003
50		1970
10. 45		2016



TEAM MISCELLANEOUS RECORDS



Behind quarterback **BRANDON ALLEN**, Arkansas set a program record with four 50-point scoring performances in 2015, including a record three in SEC play. In the four games against Auburn (54), UT Martin (63), Ole Miss (53) and Mississippi State (50), Allen went a combined 96-of-138 for 1,346 yards and 18 touchdowns through the air.

TOTAL PENALTIES

GAME		
1.	17	Air Force (144 yards) 1975
2.	15	Tulsa (120 yards) 1963
	15	Texas Tech (142 yards) 1957
4.	14	Texas A&M (112 yards) 2011
	14	at Georgia (97 yards) 2001
	14	at Texas A&M (100 yards) 1964
7.	13	Vanderbilt (130 yards) 2010
	13	Texas A&M (108 yards) 2010
	13	at Kentucky (102 yards) 2008
	13	Troy (112 yards) 2002
	13	Utah State (112 yards) 1976
	13	Oklahoma State (155 yards) 1956

TOTAL PENALTY YARDS

GAME		
1.	155	Oklahoma State (13) 1956
2.	144	Air Force (17) 1975
3.	142	Texas Tech (15) 1957
4.	132	at TCU (12) 1974
5.	130	Vanderbilt (13) 2010
6.	123	Wisconsin (12) 2006
7.	120	Tulsa (15) 1963
8.	119	TCU (12) 1971
9.	117	at Texas A&M (11) 1974
10.	115	Kentucky (12) 1998
	115	Tulsa (9) 1970

HOGS BY THE NUMBERS

Games played: 1,271 in 126 seasons
 Games won: 717
 Games lost: 514
 Games tied: 40
 Fayetteville: 310-140-10 (.684)
 Little Rock: 168-68-4 (.708)
 Donald W. Reynolds Razorback Stadium:
 192-105-2 (.648)
 War Memorial Stadium: 151-61-4 (.646)
 AT&T Stadium: 4-6 (.400)
 Home: 485-210-15 (.694)*
 Road: 194-244-22 (.446)
 Neutral: 38-60-6 (.394)
 Overtime Games: 12-7 (.632)
 SEC record: 91-131-2 (.411)
 Final Southwest Conference record:
 249-195-16 (.559)
 National championships: 1; 1964
 (FWAA and Helms Athletic Foundation)
 SWC Championships: 13; 1936, 1946, 1954, 1959, 1960,
 1961, 1964, 1965, 1968, 1975, 1979, 1988, 1989
 SEC Western Division championships: 4; 1995, 1998,
 2002, 2006
 Longest winning streak: 22, 1963-65

Longest string of games without defeat:
 22, 1963-65
 Undefeated seasons: 2; 1909, 1964
 Untied, unbeaten seasons: 2; 1909, 1964
 Undefeated SWC seasons: 4; 1920, 1964, 1965, 1988
 Untied, unbeaten SWC seasons: 3; 1964, 1965, 1988
 Most victories in one season: 11; 1964, 1977, 2011
 Highest game score by Arkansas: 100 (SMS, 1911)
 Highest game score by opponent:
 103 (Oklahoma, 1918)
 Largest victory margin: 100 (100-0, SMS, 1911)
 Largest defeat margin: 103 (103-0, Oklahoma, 1918)
 Most teams held scoreless by Arkansas: 6, 1923
 Fewest games played by Arkansas: 1, 1895
 Most games played by Arkansas: 14, 2002, 2006
 Consecutive games scoring streak: 188, 1995-2012
 Consecutive passes without an interception:
 166, Texas A&M-South Carolina, 2011
 Arkansas has 205 shutouts in 124 seasons

**Arkansas' home record also includes a 6-3-1 mark in games played in Fort Smith, Ark. and a 1-0 mark in games played in Texarkana, Ark.*



TEAM RUSHING DEFENSE RECORDS

RUSHING ATTEMPTS

GAME

1.	14	New Mexico State (11 yards)	2017
	14	Florida (12 yards)	2016
3.	15	at South Carolina (51 yards)	2006
	15	South Florida (48 yards)	2002
	15	Auburn (91 yards)	1995
6.	16	at LSU (260 yards)	2019
	16	at Texas A&M (32 yards)	1966
8.	17	Baylor (89 yards)	1964
	17	Missouri School of Mines (32 yards)	1943
10.	18	Texas (2 yards)	2014
	18	at Rice (15 yards)	1981
	18	North Texas (14 yards)	1965

SEASON

1.	355	(765 yards)	1965
2.	377	(1,294 yards)	1989
3.	382	(907 yards)	1962
4.	388	(997 yards)	1966
5.	390	(1,050 yards)	1998
6.	392	(1,136 yards)	1999
7.	393	(1,198 yards)	1987
8.	394	(1,010 yards)	1988
9.	400	(970 yards)	1964
10.	403	(1,514 yards)	2015
	403	(1,879 yards)	2005
	403	(1,441 yards)	1986

RUSHING YARDS

GAME

1.	-27	Texas (25 rushes)	1999
2.	-25	at Texas Tech (39 rushes)	1981
3.	-23	Tulsa (35 rushes)	1973
4.	-20	Pittsburg (Kan.) State (42 rushes)	1936
5.	-19	Oklahoma State (22 rushes)	1969
6.	-15	at Texas A&M (46 rushes)	1970
7.	-9	SMU (22 rushes)	1950
8.	-5	Wisconsin (28 rushes)	2006
9.	-2	Northwestern (La.) State (23 rushes)	1947
10.	2	Texas (18 rushes)	2014

SEASON

1.	756	355 rushes	1965
2.	907	382 rushes	1962
3.	970	400 rushes	1964
4.	997	388 rushes	1966
5.	1,010	394 rushes	1988
6.	1,050	390 rushes	1998
7.	1,064	420 rushes	1982
8.	1,131	342 rushes	1996
9.	1,136	392 rushes	1999
10.	1,145	428 rushes	1961



The **RAZORBACK DEFENSE** moved into the record books following Arkansas' 31-7 Texas Bowl win over Texas in 2014. The Razorbacks allowed just two rushing yards against the Longhorns, the 10th-best performance in school history. The 0.11 yards per rush allowed also cracked the top 10.

RUSHING YARDS PER GAME

SEASON

1.	75.6	756 yards in 10 games	1965
2.	90.7	907 yards in 10 games	1962
3.	91.8	1,010 yards in 11 games	1988
4.	95.5	1,050 yards in 11 games	1998
5.	96.7	1,064 yards in 11 games	1982
6.	97.0	970 yards in 10 games	1964
7.	99.7	997 yards in 10 games	1966
8.	99.8	1,198 yards in 12 games	1987
9.	102.8	1,131 yards in 11 games	1996
10.	103.3	1,136 yards in 11 games	1999

YARDS PER RUSH

GAME

1.	-1.08	Texas, (25 for -27 yards)	1999
2.	-0.86	Oklahoma State (22 for -19 yards)	1969
3.	-0.66	Tulsa (35 for -23 yards)	1973
4.	-0.64	at Texas Tech (39 for -25 yards)	1981
5.	-0.48	Pittsburg (Kan.) State (42 for -20 yards)	1936
6.	-0.41	SMU (22 for -9 yards)	1950
7.	-0.33	Texas A&M (46 for -15 yards)	1970
8.	-0.18	Wisconsin (28 for -5 yards)	2006
9.	-0.09	Northwestern (La.) State (23 for -2 yards)	1947
10.	0.11	Texas (18 for 2 yards)	2014

SEASON

1.	2.13	355 for 756 yards	1965
2.	2.37	382 for 907 yards	1962
3.	2.43	400 for 970 yards	1964
4.	2.53	420 for 1,064 yards	1982
5.	2.56	394 for 1,010 yards	1988
6.	2.57	388 for 997 yards	1966
7.	2.66	461 for 1,226 yards	1951
8.	2.67	468 for 1,250 yards	1978
9.	2.68	428 for 1,145 yards	1961
10.	2.69	390 for 1,050 yards	1998



TEAM PASSING DEFENSE RECORDS



BROOKS ELLIS was one of four Razorbacks to return an interception for a touchdown in 2016, good for the program's most INTs for TDs dating back to at least 1985.

PASS ATTEMPTS

GAME		
1.	1 at Rice (1 comp)	1961
2.	3 at Texas (1 comp)	1976
	3 at Texas (1 comp)	1972
4.	4 at SMU (0 comp)	1975
5.	5 at TCU (3 comp)	1979
	5 at Texas (3 comp)	1970
	5 Oklahoma State (0 comp)	1953
8.	6 Texas A&M (5 comp)	1976
	6 at Oklahoma State (3 comp)	1975
	6 at Texas A&M (3 comp)	1960
	6 TCU (4 comp)	1955

SEASON

1.	121	57 completions	1961
	121	54 completions	1960
3.	122	48 completions	1954
4.	144	70 completions	1957
	144	73 completions	1953
6.	149	58 completions	1955
7.	161	72 completions	1948
8.	162	61 completions	1950
9.	163	79 completions	1947
10.	164	84 completions	1959

PASS COMPLETIONS

GAME		
1.	0 at SMU (4 attempts)	1975
	0 Oklahoma State (5 attempts)	1960
	0 at Texas A&M (8 attempts)	1956
	0 Ole Miss (8 attempts)	1956
	0 Oklahoma State (7 attempts)	1953
	0 at Rice (8 attempts)	1943

SEASON

1.	48	122 attempts	1954
2.	54	121 attempts	1960
3.	57	121 attempts	1961
4.	58	149 attempts	1955
5.	61	162 attempts	1950
6.	70	144 attempts	1957
7.	72	161 attempts	1948
8.	73	144 attempts	1953
9.	75	192 attempts	1974
10.	77	166 attempts	1964

COMPLETION PERCENTAGE

SEASON

1.	.377	61 of 162	1950
2.	.389	58 of 149	1955
3.	.391	75 of 192	1974
4.	.393	48 of 122	1954
5.	.415	98 of 236	1949
6.	.430	80 of 156	1951
7.	.432	98 of 227	1977
8.	.441	87 of 197	1975
9.	.446	54 of 121	1960
10.	.447	72 of 161	1948

PASSING YARDS

GAME

1.	0	at SMU (0-for-4)	1975
	0	Oklahoma State (0-for-7)	1960
	0	at Texas A&M (0-for-8)	1956
	0	Ole Miss (0-for-8)	1956
	0	Oklahoma State (0-for-5)	1953
	0	Northwestern (La.) State	1947
	0	at Rice (0-for-8)	1943
8.	3	Pittsburg (Kan.) State (1-for-14)	1936
9.	6	Houston (1-for-13)	1977
	6	at Rice (1-for-1)	1961

SEASON

1.	538	48 for 122	1954
2.	629	57 for 121	1961
3.	641	54 for 121	1960
4.	797	58 for 148	1955
5.	835	77 for 166	1964
6.	839	72 for 161	1948
7.	866	79 for 163	1947
8.	949	84 for 164	1959
9.	958	73 for 144	1953
10.	964	87 for 185	1956

PASSING TOUCHDOWNS

SEASON

1.	1	1977
2.	2	1973
3.	3	1975
	3	1969
	3	1964
	3	1960
	3	1959
8.	4	1982
	4	1979
	4	1966

MOST INTERCEPTIONS

GAME

1.	9	SMU	1970
2.	8	at SMU	1951
3.	7	at Texas Tech	1968
	7	Rice	1966
5.	6	Mississippi State	2003
	6	at Baylor	1965
	6	at TCU	1964
	6	Tulsa	1963
9.	5	Florida International	2007
	5	Louisiana Monroe	2006
	5	Wichita State	1970
	5	Texas Tech	1969
	5	Texas	1955
	5	at Rice	1949

INTERCEPTION RETURN YARDS

GAME

1.	136	Ole Miss (3 returns)	2014
2.	129	at Mississippi State (2 returns)	2006
3.	114	Tulsa (6 returns)	1963
4.	109	at Texas (2 returns)	1956
5.	105	at Auburn (2 returns)	2001
6.	100	North Texas (2 returns)	2007
7.	94	SMU (9 returns)	1970
8.	90	at Texas Tech (7 returns)	1968



TEAM DEFENSE RECORDS

FEWEST TOTAL PLAYS

GAME		
1. 24	Northwestern (La.) State	1947
2. 39	at Rice	1981
39	at Rice	1961
4. 40	Kentucky	2012
40	Baylor	1964
40	Abilene Christian	1948
7. 41	Tulsa	1961
8. 42	Missouri State	2000
42	at TCU	1964
42	Texas Tech	1959

SEASON

1. 549	428 rush, 121 pass	1961
2. 553	432 rush, 121 pass	1960
3. 566	400 rush, 166 pass	1964
4. 581	382 rush, 199 pass	1962
5. 592	431 rush, 161 pass	1948
6. 610	446 rush, 164 pass	1959
7. 616	421 rush, 195 pass	1963
8. 645	496 rush, 149 pass	1955
9. 646	355 rush, 291 pass	1965
10. 647	461 rush, 186 pass	1951

FEWEST TOTAL YARDS

GAME		
1. -17	Pittsburg (Kan.) State (-20 rushing, 3 passing)	1936
2. -2	Northwestern (La.) State (-2 rushing, 0 passing)	1947
3. 40	Abilene Christian (26 rushing, 14 passing)	1948
4. 59	Texas (2 rushing, 57 passing)	2014
5. 64	Northwestern (La.) State (32 rushing, 32 passing)	1946
6. 65	TCU (28 rushing, 37 passing)	1982
7. 74	Northwestern (La.) State (52 rushing, 22 passing)	1961
8. 77	at Rice (71 rushing, 6 passing)	1961
9. 78	Oklahoma State (-19 rushing, 97 passing)	1969
10. 83	Tulsa (62 rushing, 21 passing)	1961

SEASON

1. 1,774	1,145 rushing, 629 passing	1961
2. 1,805	970 rushing, 835 passing	1964
3. 1,971	1,330 rushing, 641 passing	1960
4. 2,001	907 rushing, 1,094 passing	1962
5. 2,136	1,297 rushing, 839 passing	1948
6. 2,209	1,177 rushing, 1,032 passing	1963
7. 2,417	1,468 rushing, 949 passing	1959
8. 2,418	1,226 rushing, 1,192 passing	1951
9. 2,456	756 rushing, 1,700 passing	1965
10. 2,504	997 rushing, 1,507 passing	1966

FEWEST YARDS PER GAME

SEASON		
1. 177.4	1,774 in 10 games	1961
2. 180.5	1,805 in 10 games	1964
3. 197.1	1,971 in 10 games	1960
4. 200.1	2,001 in 10 games	1962
5. 213.6	2,136 in 10 games	1948
6. 220.9	2,209 in 10 games	1963
7. 241.7	2,417 in 10 games	1959
8. 241.8	2,418 in 10 games	1951
9. 244.1	2,441 in 11 games	1978
10. 245.6	2,456 in 10 games	1965

RUSHING FIRST DOWNS ALLOWED

GAME		
1. 0	Northwestern (La.) State	1947
2. 1	Florida	2016
1	Texas	2014
1	Wisconsin	2006
1	Southeast Missouri State	2006
1	Tulsa	1966
1	Texas A&M	1965
1	at TCU	1964
1	Texas A&M	1963
10. 2	New Mexico State	2017
2	Kansas State	2015
2	Louisiana Monroe	2008
2	at Ole Miss	2005
2	at Georgia	2005
2	at Mississippi State	2000
2	Southwest Missouri State	2000
2	TCU	1982
2	North Texas	1965
2	at Baylor	1965
2	Tulsa	1965

SEASON

1. 53	1965
2. 56	1962
3. 60	1964
60	1951
5. 65	1985
6. 66	1988
7. 68	1963
68	1961
68	1948

PASSING FIRST DOWNS ALLOWED

GAME		
1. 0	Chattanooga	2007
0	Tulsa	1981
0	Houston	1977
0	at SMU	1975
0	Rice	1964
0	Oklahoma State	1961
0	Rice	1960
0	Oklahoma State	1960
0	Texas A&M	1956
0	Ole Miss	1956
0	Oklahoma State	1953
0	Northwestern (La.) State	1947
0	Rice	1943

TOTAL FIRST DOWNS ALLOWED

GAME		
1. 0	Northwestern (La.) State	1947
2. 2	TCU	1982
3. 4	at Rice	1981
4. 5	at Texas A&M	1962
5	at Rice	1961
5	at Northwestern (La.) State	1961
5	Tulsa	1961

SEASON

1. 104	60 rush, 38 pass, 6 penalty	1951
2. 106	68 rush, 32 pass, 6 penalty	1961
3. 114	68 rush, 41 pass, 5 penalty	1948
4. 117	60 rush, 43 pass, 14 penalty	1964
5. 121	56 rush, 56 pass, 9 penalty	1962
6. 122	81 rush, 32 pass, 9 penalty	1960
122	86 rush, 28 pass, 8 penalty	1950
8. 129	68 rush, 50 pass, 10 penalty	1963
9. 135	61 rush, 68 pass, 6 penalty	1982
135	NA rush, 46 pass, NA penalty	1947

POINTS ALLOWED

GAME

1. 0	205 times (Most recent: Ole Miss, 2014)
------	---

SEASON

1. 61	11 games	1933
2. 64	11 games	1964
3. 69	10 games	1924
4. 73	10 games	1966
5. 76	10 games	1934
6. 87	11 games	1960
87	10 games	1936
8. 88	10 games	1926
9. 89	10 games	1937
10. 92	11 games	1946

MOST SACKS

SEASON

1. 40	308	1998
2. 39	N/A	1988
3. 37	229	2010
37	262	2006
37	287	1995
6. 33	248	2005
33	249	1994
33	248	1989
33	N/A	1985
10. 31	224	1999
31	200	1992

MOST TACKLES FOR LOSS

SEASON

1. 103	491	1998
2. 95	378	2010
95	470	2006
4. 91	389	1999
91	393	1978
6. 89	262	2001
7. 87	348	2002
8. 86	373	2007
86	405	2005
10. 85	339	2009
85	247	2003



OFFENSIVE STATISTICS

Bowl game statistics not counted from 1947-2001. Bowl game statistics included from 2002-present.

YEAR	G	1ST DN	RUSH ATT	RUSH YDS	RUSH TD	PASS CMP	PASS ATT	PASS YDS	CMP PCT	PASS TD	INT	TOT OFF	TOT PTS	PUNT	PUNT AVG
1947	10	102	-	1,733	-	53	111	818	.477	-	-	2,551	191	-	35.8
1948	10	112	441	1,994	25	48	102	784	.471	9	10	2,778	227	66	38.4
1949	10	117	473	2,076	19	53	133	649	.398	6	18	2,725	167	68	37.9
1950	10	145	487	1,776	18	91	226	1,170	.403	5	26	2,946	156	67	38.1
1951	10	144	527	1,842	17	86	210	1,105	.410	8	21	2,947	178	64	37.1
1952	10	148	474	1,589	16	91	226	1,228	.403	8	22	2,817	166	57	37.2
1953	10	127	366	1,149	8	91	186	1,233	.489	9	13	2,382	116	59	37.1
1954	10	120	397	1,585	20	62	118	875	.525	8	10	2,460	189	60	39.7
1955	10	117	474	1,854	14	42	89	531	.472	4	8	2,385	126	73	37.5
1956	10	137	498	2,343	22	28	78	381	.359	2	8	2,724	160	52	37.1
1957	10	146	504	2,046	22	63	112	1,058	.563	6	6	3,104	187	70	36.7
1958	10	121	454	1,814	19	46	117	562	.393	3	10	2,376	147	68	36.8
1959	10	148	512	2,106	17	45	90	532	.500	4	13	2,638	149	53	36.6
1960	10	147	506	1,670	12	53	126	968	.421	12	9	2,638	179	58	33.9
1961	10	164	535	2,189	17	49	113	726	.434	8	10	2,915	180	49	36.0
1962	10	190	570	2,412	28	81	147	1,158	.551	11	7	3,570	286	45	35.2
1963	10	140	464	1,457	19	71	170	980	.418	7	10	2,485	179	60	37.4
1964	10	151	517	1,913	23	65	127	826	.512	6	8	2,739	221	51	36.1
1965	10	191	515	2,262	34	89	176	1,341	.506	10	8	3,603	324	57	40.5
1966	10	156	469	1,677	22	80	159	1,160	.503	8	7	3,837	218	53	39.6
1967	10	168	473	1,546	16	116	202	1,589	.574	11	14	3,135	200	64	35.1
1968	10	220	518	1,982	30	138	248	1,720	.556	13	10	3,702	334	55	39.9
1969	11	237	560	2,122	33	145	272	1,927	.533	12	7	4,049	353	52	37.5
1970	11	240	571	2,116	35	160	284	2,448	.563	15	15	4,564	402	40	36.5
1971	11	269	582	2,571	32	170	293	2,327	.580	11	16	4,898	343	46	34.0
1972	11	216	544	2,033	20	128	273	1,665	.469	9	17	3,698	228	62	35.1
1973	11	173	586	2,206	14	82	165	1,029	.497	3	13	3,235	124	63	36.7
1974	11	186	674	2,898	31	40	96	619	.417	6	5	3,517	285	54	39.4
1975	11	216	659	3,523	33	53	116	837	.457	5	9	4,360	305	37	43.0
1976	11	156	585	2,364	22	38	104	666	.365	3	8	3,030	220	65	43.1
1977	11	213	604	3,011	30	98	194	1,531	.505	13	12	4,542	358	48	44.3
1978	11	241	677	3,119	34	85	157	1,148	.541	6	9	4,267	326	55	40.4
1979	11	210	586	2,428	17	122	191	1,563	.639	11	9	3,991	275	55	40.8
1980	11	192	592	2,318	20	109	201	1,377	.542	7	11	3,695	238	54	43.3
1981	11	225	597	2,553	20	132	249	1,664	.530	11	13	4,217	298	64	38.7
1982	11	236	644	2,348	22	116	249	1,837	.466	11	16	4,185	275	61	41.0
1983	11	199	518	1,506	13	141	260	1,844	.542	9	9	3,350	204	64	43.6
1984	11	210	640	2,420	20	117	211	1,686	.555	11	15	4,106	253	51	43.8
1985	11	209	685	2,922	29	61	120	1,118	.508	7	4	4,040	305	54	42.6
1986	11	221	668	2,721	30	78	130	1,226	.600	7	2	3,947	303	54	46.2
1987	12	240	753	3,196	31	72	126	940	.571	3	7	4,136	283	60	39.3
1988	11	226	631	2,714	31	90	180	1,566	.500	5	5	4,280	346	53	41.6
1989	11	261	680	3,456	34	91	164	1,470	.555	7	11	4,926	358	38	37.1
1990	11	234	553	2,112	14	124	245	1,958	.506	18	10	4,070	263	60	36.5
1991	11	176	538	2,029	6	83	201	1,016	.413	8	12	3,045	160	68	42.2
1992	11	145	415	1,131	7	148	302	1,528	.490	6	12	2,659	172	76	40.5
1993	11	200	498	2,123	14	114	233	1,354	.489	6	10	3,477	165	56	37.7
1994	11	197	513	1,866	12	132	249	1,796	.530	14	10	3,662	212	56	39.1
1995	12	224	546	1,855	20	183	300	2,206	.610	12	11	4,061	274	59	39.6
1996	11	193	486	1,695	15	127	263	1,572	.483	6	15	3,267	174	69	40.3
1997	11	168	344	622	7	177	370	2,381	.478	12	15	3,003	181	71	41.3
1998	11	223	431	1,665	18	170	321	2,668	.530	26	8	4,333	359	50	38.1
1999	11	201	363	1,491	16	204	371	2,576	.550	21	13	4,067	326	51	39.3
2000	11	198	425	1,653	18	178	352	1,916	.506	14	15	3,569	264	67	41.7
2001	11	198	494	1,950	23	133	268	1,613	.496	10	11	3,563	291	67	42.5
2002	14	255	643	3,065	22	148	299	1,885	.495	18	13	4,950	370	74	36.9
2003	13	273	626	3,145	34	167	304	2,462	.549	20	9	5,607	436	54	39.3
2004	11	216	467	2,061	22	162	286	2,316	.566	19	13	4,377	328	54	37.8
2005	11	208	481	2,386	19	150	280	1,581	.536	13	12	3,967	283	50	41.8
2006	14	250	539	3,199	26	154	302	2,093	.510	23	18	5,292	404	63	36.9
2007	13	273	625	3,725	33	179	313	2,125	.572	24	11	5,850	485	61	40.0
2008	12	232	378	1,362	13	253	443	3,115	.571	19	18	4,477	263	58	42.6
2009	13	254	395	1,713	23	247	439	3,842	.563	32	9	5,555	468	65	37.8
2010	13	291	421	1,935	22	301	465	4,338	.647	36	15	6,273	474	54	41.8
2011	13	279	412	1,786	25	299	471	3,909	.635	26	7	5,695	478	53	45.3
2012	12	253	367	1,424	12	272	459	3,618	.593	23	16	5,042	282	54	44.7
2013	12	222	474	2,504	14	150	301	1,783	.498	15	11	4,286	248	53	44.5
2014	13	288	557	2,834	31	199	359	2,444	.554	21	6	5,278	415	59	40.1
2015	13	305	512	2,565	31	246	374	3,486	.658	31	8	6,051	467	44	40.3
2016	13	288	517	2,135	21	247	406	3,434	.608	26	15	5,569	394	59	44.5
2017	12	238	462	2,016	24	192	340	2,465	.565	18	9	4,481	345	59	38.6
2018	12	219	440	1,721	11	202	370	2,307	.546	17	18	4,028	260	68	37.5
2019	12	219	376	1,766	14	202	407	2,315	.496	14	15	4,081	257	59	39.3

Bold indicates all-time best



DEFENSIVE STATISTICS

Bowl game statistics not counted from 1947-2001. Bowl game statistics included from 2002-present.

YEAR	G	1ST DN	RUSH ATT	RUSH YDS	RUSH TD	PASS CMP	PASS ATT	PASS YDS	CMP PCT	PASS TD	INT	TOT OFF	TOT PTS	PUNT	PUNT AVG
1947	10	135	-	1,709	-	79	163	866	.485	-	-	2,575	145	-	37.1
1948	10	114	431	1,297	-	72	161	839	.447	-	15	2,136	136	71	35.6
1949	10	152	452	1,541	-	98	236	1,407	.415	-	32	2,948	175	66	35.7
1950	10	122	491	1,886	-	61	162	1,068	.377	-	13	2,954	163	82	37.7
1951	10	104	461	1,226	-	80	186	1,192	.430	-	13	2,418	162	80	37.1
1952	10	196	604	2,131	-	96	209	1,599	.459	-	13	3,730	282	43	34.7
1953	10	156	526	2,102	-	73	144	958	.507	-	9	3,060	161	53	34.6
1954	10	156	544	2,260	-	48	122	538	.393	-	17	2,798	90	43	33.8
1955	10	145	496	1,785	-	58	149	797	.389	-	18	2,582	115	58	37.9
1956	10	171	544	2,066	-	87	185	964	.470	-	14	3,030	155	47	36.6
1957	10	153	535	1,880	-	70	144	976	.486	-	8	2,856	134	69	38.9
1958	10	167	487	1,836	-	103	210	1,147	.490	-	12	2,983	150	49	36.3
1959	10	139	446	1,468	10	84	164	949	.512	3	10	2,417	94	56	34.7
1960	10	122	432	1,330	7	54	121	641	.446	3	12	1,971	80	52	38.8
1961	10	106	428	1,145	7	57	121	629	.471	5	10	1,774	87	68	35.5
1962	10	121	382	907	9	95	199	1,094	.477	5	11	2,001	88	60	37.8
1963	10	129	421	1,177	7	89	195	1,032	.456	6	15	2,209	96	63	37.0
1964	10	117	400	970	5	77	166	835	.464	3	15	1,805	57	69	37.1
1965	10	148	355	756	8	154	291	1,700	.529	5	24	2,456	104	61	38.2
1966	10	150	388	997	6	138	288	1,507	.479	4	23	2,504	73	63	39.3
1967	10	160	472	1,415	14	117	230	1,346	.509	6	15	2,761	149	74	38.1
1968	10	204	430	1,380	10	175	312	2,093	.561	16	20	3,473	187	51	38.5
1969	10	151	408	1,202	-	138	297	1,553	.465	3	13	2,755	76	-	38.4
1970	11	170	503	1,353	14	131	278	1,585	.471	5	32	2,938	144	67	37.0
1971	11	140	479	1,419	7	112	239	1,334	.469	11	24	2,753	155	86	37.4
1972	11	176	580	2,344	23	90	197	1,270	.457	5	15	3,614	227	70	37.2
1973	11	177	570	2,208	18	103	190	1,315	.542	2	10	3,523	184	63	37.4
1974	11	169	554	2,024	11	75	192	1,082	.391	5	9	3,106	164	61	39.3
1975	11	190	604	2,086	11	87	197	1,131	.442	3	10	3,217	113	65	38.8
1976	11	186	536	1,719	12	119	224	1,562	.531	11	16	3,281	204	66	41.3
1977	11	165	539	1,741	10	98	227	984	.432	1	17	2,725	95	81	40.7
1978	11	156	468	1,250	10	116	238	1,435	.487	8	11	2,685	137	82	41.9
1979	11	183	519	2,162	7	103	220	1,280	.468	4	13	3,442	108	63	42.8
1980	11	192	556	2,195	22	106	219	1,407	.484	7	7	3,602	221	71	36.8
1981	11	175	467	1,429	11	145	282	1,793	.514	10	17	3,312	188	71	41.7
1982	11	135	420	1,064	8	126	270	1,670	.467	4	14	2,734	115	83	41.9
1983	11	187	510	2,033	15	124	238	1,706	.521	7	13	3,739	172	59	41.1
1984	11	156	417	1,616	8	150	294	1,883	.510	6	15	3,219	138	65	39.8
1985	11	169	425	1,278	2	158	319	1,983	.495	10	20	3,261	129	65	41.5
1986	11	179	403	1,441	10	171	321	1,790	.533	6	22	3,231	142	53	43.3
1987	12	208	393	1,198	9	230	425	2,677	.541	13	22	3,875	199	61	38.2
1988	11	179	394	1,010	12	203	340	2,230	.597	9	21	3,240	173	66	40.2
1989	11	206	377	1,294	8	198	347	2,395	.571	14	15	3,689	199	55	40.0
1990	11	254	475	1,996	17	190	286	2,430	.664	23	6	4,426	360	45	40.9
1991	11	217	467	1,833	16	182	317	2,175	.574	5	17	4,008	179	53	37.2
1992	11	199	495	1,905	14	160	275	1,720	.582	7	17	3,625	209	66	38.9
1993	11	223	463	1,853	13	171	302	2,072	.566	7	13	3,925	208	48	39.1
1994	11	185	442	1,634	14	153	282	1,929	.543	10	6	3,563	213	68	38.6
1995	12	236	424	1,251	15	225	392	2,659	.574	16	16	3,910	263	61	38.8
1996	11	194	379	1,131	12	186	336	2,505	.554	21	11	3,636	267	64	41.7
1997	11	210	419	1,449	12	190	348	2,419	.546	21	9	3,868	284	59	38.2
1998	11	191	390	1,050	6	193	368	2,320	.524	14	17	3,370	182	65	42.5
1999	11	187	392	1,109	14	180	340	2,218	.529	12	12	3,354	208	66	42.2
2000	11	175	412	1,530	15	143	302	1,683	.474	14	10	3,213	258	75	37.5
2001	11	208	420	1,615	13	193	357	2,502	.541	19	17	4,117	269	60	39.7
2002	14	267	504	1,590	11	267	483	3,283	.553	17	19	4,873	277	69	38.8
2003	13	249	505	2,041	14	213	399	2,431	.534	17	17	4,472	305	66	39.2
2004	11	209	435	1,983	15	172	287	2,386	.599	18	6	4,369	270	57	40.0
2005	11	202	403	1,458	13	171	336	2,303	.509	20	12	3,761	271	63	40.2
2006	14	243	461	1,604	10	215	433	2,591	.497	20	16	4,195	256	82	38.3
2007	13	271	503	2,083	18	220	484	2,670	.455	21	20	4,753	345	82	38.2
2008	12	229	461	2,049	20	185	347	2,453	.533	22	11	4,502	374	51	41.8
2009	13	267	501	1,985	15	239	404	3,230	.592	22	13	5,215	326	63	39.4
2010	13	236	522	2,114	21	187	340	2,409	.550	13	11	4,523	304	72	42.1
2011	13	244	505	2,179	21	232	407	2,538	.570	12	12	4,717	289	84	40.0
2012	12	257	440	1,489	21	262	419	3,430	.625	24	6	4,919	365	62	40.9
2013	12	266	458	2,141	21	231	356	2,820	.649	25	8	4,961	369	48	41.9
2014	13	225	429	1,490	11	217	392	2,714	.550	33	12	4,204	250	66	42.8
2015	13	261	403	1,514	25	280	436	3,577	.642	18	11	5,091	356	52	41.8
2016	13	224	452	2,986	39	218	370	2,875	.589	12	10	5,546	404	61	42.5
2017	12	257	469	2,353	28	205	346	2,906	.592	23	8	5,259	434	46	40.0
2018	12	259	480	2,014	25	220	347	2,944	.634	22	5	4,958	417	52	43.8
2019	12	271	486	2,658	29	227	341	2,750	.666	25	6	5,408	442	44	44.5

Bold indicates all-time best



NCAA/SEC/SWC INDIVIDUAL LEADERS

SEC LEADERS

RUSHING

Year	Player	YPG
2007	Darren McFadden	140.8
2006	Darren McFadden	117.6
2003	Cedric Cobbs	110.0

PASSING

Year	Player	YPG
2012	Tyler Wilson	307.9
2011	Tyler Wilson	279.8
2010	Ryan Mallett	297.6
2009	Ryan Mallett	278.8

RECEPTIONS

Year	Player	RPG
2012	Cobi Hamilton	7.5

RECEIVING YARDS

Year	Player	YPG
2012	Cobi Hamilton	111.2
2011	Jarius Wright	93.1

YDS PER RECEPTION

Year	Player	YPR
1998	Anthony Lucas	23.35

TOTAL OFFENSE

Year	Player	YPG
2011	Tyler Wilson	279.6
2009	Ryan Mallett	276.5

ALL-PURPOSE

Year	Player	YPG
2008	Michael Smith	141.4
2007	Darren McFadden	177.7
2006	Darren McFadden	147.0

FIELD GOALS

Year	Player	FGPG
1998	Todd Latourette	1.70

PAT KICK PCT.

Year	Player	Avg
2012	Zach Hocker	100.0
2010	Zach Hocker	100.0

SCORING

Year	Player	Pts
2006	Darren McFadden	98

PUNTING

Year	Player	Avg
2011	Dylan Breeding	45.28

PUNT RET. AVG.

Year	Player	YPR
2011	Joe Adams	16.9

KICK RET. AVG.

Year	Player	YPR
2018	De'Vion Warren	28.5
2007	Felix Jones	29.6
2005	Felix Jones	31.9

TACKLES

Year	Player	Tkls
2018	De'Jon Harris	118
2014	Martrell Spaight	128

TACKLES FOR LOSS

Year	Player	TFL
1995	Steven Conley	23.0

QB SACKS

Year	Player	Sacks
2011	Jake Bequette	10
2006	Jamaal Anderson	10
1995	Steven Conley	14

FORCED FUMBLES

Year	Player	FFPG
2011	Jake Bequette	0.5

INTERCEPTIONS

Year	Player	Int
2005	Vickiel Vaughn	4
1998	Zac Painter	5

PASSES BROKEN UP

Year	Player	PBU
2014	Jared Collins	13
2007	Michael Grant	20

NCAA LEADERS

PASSING

Year	Player	Cl.	G	Att	Comp	Int	Pct	Yds	TD
1939	Kay Eakin	Sr.	10	193	78	18	.404	962	5

RECEIVING

Year	Player	Cl.	G	Rec	Yds	TD
1937	Jim Benton	Sr.	10	47	754	7

FIELD GOALS

Year	Player	Cl.	G	FG	FGA	Pct
1988	Kendall Trainor	Sr.	11	24	27	.889
1981	Bruce Lahay	Sr.	11	19	24	.792
1979	Ish Ordonez	Jr.	11	18	22	.818

PUNTING

Year	Player	Cl.	G	No.	Yds	Avg
1986	Greg Horne	Sr.	11	49	2,313	47.2
1980	Steve Cox	Sr.	11	47	2,186	46.5
1943	Harold Cox	Fr.	8	37	1,518	41.0

PUNT RETURNS

Year	Player	Cl.	No.	Yds	Avg
1964	Ken Hatfield	Sr.	31	518	16.7
1963	Ken Hatfield	Jr.	21	350	16.7
1961	Lance Alworth	Sr.	28	336	12.0
1960	Lance Alworth	Jr.	18	307	17.1

INTERCEPTION RETURNS

Year	Player	Cl.	No.	Yds	Avg
1949	Jim Rinehart	So.	10	106	10.6

SWC LEADERS

RUSHING YARDS

Year	Player	Yds
1976	Ben Cowins	1,162
1972	Dickey Morton	1,188
1969	Bill Burnett	900
1965	Bobby Burnett	947
1962	Billy Moore	585
1945	John Hoffman	587

RUSHING AVERAGE

Year	Player	YPC
1976	Ben Cowins	6.3
1969	Bill Burnett	4.3
1965	Bobby Burnett	4.1
1962	Billy Moore	4.5

PASS ATTEMPTS

Year	Player	Att
1971	Joe Ferguson	271
1953	Lamar McHan	150
1939	Kay Eakin	193

PASS COMPLETIONS

Year	Player	Comp
1971	Joe Ferguson	160
1953	Lamar McHan	78
1939	Kay Eakin	78

PASSING YARDS

Year	Player	Yds
1971	Joe Ferguson	2,203
1953	Lamar McHan	1,107
1937	Dwight Sloan	1,074
1935	Jack Robbins	1,219

TOUCHDOWN PASSES

Year	Player	TDs
1971	Joe Ferguson	11
1953	Lamar McHan	8

COMPLETION PERCENTAGE

Year	Player	Pct
1988	Quinn Grovey	.633
1986	Greg Thomas	.615
1980	Tom Jones	.560
1979	Kevin Scanlon	.662
1971	Joe Ferguson	.590
1953	Lamar McHan	.520
1937	Dwight Sloan	.476
1935	Jack Robbins	.625

TOTAL OFFENSIVE PLAYS

Year	Player	Plays
1953	Lamar McHan	293
1939	Kay Eakin	312

TOTAL OFFENSE YARDS

Year	Player	Yds
1979	Kevin Scanlon	1,460
1971	Joe Ferguson	2,242
1953	Lamar McHan	1,516
1939	Kay Eakin	1,344

RECEPTIONS

Year	Player	YPR
1984	James Shibest	51
1971	Mike Reppond	56
1953	Floyd Sagely	30
1937	Jim Benton	47
1929	Wear Schoonover	33

ALL-PURPOSE (RUSH/REC ONLY)

Year	Player	Yds
1975	Jerry Eckwood	115.0*
1973	Dickey Morton	1,326
1972	Dickey Morton	1,274
1969	Bill Burnett	947
1961	Lance Alworth	836

SCORING

Year	Player	Pts
1987	James Rouse	102
1979	Ish Ordonez	80
1978	Ish Ordonez	78
1969	Bill Burnett	120
1968	Bill Burnett	96
1967	David Dickey	96
1962	Billy Moore	84
1931	Homer Ledbetter	42
1928	Bevo Beavers	84

TOUCHDOWNS

Year	Player	TDs
1969	Bill Burnett	20
1968	Bill Burnett	16
1967	David Dickey	16
1962	Billy Moore	14
1957	Gerald Nesbitt	7

CONVERSIONS MADE

Year	Player	PATs
1971	Bill McClard	35
1960	Mickey Cissel	21

PUNTING

Year	Player	Avg
1986	Greg Horne	47.2
1980	Steve Cox	46.5
1979	Steve Cox	43.8
1975	Tommy Cheyne	43.0
1955	Gerald Nesbitt	46.9
1953	Lamar McHan	40.2
1943	Harold Cox	41.0
1939	Kay Eakin	38.3
1938	Kay Eakin	41.1
1937	Jack Robbins	39.4

PUNT RETURN YARDS

Year	Player	Yds
1984	Bobby Joe Edmonds	294
1966	Martine Bercher	375
1965	Jack Brasuell	285
1964	Ken Hatfield	518
1963	Ken Hatfield	350
1962	Ken Hatfield	267
1961	Lance Alworth	366
1960	Lance Alworth	307
1955	Don Horton	173
1953	Lamar McHan	233

KICKOFF RETURN YARDS

Year	Player	Yds
1982	Derek Holloway	21.7*
1980	Derek Holloway	407
1961	Lance Alworth	300
1960	Lance Alworth	328
1946	Clyde Scott	170
1945	Alton Baldwin	242
1944	Alton Baldwin	286

INTERCEPTIONS

Year	Player	INTs
1988	Patrick Williams	6
1971	Louis Campbell	7
1970	David Hogue	6
1966	Gary Adams	7
1956	Gerald Nesbitt	4
1955	Don Christian	4
1954	George Walker	6

* based on per-game average



SEC/SWC TEAM LEADERS

TOTAL OFFENSE

SWC YEAR	GAMES	RUSH YARDS	PASS YARDS	TOTAL YARDS	AVG./GAME
1971	11	2,571	2,327	4,898	445.3
1965	10	2,262	1,341	3,603	360.3
1962	10	2,412	1,158	3,570	357.0
1937	10	NA	NA	2,823	282.3

SEC YEAR	GAMES	RUSH YARDS	PASS YARDS	TOTAL YARDS	AVG./GAME
2011	13	1,786	2,909	5,695	438.1

RUSHING OFFENSE

SWC YEAR	GAMES	ATTEMPTS	RUSH YARDS	AVG./GAME
1989	11	680	3,456	314.2
1986	11	668	2,721	247.4
1985	11	685	2,922	265.6
1975	11	659	3,523	320.3
1965	10	515	2,262	226.2
1962	10	570	2,412	241.2

SEC YEAR	GAMES	ATTEMPTS	RUSH YARDS	AVG./GAME
2007	13	625	3,725	286.5
2006	14	539	3,199	228.5
2005	11	481	2,386	216.9
2003	13	626	3,145	241.9
2002	14	643	3,065	218.9

PASSING OFFENSE

SWC YEAR	GAMES	ATTEMPTS	COMPLETIONS	PASS YARDS	AVG./GAME
1971	11	293	170	2,327	211.5
1970	11	286	160	2,448	222.5
1937	10	NA	NA	1,850	185.0

SEC YEAR	GAMES	ATTEMPTS	COMPLETIONS	PASS YARDS	AVG./GAME
2011	13	471	299	3,909	300.7
2010	13	465	301	4,338	333.7
2009	13	403	225	3,624	278.8

SCORING OFFENSE

SWC YEAR	GAMES	TOTAL POINTS	AVG./GAME
1971	11	343	31.2
1966	10	218	21.8
1965	10	324	32.4
1964	10	221	22.1
1962	10	286	28.6
1960	10	179	17.9
1957	10	187	18.7
1937	10	NA	18.6
1933	10	NA	20.6
1928	9	NA	27.9

SEC YEAR	GAMES	TOTAL POINTS	AVG./GAME
2011	13	478	36.8
2009	13	468	36.0

THIRD DOWN DEFENSE

SEC YEAR	GAMES	CONV	ATT	PCT
2010	13	62	185	.335

RED ZONE OFFENSE

SEC Year	Games	Red Zone	Pct.	TDs	RUSH TD/PASS TD	FGM-FGA
2010	13	44-49	.898	34	17/17	10-10
2009*	13	47-49	.959	35	19/16	12-14
2004	11	35-40	.875	32	20/12	3-5

TURNOVER MARGIN

SEC Year	Games	----Gained----			-----Lost-----			Marg	Per/G
2003	13	Fum	Int	Tot	Fum	Int	Tot	+11	0.85
2002	14	16	17	33	13	9	22	+17	1.21

TOTAL DEFENSE

SWC YEAR	GAMES	RUSH YARDS	PASS YARDS	TOTAL YARDS	AVG./GAME
1960	10	1,330	641	1,971	197.1
1962	10	907	1,094	2,001	200.1
1964	10	970	835	1,805	180.5
1966	10	997	1,507	2,504	250.4
1967	10	1,415	1,346	2,761	276.1
1970	11	1,353	1,585	2,938	267.1
1971	11	1,419	1,334	2,753	250.3
1982	11	1,064	1,670	2,734	248.5
1984	11	1,336	1,883	3,219	292.6

SEC YEAR	GAMES	RUSH YARDS	PASS YARDS	TOTAL YARDS	AVG./GAME
2000	11	1,530	1,683	3,213	292.1

RUSHING DEFENSE

SWC YEAR	GAMES	ATTEMPTS	RUSH YARDS	AVG./GAME
1951	10	461	1,226	122.6
1962	10	382	907	90.7
1965	10	355	756	75.6
1966	10	388	997	99.7
1968	10	430	1,380	138.0
1971	11	479	1,419	129.0
1982	11	420	1,064	96.7
1985	11	425	1,278	116.2
1987	12	393	1,198	99.8
1988	11	394	1,010	91.8

SEC YEAR	GAMES	ATTEMPTS	RUSH YARDS	AVG./GAME
1995	12	424	1,251	104.3

PASSING DEFENSE

SWC YEAR	GAMES	ATTEMPTS	COMPLETIONS	PASS YARDS	AVG./GAME
1954	10	122	48	538	53.8
1961	10	121	57	629	62.9
1977	11	227	98	984	89.5

SEC YEAR	GAMES	ATTEMPTS	COMPLETIONS	PASS YARDS	AVG./GAME
2000	11	302	143	1,683	153.0

SCORING DEFENSE

SWC YEAR	GAMES	TOTAL POINTS	AVG./GAME
1954	10	90	9.0
1964*	10	57	5.7
1965	10	104	10.4
1966	10	73	7.3
1969	10	76	7.6
1977	11	95	8.6
1982	11	115	10.5
1984	11	138	12.5
1985	11	129	11.7
1986	11	142	12.9
1988	11	173	15.7

KICKOFF RETURNS

SEC YEAR	GAMES	RET	YARDS	TDS	AVG.
2005*	11	33	965	1	29.2

PUNTING

SEC YEAR	GAMES	PUNTS	YARDS	AVG./PUNT
2012	12	54	2416	44.7

PUNT RETURNS

SEC YEAR	GAMES	RET	YARDS	TDS	AVG.
2010	13	20	311	1	15.6

PAT KICKING

SEC YEAR	GAMES	MADE	ATT	PCT
2012	12	33	33	100.0

* NCAA Leader



OPPONENT/ATTENDANCE RECORDS

ATTENDANCE RECORDS

All Games

Any Game 107,262 at Tennessee, Nov. 11, 2000
 Regular Season Game 107,262 at Tennessee, Nov. 11, 2000
 Season Total 926,552 in 13 games, 2009; 900,982 in 13 games, 2015; 844,611 in 12 games, 2008

Home Games

Any Game (Fayetteville) 76,808 vs. Alabama, 2010 (DWRRS)
 Any Game (Little Rock) 55,912 vs. Alabama, 1992 (WMS)
 Season Total (Fayetteville) 443,368 in 2006 (6 games)
 Season Total (Little Rock) 221,686 in 1979 (4 games)
 Season Total (Both) 554,621 in 2006 (8 games)
 Season Average (Fayetteville) 73,895 in 2006
 Season Average (Little Rock) 55,757 in 2010
 Season Average (Both) 69,581 in 2016

DONALD W. REYNOLDS RAZORBACK STADIUM TOP 10 CROWDS

Rk	Opp	Date	Attend.
1.	Alabama	Sept. 25, 2010	76,808
2.	Tennessee	Nov. 11, 2006	76,728
3.	USC	Sept. 2, 2006	76,564
4.	Texas	Sept. 11, 2004	75,671
5.	Alabama	Oct. 8, 2016	75,459
6.	LSU	Nov. 12, 2016	75,156
7.	Alabama	Sept. 23, 2006	74,687
8.	Alabama	Sept. 15, 2012	74,617
9.	Florida	Nov. 5, 2016	74,432
10.	Georgia	Sept. 19, 2009	74,210

WAR MEMORIAL STADIUM TOP 10 CROWDS

Rk	Opp	Date	Attend.
1.	Alabama	Sept. 19, 1992	55,912
2.	Texas	Oct. 20, 1979	55,838
3.	LSU	Nov. 24, 2006	55,833
4.	LSU	Nov. 27, 1998	55,831
5.	LSU	Nov. 26, 2004	55,829
6.	North Texas	Sept. 20, 2003	55,825
7.	Oklahoma State	Sept. 20, 1980	55,822
8.	South Florida	Sept. 14, 2002	55,817
9.	Oklahoma State	Sept. 22, 1979	55,812
10.	LSU	Nov. 27, 2010	55,808

ON THE ROAD TOP 10 CROWDS

Rk	Opp	Date	Attend.
1.	Tennessee	Nov. 11, 2000	107,262
2.	Tennessee	Nov. 14, 1998	106,365
3.	Tennessee	Oct. 5, 2002	105,688
4.	Tennessee	Nov. 10, 2007	104,459
5.	Tennessee	Nov. 16, 1996	103,158
6.	Alabama	Oct. 14, 2017	101,821
	Alabama	Oct. 10, 2015	101,821
	Alabama	Oct. 19, 2013	101,821
	Alabama	Sept. 24, 2011	101,821
9.	LSU	Nov. 14, 2015	101,699
10.	Tennessee	Oct. 3, 2015	101,265

YEARLY ATTENDANCE

Year	Fayetteville	Little Rock	Totals
1944	(3) 10,820	(1) 110,43	21,863
1945	(3) 26,908	(1) 13,878	40,786
1946	(4) 35,175	(1) 16,624	51,799
1947	(3) 41,916	(1) 13,934	55,910
1948	(3) 43,440	(4) 96,092	139,532
1949	(3) 45,213	(3) 65,129	110,342
1950	(3) 41,970	(3) 67,017	108,987
1951	(3) 49,563	(3) 54,334	103,897
1952	(3) 38,563	(3) 64,327	102,890
1953	(3) 41,155	(3) 62,231	103,386
1954	(3) 55,189	(2) 70,454	125,643
1955	(3) 60,597	(3) 92,882	153,479
1956	(3) 57,806	(3) 96,127	153,933
1957	(3) 68,482	(3) 92,230	160,712
1958	(3) 71,412	(3) 98,040	169,452
1959	(3) 73,327	(3) 109,997	183,324
1960	(3) 87,200	(3) 120,420	207,620
1961	(3) 82,500	(3) 114,000	196,500

Year	Fayetteville	Little Rock	Totals
1962	(3) 92,800	(3) 114,200	207,000
1963	(3) 83,230	(4) 163,700	246,930
1964	(3) 92,150	(3) 118,640	210,790
1965	(3) 115,350	(4) 178,500	293,850
1966	(3) 122,900	(3) 135,050	257,950
1967	(3) 121,953	(4) 187,634	309,587
1968	(3) 126,958	(3) 148,221	275,179
1969	(3) 131,355	(4) 170,717	302,072
1970	(3) 123,000	(4) 194,000	317,000
1971	(4) 163,977	(4) 217,244	381,221
1972	(3) 120,015	(4) 209,102	329,117
1973	(3) 120,439	(4) 179,542	299,981
1974	(3) 120,500	(4) 200,309	320,809
1975	(3) 118,460	(4) 201,575	320,035
1976	(3) 121,657	(4) 194,462	316,119
1977	(3) 131,611	(4) 214,991	346,602
1978	(3) 135,284	(3) 164,266	299,550
1979	(3) 132,345	(4) 221,686	354,031
1980	(3) 122,047	(4) 214,874	336,921
1981	(3) 129,991	(3) 163,710	293,701
1982	(3) 132,486	(4) 217,904	350,390
1983	(3) 131,102	(4) 193,160	324,262
1984	(3) 123,908	(4) 219,568	343,476
1985	(2) 104,856	(4) 218,640	323,496
1986	(4) 191,880	(3) 165,248	357,128
1987	(3) 132,734	(3) 137,412	270,146
1988	(3) 138,066	(4) 205,390	343,456
1989	(3) 156,366	(3) 150,464	306,830
1990	(3) 146,650	(4) 199,842	346,492
1991	(3) 131,420	(4) 191,578	322,998
1992	(3) 118,001	(3) 150,505	268,506
1993	(3) 125,946	(3) 155,928	281,874
1994	(3) 139,757	(3) 149,419	289,176
1995	(3) 144,116	(3) 162,835	306,951
1996	(3) 139,549	(4) 172,313	311,862
1997	(3) 127,020	(3) 153,704	280,724
1998	(3) 148,440	(3) 167,157	315,597
1999	(3) 155,844	(3) 165,996	321,840
2000	(4) 203,238	(3) 152,214	355,452
2001	(5) 319,207	(2) 105,727	424,934
2002	(5) 331,832	(3) 154,184	486,016
2003	(5) 333,677	(2) 111,442	445,119
2004	(5) 353,446	(1) 55,829	409,275
2005	(4) 272,149	(2) 109,921	382,070
2006	(6) 443,368	(2) 111,253	554,621
2007	(6) 418,239	(2) 110,021	528,260
2008	(5) 357,113	(2) 110,373	467,486
2009	(5) 344,577	(2) 111,206	455,783
2010	(5) 357,783	(2) 111,513	469,296
2011	(5) 360,566	(2) 108,367	468,933
2012	(6) 420,943	(2) 108,467	529,410
2013	(5) 338,618	(2) 92,556	431,174
2014	(6) 399,124	(1) 54,959	454,083
2015	(6) 421,688	(1) 49,591	471,279
2016	(6) 440,079	(1) 46,988	487,067
2017	(6) 406,514	(1) 36,055	442,569
2018	(6) 367,748	(1) 51,438	419,186
2019	(6) 322,556	(1) 33,961	356,517
Total	13,057,924	9,854,310	22,912,234

OPPONENT RECORDS

INDIVIDUAL OFFENSE

Rushing Attempts: 41, Travis Stephens, Tennessee, 2001
Rushing Yards: 281, Tony Temple, Missouri, 2007
Rushing TDs: 4, four times, last - Nick Fitzgerald, Mississippi State, 2016
Pass Attempts: 67, Kolton Browning, Louisiana Monroe, 2012; Tim Couch, Kentucky, 1998
Pass Completions: 47, Tim Couch, Kentucky, 1998
Passing Yards: 508, Dak Prescott, Mississippi State, 2015
Completion Percentage: .895 (17-19), Jason Campbell, Auburn, 2004
Interceptions Thrown: 8, Gary Carter, SMU, 1970
TD Passes: 7, David Klingler, Houston, 1990
Receptions: 17, Willie Goshua, Auburn, 1995
Receiving Yards: 222, Willie Goshua, Auburn, 1995
Yards Per Catch: 37.8 (4-151), Edward Pope, Texas A&M, 2014
TD Receptions: 3, A Hollins, EUU 2018; J. Armstead, Ole Miss, 2001; Cedrick Wilson, Tennessee, 2000; Reidel Anthony, Florida, 1996; Emanuel Tolbert, SMU, 1976; Don Ellis, Texas A&M, 1952
Total Offensive Plays: 83, Kolton Browning, Louisiana Monroe, 2012
Total Offensive Yards: 557 (104 rushing, 453 passing), Johnny Manziel, Texas A&M, 2012
Total Punts: 14, Eddie Hare, Tulsa, 1978
Punting Yards: 578, Eddie Hare, Tulsa, 1978
Punting Average: 56.8 (5-284), Ryan Stonehouse, Colorado State, 2018
Punt Returns: 8, Robert Dunn (58 yards), Auburn, 2007
Punt Return Yards: 125, Marquis Maze, Alabama, 2011
Interceptions: 4, Jack Boring, Texas A&M, 1952
Interception Return Yards: 114, Minkah Fitzpatrick (3 interceptions), Alabama, 2016
Kickoff Returns: 9, Johnny Sears (200 yards), Eastern Michigan, 2009
Kickoff Return Yards: 225, Chris Gulliver (8 returns), South Carolina, 2007
Touchdowns Responsible For: 7, David Klingler, Houston, 1990
Points Responsible For: 42, David Klingler, Houston, 1990
Extra Points Made: 9, Alex Walls, Tennessee, 2000
Field Goals Attempted: 7, Abby Daigle, Oklahoma State, 1974
Field Goals Made: 5, Dan Nystrom, Minnesota, 2002; Brian Hazelwood, Mississippi State, 1998; Jeff Ward, Texas, 1985
Longest Rushing Play: 97, John Avery, Ole Miss, 1997
Longest Passing Play: 99, Gino Torretta to Horace Copeland, Miami, 1991
Longest Punt Return: 92, Tyrann Mathieu, LSU, 2011; Fred Jacob, Rice, 1942
Longest Kickoff Return: 100, Jashaun Corbin, Texas A&M, 2018; Christian Kirk, Texas A&M, 2017; Marlon McClure, UTEP, 2010; Deuce McAllister, Ole Miss, 1999; Arthur Washington, SMU, 1974; Anthony Davis, Southern Cal, 1974
Longest Punt: 88, Larry Isbell, Baylor, 1950
Longest Field Goal: 58, Russell Erxleben, Texas, 1977

TEAM OFFENSE


First Downs: 35, Missouri, 2017
First Downs Rushing: 26, Texas, 1970
First Downs Passing: 22, Texas A&M, 2012; Louisiana Monroe, 2012
Rushing Attempts: 90, Texas, 1970
Rushing Yards: 543, Auburn, 2016
Pass Attempts: 68, Louisiana Monroe, 2012
Pass Completions: 47, Kentucky, 1998
Passing Yards: 508, Mississippi State, 2015
TD Passes: 7, Houston, 1990
Total Offense Plays: 103, Louisiana Monroe, 2012; Kentucky, 2003 (70T)
Total Offense Yards: 736, Southern California, 2005
Total Punts: 14, Tulsa, 1978
Punt Yards: 578, Tulsa, 1978
Fewest Punts: 0, Alabama, 2018; Northwestern (La.) State, 1947
Punt Returns: 8, Auburn (58 yards), 2007
Punt Return Yards: 125, Alabama, 2011
Kickoff Returns: 11, North Texas (215 yards), 2007
Kickoff Return Yards: 271, UTEP (10 returns), 2010
Total Points: 103, Oklahoma, 1918
Extra Points Made: 10, Southern California, 2005
Field Goals Attempted: 7, Oklahoma State, 1974
Field Goals Made: 5, Minnesota, 2002; Mississippi State, 1998; Texas, 1985

TEAM DEFENSE

Fewest Arkansas First Downs: 3, vs. Baylor, 1958
Fewest Arkansas First Downs Rushing: 0, vs. Florida, 1997
Fewest Arkansas First Downs Passing: 0, 14 times (Last time vs. SMU, 1991)
Fewest Arkansas Rushing Attempts: 19, vs. LSU, 2018; vs. Rutgers, 2012; at Alabama, 2011
Fewest Arkansas Net Rushing Yards: -56, vs. Florida, 1997
Fewest Arkansas Passes Attempted: 0, vs. Oklahoma State, 1976
Fewest Arkansas Passes Completed: 0, Five times (Last time vs. Texas A&M, 1991)
Most Arkansas Passes Intercepted: 8, vs. SMU, 1951
Most Interception Return Yards: 132, vs. Tennessee (3 interceptions), 2007
Fewest Arkansas Yards Passing: -11, vs. USC, 1974
Fewest Arkansas Total Offensive Plays: 26, vs. Texas, 1947
Fewest Arkansas Total Offensive Yards: 42, vs. UCLA, 1988 (21 rush, 21 pass)



DONALD W. REYNOLDS RAZORBACK STADIUM



Donald W. Reynolds Razorback Stadium (DWRRS) will serve as the home of Razorback Football for the 82nd season during the 2019 campaign. Since opening in 1938, the Razorbacks have played 294 games at the current site, winning more than 64 percent of their contests.

Located on the western side of campus, DWRRS was formerly known as Razorback Stadium before being renamed in 2001 in honor of the late Donald W. Reynolds. The playing field is named in honor of former athletics director and the winningest, longest-tenured head football coach in University of Arkansas history, Frank Broyles.

Upon undergoing many modifications, DWRRS gives the University of Arkansas one of the finest football facilities in the nation. A \$160 million stadium renovation and north end addition was completed prior to the 2018 season. All existing suites and club areas were renovated, and additional elevators were constructed in the northwest and northeast corners of the stadium. As part of the same project, a south video board was added in time for the 2017 season. The north end addition is home to the new Broyles Athletics Center as well as suites, loge boxes, club seats and club areas. The addition also provided new concessions and restrooms as well as a stadium-wide concourse that allows the flow of fans throughout the stadium. A new football team locker room, press conference room, other team areas and various displays celebrating Razorback history and traditions were also part of the north end addition.

Prior to the 2001 season, the stadium underwent a dramatic advancement – a \$110 million project, which included a \$20 million gift from the Donald W. Reynolds Foundation, increased the seating capacity from 51,000 to 72,000.

The renovation included reconstructed concourses with a brick facade that completely enclosed the concrete and steel below the stands. In addition, the concourses were widened, and concession areas and restrooms were replaced.

Known as “Championship Alley,” the east concourse displays all 13 conference championships, the 1964 national title and every football letterman. The south end zone concourse, “All-American Alley,” is dedicated to the 57 Razorback All-Americans. The west concourse, “Bowl Alley,” commemorates each of the program’s 42 bowl teams.

Another noticeable addition was the enclosure of the south end zone, which features chair back seating and the addition of approximately 7,300 total seats as well as a food court with vendor space.

Along with an expanded press box, which includes Orville Henry Press Row, 68 luxury suites/skyboxes were added, bringing the total to 134.

The 3,800 square foot Wilson Matthews A Club was added on the east side next to a 6,500-seat upper deck that is complemented by enclosed premium club seating. The stadium’s capacity includes 8,950 club seats, inside and out.

One of the first expansion projects occurred in 1950 and included the construction of a new press box and 5,200 more seats on the west side. Another 5,200-seat addition to the east side was completed in 1957.

Earlier building efforts in 1965 and 1969 raised capacity to 42,678 – a figure held steady for more than a decade.

Prior to 2001, the last previous expansion occurred before the 1985 season and added additional seats and skyboxes, bringing the facility to 50,000 seats.

Astroturf was added in 1969. The playing surface then returned to natural grass in 1995 prior to its transition to synthetic turf in 2009.

Making its debut on Sept. 24, 1938, as Arkansas defeated Oklahoma A&M, 27-7, the stadium was dedicated later that year on Oct. 8 when the Razorbacks hosted Baylor.

Constructed as a Works Progress Administration project with an original capacity of 13,500, the facility was first enlarged upon the arrival of John Barnhill as athletic director in 1947 when an additional 2,500 seats were added to the north end of the east and west grandstands.

Prior to 1938, the Razorbacks played in a 300-seat stadium built in 1901 on land atop “The Hill,” now occupied by Mullins Library and the Fine Arts Center.

REYNOLDS RAZORBACK QUICK FACTS

Capacity: 76,000
First Game: Sept. 24, 1938 - Arkansas 27, Oklahoma A&M 7
Dedicated: Oct. 8, 1938 - Baylor 9, Arkansas 6
DWRRS Record: 190-101-2 (.648)
Fayetteville Record: 308-134-10 (.677)

All-Time Top 10 Crowds

Rk	Opponent	Date	Attendance
1.	Alabama	Sept. 25, 2010	76,808
2.	Tennessee	Nov. 11, 2006	76,728
3.	Southern California	Sept. 2, 2006	76,564
4.	Texas	Sept. 11, 2004	75,671
5.	Alabama	Oct. 8, 2016	75,459
6.	LSU	Nov. 12, 2016	75,156
7.	Alabama	Sept. 23, 2006	74,687
8.	Alabama	Sept. 15, 2012	74,617
9.	Florida	Nov. 5, 2016	74,432
10.	Georgia	Sept. 19, 2009	74,210



FRANK BROYLES

For more than five decades, Frank Broyles helped shape intercollegiate athletics as a legendary coach, nationally respected administrator and a tireless goodwill ambassador for his university and state.

In July 2014, Broyles stepped away from his day-to-day duties with the Razorback Foundation after a combined 55 years of service with the Department of Intercollegiate Athletics and Razorback Foundation. Broyles served as Athletics Director Emeritus.

In his 19-year stint as Arkansas' head coach, the Razorbacks posted a record of 144-58-5, captured seven SWC championships, one national championship and earned 10 bowl berths. Broyles was a six-time SWC Coach of the Year and became the mentor to dozens of assistant coaches preparing them for successful head coaching careers in both college and pro football. His impact on the coaching profession is best measured in the development of more than 40 head coaches. Former Broyles' assistant coaches have combined to win five Super Bowls, five national championships, more than 40 conference titles and more than 2,000 games. His legacy is celebrated annually with the presentation of the Broyles Award to the nation's top assistant football coach.

Broyles assumed the role of athletics director in July 1973 and remained in that position long after retiring from coaching in 1976. While universally recognized for his coaching prowess, it was his keen administrative and business skills that allowed Broyles to charter a steady course of success for the Razorbacks. Broyles laid the groundwork for transforming the athletic program into an all sport program that produced 41 national championships, 57 SWC and 48 SEC championships, 22 bowl appearances and a bevy of other team and individual accomplishments under his tenure.

On Nov. 3, 2007, Frank Broyles Field, the on-campus football playing field for the Arkansas Razorbacks within Donald W. Reynolds Razorback Stadium, was named for the longtime head football coach and athletics director. The field was dedicated at halftime of the Arkansas-South Carolina game in an on-field ceremony that included Broyles once again leading former Razorback football lettermen through the "A" and a surprise visit from broadcasting legend and Broyles' former ABC Sports broadcasting partner Keith Jackson. The dedication culminated a memorable weekend that also included a reunion of former football lettermen spanning Coach Broyles' 19-year career as the Razorbacks' head football coach.

On Nov. 23, 2013, a bronze statue was dedicated in Broyles honor in front of the Broyles Athletic Center. The statue, sculpted by Dr. Gary Renegar, stands seven and a half feet and weighs more than 700 pounds.

Broyles, 92, died from complications of Alzheimer's Disease, on Aug. 14, 2017.





WAR MEMORIAL STADIUM



The Razorbacks' home venue in Central Arkansas for 71 years, War Memorial Stadium/AT&T Field will host Arkansas football games through 2024. The Razorbacks will play three regular-season SEC games at War Memorial Stadium during the tenure of the agreement. Arkansas will play the University of Missouri in an SEC game at War Memorial Stadium during the 2019, 2021 and 2023 seasons, unless SEC scheduling necessitates playing another opponent.

Three-year Arkansas letterman and Medal of Honor recipient Maurice (Footsie) Britt was the featured speaker during dedication ceremonies for War Memorial Stadium on Sept. 18, 1948. On that day, a crowd of 24,950 (a record football attendance in Arkansas at that time) watched the Razorbacks defeat Abilene Christian, 40-6.

During its existence, the facility has expanded from its original capacity of 31,000 to its current figure of 54,120.

A complete lighting system and AstroTurf surface were added for the 1970 season with a new artificial surface to follow in 1974. Ten years later, another new layer of artificial turf was installed before a return to natural grass was made in 1994. AstroPlay was installed for the 2002 season. War Memorial Stadium installed a new turf manufactured by Field Turf during the summer of 2010 and the field was named AT&T Field. In addition, a new \$7.5 million press box that includes 500 club seats was constructed for the 2010 football season. The War Memorial Stadium Commission, along with the University of Arkansas Athletic Department, has renovated the Razorback Letterman's Club and Recruit Room.

In 1974, the press box was honored as the best in the nation by the Football Writers Association of America, a recognition for the facility and the services provided. The press floor is now named for longtime sportswriter and an authority on Razorback history, Orville Henry.

WAR MEMORIAL STADIUM QUICK FACTS

Capacity: 54,120

First Game and Dedication: Sept. 18, 1948 - Arkansas 40, Abilene Christian 6

WMS Record: 151-61-4 (.699)

Little Rock Record: 168-68-5 (.703)





AT&T STADIUM



In 2008, Arkansas and Texas A&M officials agreed to enter into an agreement with AT&T Stadium, home of the Dallas Cowboys in Arlington, Texas, to renew its long-time storied rivalry under the name "Southwest Classic."

After a 16-year absence, the 2009 season marked the return of the rivalry between the former Southwest Conference foes. This time, the Razorbacks and Aggies clashed in a non-conference showdown where Arkansas claimed a 47-19 victory. The matchup followed suit in 2010 and 2011, both resulting in Razorback victories.

Due to scheduling conflicts associated with the Aggies' move to the SEC in 2012, the schools were forced to alternate home venues for the 2012 and 2013 contests; however, the contest returned to Arlington in 2014 and kicked off the first game of an 11-year agreement.

Arkansas leads the all-time series versus the Aggies, 41-30-3.

One of the most expensive sports venues ever built, AT&T Stadium was completed in 2009 and is fourth-largest in capacity in the NFL. Capacity can expand to seat upwards of 85,000 people. The \$1.15 billion project was spearheaded by Dallas Cowboys owner and former co-captain of the Arkansas 1964 national championship team, Jerry Jones.

Containing the world's largest column-free interior and the fourth largest high definition video screen, which hangs from 20-yard line to 20-yard line, the facility also serves as a multi-purpose venue for concerts and other college and high school athletic events.

AT&T STADIUM QUICK FACTS

Capacity: 71,815

First Arkansas Game: Oct. 3, 2009 - Arkansas 47, Texas A&M 19

AT&T Stadium Record: 4-6 (.400)






FRED W. SMITH FOOTBALL CENTER



The 80,000 square-foot Fred W. Smith Football Center opened in 2013 and includes a spacious locker room, team meeting rooms, training room, equipment room, a student-athlete lounge and study area, coaches' offices, a recruiting reception area and football displays celebrating the tradition of Razorback Football. In the fall of 2012 as part of the football center project, two new practice fields and a parking deck were completed south of the Walker Family Training Center providing the football team with spectacular new practice venues and university faculty and students with approximately 225 covered parking spaces.

Fred W. Smith, former chairman of the Donald W. Reynolds Foundation and longtime benefactor of the University of Arkansas and Razorback Athletics, passed away at age 84 on April 29 in Santa Monica, California. Through his work with the Donald W. Reynolds Foundation, Mr. Smith was instrumental in the university's securement of several multi-million-dollar gifts, including the Donald W. Reynolds Razorback Stadium expansion, the Jerry and Gene Jones Family Student-Athlete Success Center and the Student-Athlete Development program, within Razorback Athletics.

In 2011, under Mr. Smith's leadership, the Donald W. Reynolds Foundation issued a \$10 million challenge grant to help generate funding for a new football operations building for the University of Arkansas. In 2013, the \$40 million Fred W. Smith Football Center was dedicated providing Razorback Football with a new home.





JONES FAMILY STUDENT-ATHLETE SUCCESS CENTER



The Jerry and Gene Jones Family Student-Athlete Success Center helps address the academic, nutritional, personal and professional development of more than 460 student-athletes in an approximately 55,000 square foot facility, creating an integrated academic support program focused on graduation of all student-athletes at the University of Arkansas.

- 31 Tutor Rooms
(11 large rooms for 6-8 people and 20 small rooms for 2-4 people).
- 5,000 square feet of open study / lounge space.
- 2,300 square feet of Computer Lab Space
(2 computer labs – large and small).
- 1,500 square feet of Group Lab Space.
- 25 Offices for staff and academic counselors.
- 1,500 square feet in the Multi-Purpose Room with capacity of 90 or more.
- 150 Seat Auditorium (Designed for hosting the Razorback Leadership Academy, seminars, guest speakers, large group presentations and other Athletic Academic programming with full A/V capabilities).
- Designated area for Educational Enrichment Services.
- Designated area for Student-Athlete Development.
- Wellness area with offices for staff psychologist and nutritionist.
- Dining Hall with full-service kitchen and seating for approximately 250 people.





MEDIA INFORMATION

ARKANSAS COMMUNICATIONS

The Arkansas Communications Office appreciates your interest in Razorback football and strives to assist you in your coverage. A list of our staff members, our address and our telephone numbers follows:

OFFICE: (479) 575-2751

FAX: (479) 575-7481

FAYETTEVILLE PRESS BOX: (479) 575-6622

LITTLE ROCK PRESS BOX: (501) 663-0514

MAILING ADDRESS:

Arkansas Communications
P.O. Box 7777
Fayetteville, AR 72701

OVERNIGHT/PHYSICAL ADDRESS:

University of Arkansas
Arkansas Communications
1240 W. LeRoy Pond Drive
Fayetteville, AR 72701

FOOTBALL CONTACTS




KYLE PARKINSON

Associate AD/Communications
Cell: (479) 387-4753
Office: (479) 575-2752
Email: kparkin@uark.edu
Twitter: @TheOtherKP



MICHAEL MINSHEW

Assistant Communications Director
Cell: (479) 200-9498
Office: (479) 575-2751
Email: mminshew@uark.edu
Twitter: @mminshew



JACOB PAVILACK

Assistant Communications Director
Cell: (479) 463-0736
Office: (479) 575-2751
Email: jlpavila@uark.edu
Twitter: @jacobpavs

COMMUNICATIONS STAFF



MIKE CAWOOD
Associate
Director



MARIO BRAVANTE
Associate
Director



JESSICA ROBERSON
Assistant
Director



SHAWN PRICE
Assistant
Director



BEN BREITBACH
Communications
Assistant



WALT BEAZLEY
Photographer



MARY LYNN GIBSON
Secretary

INTERVIEWS

Interviews with our coaches and student-athletes are encouraged, but we require all interview arrangements be made via the Arkansas Communications Office. University of Arkansas football student-athletes are generally available for interviews during a game week. All student-athlete and assistant coach interview requests must be made at least one day in advance to allow time to facilitate the notification process. Telephone interviews can be arranged, but student-athletes' telephone numbers will not be provided and student-athletes are instructed to direct all interview requests to the Arkansas Communications Office. Student housing, the training room, the weight room and locker rooms are off-limits to members of the media.

DAILY PRACTICE

Please consult with the Arkansas Communications Office for practice information regarding times, days and accessibility. Following select practice sessions, select members of the coaching staff and/or student-athletes will be available for group interviews with the media. All media members, including video and still photographers, from accredited media outlets wishing to shoot practices are asked to consult with the Arkansas Communications Office for current guidelines prior to arrival at the practice field.

WEEKLY PRESS CONFERENCE OPPORTUNITIES

Please consult the Arkansas Communications Office for the schedule of weekly press opportunities for Coach Pittman and student-athletes.

SEC WEEKLY COACHES' TELECONFERENCE

In conjunction with the Southeastern Conference, head coach Sam Pittman will participate each week in the league's teleconference of football coaches. The teleconferences will be conducted each Wednesday from Sept. 2 to Nov. 25 from 10 a.m. CT to 12:10 p.m. CT. Accredited media members only may access the broadcast-quality teleconference. Callers may participate in the question-and-answer session with an individual coach or all SEC coaches. For more information and the teleconference number, contact the SEC Media Relations Office at (205) 458-3000.

10:00 a.m.	Ed Orgeron, LSU	11:10 a.m.	Elijah Drinkwitz, Missouri
10:10 a.m.	Kirby Smart, Georgia	11:20 a.m.	Lane Kiffin, Ole Miss
10:20 a.m.	Dan Mullen, Florida	11:30 a.m.	Jimbo Fisher, Texas A&M
10:30 a.m.	Derek Mason, Vanderbilt	11:40 a.m.	Mark Stoops, Kentucky
10:40 a.m.	Nick Saban, Alabama	11:50 a.m.	Mike Leach, Mississippi State
10:50 a.m.	Jeremy Pruitt, Tennessee	Noon	Will Muschamp, South Carolina
11:00 a.m.	Sam Pittman, Arkansas	12:10 p.m.	Gus Malzahn, Auburn

ARKANSAS FTP SITE

An FTP site is available for members of the media. For more information concerning the FTP site, contact Michelle Glover (migllover@uark.edu).

GAME CREDENTIAL REQUESTS

All requests for media and/or photo credentials must be online at SportsSystems.com/Arkansas. Requests should be made at least 10 days in advance.

Credentials must be requested and will be granted on a game-by-game basis only. No multi-game or full season credentials will be issued.

Please see media credentialing guidelines online at SportsSystems.com/Arkansas. Space limitations prevent accommodation of weekly media representatives.

Only fully accredited personnel directly involved in the coverage of the game will be admitted. Credentials are non-transferable. The Arkansas Communications Office reserves the right to revoke any credential: (1) used by an individual other than the one for whom it was granted; (2) any individual who refuses to comply with press box and/or photographic area guidelines; (3) any individual who is not an accredited member of the media; (4) any individual under the age of 16.

Credentials will not be mailed. They may be picked up beginning three hours prior to kickoff at the media will call station at the base of the elevator at both Donald W. Reynolds Razorback Stadium in Fayetteville and War Memorial Stadium in Little Rock. Photo identification is required when picking up credentials.

GAMEDAY PARKING

Limited parking is available in Fayetteville and Little Rock for media members. Those media members needing parking should make the request at least two weeks in advance to allow time for mailing.

LIVE STATS

Live in-game stats will be provided for the media at RazorbackStats.com.

WIRELESS INTERNET

The Arkansas press box does have wireless access. Information for accessing the network is available in the press box.



RAZORBACK SPORTS PROPERTIES

The University of Arkansas Athletic Department and Learfield IMG College are in their 13th year of a powerful partnership that created Razorback Sports Properties. As the multimedia rights-holder, Razorback Sports Properties (RSP) is responsible for the corporate marketing and advertising for all 19 sports.

Along with corporate branding through the Razorbacks, RSP also creates new programming and publications for Razorback fans. They continue to expand the coverage of the Razorback Sports Network. This statewide radio network, consisting of 45-plus affiliates, covers all of Arkansas and parts of all six surrounding states.

The official radio and television shows of Razorback football continue to grow in attendance and viewership. The radio show is held weekly at the Catfish Hole and is aired live on the Razorback Sports Network. The official television show is aired statewide on Sunday nights and regionally throughout the week during football season.

CHUCK BARRETT – PLAY-BY-PLAY

Barrett is entering his 14th season as the play-by-play announcer for the Razorbacks, and he's no stranger to Arkansas fans or the Razorback Sports Network broadcast team. This is his 26th year on the broadcast crew, including spending 14 years as the executive producer. Prior to taking over play-by-play responsibilities in the 2007 season, his duties included hosting the pregame show, halftime and scoreboard shows, and the football version of the Razorback Report. He has also worked as the play-by-play man for baseball from 1992 to 2014 and added men's basketball play-by-play to his duties prior to the 2010-11 season. Barrett was recognized by the National Sportswriters and Sportscasters Hall of Fame as the 2007, 2008 and 2009 Arkansas Sportscaster of the Year.



QUINN GROVEY – ANALYST

Grovey is entering his 23rd overall season on the network, including his third as the analyst. The former Hog quarterback previously served as co-host of the pregame and postgame shows and the network's sideline reporter. A three-year starter for the Razorbacks, Grovey led Arkansas to Southwest Conference titles in 1988 and 1989, and was named to the program's 1980s All-Century team.



GENO BELL – CO-HOST & SIDELINE

Bell is entering his fourth season on the broadcast team as a sideline reporter, taking over the role from Grovey. Bell was a four-year letterwinner on the defensive line for the Razorbacks from 1993-95. He totaled 185 tackles, including 28 for loss, 11 sacks, four pass breakups and three fumble recoveries. Following his collegiate career, Bell played in the NFL with the New York Jets and the Cleveland Browns. He returned to Arkansas after his playing career and is a senior director of transportation at the worldwide headquarters of Walmart in Bentonville.



RICK SCHAEFFER – CO-HOST

Schaeffer is entering his 27th year with Razorback football. He was the analyst for 10 seasons and is now a co-host for the pregame, halftime and postgame shows. Schaeffer worked in the Arkansas Sports Information Department for 24 years, 21 of those years serving as director. Rick is the communications director for the Springdale School District and the co-host of Drive Time Sports on 103.7 The Buzz.



2020 AFFILIATES

Batesville	KWOZ-FM	103.3
Batesville	KBTA-AM	1340
Camden	KCXY-FM	95.3
Camden	KAMD-FM	97.1
Crossett	KAGH-FM	104.9
Crossett	KAGH-AM	800
DeQueen	KDQN-FM	92.1
DeWitt	KDEW-FM	97.3
El Dorado	KMRX-FM	96.1
Fayetteville	KQSM-FM	92.1
Fayetteville	KAKS-FM	99.5
Fayetteville	KUOA-AM	1290
Fayetteville	KUOA-FM	95.3
Fayetteville	KBVA-FM	HD3 106.5
Forrest City	KBFC-FM	93.5
Fort Smith	KERX-FM	95.3
Glenwood	KHGZ-FM	98.9
Glenwood	KHGZ-AM	670
Hot Springs/Mena	KTTG-FM	96.3
Jonesboro	KEGI-FM	100.5
Little Rock	KABZ-FM	103.7
Magnolia	KZHE-FM	100.5
Marshall	KBCN-FM	104.3
Mena	KENA-FM	104.1
Monett, Missouri	KKBL-FM	95.9
Monticello	KGPQ-FM	99.9
Morrilton	KCON-FM	99.3
Mountain Home	KOMT-FM	93.5
Ozark	KDYN-FM	96.7
Ozark	KDYN-AM	1540
Ruston, Louisiana	KWXM-FM	102.3
Searcy	KRZS-FM	99.1
Texarkana	KKTK-AM	1400
Wynne	KWYN-FM	92.5

As of 9/1/20



VICE CHANCELLOR AND DIRECTOR OF ATHLETICS HUNTER YURACHEK

Entering his third full year as vice chancellor and director of athletics at the University of Arkansas, Hunter Yurachek has made the most of his time since Chancellor Joseph Steinmetz announced him as vice chancellor and director of athletics on Dec. 4, 2017.

Yurachek has implemented a program wide strategic plan that focuses on fostering student-athlete success and centered on achieving the program's mission of building Champions and Razorbacks for Life. Thanks to the dedicated efforts of Razorback student-athletes, coaches, administrators, Razorback Foundation members and fans, results are being realized on and off the field.

Even in an abbreviated 2019-20 competition schedule, Razorback Athletics built an impressive resume, including accomplishing a couple of program milestones. Arkansas won its first NCAA championship in women's cross country and its first SEC title in soccer. In addition, the Razorbacks earned SEC championships in women's cross country and men's and women's indoor track and field. Razorback student-athletes followed suit in the classroom, earning a 3.24 cumulative GPA with 107 student-athletes adding their names to Senior Walk as University of Arkansas graduates. The 3.43 term GPA for the spring semester was a program record and marked the 21st consecutive semester for a department GPA of 3.0 or better.

Razorback Athletics was also at the forefront of several key initiatives in 2019-20. Yurachek was named to the Governor's Economic Recovery Task Force, to help guide state reopening in the wake of COVID-19. Yurachek was also added to the NCAA Football Competition Committee. In October, Nolan Richardson Court was dedicated at Bud Walton Arena. The Eddie Sutton Men's Basketball Practice Gymnasium was created at the Basketball Performance Center. Construction continues on a number of facility projects including the J.B. and Johnelle Hunt Family Baseball Development Center, Frank O'Mara Track Performance Center and a renovation of the Randal Tyson Track Center.

In 2018-19, Arkansas finished No. 23 in the Learfield IMG College Directors' Cup, including finishing first among programs with 19 or fewer teams. Arkansas captured two NCAA team championships (women's indoor and outdoor track and field), four SEC team championships (women's cross country, women's indoor and outdoor track and field, men's golf) and four SEC team runner-up finishes (soccer, men's cross country, men's indoor track and field and women's basketball).

In addition, the Razorback Baseball team won a share of the SEC Western Division title and advanced to its second straight College World Series. A total of 14 programs were nationally ranked during 2018-19, including five in the top 10. Arkansas had four NCAA individual and 22 SEC individual champions.

Razorback student-athletes continued to achieve at a high level in the classroom, posting a cumulative GPA of 3.24. The program graduated 98% of student-athletes who exhausted their athletic eligibility.

In 2018-19, Arkansas hosted its first NCAA Men's and Women's Golf Championships at Blessings Golf Club. In addition, Arkansas was home to the 2019 SEC Indoor and Outdoor Track and Field Championships as well as both an NCAA Baseball Regional and Super Regional at Baum-Walker Stadium.

Yurachek launched several initiatives to further engage Arkansas and Razorback fans around the world. In August 2018, as part of the One Razorback campaign, the inaugural One Hog Call event was held in Fayetteville, Little Rock and around the globe. Razorback fans from more than 16 countries and 40 states participated in a simultaneous Hog Call.

Yurachek's first full year in Fayetteville saw tremendous success. Arkansas tied a program record with a No. 16 finish in the 2017-18 Learfield Sports Directors Cup, and first in the nation among schools with 19 or fewer sports.



In 2017-18, Arkansas captured four SEC championships (men's and women's cross country, women's indoor track, women's golf), including the school's first SEC crown in women's golf. The Razorbacks earned three top-five national finishes including national championship runner-up finishes at the 2018 NCAA Women's Indoor Track and Field Championships and the 2018 College World Series. Four Arkansas student-athletes earned individual national championships.

In the 2018 spring semester, Razorback student-athletes earned a record-tying 3.25 GPA and 282 student-athletes secured a spot on the department honor roll. Nearly 125 Razorback student-athletes added their name to Senior Walk as graduates of the University of Arkansas.

Yurachek came to Arkansas from the University of Houston where he served as the vice president for athletics. Prior to Houston, Yurachek served as director of athletics at Coastal Carolina University, where Coastal won 29 Big South Conference championships. Yurachek was named Under Armour FCS Athletic Director of the Year in 2014. He has also worked at the University of Akron, the University of Virginia, Western Carolina University, Vanderbilt University and Wake Forest University.

In Yurachek's first two years at Houston, the Cougars' sport programs eclipsed 225 points in the Learfield Directors' Cup in back-to-back years for the first time in department history, securing top-three finishes in The American Athletic Conference both years. The Cougars improved to second in 2016-17 after finishing third in 2015-16. Houston's programs combined for a league-leading five American Conference team championships and 22 American Conference individual titles.

The success was not limited to the field of play, however, as UH student-athletes opened the fall semester with a record 96 student-athletes on the Dean's List. That record was short lived as 109 student-athletes earned Dean's List honors in the spring semester. Houston student-athletes combined for the highest spring GPA (2.95), highest cumulative GPA following a spring semester (2.93) and the highest average hours passed in a spring semester (14.1) in department history.

The 2016-17 year also saw the continuation of an aggressive facilities plan as construction began on the \$60 million renovation of the Fertitta Center, the football indoor practice facility and a baseball player development center and clubhouse with more than \$85 million of projects all privately funded.

In his first year in the role, Houston recorded its highest finish in the Learfield Directors' Cup since 1999-2000 and its second-highest finish in school history with 296.5 points to finish 73rd nationally. The 2015-16 academic year saw the Houston Football program capture The American Athletic Conference Championship and a Chick-fil-A Peach Bowl win over Florida





VICE CHANCELLOR AND DIRECTOR OF ATHLETICS HUNTER YURACHEK

State, the Houston Men's Track & Field program win The American Indoor and Outdoor Championships and the Houston Women's Golf program claim an American Championship in only its second year with a full team. In addition, the Men's Basketball program returned to the NCAA postseason for the 29th time in program history and the Men's Golf program advanced to the NCAA Championships for the third straight year.

All of the athletic achievements occurred while UH student-athletes recorded the second-best fall GPA, 2.91, and second-best spring GPA, 2.87, in athletic department history while placing a record 88 student-athletes on the University's Dean's Honor List in the spring.

Yurachek led the Houston Athletics fundraising charge with a record amount \$5.2 million in private donations to the Athletics general scholarship fund in the 2014-15 fiscal year. Focused on improving the student-athlete experience, Yurachek also led a department that unveiled the completed Guy V. Lewis Development Center for the Houston Men's and Women's Basketball programs, Carolyn and Ron Yokubaitis Field at Carl Lewis International Track & Field Complex, one of the nation's largest collegiate baseball video boards, a renovated Houston Football locker room and a short game facility for the Houston Men's and Women's Golf programs.

Named by Chancellor Dr. Renu Khator as Chair for a campus-wide steering committee established to oversee the grand opening events for the \$128 million TDECU Stadium, Yurachek assisted in the cultivation, solicitation and securing of a 10-year, \$15 million-naming rights agreement for TDECU Stadium with the per year value ranking in the top ten nationally for collegiate venue naming rights agreements.

Yurachek was instrumental in the national search and hiring of football and men and women's basketball head coaches (Tom Herman, Kelvin Sampson, Ronald Hughey) while overseeing the development and implementation of a \$500,000 remodeling project to the men and women's basketball locker rooms.

He served as liaison with an architectural design firm on the plans for the \$25-million Guy V. Lewis Development Center as well as overseeing the development and implementation of a \$500,000 facility enhancement to the Athletics/Alumni Center, including the addition of Cougar Cafe, a student-athlete nutrition center.

Yurachek came to Houston after serving four years as Director of Athletics at Coastal Carolina University where he oversaw a department featuring 18 men's and women's NCAA Division I sport programs.

Under Yurachek's leadership, the Chanticleers made 30 NCAA appearances and finished a program-best 79th in the 2012-13 Learfield Director's Cup.

During Yurachek's time of leadership, Coastal hosted an NCAA Baseball Regional; NCAA Baseball Super Regional; NCAA Division I Football championship contests in 2010 and '13; and NCAA Men's Soccer Championship matches in 2011, '12 and '13, as well as winning a competitive bid to host the VisitMyrtleBeach.com Men's and Women's Big South Basketball Championships in 2013, 2014 and 2015, sponsored by the Myrtle Beach Area Chamber of Commerce.

Coastal Carolina student-athletes posted a 3.028 grade point average (GPA) for the fall 2013 semester and saw its overall GPA rise from 3.053 to 3.108. Of the 434 student-athletes, 253 - or 58.3 percent - posted a GPA between 4.0 and 3.0, including 28 who earned President's List (4.0 GPA for the semester) and an additional 117 who earned Dean's List recognition. Further breakdown shows that 125 of the 175 women student-athletes (71.4 percent) posted a GPA between 4.0 and 3.0, while 128 of the 259 men (49.4 percent) accomplished the feat.

In addition, during Yurachek's tenure Coastal Carolina student-athletes earned:

- 363 All-Big South honors
- 31 All-Big South Player of the Year honors along with 13 Big South Freshman of the Year honors
- 28 All-America honors
- 11 Big South Scholar-Athlete of the Year honors in their respective sports



- 5 Academic All-America honors
- 4 national postgraduate scholarships
- 3 Big South Conference Christenberry Awards for Academic Excellence

With all the success, the Coastal Carolina department operated within a balanced budget during Yurachek's tenure, thanks to his zero-budget initiative and the unprecedented revenues generated with his restructuring of the external relations department. In his first year, the department revenue was at \$560,000, including \$316,000 in ticket sales and sponsorships at \$250,000. After the 2012-13 year, revenue came in at \$1.4 million, thanks to \$549,000 in ticket sales and \$600,000 in sponsorships.

During his time at Coastal, the Department of Athletics added women's lacrosse; launched Champions for Life, a life skills enhancement program for student-athletes; signed a five-year \$1.1 million contract with an athletic apparel provider; established the Letterwinners Association; successfully completed NCAA Cycle 3 Recertification; and has been featured on the front page of the sports section of USA Today with the headline reading "Coastal Carolina Piles up Sports Success."

Also, during Yurachek's tenure, several major projects that supported intercollegiate athletics totaling more than \$250 million were included in the University's ongoing capital improvements across the campus.

The HTC Center opened in 2012 and is the home for Coastal Carolina's men's and women's basketball and women's volleyball programs - as well as the three-year home to the Big South Men's and Women's Basketball Championships. In addition, Adkins Field House, the Boni Belle Baseball/Softball Hitting & Practice Facility, the Will Garland Academic Enhancement Center and the Richard M. Ward MD Sports Performance Center were completed and dedicated while the \$10.2 million Baseball/Softball complex was completed in 2014. Yurachek also secured a 12-court tennis facility and a student-athlete training table facility.

Prior to his appointment at Coastal Carolina University, Yurachek was executive senior associate athletics director at the University of Akron. He led and managed the Zips' external relations unit, which included marketing and promotions, media relations, ticket operations, development (Z-Fund), video operations and merchandising. In addition, he was the sport administrator for men's basketball, men's and women's golf and worked closely with the football program.

He earned his bachelor's degree in business management at Guilford College in 1990, where he was a four-year letter winner in basketball. He earned his master's degree in sports administration from the University of Richmond in 1994.

Born in Richmond, Va., and raised in Charlotte, N.C., Yurachek, and his wife Jennifer have three sons: Ryan, Jake and Brooks. Ryan is a former Marshall University football student-athlete and is a graduate assistant on the Razorback Football staff. Jake is a redshirt-sophomore football student-athlete at the University of Arkansas. Brooks is a sophomore at Fayetteville High School and is a member of the football and boy's basketball teams.



HEAD COACHES



**CHRIS
BUCKNAM**
Men's Cross Country
Men's Track & Field
13th Season



**COURTNEY
DEIFEL**
Softball
6th Season



**COLBY
HALE**
Soccer
9th Season



**NEIL
HARPER**
Swimming & Diving
5th Season



**LANCE
HARTER**
Women's Cross Country
Women's Track & Field
31st Season



**ANDY
JACKSON**
Men's Tennis
8th Season



**BRAD
McMAKIN**
Men's Golf
15th Season



**ERIC
MUSSELMAN**
Men's Basketball
2nd Season



**MIKE
NEIGHBORS**
Women's Basketball
4th Season



**SAM
PITTMAN**
Football
1st Season



**COURTNEY
STEINBOCK**
Women's Tennis
3rd Season



**SHAUNA
TAYLOR**
Women's Golf
14th Season



**DAVE
VAN HORN**
Baseball
19th Season



**JASON
WATSON**
Volleyball
5th Season



**JORDYN
WIEBER**
Gymnastics
2nd Season



SENIOR ATHLETICS STAFF



HUNTER YURACHEK
Vice Chancellor
& Director of
Athletics



JON FAGG
Deputy AD/
Student-Athlete
Experience



CLAYTON HAMILTON
Deputy AD/Internal
Engagement, Finance
& Capital Projects



DERITA RATCLIFFE
Deputy AD/
Student-Athlete
Wellness/SWA



RICK THORPE
Deputy AD/
External
Engagement



KAT DEVENPORT
Chief of Staff



CHRIS POHL
Senior Associate AD/
Guest Experience &
Event Management



KEVIN TRAINOR
Senior Associate AD/
Public Relations & Former
Student-Athlete Engagement



MATT TRANTHAM
Senior Associate AD/Capital
Projects, Facility Maintenance,
Grounds, Equipment



MATT McCOY
Senior Associate
General Counsel for
Athletics



JULIE CAIN
Associate AD/
Event Management



PETE HEIM
Associate AD/
Ticket Operations
& Sales



JUSTIN MALAND
Associate AD/
Facilities



TAYLOR MCGILLIS
Associate AD/
Marketing & Brand
Development



ELVIS MOYA
Associate AD/
Community Relations
& Fan Development



KYLE PARKINSON
Associate AD/
Communications



FELECIA SAINE
Associate AD/
Academics



TRACEY STEHLIK
Associate AD/
Compliance



CHRIS BADER
Assistant AD/
Mental Health
& Performance



PATRICK DALE
Assistant AD/
Facility-Event
Operations



MICHELLE GLOVER
Assistant AD/
Broadcast Services



WILL LANDRETH
Assistant AD/
Compliance



LACY NEEDHAM
Assistant AD/
Business Operations



SCOTT SARGENT
Assistant AD/
Facilities



There's a reason...

...the University of Arkansas is one of the nation's top public research universities. Nestled in the Ozarks, we learn in one of the **best places to live** in the nation. This is where **tradition and innovation** merge, creating **life-changing opportunities** and discoveries that **improve our world**, one student at a time. The University of Arkansas is among the **top public research** universities in the U.S., that's why federal agencies like NASA and top industries turn to us to **solve problems** and **advance technology**. We are **dedicated to Arkansas** and **determined to build a better world**.




MOST DEGREE PROGRAMS IN THE STATE

200+

More than 200 baccalaureate, master's, doctoral, professional and specialist degree programs.

Top 20 in nation for female inventors

about half of invention disclosures in FY19 involved female researchers



SCHOLARSHIP AWARDS

MORE THAN \$89 MILLION

In FY19, **more than \$89 million in academic and need-based scholarships** and grants were awarded to undergraduate students



NATIONALLY
COMPETITIVE
AWARDS



TRUMAN SCHOLARS

Top 10 public institutions

GOLDWATER SCHOLARS

Top 25 public
institutions (t-21st)

RHODES SCHOLARS

Top 50 public institutions


\$194.7 Million I3R Research Institute

The Walton Family Charitable Support Foundation
granted the U of A nearly

**\$200 million to establish the Institute for
Integrative and Innovative Research (I3R),**

which will transform the university's research,
innovation and economic development culture.
This grant also signaled the successful completion
of Campaign Arkansas, vaulting it past its goal of

\$1.25 billion in 2020.



Enrollment: 27,559

Student-to-Faculty

Ratio **19:1**

2019-2020 school year



**Among Best
Colleges for
VETERANS**

63rd in the nation

US News & World Report 2019



88%

incoming

HONORS COLLEGE

freshman fellows hail from Arkansas



#1 in the Nation for Supply Chain

The supply chain management undergraduate program at the Sam M. Walton College of Business is ranked No. 1 in North America by a leading global research firm, Gartner.



**HIGHEST
RESEARCH
CLASSIFICATION**

The Carnegie Foundation for the Advancement of Teaching places the U of A in its highest research category, a status shared by only 3 percent of the nation's universities.



**RESEARCH
EXPENDITURES**

IN FY19

**\$172.6
MILLION**

Senior Walk

Our greatest achievements are etched in stone at the University of Arkansas, with more than 3.5 miles of sidewalk bearing the names of all of our graduates. Stretching across campus, Senior Walk is a unique tradition that includes the names of more than 186,000 graduates, and counting.

Notable Graduates

Jerry Jones, owner of the
Dallas Cowboys

Veronica Campbell-Brown,
Olympic gold medalist

T.J. Holmes, ABC News
Correspondent and Good
Morning America Host

Doug McMillon, President
and CEO of WalMart
Stores, Inc.



BOARD OF TRUSTEES

The University of Arkansas System Board of Trustees serves as the institution's governing body. The board is comprised of 10 trustees representing each of the state's four congressional districts. The president is the chief executive officer of the University of Arkansas System and reports to the Board of Trustees. Each campus has a chancellor as its chief executive officer, reporting directly to the president.



JOHN GOODSON
Chairman
Texarkana (2021)



STEPHEN BROUGHTON, M.D.
Vice Chairman
Pine Bluff (2022)




KELLY EICHLER
Secretary
Little Rock (2026)



MORRIL HARRIMAN
Assistant Secretary
Little Rock (2024)



C.C. "CLIFF" GIBSON III
Monticello (2023)



SHEFFIELD NELSON
Little Rock (2025)



TOMMY BOYER
Fayetteville (2027)



STEVE COX
Jonesboro (2028)



ED FRYAR, PH.D.
Rogers (2029)



TED DICKEY
Stuttgart/Little Rock (2030)

UNIVERSITY OF ARKANSAS CAMPUS LEADERSHIP FAYETTEVILLE EXECUTIVE COMMITTEE

Joseph E. Steinmetz.....	Chancellor
Ann Bordelon	Vice Chancellor for Finance and Administration
Laura Jacobs.....	Associate Vice Chancellor and Chief of Staff
Bill Kincaid	Associate General Counsel
Randy Massanelli	Vice Chancellor for Governmental Relations
Yvette Murphy-Erby.....	Vice Chancellor for Diversity & Inclusion
Marcia Overby.....	Associate Vice Chancellor for Administration
Mark Power.....	Vice Chancellor for Advancement
Charles Robinson.....	Interim Provost and Vice Chancellor for Student and Academic Affairs
Todd Shields	Dean of the J. William Fulbright College of Arts and Science
David Snow	Interim Vice Chancellor for Economic Development
Daniel Sui	Vice Chancellor for Research & Innovation
Hunter Yurachek	Vice Chancellor for Intercollegiate Athletics

FROM CHANCELLOR STEINMETZ

Welcome to another exciting season of football - I hope! At the time of this writing, much is still uncertain. We still do not know if the football season will be delayed, shortened or cancelled; nor do we know if Razorback games will be played for full, partial or limited audiences. What we do know is that the health and safety of our student-athletes comes first, as well as the health and safety of Razorback fans. As such, we are proceeding with an abundance of caution while planning and plotting out scenarios for the coming year.

Like you, I will be greatly disappointed if we cannot hold sporting events - or must cut the season short. Our athletic teams are a source of tremendous pride for the entire Razorback nation, and they remind us of the importance of teamwork, discipline and commitment to a common goal. Nothing brings our campus community, and state, together like Razorback victories. So I will be disappointed for our fans, our campus community, and especially our student athletes if they are not able to compete this year. They've worked hard and put in long hours to earn the right to win as Razorbacks.

But, for now, we take our directions from COVID-19. Until a vaccine is developed and widely available, we must err on the side of caution. The good news is if you're reading this, then something is probably happening. You may even be reading this in Donald W. Reynolds Stadium at partial capacity. If so, I hope you are cheering twice as loud.

Finally, it bears mentioning that Razorback Athletics is one of the nation's few financially self-sustaining athletics programs and does not receive state funding or student fees. Your great fan support, combined with the careful management of resources, allows the department to be self-sustaining. So on behalf of the University of Arkansas, thank you for your ongoing and ardent support through these unusual times.

Go Hogs and stay safe!
Joe Steinmetz, Chancellor



UNIVERSITY LEADERSHIP


JOSEPH E. STEINMETZ CHANCELLOR

Joseph E. Steinmetz became the sixth chancellor of the University of Arkansas on Jan. 1, 2016. As chief executive officer, Dr. Steinmetz oversaw the establishment of the university's 8 Guiding Priorities, which have led to new programs and initiatives like the Advance Arkansas scholarship program to improve access for underrepresented students and the Chancellor's Discovery and Innovation Fund, as well as major investments in research and commercialization. More recently, he announced ten action items that would help distinguish the University as it looked to 2020 and beyond.

During his tenure, the university has received several significant gifts, including a \$120 million gift from the Walton Family Charitable Support Foundation to establish a School of Art, as well as \$194.7 million grant from the same foundation to establish the Institute for Integrative and Innovative Research (I3R). Steinmetz has also led efforts to construct a 71,000 square foot student success center, which is currently under construction in the heart of campus. He continues to meet with a broad range of stakeholders across the state to advocate for public education and to learn how they can work together for the common goal of strengthening the flagship.

A nationally respected behavioral neuroscientist, Dr. Steinmetz was recognized in 1996 by the National Academy of Sciences for his contributions to the fields of experimental psychology and neuroscience. In 2012 he was named an AAAS Fellow. Prior to his appointment as chancellor, he was Ohio State's chief academic officer. As executive vice president and provost, he oversaw the administration, coordination, and development of all academic functions of the university.

Dr. Steinmetz earned his bachelor's and master's degrees at Central Michigan University and his doctorate at Ohio University. He and his wife, Sandy, have two sons and five grandchildren.



GERALD JORDAN FACULTY ATHLETICS REPRESENTATIVE

Gerald Jordan, associate professor of journalism, worked 25 years for metropolitan daily newspapers before he joined the UofA faculty in 1995. His 2017 appointment as Faculty Athletics Representative (FAR) marks a return to his student journalism days when he was sports editor of the Arkansas Traveler and covered the Razorbacks.

Like his predecessor Dr. Sharon Hunt, Jordan is an Arkansas alumnus and he becomes only the fourth UofA faculty member to fill this position. Chancellor Joe Steinmetz appointed Jordan to take on the responsibility to certify the eligibility of student-athletes and serve as the university's representative to the NCAA and the Southeastern Conference.

Jordan graduated from the University of Arkansas in 1970 with a degree in journalism and earned his master's degree in journalism at Northwestern University in 1971. He is a 1982 Nieman Fellow at Harvard University.

Jordan began his career as a sports reporter for The Kansas City Star, where he subsequently wrote editorials and was a TV columnist. He wrote editorials for The Boston Globe. At The Philadelphia Inquirer, Jordan was a reporter, a Washington correspondent and worked as an editor in several departments before joining the journalism faculty.

He returned to The Inquirer as an editor for 15 summers. He also worked two summers on News21, a national investigative journalism project at the Walter Cronkite School, Arizona State University. Jordan has been an innovative teacher, developing the Digital Media Lab, a semester block of journalism courses designed to provide intensive teaching and training for a limited number of students in a realistic multimedia news environment. He also helped create the Lemke Journalism Project, which has brought minority high school students interested in journalism to the university for the past 17 years.

Jordan served as president of the Arkansas Alumni Association Board of Directors, and he is the founding leader of two alumni societies for UofA graduates.

He received the UofA's Silas Hunt Legacy Award in 2010, and a Lifetime Achievement Award from the Northwest Arkansas Martin Luther King Jr. Planning Committee.

Jordan was also the first faculty member to receive the university's national award as Volunteer of the Year.

He has been honored by Associated Student Government and the Student Alumni Board as Teacher of the Year and nominated an additional three times.

Jordan was presented the Faculty Gold Medal Award in 2013 by the UofA's State and National Awards committee.

The Arkansas Press Association presented Jordan with its 2016 Distinguished Service Award.

In 2017, the American Society of News Editors and the Association of Opinion Journalists presented Jordan with the Barry Bingham Sr. Fellowship for his career-long work to increase newsroom diversity.





ABOUT THE RAZORBACK FOUNDATION

The mission of The Razorback Foundation, Inc., is to support the athletic endeavors of the University of Arkansas Razorbacks. Razorback Athletics is one of a handful of NCAA Division I Athletic Departments in the nation that is financially self-sustaining and requires no UA student fees or taxpayer support.

Razorback Foundation members supply student-athletes with a first-class education and championship-caliber facilities while providing the yearly financial support needed to operate 19 Razorback sport programs.

THE BENEFITS OF BECOMING A MEMBER INCLUDE:

Priority seating

Priority parking



Invitations to special events

15% off at Hog Heaven



Member gifts

Complimentary media guides

IMPACT STUDENT-ATHLETES TODAY!

VALUE OF AN ATHLETIC SCHOLARSHIP

Room, Board & Books	\$15,660
Academic & Personal Development	\$6,101
Media & Promotions	\$11,107
Tuition & Fees	\$10,484
Apparel & Equipment	\$9,689
Medical & Sports Performance	\$16,851
ANNUAL TOTAL	\$69,892
<small>(based off 2019-20 school year)</small>	

UNIQUE WAYS TO BECOME A RAZORBACK FOUNDATION MEMBER

Cardinal & White - Cardinal & White is a philanthropic gift fund of the Razorback Foundation to support facility construction and renovations, student-athlete development opportunities, scholarships and other operations of the Athletic Department designed to enhance the student-athlete experience. Gifts (\$25,000 and above) made to Cardinal & White are philanthropic in nature and are not associated with seating or parking benefits. Supporters of Cardinal & White receive a variety of unique experiences.

ONERazorback Fund - You can now become a member of the Razorback Foundation's ONERazorback Fund with a minimum donation of just \$15. This tax-deductible gift will continue to support the Razorback student-athletes and other athletic endeavors. Whether you live in Arkansas, another state or even another country, the goal of the ONERazorback Fund is simple - generate support from EVERY Razorback alumnus, friend, family member and fan who loves the Hogs.

Small Business Member Program - Small Business Member Program is a new and innovative way for small businesses to partner with the Foundation and to support Razorback student-athletes. For just \$100 annually, Small Business Members receive a Razorback Foundation Small Business Member window cling, priority points, a Razorback Foundation membership packet and a business listing on our website for other members to browse.

CONTACTS US TO LEARN MORE OR JOIN!

479-443-9000 | gohogs@razorbackfoundation.com | RazorbackFoundation.com | Text ONERazorback to 91999



THE SOUTHEASTERN CONFERENCE

GREG SANKEY COMMISSIONER, SEC

Greg Sankey became the eighth Commissioner of the Southeastern Conference on June 1, 2015, and immediately embarked on a journey to build upon the SEC's recognized success, strong foundations and rich traditions.

Sankey has successfully introduced change and advancement for the conference while respecting the institutional traditions that make the SEC unique. With an understanding of the highly competitive environment of college sports, he has fostered the collaborative culture of the SEC that sets the conference apart and supports its continuing success.

Sankey brings a big picture approach to his position through continuing focus on a vision that positions the SEC to leverage its athletics success and popularity for a greater overall cultural and economic impact on the region, the nation and the world.

Based upon conference-wide success and growth, the SEC was the only college conference named a finalist for the Sports Business Journal's League of the Year Award in 2017-18, a nomination shared with the National Basketball Association (NBA), Major League Baseball (MLB), Ladies' Professional Golf Association (LPGA), National Hockey League (NHL) and Major League Soccer (MLS).

During his first major address as Commissioner, he introduced his concept of "Scholars. Champions. Leaders." to describe the ultimate potential of the SEC. "Educating scholars and supporting champions provides the platform for developing leaders who will influence the world," Sankey said in his opening remarks at SEC Football Media Days in 2015.

ADVOCATING FOR STUDENT-ATHLETE OPPORTUNITY

Now in his fifth year as Commissioner of the SEC, Sankey has established himself as an advocate for the student-athlete, creating a framework to provide young people in the Conference with challenging leadership opportunities and expanded resources to succeed at the highest levels of academic and competitive success. New student-athlete focused initiatives under Sankey's leadership include:

- Creation of a new position in the SEC office for a Director of Student-Athlete Engagement, a role focused on offering student-athletes the opportunity to participate in Conference leadership and prepare for life after their intercollegiate athletics participation concludes. (August 2015)
- Introduction of Student-Athlete Leadership Councils for Football, Men's Basketball and Women's Basketball which, in addition to the Conference's longstanding Student-Athlete Advisory Committee, provide student-athletes with enhanced opportunities to engage with campus leaders and Conference office staff. (May 2016)
- Introduction of a Student-Athlete Career Tour during SEC Football Championship Week in Atlanta, which annually provides a group of student-athletes with opportunities to engage in career exploration with high level corporations and businesses. (December 2016, 2017, 2018)
- Expansion of the student-athlete role at the annual SEC Spring Meetings when student-athlete leaders participate in a robust agenda of interaction with administrators and coaches to provide their perspectives to Conference leaders. (May 2017, 2018, 2019)
- Increased funding for the SEC H. Boyd McWhorter Post-Graduate Scholarship, established in 1986 to honor outstanding student-athletes in the SEC for their accomplishments in athletics and academics. The value of the post-graduate scholarships increased to \$20,000 each for the two winners and \$10,000 each for the 26 finalists. (December 2017)

ADVANCING THE CONFERENCE

Sankey has been intentional and diligent in addressing issues critical to college athletics, with an emphasis on integrity, ethics and sportsmanship:

- Appointed a Working Group on Student-Athlete Conduct to develop recommendations for updated Conference policies governing conduct expectations for student-athletes. As a result, the SEC adopted a serious misconduct policy governing transfers that has served as a model for similar policies subsequently adopted by other conferences and institutions (June 2016, expanded definition June 2017), and later expanded the policy to include all incoming prospective student-athletes. (June 2018)
- Appointed a Working Group on Compliance, Enforcement and Governance, designed to review and update principles which form the foundation of the Conference membership's commitment to SEC and NCAA rules compliance.
- Amended an SEC Bylaw to now require a university president or chancellor to consult directly with the SEC Commissioner before hiring someone "who has engaged in unethical conduct as defined under NCAA Bylaws or who has participated in activity that resulted, or may result, in a Level I, Level II, or major infraction." (June 2017)
- Appointed a Task Force on Sports Gambling to identify issues and solutions with the goal of working with other leaders in sports, both on the collegiate and professional level, as well as governmental leaders, to educate student-athletes on issues related to sports wagering and ensure the integrity of athletics events. (July 2018)

Sankey prioritized the enhancement of Conference championship events to meet the goal of providing student-athletes with life-long memories and exceptional experiences for fans, which has included:

- An agreement with Atlanta's new Mercedes-Benz Stadium to serve as the long-term home for the SEC Football Championship Game. (September 2015)
- An agreement with the City of Hoover, AL, to continue as host of the SEC Baseball Tournament after the city committed to construction of a \$70 million baseball campus to enhance the baseball tournament experience for student-athletes and fans. (June 2016)
- Engagement with a security consulting firm to review and develop consistent and effective security plans for SEC Championship events. (August 2016)
- A three-year agreement with Greenville, SC, to provide a multi-year home for the SEC Women's Basketball Tournament at Bon Secours Wellness Arena. (May 2018)

Sankey has focused resources on the development of Conference officiating with a series of measures blending technology with effective leadership to create greater accuracy and consistency for officiating in all sports, including:

- Hiring new coordinators of officials in the sports of men's basketball, women's basketball and softball.
- Working with the NCAA to gain approval for a collaborative instant replay process in the sport of football, which was implemented successfully beginning with the Fall 2016 season. (May 2016)
- Collaborating with the American Athletic and Atlantic Sun conferences to create a men's basketball officiating consortium, later adding the Sun Belt Conference. (July 2016, May 2017)
- Securing NCAA approval to implement a collaborative instant replay process in the sport of men's basketball



beginning with the 2017-18 season. (May 2017)

- Engaging in a consulting agreement with Bob Delaney, an accomplished former NBA official and executive with extensive experience in leadership training, to assume the role of Special Advisor for Officiating Development and Performance. (August 2018)
- Working with the NCAA to expand the number of permissible plays evaluated through video replay in the sport of baseball for the 2018 season (August 2017), and implementing the first centralized replay system in the sport the following year. (March 2019)
- Commissioning Deloitte's Advisory practice to conduct a comprehensive analysis to identify best practices and program standards for the SEC Football Officiating Program. (January 2019)

Another priority under Sankey's leadership is growing exposure for the Conference and effectively publicizing success stories of the SEC. Strategies pursued to achieve this objective include:

- Engagement with The Richards Group, a renowned national marketing agency, to develop a comprehensive branding campaign. The theme - "It Just Means More" - communicates the history, legacy and overall positive impact the SEC has on its region, the nation and the world. (January 2016)
- Introduction of the SEC Graduate Patch, a logo placed on the uniforms of every sport displayed by SEC student-athletes who have earned their undergraduate degree and are continuing their participation in intercollegiate athletics. (October 2016)
- Ongoing collaboration with the SEC Network to create unique exposure opportunities for Conference universities, teams and student-athletes, including behind-the-scenes programming, expanding live championship coverage for Olympic Sports and other unique programming.
- An agreement with SiriusXM to create the first college branded satellite radio channel, SiriusXM SEC Radio, an exclusive 24/7 audio channel dedicated to SEC sports. (November 2017)
- Move of SEC Football Media Days to a new market, taking the signature event to the College Football Hall of Fame in Atlanta while adding a fan event in Centennial Olympic Park to expand the kickoff week to five days of activities. (July 2018)

A CAREER IN COLLEGE ATHLETICS

On March 12, 2015, the Presidents and Chancellors of the SEC announced Greg Sankey would succeed Mike Slive as Commissioner of the SEC.

Sankey, 55, first joined the SEC staff in 2002 as Associate Commissioner for Governance, Enforcement and Compliance and later added supervision of the league's championships staff to his responsibilities. He was elevated to Executive Associate Commissioner and Chief Operating Officer for the league office in 2012, becoming responsible for the day-to-day operation of the SEC Office.

Sankey has been active within the NCAA committee structure. He has served on the Division I Legislative Council, the Committee on Academic Performance and the NCAA Committee on Infractions, and most recently served on the Enforcement/Infractions Working Group created to address recommendations from the independent Commission on College Basketball.

Before moving to the SEC, Sankey served as Commissioner of the Southland Conference for nearly seven years. He joined the Southland Conference staff in 1992 where he served as both assistant and associate commissioner before he was named its Commissioner in 1996 at the age of 31.

Prior to his term at the Southland Conference, he was Director of Compliance and Academic Services at Northwestern State University in Natchitoches, LA. While at Northwestern State, Sankey also coached the Demons' golf teams for two years, earning the Golf Coaches Association of America District VI Coach of the Year award in 1991. Before his tenure at Northwestern State, he was the Director of Intramural Sports at Utica College in upstate New York.

A native of Auburn, NY, Sankey earned his master's degree from Syracuse University and his undergraduate degree from the State University of New York College at Cortland. Sankey and his wife, Cathy, reside in Birmingham, AL, and have two adult daughters, Hannah and Moriah.

A native of Auburn, New York, Sankey earned his master's degree from Syracuse University and his undergraduate degree from the State University of New York College at Cortland. Sankey and his wife, Cathy, reside in Birmingham, Alabama, and have two adult daughters, Hannah and Moriah.

SANKEY FILE

YEAR-BY-YEAR

1987-89 Utica College, Director of Intramural Sports
1989-91 Northwestern State University
 Director of Compliance & Academic Services, 1990-92
 Head Golf Coach, 1990-92
1992-2001 Southland Conference
 Assistant Commissioner, 1992-94
 Associate Commissioner, 1994-96
 Commissioner, 1996-2002
2002-pres. Southeastern Conference
 Associate Commissioner, 2002-12
 Exec. Assoc. Commissioner/COO, 2012-15
 Commissioner, 2015-present

NATIONAL CHAMPIONSHIPS WON BY SEC SCHOOLS IN GREG SANKEY ERA

2015-16
Football - Alabama
Women's Swimming & Diving - Georgia
Equestrian - Auburn
Men's Outdoor Track & Field - Florida
Women's Outdoor Track & Field - Arkansas

2016-17
Men's Indoor Track & Field - Texas A&M
Women's Basketball - South Carolina
Equestrian - Texas A&M
Women's Tennis - Florida
Men's Outdoor Track & Field - Florida
Baseball - Florida

2017-18
Football - Alabama
Women's Indoor Track & Field - Georgia
Men's Indoor Track & Field - Florida
Equestrian - Auburn
Men's Outdoor Track & Field - Georgia

2018-19
Bowling - Vanderbilt
Rifle - Kentucky
Men's Indoor Track & Field - Florida
Women's Indoor Track & Field - Arkansas
Equestrian - Auburn
Women's Outdoor Track & Field - Arkansas
Baseball - Vanderbilt

2019-20
Women's Cross Country - Arkansas
Football - LSU



SEC FOOTBALL CHAMPIONSHIP

The Southeastern Conference's Eastern and Western Division winners will meet in Atlanta's newly constructed Mercedes-Benz Stadium to battle for the league championship and the right to represent the conference in the College Football Playoff. The 27th-annual title game is set for December 1 and will be televised nationally by CBS Sports.

The game was born as a result of 1992 conference expansion, which saw Arkansas and South Carolina become the first members added in SEC history. Under NCAA regulations, a conference with 12 members may play an additional football game to determine its champion, provided the regular season is played in divisions.

The participants of the game are determined each year during the eight-game regular-season conference schedule as the teams with the best overall SEC winning percentage in each division.

The 2017 SEC Championship Game was the highest rated game in the nation for the entire regular season. No. 7 Georgia's 28-7 win over No. 2 Auburn drew an average overnight rating of 8.4 and 18 share, the best for CBS since 2013, when the Iron Bowl drew an 8.6/18 rating and share. Those figures are up 20 percent from last year's SEC Championship Game between Alabama and Florida (7.0/15).

The 2009 SEC Championship Game earned an 11.8 rating and a 24 share, marking the highest-rated SEC Championship Game in history. The game matched the No. 1 Florida Gators (12-0) vs. the No. 2 Alabama Crimson Tide (12-0).

The SEC Championship Game has drawn 24 capacity crowds in its 26-year history. Only 1993 (Birmingham) and 1995 (Atlanta) were not sellouts.

The SEC, along with AMB Sports & Entertainment (AMBSE) and the Georgia World Congress Center Authority (GWCCA), have an agreement to host the SEC Championship Game at Mercedes-Benz Stadium in Atlanta through 2026. The new agreement allows the SEC the option of adding up to two successive five-year extensions.

The Georgia Dome hosted the SEC Championship Game for 23 years beginning in 1994, with capacity crowds in the last 21 consecutive years. By the end of the new agreement, including options, the Championship will have been played in Atlanta a total of 43 years.

ARKANSAS IN THE SEC CHAMPIONSHIP GAME

2006: Florida 38, Arkansas 28

Florida scored a touchdown with nine minutes left in the game and held on for the 38-28 victory over Arkansas. Down 17-7 at the half, Arkansas took a 21-17 third-quarter lead on a two-yard reception by Felix Jones and a 40-yard interception return by Antwain Robinson. Arkansas could have had a chance to build on the lead, but the Gators recovered a fumbled punt in the end zone to move back in front 24-21 with 3:47 left in the third period. Percy Harvin, who scored on a 37-yard pass from Chris Leak in the second quarter, scored on a 67-yard run early in the fourth to put Florida up 31-21. Jones scored his second touchdown on a 29-yard pass from Cedric Washington to cut the margin to three. Darren McFadden finished with 73 yards on 15 carries and Jones 57 on 13. Casey Dick was 10-of-22 passing for 148 yards with a touchdown and two interceptions. Harvin had 105 yards on six carries for Florida, which went on to win the national title at 13-1, while Leak was 16-of-30 for 189 yards with a touchdown and two interceptions.

2002: Georgia 30, Arkansas 3

Georgia scored on its first five possessions for a 23-0 halftime lead and posted a 30-3 victory. Georgia claimed the SEC title just 75 miles from its Athens campus. Musa Smith rushed for 106 yards and two touchdowns. David Greene threw for 237 yards and a score, earning the game's MVP award. Terrence Edwards had seven catches for 92 yards, becoming the SEC's career leader in receiving yards. Arkansas had won six in a row to earn its second trip to the league championship game. The Razorbacks had a punt blocked by Decory Bryant on their first possession and Thomas Davis scooped up the loose ball and ran to the Arkansas 2-yard line. On Georgia's next possession, Smith, who scored after the blocked punt, finished off the drive with a 17-yard scoring run. Georgia's next three possessions ended with field goals by Billy Bennett, who connected from 29, 42 and 39 yards to provide the halftime margin. Arkansas led the SEC in rushing offense with an average of 243 yards per game but managed just 65 against Georgia. Fred Talley, a 1,000-yard rusher, was held to 51 yards on 17 carries while Matt Jones managed only 12 yards on nine carries. Jones completed 9-of-17 passes for 60 yards.

1995: Florida 34, Arkansas 3

A prime-time (ABC) television audience and a sell-out crowd (71,325) in the Georgia Dome saw Florida post a 34-3 victory. Florida out-gained Arkansas by only 97 yards, 396-299, but the Gators committed no turnovers while Arkansas lost the ball four times. Arkansas got on the scoreboard first when Todd Latourette kicked a 36-yard field goal with 7:26 left in the first quarter. The Razorbacks were dealt some bad news on that drive, however. Sophomore running back Madre Hill, who finished third in the conference in rushing, was lost for the game with a knee injury.



2020 SEC CHAMPIONSHIP

Date: Saturday, December 19

Site: Mercedes-Benz Stadium; Atlanta, Ga.

Capacity: 73,000

Time: 4 p.m. ET

Television: CBS Sports



SEC TICKET OFFICE

2201 Richard Arrington Blvd. North

Birmingham, AL 35203

(205) 458-3000

www.secticketoffice.com

Mercedes-Benz Stadium Contract: Through 2026 game

CBS Sports Contract: Through 2024 game

Highest TV Rating: 11.8 (24 share) - 2009

Largest Crowd: 83,091 (Alabama vs. Florida, Legion Field) - 1992

Largest Georgia Dome Crowd: 75,892 (Alabama vs. Florida) - 2008

Largest Mercedes-Benz Stadium Crowd: 77,141 (Georgia vs. Alabama) - 2018

ALL-TIME RESULTS

Since the first SEC Championship Game in 1992, there have been record crowds, millions of television viewers and eventual national champions.

YEAR	RESULT	SITE	ATTENDANCE
1992	Alabama 28, Florida 21	Birmingham	83,091
1993	Florida 28, Alabama 13	Birmingham	76,345
1994	Florida 24, Alabama 23	Atlanta	74,751
1995	Florida 34, Arkansas 3	Atlanta	71,325
1996	Florida 45, Alabama 30	Atlanta	74,132
1997	Tennessee 30, Auburn 29	Atlanta	74,896
1998	Tennessee 24, Mississippi St. 14	Atlanta	74,795
1999	Alabama 34, Florida 7	Atlanta	74,309
2000	Florida 28, Auburn 6	Atlanta	73,427
2001	LSU 31, Tennessee 20	Atlanta	74,843
2002	Georgia 30, Arkansas 3	Atlanta	74,835
2003	LSU 34, Georgia 14	Atlanta	74,913
2004	Auburn 38, Tennessee 28	Atlanta	74,892
2005	Georgia 34, LSU 14	Atlanta	73,717
2006	Florida 38, Arkansas 28	Atlanta	73,374
2007	LSU 21, Tennessee 14	Atlanta	73,832
2008	Florida 31, Alabama 20	Atlanta	75,892
2009	Alabama 32, Florida 13	Atlanta	75,514
2010	Auburn 56, South Carolina 17	Atlanta	75,802
2011	LSU 42, Georgia 10	Atlanta	75,515
2012	Alabama 32, Georgia 28	Atlanta	75,624
2013	Auburn 59, Missouri 42	Atlanta	75,632
2014	Alabama 42, Missouri 13	Atlanta	73,526
2015	Alabama 29, Florida 15	Atlanta	75,320
2016	Alabama 54, Florida 16	Atlanta	74,632
2017	Georgia 28, Auburn 7	Atlanta	76,534
2018	Alabama 35, Georgia 28	Atlanta	77,141
2019	LSU 37, Georgia 10	Atlanta	74,150




SAM CARTER
CORNERBACKS



BRAD DAVIS
OFFENSIVE LINE



DERRICK LEBLANC
DEFENSIVE LINE



JIMMY SMITH
RUNNING BACKS



JON COOPER
TIGHT ENDS



SCOTT FOUNTAIN
SPECIAL TEAMS COORDINATOR




RION RHODES
LINEBACKERS



JUSTIN STEPP
WIDE RECEIVERS



BARRY ODOM
DEFENSIVE COORDINATOR/S



SAM PITTMAN
HEAD COACH



KENDAL BRILES
OFFENSIVE COORDINATOR/QB

