



KJ JEFFERSON



RAHEIM SANDERS



# ARKANSAS







## WHAT'S INSIDE

Quick Facts.....4

## COACHING STAFF

Head Coach Sam Pittman .....8  
Football Staff.....10  
Support Staff.....33

## MEET THE RAZORBACKS

2023 Roster.....36  
Returning Players.....38  
Newcomers.....76

## 2022 SEASON REVIEW

2022 Game Recaps.....96  
2022 Statistics.....110

## HISTORY

1964 National Champions.....120  
National Award Winners.....122  
All-Americans.....130  
All-SEC.....132  
SEC Weekly Awards.....134  
All-SWC.....135  
Retired Numbers.....136  
Honors.....138  
All-Time Letterwinners.....144  
All-Time Coaching Staff.....150  
All-Time Overall Records.....152  
Season-by-Season Results.....154  
Against All Opponents.....165  
Vs. 2023 Opponents.....166  
Overtime Games.....168  
Bowl History.....169  
Bowl Records.....170

## PRO HOGS

In the NFL Draft.....172  
In the NFL.....176  
In the Super Bowl.....180

## RECORD BOOK

Individual Rushing.....182  
Individual Passing.....186  
Individual Receiving.....190  
Individual Total Offense.....192  
Individual All-Purpose.....193  
Individual Kicking.....194  
Individual Punting.....196  
Individual Returns.....197  
Individual Defense.....199  
Longest Play Touchdowns.....200  
Yearly Leaders.....201  
Team Rushing.....207  
Team Passing.....208  
Team Offense.....209  
Team Punts>Returns/Scoring.....210  
Team Miscellaneous.....211  
Team Rushing Defense.....212  
Team Passing Defense.....213  
Team Defense.....214  
Offensive Statistics.....215  
Defensive Statistics.....216  
NCAA/SEC/SWC Individual Records.....217  
SEC/SWC Team Leaders.....218  
Attendance & Opponent Records.....219

## UNIVERSITY

Media Information.....220  
Razorback Sports Properties.....221  
Vice Chancellor and  
Director of Athletics  
Hunter Yurachek.....222  
Facilities.....224  
Head Coaches.....230  
Senior Athletics Staff.....231  
University of Arkansas.....232  
Chancellor Charles F. Robinson.....236  
Board of Trustees &  
Faculty Athletics Representative.....237  
The SEC.....238  
SEC Championship Game.....239  
Razorback Club.....240

## CREDITS

The official 2023 Arkansas Football Media Guide is published by the University of Arkansas and Learfield.

Editors: Kyle Parkinson, Associate AD/Communications; Oliver Grigg, Assistant Communications Director; Grace Tafolla, Assistant Communications Director. Editorial Staff: Rick Thorpe, Deputy AD for External Engagement; Kevin Trainor, Sr. Associate Director for Public Relations; Jimmy Sanchez, Director of Marketing; Jeri Thorpe, Director of Licensing. Design: Learfield; Drew Schlosser, Graphic Designer; AJ Enloe, Graphic Designer; Mason Rindfleisch, Graphic Designer; Taylor McGillis, Associate AD for Marketing & Brand Development. Photography: Walt Beazley, Getty Images, SEC Office, University Relations, National Football Foundation, Little Rock TD Club, Gunnar Rathbun, Beth Hall, Wesley Hitt, Christina Long, Tom Ewart, Melissa Purdy, Gary Yandell, John Bunch, Erica Erck Photography, Kevin Koski, James D. Smith, Eric Alder/New England Patriots, Buffalo Bills, Dallas Cowboys, Detroit Lions, Los Angeles Chargers, Philadelphia Eagles, Seattle Seahawks.

## RAZORBACK SPORTS PROPERTIES

General Manager: Justin DeLille; Associate General Manager: Todd Curtis; Senior Manager, Business Development: Sean Rochelle, Will Roth, Jacqueline Gibson; Senior Coordinator, Partnership Services: Derek Ryan; Coordinator, Partnership Services: Travean Caldwell, Mason Conerly; Social Content Specialist: AJ Enloe

## LEARFIELD

President and CEO, LEARFIELD: Cole Gahagan

## LEARFIELD PUBLISHING

Managing Editor: Jonathan Stark; Project Editors: Matt Montavon, Casey Castle, Andrew Campbell, Seth Raborn, Jen Brown, Sheila Morrigan; Project Designer: Kristy Marques; Vice President, Publishing: Kirk Phillips; Directors: Chad Laytham, Matt Coy, Jason Crisler, Cierrinda Queen; Managers: Richard Groves, Kimberly Sanders; Senior Publication Specialist: Dan Peters; Senior Graphic Designer: Sarah Jane Snowden; Graphic Designer: Kim Hoskins











## QUICK FACTS

### GENERAL INFORMATION

**LOCATION:** Fayetteville, Ark.

**FOUNDED:** 1871

**NICKNAME:** Razorbacks

**ENROLLMENT:** 30,936

**OFFICIAL ATHLETICS WEBSITE:** www.ArkansasRazorbacks.com

**CHANCELLOR:** Dr. Charles Robinson (Houston)

**FACULTY ATHLETICS REPRESENTATIVE:** Paul Adams (LSU)

**CONFERENCE:** Southeastern (West)

**COLORS:** Cardinal (PMS 201) and White

**STADIUM (CAPACITY):** Donald W. Reynolds Razorback Stadium (76,000)

Location: Fayetteville, Ark.

Playing Surface: Natural Grass

Record: 203-111-2 (.646)

**STADIUM (CAPACITY):** War Memorial Stadium (54,120)

Location: Little Rock, Ark.

Playing Surface: Field Turf

Record: 152-62-4 (.706)

**STADIUM (CAPACITY):** AT&T Stadium (80,000)

Location: Arlington, Texas

Playing Surface: Matrix Field Turf

Record: 5-7 (.417)

### FOOTBALL INFORMATION

**2022 OVERALL RECORD:** 7-6

**2022 SEC RECORD/FINISH:** 3-5/5th (West)

**HEAD COACH:** Sam Pittman (4th year)

**ASSOCIATE HEAD COACH/RUNNING BACKS:** Jimmy Smith

**ASSISTANT HEAD COACH/SPECIAL TEAMS COORDINATOR:** Scott Fountain

**OFFENSIVE COORDINATOR/QUARTERBACKS:** Dan Enos

**DEFENSIVE COORDINATOR:** Travis Williams

**CO-DEFENSIVE COORDINATOR:** Marcus Woodson

**DEFENSIVE LINE:** Deke Adams

**WIDE RECEIVERS:** Kenny Guiton

**OFFENSIVE LINE:** Cody Kennedy

**TIGHT ENDS:** Morgan Turner

**SECONDARY:** Deron Wilson

**DIRECTOR OF STRENGTH & CONDITIONING:** Ben Sowders

### LETTERWINNERS RETURNING/LOST

Total: 37/33 (14 returning starters)

Offense: 16/12 (4 returning starters)

Defense: 18/18 (7 returning starters)

**FIRST YEAR OF FOOTBALL:** 1894

**ALL-TIME RECORD:** 736-531-40 (.579 in 129 seasons)

**ALL-TIME CONFERENCE RECORD:** 350-342-18 (.506 in 109 seasons)

**SOUTHEASTERN CONFERENCE (1992-PRESENT):** 101-147-2 (.406 in 31 seasons)

**SOUTHWEST CONFERENCE (1915-91):** 249-195-16 (.559 in 78 seasons)

**ALL-TIME BOWL RECORD:** 17-24-3 (.421)

**NATIONAL CHAMPIONSHIPS:** 1 - 1964 (FWAA and Helms Athletic Foundation)

**CONFERENCE CHAMPIONSHIPS:** 13 (SWC)

1936, 1946, 1954, 1959, 1960, 1961, 1964, 1965, 1968, 1975, 1979, 1988, 1989

**SEC WESTERN DIVISION CHAMPIONSHIPS:** 4 - 1995, 1998, 2002, 2006

**ALL-AMERICA SELECTIONS:** 64 players, 87 times

**ALL-CONFERENCE SELECTIONS (FIRST TEAM ONLY):** 225 players, 328 times

**ALL-SEC (FIRST TEAM ONLY):** 53 players, 92 times

**ALL-SWC (FIRST TEAM ONLY):** 172 players, 236 times

**ALL-TIME NFL DRAFT PICKS:** 277 (24 in first round)

### 2023 FOOTBALL SCHEDULE

Sept. 2	Western Carolina	Little Rock, Ark.
Sept. 9	Kent State	Fayetteville, Ark.
Sept. 16	BYU	Fayetteville, Ark.
Sept. 23	at LSU*	Baton Rouge, La.
Sept. 30	vs. Texas A&M*	Arlington, Texas
Oct. 7	at Ole Miss*	Oxford, Miss.
Oct. 14	at Alabama*	Tuscaloosa, Ala.
Oct. 21	Mississippi State*	Fayetteville, Ark.
Nov. 4	at Florida*	Gainesville, Fla.
Nov. 11	Auburn*	Auburn, Ala.
Nov. 18	FIU	Fayetteville, Ark.
Nov. 24	Missouri*	Fayetteville, Ark.

\*denotes SEC game

### FOOTBALL COMMUNICATIONS

**KYLE PARKINSON, ASSOCIATE AD FOR COMMUNICATIONS**

Phone: 479-387-4753 (cell)

Email: kparkin@uark.edu

**OLIVER GRIGG, ASSISTANT DIRECTOR OF COMMUNICATIONS**

Phone: 479-502-6577 (cell)

Email: ogrigg@uark.edu

**GRACE TAFOLLA, ASSISTANT DIRECTOR OF COMMUNICATIONS**

Phone: 479-684-9591 (cell)

Email: gtafolla@uark.edu

**MAILING ADDRESS:** Communications Office, P.O. Box 7777, Fayetteville, AR 72702

**OVERNIGHT ADDRESS:** Communications Office, 350 N Razorback Road,

Fayetteville, AR 72701

**PRESS BOX PHONE (RAZORBACK STADIUM):** 479-575-6622

**PRESS BOX PHONE (WAR MEMORIAL STADIUM):** 501-663-0514

### FOOTBALL STAFF

**SAM PITTMAN** (Pittsburg State 1986).....Head Coach

**JIMMY SMITH** (Fayetteville State 2002).....Associate Head Coach/Running Backs

**SCOTT FOUNTAIN** (Samford 1988).....Assistant Head Coach/Special Teams Coordinator

**DAN ENOS** (Michigan State 1991).....Offensive Coordinator/Quarterbacks

**TRAVIS WILLIAMS** (Auburn 2005).....Defensive Coordinator/Linebackers

**MARCUS WOODSON** (Ole Miss 2003).....Co-Defensive Coordinator/Secondary

**DEKE ADAMS** (Southern Miss 1995).....Defensive Line

**KENNY GUITON** (Ohio State 2013).....Wide Receivers

**CODY KENNEDY** (Southeastern Louisiana 2012).....Offensive Line

**MORGAN TURNER** (Illinois 2009).....Tight Ends

**DERON WILSON** (Southern Miss 2013).....Secondary

**BEN SOWDERS** (Western Kentucky 2008).....Director of Strength & Conditioning

**AURMON SATCHELL** (Texas 2004).....Sr. Associate Director of Strength & Conditioning

**RYAN GEARHART** (Middle Tennessee State 2009).....Associate Director of

Strength & Conditioning

**RODNEY HILL** (Howard 2013).....Assistant Director of Strength & Conditioning - Sports Science

**TRE THOMAS** (Shenandoah 2015).....Assistant Director of Strength & Conditioning

**BROOKS GILLARLAIN**.....Director of Football Nutrition

**TOMMY McCHESNEY**.....Strength & Conditioning

**PATRICK DOHERTY**.....Football Chief of Staff

**AMANDA GILPIN**.....Director of Football Operations

**TREY FITCH**.....Football Operations Assistant

**DANNY WHEELER**.....Director of Player Development

**NEIL HARRELL**.....Assistant Director of Player Development

**JASDEEP GREWAL**.....Graduate Assistant - Player Development

**SEAN FOGARTY**.....Sr. Quality Control - Offense

**KELVIN GREEN**.....Sr. Quality Control - Defense

**DEREK KIEF**.....Sr. Quality Control - Offense

**JAKE TRUMP**.....Sr. Quality Control - Defense

**NICK MATHEWS**.....Quality Control - Defense

**DE'VION WARREN**.....Quality Control - Offense

**DAN SABOCK**.....Special Teams Analyst

**BRANSON DAVIS**.....Graduate Assistant - Defense

**HT FOUNTAIN**.....Graduate Assistant - Special Teams

**TYRONE HOPPER**.....Graduate Assistant - Defense

**WILL KENNEDY**.....Graduate Assistant - Offense

**BRIAN OVERTON**.....Director of Personnel

**JOVON HUBBARD**.....Assistant Director of Personnel

**CHARLIE WILLIAMS**.....Director of Football Management/NFL Liaison

**HANNA AXENE-SORENSEN**.....Director of Football Relations

**SIERRA GRIFFIN**.....Director of Recruiting

**COLIN MacDONALD**.....Director of Creative Media

**JOSH MINDEMANN**.....Sr. Graphic Designer

**JP SINUK**.....Creative Media

**DAVE POLANSKI**.....Director of Athletic Training

**CHRIS COOVER**.....Assistant Athletic Trainer

**TAMARIA HIBBLER**.....Assistant Athletic Trainer

**KYLE WINIGER**.....Assistant Athletic Trainer

**SAM STARLING**.....Graduate Assistant - Athletic Training

**DALTON WITHROW**.....Director of Football Equipment Operations

**MATT SAUCIER**.....Assistant Football Equipment Manager

**DANIEL BEAVERS**.....Graduate Assistant - Equipment

**JACOB TEPP**.....Director of Football Video

**IAN BREWER**.....Assistant Director of Football Video

**BAILEY SARKISIAN**.....Graduate Assistant - Football Video

**IZZY DUNN**.....Associate for Football Administration





## HEAD COACH SAM PITTMAN



Sam Pittman, one of the nation's premier recruiters, was named the 34th head coach in Razorback history prior to the 2020 season and has led one of the most remarkable program turnarounds in college football over the last three years.

After inheriting a program that had won eight total games and just one Southeastern Conference game in the previous three seasons, Pittman's Razorbacks have won 19 games in the three seasons with him at the helm. Pittman has navigated the Hogs through the pandemic-shortened 2020 season that featured 10 SEC games, led the program to consecutive winning seasons and back-to-back bowl victories to restore the state's pride in the program.

The 2022 season ended in Memphis, Tenn. with a thrilling triple overtime 55-53 victory over Kansas in the AutoZone Liberty Bowl to clinch Pittman's second bowl game and give the Razorbacks seven wins. The Liberty Bowl victory was emblematic of the entire season that saw numerous key players miss time with injuries, six starters missed the bowl game for various reasons.

Arkansas opened the season ranked 19th nationally, claiming a spot in the Associated Press Top 25 preseason poll for the first time since 2015. A victory over No. 23 Cincinnati in the season opener vaulted the Hogs back into the Top 10, marking back-to-back seasons in the Top 10 for the first time since reaching it three straight seasons 2010-12.

Linebacker Bumper Pool became the school's all-time leading tackler late in the season. His 92 tackles in his final season pushed him past long time record holder Tony Bua with 441 tackles. Pool earned All-SEC honors for the third consecutive season, earning a second-team nod

from the league's coaches. Overall, 13 Hogs earned various postseason accolades led by unanimous All-American Drew Sanders. Sanders was phenomenal in his lone season on The Hill leading the team 103 tackles, 13.5 tackles for loss and 9.5 sacks to earn All-America honors from the AP (first team), American Football Coaches Association (second), Football Writers Association of America (second), The Sporting News (second) and Walter Camp Football Foundation (second). He also became the first Razorback in history to be named a finalist for the Butkus Award. Ricky Stromberg became the fourth Hog to win the Jacobs Blocking Trophy, given annually to the SEC's top offensive lineman. Stromberg was an honorable mention All-American according to Pro Football Focus and also a unanimous First-Team All-SEC pick. Beaux Limmer was tabbed a Third-Team All-American by PFF and freshman linebacker Chris Paul Jr. was named a Freshman All-American by College Football News and The Athletic.

Sanders was joined by Stromberg as third round draft picks in the NFL Draft in April. Sanders was selected by Denver with Stromberg going to Washington to extend Arkansas' streak of at least one player being selected to 28 straight drafts.

Pittman's staff once again delivered on the recruiting trail, landing a Top 20 class according to Rivals for the first time since 2019 and the best since 2009. The transfer portal also proved to be productive for the staff with 247Sports ranking the transfer class as the No. 11 class in the nation.

Pittman pushed the program back onto the national scene in 2021. The Razorbacks won nine games, including an Outback Bowl victory over Penn State, for the program's most wins in a decade. Arkansas finished the season ranked No. 21 in the Associated Press Poll and No. 20 in the USA Today Coaches' Poll, ending the season ranked for the first time since 2011.



The Hogs started the 2021 season 4-0 and rose to No. 8 in the Associated Press poll early in the season - the team's highest ranking since 2011 - and later set a program first by being ranked in consecutive College Football Playoff rankings after the Razorbacks beat No. 17 Mississippi State. For the first time in history, the Hogs also captured all three of the program's trophy games, beating No. 7 Texas A&M in the Southwest Classic, winning at LSU to recapture the Golden Boot and topping Missouri in the season finale to earn the Battle Line Rivalry trophy. Pittman and the Razorbacks entered the postseason with eight wins - the most regular season victories at Arkansas since 2011 - before adding a fourth trophy to the case with a 24-10 win over the Nittany Lions in Tampa, Fla. at the Outback Bowl.

Grant Morgan became the first Razorback in history to win the Burlsworth Trophy - given annually to the nation's best player who started his career as a walk-on - and just the 16th Hog ever to earn Walter Camp Football Foundation All-America honors. Earlier this spring, Treyton Burks became the first Arkansas player to be selected in the first round of the NFL Draft since 2018 when Pittman protégé Frank Ragnow was taken 20th overall. Burks went 16th overall to Tennessee after being named a First-Team All-SEC wide receiver. Montaric Brown earned All-SEC first team honors this past season before being selected by the Jacksonville Jaguars. Burks and Brown were joined by John Ridgeway (Dallas Cowboys) to give Arkansas their most players selected in the NFL Draft since 2019.

Pittman's program has also proven to be strong on the recruiting trail. The Razorbacks hauled in consecutive Top 30 classes while also finding impact players in the transfer portal. This past fall, freshmen running backs Raheim Sanders and AJ Green along with wide receiver Ketron Jackson





## HEAD COACH SAM PITTMAN

and defensive back Jayden Johnson all made significant contributions with Sanders being one of four Hogs to eclipse 500 yards rushing. The 2021 team also featured five impact players from the transfer portal, including Ridgeway.

Under the first-year head coach in 2020, Arkansas compiled a 3-7 record against an ultra-challenging SEC-only schedule in a season marred by the COVID-19 pandemic. In week two, the Razorbacks defeated No. 16 Mississippi State on the road, 21-14, snapping a 20-game SEC losing streak and claiming their first win against a ranked team since November 2016. Pittman oversaw immediate change on both sides of the ball with the offense averaging 51 more total yards per game and the defense forcing seven more interceptions than the 2019 team. Linebacker Grant Morgan earned Walter Camp second-team All-America honors, becoming the 16th Razorback in program history to earn the nod from the nation's oldest All-America team. Pittman guided the Razorbacks to their 43rd all-time bowl berth, becoming the fifth coach in school history to lead the team to a bowl in his first season and first since Houston Nutt in 1998 (Florida Citrus Bowl). The 2020 Texas Bowl, however, was canceled due to COVID-19 issues within TCU's program.

Before his return to Fayetteville, Pittman spent four seasons on staff at Georgia, including the 2019 season when he served as associate head coach and offensive line coach for the Bulldogs. He arrived in Athens in 2016 as the offensive line coach as part of Kirby Smart's first staff. In his four seasons with the Bulldogs, Pittman helped Georgia to unprecedented success including three-straight Southeastern Conference Eastern Division titles. Pittman's linemen paved the way for the Bulldogs' rushing attack in 2019 led by D'Andre Swift, who finished fourth in the league with 1,216 yards just ahead of Arkansas' Rakeem Boyd (1,133). Andrew Thomas, Isaiah Wilson and Solomon Kindley led the way up front on Pittman's o-line and later heard their names called in the NFL Draft with Thomas and Wilson going in the first round.

The 2017 Bulldogs were a special team, winning 13 games, the SEC championship and making the school's first-ever College Football Playoff appearance - a win over Oklahoma in the Rose Bowl. Georgia's offense that year was the best in

the SEC and ninth nationally in rushing, led by Nick Chubb and Sony Michel. During his four seasons in Athens, he was part of a staff that produced four Top 10 recruiting classes, including the nation's No. 1 class in 2018.

An original member of Bret Bielema's staff at Arkansas in 2013, Pittman helped build the Razorbacks' offensive line into one of the league's best. He quickly made an impact, helping Travis Swanson earn first-team All-America honors and Rimington Trophy finalist honors in 2013. His first two offensive lines at Arkansas led the SEC in sacks allowed per game and his offensive line in 2014 paved the way for two 1,000-yard rushers in Jonathan Williams and Alex Collins. The unit averaged 328.4 pounds per player, making it the largest offensive line in the FBS and NFL that season.

In Pittman's final year in Fayetteville his offensive line contributed to an offense that finished second in the SEC in total offense (456.8 ypg), second in scoring (40.2 ppg) and third in passing offense (264.2 ypg). During his tenure with the Razorbacks, Pittman mentored some of the best offensive linemen at Arkansas in recent memory, including Swanson, Sebastian Tretola, Dan Skipper and Frank Ragnow.

The Oklahoma native has coached at seven different Power 5 schools during his 32 years of coaching, including Oklahoma, Missouri, Kansas, North Carolina and Tennessee. With a wealth of experience, Pittman is widely regarded as one of the nation's best offensive line coaches. He has coached 17 players that have been selected in the NFL Draft since 2013, including first round picks Andrew Thomas (4th in 2020), Isaiah Wilson (29th in 2020), Ragnow (20th in 2018), Isaiah Wynn (23rd overall in 2018), Ja'Wuan James (19th overall in 2014) and Jonathan Cooper (7th overall in 2013).

Overall, Pittman has coached seven offensive linemen that were selected in the first round of the NFL Draft, including Stockar McDougle (20th overall in 2000). Swanson also became the highest drafted Razorback center in school history at the time when he was picked 76th overall in 2014.

Pittman's coaching career began in 1987 as the head coach at Princeton (Mo.) HS. He coached at Hutchinson (Kan.) CC

for three seasons, including the final two as the head coach, before getting his first FBS opportunity as Northern Illinois' offensive line coach in 1994. He later returned to NIU to help the Huskies to a pair of division championships and two bowl games and was the first assistant head coach in program history. While in DeKalb, Pittman's offensive line paved the way for Garrett Wolfe and Michael Turner, two standout running backs. Wolfe led the nation rushing for 1,928 yards in 2006, while Turner finished second in the nation as a senior at Northern Illinois in 2003 with 1,648 yards.

Pittman got his first experience in the SEC in 2012 when he joined the staff at Tennessee.

Pittman played defensive end at Pittsburg State, where he was a first-team NAIA All-American and twice earned all-conference recognition. He graduated with a bachelor's degree in education in 1986 and was inducted into the PSU Athletics Hall of Fame in 1998. As a senior at Grove High School, Pittman won the state Class 3A shot put title.

He and his wife, Jamie, reside in Fayetteville.

### THE PITTMAN FILE

Birthdate: Nov. 28, 1961  
Birthplace: El Reno, Okla.  
High School: Grove HS - Grove, Okla.  
College: Pittsburg State (Kan.), 1986 B.S. Education  
Family: Wife - Jamie

### COACHING EXPERIENCE

1987-88 Princeton (Mo.) HS (Head Coach)  
1989-90 Trenton (Mo.) HS (Head Coach)  
1991 Hutchinson (Kan.) CC (OL)  
1992-93 Hutchinson (Kan.) CC (Head Coach)  
1994-95 Northern Illinois (OL)  
1996 Cincinnati (OT/TEs)  
1997-98 Oklahoma (OL)  
1999 Western Michigan (Assistant Coach)  
2000 Missouri (OL)  
2001 Kansas (OL)  
2003 Northern Illinois (OL)  
2004-06 Northern Illinois (Assistant Head Coach/OL)  
2007-10 North Carolina (OL)  
2011 North Carolina (Associate Head Coach/OL)  
2012 Tennessee (OL)  
2013-15 Arkansas (Assistant Head Coach/OL/  
Recruiting Coordinator)  
2016-18 Georgia (OL)  
2019 Georgia (Associate Head Coach/OL)  
2020-present Arkansas (Head Coach)

### PLAYING EXPERIENCE

1980-83 Pittsburg State  
First team NAIA All-American, twice All-Conference  
... Inducted into PSU Athletics Hall of Fame in 1998.







## FOOTBALL STAFF



### JIMMY SMITH

Associate Head Coach/  
Running Backs

Jimmy Smith was named the Associate Head Coach by Head Coach Sam Pittman during the spring of 2023 prior to his fourth season as the running backs coach for the Razorbacks.

The Arkansas running game was historically productive in 2022 with Smith's running backs putting up big numbers, led by sophomore Raheim Sanders. The Razorbacks ran for 3,077 yards and averaged 236.7 yards per game to finish seventh in the nation. The Hogs eclipsed the 3,000-yard mark for just the 10th time in school history with the eighth-most yards in a single season by an Arkansas offense. The team's 2022 total was the most since Darren McFadden and Felix Jones helped set the school record in 2007 with 3,725 yards. Sanders ran for 1,443 yards and 10 scores to finish second in the league with 111.0 yards per game. Sanders' name dots the Arkansas record book after his sophomore season, he resides in the school's single-season Top 10 in rushing attempts (222 - 10th), rushing yards in a game (232 - 5th), rushing yards in a season (1,443 - 4th), yards per rush in a season (6.50 - 5th) and 100-yard games in a season (7 - T3rd). The sophomore was also a key piece in the passing game for the Hogs, hauling in 28 passes for 271 yards and two more touchdowns. His 131.8 yards from scrimmage per game led the SEC. Sanders earned First-Team All-SEC honors from the Associated Press and USA Today to go along with second-team honors from the league's coaches and Pro Football Focus.

Smith also continued his development of sophomore AJ Green, who ran for a career-highs in yards (414) and touchdowns (3). Freshman Rashod Dubinion improved steadily through his first collegiate campaign, finishing the season with 293 yards and five scores, including 112 yards and two scores in the AutoZone Liberty Bowl win over Kansas to earn offensive player of the game honors.

Smith's running backs produced an impressive 2021 season leading the way for Arkansas to lead the Power 5 and rank second nationally with 227.8 rushing yards per game - the most by an Arkansas team since 2007 when legendary running backs Darren McFadden and Felix Jones helped the Hogs set a school record. The Hogs' rushing attack, while steady, was explosive in 2021. Arkansas' 113 runs of 10+ yards led all teams in the Power 5 after producing 50 such runs in 2020.

Three of Smith's running backs - Treylon Smith, Raheim Sanders and Dominique Johnson - joined quarterback KJ Jefferson to all rush for over 500 yards, a feat that had not been accomplished at Arkansas since 1975. Treylon Smith led

the running backs with 598 yards and five TDs in his second season on the field for the Hogs. Smith's role in developing Sanders was key for Arkansas in 2021. Sanders was recruited as a wide receiver before moving to running back during spring practice and growing his role throughout the season, eventually rushing for 578 yards and five scores en route to being named to the SEC's All-Freshman team by the league's coaches. Sanders finished second on the team with 706 total yards, adding 109 yards receiving and 19 yards on kick returns. Johnson was another success story for Smith, after moving to tight end for a day during fall camp Johnson moved back to running back and excelled, starting six games and running for 575 yards and a team-high seven touchdowns.

Smith oversaw a rushing offense that produced 151.3 rushing yards per game in 2020 against an SEC-only schedule in his first year in Fayetteville. Treylon Smith emerged as the team's feature back, producing a team-high 710 rushing yards while ranking seventh in the SEC averaging 5.3 yards per carry. Smith ran for 172 yards and three touchdowns against Missouri, becoming the first Razorback ball carrier to reach those marks since 2016.

Smith was a part of the Georgia State's historic upset at Tennessee when the Panthers outrushed the Volunteers, 213-93, to win, 38-30, on opening weekend in the Panthers' first-ever win over a Power 5 program.

Prior to jumping to college football, Smith coached for 12 years at Cedar Grove High School in Metro Atlanta, including his last six years as athletic director, head football coach and head track coach.

In his six seasons at the helm of the football program, he led the Saints to a 67-14-1 record. From 2015-18, Smith led Cedar Grove to two Class AAA state championships in 2016 and 2018 - the first two state titles in school history - as well as berths in the state final four in 2015 and 2017, all while winning 51 games.

Smith arrived at Cedar Grove in 2007 as an assistant football coach, working with receivers and defensive backs before being elevated to offensive coordinator in 2010 for three seasons before taking over as head coach in 2013.

Smith earned numerous coaching accolades, including a pair of Georgia Coach of the Year awards in Class AAA (2016 and 2018) as well as multiple region and county Coach of the Year honors.

He coached six prep All-Americans, and more than 30 of his former student-athletes went on to play at the collegiate level.

As the head track coach, Smith led Cedar Grove to four consecutive state titles (2015-18), also the first state titles in school history. He was honored as the 2018 Region 5-AAA Athletic Director of the Year.



He began his coaching career at Darlington (S.C.) High School, his alma mater, where he was the offensive coordinator and quarterbacks coach for one season in 2005.

Smith was a quarterback at Tennessee State, helping the Tigers to back-to-back Ohio Valley Conference championships in 1998 and 1999.

He earned his bachelor's degree in business administration from Fayetteville State in 2002 and added a master's of education from Georgia State in 2009.

Smith, a native of Darlington, S.C., and his wife Quanisha have a son, Jermaine II, and a daughter, Joss.

### THE SMITH FILE

Birthdate: July 27, 1979

Birthplace: Darlington, South Carolina

College: Fayetteville State, 2002 B.S. Business

Administration; Georgia State, 2009 M.Ed

Family: Wife - Quanisha; Son - Jermaine II; Daughter - Joss

### COACHING EXPERIENCE

2005 Darlington (S.C.) HS (Offensive Coordinator/  
Quarterbacks)

2007-09 Cedar Grove (Ga.) HS (Assistant Coach)

2010-12 Cedar Grove (Ga.) HS (Offensive Coordinator)

2013-18 Cedar Grove (Ga.) HS (Head Coach)

2019 Georgia State (Running Backs)

2020-22 Arkansas (Running Backs)

2023-pres. Arkansas (Associate HC/Running Backs)

### PLAYING EXPERIENCE

1998-99 Tennessee State





## FOOTBALL STAFF



### SCOTT FOUNTAIN

Assistant Head Coach/  
Special Teams Coordinator

Scott Fountain serves as Head Coach Sam Pittman's assistant head coach and special teams coordinator.

Arkansas' special teams were steady once again under the watchful eye of Fountain in 2022. Three specialists picked up postseason honors with kickoff specialist Jake Bates earning First-Team All-SEC accolades from the league's coaches, kicker Cam Little being named to the SEC Community Service Team and freshman long snapper Eli Stein earning Freshman All-SEC status. Bates was a weapon for the Razorbacks in his lone season, recording 64 touchbacks on his 75 kickoffs for a nation-best 85.3%. Little produced a solid sophomore season, leading the team with 89 points thanks to 13-of-16 on field goals and a perfect 50-for-50 on PATs. Little continued to add his name to the Arkansas record book by moving into the all-time top 10 in field goals made (33 - 9th), PAT attempts (96 - 8th), PATs made (96 - 8th) and kick scoring (195 - T-10th). In just two seasons, Little has two of the top 10 kick scoring seasons in program history with his 106 points in 2021 ranking third and his 89 points from 2022 placing him 10th.

In the return game, Bryce Stephens made it two years in a row for the Hogs with a punt return for a touchdown when he took a punt 82 yards to the house to ignite a comeback win over Missouri State in the third game of the season. Stephens' 105 return yards against the Bears put him eighth all-time in a single game in school history. Punter Reid Bauer moved into the career top 10 in punts with 179 in his career to rank sixth on the all-time school list with his 7,519 yards ranking him sixth all time at Arkansas. Bauer's 78-yard boot at Auburn matched the 10th-longest punt in school history.

Fountain's work on Arkansas' special teams started to take shape during the 2021 season. Freshman kicker Cam Little was an immediate difference maker for the Razorbacks, earning Freshman All-America and SEC All-Freshman honors. Little made 20 of his 24 field goals (.833) and all 46 of his PATs to lead Arkansas in scoring with 106 points. His 20 made field goals matched Todd Wright's total from 1989 for the third-most in a single season by a Razorback. Little also matched the third-most field goals in a game by a Razorback with four in a win over Texas and booted a walk-off winner at LSU in overtime.

Long snapper Jordan Silver was an unsung hero for the Hogs, earning Third-Team All-SEC honors from Phil Steele and being invited to the Reese's Senior Bowl, East-West Shrine Bowl and NFLPA Collegiate Bowl. Punter Reid Bauer saw improvement from 2020, averaging 43.3 yards per punt, including 23 fair catches and 14 punts of 50+ yards. Bauer made a name for himself on the national level as the team's holder, winning the Peter Mortell Holder of the Year Award. He twice pulled off fake field goals, hitting Blake Kern for a touchdown at Alabama and running 23 yards for a first down in the win at LSU. Punt returner Nathan Parodi became the first Razorback to return a punt for a touchdown since 2011 when he took a punt back for a score against UAPB at War Memorial Stadium. Parodi's 114 punt return yards in the win are the seventh-most in program history.

In his first year in Fayetteville, the Razorbacks received steady play from long snapper Jordan Silver, who graded out as one of the top long snappers in the SEC. Arkansas'

kickers combined to go 8-for-12 on field goals while the team's punters averaged 42.1 yards per punt. De'Vion Warren averaged 20 yards per kickoff return before suffering a season-ending injury at Florida.

Fountain came to Arkansas after spending 2019 at Georgia in the same role. The Bulldogs saw immediate success with Fountain at the controls, led by kicker and Lou Groza Award winner Rodrigo Blankenship. The first-team All-SEC kicker capped an impressive career at UGA going 27-for-33 (81.8%) on field goals and making all 46 extra points as the Bulldogs won the 2020 Allstate Sugar Bowl. Blankenship was also a weapon on kickoffs allowing just 14 returns all season. Punter Jake Camarda improved in 2019 as well, upping his average to 46.8 yards per punt to rank sixth nationally.

In 2018, Georgia had two of the SEC's top special teams players in return man Mecole Hardman and Blankenship. Hardman led the SEC in punt return average (20.1), was fifth in kick return average (25.2) and was named to the ESPN.com All-America first team.

A Lou Groza semifinalist, Blankenship earned second team All-SEC honors after finishing fifth in the SEC in scoring by kickers (8.7 points per game) and booted his school record 154th consecutive PAT. He also posted 82 kickoff touchbacks (season record) extending his school career record to 170.

As a team, the Bulldogs were first in the SEC in punt return yards (366) and punt return average (16.6; seventh nationally) and tied for first in punt return touchdowns (2).

Fountain also contributed to the Bulldogs' emergence on special teams in 2017. Hardman averaged 25.3 yards per kick return, ranking second in the SEC and 21st nationally. Georgia's special teams unit also held opponents to 5.9 yards per punt return and 19.5 yards per kick return. Those numbers were all reduced from a year prior, as opponents averaged 6.1 yards per punt return, 23.8 yards per kick return and notched two 95-yard kickoff returns versus the Bulldogs in 2016.

Additionally, Blankenship hit on 20 of his 23 field goal attempts, including a 55-yarder in the 2018 Rose Bowl vs. Oklahoma and a 51-yarder in overtime of the national championship game. He made all 63 of his PAT attempts, kicked 67 touchbacks (a Georgia season record at the time and third nationally) and was named a semifinalist for the 2017 Lou Groza Award. Punter Cameron Nizialek averaged 45.0 yards per punt to rank ninth nationally and was named a semi-finalist for the 2017 Ray Guy Award.

Fountain joined Georgia's full time, on-field staff, in 2018, after filling the same position at Mississippi State during the offseason. Fountain was the special teams analyst at Georgia during the 2017 season.

Before joining Georgia's staff, Fountain had spent the previous eight years as a member of the football program at Auburn, the first four as the Tigers' player personnel director and the latter four coaching tight ends and special teams. From 2014-16, Fountain coached kicker Daniel Carlson, a three-time Lou Groza Award finalist.

Fountain, a part of three SEC championship teams, led Auburn's administrative and recruiting efforts from 2009-12. He followed Gene Chizik to Auburn after spending two seasons (2007-08) on Chizik's staff at Iowa State as tight ends coach and recruiting coordinator.

Fountain has coached in four national championship games (1997, 2010, 2013, 2017) since beginning his collegiate coaching career at Florida State (1994-96) as an offensive



graduate assistant. He then spent seven seasons as an offensive line coach and recruiting coordinator at Central Florida. Before his eight-year stint at Auburn, Fountain also included coaching stops at Middle Tennessee (2004-05), Georgia Southern (2006) and Iowa State (2007-08).

He began his coaching career in high school, making four stops in Alabama, including Flomaton HS (1988) and W.S. Neal HS (1989), his alma mater. He became a head coach for the first time at Frisco City HS (1990-92) and made his final high school stop at Monroe County (1993).

Fountain earned a bachelor's degree in physical education from Samford in 1988 and a master's degree in educational leadership from Florida State in 1998. He is married to the former Rosie Hidalgo, and the couple has four sons: Brookes, Hunter, Tanner and Skyler.

### THE FOUNTAIN FILE

Birthdate: February 28, 1966

Birthplace: Brewton, Alabama

High School: W.S. Neal High School - Brewton, Alabama

College: Samford, 1988 B.S. Physical Education;

Florida State, 1998 M.A. Educational Leadership

Family: Wife, the former Rosie Hidalgo; Sons - Brookes, Hunter, Tanner and Skyler

### COACHING EXPERIENCE

1988 Flomaton (Ala.) HS (Assistant Coach)

1989 W.S. Neal (Ala.) HS (Assistant Coach)

1990-92 Frisco City (Ala.) HS (Head Coach)

1993 Monroe County (Ala.) HS (Head Coach)

1994-96 Florida State (Offensive Graduate Assistant)

1997-03 Central Florida (Offensive Line/Recruiting Coordinator)

2004-05 Middle Tennessee State (Offensive Line)

2006 Georgia Southern (Offensive Line)

2007-08 Iowa State (Tight Ends/Recruiting Coordinator)

2009-12 Auburn (Player Personnel Director)

2013-16 Auburn (Tight Ends/Special Teams)

2017 Georgia (Special Teams Analyst)

2018 Mississippi State (Special Teams Coordinator)

2019 Georgia (Special Teams Coordinator)

2020-pres. Arkansas (Assistant Head Coach/Special Teams Coordinator)





## FOOTBALL STAFF



**DAN  
ENOS**

**Offensive Coordinator/  
Quarterbacks**

Dan Enos returns to Arkansas with over 30 years of coaching experience, including three seasons as the Hogs' offensive coordinator and quarterbacks coach from 2015-17.

During his three seasons in Fayetteville, he engineered some of the most productive offenses in school history with both the 2015 and 2016 Razorback offenses still ranking in the school's Top 10 for total yards and yards per game. Enos' first offense on The Hill in 2015 remains one of only three offenses in school history to surpass 6,000 yards. In his lone season under Enos, Razorback quarterback Brandon Allen set three school records, including the career mark for touchdown passes with 64 and the single-game record for touchdown passes in a game with seven against Mississippi State. That 2015 offense - with Pittman as the team's offensive line coach - set the school record for touchdowns with 62, averaging 35.9 points per game (6th all-time at Arkansas) while rushing for 2,565 yards and passing for 3,486 yards.

Arkansas was one of two FBS programs with a 3,000-yard passer and 1,300-yard rusher in both 2015 and 2016, featuring a different quarterback and different primary running back in each season.

Enos spent the 2021-22 seasons at Maryland as the Terrapins' offensive coordinator and quarterbacks coach, helping the Terps to 15 total wins that includes bowl wins over Virginia Tech (2021 Pinstripe Bowl) and NC State (2022 Duke's Mayo Bowl).

In 2022, Enos' offense ranked fourth in the Big Ten in total offense and scoring, averaging 401.2 yards per game and scoring 28.2 points per game. For the second straight season, QB Taulia Tagovailoa eclipsed the 3,000-yard mark passing for 3,008 yards as one of just three Big Ten QBs to top 3,000 yards passing during the 2022 season. Tagovailoa added 18 touchdowns while completing 67% of his passes to earn second-team All-Big Ten honors from the league's coaches. He finished third in the league averaging 256.0 yards of total offense per game as one of just three players in the Big Ten to gain over 3,000 total yards.

Freshman running back Roman Hemby led the way for the Terps on the ground, rushing for 989 yards and 10 scores to go along with 33 receptions for 298 yards and another TD. Along with being named a Freshman All-American by College Football News, Hemby was named Honorable Mention All-Big Ten as one of six Terps from the offensive side of the ball to earn the honor along with OL Jaylyn Duncan, TE Corey Dyches, OL Delmar Glaze and WR Rakim Jarrett. The six total selections matched the school record for the most since

joining the Big Ten and marked the second straight year that saw six selections from the Maryland offense.

Enos' first offense at Maryland produced numerous school records in 2021 as the Terps set single-season bests in total yards (5,740), passing yards (3,960), completions (339) and completion percentage (69.3%). Tagovailoa added seven single-season school records of his own in his first season in the Enos system, setting top marks in passing yards (3,860), completions (328), completion percentage (69.2%) and passing touchdowns (26).

Enos spent the 2020 season at Cincinnati as the Bearcats' associate head coach and running backs coach. The Bearcats went 9-1 during the pandemic-shortened season, winning the American Athletic Conference title and earning a spot in the Sugar Bowl before finishing the season ranked in the Top 10. The Cincinnati offense ranked in the Top 25 nationally in nearly every offensive category, including rushing offense (212.4 yards/game) and points per game (37.5).

He spent the 2019 season at Miami after coaching quarterbacks at Alabama in 2018 as the associate head coach. With the Crimson Tide, Enos molded Tua Tagovailoa into an All-American, Walter Camp Award and Maxwell Award winner to help the Tide reach the national championship game. During his one season with Enos, Tua Tagovailoa completed 69% of his passes while throwing for 3,966 yards and 43 TDs and just six interceptions to set an all-time FBS single-season passer rating (199.44). The Tide averaged 45.6 points and 522.0 yards per game and set single-season school records for points (684), total offense (7,830 yards) and passing yards (4,854).

Before his first tenure at Arkansas, Enos was the head coach at Central Michigan for five seasons. He led the Chippewas to two bowl games, earning bowl eligibility in three of his five years at the helm. During his time in Mount Pleasant, Mich., 23 Chips earned All-Mid-American Conference honors with four of his five offense passing for 3,000+ yards.

Enos began his coaching career as a graduate assistant at his alma mater before landing his first full-time coaching job at Division III Lakeland College as the Muskies' offensive coordinator for the 1994 and 1995 seasons. A one-year stop at Northern Michigan (1996) led to two seasons at Southern Illinois (1997-98) before a single season at Missouri State (1999) as the offensive coordinator. He moved back north to become the quarterbacks coach at Western Michigan (2000-02) for three seasons before a one-year stint at FCS power North Dakota State (2003) as the offensive coordinator. His first tenure at Cincinnati came during the 2004-05 seasons working for Head Coach Mark Dantonio as the quarterbacks coach before leaving to coach QBs at Michigan State (2006) for Head Coach John L. Smith. A year later, Enos took over the Spartans' running backs for two seasons when Dantonio took over the program.

Enos played quarterback at Michigan State from 1987-90. In



two seasons as the starter, he led the Spartans to a 16-7-1 record, including a pair of bowl wins. He still ranks among the best in school history with 3,837 passing yards and 297 completions. His .621 completion percentage ranks fourth-best in Spartan history.

The Dearborn, Mich. native graduated from Michigan State with a degree in business administration in 1991 and earned his master's in sports administration in 2006.

Enos has two children, a daughter, Lia, and a son, Alex.

### THE ENOS FILE

Birthdate: July 1, 1968  
College: Michigan State, 1991 B.S. Business  
Administration, 2006 M.A. Sports Administration  
Family: Daughter - Lia, Son - Alex

### COACHING EXPERIENCE

1991-93 Michigan State (Graduate Assistant)  
1994-95 Lakeland College (Offensive Coordinator/  
QB/WRs)  
1996 Northern Michigan (Offensive Coordinator/RBs)  
1997-98 Southern Illinois (QB/WRs)  
1999 Missouri State (Offensive Coordinator/QBs)  
2000-02 Western Michigan (Quarterbacks)  
2003 North Dakota State (Offensive Coordinator/QBs)  
2004-05 Cincinnati (Quarterbacks)  
2006 Michigan State (Quarterbacks)  
2007-09 Michigan State (Running Backs)  
2010-14 Central Michigan (Head Coach)  
2015-17 Arkansas (Offensive Coordinator/QBs)  
2018 Alabama (Associate Head Coach/QBs)  
2019 Miami (Offensive Coordinator/QBs)  
2020 Cincinnati (Associate Head Coach/RBs)  
2021-22 Maryland (Offensive Coordinator/QBs)  
2023-pres. Arkansas (Offensive Coordinator/QBs)

### PLAYING EXPERIENCE

1987-90 Michigan State





## FOOTBALL STAFF



**TRAVIS  
WILLIAMS**

**Defensive  
Coordinator**

Travis Williams was named the Razorbacks' defensive coordinator in December 2022.

Williams brings defensive coordinator experience and a wealth of Southeastern Conference knowledge to The Hill, having played at Auburn and later as the Tigers' co-defensive coordinator. On the field, he starred as a two-time All-SEC linebacker - including first-team honors in 2004 - leading the Tigers in tackles during their undefeated season in 2004.

He heads to Fayetteville after spending the last two seasons calling the defense for UCF as the Knights' defensive coordinator and linebackers coach. The Knights showed progress in each of his two seasons, improving this season to a Top 40 scoring defense in the FBS by allowing 23.2 points per game. The defense helped UCF reach the American Athletic Conference championship game, a 9-4 record and a berth in the Military Bowl by allowing 382.6 yards per game and producing the fifth-best red zone defense in the country.

Senior linebacker Jason Johnson led the way with 119 tackles - second-most in the league and 19th nationally - to earn first-team All-American Athletic Conference honors. Williams molded Johnson in his lone season in Orlando from an FCS All-American at Eastern Illinois to one of the nation's leading tacklers at the FBS level. The Knights' defense featured three All-AAC first teamers with Johnson joined by defensive linemen Ricky Barber and Tre'Mon Morris-Brash, who ranked fourth in the league with 13.0 tackles for loss.

Williams' first defense in Orlando finished the season strong in 2021, helping the Knights win six of their final seven games with defense giving up just 11.8 points per game in the six victories. The defense ended the season ranked seventh nationally in pass efficiency defense (110.7) and 26th in tackles for loss (6.8/game).

Linebacker Tatum Bethune averaged 9.0 tackles per game to rank second in the conference and 24th in the FBS. His work on the field made him a first-team All-American Athletic Conference selection by Pro Football Network, second team by Pro Football Focus and honorable mention by the league's coaches. Williams' defense also featured All-AAC performers defensive lineman Big Kat Bryant (first team) and safety Divaad Wilson (second team). PFF also tabbed safety Quadric Bullard (second team), cornerbacks Davonte Brown and Corey Thornton and Wilson (all third team).

Williams' initial UCF defense moved up 97 spots in the NCAA team pass efficiency defense rankings compared to 2020, 86 spots in passing yards allowed (89.1 fewer per game in 2021) and 70 in total defense (122.5 fewer yards allowed per game in 2021).

At Auburn, Williams served as co-defensive coordinator alongside Kevin Steele while also working as the Tigers' linebackers coach and recruiting coordinator. He helped his alma mater finish in the Top 20 in the nation in scoring defense in four of his last five seasons (2016-20) on The Plains. As the linebackers coach, Auburn allowed just 54 rushing touchdowns combined to rank fifth nationally during those five seasons - including just eight in 2016 and nine in 2018.

Williams also mentored All-Southeastern Conference linebackers in three consecutive seasons - K.J. Britt in 2019, Deshaun Davis in 2018 and Tre Williams in 2017. Linebacker Zakoby McClain led the SEC in tackles with 113 during the pandemic-shortened season of 2020.

Auburn's 2019 defense ranked eighth nationally in both red zone and third down defense, allowing just 19.5 points per game against a schedule that featured six opponents that went on to win 11 games that season.

The Tigers ranked 14th nationally in scoring defense (19.2/game) in 2018 allowing only nine rushing touchdowns while returning three interceptions for scores. The squad's 38 sacks ranked 16th nationally and the 96 tackles for loss were the ninth-most in the nation.

Auburn won the SEC West in 2017 led by a defense that ranked 14th nationally in total defense (319.4/game) and 11th in scoring defense (18.5/game). The Tigers yielded just 4.67 yards per play, eighth-best nationally.

In 2016 the Tigers' red zone defense ranked 11th in the FBS and the team's total defense (361.9/game) ranking 28th to move up 43 spots over the previous season. The defense held eight consecutive opponents without a rushing TD, the longest season streak at Auburn since 1957.

On the field at Auburn, he led the Tigers in tackles (80) as a junior during the team's 2004 undefeated season. As a senior, his 68 tackles were second on the team. He won the Pat Dye Leadership Award on defense in each of his last two seasons (2004, 2005). He played two seasons in the NFL for the Atlanta Falcons (2006-07) before beginning his coaching career.

Williams began his coaching career as a graduate assistant at Auburn before landing his first full-time coaching job as the linebackers coach at Northern Iowa in 2012. He spent one year as the defensive coordinator at Creekside (Ga.) High School before returning to Auburn in 2014 as a defensive analyst.



He was promoted to an on-field role for the Tigers prior to the 2016 season as the team's linebackers coach. He earned the co-defensive coordinator title in 2019 and then added recruiting coordinator duties in 2020.

Williams earned his bachelor's degree in criminology and criminal justice from Auburn in 2005 and later received a master's degree in adult education from Auburn in 2011.

A native of Columbia, S.C., Williams and his wife Jeanine, also an Auburn graduate, have three daughters: Tru, Reign and Brave.

### THE WILLIAMS FILE

College: Auburn, 2005 B.S. Criminology and Criminal Justice; 2011 M.S. Adult Education

Family: Wife - Jeanine; Daughters - Tru, Reign, Brave

#### COACHING EXPERIENCE

2009-11 Auburn (Graduate Assistant)  
2012 Northern Iowa (Linebackers)  
2013 Creekside (Ga.) HS (Defensive Coordinator)  
2014-15 Auburn (Defensive Analyst)  
2016-18 Auburn (Linebackers)  
2019-20 Auburn (Co-Defensive Coordinator/  
Linebackers)  
2021 Miami (Linebackers)  
2021-22 UCF (Defensive Coordinator)  
2023-pres. Arkansas (Defensive Coordinator)

#### PLAYING EXPERIENCE

2001-05 Auburn





## FOOTBALL STAFF



**MARCUS  
WOODSON**

Co-Defensive  
Coordinator

Marcus Woodson is in his first year as the Razorbacks' co-Defensive Coordinator.

Woodson heads to Arkansas after spending the last three seasons at Florida State as the Seminoles' defensive backs coach and defensive passing game coordinator. This past season, Woodson's secondary helped lead the Noles to a 10-win campaign capped by a Cheez-It Bowl victory. Florida State's secondary was one of the nation's best in 2022 leading the way to help FSU rank fourth in the FBS allowing 165.4 yards per game to lead the Atlantic Coast Conference.

Woodson helped mold safety Jammie Robinson into a two-time, first-team All-ACC performer. In 2022, Robinson led Florida State in tackles with 99, including five tackles for loss. He led the Noles in tackles in 2021 with 84 to go along with an ACC-best four interceptions.

Robinson is set to join Woodson's group of defensive backs to be selected in the NFL Draft. Woodson has had six DBs picked over the last three NFL Drafts, including 2020 first-round selection Noah Igbinoghene. Igbinoghene was the 30th overall pick by the Miami Dolphins after Woodson coached him through a transition from wide receiver to defensive back upon his arrival at Auburn in 2018.

Florida State had eight different defenders grab at least one interception and forced 20 total takeaways in 2021. FSU picked off at least one pass in eight straight games to end the season, the longest active streak in America entering the 2022 season and tied for the longest streak in the country at any point during the 2021 season.

During the 2020 season, Florida State's defensive backfield was responsible for 10 takeaways and added four forced fumbles. Woodson helped continue the development of first-team All-ACC selection Asante Samuel Jr. into one of the nation's premiere defensive backs. Samuel finished the season leading all active ACC defenders with 29 career pass breakups before being selected in the second-round of the NFL Draft pick by the Los Angeles Chargers. In records dating back to 2000, he was only the second FBS defender to grab three interceptions and have two fumble recoveries in his team's first four games of a season. Samuel also became the first FSU defender since 2016 with at least one takeaway in four straight games and only the third Seminole since 2000 with three interceptions and two fumble recoveries in a season.

Prior to Florida State, Woodson helped Auburn win 17 games in two seasons (2018-19) while working alongside

Arkansas' new defensive coordinator Travis Williams. In 2019 with Woods as the defensive backs coach and Williams serving as co-defensive coordinator, the Tigers won nine games and advanced to the Outback Bowl behind a defense that ranked eighth nationally in third-down defense and red zone defense, allowing conversions on just 29.9% of third-down attempts and 71.8% of red zone trips. Safety Jeremiah Dinson earned second-team All-SEC honors after posting averaging 7.3 tackles per game to go along with a pair of interceptions

The Tigers returned three interceptions for touchdowns in 2018, the ninth-highest total in the nation, and ranked 14th in the country in scoring defense by allowing 19.2 points per game. Auburn's nine rushing touchdowns allowed were the second-lowest total in the SEC and tied for the fifth-lowest total in the FBS. The defense's 38 sacks were good for 16th nationally with the team's 96 tackles for loss coming in at No. 20. The Tigers' defense capped the season with a 63-14 victory over Purdue, the fewest points allowed in a Music City Bowl since 2009.

Woodson headed to The Plains after two seasons at Memphis coaching the Tigers' defensive backs. Memphis won 18 games over the two seasons, forcing a combined 60 takeaways, the second-highest total in the nation during that span. The Tigers picked off 32 passes in Woodson's two seasons and were one of only six teams in the country to record at least 16 interceptions in both 2016 and 2017.

In 2017, Woodson coached T.J. Carter to Freshman All-America honors from ESPN and USA Today. Carter also was the American Athletic Conference Rookie of the Year after breaking Memphis' freshman record with five interceptions. In only his second collegiate game, Carter ended a fourth-quarter UCLA drive in the red zone with an interception of Josh Rosen to help secure Memphis' 48-45 victory.

Prior to joining the Memphis staff, Woodson coached defensive backs at Fresno State for two seasons (2014-15). He helped lead the Bulldogs to the 2014 Mountain West Conference Championship Game and a berth in the Hawai'i Bowl. Safety Derron Smith earned first-team All-Mountain West Conference accolades before being drafted by the Cincinnati Bengals in the sixth round of the 2015 NFL Draft. The 2015 Bulldogs' 11 fumble recoveries to rank second in the conference and 20th nationally.

From 2009-13, Woodson coached defensive backs and was the recruiting coordinator at Charleston Southern, tutoring five all-conference defensive backs. He also added defensive passing game coordinator duties for the 2012 and 2013 seasons. Charleston Southern finished the 2013 season with a school-record 10 wins and were ranked No. 22 in the final FCS poll.

Woodson began his coaching career at Millsaps College in Jackson, Miss., where he was the defensive backs coach (2005-08). The Majors won three consecutive SCAC



championships, including an 11-1 record and No. 12 final ranking in 2008. Woodson coached four all-conference defensive backs while at Millsaps.

Woodson played safety at Ole Miss, starting for two seasons before his playing career was cut short by an injury prior to his senior season. The Rebels advanced to four bowl games, including the Cotton Bowl, the Music City Bowl and two trips to the Independence Bowl during his career. He went to Ole Miss after helping lead Moss Point High School to two Mississippi state titles.

A native of Moss Point, Miss., Woodson earned his bachelor's degree in political science with an emphasis in criminal justice from Ole Miss in 2003 and was selected for the Senior Leadership Unity Council.

Woodson and his wife, Chastity, who holds a bachelor's degree from Loyola University New Orleans and a master's degree from Howard University, have two sons, Carter and Bryce.

### THE WOODSON FILE

College: Ole Miss, 2003 B.S. Political Science

Family: Wife - Chastity; Sons - Carter and Bryce

#### COACHING EXPERIENCE

2005-08 Millsaps College (Defensive Backs)

2009-11 Charleston Southern (Defensive Backs/  
Recruiting Coordinator)

2012-13 Charleston Southern (Defensive Backs/  
Defensive Passing Game Coordinator/Recruiting  
Coordinator)

2014-15 Fresno State (Defensive Backs)

2016-17 Memphis (Defensive Backs)

2018 Auburn (Defensive Backs)

2019 Auburn (Defensive Backs/Recruiting Coordinator)

2020-22 Florida State (Defensive Backs/Defensive  
Passing Game Coordinator)

2023-pres. Arkansas (co-Defensive Coordinator)

#### PLAYING EXPERIENCE

1999-2002 Ole Miss





## FOOTBALL STAFF



**DEKE  
ADAMS**

**Defensive  
Line**

In his second year, Deke Adams leads the Razorbacks' defensive line.

Adams' first defensive line at Arkansas helped the defense break the school record for sacks with 42 in 2022. The Razorbacks' defensive line provided 22 of the team's 42 sacks led by Jordan Domineck's 7.5 sacks in his lone year with the program. The depth of the defensive line proved to be a plus with seven different linemen contributing at least one sack. The development of upperclassmen Zach Williams (4.5 sacks), Eric Gregory (2.0 sacks) and Jashaud Stewart (2.0 sacks) combined with Adams' work with transfers like Domineck, Landon Jackson (3.0 sacks) and Terry Hampton (2.0 sacks) with the emergence of Cam Ball, transformed the defensive line in just one year. Williams set career-bests in tackles, tackles for loss and sacks while Jackson flashed dominance from the defensive end spot.

Adams' work has been apparent on the recruiting trail in just a short time on The Hill, landing Power 5 transfers Trajan Jeffcoat (Missouri), John Morgan III (Pittsburgh) and Anthony Booker Jr. (Maryland) this past offseason.

Adams joins the Hogs with a wealth of coaching experience having coached at numerous levels over 20+ years after starring at linebacker at Southern Miss as a player in the 1990s. The Mississippi native heads to The Hill after spending the 2021 season at Florida International. In his lone season with the Panthers, Adams turned sophomore defensive tackle into an All-Conference USA Honorable Mention performer with 53 tackles, including three sacks and six tackles for loss.

Adams is no stranger to the SEC having coached at Ole Miss (2020), Mississippi State (2019) and South Carolina (2013-15). At South Carolina under Head Coach Steve Spurrier, he helped the Gamecocks to a pair of bowl wins while coaching 2014 NFL No. 1 pick Jadeveon Clowney. Adams' front also featured defensive tackle Kelcy Quarles, who earned first-team All-SEC and All-America honors along with Clowney. Quarles and Clowney became the first South Carolina duo since 1984 to earn All-America status in the same season.

Adams has helped develop six NFL draft selections, including a pair of first round picks. During his first stop at North Carolina, he coached All-American defensive tackle Sylvester Williams in 2012. Williams was selected 28th overall by the Denver Broncos in the 2013 NFL Draft. The Tar Heels ranked third in the ACC that season with 97 tackles for loss with Adams' group responsible for 40 of them. Williams and Kareem Martin were one of the ACC's most dominant defensive line duos, combining for 29 TFLs. Martin ranked

third in the conference with 15.5 and Williams finished sixth with 13.5.

Before his first stop at North Carolina, Adams spent three seasons (2009-11) at his alma mater Southern Miss as defensive line coach for Head Coach Larry Fedora. Among the players he developed were first-team All-Conference USA defensive end Cordarro Law and second-round 2013 NFL Draft pick Jamie Collins. During his first season back in Hattiesburg, he coached a young group that helped the Golden Eagles finish the season ranked 18th nationally in sacks and 24th in tackles for loss after finishing 93rd and 68th, respectively, in those two categories the previous season.

In 2011, Adams' helped the Golden Eagles to the Conference USA championship and a 12-win season capped by a Hawaii Bowl victory over Nevada. His front four allowed the effort to allow only 112.6 rushing yards per game and rank 22nd nationally.

Prior to Southern Miss, he coached linebackers at Louisiana-Monroe while also serving as the coordinator of player development. He spent the 2006 and 2007 seasons at FCS level North Carolina A&T. Adams was elevated to interim defensive coordinator during his first season at North Carolina A&T after two games before earning the job on a permanent basis headed into the 2007 season. He coached the Aggies' defensive line in 2006 and took over the linebackers in 2007 in addition to his coordinator duties the following season.

Adams also knows his way around the Natural State having spent four years at Ouachita Baptist (2002-05) coordinating the defense and coaching the defensive line in his last season.

He coached in the junior college ranks at Pearl River (Miss.) Community College from 1998-2002, serving as the linebackers coach during his first three seasons before being named co-defensive coordinator and secondary coach in addition to his role as recruiting coordinator in 2001.

Adams began his coaching career in 1997 as the defensive line coach at FCS level Jacksonville (Ala.) State.

A three-year letterman at Southern Miss, Adams played a key role as part of the Golden Eagles' "Nasty Bunch" defense as a linebacker. He wrapped up his collegiate career in 1994 with 76 tackles, five tackles for loss, one sack and one interception.

In the classroom, he was a four-year member of the Dean's List. He earned his bachelor's degree in psychology and sports administration in 1995 before picking up a master's degree in 1996 from Southern Miss. Adams is married to the former Alexis Hall, a member of the 1,000-point club and four-year letterwinner for the Southern Miss women's basketball team. The couple has two boys, Jaylen and Jordyn - who was a first round MLB Draft pick by the Los Angeles Angels of Anaheim in 2018.



### THE ADAMS FILE

Birthdate: January 20, 1972

Birthplace: Meridian, Miss.

High School: Meridian HS

College: Southern Miss, 1995 B.S. Psychology and Sport Administration; 1996 M.S.

Family: Wife - Alexis; Sons - Jaylen and Jordyn

### COACHING EXPERIENCE

1997 Jacksonville State (Defensive Line)

1998-2000 Pearl River CC (Linebackers)

2001-02 Pearl River CC (Co-Defensive Coordinator/Secondary)

2002-04 Ouachita Baptist (Defensive Line)

2005 Ouachita Baptist (Defensive Coordinator/Defensive Line)

2006 North Carolina A&T (Defensive Coordinator/Defensive Line)

2007 North Carolina A&T (Defensive Coordinator/Linebackers)

2008 Louisiana-Monroe (Linebackers/Player Development)

2009-11 Southern Miss (Defensive Line)

2012 North Carolina (Defensive Line)

2013-15 South Carolina (Defensive Line)

2016 East Carolina (Defensive Line)

2017-18 North Carolina (Defensive Line)

2019 Mississippi State (Defensive Line)

2020 Florida International (Defensive Line)

2022-pres. Arkansas (Defensive Line)

### PLAYING EXPERIENCE

1991-94 Southern Miss





## FOOTBALL STAFF



### KENNY GUITON

Wide  
Receivers

Kenny Guiton is in his third season as the Razorbacks' wide receivers coach for Head Coach Sam Pittman.

Guiton took an unproven group in 2022 and turned them into a productive unit for an offense that topped 6,000 total yards for just the third time in school history. The Hogs relied on a pair of transfers to lead the way with Jadon Haselwood hauling in the most passes and Matt Landers putting up the most yards and touchdowns. Haselwood was steady over 12 games, catching 59 passes for 702 yards and three scores. His 59 receptions put him eighth on the school's single-season top 10 list. Landers evolved into the team's deep threat throughout the season, snagging 47 passes for 901 yards and eight TDs to go along with four 100-yard games. Landers' 901 yards ranks eighth for a single season in school history while his eight scores are tied for sixth and his four 100-yard receiving games equal the fourth-most in a single season by a Hog. In the win at BYU, he matched the school record with three touchdown catches.

Guiton's work on the recruiting trail has also paid off with the additions of coveted transfer wideouts Andrew Armstrong, Tyrone Broden and Isaac TeSlaa joining the squad this season.

Guiton's first season with the Hogs was a memorable one with the team winning nine games, including the Outback Bowl. His wide receivers were a major contributor in an Arkansas offense that was explosive, gaining 441.7 yards per game including 213.9 yards per game passing. Wide receiver Treyton Burks took another step forward in 2021 under Guiton's supervision, earning First-Team All-SEC from both the league's coaches and the Associated Press while also being named to PFF's All-America second team. Burks produced one of the greatest seasons ever by an Arkansas wideout, catching 66 passes - second-most in a single season by a Razorback - for 1,104 yards - third-most in a single season - and 11 touchdowns - second-most in a single season. Burks set the school record for 100-yard games in a single season with six and ranks second all-time with 10. Guiton's efforts to develop other threats in the passing game paid off with senior Tyson Morris and transfer Warren Thompson. Morris set career bests with 24 receptions, 337 yards and two touchdowns while Thompson became a complimentary deep threat to Burks, catching 19 passes for 304 yards and a pair of scores.

Guiton, a former Ohio State quarterback, spent the 2020 season at Colorado State as part of head coach Steve Addazio's coaching staff. Despite the Rams playing only



four games due to COVID-19, wide receiver Dante Wright finished second in the Mountain West in receiving yards per game (105).

Guiton guided the wide receivers at Louisiana Tech in 2019, helping the Bulldogs to a 10-3 record and a win over Miami (Fla.) in the Walk On's Independence Bowl. He tutored one of the best receiving corps in Conference USA as the team had the fourth-best passing offense in the league. He developed Adrian Hardy and Malik Stanley into All-Conference USA honorable-mention performers, led by Hardy's 42 catches for 534 yards and Stanley's 40 receptions for a team-high 649 yards.

He spent 2017-18 as the wide receiver coach at Houston, working with Arkansas offensive coordinator Kendal Briles while he was the Cougars' offensive coordinator in 2018. The Cougars ranked fifth nationally in scoring (43.9 ppg), seventh in total offense (512.5 ypg) and 16th in passing offense (295.5 ypg). Houston scored 30+ points in all 12 regular season games and 40+ in 10 of those games.

Under Guiton's tutelage, Marquez Stevenson earned All-American Athletic Conference honors, catching 75 passes for 1,019 yards. Steven Dunbar earned the same honor in 2017 after catching 76 passes for 1,070 yards and three touchdowns.

Guiton spent four months at Texas as a quality control coach before returning to Houston to lead the team's wide receivers for head coach Major Applewhite. He began his career in coaching as a graduate assistant at Houston from 2015-16, working under head coach Tom Herman, his former offensive coordinator at Ohio State. Guiton was part of Cougars teams that went 13-1 and 9-4 as a graduate assistant, which included the 2015 Chick-fil-a Peach Bowl victory over No. 9 Florida State. Over his four total years at Houston, he saw the program reach four straight bowl games and helped produce a 1,000-yard receiver in all four seasons.

Guiton played quarterback at Ohio State from 2009-13, appearing in 22 games while throwing for 893 yards and 16 touchdowns. As a senior, he started two games and played in eight total, completing 69% of his passes and tossing 14 touchdowns for the 12-2 Buckeyes. In his second career start, he set a program-record with six first-half touchdown passes against Florida A&M.

As a professional, Guiton participated in mini-camp for the Buffalo Bills in 2014 before joining the Arena Football League's LA KISS.

He earned a bachelor's degree from Ohio State in family resource management in 2013.

He and his wife, Rachell, have two sons: Jordan and Jaxson.

### THE GUITON FILE

Birthdate: June 27, 1991  
Birthplace: Houston, Texas  
High School: Aldine Eisenhower HS - Houston, Texas  
College: Ohio State, 2013 B.S. Family Resource Management  
Family: Wife - Rachell; Sons - Jordan, Jaxson

#### COACHING EXPERIENCE

2015-16 Houston (Graduate Assistant)  
2017 Texas (Quality Control)  
2017-18 Houston (Wide Receivers)  
2019 Louisiana Tech (Wide Receivers)  
2020 Colorado State (Wide Receivers)  
2021-pres. Arkansas (Wide Receivers)

#### PLAYING EXPERIENCE

2009-13 Ohio State  
2014 Buffalo Bills  
2014 LA KISS (Arena Football League)





## FOOTBALL STAFF



### CODY KENNEDY

Offensive  
Line

Cody Kennedy leads Arkansas' offensive line for the third season heading into 2023.

The 2022 Razorbacks' offense was one of the best in school history with Kennedy's offensive line paving the way for 6,128 yards - the second-most in Arkansas history. The Hogs were particularly strong in the run game, averaging 236.7 yards per game and crossing the 3,000-yard mark for just the 10th time in school history. The team's 3,077 yards were the most since the legendary Darren McFadden's Arkansas team set the school record with 3,725 yards in 2007. The offense produced a pair of 600-yard games in wins over BYU and Kansas and set the school record for first downs in a single season with 311.

The veteran offensive line was led by center Ricky Stromberg, who became the fourth Razorback to earn the Jacobs Blocking Trophy given annually to the SEC's top offensive lineman. Stromberg was flanked by guards Brady Latham and Beaux Limmer and tackles Luke Jones and Dalton Wagner. Stromberg was named an honorable mention All-American by Pro Football Focus while earning First-Team All-SEC honors from the Associated Press, the league's coaches, PFF and USA Today. He was drafted in the third round of the NFL Draft by Washington, making him the highest drafted Arkansas offensive lineman since Frank Ragnow was taken in the first round by Detroit in 2018. Latham extended his streak to a team-best 36 straight starts in the win over Kansas at the AutoZone Liberty Bowl, the same game that saw Limmer move his streak to 24 consecutive games when he got the nod at center. Wagner earned First-Team All-SEC from PFF and second-team honors from the AP, ending his career as a team captain with 40 starts before signing as an undrafted free agent with Las Vegas.

Kennedy's impact on the men up front was immediately noticeable as the Hogs turned into one of the most physical teams in the league and led the SEC in rushing - ranking second in all of FBS - with 227.8 yards per game in 2021. The offensive line helped pave the way for 2,961 yards rushing. The 2021 Razorbacks were an evenly distributed ground force with four different players rushing for over 500 yards, a feat that had not been accomplished at Arkansas since 1975. The Razorbacks' rushing attack was led by QB KJ Jefferson, who ran for 664 yards. The offensive line also protected the quarterback better in 2021, allowing fewer sacks (30) than in 2020 (34) despite playing three more games.

Center Ricky Stromberg anchored the line, earning second-team All-SEC honors from the Associated Press and third-

team accolades from Phil Steele and PFF. Beaux Limmer was named to PFF's All-SEC Second Team and Phil Steele's fourth team. Following the season Myron Cunningham participated in the East-West Shrine Bowl and NFLPA Bowl. Kennedy's offensive line as a whole was also noticed as a semifinalist for the Joe Moore Award, given annually to the nation's best offensive line.

Kennedy was originally being hired to coach the Razorbacks' tight ends following a brief stint at Southern Miss during the 2020 offseason as the team's run game coordinator and offensive line coach but took over the offensive line for Head Coach Sam Pittman during the summer of 2021.

Kennedy joined Southern Miss head coach Will Hall in Hattiesburg after spending the 2019 and 2020 seasons working with Hall, then Tulane's offensive coordinator, as the Green Wave's offensive line coach. Kennedy helped Tulane establish one of nation's premier rushing offenses, ranking inside the FBS top 20 in each of his two seasons in New Orleans.

In 2020, Tulane scored 32 touchdowns on the ground, tied for seventh-most in the nation, and ranked 17th nationally averaging 217.1 rushing yards per game, leading the American Athletic Conference in rushing for the second straight year. Kennedy helped guide Tulane to its second bowl berth in as many seasons, mentoring offensive linemen Corey Dublin and Sincere Haynesworth to All-AAC Second Team recognition.

The Green Wave produced a school-record 3,162 rushing yards in Kennedy's first season in 2019, ranking second in program history in rushing yards per game (243.2), rushing touchdowns (33) and rushing first downs (166). Nationally, Tulane placed 11th in rushing yards per game and 15th in total rushing yards. Dublin was named All-AAC Honorable Mention at the year's end.

Kennedy spent the 2018 season as a graduate assistant at Georgia, working under Arkansas Head Coach Sam Pittman who was the offensive line coach at UGA. The Bulldogs ran for 238.8 yards per game, the best mark in the SEC and 16th-best nationally, earning a top-10 ranking in the final AP Poll.

From 2016-17, Kennedy served his second stint at West Georgia as offensive line coach. The Wolves ranked inside Division II's top 50 in total offense (418.2), rushing offense (182.8 ypg) and first down offense (283) and registered a 9-4 record. Four of his offensive linemen earned All-Gulf South Conference honors while center Harley Vaughan and tackle Austin Kastl were both named All-Americans.

In 2016, Kennedy worked as Hall's offensive line coach and helped West Georgia to a 7-4 record. Prior to that season, Kennedy was the offensive line coach at UNC Pembroke and assisted the Braves to a 6-4 record, a four-win improvement from the previous season.



As West Georgia's offensive line coach in 2014, the Wolves went 12-4 and advanced to the NCAA quarterfinals. Kennedy oversaw a unit that paved the way for a league-leading 226.6 rushing yards per game (20th nationally) and 34 touchdowns (T-13th nationally).

Kennedy spent 2012-13 as a graduate assistant at West Alabama where he helped lead the Tigers to a pair of Gulf South Conference titles, a postseason appearance and a 17-7 record. The Tigers led the league (18th nationally) in rushing offense (225.1 yards/game) in 2012, and ranked 20th, nationally, in rushing offense in 2013.

Kennedy played offensive line at Southeastern Louisiana from 2008-11 and graduated with a bachelor's degree in physical education. He later earned a master's degree in teaching physical education from West Alabama in 2014.

### THE KENNEDY FILE

Birthplace: Norfolk, Va.

High School: Florence HS - Florence, Ala.

College: Southeastern Louisiana, 2012 B.S. Physical Education; West Alabama, 2014 M. Ed Teaching Physical Education

### COACHING EXPERIENCE

2012-13 West Alabama (Graduate Assistant, Offensive Line)

2014 West Georgia (Offensive Line)

2015 UNC Pembroke (Offensive Line)

2016-17 West Georgia (Offensive Line)

2018 Georgia (Graduate Assistant)

2019-20 Tulane (Offensive Line)

2020 Southern Miss (Run Game Coordinator/Offensive Line)

2021-pres. Arkansas (Offensive Line)

### PLAYING EXPERIENCE

2008-11 Southeastern Louisiana





## FOOTBALL STAFF



**MORGAN  
TURNER**

Tight  
Ends

Veteran tight ends coach Morgan Turner was tabbed by Head Coach Sam Pittman to lead the Razorbacks' tight ends in December 2022.

Turner just finished his 10th season as the tight ends coach for the Stanford Cardinal after spending 13 seasons with the program. During his tenure in Palo Alto, Turner built Stanford into a national brand among tight ends by producing numerous NFL tight ends such as Dalton Schultz (Dallas), Austin Hooper (Tennessee), Coby Fleener, Levine Toilolo, Zach Ertz (Arizona), Kaden Smith and most recently Colby Parkinson (Seattle).

The latest in Turner's long line of productive tight ends is junior Benjamin Yurosek, who caught 49 passes for 445 yards and a touchdown this past season to earn second-team All-Pac-12 honors. Yurosek's 49 receptions were second-most on the Cardinal roster and second-most among all tight ends in the Pac-12. Yurosek's sophomore campaign in 2021 was even better, leading the Cardinal with 658 receiving yards to earn honorable mention All-Pac-12. He averaged 15.3 yards per reception, recorded three games of 90+ yards receiving and hauled in 13 receptions of 20+ yards - all three ranked among the top three tight ends in the Power 5.

Parkinson is the latest of Turner's tight ends to make an impact in the NFL as a fourth-round selection by Seattle in 2020. He was a semifinalist for the Mackey Award - given annually to the nation's top tight end - and earned second-team All-Pac-12 recognition in 2019 after catching 48 passes for 589 yards and a score.

Schultz was a fourth-round pick by the Dallas Cowboys in 2018 after earning All-Pac-12 First Team leading a talented group of tight ends for Stanford in 2017. The unit snagged 12 of the team's 23 touchdown passes that season. Hooper is Turner's most recent All-American, having earned the distinction in 2015 after being named a finalist for the Mackey Award and first-team All-Pac-12 for catching 34 passes for 438 yards and six TDs. The Atlanta Falcons picked him in the third round of the 2016 draft.

In 2012, Turner assisted Ertz in becoming a unanimous All-American, Mackey Award finalist, first-team All-Pac-12 and a second-round pick by the Philadelphia Eagles. Ertz led all FBS tight ends in 2012 in receiving yards (898) and catches (69) to go along with six touchdowns. Along with Toilolo, Stanford tight ends led the nation that season in productivity catching a combined 93 passes for 1,291 yards and 10 touchdowns.



Turner has also displayed the ability to land elite recruits while also developing tight ends. He recruited Parkinson and Schultz, who were four-star tight ends coming out of high school, and molded them into top NFL draft picks. He developed three-star recruits Hooper and Yurosek into All-Pac-12 performers for the Cardinal with Hooper eventually becoming a third-round NFL selection.

Before taking over the tight ends, Turner spent two seasons at Stanford as an offensive assistant and one as a sports performance intern. Prior to Stanford, he coached quarterbacks at Indiana State for one season (2009) after getting his start in coaching at Central (Ill.) High School in 2008 as the team's quarterbacks coach and scout team coordinator.

Turner graduated from Illinois in 2009, earning a bachelor's degree in finance. The Champaign, Ill. native served as a student coach for the Illini football team in 2004 and is the

son of longtime NFL and collegiate head coach Ron Turner.

Turner and his wife, Melissa, have three children, two sons, Nico and Landon, and a daughter, Mia.

### THE TURNER FILE

Birthdate: August 27, 1985  
College: Illinois, 2009 B.S. Finance  
Family: Wife - Melissa; Sons - Nico and Landon;  
Daughter - Mia

#### COACHING EXPERIENCE

2009 Indiana State (Quarterbacks)  
2010 Stanford (Sports Performance Intern)  
2011-12 Stanford (Offensive Assistant)  
2013-22 Stanford (Tight Ends)  
2023-pres. Arkansas (Tight Ends)





## FOOTBALL STAFF



**DERON  
WILSON**

Secondary

Deron Wilson is in his first season working with the Arkansas secondary.

Wilson joined the Razorbacks' staff after serving one season at Florida as a quality control analyst working with the Gators' cornerbacks. In his lone season in The Swamp, Wilson worked alongside cornerbacks coach Corey Raymond to improve sophomores Jaydon Hill and Jalen Kimber, who each intercepted passes last season. Hill led the Gators with two interceptions, including a pick-six against Missouri.

Prior to joining the staff at Florida, Wilson spent two seasons as the defensive coordinator at McNeese (2020-21). He was named the Cowboys' interim defensive coordinator a week prior to the spring season opener against Tarleton State. The Pokes played seven games in the spring of 2021 following the canceled 2020 season due to the COVID-19 pandemic. Wilson's secondary improved during the spring season, allowing 35 fewer yards passing compared to 2019. The defense improved even more during the Cowboys' fall 2021 season, giving up fewer points per game, rushing yards per game, passing yards per game and points per game. Defensive lineman Isaiah Chambers was named the Southland Conference's Defensive Player of the Year and joined defensive lineman Mason Kinsey, linebacker Kordell Williams and defensive back Andre Sam as the Cowboys placed four defenders on the All-Southland Conference first team.

Wilson coached at UTSA for four seasons, spending the final two as the Roadrunners' cornerbacks coach after starting as a graduate assistant. In Wilson's first season leading the unit, the Roadrunners' cornerbacks added to the team's 19 turnovers with seven of the team's nine interceptions. Cassius Grady matched the UTSA single-season record with four interceptions and finished with 45 tackles. Clayton Johnson picked off a pair of passes despite missing the final five games while Teddrick McGhee added one interception despite playing in just six games.

UTSA boasted one of the nation's top defenses in 2017, as the Roadrunners led Conference USA in seven different statistical categories and ranked in the Top 10 among all Football Bowl Subdivision teams in five. UTSA held eight of its 11 opponents to under 300 yards of total offense, including a school-record 149 yards in a 51-17 win over Southern, and five teams to less than 100 yards rushing, highlighted by a program-record 37 yards at Texas State in a 44-14 win.



During his time as a graduate assistant, Wilson helped tutor a secondary that saw three players – Michael Egwuagu, Nate Gaines and Jordan Moore – earn All-Conference USA honors as the Roadrunners earned bowl eligibility in to back-to-back seasons.

Wilson was a standout cornerback at Southern Miss from 2010-12 and a Jim Thorpe Award Preseason Watch List honoree before an ankle injury sidelined him for his senior season in 2013. He helped lead the Golden Eagles to consecutive bowl games while starting 39 straight games. He finished his career with 171 tackles and eight interceptions, including four returned for touchdowns.

He was a Phil Steele Freshman All-American and earned C-USA All-Freshman Team and second-team all-conference accolades in 2010 after registering 35 tackles, three interceptions, 12 pass breakups, one blocked punt and a pair of defensive scores. As a sophomore, he helped the Golden Eagles to a C-USA title making 75 tackles with four interceptions and a team-best 17 passes defended to earn second-team all-league honors from Phil Steele.

Wilson earned a degree in interdisciplinary studies from Southern Miss in May 2013.

The New Orleans, La. native starred at O. Perry Walker HS

earning all-district honors three times and all-area twice while being ranked as the No. 44 player in the state as a senior in 2008.

He is married to Paige Alexander and has twin children – a son, Deron Kadeem Wilson II, and a daughter, Dakota Marie Wilson.

### THE WILSON FILE

Birthdate: July 31, 1990

College: Southern Miss, 2013 B.S. Interdisciplinary Studies

Family: Wife – Paige Alexander; Children – twins  
Deron Kadeem Wilson II (son), Dakota Marie Wilson (daughter)

### COACHING EXPERIENCE

2016-17 UTSA (Graduate Assistant/Defense)

2018-19 UTSA (Cornerbacks)

2020-21 McNeese (Defensive Coordinator)

2022 Florida (Quality Control/CBs)

2023-pres. Arkansas (Secondary)

### PLAYING EXPERIENCE

2010-12 Southern Miss





## FOOTBALL STAFF



### BEN SOWDERS

Director of Strength  
& Conditioning

Ben Sowders is in his first season leading the Razorbacks' strength and conditioning program as the Director of Strength & Conditioning.

Sowders comes to Arkansas after spending the 2022 season at Louisville as the Director of Strength & Conditioning for the Cardinals. This past season the Cardinals went 7-5 and earned a spot in the Fenway Bowl.

Sowders worked with Pittman at Georgia during the 2018-19 seasons - Sowders' first of four seasons with the Bulldogs. As the Assistant Director of Strength & Conditioning, he worked with 20 student-athletes that went onto play in the NFL while also helping the Dawgs to the 2022 National Championship and three trips to the SEC Championship Game.

Prior to his time at Georgia, the Bowling Green, Ky. Native spent one season at McNeese State as the Director of Strength & Conditioning. The Cowboys posted a 9-2 record in his lone season in Lake Charles, La. Sowders spent two seasons at Georgia Tech (2015-16) after two seasons at Gardner-Webb, where he was responsible for the training of the Bulldogs' 21 Division I programs.

His first full-time collegiate position was at Southern Miss, where he led the strength and conditioning efforts for the Golden Eagles' men's and women's basketball, volleyball and softball programs while assisting with football. Prior to his time in Hattiesburg, Miss., He fulfilled a six-month internship at Alabama, where he worked with the Crimson Tide's football, volleyball, tennis and rowing teams.



Sowders earned his start in strength and conditioning as a Facility Coordinator and Head Strength & Speed coach at D1 Sports Training in Nashville, Tenn. While at D1 Sports, he worked with numerous NFL players, including Steve Smith, Jerome Bettis, Donovan McNabb and Kyle Vanden Bosch.

He earned his bachelor's degree in exercise science from Western Kentucky in December 2008 after playing for the Hilltoppers as a linebacker. Sowders began his career as a walk-on before earning a scholarship and becoming a two-year starter. As a senior in 2008, he recorded 47 tackles with 2.5 tackles for loss for the Hilltoppers and added 29 tackles and 3.0 tackles for loss as a junior in 2007.

He received his master's degree in recreation and sport administration in August of 2010 from WKU. He is a member of the Collegiate Strength and Conditioning Coaches Association (CSCCa), a Certified Strength and Conditioning Specialist (CSCS) and certified by USA Weightlifting.

Sowders is married to the former Shelbee Rodgers and the couple has one daughter, Gibson.

### THE SOWDERS FILE

Birthdate: Dec. 20, 1985

College: Western Kentucky, 2008 B.S. Exercise Science; 2010 M.S. Recreation and Sport Administration

Family: Wife - Shelbee Rodgers; Daughter - Gibson

### COACHING EXPERIENCE

2012-13 Southern Miss (Assistant Strength & Conditioning Coach)

2013-14 Gardner-Webb (Director of Strength & Conditioning)

2015-16 Georgia Tech (Assistant Director of Player Development)

2017 McNeese State (Director of Strength & Conditioning)

2018-21 Georgia (Assistant Director of Strength & Conditioning)

2022 Louisville (Director of Strength & Conditioning)

2023-pres. Arkansas (Director of Strength & Conditioning)

### PLAYING EXPERIENCE

2005-08 Western Kentucky





## FOOTBALL STAFF



**AURMON  
SACHELL**

Senior Associate Director  
of Strength & Conditioning

Aurmon Satchell joined the Arkansas staff as the team's Senior Associate Director of Strength & Conditioning in December 2022.

Satchell spent one year at Louisville as an associate strength coach working with Ben Sowders, who was the Director of Strength & Conditioning for the Cardinals. Prior to Louisville, Satchell was at the University of New Mexico, where he served as the director of athletic performance beginning in 2016. While at UNM, he oversaw all aspects of the athletic performance department for the Lobos, and supervising six assistant performance coaches.

Satchell previously worked on the football strength and conditioning staffs at South Carolina (2012-16 and 2009-11) and Indiana (2011-12). He also spent two years working at Minnesota. Outside the weight room, Satchell spent time volunteering at the Lowry Family Center mentoring at risk youth.

A 2007 graduate of the University of Texas, Satchell was a four-year member of the Longhorn football team as a linebacker.







## SUPPORT STAFF



**PATRICK DOHERTY**  
Football Chief  
of Staff



**AMANDA GILPIN**  
Director of  
Football  
Operations



**IZZY DUNN**  
Football  
Operations  
Coordinator



**TREY FITCH**  
Graduate  
Assistant/  
Football  
Operations



**DANNY WHEELER**  
Director of  
Player  
Development



**NEIL HARRELL**  
Assistant  
Director of  
Player  
Development



**JASDEEP GREWAL**  
Graduate  
Assistant/  
Player  
Development



**RYAN GEARHART**  
Associate  
Director of  
Strength &  
Conditioning



**RODNEY HILL**  
Assistant Director  
of Strength &  
Conditioning  
Sports Science



**TRE THOMAS**  
Assistant  
Director of  
Strength &  
Conditioning



**BROOKS GILLERLAIN**  
Director  
of Football  
Nutrition



**TOMMY MCCHESNEY**  
Strength &  
Conditioning



**SEAN FOGARTY**  
Senior  
Offensive  
Quality Control




**KELVIN GREEN**  
Senior  
Defensive  
Quality Control



**DEREK KIEF**  
Senior  
Offensive  
Quality Control



**JAKE TRUMP**  
Senior  
Defensive  
Quality Control



**NICK MATTHEWS**  
Defensive  
Quality Control



**DE'VION WARREN**  
Offensive  
Quality Control



**DAN SABOCK**  
Special Teams  
Analyst



**BRANSON DAVIS**  
Graduate  
Assistant/  
Defense



**HT FOUNTAIN**  
Graduate  
Assistant/  
Special Teams



**TYRONE HOPPER**  
Graduate  
Assistant/  
Defense



**WILL KENNEDY**  
Graduate  
Assistant/  
Offense



**BRIAN OVERTON**  
Director of  
Personnel



**JOVON HUBBARD**  
Assistant  
Director of  
Personnel



**CHARLIE WILLIAMS**  
Director of  
Football  
Management/  
NFL Liaison



**HANNA AXENE-SORENSEN**  
Director of  
Football  
Relations



**SIERRA GRIFFIN**  
Director of  
Recruiting



**COLIN MACDONALD**  
Director of  
Creative Media



**JOSH MINDEMANN**  
Senior Graphic  
Designer



**JP SINUK**  
Creative Media



**JACOB TEPP**  
Director of  
Football Video



**IAN BREWER**  
Assistant  
Director of  
Football Video



**BAILEY SARKISIAN**  
Graduate  
Assistant/Video



**DAVE POLANSKI**  
Associate  
Director of  
Sports Medicine



**DESTINEE COLE**  
Assistant  
Athletic Trainer



**TAMARIA HIBBLER**  
Associate  
Athletic Trainer



**KYLE WINIGER**  
Assistant  
Athletic Trainer



**CHRIS COOVER**  
Assistant  
Athletic Trainer



**SAM STARLING**  
Graduate  
Assistant/  
Athletic  
Training



**DALTON WITHROW**  
Director  
of Football  
Equipment  
Operations



**MATT SAUCIER**  
Assistant  
Football  
Equipment  
Manager



**DANIEL BEAVERS**  
Graduate  
Assistant/  
Football  
Equipment





## 2023 ROSTER

### ALPHABETICAL ROSTER

NO.	NAME	POSITION
19	Rykar Acebo	QB
2	Andrew Armstrong	WR
23	Isaiah Augustave	RB
22	Jezreel Bachert	RB
37	Devin Bale	P
5	Cameron Ball	DL
89	Nathan Bax	TE
87	Kamron Bibby	WR
11	LaDarrius Bishop	DB
10	Anthony Booker Jr.	DL
43	Brooks Both	LB
29	AJ Brathwaite Jr.	DB
78	Joshua Braun	OL
16	Jaylon Braxton	DB
17	Tyrone Broden	WR
74	Luke Brown	OL
71	Brock Burns	OL
50	Cole Carson	OL
9	Taurean Carter	DL
72	Andrew Chamblee	OL
4	Malik Chavis	DB
17	Hudson Clark	DB
21	Emmanuel Crawford	RB
53	Ty'Kieast Crawford	OL
6	Jacolby Criswell	QB
84	Marlon Crockett	WR
36	Jordan Crook	LB
0	Nico Davillier	DL
23	Carson Dean	LB
88	Davion Dozier	WR
7	Rashod Dubinion	RB
80	Shamar Easter	TE
73	Brooks Edmonson	OL
31	Max Fletcher	P
28	Blake Ford	K
26	Christian Ford	DB
10	Cade Fortin	QB
95	Ian Geffrard	DL
86	Kalil Girault	WR
0	AJ Green	RB
3	Antonio Grier	LB
50	Eric Gregory	DB
30	Var'Keyes Gumms	TE
66	Kai Hamilton	OL
15	Chris Harris	WR
76	E'Marion Harris	OL
33	Dylan Hasz	DB
9	Luke Hasz	TE
59	Eli Henderson	OL
44	Kaden Henley	LB
94	Jon Hill	DL
55	JJ Hollingsworth	DL
40	Landon Jackson	DL
83	Dazmin James	WR
99	Kaleb James	DL
7	Trajan Jeffcoat	DL
1	KJ Jefferson	QB
20	Dominique Johnson	RB
8	Jayden Johnson	DB
1	Lorando Johnson	DB
14	RJ Johnson	DB
49	Luke Johnston	TE
30	Ethan Joseph	DB
75	Patrick Kutas	OL

### NUMERICAL ROSTER

NO.	NAME	POS	HT	WT	CL	EXP
0	Nico Davillier	DL	6-4	273	So.	1L
0	AJ Green	RB	5-11	205	Jr.	2L
1	KJ Jefferson	QB	6-3	246	R-Sr.	3L
1	Lorando Johnson	DB	6-0	195	R-Jr.	TR
2	Andrew Armstrong	WR	6-4	201	R-Sr.	TR
2	Dwight McGlothern	DB	6-2	190	Sr.	1L
3	Antonio Grier	LB	6-1	228	*R-Sr.	TR
3	Malachi Singleton	QB	6-1	232	Fr.	HS
4	Malik Chavis	DB	6-2	195	R-Sr.	3L
4	Isaac TeSlaa	WR	6-4	214	Sr.	TR
5	Cameron Ball	DL	6-5	311	R-So.	1L
5	Raheim Sanders	RB	6-2	237	Jr.	2L
6	Jacolby Criswell	QB	6-1	224	R-Jr.	TR
6	John Morgan III	DL	6-2	273	*R-Sr.	TR
7	Rashod Dubinion	RB	5-10	213	So.	1L
7	Trajan Jeffcoat	DL	6-4	280	*R-Sr.	TR
8	Jayden Johnson	DB	6-2	206	Jr.	2L
8	Ty Washington	TE	6-4	244	R-Fr.	RS
9	Taurean Carter	DL	6-3	295	R-Sr.	2L
9	Luke Hasz	TE	6-3	226	Fr.	HS
10	Anthony Booker Jr.	DL	6-4	320	R-Sr.	TR
10	Cade Fortin	QB	6-3	215	*R-Sr.	1L
11	LaDarrius Bishop	DB	6-0	182	*R-Sr.	4L
11	Sam Mbake	WR	6-3	203	So.	1L
13	Alfahiym Walcott	DB	6-2	215	*Sr.	TR
13	Jaedon Wilson	WR	6-3	178	R-So.	1L
14	RJ Johnson	DB	6-2	172	Fr.	HS
14	Bryce Stephens	WR	6-0	175	R-So.	1L
15	Chris Harris	WR	5-10	184	R-Jr.	SQ
15	Jaheim Singletary	DB	6-2	170	R-Fr.	TR
16	Jaylon Braxton	DB	6-0	184	Fr.	HS
16	Isaiah Sategna	WR	5-11	178	R-Fr.	RS
17	Tyrone Broden	WR	6-7	197	R-Sr.	TR
17	Hudson Clark	DB	6-2	185	R-Sr.	3L
18	TJ Metcalf	DB	6-1	200	Fr.	HS
18	Chris Rhodes	WR	6-0	183	R-So.	TR
19	Rykar Acebo	QB	6-4	192	R-Fr.	RS
19	Dallas Young	DB	6-0	197	Fr.	HS
20	Dominique Johnson	RB	6-1	253	R-Jr.	2L
20	Alex Sanford	LB	6-1	230	Fr.	HS
21	Emmanuel Crawford	RB	5-10	175	Fr.	HS
21	Jaylen Lewis	DB	6-0	189	R-Fr.	RS
22	Jezreel Bachert	RB	6-1	212	R-Fr.	HS
22	Brad Spence	LB	6-2	240	Fr.	HS
23	Isaiah Augustave	RB	6-2	205	Fr.	HS
23	Carson Dean	LB	6-4	232	Fr.	HS
24	Quincey McAdoo	DB	6-2	187	So.	1L
25	Kee'yon Stewart	DB	6-0	185	R-Sr.	TR
26	Christian Ford	DB	6-0	185	Fr.	HS
27	Chris Paul Jr.	LB	6-1	230	R-So.	1L
28	Blake Ford	K	6-1	224	R-Fr.	RS
28	Jaheim Thomas	LB	6-4	245	R-Jr.	TR
29	AJ Brathwaite Jr.	DB	6-0	190	*R-Sr.	TR
29	Cam Little	K/P	6-2	181	Jr.	2L
30	Var'keyes Gumms	TE	6-3	230	R-So.	TR
30	Ethan Joseph	DB	6-2	203	R-Fr.	RS
30	Ashton Ngo	LS	5-11	224	Jr.	TR
31	Max Fletcher	P	6-5	176	So.	1L
31	Courtney Snelling	DB	5-11	163	R-Sr.	SQ
32	Landon Phipps	DB	6-0	187	R-Fr.	RS
33	Dylan Hasz	DB	5-11	184	Fr.	HS
34	Jabrae Shaw	DB	5-10	195	Fr.	HS
34	Hunter Talley	TE	6-4	234	R-Fr.	RS
35	Mani Powell	LB	6-3	230	So.	1L

### HOMETOWN (HIGH SCHOOL/PREVIOUS SCHOOL)

Maumelle, Ark. (Maumelle HS)
Tulsa, Okla. (Union HS)
Sardis, Miss. (North Panola HS)
Lancaster, Texas (Lancaster HS/Baylor)
Dallas, Texas (Bishop Dunne HS/TAMUC)
Houston, Texas (Klein Oak HS/LSU)
Atlanta, Ga. (Mays HS/USF)
Kennesaw, Ga. (North Cobb HS)
Rison, Ark. (Rison HS)
Hudsonville, Mich. (Unity Christian/Hillsdale)
Atlanta, Ga. (Tri-Cities HS)
Rockledge, Fla. (Rockledge HS)
Morrilton, Ark. (Morrilton HS/UNC)
Upper Marlboro, Md. (DeMatha Catholic HS/Pitt)
Ellenwood, Ga. (Cedar Grove HS)
Columbia, S.C. (Irmo HS/Missouri)
Cedartown, Ga. (Cedartown HS)
Leesburg, Ga. (Lee County HS)
Mansfield, Texas (Mansfield Legacy HS)
Bixby, Okla. (Bixby HS)
Cincinnati, Ohio (Winton Woods HS/Maryland)
Suwanee, Ga. (North Gwinnett HS/USF)
Ashdown, Ark. (Ashdown HS)
Kennesaw, Ga. (North Cobb HS)
Wilmington, N.C. (Laney HS/Baylor)
DeSoto, Texas (DeSoto HS)
Locust Grove, Ga. (Eagles Landing Christian)
Oklahoma City, Okla. (John Marshall HS)
Dumas, Ark. (Dumas HS)
Jacksonville, Fla. (Riverside HS/Georgia)
Frisco, Texas (Lone Star HS)
Fayetteville, Ark. (Fayetteville HS)
Detroit, Mich. (West Bloomfield HS/BGSU)
Dallas, Texas (Highland Park HS)
Birmingham, Ala. (Pinson Valley HS)
Independence, Mo. (Truman HS/Butler CC)
Jonesboro, Ark. (Jonesboro HS)
Gardendale, Ala. (Gardendale HS)
Crowley, Texas (Crowley HS)
Oxford, Miss. (Oxford HS)
Grove, Okla. (Grove HS)
Brownsville, Tenn. (Haywood HS)
Big Sandy, Texas (Big Sandy HS)
Houston, Texas (Klein Forest HS)
Naples, Fla. (Naples HS)
Frisco, Texas (Hebron HS)
Clarendon, Ark. (Clarendon HS)
Houston, Texas (North Shore HS/TCU)
McKinney, Texas (McKinney HS)
Cordele, Ga. (Crisp County HS)
Arlington, Texas (Lamar HS)
Cincinnati, Ohio (Princeton HS/Cincinnati)
Miami, Fla. (Central HS/WKU)
Moore, Okla. (Southmoore HS)
Houston, Texas (Dekaney HS/North Texas)
Alpharetta, Ga. (King's Ridge Christian)
Andover, Kan. (Andover HS/Hutchinson CC)
Melbourne, Australia (ProKick Australia)
Little Rock, Ark. (Joe T. Robinson HS)
Springdale, Ark. (Springdale HS)
Bixby, Okla. (Bixby HS)
Pine Bluff, Ark. (Mills HS)
Siloam Springs, Ark. (Siloam Springs HS)
Fayetteville, Ark. (Fayetteville HS)





## 2023 ROSTER

### ALPHABETICAL ROSTER

NO.	NAME	POSITION
39	Tyler Larco	K/P
47	Maddox Lassiter	TE
62	Brady Latham	OL
46	Owen Lawson	P
21	Jaylen Lewis	DB
55	Beaux Limmer	OL
29	Cam Little	K/P
37	Devoncy Maloy	DB
51	Devon Manuel	OL
11	Sam Mbake	WR
24	Quincey McAdoo	DB
39	Aidan McCowan	DB
2	Dwight McGlothorn	DB
18	TJ Metcalf	DB
90	Marcus Miller	DL
6	John Morgan III	DL
82	Kaylon Morris	WR
30	Ashton Ngo	LS
70	Paris Patterson	OL
27	Chris Paul Jr.	LB
85	Jace Petty	WR
32	Landon Phipps	DB
49	John Paul Pickens	DB
38	Anton Pierce	DB
35	Mani Powell	LB
18	Chris Rhodes	WR
97	Quincy Rhodes Jr.	DL
42	Keivie Rose	DL
5	Raheim Sanders	RB
20	Alex Sanford	LB
16	Isaiah Sategna	WR
57	Mason Schueck	LB
52	Max Schmidly	LS
34	Jabrae Shaw	DB
60	Payton Simpson	OL
44	Francis Sherman	TE
15	Jaheim Singletary	DB
3	Malachi Singleton	QB
65	Aaron Smith	OL
31	Courtney Snelling	DB
22	Brad Spence	LB
48	Eli Stein	LS
14	Bryce Stephens	WR
58	Jashaud Stewart	DL
25	Kee'yon Stewart	DB
67	Josh Street	OL
54	Joey Su'a	OL
34	Hunter Talley	TE
4	Isaac TeSlaa	WR
28	Jaheim Thomas	LB
41	Kyle Thompson	DL
79	Tommy Varhall	OL
13	Alfahiym Walcott	DB
8	Ty Washington	TE
47	Braylon Watson	DB
45	Sladen Webb	DB
63	Terry Wells	OL
52	Donovan Whitten	LB
56	Amaury Wiggins	OL
56	Zach Williams	DL
13	Jaedon Wilson	WR
19	Dallas Young	DB

### NUMERICAL ROSTER

NO.	NAME	POS	HT	WT	CL	EXP
36	Jordan Crook	LB	6-0	223	So.	1L
37	Devin Bale	P	6-3	216	Jr.	TR
37	Devoncy Maloy	DB	5-9	150	R-Sr.	HS
38	Anton Pierce	DB	6-2	205	Fr.	HS
39	Tyler Larco	K/P	5-9	155	R-Jr.	TR
39	Aidan McCowan	DB	5-10	155	R-Fr.	HS
40	Landon Jackson	DL	6-7	269	Jr.	1L
41	Kyle Thompson	DL	6-3	267	R-Fr.	RS
42	Keivie Rose	DL	6-3	303	R-Sr.	TR
43	Brooks Both	LB	6-0	230	R-Jr.	1L
44	Kaden Henley	LB	6-2	228	R-Fr.	RS
44	Francis Sherman	TE	6-3	234	Sr.	TR
45	Sladen Webb	DB	5-8	165	R-Jr.	HS
46	Owen Lawson	P	6-3	186	R-Jr.	TR
47	Maddox Lassiter	TE	6-3	232	Fr.	HS
47	Braylon Watson	DB	6-2	203	R-Fr.	RS
48	Eli Stein	LS	6-3	234	So.	1L
49	Luke Johnston	TE	6-5	235	Fr.	HS
49	John Paul Pickens	DB	6-0	185	R-Fr.	RS
50	Cole Carson	OL	6-5	303	R-So.	SQ
50	Eric Gregory	DL	6-4	307	R-Sr.	3L
51	Devon Manuel	OL	6-9	310	R-So.	1L
52	Max Schmidly	LS	6-3	200	Fr.	HS
52	Donovan Whitten	LB	6-3	220	Fr.	HS
53	Ty'Kieast Crawford	OL	6-5	317	Sr.	2L
54	Joey Su'a	OL	6-4	347	Fr.	HS
55	JJ Hollingsworth	DL	6-3	271	R-Fr.	RS
55	Beaux Limmer	OL	6-5	306	R-Sr.	3L
56	Amaury Wiggins	OL	6-3	310	R-So.	TR
56	Zach Williams	DL	6-4	256	*Sr.	4L
57	Mason Schueck	LB	6-2	219	R-Fr.	RS
58	Jashaud Stewart	DL	6-2	249	Sr.	3L
59	Eli Henderson	OL	6-4	293	R-Fr.	RS
60	Payton Simpson	OL	6-4	339	R-Jr.	SQ
62	Brady Latham	OL	6-5	310	R-Sr.	3L
63	Terry Wells	OL	6-5	306	R-So.	SQ
65	Aaron Smith	OL	6-6	260	Fr.	HS
66	Kai Hamilton	OL	6-4	303	R-Fr.	RS
67	Josh Street	OL	6-6	308	R-So.	1L
70	Paris Patterson	OL	6-6	361	Fr.	HS
71	Brock Burns	OL	6-4	288	R-Fr.	RS
72	Andrew Chamblee	OL	6-6	303	R-Fr.	RS
73	Brooks Edmonson	OL	6-4	311	R-Fr.	RS
74	Luke Brown	OL	6-6	313	Fr.	HS
75	Patrick Kutas	OL	6-5	303	So.	1L
76	E'Marion Harris	OL	6-7	297	R-Fr.	RS
78	Joshua Braun	OL	6-6	341	R-Jr.	TR
79	Tommy Varhall	OL	6-8	326	R-So.	TR
80	Shamar Easter	TE	6-5	230	Fr.	HS
82	Kaylon Morris	WR	6-2	185	Fr.	HS
83	Dazmin James	WR	6-2	185	Fr.	HS
84	Marlon Crockett	WR	6-4	206	R-So.	TR
85	Jace Petty	WR	5-8	163	R-Fr.	HS
86	Kalil Girault	WR	6-0	185	R-So.	SQ
87	Kamron Bibby	WR	6-2	183	R-Fr.	RS
88	Davion Dozier	WR	6-4	195	Fr.	HS
89	Nathan Bax	TE	6-4	252	*R-Sr.	3L
90	Marcus Miller	DL	6-5	306	R-Sr.	3L
94	Jon Hill	DL	6-5	250	R-So.	SQ
95	Ian Geffrard	DL	6-5	370	Fr.	HS
97	Quincy Rhodes Jr.	DL	6-6	250	Fr.	HS
99	Kaleb James	DL	6-4	260	Fr.	HS

### HOMETOWN (HIGH SCHOOL/PREVIOUS SCHOOL)

Duncanville, Texas (Duncanville HS)
La Jolla, Calif. (La Jolla HS/Northern Colorado)
Prosper, Texas (Prosper HS)
Little Rock, Ark. (Mills HS)
Miami, Fla. (Miami Palmetto HS/UT Martin)
Frisco, Texas (Frisco Independence HS)
Texarkana, Texas (Pleasant Grove HS/LSU)
Aledo, Texas (Aledo HS)
Henderson, Texas (Henderson HS/La. Tech)
Harrison, Ark. (Harrison HS)
Springdale, Ark. (Shiloh Christian Academy)
Bay Village, Ohio (Bay HS/Louisville)
Marion, Ark. (Marion HS)
Kansas City, Mo. (Rockhurst HS/Coffeyville CC)
Warren, Ark. (Warren HS)
Malvern, Ark. (Malvern HS)
Cambridge, Wisc. (Cambridge HS)
Addison, Texas (Trinity Christian Academy)
Jonesboro, Ark. (Jonesboro HS)
Bogata, Texas (Rivercrest HS)
Memphis, Tenn. (IMG Academy)
Sunset, La. (Beau Chene HS)
Charlotte, N.C. (Myers Park HS)
Arkadelphia, Ark. (Arkadelphia HS)
Carthage, Texas (Carthage HS/Charlotte)
Bentonville, Ark. (Bentonville HS)
Greenland, Ark. (Greenland HS)
Tyler, Texas (Tyler Lee HS)
Pensacola, Fla. (Pine Forrest HS/Coffeyville CC)
Little Rock, Ark. (Joe T. Robinson HS)
Little Rock, Ark. (Pulaski Academy)
Jonesboro, Ark. (Jonesboro HS)
Duncan, S.C. (Byrnes HS)
Bentonville, Ark. (Bentonville HS)
Jenks, Okla. (Jenks HS)
Parkin, Ark. (Wynne HS)
Conway, Ark. (Conway HS)
Hope, Ark. (Hope HS)
Bentonville, Ark. (Bentonville HS)
East St. Louis, Ill. (East St. Louis HS)
Ozark, Ark. (Ozark HS)
Maumelle, Ark. (Maumelle HS)
Bryant, Ark. (Bryant HS)
Paris, Tenn. (Paris HS)
Memphis, Tenn. (Christian Brothers HS)
Little Rock, Ark. (Joe T. Robinson HS)
Live Oak, Fla. (Suwanee HS/Florida)
Overland Park, Kan. (IMG Academy/Maryland)
Ashdown, Ark. (Ashdown HS)
Fayetteville, Ark. (Fayetteville HS)
Clayton, N.C. (Clayton HS)
Searcy, Ark. (Cabot HS/Memphis)
Frisco, Texas (Frisco Independence HS)
Haslet, Texas (Eaton HS)
El Dorado, Ark. (El Dorado HS)
Moody, Ala. (Moody HS)
Jefferson City, Mo. (Helias Catholic HS/III. St.)
Warren, Ark. (Warren HS)
Dumas, Ark. (Dumas HS)
Mableton, Ga. (Whitefield Academy)
North Little Rock, Ark. (N. Little Rock HS)
Mansfield, Texas (Mansfield HS)

Roster by Class: Senior - 29 / Junior - 18 / Sophomore - 24 / Freshman - 55





## RETURNING PLAYERS



### #19 RYKAR ACEBO

QB | 6-4 | 192 | R-Fr. | RS  
Jonesboro, Ark. (Jonesboro HS)

#### 2022 FIRST-YEAR SEC ACADEMIC HONOR ROLL

**2022 (FRESHMAN):** Redshirted in his first year on campus.

**HIGH SCHOOL:** Played at Jonesboro HS where he threw for 3,058 yards on 209 of 311 passing with 39 touchdowns as a senior ... Helped lead the Golden Hurricane to the 6A quarterfinals of the state playoffs in 2021 ... Played with fellow freshman John Paul Pickens at Jonesboro HS and joins JHS alumni Jashaud Stewart and Marco Avant on the Arkansas roster ... Also a highly regarded pitcher and shortstop, ranked as the 24th overall prospect and 11th-best pitcher in the state of Arkansas.



### #5 CAMERON BALL

DL | 6-5 | 311 | R-So. | 1L  
Atlanta, Ga. (Tri-Cities HS)

**2022 (REDSHIRT FRESHMAN):** Saw action in all 13 games, including his first career start vs. Kansas in the AutoZone Liberty Bowl (Dec. 28) ... Made a pair of stops, including a solo tackle, in the season opener vs. Cincinnati (Sept. 3) ... Recorded two tackles in win over South Carolina (Sept. 10) ... Racked up two tackles for third straight game in Missouri State (Sept. 17) victory ... Made one stop vs. Alabama (Oct. 1) ... Collected a career-best five tackles at Mississippi State (Oct. 8) ... Notched his first tackle for loss at BYU (Oct. 15) as part of a three-tackle afternoon ... At Auburn (Oct. 29) made two tackles ... Recorded two tackles, including a half tackle for loss, against Liberty (Nov. 5) ... Produced four stops vs. LSU (Nov. 12) ... Made two solo tackles and three total to go with a quarterback hurry in win over Ole Miss (Nov. 19) ... Recorded two stops at Missouri (Nov. 25) ... Made three tackles, including his first career sack, to go with a forced fumble in Liberty Bowl victory over Kansas.



**2021 (FRESHMAN):** Redshirt season ... Played in two games ... Made collegiate debut against Georgia Southern (Sept. 18) ... Notched his first career tackle against UAPB (Oct. 23).

**HIGH SCHOOL:** Rated a consensus three-star prospect by 247Sports, Rivals and ESPN ... Ranked the No. 35 defensive tackle in his class by Rivals ... Rated the No. 29 overall player in Georgia by 247Sports ... Played for head coach Cuevas Dargan at Tri-Cities High School ... Played in six games as a senior making 42 tackles with 6.0 tackles for loss and 4.0 sacks ... Also broke up three passes, recovered two fumbles and forced one fumble ... As a junior played in six games, making 30 tackles with 3.0 tackles for loss and 2.0 sacks ... Also recovered one fumble and forced two fumbles ... **CHOSE ARKANSAS OVER:** Arizona State, Georgia Tech, Duke, Minnesota, Boston College and others.

**PERSONAL:** Born Feb. 19, 2003.

#### CAREER DEFENSIVE STATS

	GP/GS	UA	A	TOTAL	TFL	SACK	FF/FR	INT	QBH	PD
2021	2/0	0	1	1	0.0	0.0	0/0	0	1	0
2022	13/1	9	22	31	2.5	1.0	1/0	0	1	0
<b>TOTAL</b>	<b>15/1</b>	<b>9</b>	<b>23</b>	<b>32</b>	<b>2.5</b>	<b>1.0</b>	<b>1/0</b>	<b>0</b>	<b>2</b>	<b>0</b>



### #89 NATHAN BAX

TE | 6-4 | 252 | \*R-Sr. | 3L  
Jefferson City, Mo. (Helias Catholic HS/III. St.)

#### 2021 FALL SEC ACADEMIC HONOR ROLL

#### 2020 FALL SEC ACADEMIC HONOR ROLL

**2022 (REDSHIRT SENIOR):** Saw his most action as a Razorback, playing in 11 games and earned his first career start against Kansas in the AutoZone Liberty Bowl (Dec. 28) ... Recorded three receptions for 16 yards for the season ... Caught his first career pass against Texas A&M (Sept. 24) for no gain ... Followed up with a catch for five yards against Alabama (Oct. 1) ... Caught one pass for 11 yards in Liberty Bowl victory over Kansas.

**2021 (REDSHIRT JUNIOR):** Played in 12 games ... Did not record any statistics ... According to Pro Football Focus, saw action in 65 special teams snaps and 18 offensive snaps.

**2020 (REDSHIRT SOPHOMORE):** Played in nine games, predominately on special teams ... Registered four tackles (two solo) all on special teams ... Made a tackle in four games against Ole Miss (Oct. 17), Texas A&M (Oct. 31), LSU (Nov. 21) and Alabama (Dec. 12) ... According to Pro Football Focus, played in 141 special teams plays and two offensive plays ... Received a 70.6 season long special teams grade ... Both plays of offensive action came against Alabama.

**2019 (REDSHIRT FRESHMAN):** Walked on at Arkansas but did not see game action.

**2018 (FRESHMAN AT ILLINOIS STATE):** Redshirted during the 2018 season.

**HIGH SCHOOL:** Two-year varsity starter for head coach Tim Rolo at Helias Catholic High School ... Two-way standout as a wide receiver and defensive lineman ... Finished senior season with 23 receptions, averaging 13.8 yards per catch ... On defense, recorded 73 total tackles, 4.5 sacks and 8.0 TFLs ... Earn all-district honors as a junior and senior for his work on the gridiron ... As a junior averaged 30.5 yards per reception and recorded 46 stops on defense, with 3.0 sacks and 13 TFLs ... Was also a standout on the basketball court, earning all-district honors twice and helping Helias to a third-place finish in the state as a sophomore ... Named a team captain for both football and basketball.

**PERSONAL:** Born August 18, 1999, in Jefferson City, Missouri ... Son of Doug and Kimie Bax ... Youngest of four boys ... His brothers, David and Adam, played football at Central





## RETURNING PLAYERS

Missouri and his other brother, Ryan, played basketball at Benedictine ... Member of the honor roll every semester and named the Rotary Student of the Month ... Earned the Carl Vogel Award for academic excellence.

### CAREER RECEIVING STATS

	GP/GS	REC	YDS	AVG	TD	LNG
2020	9/0	0	0	0.0	0	-
2021	12/0	0	0	0.0	0	-
2022	11/1	3	16	5.3	0	11
<b>TOTAL</b>	<b>32/1</b>	<b>3</b>	<b>16</b>	<b>5.3</b>	<b>0</b>	<b>11</b>



### #87 KAMRON BIBBY

WR | 6-2 | 183 | R-Fr. | RS  
El Dorado, Ark. (El Dorado HS)

**2022 (FRESHMAN):** Redshirted in his first season with program as a walk-on.

**PERSONAL:** Born on June 15, 2004.



### #11 LADARRIUS BISHOP

DB | 6-0 | 182 | \*R-Sr. | 4L  
Ashdown, Ark. (Ashdown HS)

**2022 (REDSHIRT SENIOR):** Saw action in only two games before a knee injury ended his season ... Made one tackle against Cincinnati (Sept. 3) and one tackle against South Carolina (Sept. 10) before being injured.

**2021 (REDSHIRT JUNIOR):** Played in 12 games with nine starts at cornerback ... Totaled 15 tackles and three pass breakups ... Started first five games ... According to Pro Football Focus, played 548 snaps ... Recorded at least one tackle in eight games ... Made one assisted tackle in win over Rice (Sept. 4) ... Registered two tackles and a pass breakup in win against Texas (Sept. 11) ... Finished with two tackles in win over Texas A&M (Sept. 25) ... Totaled one assisted stop at Ole Miss (Oct. 9) ... Logged two tackles and a pass breakup in win over Mississippi State (Nov. 6) ... Made two solo stops in road win at LSU (Nov. 13) ... Carded a season high four tackles at Alabama (Nov. 20) ... Finished with one solo stop and a pass breakup in win against Missouri (Nov. 26).

**2020 (REDSHIRT SOPHOMORE):** Played in all 10 games and made one start at cornerback in the season finale against Alabama (Dec. 12) ... Logged 17 total tackles (8 solo) with 1.0 tackle for loss and two passes broken up ... Made at least one tackle in each of the first four games of the season, totaling one stop against Georgia (Sept. 26), Ole Miss (Oct. 17) and Texas A&M (Oct. 31) and three in the road win at Mississippi State (Oct. 3) ... Broke up first pass of the year in the win over Tennessee (Nov. 7) and broke up his second pass of the year and made one tackle the following week at Florida (Nov. 14) ... Recorded two tackles against LSU (Nov. 21) and one at Missouri (Dec. 5) ... Concluded the season making his only start of the year and recorded a season-best seven tackles with four solo stops and 1.0 tackle for loss ... Registered a tackle for loss for loss of two yards on third down, forcing a punt ... According to Pro Football Focus, played 233 defensive and 207 special teams snaps ... Posted a season defensive grade of 71.7 and a tackling grade of 81.7.

**2019 (REDSHIRT FRESHMAN):** Played in 10 games, starting three at cornerback for the Razorbacks in 2019 ... Got the starting nod against San Jose State (Sept. 21), Mississippi State (Nov. 2) and at LSU (Nov. 23) ... Totaled 387 plays, according to Pro Football Focus, seeing 267 snaps on defense, with the other 120 coming on Arkansas' various special teams units ... Recorded 22 tackles, 15 solo, with one for loss, breaking up one pass and

recovering a fumble that was returned 25 yards for a touchdown against Colorado State on Sept. 14 ... First career fumble recovery ... Didn't have a tackle until the fourth game of the year, going off for eight solo stops against San Jose State ... Posted his top tackling grade from PFF against the Spartans with a mark of 83.2 ... After one tackle vs. Kentucky (Oct. 12), posted two stops in three-straight games vs. Alabama (Oct. 26), Mississippi State (Nov. 2) and Western Kentucky (Nov. 9), with a tackle for loss against the Hilltoppers ... Tallied seven stops in his final game of the year at LSU on Nov. 23 ... Finished the year with an overall tackling grade of 85.3 from PFF.

**2018 (FRESHMAN):** Played in two games in his first season with the Razorbacks ... saw action against North Texas on Sept. 15 and LSU on Nov. 10 ... Totaled four snaps, three in punt return and one in defensive coverage against a Tiger receiver.

**HIGH SCHOOL:** A four-star recruit according to Rivals ... Rated as the No. 2 player in the state of Arkansas and the No. 28 cornerback in the nation by Rivals ... Three-star prospect by ESPN and 247Sports ... Rated by 247Sports Composite rankings as the No. 5 player in the state and No. 49 cornerback nationally ... Ranked as the No. 69 cornerback nationally by ESPN ... Played in the Offense-Defense All-American Bowl in New Orleans on Dec. 29 ... Clocked under 4.4 in the 40-yard dash ... As senior, rushed for 249 yards and three TDs on just 25 carries ... Added 29 receptions for 485 yards and five touchdowns ... Averaged 13.6 yards per touch on offense ... Had nine tackles and two interceptions on defense ... As a junior, registered 36 tackles, one INT and five pass breakups ... Added 406 receiving yards and four TDs to go along with 136 rushing yards and one TD ... **CHOSE ARKANSAS OVER:** Florida, Mississippi State, Oklahoma State, Baylor, Memphis, Purdue, Illinois, Iowa State and others.

**PERSONAL:** Born August 12, 2000 ... Cousin of former Razorback Montaric Brown.

### CAREER DEFENSIVE STATS

	GP/GS	UA	A	TOTAL	TFL	SACK	FF/FR	INT	QBH	PD
2018	2/0	0	0	0	0.0	0.0	0/0	0	0	0
2019	10/3	15	7	22	1.0	0.0	0/1	0	0	1
2020	10/1	8	9	17	1.0	0.0	0/0	0	0	2
2021	12/9	8	7	15	0.0	0.0	0/0	0	0	3
2022	2/0	1	1	2	0.0	0.0	0/0	0	0	0
<b>TOTAL</b>	<b>36/13</b>	<b>32</b>	<b>24</b>	<b>56</b>	<b>2.0</b>	<b>0.0</b>	<b>0/1</b>	<b>0</b>	<b>0</b>	<b>6</b>

### CAREER KICK RETURN STATS

	NO.	YDS	TD	LG	AVG/R
2018	0	0	0	0	0.0
2019	0	0	0	0	0.0
2020	0	0	0	0	0.0
2021	6	144	0	42	24.0
2022	0	0	0	0	0.0
<b>TOTAL</b>	<b>6</b>	<b>144</b>	<b>0</b>	<b>42</b>	<b>24.0</b>



### #43 BROOKS BOTH

LB | 6-0 | 230 | R-Jr. | 1L  
Harrison, Ark. (Harrison HS)

### 2021 FALL SEC ACADEMIC HONOR ROLL

**2022 (REDSHIRT SOPHOMORE):** Played in nine games for his first collegiate action ... Contributed on special teams but did not record any statistics.

**2021 (REDSHIRT FRESHMAN):** Did not appear in any games in 2021.

**2020 (FRESHMAN):** Redshirted and did not play in any games in 2020.





## RETURNING PLAYERS

**HIGH SCHOOL:** Three-year varsity letter winner at Harrison High School for head coach Joel Wells as a linebacker and fullback ... Named 2019 Farm Bureau Insurance Arkansas 5A Defensive Player of the Year... Selected to the 2019 Arkansas Sports Media High School Football Super Team, which is comprised of the best 27 seniors from across the state ... Played in 37 games over three seasons for the Goblins ... Comes from a winning culture at Harrison, which amassed a 32-6 record over his three seasons and qualified for the state playoffs each year ... Named a captain and served as the signal caller defensively from his linebacker position while contributing offensively as a reliable blocking fullback ... Finished high school career with 330 total tackles and 10.0 sacks ... As a senior made 88 total tackles (47 solo, 41 asst.) with 4.5 tackles for loss, 2.5 sacks, one forced fumble and one fumble recovery in 12 games played ... Offensively, carried the ball eight times for 67 yards (8.4 ypc) and scored one touchdown while making one reception out of the backfield and contributing 38 kickoff return yards ... In junior campaign posted 124 total tackles (50 solo, 74 asst.) over 13 games while adding 6.5 tackles for loss, 4.5 sacks and one fumble recovery ... As a fullback rushed 20 times for 142 yards (7.1 ypc), scored four touchdowns and hauled in two catches for 59 yards ... As a sophomore registered 124 total tackles (56 solo, 53 asst.) in 12 games while adding 4.0 tackles for loss and 3.0 sacks ... Ran the ball four times for 57 yards (14.3 ypc) and scored a touchdown ... In his high school debut as a sophomore, recorded 16 tackles against Mountain Home ... The following week scampered for a career-best 50-yard touchdown run versus Siloam Springs ... As a junior, part of a Goblins squad that captured the 5A-West Conference Championship, finished the regular season 10-0 and reached the semifinals of the state playoffs ... Recognized for his contributions in a win over Huntsville by garnering Brandon Burlsworth Foundation Player of Game honors ... During senior season named Brandon Burlsworth Foundation Player of the Game for his contributions against Siloam Springs ... Also a member of the Harrison track and field team competing in discus and shotput.

**PERSONAL:** Born Oct. 15, 2001 ... One of the strongest Razorbacks on the team, squatting 625 pounds.



### #71 BROCK BURNS

OL | 6-4 | 288 | R-Fr. | RS  
Ozark, Ark. (Ozark HS)

**2022 (FRESHMAN):** Redshirted during his first season at Arkansas.

**HIGH SCHOOL:** Starred at Ozark HS helping the Hillbillies go 8-3 during the 2021 season as the team's primary left tackle as a three-year starter ... Ranked the No. 25 player in the state of Arkansas for the 2022 class according to 247Sports ... Recorded 36 pancake blocks and graded out at 98% as a senior ... Originally committed to Kansas as a scholarship player but chose Arkansas as a preferred walk-on.

**PERSONAL:** Born on Nov. 21, 2002.



### #50 COLE CARSON

OL | 6-5 | 303 | R-So. | SO  
Bogata, Texas (Rivercrest HS)

**2022 FALL SEC ACADEMIC HONOR ROLL**  
**2021 FIRST-YEAR SEC ACADEMIC HONOR ROLL**

**2022 (REDSHIRT FRESHMAN):** Did not see game action in his second season.

**2021 (FRESHMAN):** Redshirted and did not appear in any games in 2021.

**HIGH SCHOOL:** Consensus three-star prospect by 247Sports, Rivals and ESPN ... Rated the No. 45 offensive tackle in his class by Rivals ... Ranked the No. 77 player in Texas by 247Sports ... Played both offensive and defensive tackle for head coach Lance Connot at Rivercrest High School ... As a senior, played on a 7-4 Rivercrest team that reached the second round of the playoffs ... His junior season, helped Rivercrest to an 11-2 record and third round playoff appearance ... Also earned first-team all-district recognition as a junior ... co-owns a 400-acre ranch with his grandfather ... **CHOSE ARKANSAS OVER:** Auburn, Vanderbilt, Ole Miss, Baylor, Colorado, Duke and others.

**PERSONAL:** Born June 10, 2003.



### #9 TAUREAN CARTER

DL | 6-3 | 295 | R-Sr. | 2L  
Mansfield, Texas (Mansfield Legacy HS)

**2020, 2021, 2022 FALL SEC ACADEMIC HONOR ROLL**

**2022 (REDSHIRT JUNIOR):** Missed the entire season after enduring a knee injury near the end of spring practice.

**2021 (REDSHIRT SOPHOMORE):** Appeared in all 13 games totaling 24 tackles, three tackles for loss, one sack and one pass break-up ... Registered five games with multiple tackles ... According to Pro Football Focus, played in 262 snaps with 244 at defensive line and 18 on special teams ... Made a career high six tackles and 0.5 tackles for loss in season opening win over Rice (Sept. 4) ... Made one assisted stop and broke up one pass in win against Texas (Sept. 11) ... Collected four tackles in victory versus Georgia Southern (Sept. 18) ... Recorded one stop in win over Texas A&M (Sept. 25) ... Made two stops against Georgia (Oct. 2) ... Filed one assisted stop at Ole Miss (Oct. 09) ... Logged one solo stop against Auburn (Oct. 16) ... Finished with three tackles in win over UAPB (Oct. 23) ... Made first career sack in road victory over LSU (Nov. 13) ... Totaled one tackle for loss at Alabama (Nov. 20) ... Posted three assisted stops in win against Missouri (Nov. 26).

**2020 (REDSHIRT FRESHMAN):** Played in eight games and made one start against LSU (Nov. 21) ... Totaled 11 tackles (four solo) and one pass broken up ... Made two stops in the season opener and broke up a pass against Georgia (Sept. 26) ... Had one tackle at Texas A&M (Oct. 31) ... Totaled a career-high three tackles in the win against Tennessee (Nov. 7) ... Wrapped up one tackle at Florida (Nov. 14) ... Tied career-high with three stops against LSU (Nov. 21) ... Registered one tackle in the season finale against Alabama (Dec. 12) ... According to Pro Football Focus, played in 155 defensive and 10 special teams snaps ... Posted a season-best defensive game grade of 71.1 against Georgia ... Recorded three games with a tackling grade over 70.

**2019 (FRESHMAN):** Did not play during the 2019 season.

**HIGH SCHOOL:** Three-star prospect by Rivals, 247Sports and ESPN ... Rated as the No. 30 defensive tackle in the country by Rivals ... Ranked No. 51 overall in the state of Texas by 247Sports ... Four-year varsity letterwinner at Mansfield Legacy High School in Mansfield, Texas ... Tallied 28 total tackles, eight for loss with four sacks, 15 quarterback hurries and a forced fumble in 2018 ... Invited to play in the Offense-Defense All-American Bowl on Dec. 31 ... Racked up 63 total tackles, 38 solo, with 14 for loss as a junior in 2017 ... Posted seven sacks with a forced fumble, helping the Broncos to a 10-3 overall record and a berth in the Texas High School Football 5A-II semifinals ... Had 66 tackles, 39 solo, with six for loss, all sacks, and seven QBH as a sophomore on the 11-3 state quarterfinal Mansfield Legacy squad ... **CHOSE ARKANSAS OVER:** Florida, Michigan State, Oklahoma State, Purdue, TCU, Texas, Texas Tech, Wisconsin and others.

**PERSONAL:** Taurean Carter (tour-ee-an) ... Born March 5, 2001 ... Son of Chantal Brown and Taurean Carter Sr. ... Has four siblings, Z'Kharyah, Anthony, Don and Natilya ... Bench pressed 430 pounds during the offseason, second-best on the squad.





## RETURNING PLAYERS

### CAREER DEFENSIVE STATS

	GP/GS	UA	A	TOTAL	TFL	SACK	FF/FR	INT	QBH	PD
2020	8/1	4	7	11	0.0	0.0	0/0	0	0	1
2021	13/0	6	18	24	3.0	1.0	0/0	0	0	1
2022 - Did not play (injured)										
<b>TOTAL</b>	<b>21/1</b>	<b>10</b>	<b>25</b>	<b>35</b>	<b>3.0</b>	<b>1.0</b>	<b>0/0</b>	<b>0</b>	<b>0</b>	<b>2</b>



### #72 ANDREW CHAMBLEE

OL | 6-6 | 303 | R-Fr. | RS  
Maumelle, Ark. (Maumelle HS)

**2022 (FRESHMAN):** Redshirted in his first season at Arkansas.

**HIGH SCHOOL:** Enrolled early and participated in spring practices ... Rated a four-star prospect by 247Sports and ESPN and a three-star prospect by Rivals ... Ranked the No. 2 player in Arkansas and No. 17 offensive tackle in the country according to 247Sports ... Played offensive line for Kirk Horton at Maumelle High School ... High school teammates with fellow classmate Nico Davillier ... Member of ESPN's 300 ... Named a 2022 All-American and an All-American Bowl participant for his performance as a senior ... Earned a 91.9 grade as a senior with 22.5 pancake blocks, 27.5 knockdowns and 10 drive blocks ... As a junior started at left tackle for a team that went 6-4 and qualified for the playoffs ... In his sophomore season, helped Maumelle to an 8-3 record and playoff appearance ... **CHOSE ARKANSAS OVER:** Auburn, Florida, Michigan State, Ole Miss, Penn State, Tennessee and others.

**PERSONAL:** Son of Jonathan and Sheri Chamblee ... Has two brothers, Tristan and Gabriel ... Born June 17, 2004.



### #4 MALIK CHAVIS

DB | 6-2 | 195 | R-Sr. | 3L  
Rison, Ark. (Rison HS)

### 2020 FALL SEC ACADEMIC HONOR ROLL

**2022 (REDSHIRT JUNIOR):** Started six games and played in 12 games, making 15 tackles ... Recorded his first tackle of the season with a solo stop against Missouri State (Sept. 17) ... Made one tackle against Texas A&M (Sept. 24) and added one against Alabama (Oct. 1) ... Matched his career-best with four tackles at Mississippi State (Oct. 8) ... Recorded one tackle at BYU (Oct. 15) ... Notched three tackles vs. Liberty (Nov. 5) ... Logged one stop in win over Ole Miss (Nov. 19) ... Picked up a pair of solo stops at Missouri (Nov. 25) ... Made one tackle in AutoZone Liberty Bowl victory vs. Kansas (Dec. 28).

**2021 (REDSHIRT SOPHOMORE):** Played in 11 games with two starts ... Finished with 14 tackles, including eight solo stops, and one interception ... According to Pro Football Focus, played in 344 snaps with 198 on special teams and 146 on defense ... Collected first tackle of the season against Rice (Sept. 4) ... Totaled one assisted tackle against Texas A&M (Sept. 25) ... Charted one solo stop against Ole Miss (Oct. 9) ... Snagged his first career interception in win over UAPB (Oct. 23) ... Carded a career-high four tackles against Mississippi State (Nov. 6) ... Finished with two solo stops and played a season-high 51 snaps at LSU (Nov. 13) ... Tied his career high with four tackles at Alabama (Nov. 20) ... Recorded one tackle against Penn State (Jan. 1) in the Outback Bowl.

**2020 (REDSHIRT FRESHMAN):** Played in seven games, registering one tackle ... Saw action in two games on defense against Florida (Nov. 14) and Missouri (Dec. 5) ... Recorded only tackle of the season against Florida ... Played a season-high 36 defensive snaps against Missouri ... According to Pro Football Focus, played 39 defensive and 49 special teams snaps ... Posted a 61.3 season defensive grade.

**2019 (FRESHMAN):** Played in two games for the Razorbacks in 2019, seeing time against Mississippi State (Nov. 2) and Western Kentucky (Nov. 9) ... Totaled 38 plays as a freshman, seeing 21 lined up defensively and 17 on Arkansas' various special teams units, according to Pro Football Focus ... Recorded two tackles, with a solo stop against the Bulldogs.

**HIGH SCHOOL:** Three-star prospect by Rivals, 247Sports and ESPN ... No. 7 overall recruit in the state of Arkansas by Rivals and ESPN ... Four-year varsity football letterwinner at Rison High School in Rison, Arkansas ... Also lettered in basketball, baseball and track & field ... Played on both sides of the ball as a defensive back and running back ... Recorded 46 tackles, one for loss, along with six pass breakups ... Rushed for 939 yards on 91 carries, scoring 11 touch-downs on the ground and two via TD receptions ... Helped the Wildcats to a 14-1 overall record, with the only loss of the season coming in the Arkansas state 3A semifinal on Dec. 1 ... Totaled 29 tackles and two interceptions as a junior, while rushing for 998 yards and 14 touchdowns and hauling in 13 passes for 201 yards and two touchdowns through the air ... **CHOSE ARKANSAS OVER:** Memphis and others.

**PERSONAL:** Born Sept. 25, 2000 ... Son of Pamela and Johnny Chavis ... Has one sibling, Aliyah.

### CAREER DEFENSIVE STATS

	GP/GS	UA	A	TOTAL	TFL	SACK	FF/FR	INT	QBH	PD
2019	2/0	1	1	2	0.0	0.0	0/0	0	0	0
2020	7/0	1	0	1	0.0	0.0	0/0	0	0	0
2021	11/2	8	6	14	0.0	0.0	0/0	1	0	0
2022	12/6	7	8	15	0.0	0.0	0/0	0	0	0
<b>TOTAL</b>	<b>32/8</b>	<b>17</b>	<b>15</b>	<b>32</b>	<b>0.0</b>	<b>0.0</b>	<b>0/0</b>	<b>1</b>	<b>0</b>	<b>0</b>





## RETURNING PLAYERS



### #17 HUDSON CLARK

DB | 6-2 | 185 | R-Sr. | 3L  
Dallas, Texas (Highland Park HS)

**2023 NFF HAMPSHIRE HONOR SOCIETY MEMBER**  
**2022 FIRST-TEAM ALL-SEC (USA TODAY)**  
**2022 BURLSWORTH TROPHY NOMINEE**  
**2022 JIM THORPE AWARD PLAYER OF THE WEEK**  
**2022 FALL DEAN'S LIST - WALTON COLLEGE OF BUSINESS**  
**2020 SEC FRESHMAN OF THE WEEK**  
**2020 JIM THORPE AWARD PLAYER OF THE WEEK**  
**2020, 2021, 2022 FALL SEC ACADEMIC HONOR ROLL**

**2022 (REDSHIRT JUNIOR):** Posted career bests in games (13), starts (10) and tackles (67) while seeing playing time and starting in multiple positions in the secondary while earning first-team All-SEC honors from USA Today ... Former walk-on nominated for Burlsworth Trophy ... His 67 tackles ranked fourth on the team with his 11 pass breakups leading the team ... His two forced fumbles and two fumble recoveries were tied for the team lead ... Made three tackles, forced a fumble and broke up a pass in season-opening win over Cincinnati (Sept. 3) ... Recovered a fumble and made three tackles with pass breakup in win over South Carolina (Sept. 10) ... Broke up a pass and made one tackle vs. Texas A&M (Sept. 24) ... Recorded his first tackle for loss of the season against Alabama (Oct. 1) to go with three stops and a forced fumble ... Saw his first significant action at safety at Mississippi State (Oct. 18), making eight tackles and break up three passes ... Enjoyed a monster performance in win at BYU (Oct. 15), earning SEC Defensive Player of the Week and Paycom Jim Thorpe Award Player of the Week honors after recording a career-best 11 tackles, recovering a fumble and picking off a pass to set up a touchdown before halftime ... Made four tackles, including one for loss, in win at Auburn (Oct. 29) ... Recorded seven tackles vs. Liberty (Nov. 5) ... Broke up a pair of passes and made nine tackles vs. LSU (Nov. 12) ... Notched eight stops in win over Ole Miss (Nov. 19) ... Logged a career-best two tackles for loss as part of his four stops at Missouri (Nov. 25) ... Made four tackles in AutoZone Liberty Bowl victory vs. Kansas (Dec. 28).

**2021 (REDSHIRT SOPHOMORE):** Played in 12 games with four starts ... Finished with 22 tackles, one tackle for loss and one pass breakup ... According to Pro Football Focus, played in 545 snaps with 392 on defense and 153 on special teams ... Recorded nine games with at least one tackle ... Totaled five games with multiple tackles ... Recorded one assisted stop in win over Texas (Sept. 11) ... Logged one solo tackle in win against Texas A&M (Sept. 25) ... Registered two stops at Georgia (Oct. 2) ... Made one solo tackle at Ole Miss (Oct. 9) ... Logged first start of the season against Auburn, filing three tackles against the Tigers (Oct. 16) ... Carded his second game of the season with three tackles in win over Mississippi State (Nov. 6) ... Recorded one solo stop in road victory at LSU (Nov. 13) ... Tied his career high in tackles with seven and a tackle for loss in win over Missouri (Nov. 26) ... Finished with three tackles and a pass breakup in Outback Bowl win against Penn State (Jan. 1).

**2020 (REDSHIRT FRESHMAN):** Played in eight games and made seven starts at cornerback as a walk-on ... Team's fifth-leading tackler, posting 47 stops (32 solo) and tied for the team lead making three interceptions ... Tied for fifth on the team breaking up three passes ... Saw his first collegiate action in the win at Mississippi State (Oct. 3), playing 49 snaps and making two tackles ... Earned his first career start the following week at Auburn (Oct. 10), making seven tackles, all solo, with a pass broken up ... Turned in a career performance against Ole Miss (Oct. 17), registering five tackles and three interceptions in the win ... He tied the school record for second-most picks in a single-game and tied for third in the SEC record book ... First freshman in Arkansas history to intercept three passes in the same game and first SEC freshman since Mississippi State's Darren Williams in 2003 against Troy ... Earned SEC co-Freshman of the Week, Jim Thorpe Award Player of the Week and PFF College MVP for his performance against the Rebels ... Registered nine tackles at Texas A&M (Oct. 31), wrapping up seven solo stops ... Broke up his second pass of the year and made three tackles in the win over Tennessee (Nov. 7) ... Logged seven tackles at Florida (Nov. 14) ... Totaled first double-digit tackle game, making a career-high 10 stops

with his first career tackle for loss at Missouri (Dec. 5) ... Did not play in the season finale against Alabama (Dec. 12) ... During the season, head coach Sam Pittman announced on SEC Network that Clark will receive a scholarship in January ... According to Pro Football Focus, saw action in 592 defensive and 53 special teams snaps ... Recorded a season-high defensive grade of 81.7 against Ole Miss.

**2019 (FRESHMAN):** Did not play during the 2019 season.

**HIGH SCHOOL:** Four-year letterwinner at Highland Park High School in Dallas, Texas, winning three 5A state championships ... First team all-state selection as a senior and first team all-district all-district as a senior and junior ... 31-1 as a varsity starter for his career, losing only his first start ... Tabbed academic all-state in 2015 and 2016 ... Team captain as a senior for the Scots, helping the team to a spotless 16-0 record and the program's third consecutive 5A State Championship ... Finished the year with 40 tackles, 31 solo, three for loss and nine interceptions ... Earned Dave Campbell's Texas Football Player to Watch and Dallas Morning News Player of the Week in senior season ... Posted 55 total stops as a junior in 2017, with 46 unassisted, along with 14 passes defended, two interceptions, two fumbles re-covered and a fumble forced, pushing Highland Park to a 15-1 overall mark ... A three-sport athlete, also lettering in basketball and track and field as a junior and senior.

**PERSONAL:** Born Feb. 17, 2001 ... Son of Travis and Jennifer Clark, both graduates of the University of Arkansas ... Dad, Travis, works for the Dallas Cowboys as Senior Director of Suites & Events ... Grandfather, Ronnie Clark, is in the Arkansas High School Coaches Association Hall of Fame after a 27-year tenure as head football coach of Berryville ... Graduated Magna Cum Laude in the Fall of 2022 with a degree in finance and a minor in marketing ... Pursuing his MBA in finance at the Walton College of Business.

### CAREER DEFENSIVE STATS

	GP/GS	UA	A	TOTAL	TFL	SACK	FF/FR	INT	QBH	PD
2020	8/7	32	15	47	1.0	0.0	0/0	3	0	3
2021	12/4	9	13	22	1.0	0.0	0/0	0	0	1
2022	13/10	33	34	67	4.0	0.0	2/2	1	0	11
<b>TOTAL</b>	<b>33/21</b>	<b>74</b>	<b>62</b>	<b>136</b>	<b>6.0</b>	<b>0.0</b>	<b>2/2</b>	<b>4</b>	<b>0</b>	<b>15</b>







## RETURNING PLAYERS



### #53 TY'KIEAST CRAWFORD

OL | 6-5 | 317 | Sr. | 2L  
Carthage, Texas (Carthage HS/Charlotte)

**2022 (JUNIOR):** Played in 10 games, including two starts (LSU, Kansas) ... Saw action on the offensive line and also special teams ... According to Pro Football Focus, played 114 snaps on the offensive line and 51 more on special teams ... Allowed two sacks over 47 pass plays (1 vs. LSU, 1 vs. Missouri) ... Helped pave the way for the running game to rush for 3,077 yards (10th-most in school history) and gain 6,128 total yards (2nd-most in school history).

**2021 (SOPHOMORE):** Appeared in all 13 games, primarily on special teams and at right tackle ... According to Pro Football Focus, played 107 total snaps during the season with 72 on special teams and 35 at right tackle ... Recorded a season-high 29 snaps, including 22 at right tackle, in win over Mississippi State (Nov. 6).

**2020 (FRESHMAN AT CHARLOTTE):** Played his first season at Charlotte, playing in six games and started three on the 49ers the offensive line ... Saw all of his action at right tackle, playing 151 snaps, according to Pro Football Focus ... Did not allow a sack on 55 pass blocking plays ... Turned in a season-high pass blocking grade of 76.5 against Duke.

**HIGH SCHOOL:** Four-star prospect by ESPN.com, 247Sports and Rivals.com ... Had a reported 19 Power 5 scholarship offers ... 247Sports ranks him as the 19th-best offensive tackle in the country ... Carthage went 16-0 and won the 4A D1 state championship with a 42-28 victory over La Vega in his senior season ... In his junior year, the Bulldogs were 14-1 and won their region in the state playoffs to reach the state's 4A D1 semifinals.

**PERSONAL:** Born March 19, 2001 ... Parents are Lakeshia Watts and Derrick Jones ... Has a sister, Aaliyah Fagan ... Enjoys music and watching Hulu.



### #36 JORDAN CROOK

LB | 6-0 | 223 | So. | 1L  
Duncanville, Texas (Duncanville HS)

#### 2022 FIRST-YEAR SEC ACADEMIC HONOR ROLL

**2022 (FRESHMAN):** Played in all 13 games in his first season, including starting at linebacker in the AutoZone Liberty Bowl vs. Kansas (Dec. 28) ... Accounted for 12 tackles, including a half tackle for loss, with a quarterback hurry ... Made his first career tackle in win over South Carolina (Sept. 10), making a pair of stops ... Logged one tackle at Mississippi State (Oct. 8) ... Came up with a pair of solo tackles in win at Auburn (Oct. 29) ... Saved his best for last, recorded a career-high seven tackles with a half tackle for loss in his first career start in Liberty Bowl victory over Kansas.

**HIGH SCHOOL:** A consensus three-star prospect according to 247Sports, Rivals and ESPN ... Rated the No. 56 player in Texas and No. 10 inside linebacker in the country by Rivals ... Named the No. 9 player in the Dallas Morning News' Top 50 area recruits for the Class of 2022 ... Will appear in the state championship for a 13-win Duncanville team ... Logged 98 tackles with 10.5 tackles for loss, 4.5 sacks, two passes broken up, three forced fumbles and three interceptions with two touchdown returns ... As a junior recorded 93 tackles, 7.0 tackles for loss, 6.0 sacks and three interceptions, returning two of his picks for touchdowns ... Named to The Dallas Morning News all-area first team ... Helped Duncanville to a 10-2 record and a state semifinal appearance ... CHOSE ARKANSAS OVER: Oklahoma State, Missouri, Baylor, Nebraska, Michigan and others.

**PERSONAL:** Son of Joe and Wuan Crook ... Has one sister, Taylor ... Born October 31, 2003.

#### CAREER DEFENSIVE STATS

	GP/GS	UA	A	TOTAL	TFL	SACK	FF/FR	INT	QBH	PD
2022	13/1	8	4	12	0.5	0.0	0/0	0	1	0
TOTAL	13/1	8	4	12	0.5	0.0	0/0	0	1	0



### #0 NICO DAVILLIER

DL | 6-4 | 273 | So. | 1L  
Maumelle, Ark. (Maumelle HS)

**2022 (FRESHMAN):** Played in 12 games as a true freshman but did not record any stats ... Saw his most action on special teams (66 snaps according to Pro Football Focus) while also earning time on the defensive line.

**HIGH SCHOOL:** Rated a four-star prospect by Rivals and a three-star prospect by 247Sports and ESPN ... Rated the No. 4 player in Arkansas and No. 22 strongside defensive end by Rivals ... Played on the offensive line for Kirk Horton at Maumelle High School ... Also saw action as a wildcat quarterback for the Hornets ... Posted 74 tackles with 26.0 tackles for loss, 2.0 sacks, 15 quarterback hurries, three forced fumbles and one pass broken up in his senior season ... As a junior, made 39 tackles, 10.0 tackles for loss, 3.0 sacks and one forced fumble ... Started on the defensive line as a sophomore and helped the team to an 8-3 record and state playoff appearance ... Also played basketball at Maumelle, averaging 10.6 points and 6.2 rebounds per game for a team that reached the state title game ... CHOSE ARKANSAS OVER: Nebraska, Oklahoma, Georgia, Auburn and others.

**PERSONAL:** Originally from New Orleans, La. ... Son of Patrick and Veronica Davillier ... Has three sisters, Latoya, Epiphany and Gimyrh, and two brothers, Patrick III and Anthony ... Born Jan. 1, 2004.





## RETURNING PLAYERS



### #7 RASHOD DUBINION

RB | 5-10 | 213 | So. | 1L  
Ellenwood, Ga. (Cedar Grove HS)

**2022 (FRESHMAN):** Played in all 13 games as a true freshman, starting the AutoZone Liberty Bowl victory over Kansas (Dec. 28) ... Ran for 293 yards (fourth on the team) and five touchdowns (third-most on team) on 71 carries ... Added 12 catches for 108 yards and a score ... Made his collegiate debut in win over Cincinnati (Sept. 3) with two carries for 16 yards and a reception for 29 yards ... Carried the ball eight times for 15 yards and his first career touchdown, a one-yard run in win vs. South Carolina (Sept. 10) ... Ran for five yards on two carries in victory vs. Missouri State (Sept. 17) ... Ran for 17 yards on two carries vs. Texas A&M (Sept. 24) ... Gained 10 yards on four carries and hauled in one pass for 14 yards vs. Alabama (Oct. 1) ... Ran for a then career-best 28 yards on seven carries at Mississippi State (Oct. 8) ... Caught a career-best four passes for 40 yards and his first career receiving touchdown in win at BYU (Oct. 15), adding 16 yards rushing on four carries ... Scored twice on just five carries and 11 yards in win at Auburn (Oct. 29) ... Ran for 40 yards on six carries in win vs. Ole Miss (Nov. 19) ... Gained 26 yards on six carries at Missouri (Nov. 25) ... Produced his best game of the season in win over Kansas, running for 112 yards and two touchdowns on 20 carries to go with three receptions for 19 yards.

**HIGH SCHOOL:** Enrolled early at Arkansas and participated in spring practices ... Rated a four-star prospect by Rivals and a three-star prospect by 247Sports and ESPN ... The No. 37 player in Georgia and No. 21 athlete in the nation according to 247Sports ... Played for head coach John Adams at Cedar Grove High School ... Won a state championship, helping the team to a 12-3 record as a senior ... Ran 180 times for 1,565 yards (8.7 ypc) and 22 touchdowns and added 10 catches for 149 yards (14.9 ypc) with a touchdown ... Contributed three kick-off returns for 205 yards (68.3 ypr) and a touchdown ... As a junior rushed 72 times for 536 yards (7.4 ypc) and nine touchdowns and caught eight passes for 129 yards (16.1 ypc) and three touchdowns ... As a freshman, played for head coach Jimmy Smith at Cedar Grove, who is now Arkansas' running backs coach ... Totaled 61 rushes for 501 yards (8.2 ypc) and seven touchdowns and returned two punts for touchdowns on a 14-1 team that won the state championship ... **CHOSE ARKANSAS OVER:** Georgia, Baylor, Florida, Auburn, Ole Miss and others.

**PERSONAL:** Son of Byron Scott and Lawanda Dubinion, has two brothers, Jaquez and Armond, and two sisters, Arkeyviondra and Neeoriyah ... Born November 12, 2003.

#### CAREER RUSHING STATS

	GP/GS	ATT	YDS	AVG/G	TD	LG
2022	13/1	71	293	22.5	5	26
<b>TOTAL</b>	<b>13/1</b>	<b>71</b>	<b>293</b>	<b>22.5</b>	<b>5</b>	<b>26</b>

#### CAREER RECEIVING STATS

	REC	YDS	AVG	TD	LNG
2022	12	108	9.0	1	29
<b>TOTAL</b>	<b>12</b>	<b>108</b>	<b>9.0</b>	<b>1</b>	<b>29</b>



### #73 BROOKS EDMONSON

OL | 6-4 | 311 | R-Fr. | RS  
Bryant, Ark. (Bryant HS)

#### 2022 FIRST-YEAR SEC ACADEMIC HONOR ROLL

**2022 (FRESHMAN):** Redshirted in his first season as a Razorback.

**HIGH SCHOOL:** Helped pave the way for a potent Bryant offense that led the Hornets to 42 straight wins and four straight Class 7A state titles ... Originally committed to Princeton before accepting preferred walk-on offer with Arkansas ... Blocked for Bryant QB Austin Ledbetter, who is now a pitcher for the Razorbacks.



### #31 MAX FLETCHER

P | 6-5 | 176 | So. | 1L  
Melbourne, Australia (ProKick Australia)

#### 2022 FIRST-YEAR SEC ACADEMIC HONOR ROLL

**2022 (FRESHMAN):** Played in nine games during his first campaign with the Razorbacks, punting 38 times for an average of 37.5 yards ... Booted three punts of 50+ yards, including a career-best 51 yards ... Had 14 of his 38 punts fair caught and 14 inside the 20-yard line ... Punted six times for 231 yards in his collegiate debut, a win over Cincinnati (Sept. 3) and his brother Mason, who punts for the Bearcats ... Three punts for 107 yards vs. South Carolina (Sept. 10) ... Averaged 35.7 yards over three punts against Missouri State (Sept. 17) ... His six punts vs. Texas A&M went for 218 yards (36.3 ypp) ... Career-high eight punts vs. Alabama averaged 42.5 yards ... Punted once at Mississippi State for 25 yards and once vs. LSU for 31 yards ... Four punts for 137 yards (34.3 ypp) in win over Ole Miss (Nov. 19) ... Averaged 37 yards per punt on six punts in win over Kansas in the AutoZone Liberty Bowl (Dec. 28).

**PRIOR TO ARKANSAS:** Rated the No. 5 punter in the national recruiting class by 247Sports ... Product of ProKick Australia in Melbourne, Australia ... Coached by Nathan Chapman and John Smith.

**PERSONAL:** Son of Dustin and Suzanne Fletcher ... Has one brother, Mason ... Father, Dustin, played 23 years of Australian rules football in the Australian Football League, playing all 23 seasons for Essendon Football Club and representing Australia in international competitions ... Brother, Mason, is the starting punter at Cincinnati ... Born October 9, 2002.

#### CAREER PUNTING STATS

	GP/GS	NO.	YARDS	LG	AVG/P	FC	120	50+
2022	9/0	38	1424	51	37.5	14	14	3
<b>TOTAL</b>	<b>9/0</b>	<b>38</b>	<b>1424</b>	<b>51</b>	<b>37.5</b>	<b>14</b>	<b>14</b>	<b>3</b>





## RETURNING PLAYERS



### #28 BLAKE FORD

K | 6-1 | 224 | R-Fr. | RS  
Arlington, Texas (Lamar HS)

#### 2022 FIRST-YEAR SEC ACADEMIC HONOR ROLL

**2022 (FRESHMAN):** Redshirted in his first season at Arkansas.

**HIGH SCHOOL:** Kicked at Arlington Lamar HS where he made nine of 11 field goals with a long of 48 yards... Named Special Teams Player of the Year for District 8-6A in Texas ... Rated a six-star prospect by Chris Sailer Kicking and the No. 12 kicker in the nation ... Played in 2022 All-American Bowl in San Antonio, Texas ... Posted a video on Twitter of himself making a 73-yard field goal during practice.

**PERSONAL:** Born March 23, 2004.



### #10 CADE FORTIN

QB | 6-3 | 215 | \*R-Sr. | 1L  
Suwanee, Ga. (North Gwinnett HS/USF)

#### 2022 FALL SEC ACADEMIC HONOR ROLL

**2022 (REDSHIRT SENIOR):** Played in three games, including a start at Mississippi State (Oct. 8) ... Threw for 135 yards and one touchdown on 14-of-29 passing to go with seven carries for 17 yards ... Saw his first action as a Razorback vs. Alabama (Oct. 1), going 4-for-10 for 35 yards through the air to go with one carry for nine yards ... Started for his third school, getting the nod at Mississippi State where he went 2-for-6 for eight yards ... Came off the bench vs. LSU (Nov. 12) to go 8-for-13 for 92 yards and a score with 17 yards rushing.

**2021 (REDSHIRT JUNIOR AT SOUTH FLORIDA):** Saw action in five games, including two starts ... Completed 12 passes for 91 yards versus Florida (Sept. 11) ... Completed seven passes for 41 yards and ran for 23 more yards on 5 attempts at NC State (Sept. 2) ... Recorded a nine-yard pass versus Temple (Oct. 23) ... Finished 5-for-9 and 42 yards, including a 20-yard long, and a touchdown against Tulane (Nov. 19).

**2020 (REDSHIRT SOPHOMORE):** Saw action in two games (at Cincinnati and vs. Tulsa) and was limited by injury for much of the season ... Completed 4-of-8 passes for 39 yards and ran four times for 39 yards on the year ... Led the offense for a series at Cincinnati and completed 2-of-6 passes for 14 yards ... Had his best performance of the year vs. Tulsa, guiding the Bulls on a touchdown drive that saw him complete 2-of-2 passes for 25 yards and run four times for 39 yards before being knocked out of the game on his final run in the series ... The Bulls completed the 72-yard scoring drive with a touchdown pass.

**2019 (REDSHIRT FRESHMAN AT NORTH CAROLINA):** Entered the transfer portal prior to the start of the season ... Had official visits to Syracuse, Kansas and Vanderbilt before joining USF.

**2018 (FRESHMAN):** Appeared in four games and made two starts as a true freshman, prior to redshirting ... Went 23-of-65 for 388 yards and a touchdown on the year, while rushing for 76 yards and a touchdown on 14 carries ... Saw his first action at East Carolina and went 3-of-6 for 15 yards and added a 17-yard run ... Totaled 97 yards on 10-of-18 passing to go along with 44 yards rushing against Virginia Tech ... Threw for 276 yards and a touchdown versus NC State... also saw action in the Duke game.

**HIGH SCHOOL:** Rated a four-star prospect by ESPN.com, which listed him as the No. 17 player nationally at his position and the No. 39 player in Georgia ... Also was considered the

No. 19 pro-style quarterback and the No. 50 player in Georgia by the 247Sports composite ... Ranked No. 34 at his position and No. 74 in Georgia by Rivals ... Missed most of his senior season due to injury ... During his junior campaign, he threw for 1,841 yards and 16 TDs and ran for 512 yards and three scores while leading the Bulldogs to a state championship victory ... Played in the Georgia Elite All-Star Classic following his junior season...was nominated for the 2018 U.S. Army All-American Bowl prior to his senior year... A 4.0 student in high school ... Coached by Bill Stewart.

**PERSONAL:** Born Feb. 28, 1999 in Atlanta, Ga. ... Son of Troy and Debi Fortin ... Has one brother and two sisters ... His uncle, Roman Fortin, played football at San Diego State and played 12 seasons in the NFL as an offensive lineman with the Chargers, Lions and Falcons ... His cousin, Turner Fortin, played football at Georgia from 2014-18... His sister, Alexa, is a setter on the Georgia volleyball team ... Enjoys playing golf and video games.

#### CAREER PASSING STATS

	GP/GS	COMP	ATT	PCT	YDS	TD	INT	LG
2018 (UNC)	4/0	32	65	49.2	388	1	1	51
2019 (UNC)	0/0	0	0	0.0	0	0	0	0
2020 (USF)	2/0	4	8	50.0	39	0	0	22
2021 (USF)	5/2	25	48	52.1	183	0	2	24
2022	3/1	14	29	48.3	135	1	0	40
<b>TOTAL</b>	<b>14/3</b>	<b>75</b>	<b>150</b>	<b>50.0</b>	<b>745</b>	<b>2</b>	<b>3</b>	<b>51</b>

#### CAREER RUSHING STATS

	ATT	YDS	AVG/G	TD	LG
2018 (UNC)	14	76	19.0	1	76
2019 (UNC)	0	0	0.0	0	0
2020 (USF)	4	39	19.5	0	33
2021 (USF)	9	37	7.4	1	31
2022	7	17	5.7	0	17
<b>TOTAL</b>	<b>34</b>	<b>169</b>	<b>12.1</b>	<b>2</b>	<b>76</b>



### #86 KALIL GIRAULT

WR | 6-0 | 185 | R-So. | SO  
Haslet, Texas (Eaton HS)

**2022 (REDSHIRT FRESHMAN):** Did not see game action during his first season with the team.

**HIGH SCHOOL:** Played football at Eaton HS in Fort Worth, Texas ... Joined the Razorbacks through an open tryout during spring of 2022.

**PERSONAL:** Born May 18, 2003.





## RETURNING PLAYERS



**#0 AJ  
GREEN**

RB | 5-11 | 205 | Jr. | 2L  
Tulsa, Okla. (Union HS)

**2022 (SOPHOMORE):** Played in all 13 games, rushing for a career-best 414 yards on 87 carries with three touchdowns while adding six catches for 75 yards and eight kick returns for 127 yards ... Ran for 18 yards and one kick return for 16 yards in season-opening win over Cincinnati (Sept. 3) ... Carried nine times for 43 yards and his first touchdown of the season in win over South Carolina (Sept. 10) ... Returned a kick 34 yards, his longest of the season, in victory vs. Missouri State (Sept. 17) ... Gained 36 yards on nine carries against Texas A&M (Sept. 24) ... Scored his second TD of the year as part of an 18-yard, five carry game vs. Alabama (Oct. 1) ... Ran for 14 yards on six carries at Mississippi State (Oct. 8) ... Produced 51 rushing yards on 11 carries and 45 yards on a pair of receptions in win at BYU (Oct. 15) ... Carried the ball 10 times for 25 yards in victory at Auburn (Oct. 29) ... Gained 56 yards on six carries and 41 yards on three kick returns vs. Liberty (Nov. 5) ... Ran for 31 yards on seven carries vs. LSU (Nov. 12) ... Had 16 yards on five carries in win over Ole Miss (Nov. 19) ... Notched his first career 100-yard game in AutoZone Liberty Bowl win over Kansas (Dec. 28), running for 101 yards and a touchdown - a 20-yard run - on 13 carries to go with four catches for 30 yards.

**2021 (FRESHMAN):** Appeared in 12 games ... Totaled 227 yards and one touchdown on 47 rushing attempts, averaging 4.8 yards per carry ... Hauled in seven passes for 84 yards and a touchdown, averaging 12.0 yards per catch ... Recorded at least one reception in five games ... Accumulated 458 all-purpose yards during his freshman campaign ... Made his collegiate debut against Texas (Sept. 11), rushing for a career-high 67 yards and a touchdown on seven attempts ... Logged 37 yards on seven carries and caught two passes for 18 yards against Georgia Southern (Sept. 18) ... Had a career-long 48-yard reception, which resulted in his first collegiate receiving touchdown, against Texas A&M (Sept. 25) ... Averaged 4.7 yards per carry on six attempts at Georgia (Oct. 2) ... Rushed three times for 16 yards against Ole Miss (Oct. 9) ... Totaled 12 yards on four rushing attempts against Auburn (Oct. 16) ...

Recorded a career-high nine rushing attempts for 36 yards, including a 29-yard scamper, against UAPB (Oct. 23) ... Tied career high in receptions with two at Alabama (Nov. 20) ... Totaled 26 yards on the ground, including a 17-yard run, on four attempts against Penn State (Jan. 1) in the Outback Bowl.

**HIGH SCHOOL:** Rated a four-star prospect by 247Sports and ESPN and a three-star prospect by Rivals ... Rated the No. 2 player in Oklahoma by 247Sports and No. 3 player in the state by ESPN ... Listed as an athlete by recruiting services ... Slotted in ESPN's Top 300 at No. 188 ... Played running back and cornerback for head coach Kirk Fridrich at Oklahoma power Union High School ... Named 6AII-2's co-MVP ... MaxPreps Preseason Oklahoma all-state ... His senior year rushed for 1,325 yards (7.8 ypc) and 19 touchdowns, leading Union to a state semifinal appearance ... During his senior season, ran for 808 yards and averaged 12.1 yards per carry over a five-game winning streak ... Scored five first half touchdowns (3 rushing, 2 receiving) in a win over Enid High School ... As a junior, rushed for 939 yards and nine touchdowns despite battling injuries ... Also competed in track and field, recording a wind-aided 10.38 time in the 100m dash at the Class 6A state meet as a freshman ... **CHOSE ARKANSAS OVER:** Oklahoma, Oklahoma State, LSU, Baylor, South Carolina, Texas Tech and others.

**PERSONAL:** Born Oct. 23, 2002.

### CAREER RUSHING STATS

	GP/GS	ATT	YDS	AVG/G	TD	LG
2021	12/0	47	227	18.9	1	30
2022	13/0	87	414	31.8	3	35
<b>TOTAL</b>	<b>25/0</b>	<b>134</b>	<b>641</b>	<b>25.6</b>	<b>4</b>	<b>35</b>

### CAREER RECEIVING STATS

	ATT	YDS	AVG/G	TD	LG
2021	7	84	12.0	1	48
2022	6	75	12.5	0	30
<b>TOTAL</b>	<b>13</b>	<b>159</b>	<b>12.3</b>	<b>1</b>	<b>48</b>

### CAREER KICK RETURN STATS

	NO.	YDS	TD	LG	AVG/R
2021	9	147	0	31	16.3
2022	8	127	0	34	15.9
<b>TOTAL</b>	<b>17</b>	<b>274</b>	<b>0</b>	<b>34</b>	<b>16.1</b>







## RETURNING PLAYERS



### #50 ERIC GREGORY

DL | 6-4 | 307 | R-Sr. | 3L  
Memphis, Tenn. (IMG Academy)

**2022 (REDSHIRT JUNIOR):** Started a career-best nine games, playing in all 13 and recording 19 tackles, including four tackles for loss and two sacks ... Earned the start in the season opening win vs. Cincinnati (Sept. 3), recording two quarterback hurries ... Made one tackle in win over South Carolina (Sept. 10) ... Picked up his first sack and two tackles for loss of the season as part of a three-tackle performance vs. Texas A&M (Sept. 24) ... Made three stops vs. Alabama (Oct. 1) ... Registered two tackles and a QB hurry in win at BYU (Oct. 15) ... Had a half tackle for loss as part of a three-tackle game vs. Liberty (Nov. 5) ... Logged his second sack of the season against LSU (Nov. 12) ... Made three tackles, including a half tackle for loss, in win over Ole Miss (Nov. 19) ... Recorded three solo stops at Missouri (Nov. 25).

**2021 (REDSHIRT SOPHOMORE):** Played in all 13 games with three starts ... Recorded 27 tackles with 4.0 tackles for loss ... Posted one sack and three QB hurries ... Carded one pass breakup on the year ... Notched three assisted tackles, including 0.5 tackles for loss, in season opener against Rice (Sept. 4) ... Made two tackles against Texas (Sept. 11) ... Charted a solo stop against Georgia Southern (Sept. 18) ... Turned in a three-tackle effort at Georgia (Oct. 2) ... Totaled three tackles for the second straight week at Ole Miss (Oct. 9) ... Made first start of the season against Auburn (Oct. 16), carding three total tackles for the third consecutive week along with a pass breakup ... Finished with two assisted stops in the win over UAPB (Oct. 23) ... Registered one tackle against Mississippi State (Nov. 6) ... Made second start of the season at LSU (Nov. 13) and recorded a season-high four total tackles ... Accounted for two tackles for loss at Alabama (Nov. 20) ... Accumulated three tackles, including 1.5 tackles for loss, against Penn State (Jan. 1) in Outback Bowl win.

**2020 (REDSHIRT FRESHMAN):** Played in nine games and made seven starts at defensive end ... Totaled 27 tackles and 3.0 tackles for loss ... Led the team with 2.5 sacks and also had one quarterback hurry and one interception ... Made three tackles with his first career quarterback hurry in the season opener against Georgia (Sept. 26) ... Recorded three tackles for the second straight week and tallied first sack of the year in his first career start in the win at Mississippi State (Oct. 3) ... Tallied a career-high six tackles with half-a-sack, recording a stop behind the line for the second week in a row, at Auburn (Oct. 10) ... Registered one tackle against Ole Miss (Oct. 17) and did not record any statistics at Texas A&M (Oct. 31) ... Totaled five tackles and 0.5 tackles for loss in the win over Tennessee (Nov. 7) and recorded his first career interception, picking off QB Harrison Bailey in the fourth quarter ... First interception by an Arkansas defensive lineman since JaMichael Winston in 2013 against Louisiana ... Logged four stops at Florida (Nov. 14) and sacked QB Kyle Trask for a 10-yard loss in the third quarter ... Did not play against LSU (Nov. 21) ... Started the final two games of the year, logging two tackles at Missouri (Dec. 5) and three against Alabama (Dec. 12) ... According to Pro Football Focus, saw action in 396 defensive and 42 special teams plays ... Posted highest defensive game grade of 70.8 against Tennessee ... Totaled five games with tackle grades of 70-plus, with a season-high of 77.1 against Tennessee.

**2019 (FRESHMAN):** Played in two games as a freshman in 2019, appearing against Auburn (Oct. 19) and Mississippi State (Nov. 2) ... Totaled 27 snaps, 25 on the defensive line, according to Pro Football Focus ... Recorded four tackles, with two coming against Auburn and two against Mississippi State.

**HIGH SCHOOL:** Four-star prospect by Rivals and ESPN ... Rated as the No. 32 strongside defensive end in the country and 38th overall player in the state of Florida by Rivals ... Three-year varsity letterwinner, playing his final high school season at IMG Academy in Bradenton, Florida ... Totaled 17 tackles, 10 solo, along with 3.5 tackles for loss, including 1.5 sacks as a senior ... Helped IMG Academy to a 7-1 record in 2018 ... Racked up 56 tackles, 16 for loss, with 12 sacks as a junior at Memphis Central High School in 2017 ... CHOSE ARKANSAS OVER: Auburn, LSU, Mississippi State, Ole Miss, South Carolina, Tennessee, Memphis and others.

**PERSONAL:** Born Sept. 13, 2000 ... Son of Aneesh Wallace ... Has one sibling, Aariona.

### CAREER DEFENSIVE STATS

	GP/GS	UA	A	TOTAL	TFL	SACK	FF/FR	INT	QBH	PD
2019	2/0	1	3	4	0.0	0.0	0/0	0	0	0
2020	9/7	12	15	27	3.0	2.5	0/0	1	1	0
2021	13/3	7	20	27	4.0	1.0	0/0	0	3	1
2022	13/10	8	11	19	4.0	2.0	0/0	0	4	0
<b>TOTAL</b>	<b>37/20</b>	<b>28</b>	<b>49</b>	<b>77</b>	<b>11.0</b>	<b>5.5</b>	<b>0/0</b>	<b>1</b>	<b>8</b>	<b>1</b>



### #66 KAI HAMILTON

OL | 6-4 | 303 | R-Fr. | RS  
Hope, Ark. (Hope HS)

**2022 (FRESHMAN):** Redshirted during his first season at Arkansas.

**HIGH SCHOOL:** Starred up front for the Hope Bobcats recording 74 pancake blocks and allowing only one sack as a senior ... Named an All-State offensive lineman and 5A-South All-Conference team member ... Helped the Bobcats roll up 411 points during the 2021 season.



### #15 CHRIS HARRIS

WR | 5-10 | 184 | R-Jr. | SQ  
Dumas, Ark. (Dumas HS)

**2022 (REDSHIRT SOPHOMORE):** Did not see game action in his third year in the program.

**2021 (REDSHIRT FRESHMAN):** Did not appear in any games in 2021.

**2020 (FRESHMAN):** Did not play in any games and redshirted.

**HIGH SCHOOL:** Three-year varsity letterwinner at Dumas High School ... Primarily played quarterback in high school, but also saw action as a defensive back and kick returner ... Threw for 2,592 yards and 30 touchdowns while producing 2,247 rushing yards and 30 rushing scores over his three-year career ... Played in four games as a senior, completing 29-of-54 passes for 380 yards, five touchdowns and four interceptions ... Also rushed 69 times for 414 yards (6.0 ypc), recording seven touchdowns and a pair of 100+ yard games ... Posted best season as a junior, completing 133-of-208 passes for 1,807 yards, 19 touchdowns and four interceptions while leading the Bobcats to a 12-2 record and Class 4A state semifinal appearance ... Was lethal on the ground, running 191 times for 1,539 yards (8.1 ypc) with eight 100+ yard games and 21 touchdowns ... Threw for a career-high 254 yards against Warren High School on 16-for-24 passing ... Ran for a career-high 240 yards with three touchdowns against Crossett High School and set a career-high of four rushing touchdowns against DeWitt High School ... Named to the Arkansas Democrat-Gazette All-Arkansas Preps second team ... As a sophomore completed 31-of-52 passes for 405 yards, six touchdowns and three interceptions and also ran for 294 yards (5.3 ypc) on 55 carries with two touchdowns ... Also played basketball at Dumas where he played for his dad, Larry Harris ... As a senior on the hardwood, part of a team that went 26-4 and went 14-0 in league play ... Preferred walk-on that chose Arkansas over preferred walk-on interest from Arkansas State and Memphis.

**PERSONAL:** Born Oct. 19, 2001.





## RETURNING PLAYERS



### #50 ERIC GREGORY

DL | 6-4 | 307 | R-Sr. | 3L  
Memphis, Tenn. (IMG Academy)

**2022 (REDSHIRT JUNIOR):** Started a career-best nine games, playing in all 13 and recording 19 tackles, including four tackles for loss and two sacks ... Earned the start in the season opening win vs. Cincinnati (Sept. 3), recording two quarterback hurries ... Made one tackle in win over South Carolina (Sept. 10) ... Picked up his first sack and two tackles for loss of the season as part of a three-tackle performance vs. Texas A&M (Sept. 24) ... Made three stops vs. Alabama (Oct. 1) ... Registered two tackles and a QB hurry in win at BYU (Oct. 15) ... Had a half tackle for loss as part of a three-tackle game vs. Liberty (Nov. 5) ... Logged his second sack of the season against LSU (Nov. 12) ... Made three tackles, including a half tackle for loss, in win over Ole Miss (Nov. 19) ... Recorded three solo stops at Missouri (Nov. 25).

**2021 (REDSHIRT SOPHOMORE):** Played in all 13 games with three starts ... Recorded 27 tackles with 4.0 tackles for loss ... Posted one sack and three QB hurries ... Carded one pass breakup on the year ... Notched three assisted tackles, including 0.5 tackles for loss, in season opener against Rice (Sept. 4) ... Made two tackles against Texas (Sept. 11) ... Charted a solo stop against Georgia Southern (Sept. 18) ... Turned in a three-tackle effort at Georgia (Oct. 2) ... Totaled three tackles for the second straight week at Ole Miss (Oct. 9) ... Made first start of the season against Auburn (Oct. 16), carding three total tackles for the third consecutive week along with a pass breakup ... Finished with two assisted stops in the win over UAPB (Oct. 23) ... Registered one tackle against Mississippi State (Nov. 6) ... Made second start of the season at LSU (Nov. 13) and recorded a season-high four total tackles ... Accounted for two tackles for loss at Alabama (Nov. 20) ... Accumulated three tackles, including 1.5 tackles for loss, against Penn State (Jan. 1) in Outback Bowl win.

**2020 (REDSHIRT FRESHMAN):** Played in nine games and made seven starts at defensive end ... Totaled 27 tackles and 3.0 tackles for loss ... Led the team with 2.5 sacks and also had one quarterback hurry and one interception ... Made three tackles with his first career quarterback hurry in the season opener against Georgia (Sept. 26) ... Recorded three tackles for the second straight week and tallied first sack of the year in his first career start in the win at Mississippi State (Oct. 3) ... Tallied a career-high six tackles with half-a-sack, recording a stop behind the line for the second week in a row, at Auburn (Oct. 10) ... Registered one tackle against Ole Miss (Oct. 17) and did not record any statistics at Texas A&M (Oct. 31) ... Totaled five tackles and 0.5 tackles for loss in the win over Tennessee (Nov. 7) and recorded his first career interception, picking off QB Harrison Bailey in the fourth quarter ... First interception by an Arkansas defensive lineman since JaMichael Winston in 2013 against Louisiana ... Logged four stops at Florida (Nov. 14) and sacked QB Kyle Trask for a 10-yard loss in the third quarter ... Did not play against LSU (Nov. 21) ... Started the final two games of the year, logging two tackles at Missouri (Dec. 5) and three against Alabama (Dec. 12) ... According to Pro Football Focus, saw action in 396 defensive and 42 special teams plays ... Posted highest defensive game grade of 70.8 against Tennessee ... Totaled five games with tackle grades of 70-plus, with a season-high of 77.1 against Tennessee.

**2019 (FRESHMAN):** Played in two games as a freshman in 2019, appearing against Auburn (Oct. 19) and Mississippi State (Nov. 2) ... Totaled 27 snaps, 25 on the defensive line, according to Pro Football Focus ... Recorded four tackles, with two coming against Auburn and two against Mississippi State.

**HIGH SCHOOL:** Four-star prospect by Rivals and ESPN ... Rated as the No. 32 strongside defensive end in the country and 38th overall player in the state of Florida by Rivals ... Three-year varsity letterwinner, playing his final high school season at IMG Academy in Bradenton, Florida ... Totaled 17 tackles, 10 solo, along with 3.5 tackles for loss, including 1.5 sacks as a senior ... Helped IMG Academy to a 7-1 record in 2018 ... Racked up 56 tackles, 16 for loss, with 12 sacks as a junior at Memphis Central High School in 2017 ... CHOSE ARKANSAS OVER: Auburn, LSU, Mississippi State, Ole Miss, South Carolina, Tennessee, Memphis and others.

**PERSONAL:** Born Sept. 13, 2000 ... Son of Aneesah Wallace ... Has one sibling, Aariona.

### CAREER DEFENSIVE STATS

	GP/GS	UA	A	TOTAL	TFL	SACK	FF/FR	INT	QBH	PD
2019	2/0	1	3	4	0.0	0.0	0/0	0	0	0
2020	9/7	12	15	27	3.0	2.5	0/0	1	1	0
2021	13/3	7	20	27	4.0	1.0	0/0	0	3	1
2022	13/10	8	11	19	4.0	2.0	0/0	0	4	0
<b>TOTAL</b>	<b>37/20</b>	<b>28</b>	<b>49</b>	<b>77</b>	<b>11.0</b>	<b>5.5</b>	<b>0/0</b>	<b>1</b>	<b>8</b>	<b>1</b>



### #66 KAI HAMILTON

OL | 6-4 | 303 | R-Fr. | RS  
Hope, Ark. (Hope HS)

**2022 (FRESHMAN):** Redshirted during his first season at Arkansas.

**HIGH SCHOOL:** Starred up front for the Hope Bobcats recording 74 pancake blocks and allowing only one sack as a senior ... Named an All-State offensive lineman and 5A-South All-Conference team member ... Helped the Bobcats roll up 411 points during the 2021 season.



### #15 CHRIS HARRIS

WR | 5-10 | 184 | R-Jr. | SQ  
Dumas, Ark. (Dumas HS)

**2022 (REDSHIRT SOPHOMORE):** Did not see game action in his third year in the program.

**2021 (REDSHIRT FRESHMAN):** Did not appear in any games in 2021.

**2020 (FRESHMAN):** Did not play in any games and redshirted.

**HIGH SCHOOL:** Three-year varsity letterwinner at Dumas High School ... Primarily played quarterback in high school, but also saw action as a defensive back and kick returner ... Threw for 2,592 yards and 30 touchdowns while producing 2,247 rushing yards and 30 rushing scores over his three-year career ... Played in four games as a senior, completing 29-of-54 passes for 380 yards, five touchdowns and four interceptions ... Also rushed 69 times for 414 yards (6.0 ypc), recording seven touchdowns and a pair of 100+ yard games ... Posted best season as a junior, completing 133-of-208 passes for 1,807 yards, 19 touchdowns and four interceptions while leading the Bobcats to a 12-2 record and Class 4A state semifinal appearance ... Was lethal on the ground, running 191 times for 1,539 yards (8.1 ypc) with eight 100+ yard games and 21 touchdowns ... Threw for a career-high 254 yards against Warren High School on 16-for-24 passing ... Ran for a career-high 240 yards with three touchdowns against Crossett High School and set a career-high of four rushing touchdowns against DeWitt High School ... Named to the Arkansas Democrat-Gazette All-Arkansas Preps second team ... As a sophomore completed 31-of-52 passes for 405 yards, six touchdowns and three interceptions and also ran for 294 yards (5.3 ypc) on 55 carries with two touchdowns ... Also played basketball at Dumas where he played for his dad, Larry Harris ... As a senior on the hardwood, part of a team that went 26-4 and went 14-0 in league play ... Preferred walk-on that chose Arkansas over preferred walk-on interest from Arkansas State and Memphis.

**PERSONAL:** Born Oct. 19, 2001.





## RETURNING PLAYERS



### #76 E'MARION HARRIS

OL | 6-7 | 297 | R-Fr. | RS  
Little Rock, Ark. (Joe T. Robinson HS)

**2022 (FRESHMAN):** Redshirted in his first season at Arkansas, seeing action in two games ... Earned snaps in wins at Auburn and vs. Kansas in the AutoZone Liberty Bowl.

**HIGH SCHOOL:** Enrolled early and participated in spring practices ... Consensus four-star prospect by 247Sports, Rivals and ESPN ... Rated the No. 3 player in Arkansas and No. 29 offensive tackle in the country by Rivals ... Played both offensive and defensive line for head coach Todd Eskola at Joe T. Robinson High School ... Helped Joe T. Robinson to a state championship with a 14-1 record as a senior ... Graded at 86% as an offensive lineman, while adding 61 tackles, 28.0 tackles for loss and two forced fumbles on the defense line ... As a junior played on a team that went 8-4 and qualified for the state playoffs ... Appeared in nine games and recorded 36 total tackles with 15.0 tackles for loss and 4.0 sacks ... His sophomore season, he helped the team to a 14-1 record and a state title ... Registered 44 tackles with 14.0 tackles and 3.0 tackles for loss ... Started at right tackle as a freshman on a team that finished 12-3 and qualified for the state title game ... **CHOSE ARKANSAS OVER:** Georgia, Oklahoma, Miami, Tennessee, Texas A&M and others.

**PERSONAL:** Son of Elliott (former Arkansas defensive lineman from 2001-04) and Tiffany Harris ... has a brother, Elliott Jr., and a sister, Talia ... Born September 8, 2004.



### #59 ELI HENDERSON

OL | 6-4 | 293 | R-Fr. | RS  
Duncan, S.C. (Byrnes HS)

**2022 (FRESHMAN):** Redshirted in his first season at Arkansas.

**HIGH SCHOOL:** Enrolled early and participated in spring practices ... Rated a consensus three-star prospect by 247Sports, Rivals and ESPN ... According to ESPN, rated the No. 17 player in South Carolina and No. 6 center in the country ... Played for head coach Reggie Show at Byrnes HS in Duncan, S.C. ... Tallied 10 pancake blocks and 22 knockdowns ... **CHOSE ARKANSAS OVER:** Georgia, South Carolina, Virginia Tech, Arizona State, Louisville and others.

**PERSONAL:** Son of Shane and Jacquie Henderson ... Has one brother, Nyquille ... Born March 7, 2003.



### #44 KADEN HENLEY

LB | 6-2 | 228 | R-Fr. | RS  
Springdale, Ark. (Shiloh Christian Academy)

**2022 FIRST-YEAR SEC ACADEMIC HONOR ROLL**

**2022 (FRESHMAN):** Redshirted in his first season at Arkansas.

**HIGH SCHOOL:** Consensus three-star prospect by 247Sports, Rivals and ESPN ... Rated the No. 35 inside linebacker in the country by ESPN and the No. 15 overall prospect in Arkansas by 247Sports ... Played linebacker, running back and tight end for head coach Jeff Conaway at Shiloh Christian Academy ... Team captain ... As a senior, totaled 135 tackles, 22.0 tackles for loss, 2.0 sacks, 10 quarterback hurries, two interceptions, two pass breakups and a fumble recovery ... As a junior, recorded 159 tackles, 26 tackles for loss, 4.0 sacks, six quarterback hurries, four interceptions, two pass breakups, two recovered fumbles, two forced fumbles and two blocked punts in 15 games while helping Shiloh Christian win the Class 4A state title ... 66 tackles, including 2.0 sacks, and an interception as a sophomore in 2019 ... Racked up 109 total tackles with 6.5 for loss, two fumble recoveries and a blocked punt during his freshman season ... In his high school career, made 29 catches for 372 yards and four touchdowns ... Had 48 carries for 306 yards and a touchdown as a high schooler ... Also played baseball at Shiloh Christian ... **CHOSE ARKANSAS OVER:** Army, Liberty, MTSU, New Mexico and others.

**PERSONAL:** Son of Ashley and Alyssa Henley ... Has one brother, Carter ... Born July 18, 2003.



### #94 JON HILL

DL | 6-5 | 250 | R-So. | SQ  
Dumas, Ark. (Dumas HS)

**2022 (REDSHIRT FRESHMAN):** Did not see any game action in his second season.

**2021 (FRESHMAN):** Redshirted and did not play in any games in 2021.

**HIGH SCHOOL:** Two-year letter winner for head coach George Shelton at Dumas High School ... Finished his high school career with 103 total tackles, 13.0 sacks and a forced fumble ... As a senior, totaled 85 tackles (55 solo), including 3.0 for loss, and 10.0 sacks in 13 games to lead the Bobcats to a 9-4 record ... 18 total tackles (16 solo), including 2.0 for loss, and three sacks as a junior during the 2019 campaign.

**PERSONAL:** Born Dec. 4, 2002.





## RETURNING PLAYERS



### #55 JJ HOLLINGSWORTH

DL | 6-3 | 271 | R-Fr. | RS  
Greenland, Ark. (Greenland HS)

#### 2022 FIRST-YEAR SEC ACADEMIC HONOR ROLL

**2022 (FRESHMAN):** Redshirted in his first season at Arkansas.

**HIGH SCHOOL:** Enrolled early and participated in spring practices ... Rated a three-star prospect by 247Sports and Rivals ... According to Rivals, rated the No. 8 player in Arkansas and No. 44 strongside defensive end in the country ... Played for head coach Lee Larkan at Greenland HS in Greenland, Ark. ... As a senior made 63 tackles, 10.0 tackles for loss and 3.0 sacks ... In his junior season posted 66 tackles with 13.5 tackles for loss, 8.0 sacks and one forced fumble ... Helped the team to a 9-3 record and a state playoff appearance ... As a sophomore, tallied 33 tackles, 2.0 tackles for loss and 1.0 sack ... First student-athlete from Greenland HS to receive a football scholarship from Arkansas ... **CHOSE ARKANSAS OVER:** Kansas, Arkansas State, Akron and others.

**PERSONAL:** Son of Jaye and Amy Johnson ... Has one brother, EJ ... Born June 10, 2004.



### #40 LANDON JACKSON

DL | 6-7 | 269 | Jr. | 1L  
Texarkana, Texas (Pleasant Grove HS/LSU)

**2022 (SOPHOMORE):** Played in all 13 games, starting seven, while collecting 23 total tackles with three sacks, 3.5 tackles for loss and one forced fumble ... Three sacks ranked fifth on the team and ranks third among returners ... Made his Arkansas debut with a five-tackle game with a half sack in win over Cincinnati (Sept. 3) ... Recorded a sack as part of three-tackle performance in win vs. Missouri State (Sept. 17) ... Made it two games in a row with a sack with one vs. Texas A&M (Sept. 24), made three total tackles and forced a fumble ... Logged a pair of stops vs. Alabama (Oct. 1) ... Made three tackles at Mississippi State (Oct. 8) ... Blocked a field goal attempt at Auburn (Oct. 29) ... Chipped in three tackles vs. Liberty (Nov. 5) ... Made one stop vs. LSU (Nov. 12), including a half sack ... Made two tackles, including a half tackle for loss, in AutoZone Liberty Bowl victory over Kansas (Dec. 28).

**2021 (FRESHMAN AT LSU):** Played in five games, seeing all his action on special teams ... Did not record any statistics ... Joined the program as an early enrollee, graduating from high school in December and enrolling at LSU in January 2021.

**HIGH SCHOOL:** Consensus four-star prospect by 247Sports, Rivals and ESPN ... Rated the No. 7 defensive lineman nationally and the No. 19 prospect in the state of Texas by 247Sports ... Ranked the nation's No. 76 prospect in the class of 2021 by ESPN ... Played on the defensive line for head coach Josh Gibson at Pleasant Grove High School ... Racked up over 45 sacks in his high school career, including 17.0 in 2019 as a junior ... As a junior, named the Texas Sports Writers Association 4A Defensive Player of the Year, MaxPreps First-Team All-American as he helped Pleasant Grove to a Texas 4A D-II state championship ... As a sophomore, unanimous first team all-district selection ... As a freshman, was named Texas District 7-4A-II Defensive Newcomer of the Year and helped Pleasant Grove to a state championship ... Sports Illustrated All-American candidate ... **CHOSE LSU OVER:** Alabama, Arizona, Arkansas, Baylor, Florida State, Tennessee and others.

**PERSONAL:** Son of Katie Peek and Larry Jackson ... Has two brothers, Lance Jackson and Bronx Peek, and one sister, Kensington Peek ... Born January 2, 2003.

#### CAREER DEFENSIVE STATS

	GP/GS	UA	A	TOTAL	TFL	SACK	FF/FR	INT	QBH	PD
2021 (LSU)	5/0	0	0	0	0.0	0.0	0/0	0	0	0
2022	13/7	9	14	23	3.5	3.0	1/0	0	2	1
<b>TOTAL</b>	<b>18/7</b>	<b>9</b>	<b>14</b>	<b>23</b>	<b>3.5</b>	<b>3.0</b>	<b>1/0</b>	<b>0</b>	<b>2</b>	<b>1</b>







## RETURNING PLAYERS



### #1 KJ JEFFERSON

QB | 6-3 | 246 | R-Sr. | 3L  
Sardis, Miss. (North Panola HS)

**2023 PRESEASON FIRST-TEAM ALL-SEC (ATHLON)**

**2023 PRESEASON SECOND-TEAM ALL-SEC (PHIL STEELE)**

**2022 AUTOZONE LIBERTY BOWL MVP**

**2022 OUTBACK BOWL MVP**

**2020 FALL SEC ACADEMIC HONOR ROLL**

**2022 (REDSHIRT JUNIOR):** Posted another career year despite missing a pair of games due to injury as he continues his ascent up numerous all-time lists at Arkansas, starting 11 of the team's 13 games to enter the season with 26 career starts ... Passed for 2,648 yards and 24 touchdowns with five interceptions, completing 204-of-300 passes to go with 640 yards rushing and nine touchdowns on 158 carries ... Completed 68.0% of his passes, surpassing his 2021 percentage (67.3%) for second all-time at Arkansas ... Passed for at least one touchdown in each of his 11 starts, including multiple TDs in eight games with a career-high five at BYU (Oct. 16) ... Ran for a touchdown in each of the first games of the season and added a pair of two TD games on the ground against Auburn (Oct. 29) and Kansas (Dec. 28) ... Sits inside Arkansas' all-time Top 10 in completions (436 - 7th), yards (5,816 - 7th), touchdown passes (48 - 6th), 300-yard passing games (5 - 3rd), total plays (1,028 - 6th), total yards (7,245 - 5th) and touchdown responsibility (67 - 4th) ... Led team to season-opening win over Cincinnati (Sept. 3) going 18-for-26 for 223 yards and three scores to go with 62 yards rushing and another score ... Went an efficient 18-for-21 for 162 yards and a score through the air in victory vs. South Carolina (Sept. 10) with an additional score on the ground with 67 yards rushing ... Passed for a career-high 385 yards on 19-of-31 passing in win over Missouri State (Sept. 17) with a touchdown pass and one rushing TD with 40 yards on nine carries ... Topped 100 yards rushing for the first time with 105 on 18 carries vs. Texas A&M (Sept. 24), passing for two touchdowns and 171 yards on 12-of-19 ... Tossed one TD on 13-of-24 for 155 yards vs. Alabama (Oct. 1) ... Set career-bests with five touchdown passes, 29 completions and 40 attempts with his fifth career 300-yard game going for 367 yards ... Five TD passes equaled third-most in a single game in school history and most since Brandon Allen's school record seven in 2015 ... Ran for a pair of scores and passed for a third in victory at Auburn going 16-for-24 with 234 yards passing and 45 yards rushing on 10 carries ... Played hurt vs. Liberty (Nov. 5) going 23-for-37 for 234 yards with one touchdown and a career-high two interceptions ... Threw three touchdown passes in win over Ole Miss (Nov. 19) and ran for 47 yards, passed for 168 yards on 17-of-22 ... Recorded his third straight game with 2+ touchdown passes with two at Missouri (Nov. 25), going 20-for-27 for 212 yards with 38 yards rushing and a touchdown ... Named AutoZone Liberty Bowl MVP after accounting for four total touchdowns (two rushing, two passing) and 417 total yards, including a career-high 130 yards rushing ... Passed for 287 yards on 19-of-29 on his way to earning his second straight bowl game MVP and leading Arkansas to their second consecutive bowl victory.

**2021 (REDSHIRT SOPHOMORE):** Started all 13 games at quarterback, completing 198-of-294 (67.3%) passes for 2,676 yards and 21 touchdowns ... Rushed for a team-leading 664 yards on 146 carries (4.5 ypc) with six scores on the ground ... His 2,676 passing yards rank ninth most in a single season in program history ... Wrote his name in the Arkansas record book in numerous places: season completions (198 - 8th), game completion percentage minimum 20 passes (.826 - 3rd), season completion percentage (.673 - 2nd), season passing yards (2,676 - 7th), game touchdown passes (4 - T8th), season TD passes (21 - 7th) ... Finished the year third in the SEC in average yards per completion (13.5) and in yards per pass attempt (9.1), ranking fourth in the league and 10th among all FBS quarterbacks in passing efficiency (164.7) ... Also ranked fourth in the league in completion percentage (67.3%), the second-best mark in a single season in Arkansas history ... Owns the highest single-season completion percentage in school history when attempting at least 250 passes ... Finished sixth in the SEC in total offense, generating 256.9 total yards of offense per game ... Finished the season as one of five FBS quarterbacks to total 20 or more touchdown passes with four or fewer interceptions ... One of eight FBS quarterbacks with 2,500+ passing yards, 20+ passing touchdowns, 500+ rushing yards and 5+ rushing scores on the season ... Totaled three games with 300+ passing yards and at least three touch-

down passes, becoming the first Arkansas signal-caller to do so since Brandon Allen in 2015 ... His three 300+ yard passing games were the most for an Arkansas QB since Austin Allen produced four in 2016 ... First Razorback quarterback to have multiple games with at least two rushing touchdowns in the same season since 1997 ... Threw only four interceptions on the year and completed 171 consecutive passes without an interception, the second-longest streak in program history ... Totaled 89 yards on the ground with two rushing touchdowns in the season opener against Rice (Sept. 4), also threw for 128 yards and a touchdown on 12-of-21 (57.1%) passing ... First Arkansas player to run for at least two touchdowns and throw for a touchdown in a game since Rawleigh Williams did so against Mississippi State in 2014 ... Broke out for a career-high 366 passing yards and three touchdowns on 13 completions against Georgia Southern (Sept. 18), becoming only the fifth FBS quarterback since 2000 to throw for over 365 yards on 13 or fewer completions ... Hooked up with WR Treyton Burks for a 91-yard touchdown against Georgia Southern, the second longest touchdown pass in school history ... Completed 25-of-35 (71.4%) passes for 336 yards and three touchdowns while rushing for 85 yards and three scores in an epic performance at Ole Miss (Oct. 9) accounting for six touchdowns (3 passing, 3 rushing), the second most in program history ... Became one of only six SEC signal-callers since 2000 to have thrown for 3+ touchdowns and rushed for 3+ scores in a game, joining Texas A&M QB Johnny Manziel, Mississippi State QB Dak Prescott, Ole Miss QB Chad Kelly, LSU QB Joe Burrow and Ole Miss QB Matt Corral ... Threw for a career-best four touchdowns against UAPB (Oct. 23), completing a career-high 82.6% of his passes (19-of-23), the third-highest single-game completion percentage in school history (minimum of 20 attempts), for 191 yards and a touchdown against Mississippi State (Nov. 6) ... Connected on 14-of-19 (73.7%) passes for 98 yards against Penn State (Jan. 1) in the Outback Bowl with a career-best 110 yards rushing and a touchdown on 20 carries, becoming the first Arkansas quarterback to rush for over 100 yards in a game since Matt Jones totaled 126 yards on the ground against Ole Miss in 2004 ... Earned Outback Bowl MVP honors for his performance, leading Arkansas to its first bowl game win since the 2016 Liberty Bowl and its first New Year's Day bowl game win since the 2000 Cotton Bowl ... Helped power the Razorbacks to a nine-win season, their most wins in a year since 2011 (10 wins).

**2020 (REDSHIRT FRESHMAN):** Played in five games, making one start ... Completed 20-of-41 (48.8%) passes for 295 yards and three touchdowns ... Rushed 28 times for 67 yards (2.4 ypc) and scored two touchdowns ... Saw first action of the season in the second half of the season opener against Georgia (Sept. 26), playing nine snaps and completing 1-of-2 passes for three yards and rushing for 16 yards ... Played two snaps at Mississippi State (Oct. 3) rushing twice ... Scored first rushing touchdown of the season on a 12-yard run in the fourth quarter at Florida (Nov. 14), seeing action in nine snaps ... Made his first start of the year and set multiple career marks, completing 18-of-33 passes for 274 yards with three touchdowns and also ran 13 times for 32 yards and a touchdown at Missouri (Dec. 5) ... Completed his first career touchdown pass in the first quarter, a 2-yard completion to tight end Blake Kern ... Hooked up with wide receiver Treyton Burks for a 68-yard touchdown pass, the longest throw of his career ... Registered the most passing yards by a Razorback freshman quarterback since 2008 ... Became the first Arkansas quarterback since 2010 to throw for at least 270 yards and three touchdowns while also rushing for a score ... First Razorback quarterback to throw for two or more touchdowns and rush for a score in SEC play since 2017 ... Engineered an offense that posted 566 total yards, Arkansas' highest total since 2016 ... Played a career-high 87 snaps ... Played 21 snaps coming off the bench in the season finale against Alabama (Dec. 12), completing 1-of-6 passes for 18 yards and rushing six times for 11 yards ... According to Pro Football Focus, played 128 snaps and received a 57.1 passing grade.

**2019 (FRESHMAN):** Played in three games, starting one, as a true freshman for the Razorbacks in 2019 ... Appeared in games against Mississippi State (Nov. 2) and Western Kentucky (Nov. 9), before making his first collegiate start at LSU on Nov. 23 ... Made his debut against the Bulldogs and immediately made his presence known, rushing for 21 yards on his first snap ... After a 32-yard pass to Treyton Burks, Jefferson completed his first collegiate drive (four plays, 75 yards) with a five-yard touchdown run ... Saw 40 snaps against WKU, throwing for 60 yards on 6-of-15 pass-ing, while rushing for 32 yards on 16 carries, scoring on a two-yard run ... Started against the top-ranked Tigers, going 7-of-14 for 105 yards passing in Baton Rouge ... First 100-yard passing game by an Arkansas QB since Oct. 19 against Auburn.

**HIGH SCHOOL:** Four-star prospect by Rivals, 247Sports and ESPN ... Rated as the fourth-ranked dual-threat quarterback in the country by 247Sports ... Slotted as the 12th





## RETURNING PLAYERS

overall player in the state of Mississippi by Rivals ... Placed in the Rivals Top 250 at No. 248 ... Four-year varsity letterwinner in football and basketball at North Panola High School in Sardis, Mississippi ... Helped the Cougars to the Mississippi state 3A semifinals, finishing the 2018 campaign with a 12-2 overall record ... Racked up 3,180 yards through the air on 166 of 275 passing in 14 games for a .604 completion percentage ... Averaged 227.1 yards per game, 19.2 per reception, with 37 passing touchdowns ... Second on the team in rushing by 40 yards, carrying the ball 115 times for 916 yards and seven touchdowns ... Played in the 2018 Alabama vs. Mississippi All-Star Game on Dec. 17 and for USA Football in the 2019 International Bowl ... Back-to-back years throwing for 3,000+ yards, also doing so in 2017 ... Totaled 3,028 yards on 150 of 236 passing as the starting QB for the Cougars as a junior ... Tossed 36 touchdowns and three interceptions for a .636 completion percentage, averaging 216.3 yards per game ... Had a career year on the ground, rushing for 1,325 yards on 139 carries, scoring eight times with six games over 100 yards rushing ... Dropped the state semifinal game, completing 2017 with a 13-1 mark ... Completed his high school career with 40 wins, 9,582 passing yards, 2,922 rushing yards and 143 total touchdowns, including 119 passing ... **CHOSE ARKANSAS OVER:** Georgia, Kentucky, Mississippi State, Missouri, Ole Miss, Texas A&M, Vanderbilt, Baylor and others.

**PERSONAL:** Kenneth Dewayne Jefferson Jr. ... Has two dogs: Apollo and GiGi ... Enjoys shopping, shoes and cars ... Born May 20, 2001 ... Son of Katorie and James Moore ... Has one sibling, Jakaelyn.

### CAREER PASSING STATS

	GP/GS	COMP	ATT	PCT	YDS	TD	INT	LG
2019	3/1	14	31	45.2	197	0	1	38
2020	5/1	20	41	48.8	295	3	0	68
2021	13/13	198	294	67.3	2676	21	4	91
2022	11/11	204	300	68.0	2648	24	5	73
<b>TOTAL</b>	<b>32/26</b>	<b>436</b>	<b>666</b>	<b>65.5</b>	<b>5816</b>	<b>48</b>	<b>10</b>	<b>91</b>

### CAREER RUSHING STATS

	ATT	YDS	AVG/G	TD	LG
2019	30	58	19.3	2	21
2020	28	67	13.4	2	19
2021	146	664	51.1	6	49
2022	158	640	58.2	9	32
<b>TOTAL</b>	<b>362</b>	<b>1429</b>	<b>44.7</b>	<b>19</b>	<b>49</b>







## RETURNING PLAYERS



### #20 DOMINIQUE JOHNSON

RB | 6-1 | 253 | R-Jr. | 2L  
Crowley, Texas (Crowley HS)

**2022 (JUNIOR):** Missed the first three games of the season while recovering from a knee injury before playing in four straight games then reinjuring the same knee ... Played in four games, rushing for 43 yards on eight carries ... Ran for 32 yards on five touches in his first action of the season vs. Texas A&M (Sept. 24) ... Carried twice for 11 yards vs. Alabama (Oct. 1).

**2021 (SOPHOMORE):** Played in all 13 games with six starts ... According to Pro Football Focus, appeared in 320 snaps, primarily at running back ... Finished fourth on the team with 575 yards on the ground ... Totaled a team-best seven rushing touchdowns ... Finished with seven receptions for 71 yards and one touchdown ... Recorded 70-plus rushing yards in four different games ... Averaged 44.2 rushing yards per game and 5.5 receiving yards per game ... Rushed four times for 16 yards with a three-yard touchdown in season-opening win over Rice (Sept. 4) ... Carried the ball six times for 44 yards with a five-yard touchdown run in win against Texas (Sept. 11) ... Registered 72 yards on five carries and a touchdown in win against Georgia Southern (Sept. 18), including a 48-yard sprint ... Added six carries for 19 yards in win against Texas A&M (Sept. 25) ... Carried the ball four times for 19 yards at Ole Miss (Oct. 9), also hauling in one reception for 11 yards against the Rebels ... Rushed six times for 42 yards with a 10-yard touchdown and totaled two receptions for 16 yards against Auburn (Oct. 16) in his first career start ... Recorded six carries for 91 yards, including a 34-yard sprint, against UAPB (Oct. 23) ... Logged 17 carries for a career-high 107 yards while adding a career-best two touchdowns against Mississippi State (Nov. 6), including the game winner, with one reception for seven yards ... Hauled in two receptions for 40 yards and a touchdown while also posting 40 yards on the ground at LSU (Nov. 13) ... Rushed nine times for 23 yards and one touchdown at Alabama (Nov. 20) ... Ran six times for 11 yards in win against Missouri (Nov. 26) ... Filed 77 yards on 11 carries and finished with one reception against Penn State (Jan. 1) in the Outback Bowl victory.

**2020 (FRESHMAN):** Played in seven games, primarily seeing action on special teams ... Did not record any statistics ... According to Pro Football Focus, saw action in 59 special teams plays, predominately on kickoff return and coverage units, and two offensive plays ... Played one offensive snap against Mississippi State (Oct. 3) and Ole Miss (Oct. 17).

**HIGH SCHOOL:** Three-star prospect by Rivals, 247Sports and ESPN ... Three-year varsity letterwinner at Crowley High School in Crowley, Texas ... Guided the Eagles to a 9-2 overall record in 2019, including a first-round appearance in the Texas state 5A playoffs ... Earned All-District honors after his junior season ... Rushed for 1,109 yards and 15 touchdowns in 2018, helping the Eagles to a 7-4 record and a berth in the 5A playoffs ... Rushed for over 100 yards in six games, including a season-high 231 yards and three touchdowns against Brewer HS on Sept. 20 ... CHOSE ARKANSAS OVER: Missouri and others.

**PERSONAL:** Son of Naquisha Gipson ... Born May 24, 2002.

#### CAREER RUSHING STATS

	GP/GS	ATT	YDS	AVG/G	TD	LG
2020	5/0	0	0	0.0	0	0
2021	13/6	97	575	44.2	7	48
2022	4/0	8	43	10.8	0	12
<b>TOTAL</b>	<b>22/6</b>	<b>105</b>	<b>618</b>	<b>28.1</b>	<b>7</b>	<b>48</b>

#### CAREER RECEIVING STATS

	ATT	YDS	AVG/G	TD	LG
2020	0	0	0.0	0	0
2021	7	71	10.1	1	43
2022	0	0	0.0	0	0
<b>TOTAL</b>	<b>7</b>	<b>71</b>	<b>10.1</b>	<b>1</b>	<b>43</b>



### #8 JAYDEN JOHNSON

DB | 6-2 | 206 | Jr. | 2L  
Cedartown, Ga. (Cedartown HS)

**2022 (SOPHOMORE):** Played in 12 games with seven starts, making a career-best 35 tackles with 2.5 tackles for loss and a forced fumble ... Recorded a pair of tackles in season-opening win over Cincinnati (Sept. 3) ... Earned his first start of the season vs. South Carolina (Sept. 10), making three tackles, including a sack, to go with a forced fumble in the victory ... Tallied a career-best 1.5 tackles for loss as part of five-tackle game vs. Missouri State (Sept. 17) ... Recorded six stops vs. Texas A&M (Sept. 24) ... Made three tackles vs. Alabama (Oct. 1) ... Logged a pair of tackles at Mississippi State (Oct. 8) ... Posted a career-high eight tackles vs. LSU (Nov. 12) ... Finished the season with three tackles at Missouri (Nov. 25) and one stop in victory over Kansas in the AutoZone Liberty Bowl (Dec. 28).

**2021 (FRESHMAN):** Appeared in 11 games with three starts as a true freshman ... Finished with 24 tackles with nine being solo and 15 being assisted stops ... Totaled two tackles for loss ... According to Pro Football Focus, saw action in 337 snaps with 269 coming on defense and 68 on special teams ... Registered six games with multiple tackles ... Recorded first career tackle in season opening win over Rice (Sept. 4) ... Finished with two stops including a tackle for loss against Georgia Southern (Sept. 18) ... Compiled four tackles, including a tackle for a loss at Georgia (Oct. 2) ... Made one solo stop against Ole Miss (Oct. 9) ... Filed one assisted tackle versus Auburn (Oct. 16) ... Made first career start, tallying two assisted stops in win over UAPB (Oct. 23) ... Logged second straight start and totaled three tackles in win over Mississippi State (Nov. 6) ... Recorded third consecutive start, finishing with a career high six tackles in road win at LSU (Nov. 13) ... Charted three stops at Alabama (Nov. 20) ... Totaled one solo stop in Outback Bowl win over Penn State (Jan. 1).

**HIGH SCHOOL:** Consensus three-star prospect by 247Sports, Rivals and ESPN ... Rated the No. 44 safety in the country by ESPN ... Played on both sides of the ball, seeing time at quarterback, wide receiver, running back, cornerback and safety for head coach Jamie Abrams at Cedartown High School ... Named the No. 26 player in Georgia by 247Sports ... As a senior, rushed 48 times for 347 yards (7.2 ypc) and five touchdowns, made 17 receptions for 336 yards (19.8 ypc) and three touchdowns, while also adding 17 tackles, three interceptions, a pass deflection, a forced fumble and a fumble recovery ... As a senior, won a Region 7A-4 Conference championship ... CHOSE ARKANSAS OVER: South Carolina, Georgia Tech, Oklahoma, Kansas State, Virginia and others.

**PERSONAL:** Born July 22, 2003

#### CAREER DEFENSIVE STATS

	GP/GS	UA	A	TOTAL	TFL	SACK	FF/FR	INT	QBH	PD
2021	11/3	9	15	24	2.0	0.0	0/0	0	0	0
2022	12/7	18	17	35	2.5	1.5	1/0	0	3	0
<b>TOTAL</b>	<b>23/10</b>	<b>27</b>	<b>32</b>	<b>59</b>	<b>4.5</b>	<b>1.5</b>	<b>1/0</b>	<b>0</b>	<b>3</b>	<b>0</b>







## RETURNING PLAYERS



### #30 ETHAN JOSEPH

DB | 6-2 | 203 | R-Fr. | RS  
Alpharetta, Ga. (King's Ridge Christian)

**2022 (FRESHMAN):** Redshirted during his first season at Arkansas.

**HIGH SCHOOL:** An athlete that was originally committed to Air Force, he starred on both sides of the ball at King's Ridge Christian as a running back and linebacker ... As a running back, he ran for 1,278 yards and 10 TDs on 142 carries to go along with 17 catches for 183 yards and a pair of scores ... On defense, he tallied 97 tackles, 47 solo, with nine for loss and two forced fumbles on his way to being named an All-State performer and Defensive Player of the Year.



### #75 PATRICK KUTAS

OL | 6-5 | 303 | So. | 1L  
Memphis, Tenn. (Christian Brothers HS)

**2022 (FRESHMAN):** Played in all 13 games during his first season as a Razorback, predominately on special teams ... Saw action on 124 special teams snaps according to Pro Football Focus, serving on the punt, field goal and extra point units.

**HIGH SCHOOL:** Rated a four-star prospect by 247Sports and a three-star prospect by Rivals and ESPN ... Rated the No. 7 prospect in Tennessee and No. 11 interior defensive lineman nationally by 247Sports ... Rated the No. 54 offensive tackle in the country by Rivals ... Played on both the offensive and defensive lines for head coach Thomas McDaniel at Christian Brothers High School ... As a senior recorded 25 tackles with 2.0 tackles for loss and 2.0 sacks ... Named to the D2AAA West All-Region Team ... Helped Christian Brothers to an 8-5 record and state semifinal appearance ... His junior year tallied 31 tackles with 3.0 tackles for loss and 1.0 sack and a fumble recovery ... As a sophomore registered 24 tackles with 6.0 tackles for loss and 3.0 sacks ... Also competed in track and field in the discus and shot put ... **CHOSE ARKANSAS OVER:** Oregon, Illinois, Florida State, Texas A&M and others.

**PERSONAL:** Son of Pat and Suzanne Kutas ... Has three sisters, Sarah, Elizabeth and Mary Margaret, and has one brother, Hayes ... Born August 12, 2004 ... One of just four players on the roster to squat 600 pounds during the offseason, joining upper classmen Jashaund Stewart (645), Brooks Both (625) and Beaux Limmer (605) ... Also bench pressed 395 pounds.



### #62 BRADY LATHAM

OL | 6-5 | 310 | R-Sr. | 3L  
Jenks, Okla. (Jenks HS)

**2023 PRESEASON SECOND-TEAM ALL-SEC (ATHLON)**  
**2022 THIRD-TEAM ALL-SEC (PFF)**  
**2020 SEC ALL-FRESHMAN TEAM**  
**2020, 2021, 2022 FALL SEC ACADEMIC HONOR ROLL**  
**2019 FIRST-YEAR SEC ACADEMIC HONOR ROLL**

**2022 (REDSHIRT JUNIOR):** Started all 13 games for the second straight season to run his consecutive starts to a team-best 36 games, starting all 13 games at left guard ... Matched Beaux Limmer for the team lead in offensive snaps played with 983 according to

Pro Football Focus ... Committed only two penalties and allowed only two sacks all season according to PFF ... Helped pave the way for one of the most dynamic offenses in school history, gaining 6,128 total yards - second-most in school history - and rushing for 3,077 yards - 10th-most in school history ... Part of an offensive line that blocked for Raheim Sanders to rush for 1,443 yards - fourth-most in program history and the most since 2015.

**2021 (REDSHIRT SOPHOMORE):** Started all 13 games, lining up primarily at left guard ... According to Pro Football Focus, played in 890 snaps and held an 81.7 pass blocking grade throughout the season ... Posted seven games with a pass blocking grade of 80.0 or higher ... Led the way for four Razorbacks to rush for at least 500 yards, something that had not happened at Arkansas since 1975 ... Part of an offensive line that blocked for three games of 300+ yards of rushing (Texas, Ole Miss and Penn State) and two games of 600+ yards of total offense (Georgia Southern and Ole Miss) ... Charted a season-best 78.6 offensive grade against Georgia Southern (Sept. 18), including a season-high 76.6 run blocking grade ... Played a season-high 95 offensive snaps against at Ole Miss (Oct. 9) ... Recorded four consecutive games - against Mississippi State (Nov. 6), at LSU (Nov. 13), at Alabama (Nov. 20), against Mizzou (Nov. 26) - with a pass blocking grade above 80.0.

**2020 (REDSHIRT FRESHMAN):** Started all 10 games at left guard, one of two Razorback offensive lineman to start every game (Myron Cunningham) ... Named to the SEC All-Freshman Team, the first Arkansas offensive lineman since Denver Kirkland in 2013 ... Played every offensive snap of the game four times ... Penalized three times ... Earned first career start in the season opener against Georgia (Sept. 26) ... According to Pro Football Focus, did not allow a sack on 351 pass blocking snaps ... Saw action in 630 offensive snaps, the third most on the team, with 628 at left guard and two at right tackle ... 72.3 pass blocking grade ranked nine among SEC guards that played over 350 pass blocking snaps ... Posted a season-best 86.8 pass blocking grade against Ole Miss (Oct. 17).

**2019 (FRESHMAN):** Played in three games as a freshman for the Razorbacks in 2019, seeing time against Colorado State (Sept. 14), Alabama (Oct. 26) and Mississippi State (Nov. 2) ... Totaled seven snaps on the offensive line, three in both SEC games, according to Pro Football Focus ... Six of his seven plays were in run protection schemes ... Blocked for an offense that scored 28 times and racked up 4,081 total yards, including 2,315 passing yards, 1,766 rushing yards and 14 touchdowns both through the air and on the ground.

**HIGH SCHOOL:** Three-star prospect by Rivals, 247Sports and ESPN ... Rated as the No. 11 player in the state of Oklahoma by 247Sports ... Lettered in both football and baseball at Jenks High School in Jenks, Oklahoma ... 2018 Preseason All-World honoree for top offensive lineman by the Tulsa World ... Helped Jenks to an 11-2 record and No. 2 team ranking in the state of Oklahoma as a senior ... Anchored the offensive line to the OSSAA Class 6A-I Championship game on Nov. 30 ... Father Bob Latham Jr. started at center for Oklahoma in 1988, lettering at OU from 1985-88 ... **CHOSE ARKANSAS OVER:** New Mexico, Missouri State, Utah State and others.

**PERSONAL:** Pronounced Latham (lay-them) ... Born Sept. 30, 2000 ... Son of Christy and Bob Latham ... Has one sibling, Lucy.







## RETURNING PLAYERS



### #21 JAYLEN LEWIS

DB | 6-0 | 189 | R-Fr. | RS  
Brownsville, Tenn. (Haywood HS)

**2022 (FRESHMAN):** Redshirted during his first season, playing in three games and making one tackle ... Made his collegiate debut at Mississippi State (Oct. 8) on special teams and saw nine snaps on special teams at BYU (Oct. 15) the following week ... Saw his most action of the season on defense in the AutoZone Liberty Bowl win over Kansas (Dec. 28), making his lone tackle of the season.

**HIGH SCHOOL:** A consensus three-star prospect according to 247Sports, Rivals and ESPN ... Rated the No. 19 player in Tennessee and No. 52 player in the country at his position by 247Sports ... Played both defensive back and wide receiver at Haywood High School for head coach Chris Smith ... Recorded 31 tackles and an interception return for a touchdown as a senior ... Also caught 51 passes for 977 yards (19.2 ypc) and 14 touchdowns and rushed 15 times for 88 yards (5.9 ypc) with two kick returns for 105 yards and nine punt returns for 145 yards ... Helped lead Haywood to a state semifinal playoff appearance and a 13-1 record ... As a junior in 2020, logged 56 total tackles with 4.0 tackles for loss and seven interceptions ... Was named to the All-West Tennessee defensive first team and helped Haywood to a 10-4 record, reaching the state title game ... **CHOSE ARKANSAS OVER:** Auburn, Florida State, Mississippi State, Oklahoma and others.

**PERSONAL:** Son of Steven Lewis and La'quita Bailey ... Has a brother, Steven, and two sisters, Jordan and TT ... Born August 5, 2003 ... Broad jumped a team-best 10'7" during the offseason.

#### CAREER DEFENSIVE STATS

	GP/GS	UA	A	TOTAL	TFL	SACK	FF/FR	INT	QBH	PD
2022	3/0	1	0	1	0.0	0.0	0/0	0	0	0
<b>TOTAL</b>	<b>3/0</b>	<b>1</b>	<b>0</b>	<b>1</b>	<b>0.0</b>	<b>0.0</b>	<b>0/0</b>	<b>0</b>	<b>0</b>	<b>0</b>



### #55 BEAUX LIMMER

OL | 6-5 | 306 | R-Sr. | 3L  
Tyler, Texas (Tyler Lee HS)

2023 PRESEASON THIRD-TEAM ALL-AMERICAN (ATHLON)  
2023 PRESEASON THIRD-TEAM ALL-AMERICAN (PHIL STEELE)  
2023 PRESEASON FIRST-TEAM ALL-SEC (ATHLON)  
2023 PRESEASON SECOND-TEAM ALL-SEC (PHIL STEELE)  
2022 THIRD-TEAM ALL-AMERICAN (PFF)  
2022 SECOND-TEAM ALL-SEC (AP, PFF)  
2022 PHIL STEELE PRESEASON FOURTH-TEAM ALL-SEC  
2021 PRO FOOTBALL FOCUS SECOND-TEAM ALL-SEC  
2021 PHIL STEELE FOURTH-TEAM ALL-SEC  
2020, 2021, 2022 FALL SEC ACADEMIC HONOR ROLL  
2019 FIRST-YEAR SEC ACADEMIC HONOR ROLL

**2022 (REDSHIRT JUNIOR):** Produced another stellar season as the team's starting right guard in the first 12 games before getting the nod at center in the AutoZone Liberty Bowl victory over Kansas (Dec. 28) ... Earned Third-Team All-America honors from Pro Football Focus, Second-Team All-SEC from the Associated Press and PFF and Fourth-Team All-SEC from Phil Steele ... Has started 24 straight games - second-longest streak on the team to Brady Latham's 36 games - with 30 total in his career ... One of only four (LT Luke Jones, LG Brady Latham, RB Raheim Sanders) to start all 13 games for the Razorbacks on the offensive side of the ball ... Matched Latham for the team lead in offensive snaps played

with 983 according to PFF ... Allowed just four sacks in 451 passing plays according to PFF ... Helped pave the way for one of the most dynamic offenses in school history, gaining 6,128 total yards - second-most in school history - and rushing for 3,077 yards - 10th-most in school history ... Part of an offensive line that blocked for Raheim Sanders to rush for 1,443 yards - fourth-most in program history and the most since 2015.

**2021 (REDSHIRT SOPHOMORE):** Played in all 13 games and started in last 11 games ... Played an integral role in the Hogs' efficient ground attack that led the SEC and all Power 5 schools in rushing ... According to Pro Football Focus, logged 795 snaps at right guard throughout the season ... Led the way for four Razorbacks to rush for at least 500 yards, something that had not happened at Arkansas since 1975 ... Part of an offensive line that blocked for three games of 300+ yards of rushing (Texas, Ole Miss and Penn State) and two games of 600+ yards of total offense (Georgia Southern and Ole Miss) ... Saw action in 15 snaps at right guard in season opener against Rice (Sept. 4) ... Played 39 snaps at right guard in victory over Texas (Sept. 11) ... Made first start of the season against Georgia Southern (Sept. 18) and played 67 snaps ... Played a season-high 95 snaps at Ole Miss (Oct. 9).

**2020 (REDSHIRT SOPHOMORE):** Played in seven games and made five starts, all coming at right guard ... Started the first three games of the year against Georgia (Sept. 26), Mississippi State (Oct. 3) and Auburn (Oct. 10) and against Texas A&M (Oct. 31) and Alabama (Dec. 12) ... Penalized three times ... According to Pro Football Focus, played 310 offensive - all at right guard - and 10 special teams snaps ... Played every snap against Mississippi State ... Did not allow a sack in 171 pass blocking plays ... Recorded a season-high 85.1 pass blocking grade against Texas A&M.

**2019 (REDSHIRT FRESHMAN):** Played in four games as a freshman for the Razorbacks in 2019, seeing action against Colorado State (Sept. 14), Mississippi State (Nov. 2), Western Kentucky (Nov. 9) and Missouri (Nov. 29) ... Totaled 30 snaps over the four games, according to Pro Football Focus, seeing a season-high 19 snaps against the Hilltoppers ... Did not allow a sack or quarterback hit in 16 pass protection plays ... Blocked for an offense that scored 28 times and racked up 4,081 total yards, including 2,315 passing yards, 1,766 rushing yards and 14 touchdowns both through the air and on the ground.

**HIGH SCHOOL:** Three-star prospect by Rivals, 247Sports and ESPN ... Rated as the No. 67 offensive tackle in the nation by 247Sports ... Two-year varsity letterwinner ... Helped Tyler Lee High School to 2,346 yards on the ground, 1,159 yards through the air and 26 total offensive touchdowns during his senior season ... Propelled Tyler Lee HS to a six-win campaign in 2017, as the offense put up almost 3,000 rushing yards and over 1,500 passing yards in his junior year ... **CHOSE ARKANSAS OVER:** Missouri, Oklahoma State, Baylor, Northwestern and others.

**PERSONAL:** Born June 10, 2001 ... Son of Susan and David Limmer ... Has one sibling, Miranda ... One of the strongest men on the team, squatting 605 pounds and bench pressing a team-best 445 pounds during the offseason.







## RETURNING PLAYERS



### #29 CAM LITTLE

K/P | 6-2 | 181 | Jr. | 2L  
Moore, Okla. (Southmoore HS)

**2023 PRESEASON FOURTH-TEAM ALL-SEC (ATHLON)**  
**2023 PRESEASON FOURTH-TEAM ALL-SEC (PHIL STEELE)**  
**2022 PRESEASON THIRD-TEAM ALL-SEC (PHIL STEELE)**  
**2022 SEC COMMUNITY SERVICE TEAM**  
**2022 FALL SEC ACADEMIC HONOR ROLL**  
**2021 FRESHMAN ALL-AMERICAN (PFF, FWAA, THE ATHLETIC)**  
**2021 SEC ALL-FRESHMAN TEAM (COACHES)**  
**2021 FIRST-YEAR SEC ACADEMIC HONOR ROLL**

**2022 (SOPHOMORE):** Backed up a Freshman-All-America campaign with another outstanding season, scoring a team-high 89 points on 50-of-50 PATs and 13-of-16 field goals ... Named to the SEC Community Service Team for his work with Down Syndrome Connection of Northwest Arkansas, donating money for all of his made field goals ... He was featured on Good Morning America for his work with the organization ... His 50 PAT attempts rank seventh in a single season in school history with his 50 made PATs matching Bill McClard for sixth on the single season all-time list ... His 89 points cracked the single season Top 10, ranking 10th in school history ... He has already moved into the career Top 10 in PAT attempts (96 - 8th), PATs made (96 - 8th) and points (195 - T-10th) ... Connected on a 32-yard field goal in the third quarter of season-opening win over Cincinnati (Sept. 3) ... Capped a 14-play drive a field goal in third quarter of win over Missouri State (Sept. 17) ... Made a pair of field goals for the first time of 2022 season, booting kicks of 22 and 34 yards vs. Alabama (Oct. 1) ... Matched his career-best with a 51-yard field goal at Mississippi State (Oct. 8) ... Made his fourth straight field goal with a 34-yarder in win at BYU (Oct. 15) ... Matched his season-best with a pair of field goals in victory at Auburn (Oct. 29), connecting from 27 and 37 yards ... Kicked his second 50-yard field goal of the season with a 50-yarder vs. Liberty (Nov. 5) ... Extended his streak to eight straight made field goals with a 28-yard boot vs. LSU (Nov. 12) ... Made two field goals in a game for the third time during the season, connecting from 46 yards and 20 yards at Missouri (Nov. 25) ... Nailed his final field goal attempt of the season with a 37-yarder in AutoZone Liberty Bowl win over Kansas (Dec. 28).

**2021 (FRESHMAN):** Enjoyed a stellar freshman campaign, earning Freshman All-America honors from the FWAA, Pro Football Focus and The Athletic while also being named to the SEC All-Freshman Team ... Filed Lou Groza Award Star of the Week after making four field goals against Mississippi State ... Collected two SEC Freshman of the Week honors, one for his performance against Texas and the other for his outing against Mississippi State ... Earned SEC Special Teams Player of the Week for his game-winning field goal in overtime at LSU ... Logged five games with multiple field goals ... Appeared in all 13 games connecting on 20 of his 24 field goal attempts, the third-most makes in a single season by a Razorback kicker ... Drilled all 46 of his point after attempts to match the seventh-most in a single-season in program history and most since 2015 ... Charted the fifth-best single season field goal percentage (83.3 percent) in school history and the best by an Arkansas kicker since 2013 ... Hit his first career collegiate field goal in the season opener against Rice (Sept. 4) ... Earned SEC Freshman of the Week after nailing a career-best four field goals (4-for-4) against Texas (Sept. 11) ... Totaled nine points after hitting a 25-yard field goal and going 4-for-4 on PATs against Georgia Southern (Sept. 18) ... Made both field goals, including a 46-yarder, while adding two made PATs against Texas A&M (Sept. 25) ... Converted on all six PATs and connected on a 31-yard field goal against Ole Miss (Oct. 9) ... Contributed five points against Auburn (Oct. 16) thanks to a pair of PATs and a 44-yard field goal ... Secured second SEC Freshman of the Week honor after being responsible for 11 of the Hogs' 31 points against Mississippi State (Nov. 6), hitting field goals from 46, 48 and a career-long 51 yards away ... Named SEC Special Teams Player of the Week after kicking a 37-yard game-winning field goal in overtime at LSU (Nov. 13) and finishing the game with 10 points thanks to three made field goals from 48, 27 and 37 yards and a made PAT ... Made all five PATs vs. Alabama (Nov. 20) ... Registered 10 points against Missouri (Nov. 26) after notching two made field goals and all four PATs ... Called on for one field goal from 36 yards to go with three made PATs against Penn State (Jan. 1) in Outback Bowl win.

**HIGH SCHOOL:** According to Kohl's Kicking, rated a five-star punter and kicker and is the No. 2 kicker and No. 5 punter in his class ... Consensus three-star prospect by 247Sports, Rivals and ESPN ... Ranked as the No. 1 kicker in his class by 247Sports ... Handled place kicking, kickoff and punting duties for head coach Josh Norman at Southmoore High School ... As a senior was named Central Oklahoma Athletic Conference Special Teams Player of the Year ... Selected an Adidas All-American and named to the Under Armour All-American Game roster ... USA Today Preseason Second Team All-American ... As a junior was named to the Tulsa World All-State Second Team and Oklahoman Big All-City Second Team ... Was also named Central Oklahoma Athletic Conference Special Teams Player of the Year and Oklahoman All-State Honorable Mention ... As a senior, made 6-of-10 field goals with a long of 49 yards and made 24-of-24 point after tries ... Punted 41 times, placing nine inside the 20-yard line ... **CHOSE ARKANSAS OVER:** Colorado, Oklahoma State, Nevada, Air Force, Navy, Army and others.

**PERSONAL:** Born August 17, 2003 ... Son of Ronda and Todd Little.

### CAREER KICKING STATS

	GP/GS	MADE	ATT	LG	PCT
2021	13/0	20	24	51	83.3
2022	13/0	13	16	51	81.3
<b>TOTAL</b>	<b>26/0</b>	<b>33</b>	<b>40</b>	<b>51</b>	<b>82.5</b>







## RETURNING PLAYERS



### #51 DEVON MANUEL

OL | 6-9 | 310 | R-So. | 1L  
Sunset, La. (Beau Chene HS)

**2022 (REDSHIRT FRESHMAN):** Played in one game during his second season, seeing snaps in the victory at Auburn (Oct. 29) ... Made his collegiate debut with nine snaps at left tackle as Razorbacks finished off road win at Auburn.

**2021 (FRESHMAN):** Redshirted during his first season and did not appear in any games.

**HIGH SCHOOL:** Consensus three-star prospect by 247Sports, Rivals and ESPN ... Rated the No. 28 player in Louisiana by 247Sports and the No. 78 overall offensive tackle ... Played for head coach Sal Diesi at Beau Chene High School ... Also played basketball in high school ... **CHOSE ARKANSAS OVER:** Iowa State, Michigan State, Houston, Indiana, Louisiana and others.

**PERSONAL:** Born June 10, 2003.



### #11 SAM MBAKE

WR | 6-3 | 203 | So. | 1L  
Kennesaw, Ga. (North Cobb HS)

**2022 (FRESHMAN):** Played in nine games during his first collegiate season, primarily on special teams ... Contributed on three of four special teams units throughout the season, logging 41 snaps on kickoff coverage, 17 on punt return and 14 on the punt team according to Pro Football Focus ... Made his first collegiate tackle vs. Missouri State (Sept. 17) ... Transitioned to defensive back for part of the season but did not see game action before moving back to wide receiver.

**HIGH SCHOOL:** Rated a four-star prospect by 247Sports and a three-star prospect according to Rivals and ESPN ... Rated the No. 45 wide receiver nationally and the No. 28 overall prospect in the state of Georgia by 247Sports ... Played for head coach Jason Ellsworth at North Cobb High School ... Made 22 catches for 378 yards and 4 touchdowns as a senior ... Caught 54 passes for 473 yards and five touchdowns during his junior year ... Selected to play in the 2022 All-American Bowl ... **CHOSE ARKANSAS OVER:** Arizona State, Colorado, Florida, Florida State, Georgia, Georgia Tech, Indiana, LSU, Maryland, Miami (Fla.), Michigan State, Minnesota, Mississippi State, NC State, Ole Miss, Penn State, Pitt, South Carolina, Syracuse, Tennessee, USC, Virginia Tech, Wisconsin and others.

**PERSONAL:** Son of Eisther Mbake and Samuel Sumelong ... Born December 11, 2003 ... Recorded a broad jump of 10'1" and squatted 445 pounds during the offseason.



### #24 QUINCEY McADOO

DB | 6-2 | 187 | So. | 1L  
Clarendon, Ark. (Clarendon HS)

#### 2022 FRESHMAN ALL-SEC

**2022 (FRESHMAN):** Transitioned from wide receiver to defensive back during the season, making 30 tackles with two interceptions and four pass breakups in nine games, four starts, to earn Freshman All-SEC status from the league's coaches ... Moved to the defensive side of the ball after breaking his hand during the season, seeing his first action on defense against Liberty (Nov. 5) and moving into the starting lineup the following week vs. LSU (Nov. 12) and starting the team's final four games at cornerback ... His two interceptions ranked second on the team ... Saw action early in the season on special teams and played 115 total snaps on various special teams units ... Made an immediate impact in his first game in the defensive backfield, picking off a pass, breaking up another and blocking a punt to go with three tackles ... Earned his first career start the following week vs. LSU, collecting six tackles with a pair of pass breakups ... Recorded seven tackles, including his first career sack, in win over Ole Miss (Nov. 19) ... Made five stops and broke up a pass at Missouri (Nov. 25) ... Logged a career-best nine tackles and intercepted his second pass in win over Kansas in the AutoZone Liberty Bowl (Dec. 28).

**HIGH SCHOOL:** Enrolled early and participated in spring practices ... Rated a four-star prospect by 247Sports and Rivals and a three-star prospect by ESPN ... Rated the No. 2 player in Arkansas, No. 28 wide receiver in the nation and No. 207 player overall by Rivals ... Played both wide receiver, running back and defensive back for head coach Mark Courtney at Clarendon High School ... High school teammates with fellow Arkansas 2022 signee, TE Dax Courtney ... Helped Clarendon to a 9-3 record and state title game appearance as a senior ... Utilized all over the field and completed 7-of-19 passes 165 yards and two touchdowns, rushed 82 times for 894 yards (10.9 ypc) and 11 touchdowns, hauled in 34 catches for 617 yards (18.1 ypc) and eight touchdowns ... Defensively added 58 tackles, 2.0 tackles for loss, one interception and an 88-yard fumble return for a touchdown ... As a junior he recorded 26 receptions for 458 yards (17.6 ypc) with eight touchdowns and 548 rushing yards on 53 carries (10.3 ypc) with five touchdowns ... He posted 76 tackles, 2.0 tackles for loss, two forced fumbles, one fumble recovery, four passes broken up and five interceptions with a pick-six as a defensive back ... Returned nine kickoffs for 276 yards (30.7 ypr) and six punts for 90 yards (15.0 ypr) ... Part of a 7-3 team that reached the playoffs as a junior ... Also ran track, competing in the 100m and 200m events ... **CHOSE ARKANSAS OVER:** Florida State, Baylor, Auburn, Oklahoma and others.

**PERSONAL:** Son of Elfonzo McAdoo and LaTonya Love ... Has three brothers, Elfonzo Jr., Tedrick and Tayelar, and two sisters, Kynnedi and Reighan ... Born February 19, 2004.

#### CAREER DEFENSIVE STATS

	GP/GS	UA	A	TOTAL	TFL	SACK	FF/FR	INT	QBH	PD
2022	9/4	20	10	30	1.0	1.0	0/0	2	0	4
TOTAL	9/4	20	10	30	1.0	1.0	0/0	2	0	4





## RETURNING PLAYERS



### #2 DWIGHT McGLOTHERN

DB | 6-2 | 190 | Sr. | 1L  
Houston, Texas (Klein Oak HS/LSU)

2023 PRESEASON FIRST-TEAM ALL-SEC (ATHLON)

2023 PRESEASON SECOND-TEAM ALL-SEC (PHIL STEELE)

2022 SECOND-TEAM ALL-SEC (COACHES)

2022 THIRD-TEAM ALL-SEC (PFF)

**2022 (JUNIOR):** Made an immediate impact in his first season at Arkansas, earning Second-Team All-SEC honors from the league's coaches and third-team recognition from Pro Football Focus after leading the team and ranking second in the league with four interceptions ... Posted a career year with highs in tackles (52), interceptions (4), forced fumbles (2), fumbles recovered (1) and passes defended (10) ... Started all 13 games in the Arkansas secondary at cornerback ... Started his Razorback career with a bang, picking off a pass to go with four tackles in the season-opening win over Cincinnati (Sept. 3) ... Made it two in a row with an interception vs. South Carolina (Sept. 10), recording four tackles in the win ... Logged one stop vs. Missouri State (Sept. 17) and two vs. Texas A&M (Sept. 24) ... Intercepted his third pass in the team's first five games, picking off Alabama QB Bryce Young in the red zone vs. Crimson Tide (Oct. 1) ... Recorded three tackles and broke one pass at Mississippi State (Oct. 8) ... Forced a fumble and made five stops in win at BYU (Oct. 15) ... Broke up a pass and made seven tackles at Auburn (Oct. 29) ... Posted three tackles vs. Liberty (Nov. 5) and a pair of stops vs. his former team LSU (Nov. 12) ... Made eight stops in win over Ole Miss (Nov. 19) to go with a forced fumble and fumble recovery ... Broke up a pair of passes and recorded two tackles at Missouri (Nov. 25) ... Set a career-high with 10 tackles in AutoZone Liberty Bowl victory over Kansas (Dec. 28), picking off his fourth pass of the season in the win.

**2021 (SOPHOMORE AT LSU):** Played in 10 games with six starts, registering 32 tackles, six pass breakups, one forced fumble, one interception and a touchdown ... Made first collegiate start and finished with two solo tackles, including one tackle for loss against Central Michigan (Sept. 18) ... Accumulated five tackles against Mississippi State (Sept. 25) ... Finished with five unassisted stops, including one for loss, against Auburn (Oct. 2) ... Contributed one tackle and broke up a pass against Kentucky (Oct. 9) ... Picked off one pass and returned it 37 yards for a touchdown while also registering four solo tackles and three pass breakups against Florida (Oct. 16) ... Charted two tackles against Ole Miss (Oct. 23) ... Led the Tigers with a career-high eight tackles, including two for loss against Alabama (Nov. 6) ... Logged three tackles and broke up a pass against Arkansas (Nov. 13) ... Carded two tackles against Texas A&M (Nov. 27).

**2020 (FRESHMAN):** Played in seven games with no starts ... Came on strong at the end of the year, seeing significant action in wins over Florida and Ole Miss ... Had career-best four tackles and a pass breakup in win over Florida ... Followed that with a pair of tackles and a pass breakup in win over Ole Miss ... Had three tackles in win over Arkansas.

**HIGH SCHOOL:** One of the nation's top prep prospects for the Class of 2020 ... Ranked No. 19 in the 247Sports Composite Rankings and listed as a Top 300 overall prospect ... As a senior at Klein Oak, was a two-way standout ... Recorded four interceptions on the defensive side of the ball and caught 66 passes for 1,307 yards and 18 touchdowns on offense ... Totaled 15 interceptions during his prep career ... On offense, capped his career with 2,593 receiving yards and 34 touchdowns ... Competed in the 2020 All-American Bowl in San Antonio, where he recorded two interceptions.

**PERSONAL:** Born Feb. 6, 2002.

#### CAREER DEFENSIVE STATS

	GP/GS	UA	A	TOTAL	TFL	SACK	FF/FR	INT	QBH	PD
2020 (LSU)	6/0	8	1	9	0.0	0.0	0/0	0	0	2
2021 (LSU)	10/6	26	6	32	2.0	0.0	1/0	1	1	5
2022	13/13	43	9	52	1.0	0.0	2/1	4	0	10
<b>TOTAL</b>	<b>29/19</b>	<b>77</b>	<b>16</b>	<b>93</b>	<b>3.0</b>	<b>0.0</b>	<b>3/1</b>	<b>5</b>	<b>1</b>	<b>17</b>



### #90 MARCUS MILLER

DL | 6-5 | 306 | R-Sr. | 3L  
Warren, Ark. (Warren HS)



**2022 (REDSHIRT JUNIOR):** Saw action in two games but did not record any stats ... Received snaps in the win at Auburn (Oct. 29) and AutoZone Liberty Bowl victory over Kansas (Dec. 28).

**2021 (REDSHIRT SOPHOMORE):** Played in two games against Auburn (Oct. 16) and Arkansas-Pine Bluff (Oct. 23), recording playing time on the defensive line ... Tallied two tackles (one solo) ... Made season debut versus Auburn and did not record any statistics ... Charted season high two tackles in victory against Arkansas-Pine Bluff.

**2020 (REDSHIRT FRESHMAN):** Played in three games against Florida (Nov. 14), LSU (Nov. 21) and Alabama (Dec. 12), seeing action on the defensive line ... Totaled seven tackles (three solo) ... Made season debut at Florida and did not record any statistics ... Logged a career-high six tackles and played a career-best 46 snaps against LSU ... Registered one tackle in the season finale against Alabama ... According to Pro Football Focus, saw action in 55 defensive and 8 special teams snaps ... Posted a rush defensive grade of 69.4.

**2019 (FRESHMAN):** Played in two games during his freshman season at Arkansas, appearing in the season opener against Portland State (Aug. 30) and at Kentucky (Oct. 12) ... Recorded one tackle, going for a one-yard loss against the Wildcats ... Totaled four snaps in the contest in Lexington.

**HIGH SCHOOL:** Three-star prospect by Rivals and 247Sports ... Rated as the No. 8 player in the state of Arkansas by Rivals ... Four-year varsity letterwinner at Warren High School in Warren, Arkansas ... Also lettered in basketball ... Racked up 52 total tackles, seven for loss, including two sacks to go with four quarterback hurries and one recovered fumble as a senior ... Helped the Lumberjacks to a 9-2 overall record and a berth in the second round of the Arkansas state 4A playoffs ... Posted 78 tackles and eight sacks, as well as six PBUs as a junior in 2017, propelling Warren HS to 13-2 mark and a heart-breaking one point loss in the 2017 Centennial Bank Arkansas state 4A championship game ... CHOSE ARKANSAS OVER: Missouri, Tennessee and others.

**PERSONAL:** Born Nov. 19, 1999 ... Son of Karmalisa York and Mark Miller ... Has one sibling, Xavion.

#### CAREER DEFENSIVE STATS

	GP/GS	UA	A	TOTAL	TFL	SACK	FF/FR	INT	QBH	PD
2019	2/0	1	0	1	1.0	0.0	0/0	0	0	0
2020	3/0	3	4	7	0.0	0.0	0/0	0	0	0
2021	2/0	1	1	2	0.0	0.0	0/0	0	0	0
2022	2/0	0	0	0	0.0	0.0	0/0	0	0	0
<b>TOTAL</b>	<b>9/0</b>	<b>5</b>	<b>5</b>	<b>10</b>	<b>1.0</b>	<b>0.0</b>	<b>0/0</b>	<b>0</b>	<b>0</b>	<b>0</b>





## RETURNING PLAYERS



### #27 CHRIS PAUL JR.

LB | 6-1 | 230 | R-So. | 1L  
Cordele, Ga. (Crisp County HS)

2023 PRESEASON SECOND-TEAM ALL-SEC (PHIL STEELE)

2023 PRESEASON THIRD-TEAM ALL-SEC (ATHLON)

2022 SECOND-TEAM FRESHMAN ALL-AMERICAN (CFN, THE ATHLETIC)

2022 FRESHMAN ALL-SEC

**2022 (REDSHIRT FRESHMAN):** Produced an outstanding season, earning Second-Team Freshman All-American from College Football News and The Athletic and Freshman All-SEC honors from the league's coaches ... Played in all 13 games, starting the final two games of the season, making 62 tackles along with eight tackles for loss, four sacks, one forced fumble and one fumble recovery... His eight tackles for loss ranked third on the team with his four sacks ranking fourth on the squad ... Made five tackles in season-opening win over Cincinnati (Sept. 3) ... Followed up with a career-best two tackles for loss, including a sack, as part of a five-tackle performance with a forced fumble and fumble recovery in South Carolina (Sept. 10) victory ... Picked up two more tackles in win over Missouri State (Sept. 17) ... Made one stop vs. Texas A&M (Sept. 24) and added two more vs. Alabama (Oct. 1) ... Recorded five stops at Mississippi State (Oct. 8) ... Logged three tackles, including a tackle for loss, at BYU (Oct. 15) ... Notched his second sack of the season in win at Auburn (Oct. 29) as part of a five-tackle game ... Made two tackles vs. Liberty (Nov. 5) ... Matched his career-best with two tackles for loss and set a career-high with a pair of sacks vs. LSU (Nov. 12) ... Recorded a TFL for the second straight game, making seven stops in win over Ole Miss (Nov. 19) ... Earned his first career start and made it three straight games with a tackle for loss at Missouri (Nov. 25), led the team with nine tackles ... Collected a career-high 12 tackles in AutoZone Liberty Bowl victory over Kansas (Dec. 28).

**2021 (FRESHMAN):** Redshirted during his first season ... Appeared in four games, seeing time against Georgia Southern (Sept. 18), against UAPB (Oct. 23), against Missouri (Nov. 26) and against Penn State (Jan. 1) in the Outback Bowl win ... Made first collegiate appearance against Georgia Southern ... Credited with his first career tackle and tackle for loss against UAPB.

**HIGH SCHOOL:** Rated a consensus three-star prospect by 247Sports, Rivals and ESPN ... Rated the No. 22 inside line-backer in his class ... Ranked the No. 61 player in Georgia by Rivals ... Played linebacker and running back for head coach Brad Barber at Crisp County High School ... As a senior, made 91 total tackles in 11 games and added 20.0 tackles for loss and 2.5 sacks ... Also forced one fumble and blocked one punt ... Offensively, rushed eight times for 67 yards (8.4 ypc) and a touchdown and made four grabs for 57 yards (14.3 ypc) and a touchdown ... As a junior, made 157 tackles with 10.0 tackles for loss and 4.5 sacks, leading Crisp County to an 11-4 record ... He also rushed 13 times for 113 yards (8.7 ypc) and three touchdowns and also made 10 catches for 112 yards (11.2 ypc) and two touchdowns ... As a sophomore, recorded 92 tackles, 12.0 tackles for loss and 6.5 sacks, while reaching the state championship game ... **CHOSE ARKANSAS OVER:** Nebraska, Cincinnati, Louisville, Tennessee and others.

**PERSONAL:** Born Nov. 4, 2002 ... Son of Velieka and Chris Paul Sr. ... Father is a United States Navy veteran ... Has six older sisters and one younger brother.

#### CAREER DEFENSIVE STATS

	GP/GS	UA	A	TOTAL	TFL	SACK	FF/FR	INT	QBH	PD
2021	4/0	0	1	1	0.5	0	0/0	0	0	0
2022	13/2	38	24	62	8.0	4.0	1/1	0	3	0
<b>TOTAL</b>	<b>17/2</b>	<b>38</b>	<b>25</b>	<b>63</b>	<b>8.5</b>	<b>4.0</b>	<b>1/1</b>	<b>0</b>	<b>3</b>	<b>0</b>



### #32 LANDON PHIPPS

DB | 6-0 | 187 | R-Fr. | RS  
Springdale, Ark. (Springdale HS)

**2022 (FRESHMAN):** Redshirted in his first season on campus.

**HIGH SCHOOL:** A two-way player at Springdale HS, seeing action at quarterback and defensive back as a senior, while also seeing time at wide receiver earlier in his prep career ... As a senior he finished with 1,207 all-purpose yards and 14 touchdowns for the Bulldogs.



### #49 JOHN PAUL PICKENS

DB | 6-0 | 185 | R-Fr. | RS  
Jonesboro, Ark. (Jonesboro HS)

#### 2022 FIRST-YEAR SEC ACADEMIC HONOR ROLL

**2022 (FRESHMAN):** Redshirted during his first season at Arkansas.

**HIGH SCHOOL:** Starred at Jonesboro HS for the Golden Hurricane ... Made 77 tackles, 54 solo, with three interceptions and a fumble recovery as a senior ... Played with fellow freshman Rykar Acebo at Jonesboro HS and joins fellow JHS players Jashaud Stewart and Marco Avant on the Razorbacks' roster.





## RETURNING PLAYERS



### #35 MANI POWELL

LB | 6-3 | 230 | So. | 1L  
Fayetteville, Ark. (Fayetteville HS)

**2022 (FRESHMAN):** Played in 11 games during his first season on campus, primarily on special teams ... Did not record any statistics ... Enrolled early but was unable to participate in spring practice while recovering from a knee injury.

**HIGH SCHOOL:** Rated a consensus three-star prospect by 247Sports, Rivals and ESPN ... Rated the No. 3 prospect in Arkansas and the No. 37 linebacker nationally according to 247Sports ... Played his senior season for head coach and former Arkansas QB Casey Dick at Fayetteville High School ... As a senior, was limited to four games due to an injury ... Posted 32 tackles, 3.0 tackles for loss, 1.5 sacks, five quarterback hurries, one pass broken up, one fumble recovery and one forced fumble ... Also saw time at running back, rushing eight times for 16 yards (2.0 ypc) and three touchdowns ... Member of a Fayetteville team that reached the state title game, going 10-3 ... Previously played at McKinley High School in Canton, Ohio ... Played seven games in 2020 due to COVID-19 pandemic and recorded 81 tackles, 14.0 tackles for loss, 4.0 sacks, seven quarterback pressures and two forced fumbles ... Also contributed at running back, logging 138 yards (7.3 ypc) with three touchdowns ... Earned Northeast Inland District Defensive Player of the Year honors and was named first-team All-Ohio ... Also was a state-qualifying wrestler and placed third at state in the discus and fifth in the shot put at Canton McKinley ... **CHOSE ARKANSAS OVER:** Michigan, Syracuse, West Virginia, Indiana, Toledo and others.

**PERSONAL:** Son of Shaunta Michael ... Has two brothers, Elijah and Eugene, and a sister, Eurazeshia ... Born June 8, 2003.



### #5 RAHEIM SANDERS

RB | 6-2 | 237 | Jr. | 2L  
Rockledge, Fla. (Rockledge HS)

**2023 PRESEASON SECOND-TEAM ALL-AMERICAN (PHIL STEELE)**

**2023 PRESEASON FIRST-TEAM ALL-SEC (ATHLON)**

**2023 PRESEASON FIRST-TEAM ALL-SEC (PHIL STEELE)**

**2022 FIRST-TEAM ALL-SEC (AP, USA TODAY)**

**2022 SECOND-TEAM ALL-SEC (COACHES, PFF)**

**2022 FALL SEC ACADEMIC HONOR ROLL**

**2021 SEC ALL-FRESHMAN (COACHES)**

**2021 FIRST-YEAR SEC ACADEMIC HONOR ROLL**

**2022 (SOPHOMORE):** Started all 13 games, emerging as one of the nation's premiere running backs with 1,443 yards rushing and 10 touchdowns to go with 28 receptions for 271 yards and two scores ... His 1,443 rushing yards are the fourth-most by a Razorback all time and ranked second in the SEC and 13th nationally ... One of just 20 players at the FBS level to average 100 yards rushing per game, averaging 111.0 yards per game ... Gained 10+ yards on 51 plays from scrimmage (40 runs, 11 receptions) ... Gained 20+ yards on 15 carries to rank sixth nationally ... His 6.50 yards per carry ranks fifth in school history and is the best since Felix Jones set the school record in 2007 ... 222 carries ranks 10th all time at Arkansas for a single season ... His seven 100-yard games are tied for the third-most in a season in school history and his eight 100-yard games in his career already put him 11th all time at Arkansas in just 26 career games ... Proved to be versatile out of the backfield, catching at least one pass in 11 of 13 games (is the team's leading returning receiver in receptions, yards and touchdowns) ... Ran for 117 yards on 20 carries with three catches for 12 yards in season-opening win over Cincinnati (Sept. 3) ... Scored twice and rolled to 156 yards on 24 carries to go with three more receptions and 30 yards in victory vs. South Carolina (Sept.

10) ... Found the end zone twice in win over Missouri State (Sept. 17), taking a shovel pass 73 yards for a score and rushing for 167 yards on 22 carries with another touchdown for a total of 242 yards, making him one of just two SEC players (Florida's Percy Harvin) in history since 2000 to record 150+ rushing yards with a rushing TD and 70+ receiving yards with a receiving TD ... Held under 100 yards for the first time during the season with 68 yards on 17 carries vs. Texas A&M (Sept. 24) ... Became just the sixth Razorback - first since Rakeem Boyd in 2018 - to rush for 100+ yards against Alabama (Oct. 1), gaining 101 yards on 22 carries with a touchdown ... Ran for 86 yards and a score on 20 carries with four receptions for 49 yards at Mississippi State (Oct. 8) ... Posted back-to-back games with 170+ yards rushing, going for 175 yards and two TDs on 15 carries in win at BYU (Oct. 15) and followed up with 171 yards on 16 carries in win at Auburn (Oct. 29) ... Performance at Auburn garnered him his first SEC Offensive Player of the Week accolade ... Gained 60 yards on 17 carries vs. Liberty (Nov. 5) ... Rushed for 46 yards on 12 carries vs. LSU (Nov. 5) ... Recorded a career-best 232 yards - fifth-most in Arkansas history - with a career-high three touchdowns on 24 carries in bowl-clinching win over Ole Miss (Nov. 19) to earn his second SEC Offensive Player of the Week honor of the season ... Caught three passes for 22 yards and a score to go with 47 yards rushing on 10 carries at Missouri (Nov. 25) ... Injured early in AutoZone Liberty Bowl victory vs. Kansas (Dec. 28), rushing for just 17 yards on three carries.

**2021 (FRESHMAN):** Earned SEC All-Freshman honors from the league's coaches after playing in all 13 games finishing with 578 rushing yards (5.2 ypc) and five touchdowns on the ground while also contributing 11 receptions for 109 yards and a score ... Part of a Razorback rushing attack that saw four different Hogs gain over 500 yards for the first time since 1975 ... Tallied 706 all-purpose yards on the year ... Ranked second on the team in rushing yards ... Registered one 100-yard rushing game (at Ole Miss), logging three runs of 20+ yards on the season ... Had two games with multiple rushing touchdowns on the year ... In his collegiate debut, ran the ball seven times for 44 yards against Rice (Sept. 4) ... Rushed eight times for 50 yards while scoring his first collegiate touchdown against Texas (Sept. 11) ... Carried the ball 10 times for 43 yards against Georgia Southern (Sept. 18) ... Rushed the ball six times for 27 yards against Texas A&M (Sept. 25) ... Registered 21 rushing yards on six attempts and recorded his first collegiate reception for 22 yards at Georgia (Oct. 2) ... Went for a career-high 139 yards on 17 rushing attempts (8.2 ypc) with a long of 42 yards and added a career-best three receptions for 26 yards at Ole Miss (Oct. 9) ... His 139 rushing yards were the most by an Arkansas rusher during the season ... Racked up 64 yards on 16 carries and hauled in one reception for seven yards against Auburn (Oct. 16) ... Rushed for 46 yards on nine attempts against UABP (Oct. 23) ... Tallied 26 yards on eight carries while tying his career high in receptions with three for 41 yards, including a long of 24 yards, against Mississippi State (Nov. 6) ... Had one reception at LSU (Nov. 13) ... Rushed the ball six times for 18 yards and carded two receptions for 16 yards and a score at Alabama (Nov. 20) ... Carried the ball eight times for 21 yards and a season high two touchdowns in victory against Missouri (Nov. 26) ... Charted 79 yards on 13 carries in bowl win over Penn State (Jan. 1).







## RETURNING PLAYERS

**HIGH SCHOOL:** Rated a four-star prospect by 247Sports and Rivals and a three-star prospect by ESPN ... Rated the No. 19 player in Florida by 247Sports and No. 8 athlete in the country ... Slotted at No. 160 in the Top247 list ... Ranked No. 250 in Rivals250 ... Played running back, wide receiver and linebacker for head coach Wayne Younger at Rockledge High School ... As a senior, rushed for 317 yards (15.9 ypc) and four touchdowns while making 24 catches for 391 yards (16.3 ypc) with four touchdowns ... Also totaled 237 kick return yards with a touchdown ... As a junior rushed for 33 yards (6.6 ypc) and a touchdown, made 15 catches for 368 yards (24.5 ypc) with two scores and registered 225 kickoff return yards ... Defensively, made 24 tackles in his high school career, totaling 8.0 tackles for loss and 6.0 sacks as a junior ... Made a career-high six catches for 165 yards and two touchdowns in a win over Bayside High School ... Appeared in the state playoffs each of the last two seasons, finishing with a 7-2 record as a senior and an 8-2 record as a junior ... Also, played basketball and competed in track and field at Rockledge ... Averaged 9.5 points and 5.7 rebounds as a junior ... **CHOSE ARKANSAS OVER:** Oklahoma, Auburn, Miami (Fla.), Florida State, UCF and others.

**PERSONAL:** Born June 8, 2002 ... Has a son, Raheim Jr. ... Impressed in the weight room during the offseason, bench pressing 365 pounds and squatting 515 pounds to be among the team's best.

### CAREER RUSHING STATS

	GP/GS	ATT	YDS	AVG/G	TD	LG
2021	13/0	114	578	44.5	5	42
2022	13/13	222	1443	111.0	10	76
<b>TOTAL</b>	<b>26/13</b>	<b>336</b>	<b>2021</b>	<b>77.7</b>	<b>15</b>	<b>76</b>

### CAREER RECEIVING STATS

	REC	YDS	AVG/C	TD	LG
2021	11	109	9.9	1	24
2022	28	271	9.7	2	73
<b>TOTAL</b>	<b>39</b>	<b>480</b>	<b>9.7</b>	<b>3</b>	<b>73</b>



### #16 ISAIAH SATEGNA

WR | 5-11 | 178 | R-Fr. | RS  
Fayetteville, Ark. (Fayetteville HS)

**2022 (FRESHMAN):** Saw action in four games to reserve his redshirt in his first season at Arkansas ... Caught two passes for 12 yards ... Hauled in his first career reception in win at Auburn (Oct. 29), taking a pop pass 10 yards ... Had one reception for two yards in AutoZone Liberty Bowl victory over Kansas (Dec. 28) ... Emerged during spring practice in 2023, capping the spring with three catches for 90+ yards and two touchdowns in team's final scrimmage.

**HIGH SCHOOL:** Consensus four-star prospect by 247Sports, Rivals and ESPN ... Member of Rivals250, coming in as the No. 159 overall prospect in the nation ... Top-rated prospect in the state of Arkansas and No. 29 wide receiver according to 247Sports ... No. 1 overall prospect in Arkansas and No. 24 wide receiver in the country by Rivals ... Played wide receiver for head coach and former Arkansas QB Casey Dick at Fayetteville High School ... 172 receptions for 3,261 yards and 25 touchdowns during his high school career, including 100 catches for a nation-leading 1,908 yards and 17 touchdowns as a senior for state runner-up Bulldogs ... Totaled six rushing attempts for 157 yards and three touchdowns on the ground in his career ... Also returned kickoffs, accumulating 484 total return yards (24.2 avg.) with one kickoff return touchdown during his high school career ... Competed in track & field at Fayetteville, checking in as the No. 4 prospect in the nation for the 2022 class by MileSplit ... Named 2021-22 Gatorade Arkansas Boys Track & Field Player of the Year ... **CHOSE ARKANSAS OVER:** Auburn, Baylor, Cincinnati, Colorado, Florida State, Oregon and others.

**PERSONAL:** Son of Mario and Dahlia Sategna ... Has one sister, Isabella ... Born July 11, 2003.

### CAREER RECEIVING STATS

	GP/GS	REC	YDS	AVG/C	TD	LG
2022	4/0	2	12	6.0	0	10
<b>TOTAL</b>	<b>4/0</b>	<b>2</b>	<b>12</b>	<b>6.0</b>	<b>0</b>	<b>10</b>




### #57 MASON SCHUECK

LB | 6-2 | 219 | R-Fr. | RS  
Little Rock, Ark. (Pulaski Academy)

**2022 (FRESHMAN):** Redshirted during his initial season on campus.

**HIGH SCHOOL:** Helped lead Pulaski Academy to a third straight state title in 2021 for head coach and former Razorback Anthony Lucas ... Made 75 tackles with 10 tackles for loss and a fumble recovery as a senior ... Joins Luke Jones as fellow Bruins on the Hogs' roster.



### #60 PAYTON SIMPSON

OL | 6-4 | 339 | R-Jr. | SQ  
Bentonville, Ark. (Bentonville HS)

**2022 (REDSHIRT SOPHOMORE):** Did not see game action.

**HIGH SCHOOL:** Two-year letterwinner at Bentonville High School in Bentonville, Arkansas ... Helped Coach Jody Grant and the Tigers to a No. 4 state ranking and an 11-1 season in 2019, with the only loss coming in the semifinals of the State 7A playoffs ... Blocked for a seven-win squad in 2018, with a spotless 7-0 conference performance, wrapping the year with a top-10 rank among Arkansas teams ... Played his sophomore season at Shiloh Christian.



### #31 COURTNEY SNELLING

DB | 5-11 | 163 | R-Sr. | SQ  
Little Rock, Ark. (Joe T. Robinson HS)

**2022 (REDSHIRT JUNIOR):** Did not see game action in 2022.

**HIGH SCHOOL:** Joined the team as a preferred walk-on ... Attended Joe T. Robinson HS in Little Rock, Ark. ... Received A-B honor roll award and was a two-time all-conference recipient.

**PERSONAL:** Son of Vatsana Ferrell and Courtney Snelling, Sr. ... Siblings are Chloe Ferrell, Victoria Wilson, Hayden Phanavanh, Trai Wade, Zae Marshall, Courtland Snelling and Anforney Snelling.





## RETURNING PLAYERS



### #48 ELI STEIN

LS | 6-3 | 234 | So. | 1L  
Cambridge, Wis. (Cambridge HS)

**2022 (FRESHMAN):** Started the first 11 games of the season as the team's long snapper before a finger injury forced him to miss the final two games of the season ... Logged 116 special teams snaps according to Pro Football Focus with 59 on the punt unit and 54 on the field goal unit.

**HIGH SCHOOL:** Consensus five-star prospect by Kohl's Kicking and Rubio Long Snapping ... Rated the No. 2 long snapper in the country by Kohl's Kicking ... No. 3 long snapper nationally per Rubio Long Snapping ... Played tight end and linebacker in addition to snapping for head coach Mike Klingbeil at Cambridge High School ... Team captain ... Also played basketball and competed in track & field ... **CHOSE ARKANSAS OVER:** Baylor, Illinois, Stanford, Wisconsin and others.

**PERSONAL:** Son of Jeff and Heide Stein ... Father, Jeff, played football at Wisconsin ... Has one brother, Ezra, and two sisters, Elyssa and Emily ... Born April 11, 2004.



### #14 BRYCE STEPHENS

WR | 6-0 | 175 | R-So. | 1L  
Oklahoma City, Okla. (John Marshall HS)

**2022 (REDSHIRT FRESHMAN):** Played in all 13 games as a redshirt freshman, seeing action with the offense and on special teams ... Posted career-bests with nine receptions, 109 yards and his first career touchdown ... Returned 15 punts for 149 yards (9.93 avg) and a touchdown as the team's primary punt returner ... Made a game-turning play with an 82-yard punt return to put Arkansas in the lead in the fourth quarter of win vs. Missouri State (Sept. 17), to-taling 105 punt return yards on three returns - the eighth-most in a single game by a Razorback and the 10th-most by a team in a single game ... Hauled in two passes, including a career-long 54-yard bomb, for 59 yards and his first career touchdown at Mississippi State (Oct. 8) ... Snagged a pair of passes for 11 yards in win at Auburn (Oct. 29) ... Two receptions for 12 yards vs. Liberty (Nov. 5) ... Logged his first rushing attempt as a Razorback, gaining 21 yards on a reverse to go with one catch for 17 yards in AutoZone Liberty Bowl victory over Kansas (Dec. 28).

**2021 (FRESHMAN):** Appeared in four games and redshirted ... According to Pro Football Focus, played in 44 snaps with 34 on offense and 10 on special teams ... Hauled in first collegiate reception and finished the game with three catches for five yards in Outback Bowl win over Penn State (Jan. 1).

**HIGH SCHOOL:** Consensus three-star prospect by 247Sports, Rivals and ESPN ... Ranked the No. 86 wide receiver in his class by Rivals ... Rated the No. 8 player in Oklahoma by Rivals ... Played wide receiver for head coach Jeff Horrocks at John Marshall High School ... As a senior, played in eight games, making 32 catches for 686 yards (21.4 ypc) and nine touchdowns ... His junior year, made 21 grabs for 416 yards (19.8 ypc) and six touchdowns in nine games ... Also ran 11 times for 224 yards (20.4 ypc) and three touchdowns ... Hauled in 43 receptions for 1,004 yards (23.3 ypc) and 15 touchdowns in 11 games as a sophomore ... Also competed in track and field in 100m and 200m events ... **CHOSE ARKANSAS OVER:** Oklahoma State, TCU, Tulsa, Iowa State, Nebraska and others.

**PERSONAL:** Born June 28, 2002.

#### CAREER RECEIVING STATS

	GP/GS	REC	YDS	AVG/C	TD	LG
2021	4/0	3	5	1.7	0	6
2022	13/0	9	190	12.1	1	54
<b>TOTAL</b>	<b>17/0</b>	<b>12</b>	<b>195</b>	<b>12.1</b>	<b>1</b>	<b>54</b>

#### CAREER PUNT RETURN STATS

	NO.	YDS	TD	LG	AVG/R
2021	3	53	0	27	17.7
2022	15	149	1	82	9.9
<b>TOTAL</b>	<b>18</b>	<b>202</b>	<b>1</b>	<b>82</b>	<b>11.2</b>







## RETURNING PLAYERS



### #58 JASHAUD STEWART

DL | 6-2 | 249 | Sr. | 3L  
Jonesboro, Ark. (Jonesboro HS)

**2022 (JUNIOR):** Played in 10 games with six starts on his way to a career-high 14 tackles, including a pair of sacks and 2.5 tackles for loss ... Started the season opener vs. Cincinnati (Sept. 3), posing one stop in the win ... Registered one tackle and one quarterback hurry in victory vs. South Carolina (Sept. 10) ... Made one solo stop and broke up a pass at Mississippi State (Oct. 8) ... Logged his first half tackle for loss vs. Liberty (Nov. 5) ... Made his first career sack as part of a career-best five tackles vs. LSU (Nov. 12) ... Recorded a pair of solo tackles in Ole Miss win (Nov. 19) ... Picked up his second sack of the season at Missouri (Nov. 25) ... Made two tackles in win over Kansas in AutoZone Liberty Bowl (Dec. 28).

**2021 (SOPHOMORE):** Appeared in all 13 games with one start at defensive end ... Finished the season with seven tackles, including four solo stops ... Totaled a career-high two tackles in season opener against Rice (Sept. 4) ... Made one solo stop at Georgia (Oct. 2) ... Recorded one solo tackle against Auburn (Oct. 16) ... Made his first collegiate start against UAPB (Oct. 23) and logged a tackle ... Carded one stop at LSU (Nov. 13) ... Registered one solo tackle in regular season finale against Missouri (Nov. 26).

**2020 (FRESHMAN):** Played in eight games seeing action predominately on special teams ... Did not record any statistics ... According to Pro Football Focus, played in 66 special teams and 5 defensive snaps ... Played a season-high 17 snaps at Mississippi State (Oct. 3).

**HIGH SCHOOL:** Three-star prospect by Rivals, 247Sports and ESPN ... Rated as the 20th overall outside linebacker in the country and No. 2 player in the state of Arkansas by 247Sports ... Three-year varsity letterwinner at Jonesboro High School in Jonesboro, Arkansas ... Racked up 114 total tackles, including 85 solo, in 12 games for the Hurricane in 2019 ... Totaled 23.0 tackles for loss, with 17 sacks, as well as 14 quarterback hurries, three forced fumbles and two fumble recoveries as a senior ... Helped Jonesboro HS to an 8-4 record and a second round berth in the Arkansas 6A state playoffs ... Racked up 89 total stops as a junior in 2018, with 65 solo and 24.0 for loss, including six sacks ... He recovered four fumbles, forced three and picked off one pass ... Dropped a heartbreaker in the second round of the 2018 6A state tournament by a score of 38-37 ... Earned All-State accolades in both 2018 and 2019 for his performance on the field ... CHOSE ARKANSAS OVER: Houston, Kansas, Memphis, SMU and others.

**PERSONAL:** Jashaud (juh-SHOD) Stewart ... Born May 29, 2001 ... Son of Toria and Jerry Stewart ... Brother to Mirikil ... Squats a team-high 645 pounds and bench presses 365 pounds.

#### CAREER DEFENSIVE STATS

	GP/GS	UA	A	TOTAL	TFL	SACK	FF/FR	INT	QBH	PD
2020	8/0	0	0	0	0.0	0.0	0/0	0	0	0
2021	13/1	4	3	7	0.0	0.0	0/0	0	1	0
2022	10/6	8	6	14	2.5	2.0	0/0	0	1	1
<b>TOTAL</b>	<b>31/7</b>	<b>12</b>	<b>9</b>	<b>21</b>	<b>2.5</b>	<b>2.0</b>	<b>0/0</b>	<b>0</b>	<b>2</b>	<b>1</b>



### #67 JOSH STREET

OL | 6-6 | 308 | R-So. | 1L  
Bentonville, Ark. (Bentonville HS)

#### 2022 FALL SEC ACADEMIC HONOR ROLL

**2022 (REDSHIRT FRESHMAN):** Played in all 13 games in his first collegiate action, primarily serving on special teams ... Logged 77 snaps on punt (63) and field goal (12) units, according to Pro Football Focus.

**2021 (FRESHMAN):** Redshirted as a true freshman and did not see any game action.

**HIGH SCHOOL:** Played senior season at Bentonville High School after previously playing at Danville High School ... As a senior in 2020, member of 10-1 Tigers squad ... Named all-state while at Danville ... Came to Arkansas as a preferred walk-on ... CHOSE ARKANSAS OVER: Southeastern Louisiana, Maryland, Kansas, Louisiana-Monroe and others.

**PERSONAL:** Born Dec. 19, 2002.





## RETURNING PLAYERS



### #34 HUNTER TALLEY

TE | 6-4 | 234 | R-Fr. | RS  
Siloam Springs, Ark. (Siloam Springs HS)

**2022 (FRESHMAN):** Redshirted during his first season, learning to play tight end after playing quarterback in high school.

**HIGH SCHOOL:** Joined team as a preferred walk-on out of Siloam Springs HS in Siloam Springs, Ark. ... Completed 163 of 301 passes for 2,236 yards, 17 touchdowns as a senior ... Also rushed 184 times for 1,158 yards and 19 touch-downs during senior campaign ... Held a 3.86 GPA and scored a 35 on the ACT ... Named Arkansas Democrat-Gazette Player of the Week after completing 25 of 40 passes for 335 yards and two touchdowns on Sept. 10 ... Also received interest from Arkansas State, Memphis, Air Force and others.



### #41 KYLE THOMPSON

DL | 6-3 | 267 | R-Fr. | RS  
Aledo, Texas (Aledo HS)

**2022 (FRESHMAN):** Redshirted in his first season with the Razorbacks.

**HIGH SCHOOL:** Played defensive end at Aledo HS in Aledo, Texas, helping lead the Bearcats to a 12-1 mark and the third round of the state playoffs as a senior ... Made 49 stops (30 solo) with three sacks, 20 quarterback hurries and two fumble recoveries in his final year.

**PERSONAL:** Born Dec. 10, 2003 ... Nickname is Boogie.



### #8 TY WASHINGTON

TE | 6-4 | 244 | R-Fr. | RS  
Leesburg, Ga. (Lee County HS)

#### 2022 FIRST-YEAR SEC ACADEMIC HONOR ROLL

**2022 (FRESHMAN):** Played in five games and preserved his redshirt with new NCAA rule allowing bowl games to not count towards redshirt rules ... Saw action in each of the team's first four games, primarily on special teams ... Caught his one and only pass of the season in the AutoZone Liberty Bowl victory over Kansas (Dec. 28), a 17-yard touchdown in the first quarter.

**HIGH SCHOOL:** Enrolled early at Arkansas and participated in spring practices ... A consensus three-star prospect according to 247Sports, Rivals and ESPN ... Rated the No. 55 player in Georgia and the No. 29 tight end in the country by Rivals ... Played tight end and was a three-year starter for head coach Dean Fabrizio at Lee County High School ... Hauled in 22 receptions for 307 yards (14.0 ypc) and five touchdowns as a senior ... Named first team in Region 1-6A and helped the team to an 11-2 record and state quarterfinal appearance ... As a junior, made 17 catches for 258 yards (15.2 ypc) and 11 touchdowns ... Member of a 12-2 team that reached the state title game ... CHOSE ARKANSAS OVER: South Carolina, Tennessee, Nebraska, UCF, Georgia Tech and others.

**PERSONAL:** Son of Donta and Vanessa Washington ... Has one sister, Aiya ... Born June 8, 2004.

#### CAREER RECEIVING STATS

	GP/GS	REC	YDS	AVG/C	TD	LG
2022	5/0	1	17	17.0	1	17
<b>TOTAL</b>	<b>5/0</b>	<b>1</b>	<b>17</b>	<b>17.0</b>	<b>1</b>	<b>17</b>



### #47 BRAYLON WATSON

DB | 6-2 | 203 | R-Fr. | RS  
Malvern, Ark. (Malvern HS)

**2022 (FRESHMAN):** Redshirted in his first season at Arkansas.

**PERSONAL:** Born Dec. 26, 2003.



### #63 TERRY WELLS

OL | 6-5 | 306 | R-So. | SQ  
Parkin, Ark. (Wynne HS)

#### 2022 FALL SEC ACADEMIC HONOR ROLL

#### 2021 FIRST-YEAR SEC ACADEMIC HONOR ROLL

**2022 (REDSHIRT FRESHMAN):** Did not see any game action.

**2021 (FRESHMAN):** Redshirted and made one appearance at offensive line against Georgia Southern (Sept. 18).

**HIGH SCHOOL:** Rated a four-star prospect by 247Sports and a three-star prospect by Rivals and ESPN ... Rated the No. 1 player in Arkansas by Rivals and the No. 2 player by both 247Sports and ESPN ... Played both offensive and defensive tackle for head coach Van Paschal at Wynne High School ... MaxPreps Preseason Arkansas all-state selection ... All-state and all-district honoree as a junior ... Named the outstanding lineman at the U.S. Army All-American National Combine ... Played in the playoffs each of the last two years and was part of a 13-1 Yellowjackets team that reached the state championship as a senior ... CHOSE ARKANSAS OVER: Miami (Fla.), Mississippi State, Kansas, Arkansas State and Southern Miss.

**PERSONAL:** Born Jan. 16, 2003.





## RETURNING PLAYERS



### #56 ZACH WILLIAMS

DL | 6-4 | 256 | \*Sr. | 4L  
Little Rock, Ark. (Joe T. Robinson HS)

#### 2022 FALL SEC ACADEMIC HONOR ROLL

**2022 (SENIOR):** Played in all 13 games for the second straight season, starting six, setting career-bests in tackles (34), tackles for loss (6.5) and sacks (4.5) ... Recorded 1.5 tackles for loss, including a half sack, as part of a two-tackle performance in win over Cincinnati (Sept. 3) in season-opener ... Made one tackle and logged a quarterback hurry in win vs. South Carolina (Sept. 10) ... Posted a season-best in tackles with five to go with and matched his career-bests with two tackles for loss and two sacks in Missouri State (Sept. 17) win ... Recorded a half sack vs. Texas A&M (Sept. 24) ... Made four stops and had one quarterback hurry vs. Alabama (Oct. 1) ... Logged three tackles at Mississippi State (Oct. 8) ... Added three stops in victory at BYU (Oct. 15) ... Picked up one tackle for loss as part of three-tackle performance vs. Liberty (Nov. 5) ... Split a sack vs. LSU (Nov. 12) in three-tackle game ... Matched his season-best with five stops in win over Ole Miss (Nov. 19), including his fourth sack of the season ... Made two tackles in AutoZone Liberty Bowl victory over Kansas (Dec. 28).

**2021 (JUNIOR):** Played in all 13 games recording 23 tackles, including 5.5 tackles for loss with 2.5 sacks, and one forced fumble on the year ... According to Pro Football Focus, played in 276 defensive snaps and 151 special teams snaps ... Recorded four tackles, including 0.5 sacks for a loss of two yards, in season opener against Rice (Sept. 4) ... Recorded 0.5 tackles for loss and finished two total tackles and a forced fumble against Texas (Sept. 11) ... Made three assisted stops against Georgia Southern (Sept. 18) ... Totaled two tackles in win over Texas A&M (Sept. 25) ... Finished with two tackles with one being a tackle for loss at Georgia (Oct. 2) ... Made a season-high five tackles, including 1.5 tackles for a loss, in win over UAPB (Oct. 23) ... Finished with 0.5 tackles for loss in road win at LSU (Nov. 13) ... Totaled three tackles, including 1.5 tackles for loss, at Alabama (Nov. 20) ... Tallied one solo stop in win over Missouri (Nov. 26).

**2020 (SOPHOMORE):** Played in nine games and made four starts on the defensive line ... Registered 22 tackles (9 solo) with 1.5 tackles for loss, 1.0 sack and one quarterback hurry ... Made a career-high seven tackles while also recording a career-best 1.5 tackles for loss and 1.0 sack in the season opener against Georgia (Sept. 26) ... Wrapped up Georgia QB D'Wan Mathis for an eight-yard loss on his first career sack ... Later in the game, combined with Bumper Pool for a half tackle for loss ... Registered six tackles and made his first career start the following week in the win over Mississippi State (Oct. 3) ... Logged four tackles at Auburn (Oct. 10), totaling 17 of his 22 tackles on the year in the season's first three weeks ... Recorded two tackles in the win over Ole Miss (Oct. 17) ... Did not record any statistics at Texas A&M (Oct. 31) ... Made one tackle in each game against Tennessee (Nov. 7) and at Florida (Nov. 14) and tallied his first career quarterback hurry against the Gators ... Did not play against LSU (Nov. 21) ... Registered one tackle at Missouri (Dec. 5) ... Did not record any statistics in the season finale against Alabama (Dec. 12) ... According to Pro Football Focus, saw action in 305 defensive and 40 special teams snaps ... Posted five games with a tackle grade over 70, with a season-best 78.8 mark against Georgia.

**2019 (FRESHMAN):** Played in nine games as a freshman for the Razorbacks in 2019, primarily on the defensive line (130 snaps), while seeing a limited number of plays (14) on Arkansas' special teams units ... Totaled 12 tackles, six solo, registering a season-high four in his first SEC game at Ole Miss on Sept. 7 ... Added two more stops against Colorado State (Sept. 14) and Kentucky (Oct. 12) ... Posted a tackle against both Auburn (Oct. 19) and Alabama (Oct. 26), before tallying two more against Mississippi State on Nov. 2 ... Notched tackling grades over 71.0 from PFF in every game with a mark, including a season-best 75.9 against Ole Miss to finish the year at 81.0 overall in the category.

**HIGH SCHOOL:** Four-star prospect by 247Sports and ESPN ... Rated as the No. 15 weakside defensive end in the country by 247Sports ... Ranked fourth overall player in

the state of Arkansas by 247Sports and ESPN ... Three-year varsity letterwinner at Joe T. Robinson High School in Little Rock, Arkansas ... Racked up 97 tackles, 56 solo, with a team-best 31 for loss as a senior for the Senators ... Also paced the squad in sacks with 17.0, totaling 165 yards lost on the plays ... Caused five fumbles and recovered three, helping Robinson HS to a 12-3 overall record, falling in the 2018 Centennial Bank Arkansas state 4A football championship game on Dec. 8 ... Invited to play in the Pro Football Hall of Fame World All-Star Bowl on Dec. 22 ... Totaled 65 tackles as a junior, 34 solo and 28 for loss, with 11 sacks in 2017 ... Forced two fumbles and recovered three, pushing the Senators to a 13-1 mark, as the only loss of the season came in the Arkansas state 4A semifinal game ... **CHOSE ARKANSAS OVER:** Alabama, Florida, Georgia, Tennessee, Vander-bilt, California, Purdue, Texas, Texas Tech and others.

**PERSONAL:** Born Jan. 5, 2001 ... Son of Keli and Rickey Williams, former Arkansas linebacker (1984-87) ... Has two siblings, Sydni and Shelbi ... Posted a broad jump of 10'2" during the offseason, one of just seven on the roster to jump 10+ feet.

#### CAREER DEFENSIVE STATS

	GP/GS	UA	A	TOTAL	TFL	SACK	FF/FR	INT	QBH	PD
2019	9/0	6	6	12	0.0	0.0	0/0	0	0	0
2020	9/4	9	13	22	1.5	1.0	0/0	0	1	0
2021	13/0	7	16	23	5.5	2.5	1/0	0	1	0
2022	13/6	11	23	34	6.5	4.5	0/0	0	6	0
<b>TOTAL</b>	<b>44/10</b>	<b>33</b>	<b>58</b>	<b>91</b>	<b>13.5</b>	<b>8.0</b>	<b>1/0</b>	<b>0</b>	<b>8</b>	<b>0</b>







## RETURNING PLAYERS



### #13 JAEDON WILSON

WR | 6-3 | 178 | R-So. | 1L  
DeSoto, Texas (DeSoto HS)

**2022 (REDSHIRT FRESHMAN):** Played in eight games, catching three passes for 49 yards ... Caught his first collegiate pass at BYU (Oct. 15), hauling in a two-yard reception ... Made his biggest impact to date as a Razorback in victory over Kansas (Dec. 28) in AutoZone Liberty Bowl, catching two passes for 47 yards, including a 30-yard pass ... Also added a two-point reception in second overtime of win vs. Jayhawks ... Contributed on special teams.

**2021 (FRESHMAN):** Redshirt during his first season ... Appeared in one game, making his collegiate debut against Georgia Southern (Sept. 18) and playing in seven offensive snaps ... Did not record any statistics.

**HIGH SCHOOL:** Rated a consensus three-star prospect by 247Sports, Rivals and ESPN ... Rated the No. 96 wide receiver in his class and the No. 96 overall player in Texas by 247Sports ... Played wide receiver and was a senior captain for head coach Claude Mathis at DeSoto High School ... As a senior, made 25 catches for 488 yards (19.5 ypc) and eight touchdowns ... Totaled three two-touchdown games against Lake Ridge, Midway and Waco ... As a junior, hauled in 28 receptions for 520 yards (18.6 ypc) and seven touchdowns ... Made three grabs for a career-high 137 yards and two touchdowns against Mansfield ... In his sophomore year, made 29 grabs for 276 yards (9.5 ypc) ... **CHOSE ARKANSAS OVER:** Illinois, Louisville, Northwestern, Oregon State, Houston and others.

#### CAREER RECEIVING STATS

	GP/GS	REC	YDS	AVG/C	TD	LG
2021	1/0	0	0	0.0	0	0
2022	8/0	3	49	16.3	0	30
<b>TOTAL</b>	<b>9/0</b>	<b>3</b>	<b>49</b>	<b>16.3</b>	<b>0</b>	<b>30</b>





## NEWCOMERS



### #2 ANDREW ARMSTRONG

WR | 6-4 | 201 | R-Sr. | TR  
Dallas, Texas (Bishop Dunne HS/TAMUC)

**2022 (REDSHIRT JUNIOR AT TEXAS A&M-COMMERCE):** Played in 11 games and caught a team-leading 62 passes for a team-high 1,020 yards (16.5 ypc) and a team-best 13 touchdowns ... Averaged 92.7 receiving yards per game ... Finished the season as TAMUC's first 1,000-yard receiver since 2014 ... Eclipsed the 100-yard receiving mark in six of the Lions' 11 games ... Caught a touchdown in seven of 11 games, recording multiple touchdown receptions in four games ... Recorded at least three receptions in all 11 games ... Had three catches for 134 yards and a career-best three touchdowns against Lincoln (Calif.) (Sept. 1) ... Logged six receptions for 95 yards and a score at Tennessee Tech (Sept. 10) ... Posted seven catches for 104 yards at Sam Houston (Sept. 17) ... Matched his career best with three touchdowns on four receptions for 119 yards against North American (Sept. 24) ... Hauled in eight passes for a career-high 153 yards and a pair of touchdowns at No. 20/19 Southeastern Louisiana (Oct. 8) ... Turned in his third straight game with multiple receiving touchdowns at McNeese (Oct. 15), catching a career-best nine balls for 113 yards and two scores ... Had 102 receiving yards and a touchdown on six catches against Houston Christian (Oct. 22) ... Six catches for 42 yards against No. 9/8 UIW (Oct. 29) ... Posted four receptions for 83 yards and a touchdown against Northwestern State (Nov. 5) ... Tallied five catches for 38 yards at Nicholls (Nov. 12) ... Caught four passes for 37 yards in the season finale against Tennessee State (Nov. 19) ... Transferred to Arkansas following the season and participated in spring practice.

**2021 (REDSHIRT SOPHOMORE):** Played in 10 games ... Recorded 15 receptions for 297 yards (19.8 ypc) and three touchdowns ... First career reception came at No. 12 CSU Pueblo (Sept. 2) ... Caught one pass for a 74-yard touchdown against Western New Mexico (Oct. 16) ... Grabbed a season-high four catches for 36 yards at West Texas A&M (Oct. 23) ... Logged his first career multi-score game against UT-Permian Basin (Oct. 30), matching his season high with four catches for a season-best 81 yards and a pair of touchdowns.

**2020 (REDSHIRT FRESHMAN):** No season due to the COVID-19 pandemic.

**2019 (FRESHMAN):** Redshirt season ... Did not appear in any games.

**HIGH SCHOOL:** Two-year letter winner in football at Bishop Dunne High School ... Recorded 30 catches for 450 yards and seven touchdowns in his career... Was named Honorable Mention All-District ... National Honor Society member.

**PERSONAL:** Son of Kaprisha and Arthur Armstrong ... Has four siblings, Adonis Armstrong, Mark'Il Walker, Arthur Armstrong Jr. and Ariel Peterson ... Birthdate: Oct. 31, 2000 ... Posted a broad jump of 10'5" in the offseason to go with a 37" vertical jump.

#### CAREER RECEIVING STATS

	GP/GS	REC	YDS	AVG	TD	LNG
2021 (TAMUC)	9/3	15	297	19.8	3	74
2022 (TAMUC)	11/10	62	1020	16.5	13	96
<b>TOTAL</b>	<b>20/13</b>	<b>77</b>	<b>1317</b>	<b>17.1</b>	<b>16</b>	<b>96</b>



### #23 ISAIAH AUGUSTAVE

RB | 6-2 | 205 | Fr. | HS  
Naples, Fla. (Naples HS)

**HIGH SCHOOL:** A four-star prospect according to 247Sports and ESPN ... No. 174 prospect in Top247 rankings ... No. 294 prospect in ESPN 300 rankings ... Rated the No. 6 running back in the country and the No. 38 player in Florida by 247 Sports ... Played for head coach Rick Martin at Naples High School in Naples, Fla. ... As a junior, logged 109 carries for 950 yards (8.7 avg) and 16 touchdowns ... Totaled six 100-yard rushing games ... As a senior, rushed 110 times for 1,061 yards (9.6 avg) and 11 touchdowns ... Had three 100-yard rushing games during the season ... Birthdate: Aug. 5, 2004 ... **CHOSE ARKANSAS OVER:** Boston College, Florida State, Indiana, Kentucky, Louisville, Maryland, Minnesota, Missouri, Oklahoma State, Pitt, Purdue, Rutgers, Tennessee, Utah and others.



### #22 JEZREEL BACHERT

RB | 6-1 | 212 | R-Fr. | HS  
Big Sandy, Texas (Big Sandy HS)

**HIGH SCHOOL:** Played quarterback at Big Sandy High School in Big Sandy, Texas ... Passed for 1,125 yards and ran for 1,230 yards as a senior team captain, running for 11 scores and throwing eight more ... Joined the Razorbacks through an open tryout in spring of 2023 ... Participated in 2023 spring practice.

**PERSONAL:** Son of Garrett and Kay Bachert ... Father played football at Florida State and mother played basketball at Louisiana Tech ... Has two sisters, Keziah and Mikyla, and one brother, Gabriel ... National Army ROTC scholarship recipient, will serve a minimum of eight years in the Army upon graduation ... Played on Arkansas' club rugby team prior to joining the football program.





## NEWCOMERS



### #37 DEVIN BALE

P | 6-3 | 216 | Jr. | TR  
La Jolla, Calif. (La Jolla HS/Northern Colorado)

**2022 (SOPHOMORE AT NORTHERN COLORADO):** Resumed his role as Northern Colorado's primary punter in year two while adding kickoff duties for the Bears ... Recorded 51 punts for 2,095 yards ... Averaged 63.9 yards per kickoff ... Compiled 32 touchbacks on 41 kickoffs ... Averaged 41.1 yards per punt ... Totaled 14 punts inside the 20-yard line ... Punted five times for 183 yards, averaging 36 yards per punt, with a long of 42 against Houston Christian (Sept. 3) ... Two of his punts vs. Houston Christian were downed inside the 20-yard line ... Kicked off four times for 260 yards with four touchbacks vs. Houston Christian ... Called on to punt six times for 245 yards with a long of 52 vs. Wyoming (Sept. 10) ... Accumulated 70 yards on two punts with one dropping inside the 20-yard line against Lamar (Sept. 17) ... Booted two punts for 80 yards with a long of 48 against Idaho State (Sept. 24), pinning one inside the 20-yard line ... Punted three times for 119 yards vs. Idaho (Oct. 1), dropping two of his punts inside the 20-yard line ... Totaled a career high 336 yards on eight punts, averaging 42 yards per punt, with a long of 54 against Sacramento State (Oct. 8) ... Dropped one punt inside the 20-yard line vs. Sacramento State ... Called on to punt six times for 254 yards, averaging 42.3 yards per punt, with a long of 56 vs. Montana State (Oct. 15) ... Entered to punt once for a season long 71 yards for a touchback against UC Davis (Oct. 22) ... Punted four times for 159 yards with a long of 48 vs. Portland State (Nov. 5), pinning one punt inside the 20-yard line ... Racked up 306 yards on seven punts with a long of 56 against Northern Arizona (Nov. 12), placing a season high three punts inside the 20-yard line ... Averaged 43.7 yards per punt against Northern Arizona ... Punted seven times for 272 yards with a long of 51 at Eastern Washington (Nov. 19) ... Also pinned two punts inside the 20-yard line against the Eagles.

**2021 (FRESHMAN):** Played in nine games during his freshman year, assuming primary punting duties for Northern Colorado ... Punted 52 times for 2,145 yards ... Averaged 41.3 yards per punt, which ranked 27th nationally ... Set a program record after booting an 84-yard punt vs. Sacramento State on Oct. 21 ... Pinned opponents inside the 20-yard line 15 times ... Had 10 punts over 50 yards ... Forced opponents into a fair catch 16 times ... Punted twice for 66 yards in his collegiate debut vs. Houston Baptist (Sept. 11) ... Assumed primary punting duties against Northern Arizona (Sept. 25) after punting five times for 247 yards, averaging a season high 49.4 yards per punt and pinning the Lumberjacks inside the 20-yard line twice ... Three of his punts vs. Northern Arizona went 50+ yards with a long of 56 ... Called on to punt eight times for a season high 316 yards, including two punts for 50+ yards, against Montana State (Oct. 2) with a long of 54 ... Dropped six punts for 265 yards (44.7 yards per punt) vs. Eastern Washington (Oct. 9), pinning the Eagles inside the 20-yard line twice ... Punted six times for 205 yards vs. UC Davis (Oct. 16) ... Boomed four punts for 178 yards, averaging 44.5 yards per punt, with a long of 47 vs. Southern Utah (Oct. 23) ... Also pinned opponents inside the 20-yard line a season high three times and forced two fair catches vs. Southern Utah ... Booted six punts for 277 yards, averaging 46.17 yards per punt, with a career long 84-yard punt against Sacramento State (Oct. 30) ... His 84-yarder vs. Sacramento State set a program record ... Also pinned Sacramento State inside the 20-yard line twice and forced three fair catches ... Totaled 295 yards on seven punts vs. Montana (Nov. 11) with a long of 57, dropping two boots inside the 20-yard line and recording two punts for over 50 yards ... Called on to punt eight times for 296 yards with a long of 46 against Weber State (Nov. 20), dropping two punts inside the 20-yard line.

**HIGH SCHOOL:** Attended La Jolla High School in La Jolla, Calif. ... Two-sport athlete playing football and soccer ... Named Eastern League Specialist of the Year ... Earned a spot on the San Diego Tribune's all-academic team.

#### CAREER PUNTING STATS

	GP/GS	NO.	YARDS	LG	AVG./P	FC	I20	50+
2021	9/0	52	2145	84	41.3	16	15	10
2022	11/0	51	2095	71	41.1	25	14	8
<b>TOTAL</b>	<b>20/0</b>	<b>103</b>	<b>4240</b>	<b>84</b>	<b>41.2</b>	<b>41</b>	<b>29</b>	<b>18</b>



### #10 ANTHONY BOOKER JR.

DL | 6-4 | 320 | R-Sr. | TR  
Cincinnati, Ohio (Winton Woods HS/Maryland)

**2022 (REDSHIRT JUNIOR AT MARYLAND):** Tallied a career-best two tackles for loss including an eight-yard sack vs. Rutgers (Nov. 26) ... Earned first start of his career at Wisconsin (Nov. 5), matching career high with six tackles (two solo) ... Notched first sack of career for a 15-yard loss and forced two fumbles at #4 Michigan (Sept. 24) ... Recorded a career-best six tackles (four solo) and a tackle for loss vs. SMU (Sept. 17) ... Tallied first career pass breakup in season opening win over Buffalo (Sept. 3).

**2021 (REDSHIRT SOPHOMORE):** Appeared in 10 games ... Totaled nine tackles (seven solo) and one tackle for loss for two yards ... Secured tackle for loss in New Era Pinstripe Bowl vs. Virginia Tech (Dec. 29) ... Posted two solo tackles vs. #8 Michigan (Nov. 20) and Indiana (Oct. 30) ... Tallied three tackles (two solo) vs. Kent State (Sept. 25).

**2020 (REDSHIRT FRESHMAN):** Appeared in four games ... Totaled seven tackles (four solo) and 1.5 tackles for loss ... Posted one tackle in each of the Rutgers (Dec. 12), Indiana (Nov. 28) and Minnesota (Oct. 30) games ... Had career day in season opener at Northwestern (Oct. 24), tallying four tackles (two solo) and a team-best 1.5 tackles for loss.

**2019 (FRESHMAN):** Appeared in three games (Howard, Aug. 31; at #17 Minnesota, Oct. 26; #14 Michigan, Nov. 2) ... Tallied three tackles (two solo) and one tackle for loss ... Had an assisted tackle at #17 Minnesota (Oct. 26) ... In career debut vs. Howard (Aug. 31), recorded two tackles including one for loss.

**HIGH SCHOOL:** Consensus three-star recruit across all recruiting outlets ... Second-team all-state selection ... Cincinnati Enquirer Division II Defensive Player of the Year as a senior ... As a sophomore racked up 40 tackles and 3.5 sacks ... Chose Maryland over Rutgers, Pitt, Kentucky and Indiana.

**PERSONAL:** Son of Anthony and Marsha Booker ... Has three siblings: Aubrey, Ashley and Andrew ... Dad, Anthony, played football at Indiana State ... Was an Eagle Scout.

#### CAREER DEFENSIVE STATS

	GP/GS	UA	A	TOTAL	TFL	SACK	FF/FR	INT	QBH	PD
2019 (UMD)	3/0	2	1	3	1.0	0.0	0/0	0	0	0
2020 (UMD)	4/0	4	3	7	1.5	0.0	0/0	0	0	0
2021 (UMD)	10/0	7	2	9	1.0	0.0	0/0	0	0	1
2022 (UMD)	13/2	17	10	27	5.0	2.0	2/0	0	0	1
<b>TOTAL</b>	<b>30/2</b>	<b>30</b>	<b>16</b>	<b>46</b>	<b>8.5</b>	<b>2.0</b>	<b>2/0</b>	<b>0</b>	<b>0</b>	<b>2</b>





## NEWCOMERS



### #29 AJ BRATHWAITE JR.

DB | 6-0 | 190 | \*R-Sr. | TR  
Miami, Fla. (Central HS/WKU)

**2022 (REDSHIRT SENIOR AT WESTERN KENTUCKY):** Missed portions of the season while dealing with an injury, making only eight appearances with a pair of starts ... Recorded 16 tackles with one tackle for loss and one interception ... Made two stops and picked off a pass in season opener vs. Austin Peay (Aug. 27) ... Returned from injury vs. UTSA (Oct. 8), making two tackles ... Notched his lone TFL as part of three-tackle performance at Middle Tennessee (Oct. 15) ... Recorded two tackles vs. North Texas (Oct. 29) ... Posted his best game of the season with six tackles at Florida Atlantic (Nov. 26) ... Made a pair of tackles in New Orleans Bowl victory vs. South Alabama (Dec. 21).

**2021 (REDSHIRT JUNIOR):** Started all 12 games he appeared in, taking over a spot in the WKU secondary ... His 64 tackles ranked fourth on the roster ... Made five tackles in season opener vs. UT Martin (Sept. 2) ... Logged three solo stops at Army (Sept. 11) ... Had a career game vs. Indiana (Sept. 25) with 15 tackles, including a sack, and a forced fumble ... Picked off a pass and made four tackles vs. UTSA (Oct. 9) ... Notched his second double digit tackle performance of the season with 10 stops at Old Dominion (Oct. 16) ... Carded a pair of solo tackles at FIU (Oct. 23) ... Made three stops vs. Charlotte (Oct. 30) ... Recorded his second tackle for loss of the season as part of a two-tackle game at Rice (Nov. 13) ... Picked up six tackles vs. Florida Atlantic (Nov. 20) ... Made eight tackles with a half tackle for loss at UTSA (Dec. 3) ... Forced a fumble and logged five tackles with a half tackle for loss in Boca Raton Bowl victory over Appalachian State (Dec. 18).

**2020 (REDSHIRT SOPHOMORE):** Saw action in 11 games, primarily on special teams ... Made eight tackles on the season ... Matched his career-best with four stops vs. Marshall (Oct. 10) ... Recovered a muffed punt in the end zone for a score vs. Charlotte (Dec. 6).

**2019 (REDSHIRT FRESHMAN):** Played in all 13 games for the Hilltoppers, including his first career start vs. Central Arkansas ... Recorded nine tackles while seeing time on defense and special teams ... Made four tackles at Southern Miss (Nov. 23) ... Blocked a punt vs. Charlotte (Oct. 19).

**2018 (FRESHMAN):** Redshirt season ... Appeared in four games.

**HIGH SCHOOL:** Starred at Central High School in Miami where he was an honor roll student and a three-star prospect according to 247Sports ... Ranked 109th defensive back nationally and 219th overall prospect in Florida ... Chose Western Kentucky over offers from Mississippi State, Ole Miss, UCF, East Carolina, Colorado State, Tulane, Florida Atlantic and Appalachian State.

#### CAREER DEFENSIVE STATS

	GP/GS	UA	A	TOTAL	TFL	SACK	FF/FR	INT	QBH	PD
2018 (WKU)	4/0	1	0	1	0.0	0.0	0/0	0	0	0
2019 (WKU)	13/1	7	2	9	0.0	0.0	0/0	0	0	0
2020 (WKU)	11/0	4	4	8	0.0	0.0	0/1	0	0	0
2021 (WKU)	12/12	39	25	64	3.0	1.0	2/0	1	0	3
2022 (WKU)	8/2	12	5	17	1.0	0.0	0/0	1	0	1
<b>TOTAL</b>	<b>48/15</b>	<b>63</b>	<b>36</b>	<b>99</b>	<b>4.0</b>	<b>1.0</b>	<b>2/1</b>	<b>2</b>	<b>0</b>	<b>4</b>



### #78 JOSHUA BRAUN

OL | 6-6 | 341 | R-Jr. | TR  
Live Oak, Fla. (Suwannee HS/Florida)

**2022 (JUNIOR AT FLORIDA):** Played in two games ... Saw first game action on the offensive line in the win over Eastern Washington (Oct. 2) ... Appeared on special teams in the win over Missouri (Oct. 8) ... Transferred to Arkansas following the season and participated in spring practice.

**2021 (SOPHOMORE):** Started in seven of the 13 games he appeared in at left and right guard ... Helped the offense stay in the top 16 in total offense all year ... Part of a line that only allowed 14 sacks/1.08 per game, tied for the seventh lowest in FBS and second in the SEC ... Blocked for Florida's 717 total yards of offense against Samford (Nov. 13), which ranked second all-time in program history and third-most by a team that season ... Anchored a line that led Florida to rank No. 23 nationally in rushing yards per game (208.7) ... Gators averaged 5.5 yards per carry to rank first in the SEC and fourth in the country ... Named to SEC Fall Academic Honor Roll.

**2020 (FRESHMAN):** Appeared in 11 games as a reserve offensive lineman ... Made his collegiate debut against South Carolina (Oct. 3) and recorded his first career start at Vanderbilt (Nov. 21) ... A strong contributor primarily at the guard position ... Named to SEC Fall Academic Honor Roll.

**HIGH SCHOOL:** A consensus four-star prospect according to 247Sports, Rivals ESPN and On3 ... No. 286 prospect in ESPN 300 rankings ... Rated the No. 11 offensive guard nationally by ESPN ... No. 20 offensive tackle in the country and No. 38 player in Florida according to 247Sports ... Played for head coach Kyler Hass at Suwannee High School in Live Oak, Fla. ... Four-year starter in Suwannee's multi-faceted rushing offense ... National Merit Scholar semifinalist ... Also played No. 2 singles and No. 1 doubles for the Suwannee tennis team, qualifying for the 2019 FHSAA Class 2A State Quarterfinals in the individual doubles section ... Committed to Georgia in June of 2019 but flipped to the Gators in December ... Chose Florida over offers from Auburn, Florida State, Miami, Michigan, South Carolina and others.

**PERSONAL:** Son of Mike and Karen Braun ... Father, Mike, was a four-year letterwinner as an offensive tackle for Army West Point's football team (1986-89), including the 1988 season when the Black Knights finished 9-3 and faced Alabama in the 1988 Sun Bowl ... Mother, Karen, was a four-year starter for Army West Point's basketball team from 1985-89, playing 112 games ... Ranks No. 4 in school history in career rebounds (863) and career rebounding average (7.7), No. 6 in career field goal percentage (48.8 percent / 368 of 574) ... Has a wife, Azucena, two brothers, Trey and Parker, and three sister-in-laws, Anna Marie Braun, Esmeralda Gonzalez and Rudy Gonzalez ... Older brother, Parker, played offensive guard at Georgia Tech for three seasons (All-ACC First Team in 2017 and 2018) before he started all 12 regular season games for Texas in 2019 as a graduate transfer ... Oldest brother, Trey, was an offensive lineman at Georgia Tech from 2011-15 (All-ACC Honorable Mention as a senior).





## NEWCOMERS



### #16 JAYLON BRAXTON

DB | 6-0 | 184 | Fr. | HS  
Frisco, Texas (Lone Star HS)

**HIGH SCHOOL:** Enrolled early at Arkansas and participated in spring practice ... A consensus four-star prospect according to 247Sports, Rivals, ESPN and On3 ... No. 141 prospect in Top247 rankings ... No. 217 prospect in ESPN 300 rankings ... No. 208 prospect in Rivals250 rankings ... Rated the No. 8 cornerback nationally and the No. 9 player in Texas by On3 ... Rated the No. 12 cornerback in the country and the No. 26 player in Texas by 247Sports ... Played on both sides of the ball for Jeff Rayburn at Lone Star High School in Frisco, Texas ... As a sophomore on the varsity squad, caught one pass for a 23-yard touchdown ... Racked up 20 tackles, recorded a pair of interceptions and totaled seven pass breakups ... Returned nine kickoffs for 275 yards (30.6 avg), including a season-long 82-yard touchdown return ... As a junior, totaled 38 receptions for 467 yards (12.3 ypc) and two touchdowns ... As a senior, caught 41 passes for 566 yards (13.8 ypc) and six touchdowns ... Also completed one pass for a 10-yard touchdown ... Totaled 27 tackles, including 1.0 tackle for loss ... Recorded 10 pass breakups and five interceptions ... Blocked one field goal ... Returned eight punts for 99 yards and a touchdown ... Had one kick return for 55 yards ... **CHOSE ARKANSAS OVER:** Baylor, Boston College, Cal, Colorado, Illinois, Kansas, Kansas State, LSU, Maryland Miami (Fla.), Michigan State, Nebraska, Northwestern, Oklahoma State, Ole Miss, Oregon State, Penn State, SMU, Stanford, TCU, Tennessee, Utah, Vanderbilt and others.

**PERSONAL:** Son of Ronnie and Brandy Braxton ... Has two siblings, Braylon and Kaylah ... Brother, Braylon, plays football at Tulsa ... Birthdate: March 25, 2004.



### #17 TYRONE BRODEN

WR | 6-7 | 197 | R-Sr. | TR  
Detroit, Mich. (West Bloomfield HS/BGSU)

**2022 (REDSHIRT JUNIOR AT BOWLING GREEN STATE):** Played in all 13 games, catching 32 passes for 506 yards and a team-high seven touchdowns ... His 32 receptions ranked fourth on the team and 506 yards were second ... Caught two passes for 14 yards in season opener at UCLA (Sept. 3) ... Recorded his first touchdown of the season with a 20-yard reception against Eastern Kentucky (Sept. 10) ... Snagged a pair of passes for 34 yards, including a 28-yarder, vs. Marshall (Sept. 17) ... At Mississippi State (Sept. 24), caught two passes for 30 yards and a score ... Hauled in a 44-yard reception as one of three catches on the day for 61 yards at Akron (Oct. 1) ... Caught two passes for 39 yards vs. Buffalo (Oct. 8) ... Three catches for 42 yards against Miami (OH) (Oct. 15) ... Made a significant impact at Central Michigan (Oct. 22) with a season-high two touchdowns as part of a three-catch, 53-yard performance ... Registered 15 yards on two receptions in first MAAction game of the season vs. Western Michigan (Nov. 2) to become the 40th player in program history to record 1,000 yards receiving in his career ... Recorded the best performance of his career with eight catches for 84 yards and a TD vs. Kent State (Nov. 9) ... Proved to be a deep threat at Ohio (Nov. 22) with 81 yards on just two catches, including a 44-yard touchdown in the first quarter ... Caught a fourth quarter touchdown pass in Quick Lane Bowl vs. New Mexico State (Dec. 26) ... Transferred to Arkansas following the season to participate in spring practice.

**2021 (REDSHIRT SOPHOMORE):** Emerged as a playmaker for the Falcons in his third year, playing in 11 games - nine starts - and hauling in 36 passes for 596 yards and five touchdowns ... His 596 yards receiving and five touchdown catches led the Falcons with his 35 receptions ranking third ... Caught three passes for a team-high 76 yards in his season debut vs. South Alabama (Sept. 11) ... Followed up with a season-best six receptions for 52 yards in win over Murray State (Sept. 18) ... Caught four passes for 44 yards at Minnesota (Sept. 25) ... Found the end zone for the first time on a four-yard pass as part of a five-catch

day that went for 75 yards at Kent State (Oct. 2) ... Recorded his first 100-yard game with 111 yards on just four catches with two going for scores vs. Akron (Oct. 9) ... Caught two passes for 53 yards, including a 44-yard pass, at Northern Illinois (Oct. 16) ... Registered three catches for 22 yards vs. Eastern Michigan (Oct. 23) ... Went over 100 yards receiving again in a victory at Buffalo (Oct. 30) catching four passes for 110 yards and two TDs, including a 64-yard score to open the fourth quarter ... Hauled in five passes for 53 yards at Miami (Ohio) (Nov. 16) in his final game of the season.

**2020 (REDSHIRT FRESHMAN):** Started all five games in pandemic-shortened season, catching six passes for 97 yards ... Had one reception for 37 yards vs. Kent State (Nov. 10) ... Caught one pass for 13 yards against Buffalo (Nov. 17) ... Recorded a season-best two catches for 20 yards at Akron (Dec. 5).

**2019 (FRESHMAN):** Played in three games in his first year on campus while redshirting ... Did not record any stats.

**HIGH SCHOOL:** Helped lead West Bloomfield High School to a 9-3 mark as a senior ... Listed as the No. 56 recruit on Detroit News' Blue Chip List ... Earned Oakland Activities Association Red All-League honors ... Named Detroit News All-North Football Team honorable mention ... A three-star recruit according to 247Sports and the No. 51 athlete in the state of Michigan.

**PERSONAL:** Son of Tyrone Broden Sr. and Felicia Streater ... Has two sisters - Tylicia and Tajanea Broden ... Was the tallest wide receiver in the nation in 2022, sharing that distinction with three other players ... **TRANSFERRED TO ARKANSAS OVER:** Colorado, Oklahoma, Oklahoma State, Penn State, Pittsburgh, Syracuse, Texas A&M, Washington State, among others.

#### CAREER RECEIVING STATS

	GP/GS	REC	YDS	AVG	TD	LONG
2019 (BGSU)	3/0	0	0	0.0	0	0
2020 (BGSU)	5/5	6	97	16.2	0	37
2021 (BGSU)	11/9	36	596	16.6	5	64
2022 (BGSU)	13/7	32	506	15.8	7	44
<b>TOTAL</b>	<b>32/21</b>	<b>74</b>	<b>1199</b>	<b>16.2</b>	<b>12</b>	<b>64</b>



### #74 LUKE BROWN

OL | 6-6 | 313 | Fr. | HS  
Paris, Tenn. (Paris HS)

**HIGH SCHOOL:** Enrolled early but missed spring practice due to a knee injury ... A consensus four-star prospect according to 247Sports, Rivals and ESPN ... No. 252 prospect in ESPN 300 rankings ... Rated the No. 8 player in Tennessee and the No. 15 offensive tackle in the country by 247Sports Composite ... Played for head coach James Counce at Henry County High School in Paris, Tenn. ... As a senior, registered 127 pancake blocks on the offensive line and helped the Patriots post an 11-3 overall record with a 5-0 mark in 5A Region 7 play to earn a first-place finish ... **CHOSE ARKANSAS OVER:** Auburn, Florida State, Georgia, Georgia Tech, Illinois, Indiana, Kansas, Kentucky, Louisville, Michigan State, Minnesota, Mississippi State, Missouri, Ole Miss, Tennessee, Vanderbilt, Virginia, Virginia Tech and others.

**PERSONAL:** Son of Gordy and Jennifer Brown ... Has one brother, Jace ... Birthdate: Nov. 12, 2004.





## NEWCOMERS



### #21 EMMANUEL CRAWFORD

RB | 5-10 | 175 | Fr. | HS  
Grove, Okla. (Grove HS)

**HIGH SCHOOL:** Attended Grove High School in Grove, Okla. ... 2022-23 Gatorade Oklahoma Football Player of the Year ... Concluded his high school career with the most career rushing yards (6,777 yards) in 5A history ... 93 career rushing touchdowns and 13 career receiving scores ... As a senior, led Ridgerunners to a 13-1 record and semifinals of 5A playoffs ... Rushed for 2,304 yards and 36 touchdowns on 230 carries, averaging 10 yards per attempt and 235.3 rushing yards per game ... Caught 19 passes for 546 yards, averaging 28.7 yards per reception, and seven receiving touchdowns ... Also returned a punt 60 yards for a touchdown.



### #6 JACOLBY CRISWELL

QB | 6-1 | 224 | R-Jr. | TR  
Morrilton, Ark. (Morrilton HS/UNC)

**2022 (JUNIOR AT NORTH CAROLINA):** Appeared in four games, completing 2-of-6 passes for nine yards ... Rushed four times for 39 yards (9.8 ypc) ... Made his season debut against Florida A&M (Aug. 27), rushing for a season-long run of 17 yards ... Was 1-of-4 passing for four yards against Virginia Tech (Oct. 1) ... Also gained three yards on one carry against the Hokies ... Attempted a pass against Pitt (Oct. 29) ... Completed his only pass attempt for five yards against No. 10/11 Clemson (Dec. 3) in the ACC Championship ... Totaled 19 rushing yards on two carries.

**2021 (SOPHOMORE):** Appeared in four games and started the Wofford game (Nov. 20) at quarterback ... Connected with Bryson Nesbit on a 47-yard touchdown pass for his first collegiate passing TD against Georgia State (Sept. 11) ... Was 2 of 2 for 54 yards against the Panthers ... Started the Wofford game and was 11 of 19 for 125 yards passing and rushed five times for 66 yards and one touchdown.

**2020 (FRESHMAN):** Appeared in six games of his true freshman season ... Completed 3 of 4 passes for 16 yards and one interception ... Rushed for 26 yards on nine carries ... Rushed twice for seven yards against NC State (Oct. 24) ... Had 13 rushing yards on two attempts at Duke (Nov. 7) ... Completed 2 of 3 passes for 16 yards and tallied 12 rushing yards against Western Carolina (Dec. 5).

**HIGH SCHOOL:** An early enrollee who was a four-star prospect listed as the No. 2 player in Arkansas and the nation's 11th-ranked dual-threat quarterback in the 247Sports Composite ... Ranked as the No. 2 player in the state and the nation's 14th-ranked dual-threat quarterback according to Rivals ... Tabbed as the state's No. 2 player and the nation's 11th-ranked dual-threat quarterback according to ESPN ... A member of the ESPN300 ... Finished seventh at the Elite 11 Opening Finals ... Coached by Cody McNabb at Morrilton High School in Morrilton, Ark. ... Passed for 5,925 yards and 58 TDs, while rushing for 2,568 yards and 41 TDs over his three-year prep career ... Named Arkansas' Gatorade Player of the Year as a senior ... Was also an all-state and all-conference selection ... Led Morrilton to an 8-5 record and a berth in the state semifinals ... Threw for 2,869 yards and 27 TDs, while rushing for 1,282 yards and 24 scores ... Tabbed preseason all-state by MaxPreps ... Played in just five games as a junior due to injury but tallied 1,109 yards passing and 11 TDs to go along with 317 rushing yards and three TDs ... Led Morrilton to a 9-4 record and a spot in the second round of the 5A state playoffs as a sophomore ... Threw for 1,947 yards and 20 TDs, while rushing for 969 yards and 14 TDs.

**PERSONAL:** Raised by Zach and Kelsey Watson ... Has five siblings, Palmer Watson, Alder Watson, Mack Watson, Tory Criswell and Dre Greenlaw ... Birthdate: Oct. 16, 2001.

#### CAREER PASSING STATS

	GP/GS	COMP	ATT	PCT	YDS	TD	INT	LG
2020 (UNC)	6/0	3	4	75.0	16	0	1	11
2021 (UNC)	4/0	13	21	61.9	179	1	0	47
2022 (UNC)	4/0	2	6	33.3	9	0	0	5
<b>TOTAL</b>	<b>14/0</b>	<b>18</b>	<b>31</b>	<b>58.1</b>	<b>204</b>	<b>1</b>	<b>1</b>	<b>47</b>

#### CAREER RUSHING STATS

	ATT	YDS	AVG/G	TD	LG
2020 (UNC)	9	26	4.3	0	8
2021 (UNC)	7	68	17.0	1	26
2022 (UNC)	4	39	9.8	0	17
<b>TOTAL</b>	<b>20</b>	<b>133</b>	<b>9.5</b>	<b>1</b>	<b>26</b>



### #84 MARLON CROCKETT

WR | 6-4 | 206 | R-So. | TR  
Searcy, Ark. (Cabot HS/Memphis)

**2022 (REDSHIRT FRESHMAN AT MEMPHIS):** Appeared in one game but did not record any stats ... Transferred to Arkansas following the season and participated in spring practice.

**2021 (FRESHMAN):** Redshirted during his first season at Memphis.

**HIGH SCHOOL:** Former three-star athlete helped lead Searcy High School to the 6A state title in 2019 before transferring to Cabot HS for his senior season ... Played at Gregory-Porter (Texas) High School in Portland, Texas, prior to moving to Arkansas ... Named the 5A South Texas Newcomer of the Year in 2018.

**PERSONAL:** Son of Nathan Crockett and Tyhesha Fleming ... Birthdate: March 25, 2003.

#### CAREER RECEIVING STATS

	GP/GS	REC	YDS	AVG/C	TD	LG
2022 (MEM)	1/0	0	0	0.0	0	0
<b>TOTAL</b>	<b>1/0</b>	<b>0</b>	<b>0</b>	<b>0.0</b>	<b>0</b>	<b>0</b>



### #23 CARSON DEAN

LB | 6-4 | 232 | Fr. | HS  
Frisco, Texas (Hebron HS)

**HIGH SCHOOL:** Enrolled early at Arkansas and participated in spring practice ... A four-star prospect according to Rivals ... Rated the No. 21 outside linebacker in the country and the No. 65 player in Texas by Rivals ... Played for head coach John Towels III at Hebron High School in Carrollton, Texas ... As a junior, racked up 68 total tackles with 15.0 tackles for loss and 8.0 sacks ... Had 16 quarterback hurries on the season ... Broke up four passes and recorded one interception ... Responsible for two forced fumbles ... Earned Texas 6-6A first-team all-district honors at outside linebacker ... As a senior, recorded 85 total tackles, including 21.0 tackles for loss and 1.0 sack ... Logged three quarterback hurries ... Tallied four pass breakups and two interceptions ... Forced one fumble and recovered two fumbles ... Also blocked two kicks ... **CHOSE ARKANSAS OVER:** Baylor, Colorado, Indiana, Kansas, LSU, Missouri, Nebraska, Ole Miss, Purdue, TCU, Texas, Texas Tech, Washington and others.

**PERSONAL:** Son of Tommy and DeAnn Dean ... Has a sister, Anna Claire, and a brother, Connor ... Birthdate: Jan. 28, 2005.





## NEWCOMERS



### #88 DAVION DOZIER

WR | 6-4 | 195 | Fr. | HS  
Moody, Ala. (Moody HS)

**HIGH SCHOOL:** A four-star prospect according to Rivals and On3 ... Rated the No. 22 player in Alabama and the No. 43 wide receiver in the country by Rivals ... Played for head coach Jake Ganus at Moody High School in Moody, Ala. ... As a junior, caught 51 passes for 833 yards (16.3 ypc) and 12 touchdowns ... Also returned five kicks for 113 yards (22.6 avg) ... As a senior, posted 59 receptions for 1,325 yards (22.5 ypc) and 19 touchdowns ... Had one kickoff return for 65 yards ... Selected to play in the 2022 Alabama-Mississippi All-Star Football Classic ... Son of Jettie Dozier ... Has two sisters, Anyrie Smith and Mariah Smith ... Birthdate: March 3, 2005 ... CHOSE ARKANSAS OVER: Duke, Georgia Tech, Maryland, South Carolina, Tennessee and others.



### #80 SHAMAR EASTER

TE | 6-5 | 230 | Fr. | HS  
Ashdown, Ark. (Ashdown HS)

**HIGH SCHOOL:** A consensus four-star prospect according to 247Sports, Rivals, ESPN and On3 ... No. 157 prospect in Rivals250 rankings ... No. 158 prospect in Top247 rankings ... No. 201 prospect in ESPN 300 rankings ... The consensus No. 1 player in Arkansas by 247Sports, Rivals, ESPN and On3 ... Rated the No. 6 tight end nationally by ESPN ... No. 7 tight end in the country according to 247Sports Composite, Rivals and On3 Consensus ... Played for head coach Matt Richardson at Ashdown High School in Ashdown, Ark. ... As a junior, caught 30 passes for 519 yards (17.3 ypc) and five touchdowns ... As a senior, made 15 catches for 160 yards (10.7 ypc) and rushed six times for 116 yards and a touchdown ... Responsible for 12 pancake blocks ... Has two siblings, Nevaeh Easter and Mykei Hopkins ... Birthdate: Jan. 18, 2005 ... CHOSE ARKANSAS OVER: Arizona State, Auburn, Florida State, Kansas, Michigan State, Ole Miss, Tennessee, Texas A&M and others.



### #26 CHRISTIAN FORD

DB | 6-0 | 185 | Fr. | HS  
McKinney, Texas (McKinney HS)

**HIGH SCHOOL:** A consensus three-star prospect according to 247Sports, Rivals, ESPN and On3 ... Rated the No. 43 safety in the country by Rivals ... No. 103 player in Texas according to On3 ... Played for head coach Marcus Shavers at McKinney High School in McKinney, Texas ... As a senior, racked up 34 total tackles, one quarterback hurry and two pass breakups after missing the first six games of the season ... Son of Ricky Ford and Michelle Bowens ... Has two brothers, Elliot Pattern and Tony Pattern, and a sister, Darneshia Ford ... Birthdate: Oct. 22, 2004 ... CHOSE ARKANSAS OVER: Arizona, Arizona State, Colorado, Illinois, Minnesota, Nebraska, TCU, Washington State and others.



### #95 IAN GEFFRARD

DL | 6-5 | 370 | Fr. | HS  
Mableton, Ga. (Whitefield Academy)

**HIGH SCHOOL:** A consensus three-star prospect according to 247Sports, Rivals, ESPN and On3 ... Two-way player who will line up on the defensive line for the Razorbacks ... Rated the No. 56 offensive tackle in the country by ESPN ... No. 69 offensive tackle nationally and No. 77 player in Georgia according to 247Sports ... Played on both sides of the ball for head coach Coleman Joiner at Whitefield Academy in Smyrna, Ga. ... As a sophomore, racked up 59 total tackles with 9.0 tackles for loss and 4.0 sacks ... Forced one fumble ... As a junior, made 37 total tackles ... As a senior, totaled 43 tackles with 11.0 tackles for loss and 3.0 sacks ... Registered 11 quarterback hurries ... Recovered one fumble ... Son of Gerard Geffrard and Yissiana Sanchez ... Has a sister, Emily Henry, and a brother, Mason Geffrard ... Birthdate: Jan. 7, 2005 ... CHOSE ARKANSAS OVER: Auburn, Boston College, Duke, Georgia Tech, Louisville, Minnesota, Mississippi State, North Carolina, Texas and others.





## NEWCOMERS



### #3 ANTONIO GRIER

LB | 6-1 | 228 | \*R-Sr. | TR  
Atlanta, Ga. (Mays HS/USF)

**2022 PRESEASON FIRST-TEAM ALL-AMERICAN ATHLETIC CONFERENCE**  
(PHIL STEELE, ATHLON)

**2021 FIRST-TEAM ALL-AMERICAN ATHLETIC CONFERENCE (PFF)**

**2021 SECOND-TEAM ALL-AMERICAN ATHLETIC CONFERENCE (COACHES)**

**2021 THIRD-TEAM ALL-AMERICAN ATHLETIC CONFERENCE (ATHLON)**

**2020 SECOND-TEAM ALL-AMERICAN ATHLETIC CONFERENCE (COACHES)**

**2022 (REDSHIRT SENIOR AT SOUTH FLORIDA):** Phil Steele Preseason All-AAC First Team ... Athlon Preseason All-AAC First Team ... Played in three games with two starts ... Earned a redshirt after suffering a season-ending hand injury ... Totaled 21 tackles with 0.5 tackles for loss on the year ... Made three tackles in the season opener against BYU (Sept. 3) ... Racked up 10 tackles with 0.5 tackles for loss at Florida (Sept. 17) ... Carded eight stops at Louisville (Sept. 24) ... Transferred to Arkansas following the season, going through spring practice.

**2021 (SENIOR):** Second Team All-AAC selection ... Pro Football Network All-Conference First Team and Athlon Third Team ... Started all 12 games he played ... Led the team with 92 tackles, including 52 unassisted ... Led the team with eight tackles for loss and three sacks ... Tied for the team lead with two interceptions and two forced fumbles ... Added a fumble recovery and team-best four quarterback hurries ... Led the Bulls with a career-best 14 tackles at No. 2 Cincinnati (Nov. 12) ... Led USF with 12 tackles vs. Houston (Nov. 6) a week after posting 12 tackles at ECU (Oct. 28) ... Posted 38 tackles, 3.5 tackles for loss and a sack in a three-game stretch vs. ECU, Houston and Cincinnati ... Posted interceptions in back-to-back games vs. Tulsa and Temple and forced a fumble at ECU to give him three straight games with a turnover forced ... Returned his interception at Tulsa (Oct. 16) 69 yards for his first career defensive touchdown ... Also added a fumble recovery and seven tackles in the game to earn AAC Honor Roll recognition ... Had a sack, three tackles and an interception vs. Temple (Oct. 23) ... Posted eight tackles and 1.0 tackles for loss at NC State (Sept. 2) ... Had seven tackles vs. Florida (Sept. 11) ... Posted 10 tackles and 1.0 tackles for loss at SMU (Oct. 2) ... Had nine tackles and 1.5 tackles for loss at UCF (Nov. 26).

**2020 (JUNIOR):** Second Team All-AAC selection ... Played in eight of the Bulls' nine games and started seven on the year, missing one start due to a targeting penalty and another due to injury ... Led USF with 59 tackles, 5.5 tackles for loss, 3.0 sacks and two forced fumbles ... Ranked 10th in the AAC in tackles and tied for 16th in sacks while standing eighth in forced fumbles ... Led USF in tackles in three games, all with 10 tackles ... Posted 10 tackles, a sack and a forced fumble in the season-opening win vs. The Citadel (Sept. 12) to earn American Athletic Conference Honor Roll recognition ... Had nine tackles and a sack at Cincinnati (Oct. 3) ... Led USF with 10 tackles and added two tackles for loss, a sack and a forced fumble vs. ECU (Oct. 10) ... Led USF with 10 tackles at Memphis (Nov. 7) ... Posted nine tackles and 1.5 tackles for loss vs. UCF (Nov. 27).

**2019 (SOPHOMORE):** Played in all 12 games and made four of his six total starts at middle linebacker ... Totaled 58 tackles, 8.5 tackles for a combined loss of 34 yards, 4.0 sacks for a combined loss of 28 yards, one forced fumble and a pass breakup ... Ranked sixth on the team and 47th in The American in tackles ... Was first on the team and 19th in the league in sacks ... Stood fourth on the team in tackles for loss ... Had two games with double-digit tackles with 10 vs. Cincinnati (Nov. 16) and a career-high 11 at UCF (Nov. 29) ... Totaled a career-high two sacks for a combined loss of 13 yards vs. BYU (Oct. 12) ... Made a season-high 2.5 tackles for a loss of 6 yards, while also forcing a fumble at UConn (Oct. 5).

**2018 (FRESHMAN):** Made eight tackles (six solo) with a fumble recovery in 12 games, playing mostly on special teams ... Set a then-career high with three tackles and recovered a fumble at UMass (Oct. 6) ... Had three tackles at Cincinnati (Nov. 10).

**HIGH SCHOOL:** Played for head coach Tony Slaton at Mays High School in Atlanta, Ga. ... Named all-region defensive player of the year as a senior ... In three seasons, totaled 214 tackles, 19.0 tackles for loss, six sacks, eight forced fumbles, seven fumble recoveries and three interceptions ... As a senior, posted 109 tackles, eight tackles for loss, two sacks and two forced fumbles ... As a junior, registered 47 tackles, four tackles for loss, two sacks, four forced fumbles, two fumble recoveries and an interception, earning Atlanta-Journal Constitution Class 6A honorable mention honors.

**PERSONAL:** Son of Antonio Grier and Mary Wright ... Has four sisters and one brother ... Cousin, Randreous Davis, played football at South Carolina ... Birthdate: Jan. 18, 2000.

### CAREER DEFENSIVE STATS

	GP/GS	UA	A	TOTAL	TFL	SACK	FF/FR	INT	QBH	PD
2018 (USF)	12/0	6	2	8	0.0	0.0	0/1	0	0	0
2019 (USF)	12/6	35	23	58	8.5	4.0	1/0	0	1	1
2020 (USF)	8/7	34	25	59	5.5	3.0	2/0	0	1	0
2021 (USF)	12/12	52	40	92	9.0	3.0	2/1	2	4	2
2022 (USF)	4/2	12	9	21	0.5	0.0	0/0	0	0	0
<b>TOTAL</b>	<b>48/27</b>	<b>139</b>	<b>99</b>	<b>238</b>	<b>23.5</b>	<b>10.0</b>	<b>5/2</b>	<b>2</b>	<b>6</b>	<b>3</b>





## NEWCOMERS



### #30 VAR'KEYES GUMMS

TE | 6-3 | 230 | R-So. | TR  
Houston, Texas (Dekaney HS/North Texas)

**2022 SECOND-TEAM FRESHMAN ALL-AMERICAN (THE ATHLETIC, CFN)**  
**2022 SECOND-TEAM ALL-CUSA (PFF, PFN)**  
**2022 FOURTH-TEAM ALL-CUSA (PHIL STEELE)**  
**2022 CONFERENCE USA ALL-FRESHMAN (COACHES)**

**2022 (REDSHIRT FRESHMAN AT NORTH TEXAS):** Played in all 14 games for North Texas, starting six ... Caught 34 passes for 458 yards and five touchdowns to earn Second-Team Freshman All-American from The Athletic and College Football Network, Second-Team All-CUSA from Pro Football Focus and Pro Football Network, Fourth-Team All-CUSA from Phil Steele and Conference USA All-Freshman honors from the league's coaches ... Set single-season school records for a tight end in receptions (34) and yards (458) ... His five scores led the league among tight ends and were second-most in a single-season by a tight end in North Texas history ... His 458 yards were 15th nationally among tight ends and led Conference USA ... Hauled in two passes for 38 yards vs. SMU (Sept. 3) ... Found the end zone for the first time as part of a three-catch game with 28 yards vs. Texas Southern (Sept. 10) ... Caught two passes, including a 54-yarder, for 71 yards and a score at UNLV (Sept. 17) ... Gained seven yards on one reception at Memphis (Sept. 24) ... Snagged three passes for 22 yards vs. Florida Atlantic (Oct. 1) ... Posted a season-best with four catches for 59 yards and his third touchdown of the season vs. Louisiana Tech (Oct. 15) ... Set a career-best with 92 yards at UTSA (Oct. 22), catching three passes and scoring a touchdown ... Hauled in two passes for 30 yards at Western Kentucky (Oct. 29) ... Scored his fifth TD of the season vs. FIU (Nov. 5), catching a career-high five passes for 42 yards ... Caught three passes for eight yards at UAB (Nov. 12) ... Three catches for 41 yards vs. Rice (Nov. 26) ... Two catches for 13 yards against UTSA in the C-USA Championship Game (Dec. 2) ... One catch for seven yards vs. Boise State in Frisco Bowl.

**2021 (FRESHMAN):** Played in three games in his first season at North Texas to preserve his redshirt but did not record any stats ... Made his collegiate debut vs. Louisiana Tech (Sept. 25).

**HIGH SCHOOL:** Rated a three-star prospect by 247Sports Composite ... Rated by 247 as the No. 50 tight end in the class of 2021 and No. 132 prospect in Texas ... Had 33 receptions for 506 yards and three touchdowns in nine games during his senior season ... Had 678 receiving yards on 45 receptions with seven touchdowns in 23 varsity games played for Dekaney High School ... Also played basketball at Dekaney and earned first-team All-District recognition as a junior after averaging 10.1 points and 11.8 rebounds per game ... Named Dekaney High School Homecoming King in 2020 ... Chose North Texas over: LSU, Houston, Louisiana Tech, Tulsa, Utah State, Grambling State, Prairie View A&M and Southern University.

#### CAREER RECEIVING STATS

	GP/GS	REC	YDS	AVG/C	TD	LG
2021 (UNT)	3/0	0	0	0.0	0	0
2022 (UNT)	14/6	34	458	13.5	5	54
<b>TOTAL</b>	<b>17/6</b>	<b>34</b>	<b>458</b>	<b>13.5</b>	<b>5</b>	<b>54</b>

#### CAREER PUNTING STATS

	GP/GS	NO.	YARDS	LG	AVG./P	FC	I20	50+
2020 (UNT)	7/0	10	418	55	41.8	2	5	1
2021 (UNT)	13/0	60	2398	68	40.0	17	13	10
2022 (UNT)	11/0	48	2094	75	43.6	10	15	11
<b>TOTAL</b>	<b>31/0</b>	<b>118</b>	<b>4910</b>	<b>75</b>	<b>41.6</b>	<b>29</b>	<b>33</b>	<b>22</b>



### #9 LUKE HASZ

TE | 6-3 | 226 | Fr. | HS  
Bixby, Okla. (Bixby HS)

**HIGH SCHOOL:** Enrolled early at Arkansas in order to go through spring practice ... A consensus four-star prospect according to 247Sports, Rivals, ESPN and On3 ... No. 87 prospect in ESPN 300 rankings ... No. 182 prospect in Top247 rankings ... Rated the No. 2 player in Oklahoma and the No. 3 tight end in the country by ESPN ... No. 4 player in Oklahoma and the No. 9 tight end nationally according to 247Sports Composite ... Played for head coach Loren Montgomery at Bixby High School in Bixby, Okla. ... As a sophomore on varsity, recorded 32 catches for 703 yards (22.0 ypc) and nine touchdowns ... Also rushed for a pair of two-point conversions ... As a junior, hauled in 33 passes for 436 yards (13.2 ypc) and two touchdowns ... As a senior, tallied 35 receptions for 597 yards (17.1 ypc) and nine touchdowns ... Also rushed for a 17-yard touchdown and caught three two-point conversions ... **CHOSE ARKANSAS OVER:** Alabama, Baylor, Colorado, Florida State, Iowa State, Kansas, Kansas State, LSU, Miami (Fla.), Michigan, Michigan State, Missouri, Nebraska, Ohio State, Oklahoma, Oklahoma State, Ole Miss, Oregon, Penn State, South Carolina, TCU, Tennessee, Texas, Texas A&M, Texas Tech, USC, Utah and others.

**PERSONAL:** Son of Darren and Stacy Hasz ... Has two siblings, Dylan and Jenna ... Twin brother, Dylan, is also a member of the Razorbacks' 2023 signing class ... Birthdate: April 19, 2004.



### #33 DYLAN HASZ

DB | 5-11 | 184 | Fr. | HS  
Bixby, Okla. (Bixby HS)

**HIGH SCHOOL:** Enrolled early to participate in spring practice ... A consensus three-star prospect according to 247Sports, ESPN and On3 ... Rated the No. 17 player in Oklahoma by 247Sports ... No. 18 player in Oklahoma and No. 75 athlete in the country according to On3 ... Played on both sides of the ball for head coach Loren Montgomery at Bixby High School in Bixby, Okla. ... As a sophomore, tallied 54 total tackles with 2.0 tackles for loss ... 19 pass breakups and five interceptions, including two returned for touchdowns ... Also forced one fumble on the year ... Returned 17 punts for 160 yards (9.4 avg) and two touchdowns ... Two kickoff returns for 52 yards (26.0 avg) ... Offensively, had eight receptions for 28 yards (3.5 ypc) and a touchdown ... As a junior, posted 28 total tackles with 1.0 tackle for loss ... Carded 12 pass breakups ... Returned 14 punts for 215 yards (15.3 avg) and one touchdown ... Had one kickoff return for 16 yards ... Offensively, caught 24 passes for 193 yards (8.0 ypc) and three touchdowns ... Rushed five times for 26 yards (5.2 ypc) ... As a senior, racked up 43 total tackles, including 4.0 tackles for loss ... Three interceptions and nine pass breakups ... Forced one fumble ... Offensively, made four catches for 58 yards (14.5 ypc) and a touchdown ... **CHOSE ARKANSAS OVER:** Air Force, Navy, Tulsa and others.

**PERSONAL:** Son of Darren and Stacy Hasz ... Has two siblings, Luke and Jenna ... Twin brother, Luke, is also a member of the Razorbacks' 2023 signing class ... Birthdate: April 19, 2004.



## NEWCOMERS



### #83 DAZMIN JAMES

WR | 6-2 | 185 | Fr. | HS  
Clayton, N.C. (Clayton HS)

**HIGH SCHOOL:** Prepped at Clayton High School where he was rated a three-star athlete according to 247Sports ... As a senior, reeled in 43 receptions for 601 yards and five touchdowns (14 ypc) in 11 games ... Added 27 carries for 321 yards and four touchdowns (11.9 ypc) ... 4A Offensive All-Conference selection as a senior ... Competed in track & field at Clayton High School, capturing North Carolina Class 4A state championships in the 100 meters and 200 meters in May with times of 10.46 seconds and 21.06 ... Named Clayton High School Male Athlete of the Year in 2023 ... Held track offers from North Carolina State, South Carolina and North Carolina A&T ... **CHOSE ARKANSAS OVER:** North Carolina, Liberty, Bucknell and others.



### #7 TRAJAN JEFFCOAT

DL | 6-4 | 280 | \*R-Sr. | TR  
Columbia, S.C. (Irmo HS/Missouri)

**2023 PRESEASON FOURTH-TEAM ALL-SEC (PHIL STEELE)**  
**2020 FIRST-TEAM ALL-SEC (AP, COACHES)**  
**2020, 2021 SEC ACADEMIC HONOR ROLL**

**2022 (REDSHIRT SENIOR AT MISSOURI):** Saw action in all 12 games, making 10 starts, to run his total to 47 games in his career for the Tigers ... Finished the regular season with 21 total tackles, 2.5 TFLs and a sack ... Made three tackles and 0.5 tackles for loss at Auburn (Sept. 24) ... Had three tackles, 1.5 tackles for loss and a sack against Georgia (Oct. 1) ... Recorded three tackles against Kentucky (Nov. 5) ... Transferred to Arkansas following the season and participated in spring practice.

**2021 (REDSHIRT JUNIOR):** Started all 13 games on the defensive line with 34 tackles, 23 of which were solo stops ... Racked up 10 tackles for loss for 56 yards ... Had 3.5 sacks and tied for the team lead with four QB hurries ... Forced a fumble in the season opener against Central Michigan (Sept. 4) and recovered a fumble against South Carolina (Nov. 13) ... Recorded 3.5 TFL against Florida (Nov. 20) to earn SEC Defensive Lineman of the Week honors.

**2020 (REDSHIRT SOPHOMORE):** First-team All-SEC selection by the Associated Press and the league's coaches ... Recorded 23 tackles, 6.0 TFL, 6.0 sacks, seven quarterback hurries and a forced fumble ... His 6.0 sacks led the team and 6.0 TFL ranked third on the squad ... Recorded sacks in six of 10 games ... Made three tackles and notched a sack in first action vs. No. 2 Alabama (Sept. 26) ... Made three tackles and had 1.0 sack at No. 20 Tennessee (Oct. 3) ... Registered 1.0 sack, three tackles and four quarterback hurries vs. No. 17/16 LSU (Oct. 10) ... Recorded four tackles and 1.0 sack against No. 12/10 Georgia (Dec. 12) ... Had a career-high five tackles and 1.0 sack vs. Arkansas (Dec. 5).

**2019 (SOPHOMORE):** Redshirted during his second season at Missouri.

**2018 (FRESHMAN):** Saw action in all 13 games ... Totaled seven tackles, including one quarterback sack, which came in the regular-season finale against Arkansas (Nov. 23) as the Tigers pitched their first conference shutout (38-0) since 2010 ... Made two tackles in Mizzou's Homecoming win over Memphis (Oct. 20).

**HIGH SCHOOL:** Rivals.com rated him as a three-star prospect at DE and the No. 19 prospect in the state of South Carolina ... 247Sports.com rated him a two-star prospect ... Participated in the South Carolina Shrine Bowl ... Guided Irmo to its first six-win season since 2013 as a senior in 2017 ... Led the team with 13.0 sacks and 23 additional quarterback hurries ... Finished third on the team with 72 tackles from his defensive end spot ... Forced three fumbles as a senior.

**PERSONAL:** Son of Tawanna Jeffcoat and Chatric Darby ... Has two siblings, Raniyah Williams and Fa'Quon Jeffcoat.

#### CAREER DEFENSIVE STATS

	GP/GS	UA	A	TOTAL	TFL	SACK	FF/FR	INT	QBH	PD
2018 (MU)	13/0	6	1	7	1.0	1.0	0/0	0	3	0
2019 - Did Not Play (Redshirt)										
2020 (MU)	9/6	18	5	23	6.0	6.0	1/0	0	7	0
2021 (MU)	13/13	23	11	34	10.0	3.5	1/1	0	4	1
2022 (MU)	13/11	15	5	20	2.0	1.0	0/0	0	3	0
<b>TOTAL</b>	<b>48/30</b>	<b>62</b>	<b>22</b>	<b>84</b>	<b>19.0</b>	<b>11.5</b>	<b>2/1</b>	<b>0</b>	<b>17</b>	<b>1</b>



### #99 KALEB JAMES


DL | 6-4 | 260 | Fr. | HS  
Mansfield, Texas (Mansfield HS)

**HIGH SCHOOL:** A consensus three-star prospect according to 247Sports, Rivals, ESPN and On3 ... Rated the No. 37 strong side defensive end nationally by Rivals ... No. 40 defensive lineman in the country according to ESPN ... No. 94 player in Texas by 247Sports Composite ... Played for head coach Gregory George at Mansfield High School in Mansfield, Texas ... As a sophomore, recorded 57 total tackles with 16.0 tackles for loss and 10.0 sacks ... Totaled 27 quarterback hurries ... Logged one pass breakup and one fumble recovery ... As a junior, racked up 105 total tackles with 20.0 tackles for loss and 10.0 sacks ... Tallied 36 quarterback hurries on the year to go along with five fumble recoveries and two forced fumbles ... As a senior, posted 82 total tackles with 20.0 tackles for loss and 11.5 sacks ... Credited with 34 quarterback hurries ... Responsible for two fumble recoveries, one forced fumble, one pass breakup and one blocked field goal ... Son of Adam and Kimberly James ... Has a brother, Jaxon ... Birthdate: Jan. 18, 2005 ... **CHOSE ARKANSAS OVER:** Arizona State, Baylor, Boston College, Colorado, Kansas, Kansas State, Maryland, Michigan State, Minnesota, Oklahoma, Oklahoma State, Texas Tech, Utah, Virginia and others.





## NEWCOMERS



### #1 LORANDO JOHNSON

DB | 6-0 | 195 | R-Jr. | TR  
Lancaster, Texas (Lancaster HS/Baylor)

**2022 (REDSHIRT SOPHOMORE AT BAYLOR):** Played and started in 12 games, only missing the Armed Forces Bowl vs. Air Force ... Totaled 16 tackles, including 1.5 tackles for a loss with one forced fumble and five pass breakups ... Had two tackles at No. 21 BYU (Sept. 10) ... Forced a fumble at Iowa State (Sept. 24) ... Had two tackles, including half a tackle for loss, and two pass breakups vs. No. 7 Oklahoma State (Oct. 1) ... Had a pass breakup and a tackle at West Virginia (Oct. 13) ... Broke up a pass vs. Kansas (Oct. 22) ... Had three tackles in a win at Oklahoma (Nov. 5) ... Had four tackles and a pass breakup at No. 23 Texas (Nov. 25) ... Transferred to Arkansas following the season and went through spring practice with the Razorbacks.

**2021 (REDSHIRT FRESHMAN):** Played in eight games with one start in the Sugar Bowl against Ole Miss ... Missed six games due to injury after appearing in the first two games and returned for the TCU game (Nov. 6) making four tackles with 0.5 sacks ... Recorded his first career tackle at TCU (Nov. 6) ... Collected a solo tackle at Kansas State (Nov. 20) ... Was credited with the half sack of his career against Texas Tech ... Notched a solo tackle against Ole Miss in the Sugar Bowl (Jan. 1).

**2020 (FRESHMAN):** Redshirted during his first season at Baylor.

**HIGH SCHOOL:** Prepped at Lancaster High School for coach Chris Gilbert ... Led team to a 11-3 record in 2019 ... Top-ranked cornerback in the DFW area ... 2019 SportsDayHS First-Team All-Area selection in 2019 after finishing his senior season with two interceptions and seven pass breakups ... Four-star prospect according to ESPN ... No. 252 nationally ... No. 41 in Texas ... No. 21 corner in the country ... 247 Sports rates as a four-star prospect ... No. 55 in Texas ... No. 28 corner nationally ... Rivals calls him a three-star recruit ... No. 52 in Texas ... Received a three-star ranking from Dave Campbell's Texas Football ... No. 58 in Texas ... Selected to DCTF 2019 Whataburger Super Team ... Dallas Morning-News ranked as No. 10 player overall in Metroplex ... Top ranked defensive back in Dallas-Forth Worth area ... Was named to the 2019 Preseason Texas All-State football team ... Named to the 2017 MaxPreps Sophomore All-America Second Team Defense ... Also competed in track & field ... Picked Baylor over 24 different schools, including Alabama, LSU, Texas A&M, TCU and Texas Tech.

**PERSONAL:** Son of Stacy Johnson ... Has one sister, Raina Delee ... Nickname is Snaxx.

#### CAREER DEFENSIVE STATS

	GP/GS	UA	A	TOTAL	TFL	SACK	FF/FR	INT	QBH	PD
2021 (BU)	7/1	2	2	4	0.5	0.5	0/0	0	0	0
2022 (BU)	12/12	12	4	16	1.5	0.0	1/0	0	0	5
<b>TOTAL</b>	<b>19/13</b>	<b>14</b>	<b>6</b>	<b>20</b>	<b>2.0</b>	<b>0.5</b>	<b>1/0</b>	<b>0</b>	<b>0</b>	<b>5</b>



### #14 RJ JOHNSON

DB | 6-2 | 172 | Fr. | HS  
Locust Grove, Ga. (Eagles Landing Christian)

**HIGH SCHOOL:** Participated in spring practice after enrolling early ... A consensus three-star prospect according to 247Sports, Rivals, ESPN and On3 ... Rated the No. 48 player in Georgia and the No. 61 cornerback nationally by Rivals ... No. 59 player in Georgia and No. 68 athlete in the country according to 247Sports ... Played on both sides of the ball for head coach Tanner Rogers at Eagles Landing Christian Academy in McDonough, Ga. ... As a sophomore, picked off one pass for 69 yards ... As a junior, had 23 receptions for 594 yards (25.8 ypc) and six touchdowns ... As a senior, racked up 56 total tackles, including 1.0 tackle for loss ... Recorded two interceptions, two pass breakups, one fumble recovery and one forced fumble ... Offensively, caught 32 passes for 486 yards (15.2 ypc) and five touchdowns ... **CHOSE ARKANSAS OVER:** Boston College, Duke, Florida, Georgia Tech, Indiana, Kansas, Kentucky, Louisville, LSU, Mississippi State, Ole Miss, Rutgers, South Carolina, Vanderbilt, Virginia, Wake Forest and others.

**PERSONAL:** Son of Reginald and Shaun Johnson ... Has a sister, Reagan ... Birthdate: April 22, 2004.



### #49 LUKE JOHNSTON

TE | 6-5 | 235 | Fr. | HS  
Addison, Texas (Trinity Christian Academy)

**HIGH SCHOOL:** Attended Trinity Christian Academy in Addison, Texas ... Joined Razorbacks as a preferred walk-on ... Hauled in 15 catches for 141 yards and a score as a senior.





## NEWCOMERS



### #39 TYLER LARCO

K/P | 5-9 | 155 | R-Jr. | TR  
Miami, Fla. (Miami Palmetto HS/UT Martin)

**2022 SECOND-TEAM ALL-CONFERENCE (OVC, PHIL STEELE)**  
**2022 PRESEASON THIRD-TEAM ALL-CONFERENCE (PHIL STEELE)**  
**6X OVC SPECIALIST OF THE WEEK**  
**2021 SECOND-TEAM ALL-CONFERENCE (OVC)**  
**2021 THIRD-TEAM ALL-CONFERENCE (PHIL STEELE)**  
**2021 PRESEASON THIRD-TEAM ALL-CONFERENCE (PHIL STEELE)**  
**2021, 2022 OVC COMMISSIONER'S HONOR ROLL**  
**2019, 2020, 2021, 2022 ATHLETIC DIRECTOR'S HONOR ROLL**

**2022 (REDSHIRT SOPHOMORE AT UT MARTIN):** Appeared in 11 games ... Served as team's primary specialist for field goals, punts, kickoffs and point after attempts ... Named OVC Specialist of the Week twice (Oct. 9 and Nov. 6) ... Made 9-of-13 field goal attempts ... Converted 42-of-43 point after attempts ... Booted 48 punts for 2,094 yards ... Tallied 67 kickoffs for 3,863 yards, averaging 57.7 yards per kickoff ... Registered Ranked second in the OVC and eighth in FCS with 43.6 yards per punt ... Booted a season-long 36-yard field goal against Tennessee Tech (Oct. 1) ... Had a season-long 75-yard punt against Kennesaw State (Nov. 5) ... Recorded 11 punts over 50 yards ... Placed 15 punts inside the opponents 20-yard line ... Made a 23-yard field goal, went 3-for-3 on PATs and boomed one punt for 55 yards vs. Missouri State (Sept. 8) ... Punted nine times for 500 yards (44.4 yards per punt) with four punts over 50 yards against Boise State (Sept. 17) ... Went 8-for-8 on PATs and booted two punts for 92 yards (46 yards per punt) vs. Lindenwood (Sept. 24) ... Converted on a 36-yard field goal and totaled 334 yards on seven punts (47.7 yards per punt) vs. Tennessee Tech (Oct. 1) ... Also had a 66-yard punt and two punts placed inside the 20-yard line against Tennessee Tech (Oct. 1) ... Went 1-for-2 on field goal attempts, connecting on a 26-yard attempt, and 6-for-6 on PATs vs. Murray State (Oct. 8) ... Punted twice for 107 yards, averaging 53.5 yards per punt against the Racers ... Connected on a 30-yard field goal and tallied 202 yards on five punts (40.4 yards per punt) with a long of 46 at Tennessee (Oct. 22) ... Also went 3-for-3 on PATs vs. the Vols ... Made a 26-yard field goal and totaled 152 yards on four punts (38 yards per punt) with a long of 52 against Houston Christian (Oct. 29) ... Accumulated 552 yards on nine kickoffs and converted on all six PATs vs. Houston Christian ... Connected on 2-of-3 field goal attempts and averaged 55.7 yards per punt with a career-long 75-yard punt vs. Kennesaw State (Nov. 5) ... Also converted on all three PATs against the Owls ... Punted four times for 149 yards (37.25 yards per punt), placing two punts inside the 20-yard line and forcing a fair catch vs. Tennessee State (Nov. 12) ... 2-for-2 on field goal attempts with a long of 34 yards and compiled 304 yards on eight punts (38 yards per punt) against Eastern Illinois (Nov. 19) ... Positioned four punts inside 20-yard line and connected on all four PATs vs. the Panthers.

**2021 (REDSHIRT FRESHMAN):** Played in all 13 games for the Skyhawks as the team's primary place kicker and punter ... Named OVC Specialist of the Week twice (Sept. 5 and Sept. 12) ... Made 7-of-15 field goal attempts ... Recorded season-long 42-yard field goal against Austin Peay (Oct. 30) ... Made two field goals against both No. 9 Jacksonville State (Sept. 25) and No. 10 Missouri State (Nov. 27) ... Made 49-of-51 point after attempts ... Converted 96.1 percent of PAT attempts ... Scored 70 total points with seven field goals and 49 PATs ... Ranked amongst OVC leaders in PAT percentage (96.1, fourth), scoring (70 points, fifth), punting average (40.0, fifth), field goals per game (0.54, seventh), kick scoring (5.4/game, eighth) ... Tallied 60 punts for a total of 2,398 yards ... Averaged 40.0 yards per punt...Had two punts over 65 yards ... Booted a season-long 68 yard punt against No. 9 Jacksonville State (Sept. 25) ... Blasted a 67-yard punt against Western Kentucky (Sept. 2) ... Tallied 10 punts of 50 yards or more, including three against Western Kentucky (Sept. 2) ... Pinning 13 attempts inside the 20 yard line - including three against both No. 10 Missouri State and No. 8 Montana State in the playoffs ... Tallied 72 kickoffs for a total of 3,854 yards ... Averaged 53.5 yards per kickoff ... Tallied tackles against No. 9 Jacksonville State (Sept. 25) and Tennessee State (Nov. 6).

**2020-21 (REDSHIRT FRESHMAN):** Played in all seven games for the Skyhawks as the team's primary specialist ... Two-time OVC Specialist of the Week (March 23 and Apr. 13) ... Scored 47 points on the season ... Converted 10-of-12 field goal attempts ... Posted 83.3

percent of field goal attempts ... Made a season-long 47-yard field goal against Southeast Missouri (Apr. 3) ... Hit a 46-yard game-winning field goal as time expired to beat Austin Peay (March 21) ... Made three field goals against Austin Peay (March 21) ... Ranked amongst league leaders in field goal percentage (83.3, first), field goals made (10, second), field goals per game (1.4, second) and scoring (6.7, third)...Converted 17-of-18 point after attempts ... Tallied 10 punts for 418 yards... Averaged 41.8 yards per punt ... Posted a season-long 55-yard punt against Tennessee Tech (Apr. 11)... Pinned five punts inside the 20 ... Booted 35 kickoffs for 1,623 yards ... Averaged 46.4 yards per kickoff ... Had four touchbacks.

**2019 (FRESHMAN):** Redshirted and did not see any game action ... Named to Athletic Director's Honor Roll for both the fall and spring.

**HIGH SCHOOL:** Attended Miami Palmetto High School in Miami, Fla., playing for head coach Mike Manasco ... Ranked as a 4.5 star prospect by Kohl's ... Rated a 4.5 star kicking prospect by Chris Sailer Kicking ... Named Miami Dolphins High School Player of the Week after kicking four field goals against South Dade ... Tabbed to Miami Herald All County 8A-6A honorable mention ... Named to Class 8A All-State second team ... Tabbed first team All-Dade first team ... Participated in Chris Sailer Kicking Showcase ... Invited to Kohl's Kicking Senior Showcase ... Played in Miami Dade vs. Broward All Star game.

**PERSONAL:** Son of Patrick and Cindy Larco ... Has one sibling, Jordon ... Birthdate: Oct. 18, 2000.

#### CAREER KICKING STATS

	GP/GS	MADE	ATT	LG	PCT
2020 (UTM)	7/0	10	12	47	83.3
2021 (UTM)	13/0	7	15	42	46.7
2022 (UTM)	11/0	9	13	36	69.2
<b>TOTAL</b>	<b>31/0</b>	<b>26</b>	<b>40</b>	<b>47</b>	<b>65.0</b>



### #47 MADDOX LASSITER

TE | 6-3 | 232 | Fr. | HS  
Warren, Ark. (Warren HS)

**HIGH SCHOOL:** Attended Warren High School in Warren, Ark. ... Joined Razorbacks as a preferred walk-on ... Passed for 2,221 yards and 23 touchdowns while rushing 142 times for 1,115 yards and 16 touchdowns as a senior ... Also tallied 161 tackles, two sacks, five quarterback hurries, two forced fumbles, two pass breakups and two interceptions on defense during senior year.





## NEWCOMERS



### #46 OWEN LAWSON

P | 6-3 | 186 | R-Jr. | TR  
Kansas City, Mo. (Rockhurst HS/Coffeyville CC)

**2022 (SOPHOMORE AT COFFEYVILLE CC):** Appeared in 11 games at punter while assuming primary kickoff duties ... Punted 66 times for 2,662 yards ... Averaged 40.3 yards per punt ... Had 23 punts downed inside the 20-yard line.

**2021 (FRESHMAN):** Played in nine games at punter ... Had nine punts for 395 yards, averaging 43.8 yards per punt ... Placed two punts inside the 20-yard line.

**HIGH SCHOOL:** Attended Rockhurst High School in Kansas City, Mo. ... Ranked by Kohl's Kicking as the No. 25 punter in the class of 2020 ... Connected on 8-of-11 field goal attempts to earn first-team all-state honors from the Missouri Football Coaches Association in 2019 ... Also averaged 41 yards per punt.

#### CAREER PUNTING STATS

	GP/GS	NO.	YARDS	LG	AVG./P	FC	I20	50+
2021 (CCC)	9/0	9	395	63	43.9	8	2	1
2022 (CCC)	11/0	66	2662	69	40.3	8	23	15
<b>TOTAL</b>	<b>20/0</b>	<b>75</b>	<b>3057</b>	<b>69</b>	<b>40.8</b>	<b>16</b>	<b>25</b>	<b>16</b>



### #37 DEVONCY MALOY

DB | 5-9 | 150 | R-Sr. | HS  
Prosper, Texas (Prosper HS)

**HIGH SCHOOL:** Played at Prosper High School in Prosper, Texas ... Joined the Razorbacks through an open tryout in spring of 2023 ... Participated in 2023 spring practice.



### #39 AIDAN McCOWAN

DB | 5-10 | 155 | R-Fr. | HS  
Frisco, Texas (Frisco Independence HS)

**HIGH SCHOOL:** Played at Frisco Independence High School in Frisco, Texas ... Joined the Razorbacks through an open tryout in spring of 2023 ... Participated in 2023 spring practice.



### #18 TJ METCALF

DB | 6-1 | 200 | Fr. | HS  
Birmingham, Ala. (Pinson Valley HS)

**HIGH SCHOOL:** Enrolled early and participated in spring practice ... A four-star prospect according to Rivals ... Rated the No. 33 safety nationally by Rivals ... No. 23 player in Alabama according to 247Sports ... Played on both sides of the ball for head coach Lee Guess at Pinson Valley High School in Pinson, Ala. ... As a senior, racked up 65.5 total tackles, including 2.0 tackles for loss ... Logged 10 pass breakups and one interception ... Also recorded three forced fumbles and one fumble recovery ... Offensively, caught four passes for 91 yards and two touchdowns ... Selected to play in the 2022 Alabama-Mississippi All-Star Football Classic ... **CHOSE ARKANSAS OVER:** Florida State, Indiana, Maryland, Miami (FL), Michigan, Michigan State, Mississippi State, Missouri, Nebraska, Ole Miss, Penn State, Tennessee, Vanderbilt, Virginia Tech, West Virginia and others.

**PERSONAL:** Son of Tarrus and Neely Metcalf ... Has a sister, Tinsley, and a brother, Tevis ... Birthdate: May 6, 2005.





## NEWCOMERS



### #6 JOHN MORGAN III

DL | 6-2 | 273 | \*R-Sr. | TR  
Upper Marlboro, Md. (DeMatha Catholic HS/Pitt)

**2022 (REDSHIRT SENIOR AT PITT):** Played in 12 games with five starts ... Racked up 19 total tackles with 5.5 tackles for loss and 2.5 sacks ... Credited with six quarterback hurries ... Logged two forced fumbles ... Matched his career-high with four stops, including a career-best three tackles for loss, against West Virginia (Sept. 1) ... Recorded a sack and a forced fumble against the Mountaineers ... Also credited with three quarterback hurries ... Had two tackles with one tackle for loss against Rhode Island (Sept. 24) ... Made two tackles and forced a fumble against Virginia Tech (Oct. 8) ... Carded a pair of tackles with 1.5 tackles for loss at Virginia (Nov. 12), matching his career high with 1.5 sacks against the Cavaliers ... Transferred to Arkansas following the season and participated in spring practice.

**2021 (REDSHIRT JUNIOR):** Played in all 14 games, starting three at defensive end ... Starting assignments came against Massachusetts (Sept. 4), at Tennessee (Sept. 11) and vs. Michigan State (Dec. 30) in the Chick-fil-A Peach Bowl ... Totaled 27 tackles, 6.5 tackles for loss, 5.5 sacks and a forced fumble ... Two tackles for loss at Georgia Tech (Oct. 2) ... Logged a career-high four stops against Miami (Oct. 30) ... Had a career-high 1.5 sacks against Virginia (Nov. 20) ... Forced a Michigan State fumble that was returned for a 26-yard touchdown by teammate Cam Bright in the Chick-fil-A Peach Bowl.

**2020 (REDSHIRT SOPHOMORE):** Played in all 11 games as a reserve defensive end ... Collected 13 tackles, seven tackles for loss and four sacks on the year ... Had a season-high three tackles on two occasions: Austin Peay (Sept. 12) and at Miami (Oct. 17) ... Two tackles for loss, including a sack, at Miami ... Also logged sacks against Syracuse (Sept. 19), at Florida State (Nov. 7) and at Georgia Tech (Dec. 10).

**2019 (REDSHIRT FRESHMAN):** Played in all 13 games as a reserve defensive end ... Totaled 14 tackles, four tackles for loss and two sacks ... Had a season-best two tackles for loss against UCF (Sept. 19) ... Had a season-high three total stops on two occasions: at Duke (Oct. 5) and at Syracuse (Oct. 18) ... Had sacks at Georgia Tech (Nov. 2) and at Syracuse.

**2018 (FRESHMAN):** Played in three games as a true freshman, preserving a redshirt ... Made appearances at defensive end against Virginia Tech (Nov. 10), vs. Clemson (Dec. 1) in the ACC Championship and vs. Stanford (Dec. 31) in the Sun Bowl ... Had one tackle against the Hokies.

**HIGH SCHOOL:** Considered one of the top defensive linemen in Maryland ... Rated the No. 1 strong-side defensive end in the state by Rivals ... Rated the No. 11 overall prospect in Maryland by ESPN, No. 12 by Rivals and No. 14 by 247Sports ... Played on both sides of the ball for head coach Elijah Brooks at DeMatha Catholic High School in Hyattsville, Md. ... Excelled as a pass rusher, compiling eight sacks as a senior ... Also was a starter at tight end ... Earned All-Washington Catholic Athletic Conference honors ... Helped DeMatha to a combined 18-5 record (.783) over his final two varsity seasons ... As a junior, DeMatha finished 12-0, capturing the WCAC title and finishing No. 4 in the USA TODAY Super 25 high school rankings ... Selected to play in the Maryland Crab Bowl All-Star Game (Washington D.C. vs. Baltimore).

**PERSONAL:** Son of John and Tisa Morgan Jr. ... Has one brother and one sister ... Father, John, played football at Bowie State ... Grandfather played basketball and ran track at Alabama A&M ... Birthdate: June 6, 2000.

#### CAREER DEFENSIVE STATS

	GP/GS	UA	A	TOTAL	TFL	SACK	FF/FR	INT	QBH	PD
2018 (PITT)	3/0	1	0	1	0.0	0.0	0/0	0	0	0
2019 (PITT)	13/0	8	6	14	4.0	2.0	0/0	0	4	1
2020 (PITT)	11/0	8	5	13	7.0	4.0	0/0	0	4	0
2021 (PITT)	14/3	17	9	26	6.5	5.5	1/0	0	11	1
2022 (PITT)	12/5	11	8	19	5.5	2.5	2/0	0	6	0
<b>TOTAL</b>	<b>53/8</b>	<b>45</b>	<b>28</b>	<b>73</b>	<b>23.0</b>	<b>14.0</b>	<b>3/0</b>	<b>0</b>	<b>25</b>	<b>2</b>



### #82 KAYLON MORRIS

WR | 6-2 | 185 | Fr. | HS  
Fayetteville, Ark. (Fayetteville HS)

**HIGH SCHOOL:** Played at Fayetteville High School for head coach Casey Dick ... Joined Razorbacks as a preferred walk-on ... Hauled in 95 catches for 1,593 yards and 15 touchdowns as a senior ... Averaged 16.8 yards per catch during senior year.



### #30 ASHTON NGO

LS | 5-11 | 224 | Jr. | TR  
Andover, Kan. (Andover HS/Hutchinson CC)

**2022 (SOPHOMORE AT HUTCHINSON CC):** Played in nine games at long snapper ... Totaled three solo tackles.

**2021 (FRESHMAN):** Appeared in seven games at long snapper ... Recorded three tackles including two solo stops.

**HIGH SCHOOL:** Played at Andover High School in Andover, Kan. ... Joined Razorbacks as preferred walk-on in spring 2023 ... Participated in spring practice for Razorbacks.



### #70 PARIS PATTERSON

OL | 6-6 | 361 | Fr. | HS  
East St. Louis, Ill. (East St. Louis HS)

**HIGH SCHOOL:** Enrolled early and participated in spring practice ... A four-star prospect according to Rivals ... No. 237 prospect in Rivals250 rankings ... Rated the No. 6 player in Illinois and the No. 10 offensive guard in the country by Rivals ... No. 7 player in Illinois according to both 247Sports and ESPN ... Played for head coach Darren Sunkett at East St. Louis High School in East St. Louis, Ill. ... As a senior, helped the Flyers secure their 10th state title in program history, finishing the season at 12-2 and on an 11-game winning streak ... CHOSE ARKANSAS OVER: Iowa State, Kansas, LSU, Nebraska, Tennessee and others.

**PERSONAL:** Son of Paris Patterson Sr. and Audrea L. Jones ... Has seven sisters, Malikia Eiland, Marquita Patterson, Precious Patterson, Courtney Patterson, Ashanti Patterson, Aniquette Patterson and Paris "Sweet Pea" Patterson ... Birthdate: July 20, 2005.



### #85 JACE PETTY

WR | 5-8 | 163 | R-Fr. | HS  
Frisco, Texas (Frisco Independence HS)

**HIGH SCHOOL:** Played at Frisco Independence High School in Frisco, Texas ... Joined the Razorbacks through an open tryout in spring of 2023 ... Participated in 2023 spring practice.



## NEWCOMERS



### #38 ANTON PIERCE

DB | 6-2 | 205 | Fr. | HS  
Little Rock, Ark. (Mills HS)

**HIGH SCHOOL:** Attended Mills High School in Little Rock, Ark. ... Joined the Razorbacks as a preferred walk-on ... Recorded 50 catches for 1,007 yards and 13 touchdowns along with one rushing touchdown as a senior ... Also compiled 67 tackles, five tackles for loss, six interceptions and 10 pass breakups on defense as a senior.



### #18 CHRIS RHODES

WR | 6-0 | 183 | R-So. | TR  
Independence, Mo. (Truman HS/Butler CC)

**2021 (REDSHIRT FRESHMAN AT BUTLER CC):** Appeared in four games ... Registered eight total tackles, one tackle for loss and one interception ... Totaled two tackles against Garden City (Aug. 27) ... Made two stops, including a tackle for a loss of three yards vs. Highland (Sept. 3) ... Recorded a tackle vs. Snow College (Sept. 10) ... Filed three stops, including two solo, against Independence (Sept. 17).

**2021 (FRESHMAN AT SOUTH DAKOTA STATE):** Redshirted ... Played in two games ... Was credited with a solo tackle in collegiate debut vs. Lindenwood ... Saw action in the Beef Bowl vs. Dixie State ... Honored as team's Scout Special Teams Player of the Week in preparation for league contest at Western Illinois.

**HIGH SCHOOL:** Attended Truman HS in Independence, Mo. ... Was selected to play in the 2020 Blue-Grey All-American Bowl after earning all-conference and all-district honors at Truman High School ... Set the school record and was a state qualifier in the triple jump in track and field ... member of the National Honor Society.

**PERSONAL:** Birthdate June 23, 2003.

#### CAREER DEFENSIVE STATS

	GP/GS	UA	A	TOTAL	TFL	SACK	FF/FR	INT	QBH	PD
2022 (BCC)	4/0	7	1	8	1.0	0.0	0/0	1	0	0
<b>TOTAL</b>	<b>4/0</b>	<b>7</b>	<b>1</b>	<b>8</b>	<b>1.0</b>	<b>0.0</b>	<b>0/0</b>	<b>1</b>	<b>0</b>	<b>0</b>



### #97 QUINCY RHODES JR.

DL | 6-6 | 250 | Fr. | HS  
North Little Rock, Ark. (N. Little Rock HS)

**HIGH SCHOOL:** A four-star prospect according to 247Sports ... The consensus No. 2 player in Arkansas by 247Sports, ESPN and On3 ... Rated the No. 34 edge rusher nationally by 247Sports and the No. 39 edge rusher in the country by On3 Consensus ... Played for head coach Randy Sandefur at North Little Rock High School in North Little Rock, Ark. ... As a senior, racked up 84 total tackles, including 11.5 sacks, with 34 quarterback hurries ... Also registered one pass breakup and one fumble recovery ... Selected to play in the 2022 U.S. Army Bowl in Frisco, Texas ... Son of Quincy Rhodes Sr. and Ashley Hill ... Has two sisters, Miah Rhodes and La'mia Crutchfield ... Birthdate: Dec. 1, 2004 ... **CHOSE ARKANSAS OVER:** Oklahoma, Arkansas State, Jackson State, Kansas State and Memphis.



### #42 KEIVIE ROSE

DL | 6-3 | 303 | R-Sr. | TR  
Henderson, Texas (Henderson HS/La. Tech)

**2022 FIRST-TEAM ALL-CONFERENCE USA**

**2021 HONORABLE MENTION ALL-CONFERENCE USA**

**2020 C-USA COMMISSIONER'S HONOR ROLL**

**2022 (REDSHIRT JUNIOR AT LOUISIANA TECH):** Started in all 12 games at defensive tackle ... Picked up First-Team All-Conference USA honors ... Posted 24 total tackles, including 18 solo stops, with 4.0 tackles for loss and two sacks ... Forced two fumbles ... Registered three quarterback hurries ... Tallied a quarterback hurry in back-to-back games against SFA (Sept. 10) and Clemson (Sept. 17) ... Recorded first career forced fumble vs. Rice (Oct. 22) ... Had a dominant outing vs. Middle Tennessee (Nov. 5), compiling two tackles, include one sack for a loss of seven yards, while forcing a fumble ... Made a season high four tackles and one sack vs. Charlotte (Nov. 19) ... Notched at least one tackle in 11 of 12 games ... Registered five games with multiple stops.

**2021 (REDSHIRT SOPHOMORE):** Started in all 12 games at defensive tackle ... Filed 25 total tackles, including 11 solo stops with 4.0 tackles for loss and a sack ... Recorded four quarterback hurries and two pass breakups ... Had a tackle in nine of 12 games ... Registered four tackles in four games ... Posted four tackles, including two tackles for loss, and a sack vs. Rice (Nov. 27).

**2020 (REDSHIRT FRESHMAN):** Saw action in all 10 games and made eight starts at defensive tackle ... Recorded 23 total tackles, including eight solo stops, 1.5 tackles for loss and one pass breakup ... Totaled a season high five tackles in back-to-back games at UTSA (Oct. 24) and UAB (Oct. 31) ... Registered at least one tackle in eight of 10 games.

**2019 (FRESHMAN):** Redshirted in his first season, playing in just one game ... Made his collegiate debut at Texas (Aug. 31).

**HIGH SCHOOL:** Rated a three-star prospect by 247Sports out of Henderson High School in Henderson, Texas ... Helped lead Henderson to a 9-5 record and a quarterfinal appearance in state playoffs as a senior ... Named all-district as a senior in 2018.

**PERSONAL:** Del'Keiveon Ke'Unta Rose ... Nickname is "Keivie" ... Son of Lakeyshia Medford ... Has two siblings, Missy and Jay ... Birthdate: Dec. 14, 2000.

#### CAREER DEFENSIVE STATS

	GP/GS	UA	A	TOTAL	TFL	SACK	FF/FR	INT	QBH	PD
2019 (LTU)	1/0	0	0	0	0.0	0.0	0/0	0	0	0
2020 (LTU)	10/0	8	15	23	1.5	0.5	0/0	0	0	1
2021 (LTU)	12/0	11	14	25	4.0	1.0	0/0	0	0	2
2022 (LTU)	12/0	18	6	24	4.0	2.0	2/0	0	0	0
<b>TOTAL</b>	<b>35/0</b>	<b>37</b>	<b>35</b>	<b>72</b>	<b>9.5</b>	<b>3.5</b>	<b>2/0</b>	<b>0</b>	<b>0</b>	<b>3</b>





## NEWCOMERS



### #20 ALEX SANFORD

LB | 6-1 | 230 | Fr. | HS  
Oxford, Miss. (Oxford HS)

**HIGH SCHOOL:** A consensus three-star prospect according to 247Sports, Rivals, ESPN and On3 ... Rated the No. 8 player in Mississippi and the No. 63 linebacker in the country by 247Sports ... No. 13 player in Mississippi and No. 25 inside linebacker nationally according to Rivals ... No. 18 player in Mississippi and No. 32 inside linebacker in the country by ESPN ... Played for head coach Chris Cutcliffe at Oxford High School in Oxford, Miss. ... Four-year varsity player, registering 100 tackles in three of his four high school seasons ... As a freshman, recorded two total tackles and a quarterback hurry ... As a sophomore, totaled 116 tackles with 23.0 tackles for loss and 4.0 sacks ... Gathered 22 quarterback hurries ... Also caused four fumbles, recovered two fumbles, blocked a pair of punts and broke up one pass ... As a junior, racked up 120 total tackles with 17.0 tackles for loss, 3.0 sacks and five quarterback hurries ... Also had two pass breakups, two blocked punts and one fumble recovery ... As a senior, posted 104 total tackles, including 18.0 tackles for loss and 9.0 sacks ... Credited with seven quarterback hurries ... Had three forced fumbles, two fumble recoveries and one pass breakup ... Son of Alex and Jennifer Sanford ... Has a brother, Andrew, and a sister, Alayna ... Birthdate: April 27, 2004 ... **CHOSE ARKANSAS OVER:** Auburn, Ole Miss, Tennessee, and others.



### #52 MAX SCHMIDLY

LS | 6-3 | 200 | Fr. | HS  
Charlotte, N.C. (Myers Park HS)

**HIGH SCHOOL:** Played at Myers Park High School in Charlotte, N.C. ... Named First-Team Charlotte All-Observer as a long snapper in 2022 ... Rated a 4.5-star prospect by Rubio Long Snapping and the No. 61 overall long snapper in the 2023 class.



### #34 JABRAE SHAW

DB | 5-10 | 195 | Fr. | HS  
Pine Bluff, Ark. (Mills HS)

**HIGH SCHOOL:** Attended Mills High School in Little Rock, Ark. ... Joined Razorbacks as a preferred walk-on ... Led state with 11 interceptions across 12 games as a senior ... Recorded 81 tackles, three tackles for loss, 11 interceptions, nine pass breakups, three fumble recoveries and one forced fumble as a senior ... Registered 336 rushing yards on 22 attempts with 10 scores along with 51 receptions for 977 yards and seven touchdowns during senior season.



### #44 FRANCIS SHERMAN

TE | 6-3 | 234 | Sr. | TR  
Bay Village, Ohio (Bay HS/Louisville)

**2022 (JUNIOR AT LOUISVILLE):** Played in all 13 games for the Cardinals, earning starts against Syracuse and Virginia ... Caught one pass for 13 yards vs. Boston College (Oct. 1).

**2021 (SOPHOMORE):** Saw action in nine games but did not record any stats.

**2020 (FRESHMAN):** Played in eight games in his first campaign, catching three passes for 19 yards and a touchdown ... Made his collegiate debut vs. Western Kentucky (Sept. 12) ... All three receptions came in win over Wake Forest (Dec. 12).

**HIGH SCHOOL:** Played both ways at Bay High School in Bay Village, Ohio, seeing action at tight end and defensive end ... Earned second-team all-conference honors as a senior ... Recorded 29 tackles and a team-best six sacks with seven tackles for loss.

#### CAREER RECEIVING STATS

	GP/GS	REC	YDS	AVG/C	TD	LG
2020 (LOU)	8/1	3	19	6.3	1	11
2021 (LOU)	9/1	0	0	0.0	0	0
2022 (LOU)	13/2	1	13	13.0	0	13
<b>TOTAL</b>	<b>30/4</b>	<b>4</b>	<b>32</b>	<b>8.0</b>	<b>1</b>	<b>13</b>



### #15 JAHEIM SINGLETARY

DB | 6-2 | 170 | R-Fr. | TR  
Jacksonville, Fla. (Riverside HS/Georgia)

**2022 (FRESHMAN AT GEORGIA):** Redshirt season ... Played in three games as a true freshman but did not record any stats ... Made his collegiate debut against Samford (Sept. 10).

**HIGH SCHOOL:** Played for head coach O.J. Small at Riverside High School in Jacksonville, Fla. ... Selected to play in 2022 Under Armour All-American Game ... 247Sports.com four-star prospect ... Ranked as the No. 8 cornerback prospect nationally, the No. 8 prospect in Florida and the No. 66 prospect nationally ... PrepStar Magazine five-star prospect, No. 5 CB prospect, No. 3 prospect in Florida and No. 18 prospect nationally ... ESPN.com four-star prospect, No. 3 CB prospect, No. 5 prospect in Florida and No. 20 prospect nationally ... Rivals.com five-star prospect, No. 2 CB prospect, No. 2 prospect in Florida and No. 10 prospect nationally ... Helped lead Riverside HS to a 10-2 record and FHSAA Class 6A regional semifinals in his 2021 senior season ... Finished his senior season with Generals with 28 total tackles, 21 solo tackles, with seven passes defended and four interceptions ... Registered 18 tackles, 15 solo stops, with six passes defended and three interceptions in 2020 junior season ... Notched 47 total tackles, 37 solo and 11 assists in 2019 sophomore season ... Posted 27 tackles, 24 solo, with six passes defended and seven interceptions in 2018 freshman season.

#### CAREER DEFENSIVE STATS

	GP/GS	UA	A	TOTAL	TFL	SACK	FF/FR	INT	QBH	PD
2022 (UGA)	3/0	0	0	0	0.0	0.0	0/0	0	0	0
<b>TOTAL</b>	<b>3/0</b>	<b>0</b>	<b>0</b>	<b>0</b>	<b>0.0</b>	<b>0.0</b>	<b>0/0</b>	<b>0</b>	<b>0</b>	<b>0</b>





## NEWCOMERS



### #3 MALACHI SINGLETON

QB | 6-1 | 232 | Fr. | HS  
Kennesaw, Ga. (North Cobb HS)

**HIGH SCHOOL:** Enrolled early to participate in spring practice ... A consensus four-star prospect according to 247Sports, Rivals and ESPN ... No. 242 prospect in Top247 rankings ... Rated the No. 31 player in Georgia and the No. 5 dual-threat quarterback nationally by Rivals ... Played for head coach Shane Queen at North Cobb High School in Kennesaw, Ga. ... As a junior, completed 166-of-221 passes (75.1%) for 2,316 yards and 24 touchdowns with just three interceptions ... Also rushed for 1,018 yards and 25 touchdowns ... As a senior, completed 22-of-43 passes for a touchdown while also rushing for 197 yards and one score before his season was cut short due to an injury ... **CHOSE ARKANSAS OVER:** Georgia, Georgia Tech, Indiana, Louisville, Miami (Fla.), NC State, Virginia, Virginia Tech, West Virginia and others.

**PERSONAL:** Son of Carlo and Margaret Singleton ... Has three brothers, Christian, Cobe and Marcus, and one sister, Courtlyn ... Birthdate: June 2, 2004.



### #65 AARON SMITH

OL | 6-6 | 260 | Fr. | HS  
Conway, Ark. (Conway HS)

**HIGH SCHOOL:** Attended Conway High School in Conway, Ark. ... Joined the Razorbacks as a preferred walk-on ... **CHOSE ARKANSAS OVER:** Arkansas State, Air Force, Harvard, Dartmouth, Colorado State, Louisiana, UT-Martin, Columbia, Brown, UCA, Yale, Murray State and others.



### #22 BRAD SPENCE

LB | 6-2 | 240 | Fr. | HS  
Houston, Texas (Klein Forest HS)

**HIGH SCHOOL:** Enrolled early and participated in spring practice ... A consensus three-star prospect according to 247Sports, Rivals, ESPN and On3 ... Rated the No. 26 inside linebacker nationally by ESPN ... No. 38 outside linebacker according to Rivals ... Played for head coach Johnathan Wilson at Klein Forest High School in Houston, Texas ... As a sophomore, recorded 18 total tackles, including 4.0 tackles for loss, 1.0 sack and one quarterback hurry ... Also forced a pair of fumbles ... As a junior, logged 72 total tackles with 11.0 tackles for loss, 1.5 sacks and seven quarterback hurries ... Tallied six pass breakups and one fumble recovery ... As a senior, totaled 85 tackles with 12.0 tackles for loss and 8.0 sacks ... Accumulated 13 quarterback hurries ... Tallied two fumble recoveries ... Named District 15-6A Defensive MVP ... **CHOSE ARKANSAS OVER:** Arizona State, California, Colorado, Duke, Indiana, Iowa State, Kansas, Kansas State, Louisville, Mississippi State, Nebraska, Northwestern, Texas, Utah, Vanderbilt, Washington State, Wisconsin and others.

**PERSONAL:** Son of Armand Spence and Yashika Oglesby ... Has a brother, Trent Spence, and a sister, Kia Oglesby ... Birthdate: May 8, 2005.



### #25 KEE'YON STEWART

DB | 6-0 | 185 | R-Sr. | TR  
Houston, Texas (North Shore HS/TCU)

**2022 (REDSHIRT JUNIOR AT TCU):** Saw action in 13 games ... Recorded 14 total tackles, three pass breakups and one forced fumble ... Broke up a career-high two passes vs. Colorado (Sept. 2) ... Had a career high six solo stops against SMU (Sept. 24) ... Logged his second game of the season with multiple tackles after amassing two solo stops vs. Iowa State (Nov. 26) ... Tallied his first career forced fumble against the Cyclones ... Made one solo tackle in the national championship vs. Georgia (Jan. 9).

**2021 (JUNIOR):** Appeared in three games with one start ... sidelined by injury for the opening eight contests ... Had five solo stops on the season ... Hauled in first career interception in his season debut vs. Baylor (Nov. 6) ... Registered two solo tackles against Oklahoma State (Nov. 13) ... Made three solo stops and one pass breakup vs. Kansas (Nov. 20).

**2020 (SOPHOMORE):** Saw action in first five games before a season-ending injury ... Recorded two tackles vs. Kansas State (Oct. 10) ... Logged season high four tackles, including 0.5 tackles for a loss of one yard, against Oklahoma (Oct. 24) ... Made his long start of the year in win vs. Baylor (Oct. 31), snaring his first career sack and filing three tackles along with a pass breakup.

**2019 (FRESHMAN):** Played in nine games with six starts as a true freshman ... Made first start in collegiate debut vs. UAPB (Aug. 31), recording one tackle and two pass breakups ... Became first TCU true freshman to start at cornerback since 2015 ... Registered a season high four tackles on three occasions ... Made season high four tackles, including two solo stops, along with a pass breakup against Purdue (Sept. 14) ... Matched season high in tackles with four vs. Texas (Oct. 26) ... Tied season high in tackles with four and recorded a pass breakup vs. Oklahoma (Nov. 23).

**HIGH SCHOOL:** Rated a three-star recruit by Rivals ... Tabbed the No. 12 cornerback in Texas and No. 100 in the nation ... Guided North Shore High School in Houston, Texas to the Texas Class 6A Division I state championship as a senior ... Also held offers from Texas Tech, Louisville and Utah.

#### CAREER DEFENSIVE STATS

	GP/GS	UA	A	TOTAL	TFL	SACK	FF/FR	INT	QBH	PD
2019 (TCU)	9/6	14	4	18	0.0	0.0	0/0	0	0	4
2020 (TCU)	5/1	6	3	9	1.5	1.0	0/0	0	0	1
2021 (TCU)	3/1	5	0	5	0.0	0.0	0/0	1	0	2
2022 (TCU)	13/0	13	1	14	0.0	0.0	1/0	0	0	3
<b>TOTAL</b>	<b>30/8</b>	<b>38</b>	<b>8</b>	<b>46</b>	<b>1.5</b>	<b>1.0</b>	<b>1/0</b>	<b>1</b>	<b>0</b>	<b>10</b>





## NEWCOMERS



### #54 JOEY SU'A

OL | 6-4 | 347 | Fr. | HS  
Bentonville, Ark. (Bentonville HS)

**HIGH SCHOOL:** Participated in spring practice at Arkansas after enrolling early ... A consensus three-star prospect according to 247Sports, Rivals, ESPN and On3 ... Rated the No. 3 player in Arkansas and the No. 22 offensive guard nationally by Rivals ... No. 6 player in Arkansas and No. 58 offensive guard in the country according to ESPN ... Played for head coach Jody Grant at Bentonville High School in Bentonville, Ark. ... As a senior, helped lead the Tigers to the 7A State Championship game, finishing with an 11-1 overall record and a 7-0 mark in 7A West play during the regular season ... Did not allow a sack during his senior campaign ... Totaled 56 pancake blocks on the year ... **CHOSE ARKANSAS OVER:** BYU, Georgia, Maryland, Michigan State, Oregon and others.

**PERSONAL:** Son of Joseph and Nalo Su'a ... Has three brothers, Johnny, Lloyd and Josiah, and two sisters, Leilani and Alayna ... Birthdate: Sept. 15, 2004.



### #4 ISAAC TeSLAA

WR | 6-4 | 214 | Sr. | TR  
Hudsonville, Mich. (Unity Christian/Hillsdale)

**2022 GMAC OFFENSIVE PLAYER OF THE YEAR**  
**2022 HONORABLE MENTION ALL-AMERICAN (DON HANSEN)**

**2022 (JUNIOR AT HILLSDALE COLLEGE):** Named the Great Midwest American Conference Offensive Player of the Year and team MVP after hauling in 68 passes for 1,325 yards and 13 touchdowns ... Earned All-American Honorable Mention recognition from Don Hansen Football Committee ... Caught at least one pass in all 11 games for Hillsdale while recording seven 100-yard receiving games and averaging 120.5 yards per game ... Opened the season with seven catches for 157 yards and a pair of scores in win at Lake Erie (Sept. 3) ... Followed up with a career game in win over Walsh (Sept. 10), posting career-bests in receptions (8), yards (189) and touchdowns (3) ... Caught five passes for 49 yards and a score in a loss to Truman (Sept. 17) ... Matched his career-best with eight receptions at Missouri S&T (Sept. 24), catching a TD pass for the fourth straight game with two scores and 177 yards ... Racked up 85 yards on six catches at Kentucky Wesleyan (Oct. 1) but was held out of the end zone for the first time during the 2022 season ... Had only one reception for 55 yards against Tiffin (Oct. 8) ... Caught seven passes for 96 yards and a TD at Northwood (Oct. 15) ... Posted his first of four straight 100-yard games with six receptions for 107 yards and two touchdowns against Findlay (Oct. 22) ... Tallied six catches for 116 in win over Ashland (Oct. 29) ... Snagged a pair of scores on six catches for 146 yards against Michigan Tech (Nov. 5) ... Matched his career-best for the third time during the season with eight receptions for 148 yards at Ohio Dominican in season finale ... Transferred to Arkansas following the season in order to participate in spring practice.

**2021 (SOPHOMORE):** Had a breakout season for the Chargers, seizing a starting job in the second week of the season and finishing the year as Hillsdale's leader in receptions (45), receiving yards (698) and receiving touchdowns (7) to earn second-team all-conference ... Finished fourth in the Great Midwest American Conference in receiving yards and third in touchdown catches with fewer catches than any other player in the top eight of either category (45) ... Recorded his first career 100-yard game with 166 yards and a score on nine catches against Indianapolis (Sept. 11) ... Earned G-MAC Offensive Player of the Week honors after hauling in three touchdown passes and recording the eighth-most receiving yards in school history with 193 yards against Findlay (Oct. 23) ... Named the team's Outstanding Offensive Back following the 2021 season.

**2020-21 (FRESHMAN):** Saw action on special teams before earning a spot in the starting lineup midseason as a true freshman ... Finished second on the team in total receiving yardage (93) and led the Chargers in yards per catch (18.6) in just three games ... His 51-yard reception against Ohio Dominican (4/24) was Hillsdale's longest offensive play from scrimmage in the Spring 2021 season, and his 69 yards against the Panthers were a team best during the season.

**HIGH SCHOOL:** Led Unity Christian High School in Hudsonville, Mich., to a MHSAA Division 5 state title in 2018 and a Division 4 semifinal appearance in 2019 as the team's QB ... Also starred on the hardwood for the Crusaders, winning the 2018-19 Division 2 state championship ... Earned OK Green All-Conference honors in both 2018 and 2019, and was named first-team All-State in Division 4 in 2019 ... As a senior, ran for 1,139 yards and 14 touchdowns with 448 yards passing and 10 more touchdowns ... Won a Division 2 regional championship in the long jump in 2019, setting the Unity Christian school record with a distance of 22' 3.75" ... Graduated Summa Cum Laude from Unity Christian with a 4.0 GPA.

**PERSONAL:** Son of Mark and Stephanie TeSlaa ... Has three sisters - Maddie, Ellie and Josie ... Father played wide receiver at Hillsdale (1992-96), earning team MVP honors in 1996 ... The Athletic named him one of the top available transfers out of Hillsdale College ... Led all Arkansas wide receivers in the weight room during the offseason, bench pressing 315 pounds, squatting 455 with a broad jump of 10'5" and 38" vertical jump ... **TRANSFERRED TO ARKANSAS OVER:** Arizona, Baylor, Colorado, Houston, Iowa, Iowa State, Miami, Oklahoma State, Ole Miss, Nebraska, Purdue, Texas A&M, Wisconsin, among others.

### CAREER RECEIVING STATS

	GP/GS	REC	YDS	AVG/C	TD	LG
2020 (HC)	3/2	5	93	18.6	0	51
2021 (HC)	12/11	45	698	15.5	7	81
2022 (HC)	11/11	68	1325	19.5	13	76
<b>TOTAL</b>	<b>26/24</b>	<b>118</b>	<b>2116</b>	<b>17.9</b>	<b>20</b>	<b>81</b>



## NEWCOMERS



### #28 JAHEIM THOMAS

LB | 6-4 | 245 | R-Jr. | TR  
Cincinnati, Ohio (Princeton HS/Cincinnati)

**2022 (REDSHIRT SOPHOMORE AT CINCINNATI):** Breakout redshirt season for the Bearcats ... Third on the team with 70 total tackles and second with 6.5 tackles for loss to go along with two sacks ... Appeared in all 13 games, rotating with the first team at linebacker ... Filed a half-tackle for loss in each of first three games ... Opened the season with seven stops (five solo) and a half-tackle for loss at Arkansas (Sept. 3) ... Recorded nine tackles, a half-tackle for a loss of one yard and a quarterback hurry vs. Kennesaw State (Sept. 10) ... Made three stops and a half-tackle for loss vs. Indiana (Sept. 24) ... Had seven tackles (three solo) and two sacks for a loss of 17 yards at SMU (Oct. 22) ... Tallied five tackles against Navy (Nov. 5) and six stops against ECU (Nov. 11) ... Made six tackles, including two tackles for a loss of two yards, at Temple (Nov. 19) ... Notched a career high 11 tackles against Tulane (Nov. 25) ... Capped season with eight tackles and one tackle for a loss of a yard against Louisville (Dec. 17) in the Wasabi Fenway Bowl.

**2021 (REDSHIRT FRESHMAN):** Appeared in 12 games with one start ... Tallied 23 tackles (nine solo), a half-sack and a quarterback hurry on the year ... Compiled two tackles in back-to-back games against Miami (Sept. 4) and Murray State (Sept. 11) to open the season ... Made a solo stop vs. Indiana (Sept. 18) ... Had career-high seven stops against UCF (Oct. 16) ... In first career career start against Tulane (Oct. 30), had four tackles and a half-sack ... Finished with three stops against Houston (Dec. 4) in the AAC Championship ... Appeared in College Football Playoff Semifinals against No. 1 Alabama (Dec. 31) at the 86th Goodyear Cotton Bowl Classic.

**2020 (FRESHMAN):** Redshirt season ... Saw action in four games as a true freshman ... Made his collegiate debut against Austin Peay (Sept. 19) ... Totaled two tackles, with one stop apiece against Austin Peay and USF (Oct. 3).

**HIGH SCHOOL:** Four-star recruit out of Cincinnati's Princeton High School ... Ranked as the No. 5 recruit in Ohio by 247sports.com and the No. 22 outside linebacker nationally ... Had 73 tackles, including 46 solo, as a senior ... Finished with 6.5 sacks, one forced fumble, one fumble recovery and one interception during 2019 season ... Chose Cincinnati over Michigan State, Tennessee, Kentucky, LSU, Maryland and Louisville.

#### CAREER DEFENSIVE STATS

	GP/GS	UA	A	TOTAL	TFL	SACK	FF/FR	INT	QBH	PD
2020 (UC)	4/0	0	2	2	0.0	0.0	0/0	0	1	0
2021 (UC)	12/1	9	14	23	0.5	0.5	0/0	0	1	0
2022 (UC)	13/0	25	45	70	6.5	2.0	0/0	0	1	0
<b>TOTAL</b>	<b>29/1</b>	<b>34</b>	<b>61</b>	<b>95</b>	<b>7.0</b>	<b>2.5</b>	<b>0/0</b>	<b>0</b>	<b>3</b>	<b>0</b>



### #79 TOMMY VARHALL

OL | 6-8 | 326 | R-So. | TR  
Overland Park, Kan. (IMG Academy/Maryland)

**2022 (REDSHIRT FRESHMAN AT MARYLAND):** Did not see game action in 2022 ... Transferred to Arkansas following the season and participated in spring practice.

**2021 (FRESHMAN):** Redshirted during his first season at Maryland.

**HIGH SCHOOL:** Attended IMG Academy in Bradenton, Fla. ... Transferred to IMG Academy as a senior after playing at Blue Valley Northwest High School in Overland Park, Kan., as a junior.



### #13 ALFAHIYM WALCOTT

DB | 6-2 | 215 | \*Sr. | TR  
Wilmington, N.C. (Laney HS/Baylor)

**2022 SECOND-TEAM ALL-BIG 12 (AP, PFN)**

**2022 FOURTH-TEAM ALL-BIG 12 (PHIL STEELE)**

**2022 HONORABLE MENTION ALL-BIG 12 (COACHES)**

**2021 BIG 12 COMMISSIONER'S HONOR ROLL**

**2022 (REDSHIRT SENIOR AT BAYLOR):** Earned Second-Team All-Big 12 honors from the Associated Press and Pro Football Network ... Also named Fourth-Team All-Big 12 by Phil Steele and earned honorable mention all-league honors from the league's coaches ... Played in all 13 games with 12 starts at the STAR position ... Played several early season games with a hard cast on his hand ... Finished the year ranked second on the team with 82 tackles, including 10 tackles for a loss and two sacks to go with three forced fumbles, one interception and four pass breakups ... Had two games with 10-plus tackles ... Opened the year with four stops and a breakup vs. Albany (Sept. 3) ... Had four tackles and half a tackle for a loss at No. 21 BYU (Sept. 10), also breaking up a pass ... Had nine tackles and forced a fumble in a win over Texas State (Sept. 17) ... Went for seven stops and a tackle for a loss in a win at Iowa State (Sept. 24) ... Had seven tackles and 1.5 for a loss vs. No. 7 Oklahoma State (Oct. 1) ... Finished with five tackles at West Virginia (Oct. 13) ... Had four stops, including a sack and a pass breakup, in a win over Kansas (Oct. 22) ... Had eight tackles, a tackle for a loss and an interception in a win at Texas Tech (Oct. 29) ... Had seven tackles and a breakup in a win at Oklahoma (Nov. 5) ... Totaled a season-best 11 tackles with two for a loss vs. No. 19 Kansas State (Nov. 12) ... Had four tackles vs. No. 4 TCU (Nov. 19) ... Recorded a 17-yard sack and forced two fumbles to go with 10 tackles at No. 23 Texas (Nov. 25) ... Had two stops vs. Air Force in the Armed Forces Bowl (Dec. 22) ... Was named preseason Fourth-Team All-Big 12 selection by Athlon ... Transferred to Arkansas following the season but missed spring practice due to a knee injury.

**2021 (REDSHIRT JUNIOR):** Played 12 games starting the final eight games in 2021 ... Finished seventh on the team with 30 tackles ... Set a Sugar Bowl Record with a 96-yard interception return for a touchdown against Ole Miss ... Had one tackle in his season debut at Kansas (Sept. 18) ... Notched six solo tackles including a tackle for loss and a pass breakup against Iowa State (Sept. 25) ... Recorded four solo tackles in his career-first start at Oklahoma State (Oct. 2) ... Tallied five tackles against West Virginia (Oct. 9) ... Had a pass breakup against BYU (Oct. 16) ... Notched six tackles and a pass breakup against Texas (Oct. 30) ... Recorded a pass breakup at TCU (Nov. 6) ... Collected his first interception along with two tackles in an upset win over Oklahoma (Nov. 13) ... Grabbed his second interception of the season and had one tackle at Kansas State (Nov. 20) ... Made one tackle against Texas Tech (Nov. 27) ... Contributed four tackles in a Big 12 Championship Game victory over Oklahoma State (Dec. 4) ... Scored his career-first touchdown on the second-longest interception return in Baylor history (96 yards) against Ole Miss in the Sugar Bowl (Jan. 1).

**2020 (REDSHIRT SOPHOMORE):** Played eight games, primarily on special teams ... Totaled three tackles on the year ... Made the first tackle of his Baylor career at Oklahoma (Dec. 5) ... Tallied two tackles in the season finale vs. Oklahoma State (Dec. 12).

**2019 (REDSHIRT FRESHMAN AT BUTLER CC):** Played one season at Butler (Kan.) Community College for coach Tim Schaffner ... Appeared in 13 games ... Helped team to 10-3 record and win over Trinity Valley CC in the Midwest Classic Bowl ... Tallied 70 tackles (52 solo) with three interceptions ... Added 3.0 tackles for loss and two forced fumbles ... Finished with 14 pass breakups ... Honorable Mention All-Jayhawk Conference ... Top game came on Aug. 31 against Snow College where he finished with eight tackles, an interception and a forced fumble ... Against Dodge City, totaled nine tackles with six solo stops, an interception and two pass breakups.

**2018 (FRESHMAN):** Redshirted 2018 season.





## NEWCOMERS

**HIGH SCHOOL:** Prepped at Laney High School in Wilmington, N.C., for coach Ashaad Yeoman ... Had 20 carries for 146 yards and two touchdowns as a senior ... Added 21 receptions for 349 yards and two touchdowns ... Three-star prospect ... No. 14 Junior College defensive back prospect according to 247Sports ... No. 123 on 247Sports' JUCO list ... No. 28 player in North Carolina ... ESPN's No. 15 junior college corner nationally ... Selected Baylor over Auburn.

**PERSONAL:** Son of Jocelyn Crawford ... Birthdate: Dec. 20, 1999.

### CAREER DEFENSIVE STATS

	GP/GS	UA	A	TOTAL	TFL	SACK	FF/FR	INT	QBH	PD
2019 (BCC)	13/0	52	18	70	3.0	0.0	2/0	3	0	14
2020 (BU)	8/0	2	1	3	0.0	0.0	0/0	0	0	0
2021 (BU)	12/8	29	4	33	2.0	1.0	0/0	3	0	8
2022 (BU)	13/12	41	39	80	10.0	2.0	3/0	1	0	5
<b>TOTAL</b>	<b>46/20</b>	<b>124</b>	<b>62</b>	<b>186</b>	<b>15.0</b>	<b>3.0</b>	<b>3/0</b>	<b>7</b>	<b>0</b>	<b>27</b>



### #45 SLADEN WEBB

DB | 5-8 | 165 | R-Jr. | HS  
Marion, Ark. (Marion HS)

**HIGH SCHOOL:** Played football at Marion High School in Marion, Ark. ... Joined the Razorbacks through an open tryout in spring of 2023 ... Participated in 2023 spring practice.



### #52 DONOVAN WHITTEN

LB | 6-3 | 220 | Fr. | HS  
Arkadelphia, Ark. (Arkadelphia HS)

**HIGH SCHOOL:** Attended Arkadelphia High School in Arkadelphia, Ark. ... Joined the Razorbacks as a preferred walk-on ... Played quarterback in high school and earned All-State honors after completing 183 of 291 passes for 2,793 yards and 44 scores as a senior ... Also totaled 483 rushing yards on 95 attempts with six touchdowns as a senior, leading Arkadelphia to the Arkansas Class 4A state semifinals ... Completed 211 of 326 passes for 3,605 yards and 43 touchdowns as a junior ... Tallied 115 rushes for 682 yards and six scores during junior season ... Also competed in baseball and wrestling at Arkadelphia HS.



### #56 AMAURY WIGGINS

OL | 6-3 | 310 | R-So. | TR  
Pensacola, Fla. (Pine Forrest HS/Coffeyville CC)

### 2022 FIRST-TEAM KANSAS JAYHAWK COMMUNITY COLLEGE CONFERENCE

**2022 (FRESHMAN AT COFFEYVILLE CC):** Spent 2022 season at Coffeyville CC where he appeared in four games at center ... Earned first-team all-conference honors.

**HIGH SCHOOL:** Played at Pine Forest High School in Pensacola, Fla.



### #19 DALLAS YOUNG

DB | 6-0 | 197 | Fr. | HS  
Gardendale, Ala. (Gardendale HS)

**HIGH SCHOOL:** Enrolled early at Arkansas and participated in spring practice ... A consensus three-star prospect according to 247Sports, Rivals, ESPN and On3 ... Rated the No. 19 player in Alabama and the No. 43 cornerback in the country by 247Sports ... Played for head coach Chad Eads at Gardendale High School in Gardendale, Ala. ... As a sophomore, totaled one tackle in one game played ... As a junior, racked up 32 total tackles (23 solo) with 2.0 tackles for loss and 2.0 sacks ... Recovered one fumble for a 30-yard touchdown and blocked two punts ... As a senior, recorded 70 total tackles, including 5.0 tackles for loss and 2.0 sacks ... Also broke up six passes and forced one fumble ... Selected to play in the 2022 Alabama-Mississippi All-Star Football Classic ... **CHOSE ARKANSAS OVER:** Colorado, Florida State, Georgia, Georgia Tech, Mississippi State, Ole Miss, Penn State, West Virginia, Tennessee and others.

**PERSONAL:** Son of Eric Young and Stephanie Rucker ... Has one sister, Albani ... Birthdate: April 19, 2005.





## 2022 GAME RECAPS

### GAME 1: CINCINNATI

Cincinnati (0-1).....	24
Arkansas (1-0) .....	31

September 3, 2022 | Fayetteville, Ark.

Donald W. Reynolds Razorback Stadium | Time: 2:30 p.m. | Attendance: 74,751

TV: ESPN > Dave Flemming (PBP), Rod Gilmore (Analyst), Tiffany Blackmon (Sideline)

#### CINCINNATI

RUSHING	ATT	GAIN	LOST	NET	TD	LONG	AVG
Corey Kiner	12	60	1	59	1	12	4.9
Charles McClelland	5	46	2	44	0	35	8.8
Evan Prater	1	8	0	8	0	8	8.0
Tre Tucker	1	8	0	8	0	8	8.0
Ryan Montgomery	4	9	2	7	0	5	1.8
Myles Montgomery	3	4	0	4	0	2	1.3
Ben Bryant	5	11	28	-17	0	6	-3.4
<b>TOTAL</b>	<b>31</b>	<b>146</b>	<b>33</b>	<b>113</b>	<b>1</b>	<b>35</b>	<b>3.6</b>

PASSING	COMP	ATT	INT	YDS	TD	LONG	SACK
Ben Bryant	26	43	1	325	2	35	3

RECEIVING	NO.	YDS	YAC	TD	LONG
Tyler Scott	5	77	18	0	30
Josh Whyte	5	38	18	0	17
Tre Tucker	4	66	45	0	25
Charles McClelland	4	42	25	0	30
Leonard Taylor	3	20	1	1	15
Will Pauling	3	19	11	0	12
Nick Mardner	1	35	0	1	35
Jadon Thompson	1	28	19	0	28
<b>TOTAL</b>	<b>26</b>	<b>325</b>	<b>137</b>	<b>2</b>	<b>35</b>

PUNTING	NO	YDS	AVG	LONG	120	TB
Mason Fletcher	4	185	46.2	54	2	0

FIELD GOALS	MADE	ATT	LONG	KICKS
Ryan Coe	1	3	26	25x, 48x, 26

#### ARKANSAS

RUSHING	ATT	GAIN	LOST	NET	TD	LONG	AVG
Raheim Sanders	20	122	5	117	0	37	5.8
KJ Jefferson	18	87	25	62	1	16	3.4
AJ Green	3	18	0	18	0	6	6.0
Rashod Dubinion	2	16	0	16	0	13	8.0
Malik Hornsby	1	13	0	13	0	13	13.0
Jadon Haselwood	1	0	2	-2	0	0	-2.0
<b>TOTAL</b>	<b>45</b>	<b>256</b>	<b>32</b>	<b>224</b>	<b>1</b>	<b>37</b>	<b>5.0</b>

PASSING	COMP	ATT	INT	YDS	TD	LONG	SACK
KJ Jefferson	18	26	0	223	3	32	2

RECEIVING	NO.	YDS	YAC	TD	LONG
Trey Knox	6	75	46	2	32
Matt Landers	3	43	19	0	20
Jadon Haselwood	3	42	26	1	19
Raheim Sanders	3	12	18	0	10
Warren Thompson	2	22	7	0	12
Rashod Dubinion	1	29	33	0	29
<b>TOTAL</b>	<b>18</b>	<b>223</b>	<b>149</b>	<b>3</b>	<b>32</b>

PUNTING	NO	YDS	AVG	LONG	120	TB
Max Fletcher	6	231	38.5	50	1	1

FIELD GOALS	MADE	ATT	LONG	KICKS
Cam Little	1	1	32	32



Tight end **TREY KNOX** caught a team-best six passes for 75 yards to go along with a career-high two touchdowns in the season-opening win over No. 23 Cincinnati.

### SCORING SUMMARY

	1	2	3	4	FINAL
Cincinnati	0	0	17	7	24
Arkansas	7	7	10	7	31

#### QTR. TEAM SCORING PLAY

1st	ARK	Jefferson 15-yd rush (Little kick), 3-29, 0:55
2nd	ARK	Knox 5-yd pass from Jefferson (Little kick), 7-70, 0:57
3rd	CIN	Kiner 5-yd rush (Coe kick), 12-75, 4:01
	ARK	Haselwood 19-yd pass from Jefferson (Little kick), 8-75, 2:59
	CIN	Mardner 35-yd pass from Bryant (Coe kick), 3-71, 1:02
	CIN	Coe 26-yd FG, 4-(-5), 1:54
	ARK	Little 32-yd FG, 11-61, 3:16
4th	ARK	Knox 32-yd pass from Jefferson (Little kick), 2-49, 0:26
	CIN	Taylor 15-yd pass from Bryant (Coe kick), 9-75, 3:37

### TEAM STATISTICS

	CINCINNATI	ARKANSAS
First Downs	24	23
Rushes-Yards (NET)	31-113	45-224
Passing Yards (NET)	325	223
Passes Att-Comp-Int	26-43-1	18-26-0
Total Offense (Plays-Yards)	74-438	71-447
Fumble Returns-Yards	0-0	1-2
Punt Returns-Yards	2-37	1-3
Kickoff Returns-Yards	1-29	1-16
Interception Returns-Yards	0-0	1-51
Punts (Number-Avg)	4-46.2	6-38.5
Fumbles-Lost	2-1	3-1
Penalties-Yards	10-65	7-63
Possession Time	31:24	28:36
Third-Down Conversions	8-16	8-16
Fourth-Down Conversions	1-1	0-0
Red-Zone Scores-Chances	3-4	4-4
Sacks By: Number-Yards	2-19	3-28





## 2022 GAME RECAPS

### GAME 2: SOUTH CAROLINA

South Carolina (1-1, 0-1).....30  
#16/17 Arkansas (2-0, 1-0).....44

September 10, 2022 | Fayetteville, Ark.

Donald W. Reynolds Razorback Stadium | Time: 11 a.m. | Attendance: 72,437

TV: ESPN > Bob Wischusen (PBP), Dan Orlovsky (Analyst), Kris Budden (Sideline)

#### SOUTH CAROLINA

RUSHING	ATT	GAIN	LOST	NET	TD	LONG	AVG
Juju McDowell	6	35	0	35	1	14	5.8
MarShawn Lloyd	7	23	0	23	1	7	3.3
Jaheim Bell	4	7	2	5	1	6	1.2
Spencer Rattler	12	28	51	-23	0	8	-1.9
<b>TOTAL</b>	<b>29</b>	<b>93</b>	<b>53</b>	<b>40</b>	<b>3</b>	<b>14</b>	<b>1.4</b>

PASSING	COMP	ATT	INT	YDS	TD	LONG	SACK
Spencer Rattler	24	39	1	377	1	64	6

RECEIVING	NO.	YDS	YAC	TD	LONG
Antwane Wells Jr.	8	189	103	1	64
MarShawn Lloyd	6	72	73	0	43
Austin Stogner	5	68	27	0	38
Jalen Brooks	2	29	22	0	18
Juju McDowell	2	0	0	0	5
Ahmarean Brown	1	18	0	0	18
<b>TOTAL</b>	<b>24</b>	<b>377</b>	<b>250</b>	<b>1</b>	<b>64</b>

PUNTING	NO	YDS	AVG	LONG	120	TB
Kai Kroeger	3	104	34.7	44	0	0

FIELD GOALS	MADE	ATT	LONG	KICKS
Mitch Jeter	1	1	28	28

#### ARKANSAS

RUSHING	ATT	GAIN	LOST	NET	TD	LONG	AVG
Raheim Sanders	24	160	4	156	2	47	6.5
KJ Jefferson	19	79	12	67	1	11	3.5
AJ Green	9	43	0	43	1	14	4.8
Rashod Dubinion	8	15	0	15	1	4	1.9
Malik Hornsby	1	8	0	8	0	8	8.0
Matt Landers	1	6	0	6	0	6	6.0
Jadon Haselwood	2	5	0	5	0	3	2.5
<b>TEAM</b>	<b>1</b>	<b>0</b>	<b>5</b>	<b>-5</b>	<b>0</b>	<b>0</b>	<b>-5.0</b>
<b>TOTAL</b>	<b>65</b>	<b>316</b>	<b>21</b>	<b>295</b>	<b>5</b>	<b>47</b>	<b>4.5</b>

PASSING	COMP	ATT	INT	YDS	TD	LONG	SACK
KJ Jefferson	18	21	0	162	1	23	2

RECEIVING	NO.	YDS	YAC	TD	LONG
Trey Knox	6	75	46	2	32
Matt Landers	3	43	19	0	20
Jadon Haselwood	3	42	26	1	19
Raheim Sanders	3	12	18	0	10
Warren Thompson	2	22	7	0	12
Rashod Dubinion	1	29	33	0	29
<b>TOTAL</b>	<b>18</b>	<b>162</b>	<b>95</b>	<b>1</b>	<b>23</b>

PUNTING	NO	YDS	AVG	LONG	120	TB
Max Fletcher	3	107	35.7	40	2	0

FIELD GOALS	MADE	ATT	LONG	KICKS
Cam Little	0	1	--	50x



Linebacker **DREW SANDERS** was all over the field in the win over South Carolina, making a career-high 11 tackles with two forced fumbles and 3.0 tackles for loss, including 2.0 sacks.

### SCORING SUMMARY

	1	2	3	4	FINAL
South Carolina	3	6	7	14	30
Arkansas	7	14	0	23	44

#### QTR. TEAM SCORING PLAY

1st	ARK	Sanders 1-yd rush (Little kick), 13-63, 5:38
	SC	Jeter 28-yd FG, 6-65, 3:10
2nd	ARK	Sanders 11-yd rush (Little kick), 12-75, 4:04
	ARK	Dubinion 1-yd rush (Little kick), 12-61, 4:53
	SC	Lloyd 7-yd rush (Jeter kick missed), 11-70, 5:12
3rd	SC	Wells 62-yd pass from Rattler (Jeter kick), 8-88, 2:55
4th	ARK	Jefferson 2-yd rush (Little kick), 14-59, 5:17
	ARK	Thompson 23-yd pass from Jefferson (Little kick), 5-41, 1:57
	SC	McDowell 1-yd rush (Brown pass from Rattler), 3-76, 1:14
	ARK	Green 1-yd rush (Little kick), 2-9, 0:18
	SC	Bell 1-yd rush (Brooks pass from Rattler failed), 10-75, 2:39
	ARK	Safety (intentional grounding in end zone), 0:06

### TEAM STATISTICS

	SOUTH CAROLINA	ARKANSAS
First Downs	23	28
Rushes-Yards (NET)	40	295
Passing Yards (NET)	377	162
Passes Att-Comp-Int	24-39-1	18-21-0
Total Offense (Plays-Yards)	68-416	86-457
Fumble Returns-Yards	0-0	1-(-5)
Punt Returns-Yards	0-0	1-13
Kickoff Returns-Yards	2-55	1-34
Interception Returns-Yards	0-0	1-0
Punts (Number-Avg)	3-34.7	3-35.7
Fumbles-Lost	5-2	0-0
Penalties-Yards	5-41	10-121
Possession Time	25:22	34:38
Third-Down Conversions	3-10	9-16
Fourth-Down Conversions	1-2	2-3
Red-Zone Scores-Chances	4-5	5-6
Sacks By: Number-Yards	2-12	6-51





## 2022 GAME RECAPS

### GAME 3: MISSOURI STATE

Missouri State (2-1).....	27
#10/11 Arkansas (3-0, 1-0).....	38

September 17, 2022 | Fayetteville, Ark.

Donald W. Reynolds Razorback Stadium | Time: 6 p.m. | Attendance: 74,133

TV: ESPN+ > Jay Alter (PBP), Brian Kinchen (Analyst), Tera Talmadge (Sideline)

#### MISSOURI STATE

RUSHING	ATT	GAIN	LOST	NET	TD	LONG	AVG
Jacardia Wright	14	37	0	37	1	9	2.6
Jason Shelley	17	62	48	14	1	24	0.8
Celdon Manning	1	1	0	1	0	1	1.0
<b>TOTAL</b>	<b>32</b>	<b>100</b>	<b>48</b>	<b>52</b>	<b>2</b>	<b>24</b>	<b>1.6</b>

PASSING	COMP	ATT	INT	YDS	TD	LONG	SACK
Jason Shelley	24	43	0	357	1	47	8

RECEIVING	NO.	YDS	YAC	TD	LONG
Kevon Latulas	5	71	68	0	38
Jahod Booker	5	57	37	0	19
Jacardia Wright	4	37	41	0	19
Naveon Mitchell	3	66	45	0	45
Ty Scott	3	65	31	1	47
Lance Mason	2	33	29	0	20
Jordan Jones	1	19	3	0	19
Celdon Manning	1	9	14	0	9
D'Vontae Key	0	0	0	0	0
<b>TOTAL</b>	<b>24</b>	<b>357</b>	<b>268</b>	<b>1</b>	<b>47</b>

PUNTING	NO	YDS	AVG	LONG	120	TB
Grant Burkett	8	380	47.5	64	3	1

FIELD GOALS	MADE	ATT	LONG	KICKS
Jose Pizano	2	2	31	28,31

#### ARKANSAS

RUSHING	ATT	GAIN	LOST	NET	TD	LONG	AVG
Raheim Sanders	22	171	4	167	1	43	7.6
KJ Jefferson	9	41	1	40	1	14	4.4
Rashod Dubinion	2	6	0	6	0	5	3.0
AJ Green	2	2	0	2	0	1	1.0
TEAM	1	0	3	-3	0	0	-3.0
<b>TOTAL</b>	<b>36</b>	<b>220</b>	<b>8</b>	<b>212</b>	<b>2</b>	<b>43</b>	<b>5.9</b>

PASSING	COMP	ATT	INT	YDS	TD	LONG	SACK
KJ Jefferson	19	31	1	385	2	73	0

RECEIVING	NO.	YDS	YAC	TD	LONG
Matt Landers	7	123	48	0	47
Jadon Haselwood	5	86	45	1	38
Trey Knox	3	30	9	0	21
Raheim Sanders	2	75	79	1	73
Ketron Jackson Jr.	1	64	25	0	64
Warren Thompson	1	7	0	0	7
<b>TOTAL</b>	<b>19</b>	<b>385</b>	<b>206</b>	<b>2</b>	<b>73</b>

PUNTING	NO	YDS	AVG	LONG	120	TB
Max Fletcher	3	113	37.7	47	1	0

FIELD GOALS	MADE	ATT	LONG	KICKS
Cam Little	1	1	27	27



Running back **RAHEIM SANDERS** put on a show in the comeback win over Missouri State, rushing for 167 yards and a score to go with 79 receiving yards and a TD.

### SCORING SUMMARY

	1	2	3	4	FINAL
Missouri State	7	10	7	3	27
Arkansas	0	14	3	21	38

#### QTR. TEAM SCORING PLAY

1st	MoSt	Wright 1-yd rush (Pizano kick), 12-64, 4:30
2nd	MoSt	Pizano 28-yd FG, 7-69, 2:11
	MoSt	Shelley 24-yd rush (Pizano kick), 4-45, 1:32
	ARK	R. Sanders 3-yd rush (Little kick), 8-75, 2:11
	ARK	Haselwood 38-yd pass from Jefferson (Little kick), 2-85, 0:16
3rd	ARK	Little 27-yd FG, 14-84, 4:28
	MoSt	Scott 47-yd pass from Shelley (Pizano kick), 5-75, 2:08
4th	MoSt	Pizano 31-yd FG, 10-71, 4:58
	ARK	R. Sanders 73-yd pass from Jefferson (Little kick), 2-75, 0:26
	ARK	Stephens 82-yd punt return (Little kick), 2:22
	ARK	Jefferson 1-yd rush (Little kick), 9-80, 5:11

### TEAM STATISTICS

	MISSOURI STATE	ARKANSAS
First Downs	21	22
Rushes-Yards (NET)	32-52	36-212
Passing Yards (NET)	357	385
Passes Att-Comp-Int	24-43-0	19-31-1
Total Offense (Plays-Yards)	75-409	67-597
Fumble Returns-Yards	0-0	0-0
Punt Returns-Yards	1-18	3-105
Kickoff Returns-Yards	0-0	1-34
Interception Returns-Yards	1-1	0-0
Punts (Number-Avg)	8-47.5	3-37.7
Fumbles-Lost	0-0	2-2
Penalties-Yards	8-63	6-58
Possession Time	35:51	24:09
Third-Down Conversions	7-18	5-13
Fourth-Down Conversions	1-1	1-2
Red-Zone Scores-Chances	3-3	3-4
Sacks By: Number-Yards	0-0	8-48





## 2022 GAME RECAPS

### GAME 4: TEXAS A&M

#10/10 Arkansas (3-1, 1-1) ..... 21  
 #23/20 Texas A&M (3-1, 1-0) ..... 23

September 24, 2022 | Arlington, Texas

AT&T Stadium | Time: 6 p.m. | Attendance: 63,580

TV: ESPN > Joe Tessitore (PBP), Greg McElroy (Analyst), Katie George (Sideline)

#### ARKANSAS

RUSHING	ATT	GAIN	LOST	NET	TD	LONG	AVG
KJ Jefferson	18	112	7	105	1	26	5.8
Raheim Sanders	17	70	2	68	0	12	4.0
AJ Green	9	40	4	36	0	9	4.0
Dominique Johnson	5	32	0	32	0	12	6.4
Rashod Dubinion	2	17	0	17	0	14	8.5
Malik Hornsby	1	0	0	0	0	0	0.0
Jadon Haselwood	1	0	5	-5	0	0	-5.0
TEAM	1	0	9	-9	0	0	-9.0
<b>TOTAL</b>	<b>54</b>	<b>271</b>	<b>27</b>	<b>244</b>	<b>1</b>	<b>26</b>	<b>4.5</b>

PASSING	COMP	ATT	INT	YDS	TD	LONG	SACK
KJ Jefferson	12	19	0	171	2	56	1

RECEIVING	NO.	YDS	YAC	TD	LONG
Jadon Haselwood	5	56	21	0	16
Warren Thompson	2	57	9	1	56
Ketron Jackson Jr.	1	32	35	1	32
Matt Landers	1	19	1	0	19
Trey Knox	1	8	3	0	8
Nathan Bax	1	0	4	0	0
Malik Hornsby	1	-1	6	0	0
<b>TOTAL</b>	<b>12</b>	<b>171</b>	<b>79</b>	<b>2</b>	<b>56</b>

PUNTING	NO	YDS	AVG	LONG	120	TB
Max Fletcher	6	218	36.3	47	2	0

FIELD GOALS	MADE	ATT	LONG	KICKS
Cam Little	0	1	-	42x

#### TEXAS A&M

RUSHING	ATT	GAIN	LOST	NET	TD	LONG	AVG
Devon Achane	19	163	4	159	1	63	8.4
Max Johnson	13	62	23	39	0	18	3.0
TEAM	2	0	6	-6	0	0	-3.0
<b>TOTAL</b>	<b>34</b>	<b>225</b>	<b>33</b>	<b>192</b>	<b>1</b>	<b>63</b>	<b>5.6</b>

PASSING	COMP	ATT	INT	YDS	TD	LONG	SACK
Max Johnson	11	21	0	151	1	32	3

RECEIVING	NO.	YDS	YAC	TD	LONG
Donovan Green	3	50	19	0	26
Evan Stewart	3	36	4	1	18
Devon Achane	3	15	12	0	7
Ainias Smith	1	32	28	0	32
Yulkeith Brown	1	18	16	0	18
<b>TOTAL</b>	<b>11</b>	<b>151</b>	<b>79</b>	<b>1</b>	<b>32</b>

PUNTING	NO	YDS	AVG	LONG	120	TB
Nik Constantinou	5	218	43.6	47	1	0

FIELD GOALS	MADE	ATT	LONG	KICKS
Randy Bond	1	2	31	31.53x



Linebacker **BUMPER POOL** moved into second all-time in tackles at Arkansas with seven stops against the Aggies, pushing his career total to 385 passing Ken Hamlin and Jerry Franklin.

### SCORING SUMMARY

	1	2	3	4	FINAL
Arkansas	14	0	0	7	21
Texas A&M	0	13	10	0	23

#### QTR. TEAM SCORING PLAY

1st	ARK	K. Jackson 32-yd pass from Jefferson (Little kick), 5-69, 1:43
	ARK	Thompson 56-yd pass from Jefferson (Little kick), 7-78, 2:07
2nd	TAMU	Stewart 10-yd pass from Johnson (Bond kick), 6-93, 3:23
	TAMU	Richardson 82-yd fumble return (Bond pass to Constantinou failed), 5:34
3rd	TAMU	Achane 9-yd rush (Bond kick), 6-70, 3:19
	TAMU	Bond 31-yd FG, 12-47, 6:09
4th	ARK	Jefferson 6-yd rush (Little kick), 13-74, 4:49

### TEAM STATISTICS

	ARKANSAS	TEXAS A&M
First Downs	24	16
Rushes-Yards (NET)	54-244	34-192
Passing Yards (NET)	171	151
Passes Att-Comp-Int	12-19-0	11-21-0
Total Offense (Plays-Yards)	73-415	55-343
Fumble Returns-Yards	0-0	1-97
Punt Returns-Yards	2-(-1)	0-0
Kickoff Returns-Yards	0-0	0-0
Interception Returns-Yards	0-0	0-0
Punts (Number-Avg)	6-36.3	5-43.6
Fumbles-Lost	5-1	3-0
Penalties-Yards	3-30	9-65
Possession Time	30:34	29:26
Third-Down Conversions	6-15	4-12
Fourth-Down Conversions	2-2	0-0
Red-Zone Scores-Chances	1-3	3-3
Sacks By: Number-Yards	3-21	2-12





## 2022 GAME RECAPS

### GAME 5: ALABAMA

#2/2 Alabama (5-0, 2-0)..... 49  
#20/19 Arkansas (3-2, 1-2)..... 26

October 1, 2022 | Fayetteville, Ark.

Donald W. Reynolds Razorback Stadium | Time: 2:30 p.m. | Attendance: 75,579

TV: CBS > Brad Nessler (PBP), Gary Danielson (Analyst), Jenny Dell (Sideline)

#### ALABAMA

RUSHING	ATT	GAIN	LOST	NET	TD	LONG	AVG
Jahmyr Gibbs	18	207	1	206	2	76	11.4
Jalen Milroe	6	94	3	91	1	77	15.2
Roydell Williams	5	17	0	17	0	6	3.4
Trey Sanders	3	13	0	13	0	7	4.3
Jase McClellan	6	13	2	11	1	6	1.8
Bryce Young	2	8	4	4	1	8	2.0
TEAM	2	0	25	-25	0	0	-12.5
TOTAL	42	352	35	317	5	77	7.5

PASSING	COMP	ATT	INT	YDS	TD	LONG	SACK
Bryce Young	7	13	1	173	1	53	1
Jalen Milroe	4	9	0	65	1	23	0
TOTAL	11	22	1	238	2	53	1

RECEIVING	NO.	YDS	YAC	TD	LONG
Kobe Prentice	3	92	48	1	47
Isaiah Bond	2	76	20	0	53
Jahmyr Gibbs	2	20	29	0	17
Traeshon Holden	2	14	1	0	9
JoJo Earle	1	22	25	1	22
Jermaine Burton	1	14	9	0	14
TOTAL	11	238	132	2	53

PUNTING	NO	YDS	AVG	LONG	120	TB
James Burnip	3	137	45.7	49	1	0

FIELD GOALS	MADE	ATT	LONG	KICKS
Will Reichard	0	1	-	53x

#### ARKANSAS

RUSHING	ATT	GAIN	LOST	NET	TD	LONG	AVG
Raheim Sanders	22	107	6	101	1	26	4.6
KJ Jefferson	17	67	29	38	0	13	2.2
AJ Green	5	18	0	18	1	13	3.6
Dominique Johnson	2	11	0	11	0	6	5.5
Rashod Dubinion	4	15	5	10	0	11	2.5
Cade Fortin	1	9	0	9	0	9	9.0
TOTAL	51	227	40	187	2	26	3.7

PASSING	COMP	ATT	INT	YDS	TD	LONG	SACK
KJ Jefferson	13	24	0	155	1	36	3
Cade Fortin	4	10	0	35	0	16	0
TOTAL	17	34	0	190	1	36	3

RECEIVING	NO.	YDS	YAC	TD	LONG
Jadon Haselwood	6	37	33	0	16
Ketron Jackson Jr.	4	48	11	1	17
Matt Landers	2	31	5	0	20
Raheim Sanders	2	19	18	0	16
Trey Knox	1	36	25	0	36
Rashod Dubinion	1	14	16	0	14
Nathan Bax	1	5	2	0	5
TOTAL	17	190	110	1	36

PUNTING	NO	YDS	AVG	LONG	120	TB
Max Fletcher	8	340	42.5	51	1	0

FIELD GOALS	MADE	ATT	LONG	KICKS
Cam Little	2	2	34	22/34



Wide receiver **KETRON JACKSON JR.** caught a career-high four passes and a touchdown against Alabama, his second TD in as many weeks.

### SCORING SUMMARY

	1	2	3	4	FINAL
Alabama	14	14	0	21	49
Arkansas	0	7	16	3	26

#### QTR. TEAM SCORING PLAY

1st	ALA	Prentice 47-yd pass from Young (Reichard kick), 6-65, 2:09
	ALA	Young 8-yd rush (Reichard kick), 7-80, 3:05
2nd	ALA	Milroe 3-yd rush (Reichard kick), 3-17, 0:45
	ALA	Earle 22-yd pass from Milroe (Reichard kick), 10-59, 4:05
	ARK	K. Jackson 6-yd pass from Jefferson (Little kick), 9-75, 2:30
3rd	ARK	Green 13-yd rush (Little kick), 7-78, 2:49
	ARK	Little 22-yd FG, 12-50, 6:04
	ARK	R. Sanders 3-yd rush (Jefferson rush failed), 1-3, 0:06
4th	ALA	McClellan 3-yd rush (Reichard kick), 5-75, 1:10
	ALA	Gibbs 72-yd rush (Reichard kick), 1-72, 0:12
	ARK	Little 34-yd FG, 13-59, 4:39
	ALA	Gibbs 76-yd rush (Reichard kick), 2-75, 0:43

### TEAM STATISTICS

	ALABAMA	ARKANSAS
First Downs	17	27
Rushes-Yards (NET)	42-317	51-187
Passing Yards (NET)	238	190
Passes Att-Comp-Int	11-22-1	17-34-0
Total Offense (Plays-Yards)	64-555	85-377
Fumble Returns-Yards	0-0	0-0
Punt Returns-Yards	3-77	1-13
Kickoff Returns-Yards	0-0	0-0
Interception Returns-Yards	0-0	1-(-3)
Punts (Number-Avg)	3-45.7	8-42.5
Fumbles-Lost	3-0	2-1
Penalties-Yards	10-101	6-31
Possession Time	26:38	33:22
Third-Down Conversions	9-14	9-14
Fourth-Down Conversions	0-1	0-1
Red-Zone Scores-Chances	4-5	5-6
Sacks By-Yards	3-24	1-4





## 2022 GAME RECAPS

### GAME 6: MISSISSIPPI STATE

#RV/25 Arkansas (3-3, 1-3).....17  
#17/17 Mississippi State (5-1, 2-1).....40

October 8, 2022 | Starkville, Miss.

Davis Wade Stadium at Scott Field | Time: 11 a.m. | Attendance: 57,849

TV: SECN > Dave Neal (PBP), Deuce McAllister (Analyst), Tiffany Blackmon (Sideline)

#### ARKANSAS

RUSHING	ATT	GAIN	LOST	NET	TD	LONG	AVG
Malik Hornsby	8	116	2	114	0	52	14.2
Raheim Sanders	20	86	0	86	1	12	4.3
Rashod Dubinion	7	30	2	28	0	12	4.0
AJ Green	6	14	0	14	0	5	2.3
Jadon Haselwood	1	8	0	8	0	8	8.0
Dominique Johnson	1	0	0	0	0	0	0.0
Cade Fortin	1	0	9	-9	0	0	-9.0
<b>TOTAL</b>	<b>44</b>	<b>254</b>	<b>13</b>	<b>241</b>	<b>1</b>	<b>52</b>	<b>5.5</b>

PASSING	COMP	ATT	INT	YDS	TD	LONG	SACK
Malik Hornsby	8	17	2	234	1	68	1
Cade Fortin	2	6	0	8	0	6	1
<b>TOTAL</b>	<b>10</b>	<b>23</b>	<b>2</b>	<b>242</b>	<b>1</b>	<b>68</b>	<b>2</b>

RECEIVING	NO.	YDS	YAC	TD	LONG
Raheim Sanders	4	49	56	0	23
Jadon Haselwood	3	113	56	0	68
Bryce Stephens	2	59	9	1	54
Ketron Jackson Jr.	1	21	2	0	21
<b>TOTAL</b>	<b>10</b>	<b>242</b>	<b>123</b>	<b>1</b>	<b>68</b>

PUNTING	NO	YDS	AVG	LONG	120	TB
Reid Bauer	3	139	46.3	53	1	0
Max Fletcher	1	25	25.0	25	0	0
<b>TOTAL</b>	<b>4</b>	<b>164</b>	<b>41.0</b>	<b>53</b>	<b>1</b>	<b>0</b>

FIELD GOALS	MADE	ATT	LONG	KICKS
Cam Little	1	1	51	51

#### MISSISSIPPI STATE

RUSHING	ATT	GAIN	LOST	NET	TD	LONG	AVG
Dillon Johnson	17	89	0	89	2	30	5.9
Jo'quavious Marks	16	52	0	52	1	7	3.2
J.J. Jernighan	3	13	0	13	0	7	4.3
Simeon Price	1	8	0	8	0	8	8.0
<b>TOTAL</b>	<b>36</b>	<b>162</b>	<b>0</b>	<b>162</b>	<b>3</b>	<b>30</b>	<b>4.5</b>

PASSING	COMP	ATT	INT	YDS	TD	LONG	SACK
Will Rogers	32	49	0	406	3	38	0

RECEIVING	NO.	YDS	YAC	TD	LONG
Jo'quavious Marks	11	80	95	0	16
Caleb Ducking	4	50	20	1	33
Dillon Johnson	2	60	71	0	38
Rufus Harvey	3	42	30	0	20
Austin Williams	3	42	5	1	20
Jordan Mosley	2	43	3	0	28
Jaden Walley	2	27	7	1	22
Lideatrick Griffin	1	33	2	0	33
Justin Robinson	1	11	1	0	11
Scoobie Ford	1	9	9	0	9
Rara Thomas	1	9	-3	0	9
<b>TOTAL</b>	<b>32</b>	<b>406</b>	<b>240</b>	<b>3</b>	<b>38</b>

PUNTING	NO	YDS	AVG	LONG	120	TB
Archer Trafford	2	87	43.5	46	1	0
George Georgopoulos	1	44	44.0	44	0	0
<b>TOTAL</b>	<b>3</b>	<b>131</b>	<b>43.7</b>	<b>46</b>	<b>1</b>	<b>0</b>

FIELD GOALS	MADE	ATT	LONG	KICKS
Ben Raybon	0	1	-	40x



Linebacker **BUMPER POOL** became Arkansas' all-time leading tackler with 14 stops at Mississippi State to give him 409 career tackles and pass Tony Bua's school record 408.

### SCORING SUMMARY

	1	2	3	4	FINAL
Arkansas	0	10	7	0	17
Mississippi State	14	7	13	6	40

#### QTR. TEAM SCORING PLAY

1st	MSU	D. Johnson 1-yd rush (Raybon kick), 9-65, 3:45
	MSU	Walley 5-yd pass from Rogers (Raybon kick), 12-55, 4:40
2nd	MSU	A. Williams 10-yd pass from Rogers (Raybon kick), 9-40, 3:02
	ARK	Little 51-yd FG, 9-42, 3:07
	ARK	R. Sanders 3-yd rush (Little kick), 2-71, 0:16
3rd	MSU	Ducking 33-yd pass from Rogers (Trafford rush failed), 6-58, 2:08
	ARK	Stephens 54-yd pass from Hornsby (Little kick), 5-80, 2:20
	MSU	D. Johnson 30-yd rush (Raybon kick), 7-75, 2:29
4th	MSU	Marks 2-yd rush (Raybon kick missed), 6-70, 3:16

### TEAM STATISTICS

	ARKANSAS	MISSISSIPPI STATE
First Downs	18	33
Rushes-Yards (NET)	44-241	36-162
Passing Yards (NET)	242	406
Passes Att-Comp-Int	10-23-2	32-49-0
Total Offense (Plays-Yards)	67-483	85-568
Fumble Returns-Yards	0-0	0-0
Punt Returns-Yards	1-(-3)	2-7
Kickoff Returns-Yards	1-(-2)	2-64
Interception Returns-Yards	0-0	2-7
Punts (Number-Avg)	4-41.0	3-43.7
Fumbles-Lost	1-0	0-0
Penalties-Yards	10-84	4-45
Possession Time	24:19	35:41
Third-Down Conversions	8-16	5-13
Fourth-Down Conversions	0-3	3-4
Red-Zone Scores-Chances	1-3	4-4
Sacks By-Yards	0-0	2-11





## 2022 GAME RECAPS

### GAME 7: BYU

Arkansas (4-3, 1-3).....52  
#RV/RV BYU (4-3).....35

October 15, 2022 | Provo, Utah

LaVell Edwards Stadium | Time: 2:30 p.m. CT | Attendance: 63,470

TV: ESPN > Dave Pasch (PBP), Dusty Dvoracek (Analyst), Tom Luginbill (Sideline)

#### ARKANSAS

RUSHING	ATT	GAIN	LOST	NET	TD	LONG	AVG
Raheim Sanders	15	175	0	175	2	64	11.7
AJ Green	11	51	0	51	0	14	4.6
KJ Jefferson	10	32	0	32	0	14	3.2
Rashod Dubinion	4	16	0	16	0	11	4.0
Jadon Haselwood	1	3	0	3	0	3	3.0
Malik Hornsby	1	0	0	0	0	0	0.0
<b>TOTAL</b>	<b>42</b>	<b>277</b>	<b>0</b>	<b>277</b>	<b>2</b>	<b>64</b>	<b>6.6</b>

PASSING	COMP	ATT	INT	YDS	TD	LONG	SACK
KJ Jefferson	29	40	0	367	5	39	0

RECEIVING	NO.	YDS	YAC	TD	LONG
Matt Landers	8	99	23	3	39
Trey Knox	4	66	31	1	36
Jadon Haselwood	4	42	21	0	14
Rashod Dubinion	4	40	27	1	17
Ketron Jackson Jr.	3	55	8	0	30
AJ Green	2	45	33	0	30
Bryce Stephens	1	7	5	0	7
Warren Thompson	1	7	0	0	7
Raheim Sanders	1	4	6	0	4
Jaedon Wilson	1	2	0	0	2
<b>TOTAL</b>	<b>29</b>	<b>367</b>	<b>154</b>	<b>5</b>	<b>39</b>

PUNTING	NO	YDS	AVG	LONG	120	TB
Reid Bauer	1	62	62.0	62	1	0

FIELD GOALS	MADE	ATT	LONG	KICKS
Cam Little	1	1	34	34

#### BYU

RUSHING	ATT	GAIN	LOST	NET	TD	LONG	AVG
Christopher Brooks	10	54	1	53	0	14	5.3
Jaren Hall	6	24	1	23	0	11	3.8
Puka Nacua	6	20	0	20	2	5	3.3
Mason Fakahua	7	16	2	14	0	5	2.0
Jacob Conover	1	5	0	5	0	5	5.0
<b>TOTAL</b>	<b>30</b>	<b>119</b>	<b>4</b>	<b>115</b>	<b>2</b>	<b>14</b>	<b>3.8</b>

PASSING	COMP	ATT	INT	YDS	TD	LONG	SACK
Jaren Hall	26	41	1	356	3	37	0

RECEIVING	NO.	YDS	YAC	TD	LONG
Kody Epps	9	125	47	1	37
Puka Nacua	8	141	52	1	33
Keanu Hill	4	61	19	0	22
Isaac Rex	2	6	6	1	4
Brayden Cosper	1	10	3	0	10
Christopher Brooks	1	7	5	0	7
Chase Roberts	1	6	6	0	6
<b>TOTAL</b>	<b>26</b>	<b>356</b>	<b>138</b>	<b>3</b>	<b>37</b>

PUNTING	NO	YDS	AVG	LONG	120	TB
Ryan Rehkow	2	86	43.0	44	1	0

FIELD GOALS	MADE	ATT	LONG	KICKS
n/a				



Defensive back **HUDSON CLARK** collected a career-best 11 tackles to go with his first interception of the season and a fumble recovery to become the second FBS player this season with 10+ tackles, a pick and a fumble recovery.

### SCORING SUMMARY

	1	2	3	4	FINAL
Arkansas	7	24	14	7	52
BYU	13	8	14	0	35

#### QTR. TEAM SCORING PLAY

1st	BYU	Rex 4-yd pass from J. Hall (J. Smith kick), 10-82, 4:57
	ARK	R. Sanders 15-yd rush (Little kick), 9-75, 3:02
	BYU	Epps 21-yd pass from J. Hall (J. Smith kick missed), 4-75, 1:26
2nd	ARK	Knox 6-yd pass from Jefferson (Little kick), 10-75, 3:52
	BYU	Nacua 5-yd rush (Hill pass from J. Hall), 7-75, 2:31
	ARK	Little 34-yd FG, 10-59, 3:02
	ARK	Landers 4-yd pass from Jefferson (Little kick), 4-34, 1:39
	ARK	Dubinion 15-yd pass from Jefferson (Little kick), 7-68, 1:42
3rd	BYU	Nacua 3-yd rush (Oldroyd kick), 10-75, 5:07
	ARK	Landers 39-yd pass from Jefferson (Little kick), 2-75, 00:33
	BYU	Nacua 33-yd pass from J. Hall (Oldroyd kick), 10-75, 4:09
	ARK	Landers 5-yd pass from Jefferson (Little kick), 12-75, 3:58
4th	ARK	R. Sanders 64-yd rush (Little kick), 2-68, 00:29

### TEAM STATISTICS

	ARKANSAS	BYU
First Downs	34	27
Rushes-Yards (NET)	42-277	30-115
Passing Yards (NET)	367	356
Passes Att-Comp-Int	29-40-0	26-41-1
Total Offense (Plays-Yards)	82-644	71-471
Fumble Returns-Yards	0-0	0-0
Punt Returns-Yards	0-0	1-5
Kickoff Returns-Yards	0-0	0-0
Interception Returns-Yards	1-0	0-0
Punts (Number-Avg)	1-62.0	2-43.0
Fumbles-Lost	1-1	4-2
Penalties-Yards	7-98	4-50
Possession Time	31:13	28:47
Third-Down Conversions	12-15	7-13
Fourth-Down Conversions	0-1	1-3
Red-Zone Scores-Chances	6-7	3-3
Sacks By-Yards	0-0	0-0





## 2022 GAME RECAPS

### GAME 8: AUBURN

Arkansas (5-3, 2-3).....41  
Auburn (3-5, 1-4).....27

October 29, 2022 | Auburn, Ala.

Jordan-Hare Stadium | Time: 11 a.m. | Attendance: 83,792

TV: SECN > Dave Neal (BPB), Deuce McAllister (Analyst), Andraya Carter (Sideline)

#### ARKANSAS

RUSHING	ATT	GAIN	LOST	NET	TD	LONG	AVG
Raheim Sanders	16	174	3	171	0	76	10.7
KJ Jefferson	10	63	18	45	2	25	4.5
AJ Green	10	28	3	25	0	8	2.5
Ketron Jackson Jr.	1	19	0	19	0	19	19.0
Rashod Dubinion	5	11	0	11	2	5	2.2
Isaiah Sategna	1	10	0	10	0	10	10.0
James Joiner	3	9	0	9	0	4	3.0
Malik Hornsby	1	0	0	0	0	0	0.0
TEAM	1	0	4	-4	0	0	-4.0
<b>TOTAL</b>	<b>47</b>	<b>304</b>	<b>28</b>	<b>276</b>	<b>4</b>	<b>76</b>	<b>5.9</b>

PASSING	COMP	ATT	INT	YDS	TD	LONG	SACK
KJ Jefferson	16	24	0	234	1	56	3

RECEIVING	NO.	YDS	YAC	TD	LONG
Jadon Haselwood	5	61	27	1	20
Matt Landers	4	115	44	0	56
Bryce Stephens	2	11	11	0	8
Warren Thompson	1	29	12	0	29
Ketron Jackson Jr.	1	7	2	0	7
Raheim Sanders	1	6	1	0	6
Hudson Henry	1	5	6	0	5
Trey Knox	1	0	1	0	0
<b>TOTAL</b>	<b>17</b>	<b>244</b>	<b>128</b>	<b>1</b>	<b>56</b>

PUNTING	NO	YDS	AVG	LONG	120	TB
Reid Bauer	3	129	43.0	78	1	0

FIELD GOALS	MADE	ATT	LONG	KICKS
Cam Little	2	2	37	27/37

#### AUBURN

RUSHING	ATT	GAIN	LOST	NET	TD	LONG	AVG
Robby Ashford	19	102	15	87	0	34	4.6
Tank Bigsby	11	67	4	63	1	41	5.7
Jarquez Hunter	6	18	0	18	1	6	3.0
Damari Alston	2	15	0	15	0	11	7.5
<b>TOTAL</b>	<b>38</b>	<b>202</b>	<b>19</b>	<b>183</b>	<b>2</b>	<b>41</b>	<b>4.8</b>

PASSING	COMP	ATT	INT	YDS	TD	LONG	SACK
Robby Ashford	24	33	0	285	1	49	3

RECEIVING	NO.	YDS	YAC	TD	LONG
Tank Bigsby	6	37	39	0	14
Camden Brown	4	83	13	1	49
Jarquez Hunter	4	12	11	0	11
Ja'Varrius Johnson	3	64	17	0	36
Shedrick Jackson	2	29	14	0	16
Koy Moore	2	28	18	0	17
John Samuel Shenker	2	24	12	0	15
Dazalin Worsham	1	8	2	0	8
<b>TOTAL</b>	<b>24</b>	<b>285</b>	<b>126</b>	<b>1</b>	<b>49</b>

PUNTING	NO	YDS	AVG	LONG	120	TB
Oscar Chapman	5	206	41.2	55	3	0

FIELD GOALS	MADE	ATT	LONG	KICKS
Anders Carlson	2	4	46	46x,46,24,52x



Running back **RAHEIM SANDERS** matched Madre Hill's school record of quickest to 1,000 rushing yards in a season in just eight games with 171 yards in the win at Auburn to run his season total to 1,041 yards.

#### SCORING SUMMARY

	1	2	3	4	FINAL
Arkansas	7	10	14	10	41
Auburn	3	10	0	14	27

#### QTR. TEAM SCORING PLAY

1st	AUB	Carlson 46-yd FG, 7-18, 3:12
	ARK	Jefferson 1-yd rush (Little kick), 8-75, 2:45
2nd	ARK	Jefferson 13-yd rush (Little kick), 11-80, 4:52
	AUB	Bigsby 41-yd rush (Carlson kick), 5-93, 1:35
	ARK	Little 27-yd FG, 5-56, 1:18
	AUB	Carlson 24-yd FG, 7-52, 00:47
3rd	ARK	Haselwood 11-yd pass from Jefferson (Little kick), 9-64, 2:35
	ARK	Dubinion 2-yd rush (Little kick), 7-94, 3:26
4th	ARK	Dubinion 2-yd rush (Little kick), 10-84, 6:38
	AUB	Brown 9-yd pass from Ashford (Carlson kick), 7-75, 2:07
	ARK	Little 37-yd FG, 8-23, 3:27
	AUB	Hunter 1-yd rush (A.Carlson kick), 7-75, 1:51

#### TEAM STATISTICS

	ARKANSAS	AUBURN
First Downs	23	20
Rushes-Yards (NET)	47-276	38-183
Passing Yards (NET)	244	285
Passes Att-Comp-Int	17-25-0	24-33-0
Total Offense (Plays-Yards)	72-520	71-468
Fumble Returns-Yards	0-0	0-0
Punt Returns-Yards	0-0	0-0
Kickoff Returns-Yards	0-0	0-0
Interception Returns-Yards	0-0	0-0
Punts (Number-Avg)	3-43.0	5-41.2
Fumbles-Lost	1-1	0-0
Penalties-Yards	10-53	7-55
Possession Time	29:50	30:10
Third-Down Conversions	8-14	11-19
Fourth-Down Conversions	0-0	0-0
Red-Zone Scores-Chances	7-7	3-4
Sacks By-Yards	3-15	3-18





## 2022 GAME RECAPS

### GAME 9: LIBERTY

#23/23 Liberty (7-1)..... 21  
Arkansas (5-4, 2-3)..... 19

November 5, 2022 | Fayetteville, Ark.

Donald W. Reynolds Razorback Stadium | Time: 3 p.m. | Attendance: 70,072

TV: SECN > Taylor Zarzour (PBP), Aaron Murray (Analyst), Alyssa Lang (Sideline)

#### LIBERTY

RUSHING	ATT	GAIN	LOST	NET	TD	LONG	AVG
Shedro Louis	15	59	2	57	0	9	3.8
Dae Dae Hunter	9	32	3	29	0	10	3.2
Johnathan Bennett	9	29	11	18	0	12	2.0
TJ Green	1	4	0	4	0	4	4.0
Malik Caper	1	0	1	-1	0	0	-1.0
Demario Douglas	1	0	8	-8	0	0	-8.0
TEAM	2	0	8	-8	0	0	-4.0
<b>TOTAL</b>	<b>38</b>	<b>124</b>	<b>33</b>	<b>91</b>	<b>0</b>	<b>12</b>	<b>2.4</b>

PASSING	COMP	ATT	INT	YDS	TD	LONG	SACK
Johnathan Bennett	15	25	1	224	3	42	4

RECEIVING	NO.	YDS	YAC	TD	LONG
Demario Douglas	7	145	31	1	42
Treon Sibley	2	27	1	1	18
Jerome Jackson	2	15	13	0	9
Caleb Snead	2	14	0	0	7
Noah Frith	1	16	0	1	16
Austin Henderson	1	7	7	0	7
<b>TOTAL</b>	<b>15</b>	<b>224</b>	<b>52</b>	<b>3</b>	<b>42</b>

PUNTING	NO	YDS	AVG	LONG	120	TB
Aidan Alves	6	251	41.8	47	3	0
TEAM	1	0	0.0	0	0	0
<b>TOTAL</b>	<b>7</b>	<b>251</b>	<b>35.9</b>	<b>47</b>	<b>3</b>	<b>0</b>

FIELD GOALS	MADE	ATT	LONG	KICKS
n/a				

#### ARKANSAS

RUSHING	ATT	GAIN	LOST	NET	TD	LONG	AVG
Raheim Sanders	17	73	13	60	0	28	3.5
AJ Green	6	58	2	56	0	19	9.3
KJ Jefferson	16	72	36	36	0	15	2.2
Jadon Haselwood	1	0	2	-2	0	0	-2.0
Rashod Dubinion	2	0	6	-6	0	0	-3.0
<b>TOTAL</b>	<b>42</b>	<b>203</b>	<b>59</b>	<b>144</b>	<b>0</b>	<b>28</b>	<b>3.4</b>

PASSING	COMP	ATT	INT	YDS	TD	LONG	SACK
KJ Jefferson	23	37	2	284	2	36	4

RECEIVING	NO.	YDS	YAC	TD	LONG
Jadon Haselwood	8	86	52	0	18
Matt Landers	6	119	60	0	36
Raheim Sanders	2	25	23	0	23
Warren Thompson	2	20	8	0	13
Trey Knox	2	13	2	2	8
Bryce Stephens	2	12	1	0	7
Hudson Henry	1	9	10	0	9
<b>TOTAL</b>	<b>23</b>	<b>284</b>	<b>156</b>	<b>2</b>	<b>36</b>

PUNTING	NO	YDS	AVG	LONG	120	TB
Reid Bauer	5	237	47.4	55	2	1
TEAM	1	28	28.0	28	0	0
<b>TOTAL</b>	<b>6</b>	<b>265</b>	<b>44.2</b>	<b>55</b>	<b>2</b>	<b>1</b>

FIELD GOALS	MADE	ATT	LONG	KICKS
Cam Little	1	1	50	50



Defensive back **QUINCEY McADOO** became the first Razorback since 2010 to block a punt and intercept a pass in the same game. The freshman also added three tackles in his first action on defense.

### SCORING SUMMARY

	1	2	3	4	FINAL
Liberty	7	14	0	0	21
Arkansas	0	3	2	14	19

#### QTR. TEAM SCORING PLAY

1st	LIB	Frith 16-yd pass from Bennett (Brown kick), 5-59, 1:19
2nd	LIB	Douglas 20-yd pass from Bennett (Brown kick), 5-53, 2:46
	LIB	Sibley 18-yd pass from Bennett (Brown kick), 10-80, 4:13
	ARK	Little 50-yd FG, 4-44, 0:35
3rd	ARK	Safety (blocked punt), 1:21
4th	ARK	Knox 5-yd pass from Jefferson (Sanders rush), 17-84, 5:07
	ARK	Knox 8-yd pass from Jefferson (Jefferson rush failed), 7-85, 2:36

### TEAM STATISTICS

	LIBERTY	ARKANSAS
First Downs	17	22
Rushes-Yards (NET)	38-91	42-144
Passing Yards (NET)	224	284
Passes Att-Comp-Int	15-25-1	23-37-2
Total Offense (Plays-Yards)	63-315	79-428
Fumble Returns-Yards	0-0	0-0
Punt Returns-Yards	1-0	2-4
Kickoff Returns-Yards	1-21	3-41
Interception Returns-Yards	2-13	1-0
Punts (Number-Avg)	7-35.9	6-44.2
Fumbles-Lost	3-0	1-0
Penalties-Yards	3-27	6-36
Possession Time	30:38	29:22
Third-Down Conversions	7-15	4-16
Fourth-Down Conversions	0-1	4-6
Red-Zone Scores-Chances	3-4	2-2
Sacks By-Yards	4-32	4-11





## 2022 GAME RECAPS

### GAME 10: LSU

#7/8 LSU (8-2, 6-1) .....13  
Arkansas (5-5, 2-4) .....10

November 12, 2022 | Fayetteville, Ark.

Donald W. Reynolds Razorback Stadium | Time: 11 a.m. | Attendance: 73,750

TV: ESPN > Joe Tessitore (PBP), Greg McElroy (Analyst), Katie George (Sideline)

#### LSU

RUSHING	ATT	GAIN	LOST	NET	TD	LONG	AVG
Josh Williams	19	122	0	122	1	31	6.4
John Emery Jr.	3	40	0	40	0	32	13.3
Noah Cain	5	25	0	25	0	13	5.0
Jayden Daniels	19	53	43	10	0	20	0.5
Armoni Goodwin	2	6	0	6	0	3	3.0
TEAM	3	0	3	-3	0	0	-1.0
<b>TOTAL</b>	<b>51</b>	<b>246</b>	<b>46</b>	<b>200</b>	<b>1</b>	<b>32</b>	<b>3.9</b>

PASSING	COMP	ATT	INT	YDS	TD	LONG	SACK
Jayden Daniels	8	15	1	86	0	26	7

RECEIVING	NO.	YDS	YAC	TD	LONG
Kayshon Boutte	4	49	3	0	26
Malik Nabers	2	24	16	0	12
Josh Williams	1	9	8	0	9
Jaray Jenkins	1	4	1	0	4
<b>TOTAL</b>	<b>8</b>	<b>86</b>	<b>28</b>	<b>0</b>	<b>26</b>

PUNTING	NO	YDS	AVG	LONG	120	TB
Jay Bramblett	6	261	43.5	52	1	0

FIELD GOALS	MADE	ATT	LONG	KICKS
Damian Ramos	2	2	38	38/29

#### ARKANSAS

RUSHING	ATT	GAIN	LOST	NET	TD	LONG	AVG
Raheim Sanders	12	46	0	46	0	14	3.8
Malik Hornsby	18	79	42	37	0	14	2.1
AJ Green	7	31	0	31	0	10	4.4
Cade Fortin	5	24	7	17	0	17	3.4
Rashod Dubinion	3	4	2	2	0	3	0.7
Jadon Haselwood	1	0	0	0	0	0	0.0
<b>TOTAL</b>	<b>46</b>	<b>184</b>	<b>51</b>	<b>133</b>	<b>0</b>	<b>17</b>	<b>2.9</b>

PASSING	COMP	ATT	INT	YDS	TD	LONG	SACK
Cade Fortin	8	13	0	92	1	40	2
Malik Hornsby	4	9	0	24	0	11	3
<b>TOTAL</b>	<b>12</b>	<b>22</b>	<b>0</b>	<b>116</b>	<b>1</b>	<b>40</b>	<b>5</b>

RECEIVING	NO.	YDS	YAC	TD	LONG
Jadon Haselwood	5	39	19	0	14
Matt Landers	2	69	21	1	40
Raheim Sanders	2	0	9	0	2
Ketron Jackson Jr.	1	4	6	0	4
Bryce Stephens	1	3	8	0	3
Rashod Dubinion	1	1	1	0	1
<b>TOTAL</b>	<b>12</b>	<b>116</b>	<b>64</b>	<b>1</b>	<b>40</b>

PUNTING	NO	YDS	AVG	LONG	120	TB
Reid Bauer	6	246	41.0	52	2	1
Max Fletcher	1	31	31.0	31	1	0
<b>TOTAL</b>	<b>7</b>	<b>277</b>	<b>39.6</b>	<b>52</b>	<b>3</b>	<b>1</b>

FIELD GOALS	MADE	ATT	LONG	KICKS
Cam Little	1	1	28	28



Defensive back **LATAVIOUS BRINI** came up with two turnovers against LSU, picking off a pass and recovering a fumble to become the second Razorback this season to record an interception and a fumble recovery.

### SCORING SUMMARY

	1	2	3	4	FINAL
LSU	0	6	7	0	13
Arkansas	3	0	0	7	10

#### QTR. TEAM SCORING PLAY

1st	ARK	Little 28-yd FG, 10-46, 3:24
2nd	LSU	Ramos 38-yd FG, 5-17, 1:56
	LSU	Ramos 29-yd FG, 11-61, 5:12
3rd	LSU	Williams 1-yd rush (Ramos kick), 5-40, 1:51
4th	ARK	Landers 40-yd pass from Fortin (Little kick), 10-94, 4:29

### TEAM STATISTICS

	LSU	ARKANSAS
First Downs	15	15
Rushes-Yards (NET)	51-200	46-133
Passing Yards (NET)	86	116
Passes Att-Comp-Int	8-15-1	12-22-0
Total Offense (Plays-Yards)	66-286	68-249
Fumble Returns-Yards	0-0	1-2
Punt Returns-Yards	0-0	3-14
Kickoff Returns-Yards	1-18	0-0
Interception Returns-Yards	0-0	1-5
Punts (Number-Avg)	6-43.5	7-39.6
Fumbles-Lost	1-1	2-2
Penalties-Yards	7-44	2-15
Possession Time	32:44	27:16
Third-Down Conversions	4-14	6-17
Fourth-Down Conversions	1-2	0-2
Red-Zone Scores-Chances	3-3	1-2
Sacks By-Yards	5-46	7-41





## 2022 GAME RECAPS

### GAME 11: OLE MISS

#14/14 Ole Miss (8-3, 4-3) .....27  
Arkansas (6-5, 3-4) .....42

November 19, 2022 | Fayetteville, Ark.

Donald W. Reynolds Razorback Stadium | Time: 6:30 p.m. | Attendance: 71,365

TV: SECN > Tom Hart (PBP), Jordan Rodgers (Analyst), Cole Cubelic (Sideline)

#### OLE MISS

RUSHING	ATT	GAIN	LOST	NET	TD	LONG	AVG
Quinshon Judkins	24	214	0	214	1	60	8.9
Zach Evans	17	208	1	207	1	48	12.2
Jaxson Dart	11	51	7	44	0	21	4.0
Dayton Wade	1	0	2	-2	0	0	-2.0
<b>TOTAL</b>	<b>53</b>	<b>473</b>	<b>10</b>	<b>463</b>	<b>2</b>	<b>60</b>	<b>8.7</b>

PASSING	COMP	ATT	INT	YDS	TD	LONG	SACK
Jaxson Dart	21	36	1	240	1	53	2

RECEIVING	NO.	YDS	YAC	TD	LONG
Malik Heath	9	140	59	1	53
Jonathan Mingo	4	45	22	0	23
Jordan Watkins	4	28	19	0	11
Quinshon Judkins	2	27	28	0	25
Dayton Wade	2	0	2	0	4
<b>TOTAL</b>	<b>21</b>	<b>240</b>	<b>130</b>	<b>1</b>	<b>53</b>

PUNTING	NO	YDS	AVG	LONG	120	TB
Fraser Masin	2	68	34.0	37	1	0

FIELD GOALS	MADE	ATT	LONG	KICKS
Jonathan Cruz	2	3	45	45.39x.32

#### ARKANSAS

RUSHING	ATT	GAIN	LOST	NET	TD	LONG	AVG
Raheim Sanders	24	238	6	232	3	68	9.7
KJ Jefferson	8	58	11	47	0	23	5.9
Rashod Dubinion	6	40	0	40	0	13	6.7
AJ Green	5	16	0	16	0	11	3.2
<b>TOTAL</b>	<b>43</b>	<b>352</b>	<b>17</b>	<b>335</b>	<b>3</b>	<b>68</b>	<b>7.8</b>

PASSING	COMP	ATT	INT	YDS	TD	LONG	SACK
KJ Jefferson	17	22	0	168	3	23	1

RECEIVING	NO.	YDS	YAC	TD	LONG
Raheim Sanders	5	29	39	0	12
Matt Landers	3	38	0	2	23
Jadon Haselwood	3	36	30	0	18
Trey Knox	3	34	13	0	20
Ketron Jackson Jr.	2	32	0	1	20
Rashod Dubinion	1	-1	2	0	0
<b>TOTAL</b>	<b>17</b>	<b>168</b>	<b>84</b>	<b>3</b>	<b>23</b>

PUNTING	NO	YDS	AVG	LONG	120	TB
Max Fletcher	4	137	34.2	38	4	0
Reid Bauer	2	72	36.0	43	1	0
<b>TOTAL</b>	<b>6</b>	<b>209</b>	<b>34.8</b>	<b>43</b>	<b>5</b>	<b>0</b>

FIELD GOALS	MADE	ATT	LONG	KICKS
Cam Little	0	1	-	47x



Running back **RAHEIM SANDERS** ran for a career-high 232 yards in the win over Ole Miss, rushing for the most yards by a Razorback since Darren McFadden's school-record 321 yards in 2007.

### SCORING SUMMARY

	1	2	3	4	FINAL
Ole Miss	3	3	0	21	27
Arkansas	14	21	7	0	42

#### QTR. TEAM SCORING PLAY

1st	ARK	Landers 8-yd pass from Jefferson (Little kick), 7-69, 2:26
	ARK	Landers 23-yd pass from Jefferson (Little kick), 8-73, 1:51
	MISS	Cruz 45-yd FG, 5-48, 1:44
2nd	ARK	Jackson Jr. 20-yd pass from Jefferson (Little kick), 7-75, 2:57
	MISS	Cruz 32-yd FG, 9-56, 4:17
	ARK	R. Sanders 20-yd rush (Little kick), 7-75, 2:18
	ARK	R. Sanders 8-yd rush (Little kick), 6-48, 1:02
3rd	ARK	R. Sanders 68-yd rush (Little kick), 2-75, 0:44
4th	MISS	Judkins 1-yd rush (Mingo pass from Dart failed), 9-96, 2:42
	MISS	Evans 48-yd rush (Mingo pass from Dart), 5-88, 1:50
	MISS	Heath 13-yd pass from Dart (Cruz kick), 12-86, 3:21

### TEAM STATISTICS

	OLE MISS	ARKANSAS
First Downs	32	24
Rushes-Yards (NET)	53-463	43-335
Passing Yards (NET)	240	168
Passes Att-Comp-Int	21-36-1	17-22-0
Total Offense (Plays-Yards)	89-703	65-503
Fumble Returns-Yards	0-0	0-0
Punt Returns-Yards	0-0	0-0
Kickoff Returns-Yards	1-0	0-0
Interception Returns-Yards	0-0	1-13
Punts (Number-Avg)	2-34.0	6-34.8
Fumbles-Lost	2-2	0-0
Penalties-Yards	12-116	7-61
Possession Time	30:10	29:50
Third-Down Conversions	7-16	5-12
Fourth-Down Conversions	2-3	0-0
Red-Zone Scores-Chances	3-5	4-4
Sacks By-Yards	1-11	2-2





## 2022 GAME RECAPS

### GAME 12: MISSOURI

Arkansas (6-6, 3-5) .....27  
Missouri (6-6, 3-5).....29

November 25, 2022 | Columbia, Mo.

Faurot Field | Time: 2:30 p.m. | Attendance: 55,710

TV: CBS > Joe McCarthy (PBP), Rick Neuheisel (Analyst), Sherree Burrell (Sideline)

#### ARKANSAS

RUSHING	ATT	GAIN	LOST	NET	TD	LONG	AVG
Raheim Sanders	10	48	1	47	0	17	4.7
KJ Jefferson	19	74	36	38	1	13	2.0
Rashod Dubinion	6	28	2	26	0	12	4.3
AJ Green	1	3	0	3	0	3	3.0
Trey Knox	1	0	0	0	0	0	0.0
TEAM	1	0	1	-1	0	0	-1.0
<b>TOTAL</b>	<b>38</b>	<b>153</b>	<b>40</b>	<b>113</b>	<b>1</b>	<b>17</b>	<b>3.0</b>

PASSING	COMP	ATT	INT	YDS	TD	LONG	SACK
KJ Jefferson	20	27	1	200	2	37	7
TEAM	0	1	0	0	0	0	0
<b>TOTAL</b>	<b>20</b>	<b>28</b>	<b>1</b>	<b>200</b>	<b>2</b>	<b>37</b>	<b>7</b>

RECEIVING	NO.	YDS	YAC	TD	LONG
Jadon Haselwood	7	74	34	0	21
Matt Landers	4	79	20	1	37
Trey Knox	4	29	22	0	12
Raheim Sanders	3	22	11	1	16
Ketron Jackson Jr.	1	7	6	0	7
Rashod Dubinion	1	6	6	0	6
<b>TOTAL</b>	<b>20</b>	<b>200</b>	<b>99</b>	<b>2</b>	<b>37</b>

PUNTING	NO	YDS	AVG	LONG	120	TB
Reid Bauer	3	140	46.7	47	1	0
TEAM	1	20	20.0	20	0	0
<b>TOTAL</b>	<b>4</b>	<b>160</b>	<b>40.0</b>	<b>47</b>	<b>1</b>	<b>0</b>

FIELD GOALS	MADE	ATT	LONG	KICKS
Cam Little	2	2	46	46/20

#### MISSOURI

RUSHING	ATT	GAIN	LOST	NET	TD	LONG	AVG
Brady Cook	18	151	13	138	1	37	7.7
Cody Schrader	18	88	1	87	1	29	4.8
Nathaniel Peat	3	2	1	1	0	2	0.3
<b>TOTAL</b>	<b>39</b>	<b>241</b>	<b>15</b>	<b>226</b>	<b>2</b>	<b>37</b>	<b>5.8</b>

PASSING	COMP	ATT	INT	YDS	TD	LONG	SACK
Brady Cook	16	26	0	242	1	55	2

RECEIVING	NO.	YDS	YAC	TD	LONG
Dominic Lovett	6	130	49	0	55
Mookie Cooper	3	45	29	0	24
Luther Burden	2	30	29	1	23
Mekhi Miller	2	28	25	0	22
Cody Schrader	2	-5	1	0	0
Tauskie Dove	1	14	4	0	14
<b>TOTAL</b>	<b>16</b>	<b>242</b>	<b>137</b>	<b>1</b>	<b>55</b>

PUNTING	NO	YDS	AVG	LONG	120	TB
Jack Stonehouse	4	172	43.0	50	2	1

FIELD GOALS	MADE	ATT	LONG	KICKS
Harrison Mevis	3	4	40	40/27/29/55x



Wide receiver **JADON HASELWOOD** caught a career-best seven passes for 74 yards in the regular-season finale at Missouri. The wideout caught at least three passes in all 12 games during the regular season.

### SCORING SUMMARY

	1	2	3	4	FINAL
Arkansas	7	14	3	3	27
Missouri	10	10	9	0	29

QTR.	TEAM	SCORING PLAY
1st	MIZ	Mevis 40-yd FG, 7-46, 3:16
	ARK	Jefferson 3-yd rush (Little kick), 9-75, 4:08
	MIZ	Schrader 3-yd rush (Mevis kick), 7-75, 2:30
2nd	MIZ	Cook 9-yd rush (Mevis kick), 5-74, 1:38
	ARK	Landers 27-yd pass from Jefferson (Little kick), 12-75, 5:30
	MIZ	Mevis 27-yd FG, 9-65, 4:00
	ARK	R. Sanders 8-yd pass from Jefferson (Little kick), 11-75, 3:51
3rd	MIZ	Burden 23-yd pass from Cook (Lovett pass from Cook failed), 10-75, 4:51
	MIZ	Mevis 29-yd FG, 7-17, 3:19, 21-29
	ARK	Little 46-yd FG, 10-47, 3:49, 24-29
4th	ARK	Little 20-yd FG, 7-51, 2:30

### TEAM STATISTICS

	ARKANSAS	MISSOURI
First Downs	22	19
Rushes-Yards (NET)	38-113	39-226
Passing Yards (NET)	200	242
Passes Att-Comp-Int	20-28-1	16-26-1
Total Offense (Plays-Yards)	66-313	65-468
Fumble Returns-Yards	0-0	1-6
Punt Returns-Yards	1-11	0-0
Kickoff Returns-Yards	0-0	0-0
Interception Returns-Yards	0-0	1-1
Punts (Number-Avg)	4-40.0	4-43.0
Fumbles-Lost	3-1	0-0
Penalties-Yards	2-11	10-61
Possession Time	28:19	31:41
Third-Down Conversions	5-12	5-14
Fourth-Down Conversions	0-0	1-1
Red-Zone Scores-Chances	3-3	5-5
Sacks By-Yards	2-13	7-36





## 2022 GAME RECAPS

### AUTOZONE LIBERTY BOWL: KANSAS

Arkansas (7-6).....	55
Kansas (6-7).....	53

December 28, 2022 | Memphis, Tenn.

Simmons Bank Liberty Bowl Stadium | Time: 4:30 p.m. | Attendance: 52,847

TV: ESPN > Dave O'Brian (PBP), Dan Mullen (Analyst), Taylor MacGregor (Sideline)

#### ARKANSAS

RUSHING	ATT	GAIN	LOST	NET	TD	LONG	AVG
KJ Jefferson	14	130	0	130	2	32	9.3
Rashod Dubinion	20	123	11	112	2	26	5.6
AJ Green	13	100	1	99	1	35	7.6
Bryce Stephens	1	21	0	21	0	21	21.0
Raheim Sanders	3	17	0	17	0	12	5.7
Matt Landers	1	15	0	15	0	15	15.0
<b>TOTAL</b>	<b>52</b>	<b>406</b>	<b>12</b>	<b>394</b>	<b>5</b>	<b>35</b>	<b>7.6</b>

PASSING	COMP	ATT	INT	YDS	TD	LONG	SACK
KJ Jefferson	19	29	1	287	2	59	0

RECEIVING	NO.	YDS	YAC	TD	LONG
AJ Green	4	30	28	0	12
Matt Landers	3	121	47	1	59
Rashod Dubinion	3	19	21	0	8
Jaedon Wilson	2	47	7	0	30
Hudson Henry	2	13	10	0	11
Bryce Stephens	1	17	0	0	17
Ty Washington	1	17	3	1	17
Nathan Bax	1	11	7	0	11
Harper Cole	1	10	4	0	10
Isaiah Sategna	1	2	4	0	2
<b>TOTAL</b>	<b>19</b>	<b>287</b>	<b>131</b>	<b>2</b>	<b>59</b>

PUNTING	NO	YDS	AVG	LONG	120	TB
Max Fletcher	6	222	37.0	44	2	0

FIELD GOALS	MADE	ATT	LONG	KICKS
Cam Little	1	1	37	37

#### KANSAS

RUSHING	ATT	GAIN	LOST	NET	TD	LONG	AVG
Devin Neal	9	31	2	29	0	7	3.2
Jalon Daniels	14	46	25	21	1	10	1.5
Ky Thomas	10	15	4	11	1	4	1.1
TEAM	1	0	2	-2	0	0	-2.0
<b>TOTAL</b>	<b>34</b>	<b>92</b>	<b>33</b>	<b>59</b>	<b>2</b>	<b>10</b>	<b>1.7</b>

PASSING	COMP	ATT	INT	YDS	TD	LONG	SACK
Jalon Daniels	37	55	2	544	5	45	3
Jason Bean	0	1	0	0	0	0	0
<b>TOTAL</b>	<b>37</b>	<b>56</b>	<b>2</b>	<b>544</b>	<b>5</b>	<b>45</b>	<b>3</b>

RECEIVING	NO.	YDS	YAC	TD	LONG
Luke Grimm	10	167	64	1	45
Lawrence Arnold	8	119	53	0	35
Mason Fairchild	6	80	27	1	24
Torry Locklin	3	50	37	0	28
Ky Thomas	2	35	23	1	29
Devin Neal	2	23	31	0	15
Jared Casey	2	6	0	1	4
Kevin Terry	1	30	11	0	30
Tanaka Scott	1	20	0	0	20
Douglas Emilien	1	10	0	1	10
Quentin Skinner	1	4	1	0	4
<b>TOTAL</b>	<b>37</b>	<b>544</b>	<b>247</b>	<b>5</b>	<b>45</b>

PUNTING	NO	YDS	AVG	LONG	120	TB
Grayden Addison	4	158	39.5	53	0	0
Jalon Daniels	1	48	48.0	48	0	1
<b>TOTAL</b>	<b>5</b>	<b>206</b>	<b>41.2</b>	<b>53</b>	<b>0</b>	<b>1</b>

FIELD GOALS	MADE	ATT	LONG	KICKS
Owen Piepergerdes	1	1	36	36



Quarterback **KJ JEFFERSON** earned his second straight MVP trophy in a bowl game, accounting for four touchdowns while recording his first career game with 200+ passing yards and 100+ rushing yards.

### SCORING SUMMARY

	1	2	3	4	OT1	OT2	OT3	FINAL
Arkansas	24	7	7	0	7	8	2	55
Kansas	7	6	7	18	7	8	0	53

QTR.	TEAM	SCORING PLAY
1st	ARK	Little 37-yd FG, 10-56, 3:48
	KAN	Thomas 29-yd pass from Daniels (Piepergerdes kick), 6-75, 2:32
	ARK	Landers 59-yd pass from Jefferson (Little kick), 2-68, 0:30
	ARK	Washington 17-yd pass from Jefferson (Little kick), 1-17, 0:05
	ARK	Jefferson 3-yd rush (Little kick), 11-73, 4:11
2nd	ARK	Green 20-yd rush (Little kick), 8-78, 3:13
	KAN	Fairchild 24-yd pass from Daniels (Fairchild pass from Daniels failed), 10-75, 3:44
3rd	ARK	Dubinion 2-yd rush (Little kick), 10-80, 3:16
4th	KAN	Thomas 2-yd rush (Piepergerdes kick), 5-86, 2:26
	KAN	Piepergerdes 36-yd FG, 8-44, 2:47
	KAN	Emilien 10-yd pass from Daniels (Piepergerdes kick), 7-48, 1:38
	KAN	Grimm 21-yd pass from Daniels (Arnold pass from Daniels), 4-50, 0:24
OT1	KAN	Casey 2-yd pass from Daniels (Piepergerdes kick), 5-25
OT1	ARK	Dubinion 6-yd rush (Little kick), 2-25
OT2	ARK	Jefferson 20-yd rush (Wilson pass from Jefferson), 2-25
OT2	KAN	Daniels 2-yd rush (Casey pass from Daniels), 4-25
OT3	ARK	Dubinion pass from Jefferson

### TEAM STATISTICS

	ARKANSAS	KANSAS
First Downs	29	31
Rushes-Yards (NET)	52-394	34-59
Passing Yards (NET)	287	544
Passes Att-Comp-Int	19-29-1	37-56-2
Total Offense (Plays-Yards)	81-681	90-603
Fumble Returns-Yards	0-0	1-37
Punt Returns-Yards	1-3	0-0
Kickoff Returns-Yards	2-38	1-7
Interception Returns-Yards	2-17	1-0
Punts (Number-Avg)	6-37.0	5-41.2
Fumbles-Lost	1-1	3-1
Penalties-Yards	7-61	4-34
Possession Time	29:05	30:55
Third-Down Conversions	8-15	9-17
Fourth-Down Conversions	0-0	1-2
Red-Zone Scores-Chances	7-8	6-6
Sacks By-Yards	3-16	0-0





## 2022 TEAM & INDIVIDUAL STATISTICS

### 2022 SCHEDULE & RESULTS

DATE	OPPONENT	SCORE	OVERALL	SEC	TIME	ATTEND
Sept. 3	Cincinnati	W, 31-24	1-0	0-0	3:40	74,751
Sept. 10	South Carolina*	W, 44-30	2-0	1-0	3:54	72,437
Sept. 17	Missouri St.*	W, 38-27	3-0	1-0	3:19	74,133
Sept. 24	vs. Texas A&M*	L, 21-23	3-1	1-1	3:22	63,580
Oct. 1	Alabama*	L, 26-49	3-2	1-2	3:40	75,579
Oct. 8	at Mississippi St.*	L, 17-40	3-3	1-3	3:27	57,849
Oct. 15	at BYU	W, 52-35	4-3	1-3	3:32	63,470
Oct. 29	at Auburn*	W, 41-27	5-3	2-3	3:31	83,792
Nov. 5	Liberty	L, 19-21	5-4	2-3	3:10	70,072
Nov. 12	LSU*	L, 10-13	5-5	2-4	3:18	73,750
Nov. 19	Ole Miss*	W, 42-27	6-5	3-4	3:31	71,365
Nov. 25	at Missouri*	L, 27-29	6-6	3-5	3:07	55,710
Dec. 28	vs. Kansas	W, 55-53 3OT	7-6	3-5	4:16	52,847

\*SEC Opponent

### TEAM STATISTICS

	ARKANSAS	OPPONENTS
Scoring	423	398
Points per game	32.5	30.6
Points off Turnovers	57	45
First Downs	311	295
Rushing	167	112
Passing	126	156
Penalty	18	27
Rushing Yardage	3077	2216
Yards gained rushing	3425	2578
Yards lost rushing	348	362
Rushing attempts	605	487
Average per rush	5.1	4.6
Average per game	236.7	170.5
TDs Rushing	27	26
Passing Yardage	3051	3831
Comp-Att-Int	231-357-7	275-449-9
Average per pass	8.5	8.5
Average per catch	13.2	13.9
Average per game	234.7	294.7
TDs Passing	26	24
Total Offense	6128	6047
Total plays	962	936
Average per play	6.4	6.5
Average per game	471.4	465.2
Kick returns: #-Yards	9-161	9-194
Punt returns: #-Yards	16-152	10-144
Int returns: #-Yards	9-83	7-22
Kick return average	17.9	21.6
Punt return average	9.5	14.4
Int return average	9.2	3.1
Fumbles-Lost	22-11	27-9
Penalties-Yards	83-722	93-767
Average per game	55.5	59.0
Punts-Yards	63-2497	57-2405
Average per punt	39.6	42.2
Net punt average	35.7	39.3
Kickoffs-Yards	75-4835	74-4495
Average per kick	64.5	60.7
Net kick average	40.1	38.6
Time of possession / game	29:21	30:44
3rd-down conversion	89/194	86/191
3rd-down pct	46%	45%
4th-down conversion	9/20	12/22
4th-down pct	45%	55%
Sacks by-Yards	42-250	31-221
Misc Yards	0	0
Touchdowns scored	54	51
Field goals - attempts	13-16	15-24
On-Side kicks	0-0	2-6
Red-zone scores	(49-59) 83%	(47-54) 87%
Red-zone touchdowns	(39-59) 66%	(35-54) 65%
PAT-attempts	(50-50) 100%	(37-40) 93%
Two-point conversion-attempts	(3-5) 60%	(5-12) 42%

Attendance	512087	260821
Games / Avg per game	7/73155	4/65205
Neutral site games	-	2/58214

SCORE BY QUARTERS	1ST	2ND	3RD	4TH	OT	TOTAL
Arkansas	90	131	83	102	17	423
Opponents	81	107	91	104	15	398

### INDIVIDUAL STATISTICS

PASSING	GP	EFFIC	CMP-ATT-INT	PCT	YARDS	TD	LONG	AVG/G
KJ Jefferson	11	165.2	204-300-5	68.0	2648	24	73	240.7
Cade Fortin	3	98.8	14-29-0	48.3	135	1	40	45.0
Malik Hornsby	8	128.9	13-27-2	48.1	268	1	68	33.5
Team	13	0.0	0-1-0	0.0	0	0	0	0.0
<b>TOTAL</b>	<b>13</b>	<b>156.6</b>	<b>231-357-7</b>	<b>64.7</b>	<b>3051</b>	<b>26</b>	<b>73</b>	<b>234.7</b>
OPPONENTS	GP	EFFIC	CMP-ATT-INT	PCT	YARDS	TD	LONG	AVG/G
Opponents	13	146.5	275-449-9	61.2	3831	24	64	294.7

RUSHING	GP	ATT	GAIN	LOSS	NET	AVG	TD	LONG	AVG/G
Raheim Sanders	13	222	1487	44	1443	6.5	10	76	111.0
KJ Jefferson	11	158	815	175	640	4.1	9	32	58.2
AJ Green	13	87	424	10	414	4.8	3	35	31.8
Rashod Dubinion	13	71	321	28	293	4.1	5	26	22.5
Malik Hornsby	8	31	216	44	172	5.5	0	52	21.5
Dominique Johnson	4	8	43	0	43	5.4	0	12	10.8
Matt Landers	13	2	21	0	21	10.5	0	15	1.6
Bryce Stephens	13	1	21	0	21	21.0	0	21	1.6
Ketron Jackson Jr.	12	1	19	0	19	19.0	0	19	1.6
Cade Fortin	3	7	33	16	17	2.4	0	17	5.7
James Jinter	1	3	9	0	9	3.0	0	4	9.0
Jadon Haselwood	12	8	16	9	7	0.9	0	8	0.6
Team	13	5	0	22	-22	-4.4	0	0	-1.7
<b>TOTAL</b>	<b>13</b>	<b>605</b>	<b>3425</b>	<b>348</b>	<b>3077</b>	<b>5.1</b>	<b>27</b>	<b>76</b>	<b>236.7</b>
OPPONENTS	GP	ATT	GAIN	LOSS	NET	AVG	TD	LONG	AVG/G
Opponents	13	487	2578	362	2216	4.6	26	77	170.5

RECEIVING	GP	NO.	YARDS	AVG	TD	LONG	AVG/G
Jadon Haselwood	12	59	702	11.9	3	68	58.5
Matt Landers	13	47	901	19.2	8	59	69.3
Raheim Sanders	13	28	271	9.7	2	73	20.8
Trey Knox	12	26	296	11.4	5	36	24.7
Ketron Jackson Jr.	12	16	277	17.3	3	64	23.1
Warren Thompson	9	12	178	14.8	2	56	19.8
Rashod Dubinion	13	12	108	9.0	1	29	8.3
Bryce Stephens	13	9	109	12.1	1	54	8.4
AJ Green	13	6	75	12.5	0	30	5.8
Hudson Henry	10	4	27	6.8	0	11	2.7
Nathan Bax	11	3	16	5.3	0	11	1.5
Jaedon Wilson	8	3	49	16.3	0	30	6.1
Malik Hornsby	8	2	8	4.0	0	9	1.0
Isaiah Sategna	4	2	12	6.0	0	10	3.0
Harper Cole	12	1	10	10.0	0	10	0.8
Ty Washington	5	1	17	17.0	1	17	3.4
<b>TOTAL</b>	<b>13</b>	<b>231</b>	<b>3052</b>	<b>13.2</b>	<b>26</b>	<b>73</b>	<b>234.8</b>
OPPONENTS	GP	NO.	YARDS	AVG	TD	LONG	AVG/G
Opponents	13	275	3831	13.9	24	64	294.7

TOTAL OFFENSE	GP	PLAYS	RUSH	PASS	TOTAL	AVG/G
KJ Jefferson	11	458	640	2648	3288	298.9
Raheim Sanders	13	222	1443	0	1443	111.0
Malik Hornsby	8	58	172	268	440	55.0
AJ Green	13	87	414	0	414	31.8
Rashod Dubinion	13	71	293	0	293	22.5
Cade Fortin	3	36	17	135	152	50.7
Dominique Johnson	4	8	43	0	43	10.8
Matt Landers	13	2	21	0	21	1.6
Bryce Stephens	13	1	21	0	21	1.6
Ketron Jackson Jr.	12	1	19	0	19	1.6
James Jinter	1	3	9	0	9	9.0
Jadon Haselwood	12	8	7	0	7	0.6
Team	13	0	-22	0	-22	-1.7
<b>TOTAL</b>	<b>13</b>	<b>962</b>	<b>3077</b>	<b>3051</b>	<b>6128</b>	<b>471.4</b>
OPPONENTS	GP	PLAYS	RUSH	PASS	TOTAL	AVG/G
Opponents	13	936	2216	3831	6047	465.2





## 2022 INDIVIDUAL STATISTICS

PUNT RETURNS	NO.	YARDS	AVG	TD	LONG
Bryce Stephens	15	149	9.9	1	82
Rashod Dubinion	1	3	3.0	0	3
<b>TOTAL</b>	<b>16</b>	<b>152</b>	<b>9.5</b>	<b>1</b>	<b>82</b>
<b>OPPONENTS</b>	<b>10</b>	<b>144</b>	<b>14.4</b>	<b>0</b>	<b>45</b>

INTERCEPTIONS	NO.	YARDS	AVG	TD	LONG
Dwight McGlothern	4	48	12.0	0	51
Quincey McAdoo	2	17	8.5	0	17
Hudson Clark	1	0	0.0	0	0
Latavious Brini	1	5	5.0	0	5
Drew Sanders	1	13	13.0	0	13
<b>TOTAL</b>	<b>9</b>	<b>83</b>	<b>9.2</b>	<b>0</b>	<b>51</b>
<b>OPPONENTS</b>	<b>7</b>	<b>22</b>	<b>3.1</b>	<b>0</b>	<b>13</b>

KICK RETURNS	NO.	YARDS	AVG	TD	LONG
AJ Green	8	127	15.9	0	34
Bumper Pool	1	34	34.0	0	34
<b>TOTAL</b>	<b>9</b>	<b>161</b>	<b>17.9</b>	<b>0</b>	<b>34</b>
<b>OPPONENTS</b>	<b>9</b>	<b>194</b>	<b>21.6</b>	<b>0</b>	<b>33</b>

FUMBLE RETURNS	NO.	YARDS	AVG	TD	LONG
Latavious Brini	2	2	1.0	0	2
Jordan Domineck	1	2	2.0	0	2
Harper Cole	1	0	0.0	0	0
Dwight McGlothern	1	0	0.0	0	0
Drew Sanders	1	0	0.0	0	0
Chris Paul Jr.	1	0	0.0	0	0
Hudson Clark	2	-5	-2.5	0	0
<b>TOTAL</b>	<b>9</b>	<b>-1</b>	<b>-0.1</b>	<b>0</b>	<b>2</b>
<b>OPPONENTS</b>	<b>11</b>	<b>52</b>	<b>4.7</b>	<b>1</b>	<b>37</b>

SCORING	TD	FGS	KICK	RUSH	PASS	DXP	SAF	POINTS
Cam Little	-	13-16	50-50	-	-	-	-	89
Raheim Sanders	12	-	-	1	-	-	-	74
KJ Jefferson	9	-	-	-	2	-	-	54
Matt Landers	8	-	-	-	-	-	-	48
Rashod Dubinion	6	-	-	1	-	-	-	38
Trey Knox	5	-	-	-	-	-	-	30
Jadon Haselwood	3	-	-	-	-	-	-	18
AJ Green	3	-	-	-	-	-	-	18
Ketron Jackson Jr.	3	-	-	-	-	-	-	18
Warren Thompson	2	-	-	-	-	-	-	12
Bryce Stephens	2	-	-	-	-	-	-	12
Ty Washington	1	-	-	-	-	-	-	6
Jaedon Wilson	-	-	-	1	-	-	-	2
<b>TOTAL</b>	<b>54</b>	<b>13-16</b>	<b>50-50</b>	<b>1</b>	<b>2</b>	<b>2</b>	<b>2</b>	<b>423</b>
<b>OPPONENTS</b>	<b>51</b>	<b>15-24</b>	<b>37-40</b>	<b>0</b>	<b>5</b>	<b>5</b>	<b>0</b>	<b>398</b>

FIELD GOALS	MADE-ATT	PCT	01-19	20-29	30-39	40-49	50-99	LONG	BLKD
Cam Little	13-16	81.3	0-0	5-5	5-5	1-3	2-3	51	0
<b>OPPONENTS</b>	<b>15-24</b>	<b>62.5</b>	<b>0-0</b>	<b>7-8</b>	<b>5-6</b>	<b>3-6</b>	<b>0-4</b>	<b>46</b>	<b>1</b>

FG SEQUENCE	ARKANSAS	OPPONENTS
Cincinnati	32	25,48,(26)
South Carolina	50	28
Missouri St.	27	(28),(31)
Texas A&M	42	(31),53
Alabama	(22),(34)	53
Mississippi St.	51	40
BYU	34	
Auburn	(27),(37)	46,(46),(24),52
Liberty	50	
LSU	28	(38),(29)
Ole Miss	47	(45),39,(32)
Missouri	(46),(20)	(40),(27),(29),55
Kansas	37	36

Numbers in (parentheses) indicate field goal was made.

PUNTING	NO.	YARDS	AVG	LONG	TB	FC	I20	50+	BLKD
Max Fletcher	38	1424	37.5	51	1	14	14	3	0
Reid Bauer	23	1025	44.6	78	2	5	9	6	0
Team	2	48	24.0	0	0	0	0	0	2
<b>TOTAL</b>	<b>63</b>	<b>2497</b>	<b>39.6</b>	<b>78</b>	<b>3</b>	<b>19</b>	<b>23</b>	<b>9</b>	<b>2</b>
<b>OPPONENTS</b>	<b>57</b>	<b>2405</b>	<b>42.2</b>	<b>64</b>	<b>3</b>	<b>19</b>	<b>19</b>	<b>12</b>	<b>1</b>

KICKOFFS	NO.	YARDS	AVG	TB	OB	RETN	NET	YDLN
Jake Bates	75	4835	64.5	64	1	0	0	0
<b>TOTAL</b>	<b>75</b>	<b>4835</b>	<b>64.5</b>	<b>64</b>	<b>1</b>	<b>9</b>	<b>40.1</b>	<b>24</b>
<b>OPPONENTS</b>	<b>74</b>	<b>4495</b>	<b>60.7</b>	<b>50</b>	<b>4</b>	<b>11</b>	<b>38.6</b>	<b>26</b>

ALL PURPOSE	GP	RUSH	RCV	PR	KR	IR	TOTAL	AVG/G
Raheim Sanders	13	1443	271	0	0	0	1714	131.8
Matt Landers	13	21	901	0	0	0	922	70.9
Jadon Haselwood	12	7	702	0	0	0	709	59.1
KJ Jefferson	11	640	0	0	0	0	640	58.2
AJ Green	13	414	75	0	127	0	616	47.4
Rashod Dubinion	13	293	108	3	0	0	404	31.1
Trey Knox	12	0	296	0	0	0	296	24.7
Ketron Jackson Jr.	12	19	277	0	0	0	296	24.7
Bryce Stephens	13	109	149	0	0	0	279	21.5
Malik Hornsby	8	172	8	0	0	0	180	22.5
Warren Thompson	9	0	178	0	0	0	178	19.8
Jaedon Wilson	8	0	49	0	0	0	49	6.1
Dwight McGlothern	13	0	0	0	0	48	48	3.7
Dominique Johnson	4	43	0	0	0	0	43	10.8
Bumper Pool	11	0	0	0	34	0	34	3.1
Hudson Henry	10	0	27	0	0	0	27	2.7
Ty Washington	5	0	17	0	0	0	17	3.4
Quincey McAdoo	9	0	0	0	0	17	17	1.9
Cade Fortin	3	17	0	0	0	0	17	5.7
Nathan Bax	11	0	16	0	0	0	16	1.5
Drew Sanders	12	0	0	0	0	13	13	1.1
Isaiah Sategna	4	0	12	0	0	0	12	3.0
Harper Cole	12	0	10	0	0	0	10	0.8
James Jointer	1	9	0	0	0	0	9	9.0
Latavious Brini	13	0	0	0	0	5	5	0.4
Ricky Stromberg	12	0	-4	0	0	0	-4	-0.3
Team	13	-22	0	0	0	0	-22	-1.7
<b>TOTAL</b>	<b>13</b>	<b>3077</b>	<b>3052</b>	<b>152</b>	<b>161</b>	<b>83</b>	<b>6525</b>	<b>501.9</b>
<b>OPPONENTS</b>	<b>13</b>	<b>2216</b>	<b>3831</b>	<b>144</b>	<b>194</b>	<b>22</b>	<b>6407</b>	<b>492.8</b>



**RAHEIM SANDERS' 1,714 yards from scrimmage led the Southeastern Conference in 2022 with his 1,443 yards rushing ranked second in the league.**





## 2022 INDIVIDUAL DEFENSIVE STATISTICS

#	PLAYER	GP	TACKLES				SACKS NO-YDS	PASS DEFENSE			FUMBLES		BLKD KICK	SAF
			UA	A	TOT	TFL/YDS		INT-YDS	BRUP	QBH	FR-YDS	FF		
42	Drew Sanders	12	40	63	103	13.5-51	9.5-45	1-13	5	6	1-0	3	-	-
10	Bumper Pool	11	37	55	92	4.5-20	2-16	-	3	5	-	-	-	-
15	Simeon Blair	13	42	31	73	2-8	-	-	5	-	-	-	-	-
17	Hudson Clark	13	33	34	67	4-9	-	1-0	11	-	2-(-5)	2	-	-
27	Chris Paul Jr.	13	38	24	62	8-38	4-31	-	-	3	1-0	1	-	-
7	Latavious Brini	13	32	23	55	4-8	-	1-5	1	1	2-2	1	-	-
3	Dwight McGlothern	13	43	9	52	1-5	-	4-48	10	-	1-0	2	-	-
8	Jayden Johnson	12	18	17	35	2.5-13	1.5-8	-	-	3	-	1	-	-
56	Zach Williams	13	11	23	34	6.5-35	4.5-32	-	-	6	-	-	-	-
14	Jordan Domineck	13	19	15	34	9.5-61	7.5-55	-	-	-	1-2	2	-	-
5	Cameron Ball	13	9	22	31	2.5-7	1-4	-	-	1	-	1	-	-
24	Quincey McAdoo	9	20	10	30	1-1	1-1	2-17	4	-	-	-	1	-
2	Myles Slusher	6	18	10	28	5-13	2-6	-	1	2	-	-	-	-
19	Khari Johnson	10	10	15	25	-	-	-	1	-	-	-	-	-
99	Terry Hampton	13	7	18	25	3.5-12	2-10	-	1	-	-	-	-	-
40	Landon Jackson	13	9	14	23	3.5-24	3-23	-	1	2	-	1	1	-
50	Eric Gregory	13	8	11	19	4-14	2-11	-	-	4	-	-	-	-
33	Isaiah Nichols	12	8	8	16	1-4	-	-	1	2	-	-	-	-
4	Malik Chavis	12	7	8	15	-	-	-	-	-	-	-	-	-
18	Trent Gordon	12	7	7	14	-	-	-	-	-	-	-	-	-
58	Jashaud Stewart	10	8	6	14	2.5-8	2-8	-	1	1	-	-	-	-
36	Jordan Crook	13	8	4	12	0.5-1	-	-	-	1	-	-	-	-
1	Jalen Catalon	1	5	3	8	-	-	-	-	1	-	-	-	-
45	Jackson Woodward	13	4	3	7	-	-	-	1	1	-	-	-	-
23	Dorian Gerald	9	3	2	5	-	-	-	-	1	-	-	-	-
37	Eric Thomas Jr.	11	-	2	2	-	-	-	-	-	-	-	-	-
14	Bryce Stephens	13	1	1	2	-	-	-	-	-	-	-	-	-
48	Eli Stein	11	2	-	2	-	-	-	-	-	-	-	-	-
11	LaDarrius Bishop	2	1	1	2	-	-	-	-	-	-	-	-	-
31	Max Fletcher	9	1	-	1	-	-	-	-	-	-	-	-	-
3	Matt Landers	13	1	-	1	-	-	-	-	-	-	-	-	-
16	Keuan Parker	5	-	1	1	-	-	-	-	-	-	-	-	-
6	Jacorre Turner	12	-	1	1	-	-	-	-	-	-	-	-	-
11	Sam Mbake	9	1	-	1	-	-	-	-	-	-	-	-	-
0	AJ Green	13	1	-	1	-	-	-	-	-	-	-	-	-
21	Jaylen Lewis	3	1	-	1	-	-	-	-	-	-	-	-	-
89	Nathan Bax	11	-	1	1	-	-	-	-	-	-	-	-	-
85	Harper Cole	12	-	-	-	-	-	-	-	-	1-0	-	-	-
TOTALS		13	453	442	895	79-332	42-250	9-83	46	40	9-(-1)	14	2	2
OPPONENTS		13	503	534	1037	84-335	31-221	7-22	44	17	11-52	11	2	0

### TAKEAWAYS/GIVEAWAYS

OPPONENT	TAKEAWAYS				GIVEAWAYS				MARGIN
	FUM	INT	TOT	PTS OFF	FUM	INT	TOT	PTS OFF	
Cincinnati	1	1	2	14	1	0	1	3	+1
South Carolina	2	1	3	7	0	0	0	0	+3
Missouri State	0	0	0	0	2	1	3	10	-3
vs. Texas A&M	0	0	0	0	1	0	1	6	-1
Alabama	0	1	1	0	1	0	1	0	0
at Miss. State	0	0	0	0	0	2	2	6	-2
at BYU	2	1	3	14	1	0	1	0	+2
at Auburn	0	0	0	0	1	0	1	3	-1
Liberty	0	1	1	7	0	2	2	7	-1
LSU	1	1	2	0	2	0	2	3	0
Ole Miss	2	1	3	7	0	0	0	0	+3
at Missouri	0	0	0	0	1	1	2	3	-2
vs. Kansas	1	2	3	14	1	1	2	7	+1
TOTAL	9	9	18	63	11	7	18	48	0



**DREW SANDERS** made the most of his lone season at Arkansas, leading the team with 103 tackles, 9.5 sacks and 13.5 tackles for loss.





## 2022 GAME-BY-GAME STATISTICS

### GAME-BY-GAME OFFENSIVE STARTERS

OPPONENT	LT	LG	C	RG	RT	TE	TE/WR/RB	QB	RB	WR	WR
Cincinnati	L. Jones	Latham	Stromberg	Limmer	Wagner	Knox	Thompson	Jefferson	R. Sanders	Haselwood	Landers
South Carolina	L. Jones	Latham	Stromberg	Limmer	Wagner	Knox	Thompson	Jefferson	R. Sanders	Haselwood	Landers
Missouri State	L. Jones	Latham	Stromberg	Limmer	Wagner	Knox	Thompson	Jefferson	R. Sanders	Haselwood	Landers
vs. Texas A&M	L. Jones	Latham	Stromberg	Limmer	Wagner	Knox	Thompson	Jefferson	R. Sanders	Haselwood	Landers
Alabama	L. Jones	Latham	Stromberg	Limmer	Wagner	Knox	K. Jackson	Jefferson	R. Sanders	Haselwood	Landers
at Mississippi St.	L. Jones	Latham	Stromberg	Limmer	Wagner	Knox	K. Jackson	Fortin	R. Sanders	Haselwood	Landers
at BYU	L. Jones	Latham	Stromberg	Limmer	Wagner	Knox	K. Jackson	Jefferson	R. Sanders	Haselwood	Landers
at Auburn	L. Jones	Latham	Stromberg	Limmer	Wagner	Knox	K. Jackson	Jefferson	R. Sanders	Haselwood	Landers
Liberty	L. Jones	Latham	Stromberg	Limmer	Wagner	Knox	K. Jackson	Jefferson	R. Sanders	Haselwood	Landers
LSU	L. Jones	Latham	Stromberg	Limmer	Crawford	Knox	K. Jackson	Hornsby	R. Sanders	Haselwood	Thompson
Ole Miss	L. Jones	Latham	Stromberg	Limmer	Wagner	Knox	K. Jackson	Jefferson	R. Sanders	Haselwood	Landers
at Missouri	L. Jones	Latham	Stromberg	Limmer	Wagner	Knox	K. Jackson	Jefferson	R. Sanders	Haselwood	Landers
vs. Kansas	L. Jones	Latham	Limmer	Crawford	Wagner	Bax	Dubinon	Jefferson	R. Sanders	Cole	Landers

### GAME-BY-GAME DEFENSIVE STARTERS

OPPONENT	JACK	DT	DT	DE	WILL	MIKE	CB	SS	BS	CB	NB	DIME
Cincinnati	Stewart	Gregory	Nichols	Z. Williams	Pool	D. Sanders	McGlothern	Catalon	Blair	Clark	Slusher	-
South Carolina	Gregory	-	Nichols	Z. Williams	Pool	D. Sanders	McGlothern	Brini	Blair	Clark	J. Johnson	K. Johnson
Missouri State	Jackson	Gregory	Nichols	Z. Williams	Pool	D. Sanders	McGlothern	Brini	Blair	Chavis	J. Johnson	-
vs. Texas A&M	Jackson	Gregory	Nichols	Z. Williams	Pool	D. Sanders	McGlothern	J. Johnson	Blair	Chavis	Slusher	-
Alabama	Jackson	-	Nichols	Z. Williams	Pool	D. Sanders	McGlothern	J. Johnson	Blair	Chavis	Slusher	K. Johnson
at Mississippi St.	Jackson	-	Nichols	Z. Williams	Pool	D. Sanders	McGlothern	Clark	Blair	Chavis	J. Johnson	K. Johnson
at BYU	Jackson	Hampton	Nichols	Gregory	Pool	D. Sanders	McGlothern	Clark	Brini	Chavis	Blair	-
at Auburn	Jackson	Hampton	Nichols	Gregory	Pool	D. Sanders	McGlothern	Brini	Blair	Clark	Slusher	-
Liberty	Stewart	-	Nichols	Gregory	Pool	D. Sanders	McGlothern	Brini	Blair	Chavis	Slusher	Clark
LSU	Stewart	-	Nichols	Gregory	Pool	D. Sanders	McGlothern	Brini	Blair	McAdoo	J. Johnson	Clark
Ole Miss	Stewart	-	Nichols	Gregory	Pool	D. Sanders	McGlothern	Brini	Blair	McAdoo	Slusher	Clark
at Missouri	Stewart	-	Nichols	Gregory	Paul Jr.	D. Sanders	McGlothern	Brini	Blair	McAdoo	J. Johnson	Clark
vs. Kansas	Stewart	Hampton	Ball	Jackson	Crook	Paul Jr.	McGlothern	Brini	Clark	McAdoo	Blair	-

### CAREER STARTS

OFFENSE	2022	2021	2020	2019	2018	TOT	CONS	DEFENSE	2022	2021	2020	2019	2018	TOT	CONS
Ricky Stromberg, OL, Sr.	12	13	8	11	-	44	-	Bumper Pool, LB, *Sr.	11	1	9	12	4	37	-
Dalton Wagner, OL, *R-Sr.	12	10	5	12	1	40	3	Isaiah Nichols, DL, R-Sr.	12	4	7	0	-	23	-
Brady Latham, OL, R-Jr.	13	13	10	0	-	36	36	Terry Hampton, DL, *Sr.	3	2	11	6	0	22	1
Trey Knox, WR, Sr.	12	0	6	11	-	29	-	Simeon Blair, DB, R-Sr.	13	7	2	0	-	22	16
Beaux Limmer, OL, R-Jr.	13	11	6	0	-	30	24	Eric Gregory, DL, R-Jr.	10	3	7	-	-	20	-
K.J. Jefferson, QB, R-Jr.	11	13	1	1	-	26	3	Hudson Clark, DB, R-Jr.	10	4	7	-	-	21	8
Jadon Haselwood, WR, R-Jr.	12	12	0	0	1	25	-	Latavious Brini, DB, *Sr.	9	11	0	0	0	20	7
Matt Landers, WR, Sr.	12	0	0	1	0	13	3	Dwight McGlothern, DB, Jr.	13	6	0	-	-	19	13
Luke Jones, OL, R-Sr.	13	0	0	0	0	13	13	Jalen Catalon, DB, R-Jr.	1	6	9	0	-	16	-
Raheim Sanders, RB, So.	13	0	-	-	-	13	13	Jordan Domineck, DL, R-Sr.	0	8	4	3	0	15	-
Warren Thompson, WR, R-Sr.	5	3	3	0	0	11	-	Myles Slusher, DB, Jr.	6	7	2	-	-	15	-
Ketron Jackson Jr., WR, So.	8	0	-	-	-	8	-	Drew Sanders, LB, Jr.	12	3	0	-	-	15	-
Dominique Johnson, RB, Jr.	0	6	0	-	-	6	-	LaDarius Bishop, DB, R-Sr.	0	9	1	3	-	13	-
Cade Fortin, QB, R-Sr.	1	2	0	0	2	5	-	Zach Williams, DL, Sr.	6	0	4	0	-	10	-
Hudson Henry, TE, R-Jr.	0	0	5	-	-	5	-	Jayden Johnson, DB, So.	7	3	-	-	-	10	2
Ty Kieast Crawford, OL, Jr.	2	0	3	-	-	5	1	Malik Chavis, DB, R-Jr.	5	2	0	-	-	8	-
Malik Hornsby, QB, R-So.	1	0	-	-	-	1	-	Dorian Gerald, DL, *R-Sr.	0	1	1	2	2	6	-
Nathan Bax, TE, R-Sr.	1	0	0	0	1	1	1	Landon Jackson, DL, So.	7	0	-	-	-	7	1
Harper Cole, WR, R-So.	1	0	1	1	1	1	1	Jashaud Stewart, DL, Jr.	5	1	0	-	-	6	-
Rashod Dubinion, RB, Fr.	1	-	-	-	-	1	1	Khari Johnson, DB, Jr.	3	0	1	-	-	4	-
								Quincey McAdoo, DB, Fr.	4	-	-	-	-	4	4
								Taurean Carter, DL, R-Jr.	0	0	1	0	-	1	-
								Chris Paul Jr., LB, R-Fr.	2	-	-	-	-	2	2
								Cam Ball, DL, R-Fr.	1	-	-	-	-	1	1
								Jordan Crook, LB, Fr.	1	-	-	-	-	1	1





## 2022 SCORING DRIVES

### ARKANSAS SCORING DRIVES

OPPONENT	START	PLAYS	YARDS	TIME	SCORING PLAY
CINCINNATI	CIN29	3	29	0:55	Jefferson 15-yd rush
CINCINNATI	ARK30	7	70	0:57	Knox 5-yd pass from Jefferson
CINCINNATI	ARK25	8	75	2:59	Haselwood 19-yd pass from Jefferson
CINCINNATI	ARK25	11	61	3:16	Little 32-yd field goal
CINCINNATI	CIN49	2	49	0:26	Knox 32-yd pass from Jefferson
S. CAROLINA	ARK37	13	63	5:38	Sanders 1-yd rush
S. CAROLINA	ARK25	12	75	4:04	Sanders 11-yd rush
S. CAROLINA	ARK39	12	61	4:53	Dubinion 1-yd rush
S. CAROLINA	ARK41	14	59	5:17	Jefferson 2-yd rush
S. CAROLINA	SC41	5	41	1:57	Thompson 23-yd pass from Jefferson
S. CAROLINA	SC09	2	9	0:18	Green 1-yd rush
MISSOURI ST.	ARK25	8	75	2:11	Sanders 3-yd rush
MISSOURI ST.	ARK15	2	85	0:16	Haselwood 38-yd pass from Jefferson
MISSOURI ST.	ARK07	14	84	4:28	Little 27-yd field goal
MISSOURI ST.	ARK25	2	75	0:26	Sanders 73-yd pass from Jefferson
MISSOURI ST.	ARK20	9	80	5:11	Jefferson 1-yd rush
vs. TAMU	ARK31	5	69	1:43	K. Jackson 32-yd pass from Jefferson
vs. TAMU	ARK22	7	78	2:07	Thompson 56-yd pass from Jefferson
vs. TAMU	ARK26	13	74	4:49	Jefferson 6-yd rush
ALABAMA	ARK25	9	75	2:30	K. Jackson 6-yd pass from Jefferson
ALABAMA	ARK22	7	78	2:49	Green 13-yd rush
ALABAMA	ARK46	12	50	6:04	Little 22-yd field goal
ALABAMA	ALA03	1	3	0:06	Sanders 3-yd rush
ALABAMA	ARK25	13	59	4:39	Little 34-yd field goal
at MISS. STATE	ARK25	9	42	3:07	Little 51-yd field goal
at MISS. STATE	ARK29	2	71	0:16	Sanders 3-yd rush
at MISS. STATE	ARK20	5	80	2:20	Stephens 54-yd pass from Hornsby
at BYU	ARK25	9	75	3:02	Sanders 15-yd rush
at BYU	ARK25	10	75	3:52	Knox 6-yd pass from Jefferson
at BYU	ARK25	10	59	3:02	Little 34-yd field goal
at BYU	BYU34	4	34	1:39	Landers 4-yd pass from Jefferson
at BYU	ARK32	7	68	1:42	Dubinion 15-yd pass from Jefferson
at BYU	ARK25	2	75	0:33	Landers 39-yd pass from Jefferson
at BYU	ARK25	12	75	3:58	Landers 5-yd pass from Jefferson
at BYU	ARK32	2	68	0:29	Sanders 64-yd rush
at AUBURN	ARK25	8	75	2:45	Jefferson 1-yd rush
at AUBURN	ARK20	11	80	4:52	Jefferson 13-yd rush
at AUBURN	ARK35	5	56	1:18	Little 27-yd field goal
at AUBURN	ARK36	9	64	2:35	Haselwood 11-yd pass from Jefferson
at AUBURN	ARK06	7	94	3:26	Dubinion 2-yd rush
at AUBURN	ARK16	10	84	6:38	Dubinion 2-yd rush
at AUBURN	AUB42	8	23	3:27	Little 37-yd field goal
LIBERTY	ARK24	4	44	0:35	Little 50-yd field goal
LIBERTY	ARK16	17	84	5:07	Knox 5-yd pass from Jefferson
LIBERTY	ARK15	7	85	2:36	Knox 8-yd pass from Jefferson
LSU	ARK44	10	46	3:24	Little 28-yd field goal
LSU	ARK06	10	94	4:29	Landers 40-yd pass from Fortin
OLE MISS	ARK31	7	69	2:26	Landers 8-yd pass from Jefferson
OLE MISS	ARK27	8	73	1:51	Landers 23-yd pass from Jefferson
OLE MISS	ARK25	7	75	2:57	Jackson Jr. 20-yd pass from Jefferson
OLE MISS	ARK25	7	75	2:18	Sanders 20-yd rush
OLE MISS	MISS48	6	48	1:02	Sanders 8-yd rush
OLE MISS	ARK25	2	75	0:44	Sanders 68-yd rush
at MISSOURI	ARK25	9	75	4:08	Jefferson 3-yd rush
at MISSOURI	ARK25	12	75	5:30	Landers 27-yd pass from Jefferson
at MISSOURI	ARK25	11	75	3:51	Sanders 8-yd pass from #1 K. Jefferson
at MISSOURI	ARK25	10	47	3:49	Little 46-yd field goal
at MISSOURI	ARK47	7	51	2:30	Little 20-yd field goal
vs. KANSAS	ARK25	10	56	3:48	Little 37-yd field goal
vs. KANSAS	ARK32	2	68	0:30	Landers 59-yd pass from Jefferson
vs. KANSAS	KAN17	1	17	0:05	Washington 17-yd pass from Jefferson
vs. KANSAS	ARK27	11	73	4:11	Jefferson 3-yd rush
vs. KANSAS	ARK22	8	78	3:13	Green 20-yd rush
vs. KANSAS	ARK20	10	80	3:16	Dubinion 2-yd rush
vs. KANSAS	KAN25	2	25	0:00	Dubinion 6-yd rush
vs. KANSAS	KAN25	2	25	0:00	Jefferson 20-yd rush

### OPPONENT SCORING DRIVES

OPPONENT	START	PLAYS	YARDS	TIME	SCORING PLAY
CINCINNATI	CIN25	12	75	4:01	Kiner 5-yd rush
CINCINNATI	CIN29	3	71	1:02	Mardner 35-yd pass from Bryant
CINCINNATI	ARK03	4	(-5)	1:54	Coe 26-yd field goal
CINCINNATI	CIN25	9	75	3:37	Taylor 15-yd pass from Bryant
S. CAROLINA	SC25	6	65	3:10	Jeter 28-yd field goal
S. CAROLINA	SC30	11	70	5:12	Lloyd 7-yd rush
S. CAROLINA	SC12	8	88	2:55	Wells 62-yd pass from Rattler
S. CAROLINA	SC24	3	76	1:14	McDowell 1-yd rush
S. CAROLINA	SC25	10	75	2:39	Bell 1-yd rush
MISSOURI ST.	MOS36	12	64	4:30	Wright 1-yd rush
MISSOURI ST.	MOS20	7	69	2:11	Pizano 28-yd field goal
MISSOURI ST.	ARK45	4	45	1:32	Shelley 24-yd rush
MISSOURI ST.	MOS25	5	75	2:08	Scott 47-yd pass from Shelley
MISSOURI ST.	MOS15	10	71	4:58	Pizano 31-yd field goal
vs. TAMU	TAMU07	6	93	3:23	Stewart 10-yd pass from Johnson
vs. TAMU	TAMU30	6	70	3:19	Achane 9-yd rush
vs. TAMU	TAMU39	12	47	6:09	Bond 31-yd field goal
ALABAMA	ALA35	6	65	2:09	Prentice 47-yd pass from Young
ALABAMA	ALA20	7	80	3:05	Young 8-yd rush
ALABAMA	ARK17	3	17	0:45	Milroe 3-yd rush
ALABAMA	ALA41	10	59	4:05	Earle 22-yd pass from Milro
ALABAMA	ALA25	5	75	1:10	McClellan 3-yd rush
ALABAMA	ALA28	1	72	0:12	Gibbs 72-yd rush
ALABAMA	ALA25	2	75	0:43	Gibbs 76-yd rush
at MISS. STATE	MSU35	9	65	3:45	D. Johnson 1-yd rush
at MISS. STATE	MSU45	12	55	4:40	Walley 5-yd pass from Rogers
at MISS. STATE	ARK40	9	40	3:02	A. Williams 10-yd pass from Rogers
at MISS. STATE	MSU42	6	58	2:08	Ducking 33-yd pass from Roger
at MISS. STATE	MSU25	7	75	2:29	D. Johnson 30-yd rush
at MISS. STATE	MSU30	6	70	3:16	Marks 2-yd rush
at BYU	BYU18	10	82	4:57	Rex 4-yd pass from J. Hall
at BYU	BYU25	4	75	1:26	Epps 21-yd pass from J. Hall
at BYU	BYU25	7	75	2:31	Nacua 5-yd rush
at BYU	BYU25	10	75	5:07	Nacua 3-yd rush
at BYU	BYU25	10	75	4:09	Nacua 33-yd pass from J. Hall
at AUBURN	AUB47	7	18	3:12	Carlson 46-yd field goal
at AUBURN	AUB07	5	93	1:35	Bigsby 41-yd rush
at AUBURN	AUB41	7	52	0:47	Carlson 24-yd field goal
at AUBURN	AUB25	7	75	2:07	Brown 9-yd pass from Ashford
at AUBURN	AUB25	7	75	1:51	Hunter 1-yd rush
LIBERTY	LIB41	5	59	1:19	Frith 16-yd pass from Bennett
LIBERTY	LIB47	5	53	2:46	Douglas 20-yd pass from Bennett
LIBERTY	LIB20	10	80	4:13	Sibley 18-yd pass from Bennett
LSU	ARK37	5	17	1:56	Ramos 38-yd field goal
LSU	LSU28	11	61	5:12	Ramos 29-yd field goal
LSU	ARK40	5	40	1:51	Williams 1-yd rush
OLE MISS	MISS25	5	48	1:44	Cruz 45-yd field goal
OLE MISS	MISS30	9	56	4:17	Cruz 32-yd field goal
OLE MISS	MISS04	9	96	2:42	Judkins 1-yd rush
OLE MISS	MISS12	5	88	1:50	Evans 48-yd rush
OLE MISS	MISS14	12	86	3:21	Heath 13-yd pass from Dart
at MISSOURI	MIZ31	7	46	3:16	Mevis 40-yd field goal
at MISSOURI	MIZ25	7	75	2:30	Schrader 3-yd rush
at MISSOURI	MIZ26	5	74	1:38	Cook 9-yd rush
at MISSOURI	MIZ25	9	65	4:00	Mevis 27-yd field goal
at MISSOURI	MIZ25	10	75	4:51	Burden 23-yd pass from Cook
at MISSOURI	ARK29	7	17	3:19	Mevis 29-yd field goal
vs. KANSAS	KAN25	6	75	2:32	Thomas 29-yd pass from Daniels
vs. KANSAS	KAN25	10	75	3:44	Fairchild 24-yd pass from Daniels
vs. KANSAS	KAN14	5	86	2:26	Thomas 2-yd rush
vs. KANSAS	KAN37	8	44	2:47	Piepergerdes 36-yd field goal
vs. KANSAS	ARK48	7	48	1:38	Emilien 10-yd pass from Daniels
vs. KANSAS	KAN50	4	50	0:24	Grimm 21-yd pass from Daniels
vs. KANSAS	ARK25	5	25	0:00	Casey 2-yd pass from Daniels
vs. KANSAS	ARK25	4	25	0:00	Daniels 2-yd rush





## 2022 MISCELLANEOUS STATISTICS

### ARKANSAS INSIDE THE OPPONENT REDZONE

	TIMES IN RZ	TIMES SCORED	TOTAL PTS	TDS	RUSH TDS	PASS TDS	FG MADE	FG ATT	DOWN INT	FAILED TO SCORE	FUMB	HALF GAME
Cincinnati	4	4	24	3	1	2	1	1	0	0	0	0
South Carolina	6	5	35	5	5	0	0	0	1	0	0	0
Missouri St.	4	3	17	2	2	0	1	1	0	0	1	0
vs. Texas A&M	3	1	7	1	1	0	0	1	0	0	1	0
Alabama	6	5	26	3	2	1	2	2	1	0	0	0
at Mississippi St.	3	1	7	1	1	0	0	0	2	0	0	0
at BYU	7	6	38	5	1	4	1	1	1	0	0	0
at Auburn	7	7	41	5	4	1	2	2	0	0	0	0
Liberty	2	2	14	2	0	2	0	0	0	0	0	0
LSU	2	1	3	0	0	0	1	1	1	0	0	0
Ole Miss	4	4	28	4	2	2	0	0	0	0	0	0
at Missouri	3	3	17	2	1	1	1	1	0	0	0	0
vs. Kansas	8	7	46	6	5	1	1	1	0	1	0	0
<b>TOTAL</b>	<b>59</b>	<b>49</b>	<b>303</b>	<b>39</b>	<b>25</b>	<b>14</b>	<b>10</b>	<b>11</b>	<b>6</b>	<b>1</b>	<b>2</b>	<b>0</b>

TOTALS 49 OF 59 (83.1)

### OPPONENTS INSIDE THE ARKANSAS REDZONE

	TIMES IN RZ	TIMES SCORED	TOTAL PTS	TDS	RUSH TDS	PASS TDS	FG MADE	FG ATT	DOWN INT	FAILED TO SCORE	FUMB	HALF GAME
Cincinnati	4	3	17	2	1	1	1	2	0	0	0	0
South Carolina	5	4	23	3	3	0	1	1	0	1	0	0
Missouri St.	3	3	13	1	1	0	2	2	0	0	0	0
Texas A&M	3	3	17	2	1	1	1	1	0	0	0	0
Alabama	5	4	28	4	3	1	0	0	0	1	0	0
Mississippi St.	4	4	27	4	2	2	0	0	0	0	0	0
BYU	3	3	22	3	2	1	0	0	0	0	0	0
Auburn	4	3	17	2	1	1	1	2	0	0	0	0
Liberty	4	3	21	3	0	3	0	0	1	0	0	0
LSU	3	3	13	1	1	0	2	2	0	0	0	0
Ole Miss	5	3	16	2	1	1	1	2	1	0	0	0
Missouri	5	5	26	3	2	1	2	2	0	0	0	0
Kansas	6	6	40	5	2	3	1	1	0	0	0	0
<b>TOTAL</b>	<b>54</b>	<b>47</b>	<b>280</b>	<b>35</b>	<b>20</b>	<b>15</b>	<b>12</b>	<b>15</b>	<b>2</b>	<b>2</b>	<b>0</b>	<b>0</b>

TOTALS 47 OF 54 (87.0)

### SCORING DRIVE BREAKDOWN

YARDAGE	ARKANSAS TD	FG	OPPONENT TD	FG
No drive	1	-	1	-
Neg. Yards	-	-	-	1
0-9	2	-	-	-
10-19	1	-	1	3
20-29	3	1	2	-
30-39	1	-	-	-
40-49	3	4	4	4
50-59	1	6	6	2
60-69	8	1	3	4
70-79	24	-	24	1
80-89	8	1	7	-
90-99	2	-	3	-
<b>TOTAL</b>	<b>54</b>	<b>13</b>	<b>51</b>	<b>15</b>

### THREE & OUT DRIVES

	ARKANSAS THREE-&-OUTS/DRIVES	OPPONENT THREE-&-OUTS/DRIVES
Cincinnati	1/13 (7.7%)	2/13 (15.4%)
South Carolina	1/12 (8.3%)	2/13 (15.4%)
Missouri State	2/13 (15.4%)	4/14 (28.6%)
vs. Texas A&M	3/11 (27.3%)	4/11 (36.4%)
Alabama	4/15 (26.7%)	2/15 (13.3%)
at Mississippi State	3/12 (25.0%)	1/12 (8.3%)
at BYU	0/11 (0.0%)	2/12 (16.7%)
at Auburn	2/13 (15.4%)	2/12 (16.7%)
Liberty	3/13 (23.1%)	4/13 (30.8%)
LSU	3/13 (23.1%)	2/14 (14.7%)
Ole Miss	3/13 (23.1%)	0/14 (0.0%)
at Missouri	4/12 (33.3%)	1/11 (9.1%)
vs. Kansas	4/17 (23.5%)	4/17 (23.5%)
<b>TOTALS</b>	<b>33/168 (19.6%)</b>	<b>30/171 (17.5%)</b>

### 20+ YARD BREAKDOWN

BY YARDS	NO.	TD
LONG PLAYS BY YARDS		
100+ .....	0	0
90-99 .....	0	0
80-89 .....	1	1
70-79 .....	2	1
60-69 .....	4	2
50-59 .....	5	3
40-49 .....	6	1
30-39 .....	20	4
20-29 .....	38	7
<b>TOTAL</b>	<b>76</b>	<b>19</b>

### 20+ YARD BREAKDOWN

BY TYPE	NO.	TD
LONG PLAYS BY YARDS		
Rushing .....	27	5
Passing .....	45	13
Punt returns .....	2	1
Kick returns .....	2	0
Interceptions .....	0	0
Fumble returns .....	0	0
<b>TOTAL</b>	<b>76</b>	<b>19</b>

### SPECIAL TEAMS TACKLES

PLAYER	TOTAL
Eli Stein .....	2
Jackson Woodard .....	2
Simeon Blair .....	2
Jordan Domineck .....	2
Jordan Crook .....	1
Max Fletcher .....	1
AJ Green .....	1
Jashaud Stewart .....	1
Malik Chavis .....	1
LaDarrius Bishop .....	1
<b>TOTAL</b>	<b>14</b>

### LONGEST PLAYS OF THE YEAR

Rushing	76	Raheim Sanders at Auburn (10/29/22)
Rushing Touchdown	68	Raheim Sanders vs. Ole Miss (11/19/22)
Passing	73	Raheim Sanders from KJ Jefferson vs. Missouri State (9/17/22)
Passing Touchdown	73	Raheim Sanders from KJ Jefferson vs. Missouri State (9/17/22)
Punt Return	82	Bryce Stephens vs. Missouri State (9/17/22)
Kick Return	42	LaDarrius Bishop vs. Rice (9/4/21)
Interception Return	34	AJ Green vs. Missouri State (9/17/22); Bumper Pool vs. South Carolina (9/10/22)
Fumble Return	2	Latavious Brini vs. LSU (11/12/22)
Punt	78	Reid Bauer at Auburn (10/29/22)
Field Goal	51	Cam Little at Mississippi State (10/8/22)





## 2022 SEASON HIGHS

### INDIVIDUAL GAME HIGHS

<b>RUSHES</b>	24	Raheim Sanders vs. Ole Miss (11/19/2022)
	24	Raheim Sanders vs. South Carolina (09/10/2022)
<b>YARDS RUSHING</b>	232	Raheim Sanders vs. Ole Miss (11/19/2022)
<b>TD RUSHES</b>	3	Raheim Sanders vs. Ole Miss (11/19/2022)
<b>LONG RUSH</b>	76	Raheim Sanders at Auburn (10/29/2022)
<b>PASS ATTEMPTS</b>	40	KJ Jefferson at BYU (10/15/2022)
<b>PASS COMPLETIONS</b>	29	KJ Jefferson at BYU (10/15/2022)
<b>YARDS PASSING</b>	385	KJ Jefferson vs. Missouri St. (09/17/2022)
<b>TD PASSES</b>	5	KJ Jefferson at BYU (10/15/2022)
<b>LONG PASS</b>	73	KJ Jefferson vs. Missouri St. (09/17/2022)
<b>RECEPTIONS</b>	8	Jadon Haselwood vs. Liberty (11/05/2022)
	8	Matt Landers at BYU (10/15/2022)
<b>YARDS RECEIVING</b>	123	Matt Landers vs. Missouri St. (09/17/2022)
<b>TD RECEPTIONS</b>	3	Matt Landers at BYU (10/15/2022)
<b>LONG RECEPTION</b>	73	Raheim Sanders vs. Missouri St. (09/17/2022)
<b>PUNTS</b>	8	Max Fletcher vs. Alabama (10/01/2022)
<b>PUNTING AVG</b>	62.0	Reid Bauer at BYU (10/15/2022)
<b>LONG PUNT</b>	78	Reid Bauer at Auburn (10/29/2022)
<b>PUNTS INSIDE 20</b>	4	Max Fletcher vs. Ole Miss (11/19/2022)
<b>LONG PUNT RETURN</b>	82	Bryce Stephens vs. Missouri St. (09/17/2022)
<b>LONG KICKOFF RETURN</b>	34	AJ Green vs. Missouri St. (09/17/2022)
	34	Bumper Pool vs. South Carolina (09/10/2022)
<b>TACKLES</b>	16	Drew Sanders at Mississippi St. (10/08/2022)
<b>SACKS</b>	2.5	Jordan Domineck vs. Missouri St. (09/17/2022)
<b>TACKLES FOR LOSS</b>	3.5	Drew Sanders vs. Liberty (11/05/2022)

### TEAM GAME HIGHS

<b>RUSHES</b>	65	South Carolina (09/10/2022)
<b>YARDS RUSHING</b>	396	vs. Kansas (N) (12/28/2022)
<b>YARDS PER RUSH</b>	7.8	Ole Miss (11/19/2022)
<b>TD RUSHES</b>	5	vs. Kansas (N) (12/28/2022)
	5	South Carolina (09/10/2022)
<b>PASS ATTEMPTS</b>	40	at BYU (10/15/2022)
<b>PASS COMPLETIONS</b>	29	at BYU (10/15/2022)
<b>YARDS PASSING</b>	385	Missouri St. (09/17/2022)
<b>YARDS PER PASS</b>	12.4	Missouri St. (09/17/2022)
<b>TD PASSES</b>	5	at BYU (10/15/2022)
<b>TOTAL PLAYS</b>	86	South Carolina (09/10/2022)
<b>TOTAL OFFENSE</b>	683	vs. Kansas (N) (12/28/2022)
<b>YARDS PER PLAY</b>	8.9	Missouri St. (09/17/2022)
<b>POINTS</b>	55	vs. Kansas (N) (12/28/2022)
<b>SACKS BY</b>	8	Missouri St. (09/17/2022)
<b>FIRST DOWNS</b>	34	at BYU (10/15/2022)
<b>PENALTIES</b>	10	at Auburn (10/29/2022)
	10	at Mississippi St. (10/08/2022)
	10	South Carolina (09/10/2022)
<b>PENALTY YARDS</b>	121	South Carolina (09/10/2022)
<b>TURNOVERS</b>	3	Missouri St. (09/17/2022)
<b>PUNTS</b>	8	Alabama (10/01/2022)
<b>PUNTING AVG</b>	62.0	at BYU (10/15/2022)
<b>LONG PUNT</b>	78	at Auburn (10/29/2022)
<b>PUNTS INSIDE</b>	20	Ole Miss (11/19/2022)
<b>LONG PUNT RETURN</b>	82	Missouri St. (09/17/2022)

### OPPONENT INDIVIDUAL GAME HIGHS

<b>RUSHES</b>	24	Quinshon Judkins vs. Ole Miss (11/19/2022)
<b>YARDS RUSHING</b>	214	Quinshon Judkins vs. Ole Miss (11/19/2022)
<b>TD RUSHES</b>	2	Puka Nacua at BYU (10/15/2022)
	2	Dillon Johnson at Mississippi St. (10/08/2022)
	2	Jahmyr Gibbs vs. Alabama (10/01/2022)
<b>LONG RUSH</b>	77	Jalen Milroe vs. Alabama (10/01/2022)
<b>PASS ATTEMPTS</b>	55	Jalon Daniels vs. Kansas (N) (12/28/2022)
<b>PASS COMPLETIONS</b>	37	Jalon Daniels vs. Kansas (N) (12/28/2022)
<b>YARDS PASSING</b>	544	Jalon Daniels vs. Kansas (N) (12/28/2022)
<b>TD PASSES</b>	5	Jalon Daniels vs. Kansas (N) (12/28/2022)
<b>LONG PASS</b>	64	Spencer Rattler vs. South Carolina (09/10/2022)
<b>RECEPTIONS</b>	11	Jo'quavious Marks at Mississippi St. (10/08/2022)
<b>YARDS RECEIVING</b>	189	Antwane Wells Jr. vs. South Carolina (09/10/2022)

### TD RECEPTIONS

	1	Luke Grimm vs. Kansas (N) (12/28/2022)
	1	Ky Thomas vs. Kansas (N) (12/28/2022)
	1	Mason Fairchild vs. Kansas (N) (12/28/2022)
	1	Jared Casey vs. Kansas (N) (12/28/2022)
	1	Douglas Emilien vs. Kansas (N) (12/28/2022)
	1	Luther Burden at Missouri (11/25/2022)
	1	Malik Heath vs. Ole Miss (11/19/2022)
	1	Demario Douglas vs. Liberty (11/05/2022)
	1	Noah Frith vs. Liberty (11/05/2022)
	1	Treon Sibley vs. Liberty (11/05/2022)
	1	Camden Brown at Auburn (10/29/2022)
	1	Puka Nacua at BYU (10/15/2022)
	1	Isaac Rex at BYU (10/15/2022)
	1	Kody Epps at BYU (10/15/2022)
	1	Caleb Ducking at Mississippi St. (10/08/2022)
	1	Austin Williams at Mississippi St. (10/08/2022)
	1	Jaden Walley at Mississippi St. (10/08/2022)
	1	JoJo Earle vs. Alabama (10/01/2022)
	1	Kobe Prentice vs. Alabama (10/01/2022)
	1	Evan Stewart vs. Texas A&M (N) (09/24/2022)
<b>LONG RECEPTION</b>	64	Antwane Wells Jr. vs. South Carolina (09/10/2022)
<b>FIELD GOALS</b>	3	Harrison Mevis at Missouri (11/25/2022)
<b>LONG FIELD GOALS</b>	46	Anders Carlson at Auburn (10/29/2022)
<b>PUNTS</b>	8	Grant Burkett vs. Missouri St. (09/17/2022)
<b>PUNTING AVG</b>	48.0	Jalon Daniels vs. Kansas (N) (12/28/2022)
<b>LONG PUNT</b>	64	Grant Burkett vs. Missouri St. (09/17/2022)
<b>PUNTS INSIDE 20</b>	3	Aidan Alves vs. Liberty (11/05/2022)
	3	Oscar Chapman at Auburn (10/29/2022)
	3	Grant Burkett vs. Missouri St. (09/17/2022)
<b>LONG PUNT RETURN</b>	45	Kool-Aid McKinstry vs. Alabama (10/01/2022)
<b>LONG KICKOFF RETURN</b>	33	Lideatrick Griffin at Mississippi St. (10/08/2022)
<b>TACKLES</b>	13	Antonio Johnson vs. Texas A&M (N) (09/24/2022)
<b>SACKS</b>	3	Harold Perkins Jr. vs. LSU (11/12/2022)
<b>TACKLES FOR LOSS</b>	3.5	Durrell Johnson vs. Liberty (11/05/2022)
	3.5	Ivan Pace Jr. vs. Cincinnati (09/03/2022)
<b>INTERCEPTIONS</b>	1	O.J. Burroughs vs. Kansas (N) (12/28/2022)
	1	Daylan Carnell at Missouri (11/25/2022)
	1	Daijahn Anthony vs. Liberty (11/05/2022)
	1	Robert Rahimi vs. Liberty (11/05/2022)
	1	Emmanuel Forbes at Mississippi St. (10/08/2022)
	1	Jackie Matthews at Mississippi St. (10/08/2022)
	1	Tahj Chambers vs. Missouri St. (09/17/2022)

### OPPONENT TEAM GAME HIGHS

<b>RUSHES</b>	53	Ole Miss (11/19/2022)
<b>YARDS RUSHING</b>	463	Ole Miss (11/19/2022)
<b>YARDS PER RUSH</b>	8.7	Ole Miss (11/19/2022)
<b>TD RUSHES</b>	5	Alabama (10/01/2022)
<b>PASS ATTEMPTS</b>	56	vs. Kansas (N) (12/28/2022)
<b>PASS COMPLETIONS</b>	37	vs. Kansas (N) (12/28/2022)
<b>YARDS PASSING</b>	544	vs. Kansas (N) (12/28/2022)
<b>YARDS PER PASS</b>	10.8	Alabama (10/01/2022)
<b>TD PASSES</b>	5	vs. Kansas (N) (12/28/2022)
<b>TOTAL PLAYS</b>	90	vs. Kansas (N) (12/28/2022)
<b>TOTAL OFFENSE</b>	703	Ole Miss (11/19/2022)
<b>YARDS PER PLAY</b>	8.7	Alabama (10/01/2022)
<b>POINTS</b>	53	vs. Kansas (N) (12/28/2022)
<b>SACKS BY</b>	7	at Missouri (11/25/2022)
<b>FIRST DOWNS</b>	33	at Mississippi St. (10/08/2022)
<b>PENALTIES</b>	12	Ole Miss (11/19/2022)
<b>PENALTY YARDS</b>	116	Ole Miss (11/19/2022)
<b>TURNOVERS</b>	3	vs. Kansas (N) (12/28/2022)
	3	Ole Miss (11/19/2022)
	3	at BYU (10/15/2022)
	3	South Carolina (09/10/2022)
<b>PUNTS</b>	8	Missouri St. (09/17/2022)
<b>PUNTING AVG</b>	47.5	Missouri St. (09/17/2022)
<b>LONG PUNT</b>	64	Missouri St. (09/17/2022)
<b>PUNTS INSIDE 20</b>	3	Liberty (11/05/2022)
	3	at Auburn (10/29/2022)
	3	Missouri St. (09/17/2022)
<b>LONG PUNT RETURN</b>	45	Alabama (10/01/2022)





## 2022 SEC RECAP

### FINAL STANDINGS

EAST	SEC	PCT.	PF	PA	OVERALL	PCT.	PF	PA	HOME	AWAY	NTRL	VS. DIV.	TOP 25	TOP 10	STRK
#Georgia	8-0	1.000	301	97	13-0	1.000	509	166	6-0	4-0	3-0	6-0	3-0	1-0	W13
Tennessee	6-2	.750	347	215	10-2	.833	568	282	7-0	3-2	0-0	4-2	5-1	1-1	W1
South Carolina	4-4	.500	208	256	8-4	.667	380	330	5-2	3-2	0-0	3-3	3-2	2-1	W2
Kentucky	3-5	.375	140	180	7-5	.583	265	229	5-3	2-2	0-0	2-4	3-3	0-2	W1
Florida	3-5	.375	231	229	6-6	.500	381	345	5-2	1-3	0-1	2-4	1-4	1-1	L2
Missouri	3-5	.375	163	205	6-6	.500	306	300	5-2	1-4	0-0	2-4	1-3	0-2	W2
Vanderbilt	2-6	.250	127	318	5-7	.417	295	432	2-4	3-3	0-0	2-4	1-5	0-4	L1

# - Eastern Division Champion

WEST	SEC	PCT.	PF	PA	OVERALL	PCT.	PF	PA	HOME	AWAY	NTRL	VS. DIV.	TOP 25	TOP 10	STRK
^LSU	6-2	.750	223	207	9-4	.692	420	308	6-1	3-1	0-2	5-1	2-2	2-2	L2
*Alabama	6-2	.750	317	190	10-2	.833	489	216	7-0	3-2	0-0	5-1	4-2	1-2	W3
Mississippi State	4-4	.500	203	229	8-4	.667	392	290	6-1	2-3	0-0	4-2	3-3	0-2	W2
Ole Miss	4-4	.500	246	250	8-4	.667	410	290	5-2	3-2	0-0	2-4	1-1	1-1	L3
Arkansas	3-5	.375	228	238	6-6	.500	368	345	4-3	2-2	0-1	2-4	2-5	0-2	L1
Auburn	2-6	.250	178	264	5-7	.417	297	354	5-3	0-4	0-0	1-5	0-4	0-3	L1
Texas A&M	2-6	.250	191	225	5-7	.417	273	254	4-3	0-4	1-0	2-4	3-2	2-1	W2

^ - Western Division Representative; \* - Western Division Co-Champion

NOTES: The SEC led all conferences with four non-conference wins vs. the final CFP Top 25 and with 17 non-conference wins vs. bowl eligible opponents. Top 25 - Record vs. teams in Top 25 (AP, USA Today) when game was played; Teams listed in alphabetical order unless tie-breaker applicable

### COLLEGE FOOTBALL PLAYOFF NATIONAL CHAMPIONSHIP

Georgia 65, TCU 7

Attendance: 72,628 • TV: ESPN

Jan. 9 • SoFi Stadium • Inglewood, California

Offensive MVP: Stetson Bennett, Georgia; Defensive MVP: Javon Bullard, Georgia

### SEC BOWL RESULTS

#### SRS DISTRIBUTION LAS VEGAS BOWL

Oregon State 30, Florida 3

Dec. 17

Allegiant Stadium • Las Vegas, Nevada

#### UNION HOME MORTGAGE

#### GASPARILLA BOWL

Wake Forest 27, Missouri 17

Dec. 23

Raymond James Stadium • Tampa, Florida

#### AUTOZONE LIBERTY BOWL

Arkansas 55, Kansas 53 (30T)

Dec. 28

Liberty Bowl Memorial Stadium •

Memphis, Tennessee

#### TAXACT TEXAS BOWL

Texas Tech 42, Ole Miss 25

Dec. 28

NRG Stadium • Houston, Texas

#### TAXSLAYER GATOR BOWL

Notre Dame 45, South Carolina 38

Dec. 30

TIAA Bank Field • Jacksonville, Florida

#### CAPITAL ONE ORANGE BOWL

Tennessee 31, Clemson 14

Dec. 30

Hard Rock Stadium • Miami Gardens, Florida

#### TRANSPERFECT MUSIC CITY BOWL

Iowa 21, Kentucky 0

Dec. 31

Nissan Stadium • Nashville, Tennessee

#### ALLSTATE SUGAR BOWL

Alabama 45, Kansas State 20

Dec. 31

Caesar's Superdome • New Orleans, Louisiana

#### COLLEGE FOOTBALL PLAYOFF SEMIFINAL

#### CHICK-FIL-A PEACH BOWL

Georgia 42, Ohio State 41

Dec. 31

Mercedes-Benz Stadium • Atlanta, Georgia

#### RELIAQUEST BOWL

Mississippi State 19, Illinois 10

Jan. 2

Raymond James Stadium • Tampa, Florida

#### CHEEZ-IT CITRUS BOWL

LSU 63, Purdue 7

Jan. 2

Camping World Stadium • Orlando, Florida

### ARKANSAS IN THE SEC & NATIONAL RANKINGS

CATEGORY	NATIONAL RANK	SEC RANK	VALUE
3rd Down Conversion Pct (130 ranked).....	21	4	.459
3rd Down Conversion Pct Defense (130 ranked).....	118	13	.450
4th Down Conversion Pct (130 ranked).....	85	11	.450
4th Down Conversion Pct Defense (130 ranked).....	84	12	.545
Blocked Kicks (72 ranked).....	36	3	.2
Blocked Kicks Allowed (129 ranked).....	74	11	.2
Blocked Punts (31 ranked).....	31	4	.1
Blocked Punts Allowed (128 ranked).....	109	13	.2
Completion Percentage (130 ranked).....	28	6	.647
Defensive TDs (67 ranked).....			
Fewest Penalties (129 ranked).....	86	6	.83
Fewest Penalties Per Game (129 ranked).....	80	7	6.38
Fewest Penalty Yards (130 ranked).....	81	7	.722
Fewest Penalty Yards Per Game (130 ranked).....	75	7	.55.54
First Downs Defense (130 ranked).....	114	12	.295
First Downs Offense (130 ranked).....	23	5	.311
Fumbles Lost (130 ranked).....	96	8	.11
Fumbles Recovered (130 ranked).....	38	7	.9
Kickoff Return Defense (130 ranked).....	90	9	21.56
Kickoff Returns (130 ranked).....	98	10	17.89
Net Punting (130 ranked).....	107	14	36.40
Passes Had Intercepted (130 ranked).....	21	4	.7
Passes Intercepted (130 ranked).....	78	7	.9
Passing Offense (130 ranked).....	62	8	.234.7
Passing Yards Allowed (130 ranked).....	130	14	.294.7
Passing Yards per Completion (130 ranked).....	25	3	.13.21
Punt Return Defense (130 ranked).....	123	11	14.40
Punt Returns (130 ranked).....	35	7	9.50
Red Zone Defense (130 ranked).....	92	11	.870
Red Zone Offense (130 ranked).....	69	10	.831
Rushing Defense (130 ranked).....	93	9	170.5
Rushing Offense (130 ranked).....	7	2	236.7
Sacks Allowed (130 ranked).....	80	10	2.38
Scoring Defense (130 ranked).....	100	13	30.6
Scoring Offense (130 ranked).....	34	6	32.5
Tackles for Loss Allowed (130 ranked).....	93	9	6.46
Team Passing Efficiency (130 ranked).....	17	4	156.61
Team Passing Efficiency Defense (130 ranked).....	113	13	146.55
Team Sacks (130 ranked).....	7	1	3.23
Team Tackles for Loss (130 ranked).....	55	6	6.1
Time of Possession (130 ranked).....	75	8	29.21
Total Defense (130 ranked).....	123	14	465.2
Total Offense (130 ranked).....	15	5	471.4
Turnover Margin (130 ranked).....	66	6	.00
Turnovers Gained (130 ranked).....	66	8	.18
Turnovers Lost (130 ranked).....	55	6	.18
Winning Percentage (127 ranked).....	56	8	.538





## 2022 SEC RECAP

### COACHES' SEC AWARDS

#### OFFENSIVE PLAYER OF THE YEAR

QB Hendon Hooker, Tennessee

#### DEFENSIVE PLAYER OF THE YEAR

LB Will Anderson Jr., Alabama

#### SPECIAL TEAMS PLAYER OF THE YEAR

PK Jack Podlesny, Georgia

#### FRESHMAN OF THE YEAR

RB Quinshon Judkins, Ole Miss

#### SCHOLAR-ATHLETE OF THE YEAR

WR Austin Williams, Mississippi State

#### JACOBS BLOCKING TROPHY

OL Ricky Stromberg, Arkansas

#### COACH OF THE YEAR

Kirby Smart, Georgia

### COACHES' ALL-SEC TEAMS

#### FIRST TEAM OFFENSE

QB Hendon Hooker, Tennessee  
RB Quinshon Judkins, Ole Miss  
Devon Achane, Texas A&M  
WR Jalin Hyatt, Tennessee  
Antwane Wells Jr., South Carolina  
TE Brock Bowers, Georgia  
OL O'Cyrus Torrence, Florida  
Warren McClendon, Georgia  
Darnell Wright, Tennessee  
Emil Ekiyor Jr., Alabama  
C Ricky Stromberg, Arkansas  
AP Devon Achane, Texas A&M

#### FIRST TEAM DEFENSE

DL Jalen Carter, Georgia  
Derick Hall, Auburn  
BJ Ojulari, LSU  
Byron Young, Tennessee  
LB Will Anderson Jr., Alabama  
Drew Sanders, Arkansas  
Henry To'oTo'o, Alabama  
DB Emmanuel Forbes, Mississippi State  
Chris Smith, Georgia  
Kool-Aid McKinstry, Alabama  
Jordan Battle, Alabama

#### FIRST TEAM SPECIAL TEAMS

PK Jack Podlesny, Georgia  
P Kai Kroeger, South Carolina  
RS Tulu Griffin, Mississippi State  
KOS Jake Bates, Arkansas\*  
Jack Podlesny, Georgia\*  
LS Wesley Schelling, Vanderbilt

#### SECOND TEAM OFFENSE

QB Stetson Bennett, Georgia  
RB Raheim Sanders, Arkansas  
Jahmyr Gibbs, Alabama  
WR Ladd McConkey, Georgia  
Jonathan Mingo, Ole Miss\*

Dominic Lovett, Missouri\*  
TE Darnell Washington, Georgia  
OL Nick Broeker, Ole Miss  
Javion Cohen, Alabama  
Tyler Steen, Alabama  
Jovaughn Gwyn, South Carolina\*  
Will Campbell, LSU\*  
C Sedrick Van Pran, Georgia  
AP Jahmyr Gibbs, Alabama

#### SECOND TEAM DEFENSE

DL Isaiah McGuire, Missouri  
Mekhi Wingo, LSU  
Nazir Stackhouse, Georgia  
Tyrus Wheat, Mississippi State  
LB Harold Perkins Jr., LSU  
Bumper Pool, Arkansas  
Nathaniel Watson, Mississippi State  
DB Antonio Johnson, Texas A&M  
Kelee Ringo, Georgia  
Keidron Smith, Kentucky  
Dwight McGlothorn, Arkansas

#### SECOND TEAM SPECIAL TEAMS

PK Will Reichard, Alabama  
P Nik Constantinou, Texas A&M  
RS Kool-Aid McKinstry, Alabama  
KOS Will Reichard, Alabama  
LS William Mote, Georgia\*  
Hunter Rogers, South Carolina\*

### AP SEC AWARDS

#### OFFENSIVE PLAYER OF THE YEAR

QB Hendon Hooker, Tennessee

#### DEFENSIVE PLAYER OF THE YEAR

LB Will Anderson Jr., Alabama

#### NEWCOMER OF THE YEAR

RB Quinshon Judkins, Ole Miss

#### COACH OF THE YEAR

Josh Heupel, Tennessee



**RICKY STROMBERG** became the fourth Razorback to earn the prestigious Jacobs Blocking Trophy.

### AP ALL-SEC TEAMS

#### FIRST TEAM OFFENSE

WR u-Jalin Hyatt, Tennessee  
Dominic Lovett, Missouri  
T Broderick Jones, Georgia  
Darnell Wright, Tennessee  
G O'Cyrus Torrence, Florida  
Emil Ekiyor Jr., Alabama  
C Ricky Stromberg, Arkansas  
TE u-Brock Bowers, Georgia  
QB Hendon Hooker, Tennessee  
RB u-Quinshon Judkins, Ole Miss  
u-Raheim Sanders, Arkansas  
PK Jack Podlesny, Georgia  
AP Lideatrick Griffin, Mississippi State

#### FIRST TEAM DEFENSE

DE BJ Ojulari, LSU  
Isaiah McGuire, Missouri  
DT Jalen Carter, Georgia  
Byron Young, Alabama  
LB u-Will Anderson Jr., Alabama  
Drew Sanders, Arkansas  
Harold Perkins Jr., LSU  
CB Emmanuel Forbes, Mississippi State  
Kool-Aid McKinstry, Alabama  
S Chris Smith, Georgia  
Antonio Johnson, Texas A&M  
P Kai Kroeger, South Carolina

#### SECOND TEAM OFFENSE

WR Antwane Wells Jr., South Carolina  
Will Sheppard, Vanderbilt  
T Dalton Wagner, Arkansas  
Javon Foster, Missouri  
G Beaux Limmer, Arkansas  
Ethan White, Florida  
C Sedrick Van Pran, Georgia  
TE Darnell Washington, Georgia  
QB Bryce Young, Alabama  
RB Devon Achane, Texas A&M  
Jahmyr Gibbs, Alabama  
PK Will Reichard, Alabama  
AP Jahmyr Gibbs, Alabama

#### SECOND TEAM DEFENSE

DE Derick Hall, Auburn  
Byron Young, Tennessee  
DT Mekhi Wingo, LSU  
Deone Walker, Kentucky  
LB Jamon Dumas-Johnson, Georgia  
Nathaniel Watson, Mississippi State  
Ty'Ron Hopper, Missouri  
CB Kelee Ringo, Georgia  
D.J. James, Auburn  
S Jordan Battle, Alabama  
Brian Branch, Alabama  
P Nik Constantinou, Texas A&M

\*Ties; u-Unanimous





## 1964 NATIONAL CHAMPIONS

Without question, the proudest moment in the history of Arkansas Razorback football is the 1964 national championship. Head coach Frank Broyles led his 1964 team to an undefeated 10-0 regular season record and a 10-7 Cotton Bowl victory over Nebraska.

The 1964 national championship was historic not so much for who won but for when the title was awarded.

In 1964, seven different entities named a mythical national champion. The two most notable polls to fans at the time – The Associated Press and the United Press International – did not wait until after the bowl games to award their champion. Because of that, Alabama was named the national champ by the AP, UPI and Litkenhous groups. However, the Crimson Tide went on to lose 21-17 to Texas in the Orange Bowl and finish 10-1 on the year.

Arkansas remained the only undefeated team in the country at 11-0 with its victory over Nebraska. Two groups who waited until after the bowl games to name their champion – The Football Writers Association of America and the Helms Athletic Foundation – named Broyles' Razorbacks as national champs. Notre Dame and Michigan also were honored by lesser known polls. Both the AP (1965) and UPI (1974) eventually changed their procedure, choosing to wait until after the bowls to announce their final polls.

### 1964 GAME-BY-GAME

#### ARKANSAS 14, OKLAHOMA STATE 10

SEPT. 19, 1964 • LITTLE ROCK, ARK.

- The Hogs earned 235 yards rushing including touchdown runs by Jim Lindsey and Bobby Burnett.
- Arkansas staged a 64-yard game-winning drive in the third quarter to secure the victory.

#### ARKANSAS 31, TULSA 22

SEPT. 26, 1964 • FAYETTEVILLE, ARK.

- Arkansas scored 31 straight points after trailing 14-0 midway through the first quarter.
- Arkansas All-American linebacker Ronnie Caveness returned an interception for a touchdown and recovered a fumble in the win.

#### ARKANSAS 29, TCU 6

OCT. 3, 1964 • FORT WORTH, TEXAS

- The Razorbacks intercepted TCU six times in the victory including two thefts by defensive halfback Bill Gray.
- Arkansas quarterback Fred Marshall threw for 157 yards and scored a rushing touchdown.

#### ARKANSAS 17, BAYLOR 6

OCT. 10, 1964 • LITTLE ROCK, ARK.

- Arkansas racked up 342 yards of total offense.
- The Hogs collected six Baylor turnovers including three interceptions and three fumble recoveries.



**FIRST ROW (L-R):** 1. Gary Robinson; 2. Ronnie Mac Smith; 3. Tom McKnelly; 4. Fred Marshall; 5. Jerry Welch; 6. Jim Finch; 7. Dick Hatfield; 8. Ken Hatfield; 9. Jim Lindsey; 10. Johnny Majors. **SECOND ROW:** 11. Bill Ferrell; 12. Randy Stewart; 13. Jerry Jones; 14. Mike Jordan; 15. Tommy Sain; 16. Bobby Roper; 17. Jim Williams; 18. Larry Watkins; 19. Loyd Phillips; 20. Bobby Burnett; 21. Lee Johnson; 22. Melvin Gibbs; 23. Glen Ray Hines; 24. Mike Bender; 25. Jim Mackenzie. **THIRD ROW:** 26. Lon Ferrell; 27. Merv Johnson; 28. Eddie Woodlee; 29. Martine Bercher; 30. Dick Cunningham; 31. Harry Jones; 32. Jimmy Johnson. **FOURTH ROW:** 33. Bobby Nix; 34. Richard Trail; 35. Tommy Burnett; 36. Guy Jones; 37. Joe Black; 38. Bill Gray; 39. Claud Smithey; 40. Jackie Brausuell; 41. Stu Berryhill; 42. Bobby Crockett; 43. Charles Daniel.

#### ARKANSAS 14, TEXAS 13

OCT. 17, 1964 • AUSTIN, TEXAS

- Ken Hatfield's 81-yard punt return for a touchdown set the tone for the Arkansas victory.
- Arkansas linebacker Ronnie Caveness tallied 25 tackles against the Longhorns.

#### ARKANSAS 17, WICHITA STATE 0

OCT. 24, 1964 • LITTLE ROCK, ARK.

- Arkansas blanked the Shockers in the first of its school-record-tying five straight shutouts.
- Quarterback Fred Marshall ran for a score and passed to Jim Lindsey for another in the win.

#### ARKANSAS 17, TEXAS A&M 0

OCT. 31, 1964 • COLLEGE STATION, TEXAS

- The Arkansas defense limited Texas A&M to seven yards rushing in the final 30 minutes of the game.
- Arkansas offensive halfback Jack Brasuell scored twice on the ground in the win over the Aggies.

#### ARKANSAS 21, RICE 0

NOV. 7, 1964 • FAYETTEVILLE, ARK.

- Rice snapped the ball in Arkansas territory on only one play the entire game.
- Harry Jones returned an Owls' errant pass for a 35-yard touchdown.

#### ARKANSAS 44, SMU 0

NOV. 14, 1964 • FAYETTEVILLE, ARK.

- Arkansas racked up 340 yards in total offense.
- Ken Hatfield essentially cemented his national punt return crown by returning a punt 78 yards for a touchdown against the Ponies.

#### ARKANSAS 17, TEXAS TECH 0

NOV. 21, 1964 • LUBBOCK, TEXAS

- The Razorbacks tied a school record with their fifth straight shutout.
- Bobby Roper blocked two Texas Tech field goal attempts and recovered a fumble in the regular-season finale against the Red Raiders.

#### ARKANSAS 10, NEBRASKA 7

JAN. 1, 1965 • COTTON BOWL • DALLAS, TEXAS

- The Hogs' victory coupled with a loss by Alabama in the Orange Bowl established Arkansas as the only undefeated team in the nation. Both the Football Writers Association of America and the Helms Athletic Foundation voted Arkansas the 1964 national champion.
- Arkansas trailed 7-3 before mounting an 80-yard scoring drive in the fourth quarter to secure the win and the national crown.





## NATIONAL AWARD WINNERS



### #5 DARREN McFADDEN

Little Rock, Ark.  
Running Back

2007 WALTER CAMP PLAYER OF THE YEAR  
2007 DOAK WALKER AWARD  
2007 SPORTING NEWS PLAYER OF THE YEAR  
2007 UNANIMOUS FIRST TEAM ALL-AMERICAN  
2006 DOAK WALKER AWARD  
2006 CONSENSUS FIRST TEAM ALL-AMERICAN

#### McFADDEN'S HONORS

##### 2007

- Walter Camp Player of the Year
- Doak Walker Award
- Heisman Trophy Runner-Up
- Unanimous First Team All-American (AFCA, AP, CBSSports.com, College Football News, FWAA, Phil Steele, Pro Football Weekly, Rivals.com, Sporting News, Walter Camp)
- Sporting News Player of the Year
- Maxwell Award Finalist
- SEC Coaches Offensive Player of the Year
- First Team All-SEC (AP, Coaches)

##### 2006

- Doak Walker Award
- Heisman Trophy Runner-Up
- Consensus First Team All-American (AFCA, AP, CBSSports.com, FWAA, Rivals.com, Sports Illustrated, Pro Football Weekly, Scout.com, Walter Camp)
- Walter Camp Player of the Year Finalist
- Associated Press SEC Offensive Player of the Year
- SEC Coaches Offensive Player of the Year
- First Team All-SEC (AP, Coaches)
- SEC Co-Offensive Player of the Week (Nov. 24 vs. LSU)

##### 2005

- First Team Freshman All-American (FWAA, College Football News, ESPN.com, Rivals.com, Scout.com, Sporting News)
- SEC Freshman of the Year (AP, Coaches, College Football News)
- First Team All-SEC (AP, Coaches)
- ESPN.com SEC Newcomer of the Year
- College Football News All-SEC Team
- ESPN.com All-SEC Team
- Scout.com All-SEC Team
- SEC All-Freshman Team (Coaches, Sporting News)

#### McFADDEN IN THE ARKANSAS RECORD BOOK


CATEGORY	STAT	RANK
Rushing Attempts	785	1
Rushing Yards	4,590	3
Rushing Touchdowns	41	2
100-Yard Rushing Games	22	1



## COLLEGE FOOTBALL IS BACK!

36 PACKED PREVIEW PAGES... AND ONLY 3 ON USC

PLUS: NASCAR'S NEW JUNIOR • TOTALLY CRUSHIN' ON THE NINERS • THE FANTASY CHEAT SHEET YOU CAN'T LIVE WITHOUT (BUT YOU CAN TEAR OUT)



PRIZE HOG DARREN McFADDEN







## NATIONAL AWARD WINNERS

### McFADDEN'S CAREER STATISTICS

	RUSHING				RECEIVING			PASSING					KICKOFF RETURNS			
	G/GS	ATT	YARDS	TD	REC	YARDS	TD	COMP	ATT	YARDS	TD	INT	NO.	YARDS	TD	LONG
2005	11/8	176	1,113	11	14	52	0	1	2	13	0	0	12	348	0	81
2006	14/14	284	1,647	14	11	149	1	7	9	69	3	1	10	262	1	92
2007	13/12	325	1,830	16	21	164	1	6	11	123	4	0	16	316	0	33
<b>TOTAL</b>	<b>38/34</b>	<b>785</b>	<b>4,590</b>	<b>41</b>	<b>46</b>	<b>365</b>	<b>2</b>	<b>14</b>	<b>22</b>	<b>205</b>	<b>7</b>	<b>1</b>	<b>38</b>	<b>926</b>	<b>1</b>	<b>92</b>

**COLLEGE FOOTBALL PREVIEW**  
SCOUTING REPORTS P. 86  
CONFERENCE CHAMPS

**SI'S TOP 10**

1. USC
2. LSU
3. FLORIDA
4. WEST VIRGINIA
5. LOUISVILLE
6. MICHIGAN
7. VIRGINIA TECH
8. TEXAS
9. OKLAHOMA
10. WISCONSIN

**THE YEAR OF THE RUNNING BACK**

**ARKANSAS**  
The No.1 Back in the Land

RAZORBACK  
Darren McFadden

AUGUST 20, 2007



### McFADDEN'S QUICK HITS

- Ranks second on the SEC career rushing list with 4,590 yards.
- Only the second two-time winner of the Doak Walker Award (Ricky Williams, Texas, 1997-98).
- One of only three players in conference history to rush for 1,000 yards in his freshman, sophomore and junior seasons, along with former Razorback Alex Collins and Georgia great Herschel Walker.
- Averaged 120.8 yards rushing per game during his career, which ranks third all-time in the SEC.
- Ranks second in the SEC in career all-purpose yards with 5,881 and third in career yards per game average with 154.8.
- Ranks fourth in SEC single-season all-purpose yardage with 2,310 in 2007.
- Owns the two highest rushing totals in school history, with 1,830 yards in 2007 and 1,647 yards in 2006.
- Rushed for 100 yards or more a school-record 22 times in 38 career games, including 10 of 13 games in 2007.
- Averaged 129.8 yards per game in his career against ranked opponents (2,337 in 18 games).
- Boasted a rushing average of 120.8 per game in his Razorback career, including a 130.9 yard average in SEC games.





## NATIONAL AWARD WINNERS



### #31 GRANT MORGAN

Greenwood, Ark.  
Linebacker

#### 2021 BURLSWORTH TROPHY

#### MORGAN'S HONORS

##### 2021

- Burlsworth Trophy
- Jason Witten Collegiate Man of the Year Finalist

##### 2020

- Second Team All-American (Walter Camp Foundation, AFCA)
- Third Team All-American (Phil Steele)
- First Team All-SEC (AP, Coaches)
- Burlsworth Trophy Finalist



#### MORGAN'S CAREER STATISTICS

DEFENSE	G/GS	U-A-T	TFL	SACK	FF/FR	INT
2017	12/0	22-16-38	3.5	1.0	1/0	0
2018	12/0	8-16-24	2.5	0.0	0/0	0
2019	12/0	9-30-39	3.0	1.0	0/0	0
2020	9/9	40-71-111	7.5	2.0	0/0	1
2021	13/13	41-60-101	7.0	0.5	0/0	1
<b>TOTAL</b>	<b>58/22</b>	<b>120-193-313</b>	<b>23.5</b>	<b>4.5</b>	<b>1/0</b>	<b>2</b>

#### MORGAN'S QUICK HITS

- Earned the first Burlsworth Trophy in school history. Award is named for Razorback legend Brandon Burlsworth and is given annually to the nation's best player that started his career as a walk-on.
- Led a trio of linebackers who all surpassed the 100-tackle mark in 2021.
- In 2021, helped lead Arkansas to four trophies in a single season for the first time in school history, capturing the Southwest Classic, Golden Boot, Battle Line Rivalry and Outback Bowl trophies.
- Became the 16th Razorback in history to be named a Walter Camp Football Foundation All-American (second team) in 2020 along with a second-team All-American by AFCA and third-team by Phil Steele.
- Named a first-team All-SEC linebacker by both the AP and league coaches in 2020.
- Posted back-to-back 100-tackle seasons, including 111 in nine games during the pandemic-shortened season of 2020.
- His 12.3 tackles per game in 2020 led the nation.







## NATIONAL AWARD WINNERS



### #45 D.J. WILLIAMS

Little Rock, Ark.  
Tight End

2010 JOHN MACKEY AWARD  
2010 DISNEY SPIRIT AWARD

#### WILLIAMS' HONORS

##### 2010

- John Mackey Award
- Disney Spirit Award
- Second Team All-American (Scout.com, Sports Illustrated)
- Third Team All-American (AP)
- First Team All-SEC (AP, Coaches)

##### 2008

- First Team All-SEC (AP)

##### 2007

- SEC All-Freshman Team



#### WILLIAMS' QUICK HITS

- Named the first Mackey Award winner in Arkansas history after becoming the school's first semifinalist in 2008.
- Finished the 2010 season with a team-leading 54 receptions for 627 yards and a career-high four touchdowns.
- Named to the All-SEC first team in 2010 after helping the Razorbacks be the only team in the country with a 3,000-yard passer, a 1,000-yard rusher and five 600-yard receivers.
- Finished his career with 152 receptions, at the time the second-highest total in school history and the most by a non-wide receiver; 1,855 receiving yards, which ranked eighth on the school's all-time list; and 10 touchdowns.
- Totaled three 100-yard receiving games in 2008, which is the most by a non-wide receiver in a season in school history.
- Tied with fellow tight end Hunter Henry for the most 100-yard receiving games by a non-wide receiver for a career in school history with four.



#### WILLIAMS' CAREER STATISTICS

RECEIVING	G/GS	REC.	YDS.	AVG.	TD	LG
2007	13/2	5	94	18.8	0	28
2008	12/8	61	723	11.9	3	76
2009	13/9	32	411	12.8	3	69
2010	13/13	54	627	11.6	4	46
<b>TOTAL</b>	<b>51/32</b>	<b>152</b>	<b>1,855</b>	<b>12.2</b>	<b>10</b>	<b>76</b>







## NATIONAL AWARD WINNERS



### #84 HUNTER HENRY

Little Rock, Ark.  
Tight End

2015 JOHN MACKEY AWARD

2015 CONSENSUS FIRST TEAM ALL-AMERICAN

#### HENRY'S HONORS

##### 2015

- John Mackey Award
- Consensus First Team All-American (AFCA, AP, Athlon, ESPN.com, Phil Steele, Sporting News, USA Today, Walter Camp)
- Second Team All-American (Sports Illustrated)
- First Team All-SEC (AP, Coaches, Athlon, Phil Steele, ESPN.com, USA Today)

##### 2014

- Second Team All-SEC (Coaches)
- All-SEC Honorable Mention (AP)
- CFPA Tight End of the Week Honorable Mention (Nov. 1)

##### 2013

- Freshman All-American (FWAA, Sporting News, Athlon, Phil Steele, College Football News)
- Second Team All-SEC (AP, Athlon, Phil Steele)
- SEC All-Freshman Team



#### HENRY'S CAREER STATISTICS

RECEIVING	G/GS	REC.	YDS.	AVG.	TD	LG
2013	12/7	28	409	14.6	4	52
2014	12/8	61	723	11.9	3	76
2015	13/13	51	739	14.5	3	51
<b>TOTAL</b>	<b>37/28</b>	<b>149</b>	<b>1,871</b>	<b>12.6</b>	<b>10</b>	<b>52</b>



#### HENRY'S QUICK HITS

- Became the second Razorback to win the John Mackey Award – awarded annually to the most outstanding tight end in college football – joining D.J. Williams (2010) and making Arkansas the only school to produce multiple winners.
- Totaled four 100-yard receiving games, equaling Williams' program record by a tight end.
- 93 of his 116 career receptions resulted in a first down or touchdown, for a conversion rate of 80 percent.
- His receptions on third down passing plays resulted in a first down or touchdown 97.4 percent of the time (36 first downs, two touchdowns).
- Led all FBS tight ends with 739 yards receiving on 51 receptions in 2015.
- Did not drop a single pass during the 2015 season.
- Topped SEC tight ends in first down catches each of his three seasons.





## NATIONAL AWARD WINNERS



### #3 JOE ADAMS

Little Rock, Ark.  
Wide Receiver

2011 JOHNNY "THE JET" RODGERS AWARD  
2011 CONSENSUS ALL-AMERICAN

#### ADAMS' HONORS

##### 2011

- Johnny "The Jet" Rodgers Award
- First Team All-American (Pro Football Weekly, FWAA, Sporting News)
- Second Team All-American (AP, Sports Illustrated, Walter Camp, Phil Steele)
- First Team All-SEC (AP, Coaches)
- SEC Special Teams Player of the Year
- Paul Hornung Award Finalist
- Best Play ESPY Award Winner for his 60-yard punt return touchdown vs. Tennessee
- SEC Special Teams Player of the Week (Sept. 3)

##### 2010

- Second Team All-SEC (AP)



#### ADAMS' QUICK HITS

- Recorded four punt return touchdowns and averaged 16.89 yards per return in 2011.
- His touchdown total tied the single-season SEC record; his average led the conference, ranked second in the NCAA and was the fourth-highest average in school history.
- Tied an SEC record with two punt return touchdowns in a game, a feat he accomplished in the season opener vs. Missouri State while breaking the Arkansas single-game punt return yardage record with 174.
- Concluded his career with five punt return touchdowns, tied for third in SEC history, and an average of 15.83 yards per punt return that ranks second all-time at Arkansas.
- Ranks third on Arkansas' all-time career receptions list with 164.
- Fifth in school history with 2,410 career receiving yards, seven career 100-yard receiving games and 17 career receiving touchdowns.

#### ADAMS' CAREER STATISTICS

	G/GS	RECEIVING				PUNT RETURNS				KICKOFF RETURNS			
		REC	YARDS	TD	LG	NO.	YARDS	AVG.	TD	NO.	YARDS	AVG.	TD
2008	12/7	31	377	1	33	0	0	0.0	0	1	20	20.0	0
2009	10/7	29	568	7	78	1	0	0.0	0	2	41	20.5	0
2010	12/4	50	813	6	85	16	249	15.6	1	4	63	15.8	0
2011	13/11	54	652	3	67	19	321	16.9	4	0	0	0	0
<b>TOTAL</b>	<b>47/29</b>	<b>164</b>	<b>2,410</b>	<b>17</b>	<b>85</b>	<b>36</b>	<b>570</b>	<b>15.8</b>	<b>5</b>	<b>7</b>	<b>124</b>	<b>17.7</b>	<b>0</b>





## NATIONAL AWARD WINNERS



### #63 JONATHAN LUIGS

Little Rock, Ark.  
Tight End

2007 RIMINGTON TROPHY

2007 CONSENSUS FIRST TEAM ALL-AMERICAN

#### LUIGS' HONORS

##### 2007

- Rimington Trophy
- Jacobs Blocking Trophy
- Consensus First Team All-American (FWAA, CBSSports.com, College Football News, Phil Steele, Rivals.com, Sporting News, Walter Camp)
- Second Team All-American (AP)
- First Team All-SEC (AP, Coaches)

##### 2006

- Rimington Trophy Finalist
- Third Team All-American (AP)
- First Team All-SEC (AP, Coaches)

##### 2005

- SEC All-Freshman Team



#### LUIGS' QUICK HITS

- Helped Arkansas lead the SEC and rank fourth in the nation in rushing (286.5), rank 17th in total offense (450.0) and 13th in scoring (37.3) in 2007.
- Helped clear the way for Darren McFadden, the Heisman Trophy runner-up and Doak Walker Award winner, to rush for 1,830 yards and 16 touchdowns and for All-American Felix Jones, who ran for 1,162 yards and 11 scores in 2007.
- In 2007, Arkansas set school records with 3,750 rushing yards on the season and ranked fourth in the nation, with 5,850 yards of total offense, and in scoring with 485 total points and 37.3 points per game.
- Led the offensive line with a 90.4 percent grade average including team-leading averages in run (86.1 percent) and pass (96.9 percent) blocking in 2007.
- Helped Arkansas lead the SEC and rank fourth in the nation in rushing.







## NATIONAL AWARD WINNERS



### #70 LOYD PHILLIPS

Longview, Texas  
Tackle

1966 OUTLAND TROPHY

1966 CONSENSUS FIRST TEAM ALL-AMERICAN

1965 CONSENSUS FIRST TEAM ALL-AMERICAN

#### PHILLIPS' HONORS

1966

- Outland Trophy
- Consensus First Team All-American (AFCA, AP, FWAA, Sporting News, Walter Camp)
- First Team All-SWC

1965

- Consensus First Team All-American (AFCA, AP, Walter Camp)
- First Team All-SWC

1964

- First Team All-SWC



#### PHILLIPS' QUICK HITS

- Finished his career with 304 tackles, including a 22-tackle performance against Tulsa.
- Made 100 stops in 1965 and 97 in 1966.



### #64 BILL "BUD" BROOKS

Wynne, Ark.  
Guard/Defensive Tackle

1954 OUTLAND TROPHY

1954 CONSENSUS FIRST TEAM ALL-AMERICAN

#### BROOKS' HONORS

1954

- Outland Trophy
- Consensus First Team All-American (AFCA, AP, FWAA, Walter Camp)
- First Team All-SWC

#### BROOKS' QUICK HITS

- Helped the Hogs win the SWC championship with an 8-3 record and earn a trip to the 1955 Cotton Bowl against Georgia Tech.
- MVP of the south team in the Senior Bowl.





## ALL-AMERICANS

### FIRST TEAM

1929	Wear Schoonover, End.....	GR, NYS
1936	Jack Robbins, QB .....	AABF
1937	Jim Benton, End.....	NANA
1948	Clyde Scott, TB .....	AFCA, AP
1954	Bud Brooks, OG/DT.....	AFCA, AP, FWAA, WC
1959	Jim Mooty, Back.....	AP
1960	Wayne Harris, LB.....	FWAA
1961	Lance Alworth, Back.....	FWAA
1962	Billy Moore, QB .....	FWAA
1963	Ronnie Caveness, LB.....	FN
1964	Ronnie Caveness, LB.....	AFCA, AP, FWAA, NEA, SN
1965	Glen Ray Hines, OT.....	AFCA, AP, FWAA, WC
	Bobby Crockett, End .....	FWAA
	Loyd Phillips, DT .....	AFCA, AP, WC
1966	Martine Bercher, S.....	AFCA, UPI
	Loyd Phillips, DT .....	AFCA, AP, FWAA, SN, WC
1968	Jim Barnes, OG.....	AP
1969	Rodney Brand, C.....	AP, FWAA, WC
	Cliff Powell, LB.....	AFCA
	Chuck Dicus, End.....	AFCA
1970	Bruce James, DE.....	FWAA
	Dick Bumpas, DT.....	AP
	Chuck Dicus, End.....	AFCA, AP, WC
	Bill McClard, K.....	AFCA
1971	Bill McClard, K.....	FWAA, SN
1976	Steve Little, K/P.....	AFCA
1977	Leotis Harris, OG.....	AFCA, AP, WC
	Steve Little, K/P.....	AFCA, FWAA, SN
1978	Dan Hampton, DT.....	AFCA
	Jimmy Walker, DT.....	FWAA
1979	Greg Kolenda, OT.....	AFCA, AP, FWAA, WC
1981	Bruce Lahay, K/P.....	FWAA
	Billy Ray Smith Jr., DE.....	AFCA, AP, FWAA, SN, WC
1982	Steve Korte, OG.....	AFCA, AP, FWAA, SN
	Billy Ray Smith Jr., DE.....	AFCA, AP, FWAA, SN, WC
1983	Ron Fautrot, DE.....	UPI
1986	Greg Horne, P.....	AFCA
1987	Tony Cherico, NG.....	AFCA
1988	Wayne Martin, DT.....	AP, FWAA, SN
	Kendall Trainor, K.....	AFCA, AP, SN, WC
1989	Jim Mabry, OT.....	AFCA, AP, WC
1998	Brandon Burlsworth, OG.....	FN
2001	Jermaine Petty, LB.....	AAFF, AFCA
2002	Ken Hamlin, FS.....	CFN
	Shawn Andrews, OT.....	AFCA, CFN, CNNSI, ESPN.com, FWAA, SN
2003	Shawn Andrews, OT.....	AFCA, AP, CFN, CNNSI, ESPN.com, FWAA, SN, WC
2005	Felix Jones, KR/RB.....	CFN
2006	Darren McFadden, RB.....	AFCA, AP, CBS, FWAA, PFW, SI, Scout, WC
2007	Jonathan Luigs, C.....	CBS, CFN, FWAA, PS, Rivals, SN, WC
	Felix Jones, KR/RB.....	PS, Rivals, Scout, WC
	Darren McFadden, RB.....	AFCA, AP, CBS, CFN, FWAA, PFW, PS, Rivals, SN, WC
2011	Joe Adams, PR/AP.....	PFW, FWAA, SN
2013	Travis Swanson, C.....	USA Today
2015	Hunter Henry, TE.....	AFCA, AP, Athlon, ESPN.com, PS, SN, USA Today, WC
	Sebastian Tretola, OG.....	SI
2016	Frank Ragnow, OL.....	PFF
2017	Frank Ragnow, OL.....	CBS, PFF
2022	Drew Sanders, LB.....	AP



A first-team All-American and the nation's top-graded center by Pro Football Focus in 2016 and 2017, **FRANK RAGNOW** was a three-year starter for the Razorbacks and team captain as a senior. He played in 42 games with 33 consecutive starts, participating in 2,603 snaps and never allowing a sack.

### OTHER ALL-AMERICANS

1929	Wear Schoonover, End.....	2nd (UPI), 3rd (AP, INS)
1937	Jim Benton, End.....	2nd (ChP), 3rd (AP, CP)
1959	Jim Mooty, Back.....	3rd (NEA)
1979	Ish Ordenez, K.....	2nd (UPI)
1998	Brandon Burlsworth, OG.....	2nd (AP)
1999	Kenoy Kennedy, FS.....	3rd (AP)
	Anthony Lucas, SE.....	3rd (AP)
2006	Jonathan Luigs, C.....	3rd (AP)
	Stephen Parker, OG.....	2nd (SN)
	Tony Ugoh, OT.....	2nd (Rivals), 3rd (AP)
2007	Felix Jones, KR/RB.....	2nd (AP)
	Jonathan Luigs, C.....	2nd (AP)
	Robert Felton, OG.....	2nd (AP, PS, Rivals)
2010	D.J. Williams, TE.....	2nd (Scout, SI), 3rd (AP)
2011	Joe Adams, PR/AP.....	2nd (AP, PS, SI, WC)
2012	Cobi Hamilton, WR.....	3rd (AP, PS)
2013	Travis Swanson, C.....	2nd (CSM), 4th (PS)
2015	Alex Collins, RB.....	3rd (Athlon), 4th (PS)
	Hunter Henry, TE.....	2nd (SI)
	Sebastian Tretola, OG.....	2nd (AP, Athlon, SN)
2016	Frank Ragnow, OL.....	4th (PS)
	Dan Skipper, OL.....	2nd (AFCA)
2017	Frank Ragnow, OL.....	2nd (FWAA, PS), 3rd (AP)
2020	Grant Morgan, LB.....	2nd (WC, AFCA), 3rd (PS)
	Jalen Catalon, DB.....	3rd (PS)
2021	Montaric Brown, DB.....	3rd (PS)
	Treyton Burks, WR.....	2nd (PFF)
	Bumper Pool, LB.....	3rd (PS)
2022	Drew Sanders, LB.....	2nd (AFCA, FWAA, SN, WC)
	Beaux Limmer, OL.....	3rd (PFF)





## ALL-AMERICANS

### CONSENSUS

#### ALL-AMERICANS

1948	Clyde Scott, Back
1954	Bud Brooks, OG/DT*
1965	Glen Ray Hines, OT Lloyd Phillips, DT
1966	Lloyd Phillips, DT*
1968	Jim Barnes, OG
1969	Rodney Brand, C
1970	Dick Bumpas, DT
1977	Leotis Harris, OG Steve Little, K/P
1979	Greg Kolenda, OT*
1981	Billy Ray Smith Jr., DE*
1982	Steve Korte, OG* Billy Ray Smith Jr., OG*
1988	Wayne Martin, DT Kendall Trainor, K
1989	Jim Mabry, OT
2002	Shawn Andrews, OT
2003	Shawn Andrews, OT*
2006	Darren McFadden, RB
2007	Jonathan Luigs, C Felix Jones, KR/RB Darren McFadden, RB*
2011	Joe Adams, PR/AP
2015	Hunter Henry, TE
2022	Drew Sanders, LB*

\*indicates unanimous selection



A finalist for the Outland Trophy and Lombardi Award as a junior in 2003, **SHAWN ANDREWS** was also named the SEC's Offensive Player of the Year by College Football News and won the Jacobs Blocking Trophy as the SEC's best blocker for the second straight season.



In addition to winning the 2015 John Mackey Award, **HUNTER HENRY** earned first-team All-America nods from four of the five outlets used to determine which players receive consensus status – AFCA, Associated Press, The Sporting News and the Walter Camp Football Foundation.

### AWARDS

#### ORGANIZATIONS LEGEND

<b>AABF</b>	All-America Board of Football
<b>AAFF</b>	All-American FB Foundation
<b>AFCA</b>	American FB Coaches Association
<b>AP</b>	Associated Press
<b>CBS</b>	CBSSports.com
<b>CFN</b>	College Football News
<b>ChP</b>	Charles Parker
<b>CNN SI</b>	CNN Sports Illustrated
<b>CP</b>	Central Press
<b>FN</b>	Football News
<b>FWAA</b>	Football Writers Association of America
<b>GR</b>	Grantland Rice
<b>INS</b>	International News Service
<b>NANA</b>	North American Newspaper Alliance
<b>NEA</b>	Newspaper Enterprise Association
<b>NYS</b>	New York Sun
<b>PFF</b>	Pro Football Focus
<b>PFW</b>	Pro Football Weekly
<b>PS</b>	Phil Steele College Football
<b>SI</b>	Sports Illustrated
<b>SN</b>	Sporting News
<b>UPI</b>	United Press International
<b>WC</b>	Walter Camp Foundation





## ALL-SEC SELECTIONS

### FIRST TEAM

<b>1992</b>	Kirk Botkin, TE.....Coaches
	Pete Raether, P.....AP
<b>1993</b>	Henry Ford, DE.....AP, Coaches
	Orlando Watters, CB.....Coaches
<b>1995</b>	Madre Hill, RB.....AP, Coaches
	Mark Smith, LB.....AP, Coaches
	Steven Conley, DE.....Coaches
<b>1998</b>	Brandon Burlsworth, OG.....AP, Coaches
	Melvin Bradley, NG.....Coaches
	Zac Painter, S.....AP, Coaches
<b>1999</b>	Anthony Lucas, WR.....AP
	Kenoy Kennedy, FS.....Coaches
<b>2000</b>	Quinton Caver, LB.....AP, Coaches
<b>2001</b>	Jermaine Petty, LB.....AP
	Ken Hamlin, FS.....AP
<b>2002</b>	Fred Talley, RB.....Coaches
	Ken Hamlin, FS.....AP, Coaches
	Shawn Andrews, OT.....AP, Coaches
<b>2003</b>	Ahmad Carroll, CB.....Coaches
	Cedric Cobbs, RB.....AP, Coaches

	Shawn Andrews, OT.....AP, Coaches
	Tony Bua, LB/FS.....Coaches
<b>2004</b>	Jeb Huckeba, DE.....Coaches
<b>2005</b>	Darren McFadden, RB.....AP, Coaches
<b>2006</b>	Chris Houston, CB.....AP
	Darren McFadden, RB.....AP, Coaches
	Jamaal Anderson, DE.....AP, Coaches
	Jonathan Luigs, C.....AP, Coaches
	Keith Jackson, DT.....AP
	Sam Olajubutu, LB.....AP, Coaches
	Tony Ugoh, OT.....AP, Coaches
	Zac Tubbs, OT.....Coaches
<b>2007</b>	Darren McFadden, RB.....AP, Coaches
	Felix Jones, RB/KR.....AP, Coaches
	Jonathan Luigs, C.....AP, Coaches
	Mitch Petrus, OG.....Coaches
	Robert Felton, OG.....AP, Coaches
<b>2008</b>	D.J. Williams, TE.....AP
<b>2009</b>	Mitch Petrus, OG.....AP, Coaches
<b>2010</b>	D.J. Williams, TE.....AP, Coaches
	DeMarcus Love, OT.....AP, Coaches

	Knile Davis, RB.....AP
<b>2011</b>	Jake Bequette, DE.....Coaches
	Jarius Wright, WR.....AP, Coaches
	Joe Adams, WR/PR.....AP, Coaches
	Tyler Wilson, QB.....AP, Coaches
<b>2012</b>	Cobi Hamilton, WR.....AP, Coaches
<b>2013</b>	Travis Swanson, C.....AP
<b>2014</b>	Martrell Spaight, LB.....AP, Coaches
<b>2015</b>	Hunter Henry, TE.....AP, Coaches
	Sebastian Tretola, OG.....AP, Coaches
<b>2016</b>	Dan Skipper, OL.....AP, Coaches
	Rawleigh Williams III, RB.....AP
<b>2020</b>	Jalen Catalon, S.....AP
	Grant Morgan, LB.....AP, Coaches
<b>2021</b>	Montaric Brown, CB.....Coaches
	Treyton Burks, WR.....AP, Coaches
<b>2022</b>	Jake Bates, KOS.....Coaches
	Drew Sanders, LB.....AP, Coaches
	Raheim Sanders, RB.....AP
	Ricky Stromberg, C.....AP, Coaches



**KEN HAMLIN** left as Arkansas' record holder for career tackles with 381. In 2000, he became the first Razorback freshman to lead the team in tackles. He was named a first-team All-American in 2002 and a two-time All-SEC first team (2001, '02) choice.



**JARIUS WRIGHT** became one of three Razorback wide receivers to top the 1,000-yard plateau in a single season when he totaled 1,117 receiving yards in 2011. He finished his career as Arkansas' all-time leading receiver, with 2,934 yards.



In 2013, **ALEX COLLINS** became the first freshman in SEC history to begin his career with three straight 100-yard rushing games and the first true freshman in the FBS to do that since Oklahoma's Adrian Peterson in 2004.





## ALL-SEC SELECTIONS

### SECOND TEAM

<b>1992</b>	Kirk Botkin, TE.....AP
	Pete Raether, P.....Coaches
	Orlando Watters, CB.....Coaches
<b>1993</b>	Kirk Botkin, TE.....AP
	Isaac Davis, OG.....Coaches
<b>1995</b>	Tracy Cantlope, CB.....Coaches
	Steven Conley, DE.....AP
	Verl Mitchell, OG.....AP, Coaches
	Junior Soli, NG.....AP, Coaches
<b>1996</b>	Melvin Bradley, NG.....Coaches
	Russ Brown, OG.....Coaches
	C.J. McLain, DE.....Coaches
<b>1997</b>	Melvin Bradley, NG.....AP, Coaches
	Brandon Burlsworth, OG.....AP, Coaches
<b>1998</b>	Melvin Bradley, NG.....AP
	Kenoy Kennedy, FS.....AP
	Todd Latourette, K.....AP, Coaches
	Anthony Lucas, WR.....AP, Coaches
	C.J. McLain, DE.....AP
	Clint Stoerner, QB.....AP
<b>1999</b>	David Barrett, CB.....AP, Coaches
	Joe Dean Davenport, TE.....Coaches
	Kenoy Kennedy, FS.....AP
	Anthony Lucas, WR.....Coaches
	Clint Stoerner, QB.....AP
	Bobbie Williams, OT.....Coaches
<b>2000</b>	Richie Butler, P.....AP, Coaches
<b>2001</b>	Shawn Andrews, OT.....AP
	Tony Bua, LB/FS.....AP
	Carlos Hall, DE.....AP
	Kenny Sandlin, C.....AP
	Fred Talley, RB.....Coaches
<b>2002</b>	Tony Bua, LB/FS.....AP, Coaches
	Ahmad Carroll, CB.....Coaches
	Fred Talley, RB.....AP
<b>2003</b>	Tony Bua, LB/FS.....AP
	Caleb Miller, LB.....AP, Coaches
	Jason Peters, TE.....Coaches
	George Wilson, SE.....AP
<b>2004</b>	Matt Jones, QB.....Coaches
<b>2005</b>	Keith Jackson, DT.....AP
	Felix Jones, RB/KR.....Coaches
	Sam Olajubutu, LB.....AP
	Kyle Roper, C.....AP
<b>2006</b>	Felix Jones, RB/KR.....AP, Coaches
	Stephen Parker, OG.....AP
<b>2007</b>	Nate Garner, OT.....AP, Coaches
	Michael Grant, FS.....AP, Coaches
	Marcus Harrison, DT.....AP
	Matt Hewitt, SS.....AP
<b>2008</b>	Jeremy Davis, P.....AP
	Jonathan Luigs, C.....AP, Coaches
	Malcolm Sheppard, DE.....AP, Coaches
	Michael Smith, RB.....AP, Coaches
	D.J. Williams, TE.....Coaches
<b>2009</b>	Joe Adams, WR/PR.....AP
	Ryan Mallett, QB.....AP, Coaches
	Malcolm Sheppard, DE.....AP, Coaches

	D.J. Williams, TE.....Coaches
<b>2010</b>	Jake Bequette, DE.....AP, Coaches
	Knile Davis, RB.....Coaches
	Jerry Franklin, LB.....Coaches
	Ryan Mallett, QB.....AP, Coaches
	Tramain Thomas, S.....AP
<b>2011</b>	Alvin Bailey, OG.....AP, Coaches
	Dylan Breeding, P.....AP, Coaches
	Jerry Franklin, LB.....AP, Coaches
	Dennis Johnson, RB.....AP
<b>2012</b>	Dylan Breeding, P.....AP, Coaches
	Travis Swanson, C.....AP
<b>2013</b>	Trey Flowers, DE.....Coaches
	Hunter Henry, TE.....AP
	Zach Hocker, K.....AP
	Chris Smith, DE.....Coaches
	Travis Swanson, C.....Coaches
<b>2014</b>	Trey Flowers, DE.....Coaches
	Hunter Henry, TE.....Coaches
	Darius Philon, DT.....AP
	Jonathan Williams, RB.....AP
<b>2015</b>	Dan Skipper, OT.....AP, Coaches
	Alex Collins, RB.....AP, Coaches
	Drew Morgan, WR.....AP
<b>2016</b>	Frank Ragnow, OL.....AP
	Rawleigh Williams III, RB.....Coaches
<b>2017</b>	Frank Ragnow, OL.....AP
	De'Jon Harris, LB.....AP
<b>2018</b>	Hjalte Froholdt, OL.....AP
	De'Jon Harris, LB.....AP
<b>2019</b>	Treyton Burks, KR/PR.....Coaches
	De'Jon Harris, LB.....AP
<b>2020</b>	Treyton Burks, WR.....AP, Coaches
	Jalen Catalon, S.....Coaches
	Jonathan Marshall, DL.....AP
	Bumper Pool, LB.....Coaches
<b>2021</b>	Bumper Pool, LB.....AP, Coaches
	Ricky Stromberg, C.....AP
<b>2022</b>	Beaux Limmer, OG.....AP
	Dwight McGlothorn, LB.....Coaches
	Bumper Pool, LB.....Coaches
	Raheim Sanders, RB.....Coaches
	Dalton Wagner, OT.....AP

### ALL-FRESHMEN

<b>1992</b>	Oscar Malone, RB
<b>1993</b>	Don Struebing, C
	Mark Smith, LB
<b>1994</b>	Matt Wait, P
<b>1995</b>	Anthony Lucas, WR
	Russ Brown, OL
<b>1996</b>	D.J. Cooper, DL
<b>1997</b>	Randy Garner, LB
	Quentin Caver, LB
<b>1998</b>	Carlos Hall, DL
	Orlando Green, DB
<b>1999</b>	Cedric Cobbs, RB
	Richie Butler, P
<b>2000</b>	Richard Smith, WR

	Caleb Miller, LB
	Ken Hamlin, DB
<b>2001</b>	Shawn Andrews, OL
	Jeb Huckeba, LB
	Ahmad Carroll, DB
<b>2004</b>	Marcus Monk, WR
	Robert Felton, OL
	Matt Gilbow, OL
	Jeremy Davis, P
<b>2005</b>	Jonathan Luigs, OL
	Casey Dick, QB
	Darren McFadden, RB*
	Freddie Fairchild, LB
	Felix Jones, RS
<b>2006</b>	Ben Cleveland, TE
	Damian Williams, WR
	Wendel Davis, LB
<b>2007</b>	D.J. Williams, TE
	Damario Ambrose, DL
	Freddy Burton, LB
	Alex Tejada, PK
<b>2008</b>	Grant Cook, OL
	Jake Bequette, DL
	Zach Stadther, DL
	Jerry Franklin, LB
	Dennis Johnson, RS
<b>2009</b>	Tenarius Wright, DL
<b>2010</b>	Alvin Bailey, OL
	Travis Swanson, C
	Byran Jones, DL
	Zach Hocker, PK
<b>2011</b>	Trey Flowers, DL
	Tevin Mitchell, DB
	Marquel Wade, RS
<b>2012</b>	A.J. Turner, LB
	Otha Peters, LB
	Rohan Gaines, DB
<b>2013</b>	Hunter Henry, TE
	Denver Kirkland, OL
	Alex Collins, RB*
	Darius Philon, DL
<b>2014</b>	Frank Ragnow, C
<b>2015</b>	Dre Greenlaw, LB
	Rawleigh Williams III, RB
<b>2016</b>	McTelvin Agim, DL
	De'Jon Harris, LB
<b>2017</b>	De'Vion Warren, RS
<b>2019</b>	Treyton Burks, WR
<b>2020</b>	Jalen Catalon, S
	Hudson Henry, TE
	Brady Latham, OL
<b>2021</b>	Cam Little, K
	Raheim Sanders, RB
<b>2022</b>	Chris Paul Jr., LB
	Quincey McAdoo, DB
	Eli Stein, LS

\*Freshman of the Year





## SEC WEEKLY AWARDS

### OFFENSIVE

- 1992** Todd Wright (Oct. 10)  
**1995** Madre Hill (Sept. 9)  
 Madre Hill (Sept. 30)  
 Madre Hill (Oct. 28)  
**1999** Clint Stoerner (Oct. 30)  
 Clint Stoerner (Co) (Nov. 13)  
**2002** Fred Talley (Oct. 14)  
**2003** Cedric Cobbs (Sept. 6)  
 Cedric Cobbs (Sept. 27)  
**2006** Darren McFadden (Co) (Nov. 24)  
**2007** Darren McFadden (Nov. 3)  
 Casey Dick (Nov. 17)  
 Darren McFadden (Nov. 23)  
**2008** Michael Smith (Oct. 11)  
 Casey Dick (Nov. 1)  
**2009** Ryan Mallett (Nov. 7)  
 Ryan Mallett (Nov. 21)  
**2010** Ryan Mallett (Sept. 18)  
 Ryan Mallett (Oct. 30)  
 Knile Davis (Nov. 6)  
**2011** Tyler Wilson (Co) (Oct. 1)  
 Jarius Wright (Co) (Oct. 1)  
 Dennis Johnson (Oct. 22)  
 Tyler Wilson (Nov. 19)  
**2012** Cobi Hamilton (Co) (Sept. 22)  
**2014** Alex Collins (Sept. 13)  
**2015** Brandon Allen (Nov. 7)  
**2016** Austin Allen (Sept. 10)  
 Rawleigh Williams III (Oct. 15)  
 Rawleigh Williams III (Co) (Nov. 5)  
 Rawleigh Williams III (Nov. 19)  
**2021** Treyton Burks (Sept. 27)  
 Treyton Burks (Nov. 29)  
**2022** Raheim Sanders (Oct. 31)  
 Raheim Sanders (Nov. 22)

### DEFENSIVE

- 1992** Orlando Watters (Sept. 12)  
 Kelvin Knight (Oct. 10)  
**1993** Darwin Ireland (Oct. 2)  
 Orlando Watters (Nov. 27)  
**1995** Mark Smith (Sept. 16)  
 Steven Conley (Nov. 4)  
**1998** Jeromy Flowers (Sept. 26)  
 Kenoy Kennedy (Nov. 7)  
 David Barrett (Nov. 28)  
**2000** Quinton Caver (Sept. 23)  
 Quinton Caver (Nov. 16)  
 Quinton Caver (Nov. 23)  
**2001** Ken Hamlin (Sept. 1)  
 Jermaine Petty (Nov. 3)  
**2002** Tony Bua (Sept. 9)  
 Ken Hamlin (Dec. 2)  
**2003** Caleb Miller (Sept. 13)  
 Arrion Dixon (Nov. 1)  
 Tony Bua (Nov. 8)  
**2006** Randy Kelly (Sept. 23)  
 Chris Houston (Nov. 18)



The first player in program history to win SEC Defensive Player of the Week multiple times in a season, **QUINTON CAVER** earned the honors three times in 2000. His final weekly honor in 2000 came after a 14-3 win over No. 24 LSU at War Memorial Stadium where he had a 33-yard interception return for a touchdown.

- 2010** Tramain Thomas (Oct. 9)  
 Jerry Franklin (Nov. 20)  
 Jerico Nelson (Nov. 27)  
**2011** Jerry Franklin (Co) (Oct. 29)  
**2014** Martrell Spaight (Co) (Nov. 15)  
**2020** Joe Foucha (Co) (Oct. 5)  
 Bumper Pool (Co) (Oct. 5)  
 Grant Morgan (Co) (Oct. 19)  
 Jalen Catalon (Nov. 9)  
**2021** Hayden Henry (Sept. 14)  
**2022** Hudson Clark (Oct. 18)  
 Bumper Pool (Sept. 5)  
 Drew Sanders (Sept. 12)  
 Drew Sanders (Nov. 22)

### SPECIAL TEAMS

- 2002** Tom Crowder (Oct. 28)  
 David Carlton (Nov. 11)  
**2004** Pierre Brown (Nov. 20)  
**2006** Felix Jones (Oct. 21)  
 Anthony Brown (Nov. 4)

- Tony Ugoh (Nov. 11)  
**2007** Jonathan Luigs (Oct. 20)  
 Mitch Petrus (Nov. 3)  
 Nate Garner (Nov. 17)  
**2009** Mitch Petrus (Oct. 31)  
**2010** DeMarcus Love (Nov. 20)  
**2011** Alvin Bailey (Sept. 10)  
**2014** Sebastian Tretola (Oct. 25)  
 Dan Skipper (Nov. 15)  
**2015** Sebastian Tretola (Oct. 3)  
 Mitch Smothers (Oct. 31)  
 Dan Skipper (Nov. 14)  
**2016** Dan Skipper (Sept. 10)  
 Frank Ragnow (Sept. 17)  
 Dan Skipper (Co) (Nov. 19)  
**2021** Ricky Stromberg (Sept. 20)  
**2022** Ricky Stromberg (Sept. 12)  
 Ricky Stromberg (Nov. 22)

### DEFENSIVE LINEMAN

- 2004** Arrion Dixon (Sept. 5)  
 Jeremy Harrell (Sept. 25)  
**2005** Jamaal Anderson (Nov. 19)  
**2006** Jamaal Anderson (Oct. 7)  
 Keith Jackson (Oct. 14)  
**2007** Damario Ambrose (Sept. 29)  
**2008** Adrian Davis (Oct. 11)  
**2009** Tenarius Wright (Oct. 3)  
**2011** Jake Bequette (Co) (Nov. 5)  
**2012** Chris Smith (Co) (Sept. 1)  
 Trey Flowers (Oct. 6)  
 Chris Smith (Co) (Nov. 3)  
**2013** Trey Flowers (Aug. 31)  
 Chris Smith (Sept. 21)  
**2014** Trey Flowers (Sept. 20)  
 Darius Philon (Nov. 22)  
**2015** Deatrich Wise Jr. (Nov. 27)  
**2016** Deatrich Wise Jr. (Sept. 3)  
**2021** Tre Williams (Sept. 27)  
**2022** Jordan Domineck (Sept. 5)

### FRESHMAN

- 2005** Felix Jones (Sept. 3)  
 Darren McFadden (Oct. 15)  
 Darren McFadden (Oct. 22)  
 Casey Dick (Nov. 12)  
**2006** Mitch Mustain (Sept. 16)  
**2008** Joe Adams (Sept. 6)  
 Dennis Johnson (Nov. 28)  
**2011** Tevin Mitchell (Oct. 8)  
**2013** Alex Collins (Sept. 7)  
 Alex Collins (Sept. 14)  
**2015** Dre Greenlaw (Oct. 24)  
 Dre Greenlaw (Nov. 14)  
**2017** Chase Hayden (Aug. 31)  
 Cole Kelley (Oct. 28)  
**2020** Hudson Clark (Oct. 19)  
**2021** Cam Little (Sept. 14)  
 Cam Little (Nov. 8)

- 2007** Felix Jones (Sept. 1)  
**2009** Dennis Johnson (Co) (Sept. 5)  
 Dennis Johnson (Oct. 10)  
**2010** Joe Adams (Oct. 23)  
**2011** Joe Adams (Sept. 3)  
 Zach Hocker (Oct. 29)  
 Dennis Johnson (Nov. 5)  
 Joe Adams (Nov. 12)  
**2012** Zach Hocker (Tri) (Oct. 13)  
**2013** Alan D'Appollonio (Sept. 14)  
 Sam Irwin-Hill (Oct. 12)  
**2014** Sam Irwin-Hill (Nov. 22)  
**2016** Dan Skipper (Co) (Oct. 3)  
**2017** De'Vion Warren (Oct. 28)  
**2019** Connor Limpert (Sept. 26)  
**2021** Cam Little (Nov. 15)

### OFFENSIVE LINEMAN

- 2004** Kyle Roper (Nov. 13)  
**2006** Jonathan Luigs (Oct. 7)  
 Stephen Parker (Oct. 28)





## ALL-SWC SELECTIONS (1915-91)

HB Gary Adams (1966-68)	C Elbert Crawford (1989)	DE Ivan Jordan (1973-75)	C Ron Revard (1971)
B Lance Alworth (1960-61)	QB Steve Creekmore Sr. (1910)	OT Mike Kelson (1970-71)	DT Jon Rhiddlehoover (1973)
RB Gary Anderson (1982)	E Bobby Crockett (1965)	T Rick Kersey (1969)	LB Danny Rhodes (1971, 1973)
S Steve Atwater (1986, 1988)	T Dick Cunningham (1966)	OT Greg Koch (1975)	NG Richard Richardson (1982)
HB Herman Bagby (1924)	FB Jack Dale (1930)	OT Greg Kolenda (1978-79)	QB Jack Robbins (1936)
E Alton Baldwin (1946)	QB Gene Davidson (1917, 1919)	OG Steve Korte (1981-82)	E Bobby Roper (1965)
G Jim Barnes (1968)	RB David Dickey (1966-67)	C Richard LaFargue (1975)	E Glen Rose (1927)
WR Teddy Barnes (1975)	E Chuck Dicus (1968-70)	K Bruce Lahay (1981)	E Paul Rucker (1933)
FB Garland Beavers (1928)	E Jay Donathan (1957)	E Jerry Lamb (1963-64)	T Ernest Ruple (1967)
G Mike Bender (1965)	G Jerry Dossey (1969)	S Greg Lasker (1985)	E Floyd Sagely (1953)
E Jim Benton (1936-37)	HB Kay Eakin (1939)	K Steve Little (1974-75, 1977)	S Howard Sampson (1977)
T W.R. Benton Jr. (1934)	RB Jerry Eckwood (1975)	T Charles Lively (1946)	QB Kevin Scanlon (1979)
C Jay Bequette (1982)	OG Marcus Elliott (1983-84)	DB Vaughn Lusby (1977-78)	E Wear Schoonover (1929)
S Martine Bercher (1966)	T Dan Estes (1913)	OT Jim Mabry (1988-89)	E Mike Schumchyk (1944)
E Clifford Blackburn (1924)	FS Kevin Evans (1979-80)	QB Fred Marshall (1964)	T Brad Scott (1926)
LB Mike Boschetti (1970)	WR Robert Farrell (1979)	DB Patrick Martin (1977)	B Clyde Scott (1946-48)
HB Danny Brabham (1962)	DE Ron Faurot (1983)	DT Wayne Martin (1988)	DT Michael Shepherd (1988-89)
HB Jesse Branch (1962)	QB Joe Ferguson (1971)	HB Russell May (1913)	SE James Shibest (1984, 1986)
C Rodney Brand (1968-69)	RB Ike Forte (1974-75)	T Jerry Mazzanti (1962)	OT Gerald Skinner (1975-76)
HB Jack Brasuell (1965-66)	LB Lynn Garner (1968)	LB Hal McAfee (1975)	T Billy Ray Smith Sr. (1956)
QB Jon Brittenum (1965-66)	G Dean Garrett (1961)	K Bill McClard (1970-71)	DE Billy Ray Smith Jr. (1981-82)
DT Bud Brooks (1954)	C Melvin Gibbs (1966)	QB Lamar McHan (1951-53)	DB Rollen Smith (1973)
DT Dick Bumpas (1970)	C Bob Griffin (1951)	DE Johnnie Meadors (1975)	C Bill Spivey (1934)
DT Earl Buckingham (1982)	QB Quinn Grovey (1988)	T John Measel (1933)	OG George Stewart (1979)
TB Bill Burnett (1969-70)	DT Dan Hampton (1978)	FB Clinton Milford (1909)	C Randy Stewart (1965)
B Bobby Burnett (1965)	E Hartford Hamilton (1966-67)	OT Alfred Mohammed (1982)	HB Terry Stewart (1969)
TB Tommy Burnett (1966)	OG Ronnie Hammers (1970)	B Billy Moore (1962)	OG/C R.C. Thielemann (1975-76)
S Bo Busby (1975)	T Dave Hanner (1950-51)	FB Henry Moore (1954-55)	G Ray Trail (1962)
QB Ron Calcagni (1977)	E Harry Hansard (1921)	DB Jerry Moore (1970)	K Kendall Trainor (1988)
NG Mike Campbell (1975)	OG Leotis Harris (1977)	B Jim Mooty (1958-59)	HB Tommy Trantham (1965-67)
E Preston Carpenter (1955)	LB Wayne Harris (1959-60)	QB Bill Montgomery (1970)	G Clyde Van Sickle (1928)
LB Ronnie Caveness (1963-64)	HB Ken Hatfield (1964)	TE Pat Morrison (1970)	DT Jimmy Walker (1975-78)
NG Tony Cherico (1985-87)	C Mark Henry (1991)	TB Dickey Morton (1972-73)	CB Danny Walters (1982)
K Tommy Cheyne (1975)	T Glen Ray Hines (1964-65)	FB Tom Murphy (1933)	T Jim Williams (1964-65)
OG Freddie Childress (1986, 1988)	T Percy Hinton (1912)	FB Gerald Nesbitt (1956-57)	LB Rickey Williams (1987)
T John Childress (1961)	C Phil Huntly (1911)	K Ish Ordonez (1979-80)	HB Ben Winkelman (1921)
QB George Cole (1927)	LB Larry Jackson (1977-78)	OLB Kerry Owens (1988)	TE Billy Winston (1988)
C James Coleman (1919)	T Charlie Jamerson (1921)	OG Limbo Parks (1985)	K Todd Wright (1989)
E Jimmy Collier (1960-61)	E Bruce James (1970)	G Leon Pense (1943)	CB Kevin Wyatt (1984)
CB Anthoney Cooney (1989)	CB Michael James (1991)	T Stanley Phillips (1909)	LB Bert Zinamon (1983)
G David Cooper (1967)	T Gus Japp (1925)	T Loyd Phillips (1964-66)	(First team selections only)
E Charles Corgan (1923)	G Jim Johnson (1964)	LB Cliff Powell (1968-69)	
TB Ben Cowins (1976-78)	WB Harry Jones (1965)	G Tom Reed (1971-72)	
P Steve Cox (1979-80)	E Ronnie Jones (1971)	E Mike Reppond (1971)	



**LAMAR McHAN**, who led the SWC in passing in 1953, was a three-time All-Southwest Conference selection from 1951-53.



**BILLY RAY SMITH SR.** earned first-team All-Southwest Conference honors in 1956.



**BILLY RAY SMITH JR.** made the All-Southwest Conference first team in 1981 and 1982.






## RETIRED NUMBERS

The ultimate honor is to have your jersey number retired, and in the 122 years the Razorbacks have been on the football field, only two players have had the honor bestowed upon them. Clyde Scott (No. 12) and Brandon Burlsworth (No. 77) wore numbers no future Razorback will.

### #12 CLYDE "SMACKOVER" SCOTT

Halfback | 1946-49  
Smackover, Arkansas | Smackover High School



Following a glamorous career in the 1940s, the athletic department decided to retire No. 12. Nicknamed "Smackover" for his hometown, Clyde Scott made a name for himself in 1948, winning the silver medal in the hurdles at the Olympic Games in August and then reporting to football practice, where he would earn All-America honors during his senior year.

Scott rushed for 1,463 yards during his career for a school record at the time. In 1948 he had an impressive 7.0 yards-per-carry average, gaining 670 yards on 95 attempts. Scott was the first Razorback athlete to win an Olympic medal as most of Arkansas' track success didn't come until 1978 with the arrival of John McDonnell.

When Arkansas was recruiting Steve Little, coach Frank Broyles asked Scott if Little could wear his retired No. 12. Scott graciously agreed and Little went on to an All-American career. Scott passed away in Little Rock, Arkansas, on Jan. 30, 2018, at the age of 93.

### #77 BRANDON BURLSWORTH

Guard | 1994-98  
Harrison, Arkansas | Harrison High School



The athletics department did not see fit to retire another football jersey until after the 1998 campaign, when the No. 77 worn by Razorback All-American offensive guard Brandon Burlsworth was retired.

One of the most inspiring stories in Razorback history, Burlsworth joined the Razorbacks in 1994 as a walk-on. Following a redshirt year, he earned a scholarship with his work ethic in the weight room. After serving as a backup guard for the 1995 SEC Western Division champions, he earned a starting position in the spring of '96 and never yielded it. He went on to start 34 consecutive games, concluding with the Florida Citrus Bowl on Jan. 1, 1999.

Burlsworth was an All-SEC offensive guard in 1997. In 1998 he not only earned all-conference honors, but was named a first-team All-American by The Football News. He was the leader of an offensive line that helped the Razorback offense score more points than it had since 1970 and produce more yards than it had since the 1989 season.

In the classroom, Burlsworth was equally astounding. He earned his bachelor's degree in marketing management in 1997 and immediately went to work on his master's in business administration. In December 1998, Burlsworth completed his master's requirements to become the first Razorback football player to complete a master's degree before playing in his final game.

Burlsworth was drafted in the third round by the Indianapolis Colts, but tragically died in an automobile accident less than two weeks later. The entire state of Arkansas was stunned and head coach Houston Nutt recommended that Burlsworth's jersey be retired. Athletics director Frank Broyles quickly agreed.





## HONORS

### NATIONAL FOOTBALL FOUNDATION & COLLEGE FOOTBALL HALL OF FAME

1954	Hugo Bezdek (HC)
1967	Wear Schoonover (P)
1971	Clyde Scott (P)
1983	Frank Broyles (HC)
1984	Lance Alworth (P)
1987	Johnny Majors (AC)
1992	Loyd Phillips (P)
1997	Bowden Wyatt (HC)
1999	Chuck Dicus (P)
2000	Billy Ray Smith Jr. (P)
2001	Barry Switzer (AC)
2003	Doug Dickey (AC)
	Hayden Fry (AC)
2004	Wayne Harris (P)
	Tracy Rocker (AC)
2008	Lou Holtz (HC)
2010	Ronnie Caveness (P)
2012	Jimmy Johnson (P/AC)
2017	Danny Ford (HC)
2019	Darren McFadden (P)

### ARKANSAS SPORTS HALL OF FAME

*Established in January 1959 to honor individuals who have made a special contribution to athletics in Arkansas.*

1959	Jim Lee Howell, football
	Wear Schoonover, football
1960	Jim Benton, football
	John Barnhill, football, college athletics
	Steve Creekmore, football, golf
1961	Hugo Bezdek, football, baseball
1963	Clyde Scott, football, track
	George Cole, football, college athletics
	Russell May, football
1964	Glen Rose, basketball, football
	Dan Estes, football
1965	Gordon Carpenter, basketball
	Tom Murphy, basketball, football
	J.L. Carter, football
1966	Francis Schmidt, football
1967	Frank Broyles, football, college athletics
1968	Howard "Red" Hickey, football
	Gene "Sodie" Davidson, football
1970	Melvin McGaha, baseball, basketball, football
	Fred Thomsen, football
1971	Wilson Matthews, football
	Pat Summerall, football
1972	Maurice "Footsie" Britt, football
	Dave Hanner, football
	Boyd Cypert, college athletics
1973	Ray Hamilton, football
	Sam Coleman, high school athletics
1974	Jack Robbins, football
1975	Miller Barber, golf
	Lamar McHan, football
1976	Billy Ray Smith, Sr., football
1977	Leon "Muscles" Campbell, football
	Tom Pickell, basketball
1978	Fred Williams, football
1979	Lance Alworth, football
	Johnny Adams, basketball
1980	Barry Switzer, football
1981	Clifford Shaw, officiating
	Jim Mooty, football
	Wayne Harris, football
1982	Aubrey "Cobb" Fowler, football, track
	Milan Creighton, football

1983	Lou Holtz, football
	Eddie Sutton, basketball
1984	Fred Akers, football
	Kay Eakin, football
1985	Eugene Lambert, basketball
	Floyd Sagely, football
1986	Loyd Phillips, football
	W. Howard Pearce, football, stadium management
1987	John McDonnell, track
	Jim Lindsey, football
	Alton Baldwin, football
1988	George Kok, basketball
	Dwight Sloan, football
	Lewis Carpenter, football
1989	Ken Hatfield, football
	Harold Horton, football
	Brad Scott, football
	R.H. Sikes, golf
1990	Henry Moore, football
1991	Norm DeBriyn, baseball
	Pat Foster, basketball
	Gerald Nesbitt, football
1992	Preston Carpenter, football
	Dan Hampton, football
1993	Sidney Moncrief, basketball
	Buddy Bob Benson, football
1994	Joe Ferguson, football
	Ron Brewer, basketball
	Ike Poole, football, basketball
1995	Billy Ray Smith Jr., football
	Chuck Dicus, football
1996	Bill Burnett, football
	Kevin McReynolds, baseball
	Raymond Peters, football
1997	Bill Montgomery, football
	Billy Moore, football
	Mike Conley, track
1998	Nolan Richardson, basketball
	Marvin Delph, basketball
	Jimmy Johnson, football
	Firmon Bynum, football
1999	Ronnie Caveness, football
	Jerry Jones, football
2000	Tommy Boyer, basketball
	Bobby Burnett, football
2001	Orville Henry, journalism
	Jerry Lamb, football
	Ken Turner, football
2002	Steve Atwater, football
	Brandon Burlsworth, football
	Joe Kleine, basketball
	Cliff Powell, football
2003	O'Neale Adams, football
	Louis Schaufele, football, baseball
	Darrell Walker, basketball
2004	Jesse Branch, football
	Bud Campbell, journalism
	Bud Canada, football
	Steve Cox, football
	Wayne Martin, football
2005	William "Bud" Brooks, football
	Scott Hastings, basketball
2006	Gary Anderson, football
	John Daly, golf
	Paul Eells, television and radio play-by-play
	Fred Grim, basketball
	Bettye Fiscus Dickey, basketball
2007	Bobby Crockett, football
	Tom Pagnozzi, baseball
	George Walker, football
	Jim Elder, journalism
2008	Todd Day, basketball
	Bruce James, football
	Jon Richardson, football
2009	Martine Bercher, football
	R.C. Thielemann, football

	Corliss Williamson, basketball
	Jarrell Williams, football
2010	Bill Ferrell, trainer, baseball coach
	Leotis Harris, football
	Scotty Thurman, basketball
	1964 National Championship football team
2011	Dick Bumpas, football
	Jerry Carlton, basketball
	Ben Cowins, football
	Quinn Grove, football
	Cliff Horton, football
	Cliff Lee, baseball
2012	Harry Jones, football
	Lee Mayberry, basketball
	U.S. Reed, basketball
	Bob Ford, football
	1994 National Championship basketball team
2013	Stacy Lewis, golf
	Frank O'Mara, track and field
2014	David Bazzel, football
	Gary Blair, women's basketball coach
	Dennis Winston, football
2015	Pat Bradley, basketball
	Ron Calcagni, football
	Stephen Jones, football
	Christy Smith, basketball
	Bowden Wyatt, football coach
2016	Greg Koch, football
	Fred Marshall, football
	Almer Lee, basketball
	Niall O'Shaughnessy, track
2017	Larry Jackson, football
	Darren McFadden, football
2018	Shawn Andrews, football
	Jerry Eckwood, football
	Brisen Manor, football
	Kevin Scanlon, football
	Dean Weber, trainer
2019	Gary Adams, football
	Madre Hill, football
	Dave Van Horn, baseball
	Jerry Jones Jr., football
	Houston Nutt, football
2020	Veronica Campbell Brown, track & field
	Jim Counce, basketball
	Ike Forte, football
	Anthony Lucas, football
	Gus Malzahn, football
	Ron Marvel, basketball
	John Tate, basketball
2021	Lisa Cornwell, golf
	Lance Harter, track
	Tim Horton, football
	Joe Johnson, basketball
	Johnny Ray, baseball
2022	Corey Beck, basketball
	Barry Foster, football
	Tyson Gay, track & field
	Matt Jones, football
	Brad Taylor, football
	Tommy Brasher, football
2023	Jeff King, baseball
	Glen Ray Hines, football
	Jimmy Walker, football

*(Only inductees that coached, played or were closely affiliated with University of Arkansas athletics are listed)*

### COTTON BOWL HALL OF FAME

1999	Frank Broyles
2001	Loyd Phillips
2005	Lance Alworth
2010	Warren Lyles
2012	Jim Williams
2016	Fred Marshall

2018	Houston Nutt
2020	Jerry Jones

### PRO FOOTBALL HALL OF FAME

1978	Lance Alworth
2002	Dan Hampton
2017	Jerry Jones
2020	Steve Atwater
	Jimmy Johnson

### UNIVERSITY OF ARKANSAS SPORTS HALL OF HONOR

*The University of Arkansas Sports Hall of Honor was established in 1988 as a means of honoring the all-time great athletes and coaches that have done so much in establishing a tradition of excellence in University of Arkansas athletics. Only former Razorback letterwinners are allowed to vote.*

1988	Lance Alworth
	John Barnhill
	Frank Broyles
	Sidney Moncrief
	Glen Rose
	Clyde Scott
1989	Jim Benton
	George Cole
	Wayne Harris
	Wilson Matthews
	Kevin McReynolds
	Wear Schoonover
1990	Miller Barber
	Mel McGaha
	John McDonnell
	Loyd Phillips
	Jack Robbins
1991	Jim Lee Howell
	Leon Campbell
	Mike Conley
	Norm DeBriyn
	Dan Hampton
	Dave Hanner
	Fred Williams
1993	Ron Brewer
	Chuck Dicus
	Joe Ferguson
	Lamar McHan
	Pat Summerall
1994	George Kok
	Maurice Britt
	Bill Ferrell
	Steve Little
	Bettye Fiscus
	Billy Ray Smith Sr.
	Niall O'Shaughnessy
	John Daly
1995	Bill Burnett
	Ken Hatfield
	Eddie Sutton
	R.H. Sikes
	Tim Lollar
	J. William Fulbright
	Bud Brooks
1996	Preston Carpenter
	Bob Cheyne
	Joe Falcon
	Eugene Lambert
	Bill Montgomery
	Billy Moore
	Nolan Richardson
	Barry Switzer
	Melody Sye
1997	Harold Horton
	Jim Mooty
	Lon Farrell
	Billy Ray Smith Jr.
	Johnny Ray
	Frank O'Mara





## HONORS

1998	Jim Lindsey Henry Moore Floyd Sagely Steve Atwater Marvin Delph Paul Donovan Bev Lewis Eddie Bradford Ike Poole Steve Creekmore Sr.	2007	Louis Schaufele Martin Terry Amy Yoder Begley Lance Harter Jim Barnes Jackie Brasuell Ben Cowins Megan Flowers Dean Garrett Brenden Pappas Randy Stewart Phillip Stidham Scotty Thurman	2015	Louis Ramsay DeeDee Brown-Campbell Niall Bruton Robin Ford Lynn Garner Derek Hood Steve Korte Mike Loggins Ron Meyer Kendall Trainor	(Only inductees that coached, played or were closely affiliated with University of Arkansas athletics are listed)
	Fred Akers Tommy Boyer Ronnie Caveness Jimmy Johnson Gordon Long Gerald Nesbitt Tom Pagnozzi Stanley Redwine George Walker		Rodney Brand Tommy Brasher Bruce James Daniel Lincoln Ryan Lundquist George McKinney Gi-Gi Miller Darrell Walker Steed White		Gregory Lasker Oliver Miller Lou Holtz Kenderick Moore Roddie Haley Christin Wurth-Thomas Tammy Kincaid Dustin Tom Pickell Danny Rhodes	
1999	Jesse Branch Bobby Burnett Lew Carpenter Delmonica DeHorney Howard "Red" Hickey Jeff King Joe Kleine Tom Murphy Dean Weber	2008	Shawn Andrews Richard Bell Ron Calcagni Veronica Campbell-Brown Dr. Jim Counce Alistair Cragg Billy Joe Moody Tom Pucci	2016	Bo Busby Louis Campbell Troy Eklund Ken Hamlin Madre Hill Chin Bee Khoo Jack O'Keefe Melvin Lister Amy Wright	<b>ALL-CENTURY TEAM</b> Selected by fan ballot prior to the 1994 season as part of the UA football centennial celebration.
	Alton Baldwin Jim Bone Deena Drossin Pat Foster Quinn Grove Glen Ray Hines Cliff Powell Reuben Reina Jarrell Williams		Bubba Carpenter Milan Creighton Ike Forte Karen Gorham Greg Koch Kevin Scanlon U.S. Reed Tracy Robertson Terry Don Phillips Erick Walder Jim Williams		Gregory Lasker Oliver Miller Lou Holtz Kenderick Moore Roddie Haley Christin Wurth-Thomas Tammy Kincaid Dustin Tom Pickell Danny Rhodes	
2000	Bobby Burnett Lew Carpenter Delmonica DeHorney Howard "Red" Hickey Jeff King Joe Kleine Tom Murphy Dean Weber	2009	Billy Joe Moody Tom Pucci Bubba Carpenter Milan Creighton Ike Forte Karen Gorham Greg Koch Kevin Scanlon U.S. Reed Tracy Robertson Terry Don Phillips Erick Walder Jim Williams	2017	Bo Busby Louis Campbell Troy Eklund Ken Hamlin Madre Hill Chin Bee Khoo Jack O'Keefe Melvin Lister Amy Wright	<b>RECEIVERS</b> Jim Benton Bobby Crockett Chuck Dicus Wear Schoonover
	Alton Baldwin Jim Bone Deena Drossin Pat Foster Quinn Grove Glen Ray Hines Cliff Powell Reuben Reina Jarrell Williams		Bubba Carpenter Milan Creighton Ike Forte Karen Gorham Greg Koch Kevin Scanlon U.S. Reed Tracy Robertson Terry Don Phillips Erick Walder Jim Williams		Bo Busby Louis Campbell Troy Eklund Ken Hamlin Madre Hill Chin Bee Khoo Jack O'Keefe Melvin Lister Amy Wright	
2001	Alton Baldwin Jim Bone Deena Drossin Pat Foster Quinn Grove Glen Ray Hines Cliff Powell Reuben Reina Jarrell Williams	2010	Billy Joe Moody Tom Pucci Bubba Carpenter Milan Creighton Ike Forte Karen Gorham Greg Koch Kevin Scanlon U.S. Reed Tracy Robertson Terry Don Phillips Erick Walder Jim Williams	2018	Bo Busby Louis Campbell Troy Eklund Ken Hamlin Madre Hill Chin Bee Khoo Jack O'Keefe Melvin Lister Amy Wright	<b>RUNNING BACKS</b> Lance Alworth Leon Campbell Barry Foster Jim Mooty Clyde Scott
	Alton Baldwin Jim Bone Deena Drossin Pat Foster Quinn Grove Glen Ray Hines Cliff Powell Reuben Reina Jarrell Williams		Bubba Carpenter Milan Creighton Ike Forte Karen Gorham Greg Koch Kevin Scanlon U.S. Reed Tracy Robertson Terry Don Phillips Erick Walder Jim Williams		Bo Busby Louis Campbell Troy Eklund Ken Hamlin Madre Hill Chin Bee Khoo Jack O'Keefe Melvin Lister Amy Wright	
2002	Alton Baldwin Jim Bone Deena Drossin Pat Foster Quinn Grove Glen Ray Hines Cliff Powell Reuben Reina Jarrell Williams	2011	Billy Joe Moody Tom Pucci Bubba Carpenter Milan Creighton Ike Forte Karen Gorham Greg Koch Kevin Scanlon U.S. Reed Tracy Robertson Terry Don Phillips Erick Walder Jim Williams	2019	Bo Busby Louis Campbell Troy Eklund Ken Hamlin Madre Hill Chin Bee Khoo Jack O'Keefe Melvin Lister Amy Wright	<b>QUARTERBACKS</b> Joe Ferguson Quinn Grove Lamar McHan Bill Montgomery
	Alton Baldwin Jim Bone Deena Drossin Pat Foster Quinn Grove Glen Ray Hines Cliff Powell Reuben Reina Jarrell Williams		Bubba Carpenter Milan Creighton Ike Forte Karen Gorham Greg Koch Kevin Scanlon U.S. Reed Tracy Robertson Terry Don Phillips Erick Walder Jim Williams		Bo Busby Louis Campbell Troy Eklund Ken Hamlin Madre Hill Chin Bee Khoo Jack O'Keefe Melvin Lister Amy Wright	
2003	Alton Baldwin Jim Bone Deena Drossin Pat Foster Quinn Grove Glen Ray Hines Cliff Powell Reuben Reina Jarrell Williams	2012	Billy Joe Moody Tom Pucci Bubba Carpenter Milan Creighton Ike Forte Karen Gorham Greg Koch Kevin Scanlon U.S. Reed Tracy Robertson Terry Don Phillips Erick Walder Jim Williams	2020	Bo Busby Louis Campbell Troy Eklund Ken Hamlin Madre Hill Chin Bee Khoo Jack O'Keefe Melvin Lister Amy Wright	<b>DEFENSIVE LINEMEN</b> Dan Hampton Dave Hanner Wayne Martin Loyd Phillips Billy Ray Smith Sr. Billy Ray Smith Jr. Fred Williams
	Alton Baldwin Jim Bone Deena Drossin Pat Foster Quinn Grove Glen Ray Hines Cliff Powell Reuben Reina Jarrell Williams		Bubba Carpenter Milan Creighton Ike Forte Karen Gorham Greg Koch Kevin Scanlon U.S. Reed Tracy Robertson Terry Don Phillips Erick Walder Jim Williams		Bo Busby Louis Campbell Troy Eklund Ken Hamlin Madre Hill Chin Bee Khoo Jack O'Keefe Melvin Lister Amy Wright	
2004	Alton Baldwin Jim Bone Deena Drossin Pat Foster Quinn Grove Glen Ray Hines Cliff Powell Reuben Reina Jarrell Williams	2013	Billy Joe Moody Tom Pucci Bubba Carpenter Milan Creighton Ike Forte Karen Gorham Greg Koch Kevin Scanlon U.S. Reed Tracy Robertson Terry Don Phillips Erick Walder Jim Williams	2021	Bo Busby Louis Campbell Troy Eklund Ken Hamlin Madre Hill Chin Bee Khoo Jack O'Keefe Melvin Lister Amy Wright	<b>LINEBACKERS</b> Ronnie Caveness Wayne Harris Cliff Powell Dennis Winston
	Alton Baldwin Jim Bone Deena Drossin Pat Foster Quinn Grove Glen Ray Hines Cliff Powell Reuben Reina Jarrell Williams		Bubba Carpenter Milan Creighton Ike Forte Karen Gorham Greg Koch Kevin Scanlon U.S. Reed Tracy Robertson Terry Don Phillips Erick Walder Jim Williams		Bo Busby Louis Campbell Troy Eklund Ken Hamlin Madre Hill Chin Bee Khoo Jack O'Keefe Melvin Lister Amy Wright	
2005	Alton Baldwin Jim Bone Deena Drossin Pat Foster Quinn Grove Glen Ray Hines Cliff Powell Reuben Reina Jarrell Williams	2014	Billy Joe Moody Tom Pucci Bubba Carpenter Milan Creighton Ike Forte Karen Gorham Greg Koch Kevin Scanlon U.S. Reed Tracy Robertson Terry Don Phillips Erick Walder Jim Williams	2022	Bo Busby Louis Campbell Troy Eklund Ken Hamlin Madre Hill Chin Bee Khoo Jack O'Keefe Melvin Lister Amy Wright	<b>SECONDARY</b> Steve Atwater Alton Baldwin Martine Bercher Ken Hatfield Billy Moore
	Alton Baldwin Jim Bone Deena Drossin Pat Foster Quinn Grove Glen Ray Hines Cliff Powell Reuben Reina Jarrell Williams		Bubba Carpenter Milan Creighton Ike Forte Karen Gorham Greg Koch Kevin Scanlon U.S. Reed Tracy Robertson Terry Don Phillips Erick Walder Jim Williams		Bo Busby Louis Campbell Troy Eklund Ken Hamlin Madre Hill Chin Bee Khoo Jack O'Keefe Melvin Lister Amy Wright	
2006	Alton Baldwin Jim Bone Deena Drossin Pat Foster Quinn Grove Glen Ray Hines Cliff Powell Reuben Reina Jarrell Williams	2015	Billy Joe Moody Tom Pucci Bubba Carpenter Milan Creighton Ike Forte Karen Gorham Greg Koch Kevin Scanlon U.S. Reed Tracy Robertson Terry Don Phillips Erick Walder Jim Williams	2023	Bo Busby Louis Campbell Troy Eklund Ken Hamlin Madre Hill Chin Bee Khoo Jack O'Keefe Melvin Lister Amy Wright	<b>KICKERS</b> Steve Cox Steve Little Pat Summerall
	Alton Baldwin Jim Bone Deena Drossin Pat Foster Quinn Grove Glen Ray Hines Cliff Powell Reuben Reina Jarrell Williams		Bubba Carpenter Milan Creighton Ike Forte Karen Gorham Greg Koch Kevin Scanlon U.S. Reed Tracy Robertson Terry Don Phillips Erick Walder Jim Williams		Bo Busby Louis Campbell Troy Eklund Ken Hamlin Madre Hill Chin Bee Khoo Jack O'Keefe Melvin Lister Amy Wright	





## HONORS

### 2010-19 DEFENSE

E	Jake Bequette
T	Darius Philon
T	McTelvin Agim
E	Trey Flowers
LB	Jerry Franklin
LB	De'Jon Harris
OLB	Martrell Spaight
CB	Tevin Mitchell
CB	Henre' Toliver
S	Tramain Thomas
S	Kamren Curl
P	Dylan Breeding

### 2000-09 OFFENSE

TE	D.J. Williams
T	Shawn Andrews
G	Mitch Petrus
C	Jonathan Luigs
G	Robert Felton
T	Tony Ugoh
WR	Marcus Monk
WR	George Wilson
QB	Matt Jones
RB	Darren McFadden
RB	Felix Jones
K	Alex Tejada

### 2000-09 DEFENSE

E	Jamaal Anderson
T	Marcus Harrison
T	Keith Jackson
E	Jeb Huckeba
LB	Quinton Caver
LB	Sam Olajubutu
OLB	Jermaine Petty
CB	Ahmad Carroll
CB	Chris Houston
S	Ken Hamlin
S	Tony Bua
P	Jeremy Davis

### 1990-99 OFFENSE

TE	Kirk Botkin
T	Bobbie Williams
G	Brandon Burlsworth
C	Grant Garrett
G	Isaac Davis
T	Chad Abernathy
WR	Anthony Lucas
WR	Anthony Eubanks
QB	Clint Stoerner
RB	Madre Hill
RB	Chrys Chukwuma
K	Todd Wright

### 1990-99 DEFENSE

E	Henry Ford
T	Melvin Bradley
T	Junior Soli
E	Steven Conley
LB	Jamel Harris
LB	Mark Smith
OLB	Darwin Ireland
CB	David Barrett
CB	Orlando Watters
S	Kenoy Kennedy
S	Zac Painter
P	Pete Raether

### 1980-89 OFFENSE

TE	Billy Winston
T	Jim Mabry
G	Steve Korte
C	Elbert Crawford
G	Freddie Childress
T	Alfred Mohammed
WR	James Shibest

QB	Quinn Grovey
RB	Gary Anderson
RB	James Rouse
RB	Barry Foster
K	Kendall Trainor

### 1980-89 DEFENSE

E	Billy Ray Smith Jr.
T	Wayne Martin
NG	Tony Cherico
T	Michael Shepherd
E	Kerry Owens
LB	Rickey Williams
LB	Bert Zinamon
CB	Danny Walters
CB	Richard Brothers
S	Steve Atwater
S	Greg Lasker
P	Greg Horne

### 1970-79 OFFENSE

TE	Charles Clay
T	Greg Koch
G	Leotis Harris
C	R. C. Thielemann
G	George Stewart
T	Greg Kolenda
WR	Chuck Dicus
WR	Mike Reppond
QB	Joe Ferguson
RB	Ben Cowins
RB	Dickey Morton
K	Steve Little

### 1970-79 DEFENSE

E	Dennis Winston
T	Jimmy Walker
NG	Dale White
T	Dan Hampton
E	Ivan Jordan
LB	Danny Rhodes
LB	Larry Jackson
CB	Vaughn Lusby
CB	Louis Campbell
S	Howard Sampson
S	Bo Busby
P	Steve Little

### 1960-69 OFFENSE

E	Bobby Crockett
T	Glen Ray Hines
G	Jim Barnes
C	Rodney Brand
G	Jerry Dossey
T	Dick Cunningham
E	Jerry Lamb
E	Chuck Dicus
B	Bill Montgomery
B	Jon Brittenum
B	Bill Burnett
B	Bruce Maxwell
B	Lance Alworth
K	Ronny South

### 1960-69 DEFENSE

E	Hartford Hamilton
L	John Childress
L	Jimmy Johnson
L	Loyd Phillips
E	Rick Kersey
LB	Wayne Harris
LB	Ronnie Caveness
LB	Cliff Powell
B	Gary Adams
B	Tommy Trantham
B	Billy Moore
B	Terry Stewart
P	Bobby Nix

### 1950-59

E	Floyd Sagely
T	Billy Ray Smith
G	Bud Brooks
C	Jay Donathan
G	Dave Hanner
T	Bob Griffin
E	Pat Summerall
B	Lamar McHan
B	Henry Moore
B	Lewis Carpenter
B	Gerald Nesbitt
B	Preston Carpenter
B	Jim Mooty

### 1940-49

E	Mike Schumchyk
T	Charles Lively
G	Leon Pense
C	Billy Ray Thomas
G	Theron Roberts
T	Ray Peters
E	Alton Baldwin
B	Clyde Scott
B	Leon Campbell
B	Geno Mazzanti
B	Ross Pritchard
B	Louis Schaufele

### 1930-39

E	Jim Benton
T	W. R. Benton
G	Clifford Van Sickle
C	Bill Spivey
G	John Measel
T	Howard "Red" Hickey
E	Paul Rucker
B	Ray Hamilton
B	Kay Eakin
B	Jack Robbins
B	Jack Dale
B	Tom Murphy

### 1920-29

E	Wear Schoonover
T	Charlie Jamerson
G	Brad Scott
C	Herman Boozman
G	Clyde Van Sickle
T	Gus Japp
E	Glen Rose
B	Herman Bagby
B	Ben Winkleman
B	George Cole
B	Garland Beavers

### PRE-1920

L	John Shirley Wood
L	Stanley Phillips
L	J. Tate McGill
L	Phil C. Huntley
L	Percy Hinton
L	Dan Estes
L	James Coleman
B	Gene "Sodie" Davidson
B	Steve Creekmore
B	Clinton C. Milford

### DANA X. BIBLE AWARD

*Outstanding Player of the Year in the Southwest Conference as selected by Texas/Arkansas Football Magazine.*

1975	Scott Bull	QB
1979	Kevin Scanlon	QB

### ACADEMIC ALL-AMERICA

1955	George Walker	QB
1957	Jerry Ford	C
	Gerald Nesbitt	FB
1959	Wayne Harris	C
1960	Joe Paul Alberty	FB
1961	Lance Alworth	HB
1964	Ken Hatfield	HB
1965	Randy Stewart	C
	Jim Lindsey	WB
	Jack Brasuell	HB
1968	Bob White	K
1969	Bill Burnett	RB
	Terry Stewart	S
1978	Brad Shoup	DB
1991	Mick Thomas	LB
1992	Owen Kelly	NG
1993	Chris Oliver	OT
2003	Jerry Reith	OT
2012	Dylan Breeding	P
2015	Brooks Ellis	LB
2016	Brooks Ellis	LB

### ABC-TV CHEVROLET PLAYER OF THE YEAR

1977	Larry Jackson	LB/Defense
------	---------------	------------

### NATIONAL FOOTBALL FOUNDATION SCHOLAR

1969	Terry Stewart	S
1976	Bo Busby	S
1978	Brad Shoup	DB
2016	Brooks Ellis	LB


### NCAA POSTGRADUATE SCHOLARSHIP

1969	Terry Stewart	Football
1978	Niall O'Shaughnessy	Track
	Brad Shoup	Football
1984	Don S. Denis	Swimming
1993	Chris Oliver	Football
2005	Matt Gunn	Track

### HOUSTON POST AWARD

*(Outstanding Player of the Year in the Southwest Conference)*

1928	Garland "Bevo" Beavers	FB
1933	Tom Murphy	FB
1937	Jim Benton	E
1954	William "Bud" Brooks	G
1960	Wayne Harris	C
1962	Billy Moore	QB



**KEN HATFIELD** was an Academic All-American on Arkansas' 1964 National Championship team. His 81-yard punt return for a touchdown keyed the 14-13 victory at No. 1 Texas as Arkansas went 11-0 in 1964.



# HONORS

1964	Fred Marshall.....	QB
1965	Bobby Crockett.....	E
1965	Glen Ray Hines.....	T
1969	Cliff Powell.....	LB
1970	Dick Bumpus.....	T
1978	Dan Hampton.....	DT

## SPORTSMANSHIP AWARDS

1948	Gordon Long.....	Swede Nelson National Award
1953	Lamar McHan.....	SWC Trophy
1957	George Walker.....	SWC Trophy
1961	Lance Alworth.....	SWC Trophy
1966	Jon Brittenum.....	SWC Trophy
1970	Bill Burnett.....	SWC Trophy
	Bill Burnett.....	Kerns Tips Award
1975	Scott Bull.....	Fort Worth Kiwanis Award
1979	Kevin Scanlon.....	Fort Worth Kiwanis Award
1987	Tony Cherico.....	Fort Worth Kiwanis Award
1988	Jim Kremers.....	SWC Trophy

## DELBERT SWARTZ OUTSTANDING ACADEMIC ACHIEVEMENT AWARD

1962	Lance Alworth.....	Football
1963	Danny Brabham.....	Football
1964	John Derrdorff.....	Track
1965	Ken Hatfield.....	Football
1966	J. D. McConnell.....	Basketball
1967	Ken Sharp.....	Track
1968	Hartford Hamilton.....	Football
1969	Bob White.....	Football
1970	Dewitt Smith III.....	Football
1971	Steve Walters.....	Football
1972	Tom Reed.....	Football
1973	Tom Reed.....	Football
1974	Randy Jackson.....	Tennis
1975	Rickey Medlock.....	Basketball
1976	Tommy Cheyne.....	Football
1977	Ray Buckner.....	Basketball
1978	Jimmy Counce.....	Basketball
1979	Brad Shoup.....	Football
1980	Kevin Scanlon.....	Football
1981	Mark Anderson.....	Track
1982	Pat Vaughn.....	Track
1983	Tom Moloney.....	Track
1984	Bill Jasinski.....	Track
1985	Mark Lee.....	Football
1986	Chris Bequette.....	Football
1987	Jim Kremers.....	Baseball
1988	Shawn Baker.....	Basketball
1989	Odis Lloyd.....	Football
1990	Wade Hill.....	Football

## J. FRANK BROYLES AWARD

UA's Top Male Athlete

1977	Niall O'Shaughnessy.....	Track
1978	Tim Lollar.....	Baseball
1979	Sidney Moncrief.....	Basketball
1980	Steve Krueger.....	Baseball
1981	U.S. Reed.....	Basketball
1982	Randy Stephens.....	Track
1983	Frank O'Mara.....	Track
1984	Mike Conley.....	Track
1985	Mike Conley.....	Track
1986	Ralph Kraus.....	Baseball
1987	Jim Kremers.....	Baseball
1988	Joe Falcon.....	Track
1989	Joe Falcon.....	Track
1990	Edrick Floreal.....	Track
1991	Quinn Grovey.....	Football
1992	Todd Day.....	Basketball
1993	Erick Walder.....	Track
1994	Corliss Williamson.....	Basketball
1995	Corliss Williamson.....	Basketball

1996	Godfrey Siamusiye.....	Track
1997	Robert Howard.....	Track
1998	Robert Howard.....	Track
1999	Brandon Burlsworth.....	Football
2000	Melvin Lister.....	Track
2001	Quinton Caver.....	Football
2002	Jermaine Petty.....	Football
2003	Alistair Cragg.....	Track
2004	Alistair Cragg.....	Track
	Wallace Spearmon.....	Track
2005	Josphat Boit.....	Track
2006	Darren McFadden.....	Football
2007	Darren McFadden.....	Football

## GARRETT UEKMAN MEMORIAL SCHOLARSHIP

2014	Luke Charpentier.....	OG/C
2015	Alex Voelzke.....	TE
2016	Jeremy Sprinkle.....	TE
2017	Kevin Richardson.....	DB
2018	Jeremy Patton.....	TE

## CRIP HALL HOMECOMING PERFORMANCE BY A SENIOR AWARD

1950	Frank Fischel.....	E
1951	Lamar McHan.....	QB
1952	Larry Hogue.....	FB
1953	Lamar McHan.....	TB
1954	Bobby Proctor.....	B
1955	Preston Carpenter.....	HB
1956	Billy Ray Smith.....	T
	Ronnie Underwood.....	HB
1957	Gerald Nesbitt.....	FB
1958	Billy Gilbow.....	G
1959	Jim Mooty.....	HB
1960	Wayne Harris.....	C
1961	Lance Alworth.....	HB
1962	Billy Moore.....	QB
1963	Jim John.....	E
1964	Fred Marshall.....	QB
1965	Bobby Burnett.....	TB
1966	Martine Bercher.....	S
1967	Ronny South.....	QB
1968	Max Peacock.....	E
1969	Bruce Maxwell.....	FB
1970	Bill Montgomery.....	QB
1971	Bill McClard.....	K
1972	Louis Campbell.....	CB
	Don Wunderly.....	DT
1973	Dickey Morton.....	TB
	Danny Rhodes.....	LB
1974	Jon Rhiddlehoover.....	DT
	Billy Burns.....	LB
1975	Scott Bull.....	QB
1976	Harvey Hampton.....	DT
1977	Steve Little.....	K/P
1978	Jimmy Walker.....	DT
1979	Robert Farrell.....	WR
1980	Ish Ordonez.....	K
1981	Cliff Henry.....	S
1982	Gary Anderson.....	RB
1983	Mark Mistler.....	WR
1984	Danny Nutt.....	QB
1985	Mark Calcagni.....	QB
1986	Derrick Thomas.....	FB
1987	Rickey Williams.....	LB
1988	Kendall Trainor.....	K
1989	James Rouse.....	HB
1990	Derek Russell.....	WR
1991	Michael James.....	CB
1992	Pete Raether.....	P
1993	Darwin Ireland.....	LB
1994	Lance Ellison.....	K
1995	Barry Lunney Jr.....	QB
1996	Oscar Malone.....	TB
1997	Anthony Eubanks.....	WR
1998	Brandon Burlsworth.....	OG

1999	Clint Stoerner.....	QB
2000	J.J. Jones.....	LB
2001	Carlos Hall.....	DE
2002	Fred Talley.....	RB
2003	Caleb Miller.....	LB
2004	Jeb Huckleba.....	DE
2005	Kyle Roper.....	C
2006	Keith Jackson.....	DT
2007	Peyton Hillis.....	FB
2008	Casey Dick.....	QB
2009	Lucas Miller.....	WR
2010	D.J. Williams.....	TE
2011	Jarius Wright.....	WR
2012	Cobi Hamilton.....	WR
2013	Chris Smith.....	DE
2014	Martrell Spaight.....	LB
2015	Brandon Allen.....	QB
2016	Toby Baker.....	P
2017	David Williams.....	RB
2018	Armon Watts.....	DL
2019	DeJon Harris.....	LB
2020	Grant Morgan.....	LB
2021	Montaric Brown.....	DB
2022	Bumper Pool.....	LB

## CHISM REED OUTSTANDING SENIOR FOR LEADERSHIP AWARD

1964	Jim Johnson.....	NG
1965	Jack Brasuell.....	B
1966	Eddie Woodlee.....	FB
1967	Alvin Jones.....	DT
1968	Tommy Dixon.....	DB
1969	Gordon McNulty.....	DE
1970	Bobby Field.....	DB
1971	Bobby Nichols.....	TE
1972	Louis Campbell.....	CB
1973	Danny Rhodes.....	LB
1974	Jon Rhiddlehoover.....	DT
1975	Tommy Cheyne.....	P
1976	Bo Busby.....	S
1977	Steve Heim.....	OT
1978	Jimmy Walker.....	DT
1979	Chuck Herman.....	OG
1980	Phillip Moon.....	OT
1981	Ronnie Trusty.....	OT
1982	Kim Dameron.....	WR
1983	Jim Schoolcraft.....	TE
1984	Joe Kleine.....	Basketball
1985	Andy Upchurch.....	C
1986	Derrick Thomas.....	FB
1987	Tony Cherico.....	FB
1988	Keith Wilson.....	Basketball
1989	Elbert Crawford.....	C
1990	Quinn Grovey.....	QB
1991	Arlyn Bowers.....	Basketball
1992	Ray Lee Johnson.....	DE
1993	Tyrone Chatman.....	LB
1994	Jason Allen.....	QB
1995	Barry Lunney.....	QB
1996	Mark Smith.....	LB
1997	Anthony Eubanks.....	WR
1998	Grant Garrett.....	C
1999	Marvin Caston.....	FB
2000	Quinton Caver.....	LB
2001	Jermaine Petty.....	LB
2002	Fred Talley.....	RB
2003	George Wilson.....	WR
2004	Matt Jones.....	QB
2005	Clarke Moore.....	DE
2006	Brett Goode.....	LS
2007	Weston Dacus.....	LB
2008	Jonathan Luigs.....	C
2009	Michael Smith.....	RB
2010	Van Stumon.....	FB
2011	Grant Cook.....	OL
2012	Tyler Wilson.....	QB
2013	Kiero Small.....	FB
2014	Martrell Spaight.....	LB

2015	Brandon Allen.....	QB
2016	Drew Morgan.....	WR
2017	Austin Allen.....	QB
2018	Dre Greenlaw.....	LB

## GORDON CAMPBELL SENIOR SPIRIT AWARD

1969	Bob Stankovich.....	OT
1970	Steve Walters.....	S
1971	Ronnie Jones.....	DE
1972	Tom Reed.....	OG
1973	Danny Rhodes.....	LB
1974	Floyd Hogan.....	FS
1975	Hal McAfee.....	LB
1976	Gerald Skinner.....	OT
1977	Howard Sampson.....	SS
1978	Dan Hampton.....	DT
1979	Robert Farrell.....	WR
1980	George Stewart.....	OG
1981	Darryl Mason.....	TE
1982	Richard Richardson.....	NG
1983	Bert Zinamon.....	LB
1984	Brad Taylor.....	QB
1985	David Bazzel.....	LB
1986	James Shibest.....	WR
1987	Tony Cherico.....	NG
1988	Odis Lloyd.....	LB
1989	Tim Horton.....	WR
1990	Quinn Grovey.....	QB
1991	Curtis Banks.....	SS
1992	Scott Long.....	DT
1993	Chris Oliver.....	OT
1994	Dean Peevy.....	CB
1995	Earl Scott.....	C
1996	Scott Rivers.....	OT
1997	Ken Anderson.....	DE
1998	Russ Brown.....	OG
1999	Nathan Norman.....	FB
2000	Jeremiah Harper.....	DB
2001	La'Zerius White.....	OG
2002	Nathan Ball.....	OG
2003	Bo Lacy.....	OT
2004	DeCori Birmingham.....	RB
2005	Vickiel Vaughn.....	FS
2006	Desmond Sims.....	LB
2007	Robert Felton.....	OT

## JIM WELLONS DEDICATION AWARD

1978	Ron Calcagni.....	QB
1979	Kevin Scanlon.....	QB
1980	Keith Houfek.....	C
1981	Steve Clyde.....	TE
1982	Tom Jones.....	QB
1983	Milton Fields.....	LB
1984	Mark Lee.....	LB
1985	Mark Calcagni.....	QB
1986	Theo Young.....	TE
1987	Greg Thomas.....	QB
	Chris Bequette.....	OT
1988	John Bland.....	QB
1989	Billy Winston.....	TE
1991	Greg Switzer.....	LB
1992	Gary Adams.....	S
1993	Henry Ford.....	DE
1994	Willie Johnson.....	LB
1995	Spencer Brown.....	CB
1996	Vincent Bradford.....	LB
1997	Bill Carson.....	LS
1998	Benji Mahan.....	LS
1999	Joe Dean Davenport.....	TE
2000	Randy Garner.....	DE
2001	Josh Foliat.....	LB
2002	Raymond House.....	DE
2003	Mark Bokermann.....	OG
2004	Steven Harris.....	WR
2005	Kyle Dickerson.....	RB
2006	Tony Ugoh.....	OT
2007	Robert Johnson.....	WR



# HONORS

## STEVE LITTLE AWARD

### Special Teams

1982	Keith Burns.....	DB
1983	Calvin Shaw.....	LB
1984	Nathan Jones.....	DB
1992	Todd Wright.....	K
1994	Carl Kidd.....	S
1995	J. J. Meadors.....	WR
1996	Jessie Cornelius.....	FB
1997	Matt Wait.....	P
1998	Todd Latourette.....	K
1999	Tony Dodson.....	K
	Chris Akin.....	P
2000	Michael Snowden.....	WR
2001	D'Andre Berry.....	SS
2002	Richie Butler.....	P
2003	Tom Crowder.....	WR
2004	David Carlton.....	K
2005	Jacob Skinner.....	P
2006	Jacob Skinner.....	P
2007	Kevin Woods.....	FS

## BRUCE MITCHELL AWARD

### Toughness

1982	Ed Jackson.....	DE
1983	Orson Weems.....	OT
1984	Marcus Elliott.....	OG
1985	Greg Lasker.....	S
1986	Derrick Thomas.....	FB
1987	Rickey Williams.....	LB
1988	Eric Bradford.....	S
1989	Anthony Cooney.....	CB
1990	Derek Russell.....	WR
1992	E. D. Jackson.....	RB
1993	Darwin Ireland.....	LB
1994	Trent Knapp.....	LB
1995	Junior Soli.....	NG
1996	Anthony Hicks.....	LB
1997	Shannon Sidney.....	WR
1998	C.J. McLain.....	DE
1999	Jeromy Flowers.....	DB
2000	Jim Ed Reed.....	LB
2001	Sacha Lancaster.....	FB
2002	Gavin Walls.....	DE
2003	Tony Bua.....	LB/S
2004	Marcus Whitmore.....	LB
2005	Brandon Kennedy.....	FB
2006	Sam Olajubutu.....	LB
2007	Farod Jackson.....	FB

## HAROLD HORTON AWARD

### Loyalty

1999	Anthony Lucas.....	WR
2000	Rod Stinson.....	FB
2001	Curt Davis.....	NG
2002	Raymond House.....	DE
2003	Caleb Miller.....	LB
2004	Jeb Huckleba.....	DE
2005	Kyle Dickerson.....	RB
2006	Stephen Parker.....	OG
2007	Nate Garner.....	OT

## NELSON RAINEY AWARD

### Character

2000	Jeremiah Harper.....	DB
2001	Kenny Sandlin.....	OG
2002	Josh Melton.....	C
2003	Jerry Reith.....	OG
2004	Jeb Huckleba.....	DE
2005	Pierre Brown.....	LB
2006	Zac Tubbs.....	OT
2007	Marcus Monk.....	WR

## BRANDON BURLSWORTH AWARD

### Academics and one-time non-scholarship

2001	Jerry Reith.....	OG
2002	George Wilson.....	S
2003	Chuck Nalley.....	LS

2004	Tom Crowder.....	WR
2005	Dowell Loggains.....	QB/H
2006	Richard Bracken.....	WR
2007	Stephen Parker.....	OG
2008	Jeremy Davis.....	P
2009	Lucas Miller.....	WR
2010	Seth Armbrust.....	SS
2011	No recipient.....	-
2012	Seth Armbrust.....	SS
2013	David Hurd.....	OT
2014	Austin Jones.....	LB
2015	Josh Harris.....	LB
2016	Adam McFain.....	K

## LITTLE ROCK TD CLUB TEAM MVP

2004	Matt Jones.....	QB
2005	Darren McFadden.....	RB
2006	Darren McFadden.....	RB
2007	Darren McFadden.....	RB
2008	DJ Williams.....	TE
2009	Ryan Mallett.....	QB
2010	Ryan Mallett.....	QB
2011	Jarius Wright.....	WR
2012	Tyler Wilson.....	QB
2013	Trey Flowers.....	DE
2014	Jonathan Williams.....	RB
2015	Alex Collins.....	RB
2016	Austin Allen.....	QB
2017	Santos Ramirez.....	DB
2018	De'Jon Harris.....	LB
2019	Rakeem Boyd.....	RB
2022	KJ Jefferson.....	QB

## PAUL EELLS AWARD

### Perseverance, determination, courage and resolve in the face of adversity

2006	Robert Johnson.....	WR/QB
2007	Peyton Hillis.....	RB
2008	Casey Dick.....	QB
2009	Joe Adams.....	WR
2010	DJ Williams.....	TE
2011	Garrett Uekman.....	TE
2012	Dennis Johnson.....	RB
2013	Kiero Small.....	RB
2014	Martrell Spaight.....	LB
2015	Brandon Allen.....	QB
2016	Rawleigh Williams III.....	RB
2017	Kevin Richardson II.....	DB
2018	Armon Watts.....	DL
2019	McTelvin Agim.....	DL
2022	Bumper Pool.....	LB

## DAN HAMPTON AWARD

### Best D-lineman from an Arkansas college

2013	Trey Flowers.....	DE
2014	Trey Flowers.....	DE
2018	Armon Watts.....	DL

## WILLIE ROAF AWARD

### Best O-lineman from an Arkansas college

2013	Travis Swanson.....	C
2015	Sebastian Tretola.....	G
2016	Dan Skipper.....	T
2017	Frank Ragnow.....	C
2022	Ricky Stromberg.....	C

## DARREN McFADDEN AWARD

### Best RB from an Arkansas college

2018	Rakeem Boyd.....	RB
------	------------------	----

## DR. LON FARRELL AWARD

1987	Jack Gregory Magness.....	Swimming
1988	Shawn Baker.....	Basketball
1989	Cheryl McArton.....	Swimming
1990	Allen Meancham.....	Football
1991	Mary Farmer.....	Swimming
1992	Amber Nicholas.....	Basketball
1993	Cynthia TerPoorten.....	Swimming

1994	Kim Mount.....	Track
1995	Rene Pillow.....	Track
1996	Kristen DeArmand.....	Swimming
1997	Kelly Cook.....	Cross Country
1998	Alicyn Hennis.....	Soccer
1999	Louise Ostling.....	Tennis
2000	Kimberly Mourtton.....	Soccer
2001	Julie Sloniger.....	Volleyball
2002	Tiffany Woolley.....	Softball

## SEC FOOTBALL LEGENDS

1994	Lance Alworth.....	HB
1995	Joe Ferguson.....	QB
1996	Chuck Dicus.....	WR
1997	Jim Benton.....	E
1998	Clyde Scott.....	FB
1999	Bill Montgomery.....	QB
2000	Ronnie Caveness.....	LB
2001	Steve Atwater.....	FS
2002	Loyd Phillips.....	DT
2003	Wayne Harris.....	LB
2004	Fred Marshall.....	QB
2005	Quinn Grovey.....	QB
2006	Cliff Powell.....	LB
2007	Ken Hatfield.....	DB
2008	Billy Ray Smith Jr.....	LB
2009	Gary Anderson.....	RB
2010	Frank Broyles.....	Head Coach
2011	Leotis Harris.....	OG
2012	Pat Summerall.....	K/DE/TE
2013	Wayne Martin.....	DE
2014	Jerry Lamb.....	E
2015	Madre Hill.....	RB
2016	Shawn Andrews.....	T
2017	Dan Hampton.....	DT
2018	Darren McFadden.....	RB
2019	Dennis Winston.....	LB
2022	Steve Korte.....	OL

## BROYLES RAZORBACK AWARD

### Presented to senior who exemplifies Coach Broyles

2019	T.J. Smith.....	DL
------	-----------------	----

## ALL-AMERICAN BOWL

### Tampa, Fla.

1970	Gary Adams.....	S
1971	Bill Montgomery.....	QB
	Dick Bumpus.....	T
	Bruce James (South MVP Award).....	E
	Pat Morrison.....	TE
	Ronnie Jones.....	DE
1972	David Reavis.....	DT
1973	Brisen Manor.....	DT
1975	Tommy Harris.....	DB
1976	Greg Koch.....	OT
1979	Larry Jackson.....	LB

## ALL-AMERICAN CLASSIC

### Las Vegas, Nev.

2003	Tony Bua.....	FS
	Bo Lacy.....	OT
2005	DeCori Birmingham.....	RB
	Steven Harris.....	WR

## ALL-AMERICAN GAME

### Lubbock, Texas

1961	Wayne Harris.....	LB
1963	Jesse Branch.....	HB
1965	Ronnie Caveness.....	LB
1966	Jim Lindsey.....	HB
	Bobby Crockett.....	E
	Glen Ray Hines.....	T
1967	Martine Bercher.....	HB
	Jon Brittenum.....	QB
	Loyd Phillips.....	T
1970	Rodney Brand.....	C
	Cliff Powell.....	LB
1971	Chuck Dicus.....	E

	Jerry Moore.....	DB
1972	Tom Mabry.....	OT
1973	Dickey Morton.....	TB

## ALL-STAR GRIDIRON CLASSIC

### Orlando, Fla.

1998	Madre Hill.....	RB
	Todd Latourette.....	K
	Ryan Hale.....	NG
2002	Fred Talley.....	RB
	Raymond House.....	DE

## BLUE-GRAY GAME

### Montgomery, Ala.

1950	Buddy Brown.....	G
	Louis Schaufele.....	FB
1952	Buddy Sutton.....	HB
	Lewis Carpenter.....	FB
1953	Lamar McHan.....	QB
	Harold Spain.....	G
1966	Joe Black.....	LB
	Martine Bercher.....	S
1967	David Cooper.....	G
	Hartford Hamilton.....	E
	Ronny South.....	QB
1970	Bill Montgomery.....	QB
	Bruce James.....	E
	Dick Bumpas (MVP Award).....	T
1971	Jack Morris.....	DB
	Mike Kelson.....	T
1972	David Reavis.....	DT
	Jim Hodge.....	WR
1973	Jack Ettinger.....	WR
	Danny Rhodes.....	LB
1974	Rollen Smith.....	DE
1982	Phillip Boren.....	OT
1992	Ray Lee Johnson.....	DE
	Ron Dickerson Jr.....	WR
1993	Henry Ford.....	DE
	Isaac Davis.....	OG
	Kirk Botkin.....	TE
1994	Carl Kidd.....	S
1996	Mark Smith.....	LB
1997	Anthony Eubanks.....	WR
	David Sanders.....	DT

## CASINO DEL SOL ALL-STAR GAME

### Tucson, Ariz.

2012	Broderick Green.....	RB
2013	Jared Green.....	DT

## COLLEGE ALL-STAR BOWL

### Greenville, S.C.

2014	Eric Bennett.....	S
	David Hurd.....	OT
	Byron Jones.....	DT
	Jarrett Lake.....	LB

## COLLEGE ALL-STAR GAME

### Chicago, Ill.

1938	Jim Benton.....	E
	Jack Robbins.....	QB
1949	Clyde Scott.....	HB
	Bud Canada.....	E
1952	Bob Griffin.....	C
1954	Lamar McHan.....	QB
1956	Preston Carpenter.....	HB
	Henry Moore.....	FB
1957	Ronnie Underwood.....	HB
1960	Jim Moity.....	HB
1961	Lance Alworth.....	HB
1963	Danny Brabham.....	FB
1965	Ronnie Caveness.....	LB
1966	Jim Lindsey.....	HB
	Glen Ray Hines.....	T
	Bobby Crockett.....	E
1967	Harry Jones.....	HB



# HONORS

## COLLEGE GRIDIRON SHOWCASE

Arlington, Texas

2015 Tevin Mitchel.....CB

## EAST-WEST SHRINE GAME

Various Locations

1938 Jim Benton.....E  
Dwight Sloan.....HB  
1940 Kay Eakin.....OB  
1941 Howard Hickey.....E  
1946 Earl Wheeler.....G  
1949 Ed Hamilton.....E  
1951 Ken Jones.....OT  
1956 Preston Carpenter.....HB  
Henry Moore.....FB  
1957 Gerald Nesbitt (Offensive MVP).....FB  
1958 Donnie Stone.....HB  
1963 Wesley Bryant.....T  
1966 Loyd Phillips.....T  
Dick Cunningham.....T  
1967 Ernie Ruple.....T  
1976 R. C. Thielemann.....C  
Gerald Skinner.....T  
1980 Kevin Evans.....FS  
1985 Greg Lasker.....S  
1989 Steve Atwater (Defensive MVP).....S  
1990 Michael Shepherd.....DT  
1998 C. J. McLain.....DE  
1999 D. J. Cooper.....DT  
2003 Lawrence Richardson.....CB  
2005 Jeb Huckeba.....DE  
2006 Houston Nutt.....Head Coach  
De'Arrius Howard.....RB  
Brandon Kennedy.....FB  
Kyle Roper.....C  
Vickiel Vaughn.....S  
2007 Sam Olajubutu.....LB  
Keith Jackson.....DT  
2008 Michael Grant.....FS  
2012 Greg Childs.....WR  
Jerry Franklin.....LB  
Jarius Wright.....WR  
2013 Dylan Breeding.....P  
2014 Zach Hocker.....K  
Kiero Small.....FB  
2015 AJ Derby (injured).....TE  
2017 Jeremiah Ledbetter.....DE  
Brooks Ellis (sick).....LB  
Drew Morgan.....WR  
Dan Skipper.....T  
Deatrich Wise Jr. ....DE  
2018 Brian Wallace.....OL  
Armon Watts.....DL  
2020 McTelvin Agim.....DL  
De'Jon Harris (injured).....LB  
2022 Myron Cunningham.....OL  
Jordan Silver.....LS  
2023 Terry Hampton.....DT  
Jadon Haselwood.....WR  
Ricky Stromberg.....C  
Dalton Wagner.....T

## HULA BOWL

Honolulu, Hawaii

1961 Lance Alworth (MVP Award).....HB  
1964 Wesley Bryant.....T  
1965 Ronnie Caveness.....LB  
Jerry Lamb.....E  
1966 Glen Ray Hines.....T  
Jim Williams.....T  
1967 Loyd Phillips.....T  
Harry Jones.....WB  
1968 Tommy Trantham.....DB  
1970 Rodney Brand.....C  
Cliff Powell.....LB  
1971 Chuck Dicus.....WR  
Bill Burnett.....TB  
1972 Mike Kelson.....OT

Tom Mabry.....OT  
1973 Tom Reed.....OG  
Mike Reppond.....WR  
Joe Ferguson.....QB  
1974 Dickey Morton.....TB  
Danny Rhodes.....LB  
1975 Floyd Hogan.....DB  
1976 Ike Forte.....RB  
1977 R. C. Thielemann.....C  
1978 Steve Little.....K  
Patrick Martin.....DB  
Howard Sampson (injured).....DB  
Leotis Harris (injured).....G  
1979 Ron Calcagni.....QB  
Jimmy Walker.....T  
Robert Farrell.....WR  
Lou Holtz.....Head Coach  
1980 Greg Kolenda.....OT  
Greg Kolenda.....OT  
1981 Joe Shantz.....OT  
1982 Darryl Mason.....TE  
1983 Jessie Clark.....FB  
1984 Ron Faurot.....DE  
1985 Marcus Elliott.....OG  
Eddie White.....TE  
1986 Andy Upchurch.....C  
Kevin Wyatt.....CB  
1987 Limbo Parks.....OG  
1988 Tony Cherico.....NG  
Bryan White.....C  
1989 Kendall Trainor.....K  
1991 Derek Russell.....WR  
2001 Shannon Money.....OT  
2003 Caleb Miller.....LB  
2005 Arrion Dixon.....DT

## JAPAN BOWL

Tokyo, Japan

1978 Steve Little.....K  
Patrick Martin.....DB  
Howard Sampson (injured).....DB  
1979 Ron Calcagni.....QB  
Jerry Eckwood.....RB  
Larry Jackson.....LB  
Dean Weber.....Athletic Trainer  
1980 Kevin Scanlon.....QB  
1982 Darryl Mason.....TE  
Bruce Lahay.....K  
1983 Richard Richardson.....NG  
Dean Weber.....Athletic Trainer  
1984 Mark Mistler.....WR  
1986 Bobby Joe Edmonds.....RB  
1987 James Shibest.....WR  
1988 Tony Cherico.....NG  
Eric Whitted.....LB  
1990 Jim Mabry.....T  
Michael Shepherd.....T  
1992 Mick Thomas.....LB

## MEDAL OF HONOR BOWL

Charleston, S.C.

2014 Javontee Herndon.....WR  
David Hurd.....OL  
2015 Brey Cook.....OL  
Cameron Jefferson.....OL  
Tevin Mitchel.....CB  
Demetrius Wilson.....WR

## NFLPA COLLEGIATE BOWL

Carson, Calif.

2014 Kiero Small.....FB  
2015 Braylon Mitchell.....LB  
2017 Keon Hatcher.....WR  
2018 Austin Allen.....QB  
Henre' Toliver.....DB  
David Williams.....RB  
2019 Hjalte Froholdt.....OL  
Randy Ramsey.....DE

2020 Cheyenne O'Grady.....TE  
2021 Rakeem Boyd.....RB  
Jerry Jacobs.....DB  
2022 Myron Cunningham.....OL  
Grant Morgan.....LB  
Jordan Silver.....LS  
Tre Williams.....DL  
2022 Myron Cunningham.....OL  
Grant Morgan.....LB  
Jordan Silver.....LS  
Tre Williams.....DL

## NORTH-SOUTH CLASSIC

Houston, Texas

2007 Keith Jackson.....DT  
Ben Cowins.....SS  
Stephen Parker.....OG

## NORTH-SOUTH SHRINE GAME

Miami, Fla.

1957 Jay Donathan.....C  
George Walker.....QB  
1967 Tommy Trantham.....DB  
1971 Ronnie Jones.....DE  
Tom Mabry.....OT  
1972 Don Wunderly.....DT  
Tom Reed.....OG  
Mike Reppond.....WR  
Joe Ferguson.....QB  
1973 Danny Rhodes.....LB  
Jack Ettinger.....WR

Pontiac, Mich.

1976 Curtis Townsend.....LB  
Dennis Winston.....DE

## SENIOR BOWL

Mobile, Ala.

1950 Theron Roberts.....G  
Buddy Brown.....G  
1951 Buddy Rogers.....HB  
Bob Griffin.....C  
1952 Fred Williams.....T  
Buddy Sutton.....HB  
1953 Bud Brooks (MVP - South Team).....G  
1956 Henry Moore.....FB  
1957 Jay Donathan.....C  
George Walker.....QB  
1959 Jim Moody.....HB  
1961 Paul Dudley.....HB  
1962 Danny Brabham.....FB  
1966 Bobby Burnett.....TB  
Jim Lindsey.....WB  
Bobby Crockett.....E  
1968 Ernie Ruple.....T  
1969 Jim Barnes.....G  
1971 Jerry Moore.....DB  
1976 Richard LaFargue.....C  
1977 Gerald Skinner.....T  
1978 Vaughn Lusby.....DB  
1980 Greg Kolenda.....OT  
Chuck Herman.....OG  
1983 Billy Ray Smith Jr. ....DE  
Steve Korte.....OG  
1989 Kendall Trainor.....K  
1992 Ron Dickerson Jr. ....WR  
1994 Henry Ford.....DE  
Isaac Davis.....OG  
1996 Steven Conley.....DE  
1998 Brandon Burlsworth.....OG  
1999 Anthony Lucas.....WR  
David Barrett.....CB  
Kenoy Kennedy.....S  
Joe Dean Davenport.....TE  
Bobbie Williams.....OT  
2000 Quinton Caver.....LB  
Randy Garner.....DE  
Boo Williams.....WR  
2001 Carlos Hall.....DE

2003 Cedric Cobbs.....TB  
2005 Matt Jones.....QB/WR  
2007 Brett Goode.....LB  
Tony Ugho.....OT  
2008 Robert Felton.....OG  
Marcus Harrison.....DT  
Peyton Hillis.....FB  
2009 Jonathan Luigs.....C  
2010 Mitch Petrus.....OL  
2011 DeMarcus Love.....OL  
D.J. Williams.....TE  
2012 Joe Adams.....WR  
Jake Bequette.....DE  
2013 Cobi Hamilton.....WR  
Tyler Wilson.....QB  
Chris Smith.....DE  
Travis Swanson.....C  
2015 Martrell Spaight.....LB  
Trey Flowers.....DE  
2016 Brandon Allen.....QB  
Sebastian Tretola.....OG  
Jonathan Williams.....RB  
2017 Toby Baker.....P  
Jeremy Sprinkle.....TE  
Frank Ragnow.....C  
2019 Dre Greenlaw.....LB  
2020 McTelvin Agim.....DL  
2021 Feleipe Franks.....QB  
2022 John Ridgeway.....DL  
Jordan Silver.....LS

## SPIRAL TROPICAL BOWL

Daytona Beach, Fla.

2018 Robert Decker.....LS  
Dwayne Eugene Jr. ....LB  
2021 Xavier Kelly.....DL

## TEXAS VS. THE NATION

El Paso, Texas

2009 Jamar Love.....CB  
Jose Valdez.....OT

Allen, Texas

2013 DeQuinta Jones.....DT  
Ronnie Wingo Jr. ....RB  
Darius Winston.....CB



**DAVID WILLIAMS** led the National Team in rushing and had a touchdown run during the 2018 NFLPA Collegiate Bowl in Carson, California.





## ALL-TIME LETTERWINNERS

<b>A</b> Abernathy, Chad.....1995, 96, 97, 98 Adair, Marcus.....1993, 94, 95 Adams, Dave.....1962, 63 Adams, Gary.....1966, 67, 68* Adams, Gary.....1989, 90, 91, 92 Adams, Joe.....2008, 09, 10, 11 Adams, Oliver.....1927, 28 Adams, O'Neale.....1939, 40, 41 Adams, Tim.....1976, 77, 78 Adcock, Kirby.....2018, 19 Adkins, Jim.....1956 Agim, McTelvin.....2016, 17, 18, 19* Aguirre, Michael.....2006, 07, 08 Akerfelds, Darrel.....1980, 81 Akers, Freddy.....1958, 59 Akerstrom, Anders.....2004 Akin, Chris.....1998, 99 Akins, Chris.....1995 Akins, Terry.....1992 Alberty, Joe Paul.....1958, 59, 60 Alberty, Brett.....1987 Alcorn, E.....1923 Alcorn, Hal.....1917, 18, 20 Alcorn, R.E.....1917, 18, 19, 20 Alderson, Winston.....1994, 95, 96 Alexander, Brother.....1984, 85 Alexander, Marion.....1943 Alexander, Tim.....1976, 80 Allen, Austin.....2014, 15, 16, 17* Allen, Brandon.....2012, 13, 14*, 15* Allen, Clint.....1976 Allen, Jason.....1991, 92, 93, 94* Allen, Joe.....1909 Allen, Josh.....2015 Allen, V.V.....1896 Allison, Robert.....1939 Alworth, Lance.....1959, 60, 61 Ambrose, Damario.....2007, 08, 09, 10 Amis, William.....1921, 22 Anderson, Gary.....1979, 80, 81, 82* Anderson, Jamaal.....2004, 05, 06 Anderson, Ken.....1994, 95, 96, 97* Anderson, Kevin.....1984, 85 Anderson, Paul.....1944, 45 Andrews, Shawn.....2001, 02, 03 Antwine, Anthony.....2014, 15 Apolskis, Rick.....1986, 87, 88, 89 Arenz, Terry.....1958 Arinze, Patrick.....2014 Armbrust, Seth.....2009, 11 Armendariz, Richard.....1984 Askew, Lavunce.....2008, 09, 10 Atiga, Robert.....2011, 13 Atkinson, Drexel.....1948, 49 Atteberry, Dwight.....1990, 91 Atwater, Steve.....1985, 86, 87, 88* Atwood, Ralph.....1937, 38, 39 Audas, Stan.....1973, 75 Ausley, Peyton.....2019 Avery, Steve.....1973, 75 Avlos, Nick.....1973* Ayers, James.....1925, 26	Baldwin, Alton.....1943, 44, 45, 46 Baldwin, Jake.....1945, 49 Ball, Cam.....2022 Ball, Nathan.....1999, 00, 01, 02 Balseiro, Chris.....2003, 04, 05 Banks, Curtis.....1988, 89, 90, 91 Banks, Reggie.....2003, 04 Banks, Tim.....1965 Bankston, Bill.....1927, 28 Barker, Hubert.....1940, 41 Barnes, Charlie.....1958 Barnes, David.....1957 Barnes, Jim.....1966, 67, 68* Barnes, J.J.....1901 Barnes, Teddy.....1973, 74, 75 Barnett, Brandon.....2007, 08, 09 Barnett, Robert.....1957 Barrett, David.....1996, 97, 98, 99* Barrow, Bubba.....1986, 87, 88, 89 Barwegen, Doug.....1975, 76, 77 Basore, George.....1919, 20, 21 Bass, Bill.....1947, 48, 49 Bates, Jake.....2022 Battle, Khiry.....2008 Bauer, Reid.....2018, 19, 20, 21, 22 Bax, Nathan.....2020, 21, 22 Baxter, John.....1979 Baxter, Robert.....1979 Bayne, Louis.....1944 Bazzell, David.....1981, 82, 84, 85* Beachum, Rodney.....1982, 83, 84, 85 Beane, Colmore.....1944 Beanum, Tevin.....2014, 15, 16 Beard, Abner H.....1900, 02 Beard, Chip.....1982 Beard, Scott Oscar.....1903 Beasley, Jimmy.....2000, 01, 02, 03* Beavers, Garland.....1926, 27, 28 Beck, Austin.....2014, 15 Belknap, Ray.....1919 Bell, Geno.....1993, 94, 95, 97 Bell, Jamario.....2018, 19 Bell, Mark.....1987, 88, 89 Bell, Richard.....1957, 58* Bemberg, Clay.....2010 Bender, Mike.....1964, 65* Bennett, Archie.....1970, 71 Bennett, Eric.....2010, 11, 12, 13 Bennett, Richard.....1955, 56, 57 Bennett, Ronnie.....1969, 70 Benoit, Steve.....1970 Benson, Buddy Bob.....1954, 55 Benson, Ken.....1989, 90 Benson, Mike.....1986, 87 Benton, James "Jim".....1935, 36, 37* Benton, Jim.....1970, 71, 72 Benton, W.R.....1932, 33, 34* Bentz, J.L.....1895 Bequette, Chris.....1984, 85, 86, 87* Bequette, George.....1954, 55, 56 Bequette, Jake.....2008, 09, 10*, 11* Bequette, Jay.....1980, 81, 82 Bercher, Martine.....1964, 65, 66 Berezansky, Chris.....2008 Berne, Dennis.....1967, 68, 69 Berry, Benny.....1954, 56 Berry, Charlie.....1956 Berry, D'Andre.....1998, 99, 00, 01 Berry, Greg.....1983 Berry, Homer.....1922, 23, 24 Berry, Matt.....2018, 19 Berryhill, Stuart.....1964, 65, 66 Bettis, Evan.....2008 Beutelschies, Gene.....1962 Bexley, Carleton.....1996 Bickerstaff, Ray.....1945 Biddle, Joe.....1932, 33 Billings, Fred M.....1999 Billingsley, Mickey.....1974, 76, 77 Binnion, Scott.....1970, 71, 72	Biocic, Jerry.....1986, 87 Birdwell, Steve.....1969, 70, 71 Birmingham, DeCori.....2001, 02, 03, 04* Bishop, La'Darius.....2019, 20, 21, 22 Black, Charles.....1932, 33 Black, Bo.....1967, 68 Black, Joe.....1964, 65, 66 Blackburn, Claud.....1924 Blackburn, Clifford.....1923, 24 Blackmer, D.....1901 Blair, Simeon.....2019, 20, 21, 22* Blakely, Gervis T.....1920 Blakely, Ronnie.....1961 Bland, John.....1985, 86, 87, 88* Bledsoe, Fred.....2004, 07 Blevins, Paul.....1969 Bloom, John R.....1903, 04 Boatwright, William.....1897, 98 Bobo, Donny.....1976, 77, 78 Boepple, Emil.....1932, 33 Bogard, Jerry.....1951, 52, 53 Bohanon, Alex.....1993 Bokermann, Mark.....2000, 01, 02, 03 Boles, John.....1956, 57 Bolton, Andy.....1973 Bonneau, Rob.....1989 Bonner, Mark.....2005, 06, 07 Booth, Marc.....1991 Boozman, H.....1924, 25, 26* Boozman, John.....1971, 72 Boren, Phillip.....1979, 81, 82, 83 Boschetti, Mike.....1968, 69, 70* Both, Brooks.....2022 Botkin, Kirk.....1990, 91, 92, 93* Boulware, David.....1993 Boutwell, Dale.....1956 Bowles, Darryl.....1979, 80, 81, 82 Boyd, Bill.....1964 Boyd, Cordale.....2013, 14, 15 Boyd, Rakeem.....2018, 19, 20 Boydston, Brian.....1997 Brabham, Danny.....1960, 61, 62 Bracey, Bill.....1951 Bracken, Richard.....2005 Bradford, Carl.....1985, 86, 87 Bradford, Eddie.....1952, 53, 54 Bradford, Eric.....1985, 86, 87, 88 Bradford, Mike.....1978, 80 Bradford, Vincent.....1993, 94, 95, 96 Bradford, W.....1909, 10, 11, 12 Bradford, William.....1921 Bradley, Freddie.....1991 Bradley, Melvin.....1996, 97, 98 Bradsher, Bobby.....1971 Branch, Eric.....1997, 98, 99 Branch, Jesse.....1961, 62 Branch, Job.....1984, 85 Brand, Mike.....1984 Brand, Rodney.....1971, 72 Brand, Rodney.....1967, 68, 69* Brandt, Jason.....1988, 89, 90 Brannon, Robert.....1983, 84 Brasher, Tommy.....1961, 62, 63 Brasuell, Jackie.....1963, 64, 65* Braswell, J.C.....1894 Brawner, Jim.....1971, 72 Bray, Don.....1994, 95 Brazil, Ernest.....1917, 18 Breedon, Sam.....2000, 01 Breeding, Dylan.....2009, 10, 11, 12 Brewer, Nick.....2010, 12 Briggs, Oscar Garner.....1899 Brini, Latavious.....2022 Britt, Maurice.....1938, 39, 40 Britt, Tommy.....1951 Brittenuum, Jon.....1963, 65, 66 Broadway, Ramon.....2007, 08, 09, 10* Brooks, Chris.....1998, 99 Brooks Jr., Greg.....2019, 20, 21 Brooks, Jermaine.....1999, 00, 01	Brooks, John.....1991 Brooks, Sam.....1994, 96, 97 Brooks, William Bud.....1952, 53, 54 Brothers, Richard.....1985, 86, 87, 88 Brown, Anthony.....2005, 06 Brown, Anthony W.....2014 Brown, Charlie.....1974 Brown, Fred I.....1900, 01* Brown, J.R.....1986, 87 Brown, Justin.....1995, 96 Brown, Larry.....1973, 75 Brown, Montaric.....2018, 19, 20, 21 Brown, Pierre.....2002, 03, 04, 05* Brown, Russ.....1995, 96, 97, 98 Brown, Spencer.....1992, 93, 94, 95 Brown, Thomas.....1978, 81, 82 Brown, Vann.....1934, 35, 36 Brown, William Buddy.....1948, 49, 50* Browne, Leshon.....1986 Browning, Eric.....1989, 90, 91, 92 Bruick, Kevin.....1985 Bryan, Cameron.....2009, 12 Bryan, Frank.....1910 Bryan, Lemuel B.....1901, 02* Bryant, Larry Gunn.....1983 Bryant, Thakkeus "Bam".....2002 Bryant, Trent.....1977, 78, 79, 80 Bryant, Wesley.....1961, 62, 63 Bua, Tony.....2000, 01, 02, 03* Buckalew, Hollis.....1928, 29, 30 Buckingham, Earl.....1980, 81, 82 Buehner, Brian.....2011, 12, 13 Bull, Scott.....1972, 74, 75* Bumpas, Dick.....1968, 69, 70* Burchfield, Mike.....1977, 78, 79 Burks, Pete.....1995, 96 Burks, Treyton.....2019, 20, 21 Burleson, C.H.....1943 Burlingame, Mike.....1977, 78, 79 Burlsworth, Brandon.....1995, 96, 97, 98* Burnett, Bill.....1968, 69, 70* Burnett, Bobby.....1964, 65* Burnett, Tommy.....1965, 66 Burns, Billy.....1972, 73, 74* Burns, Keith.....1980, 81, 82 Burns, Olan.....1954, 55, 56 Burris, Pat.....1989, 90 Burstein, Matt.....1999, 00 Burton, Freddy.....2007, 08, 09, 10 Busby, Bo.....1973, 74, 75, 76 Bush, Devin.....2019, 20, 21 Butler, Richie.....1999, 00, 01, 02* Butler, Steve.....1958, 59, 60* Butz, Sam.....1949 Bynum, Firmon.....1940, 41	Cain, Dustin.....2010 Cain, Terrance.....1988 Cain, Tim.....1988 Calcagni, Mark.....1984, 85 Calcagni, Ron.....1975, 76, 77, 78* Caldwell, Ravin.....1982, 83, 84, 85 Caldwell, Tracy.....1990, 91, 92, 93 Calloway, Chevin.....2017 Calvin, Carlton.....1991, 92, 93, 94 Calvaruso, Vito.....2020, 21 Cameron, Pat.....1989, 90 Campbell, Charles.....1915, 16 Campbell, Dean.....1972 Campbell, Jason.....2001 Campbell, Joe.....1939 Campbell, Leon.....1946, 47, 48, 49 Campbell, Louis.....1970, 71, 72* Campbell, Marcus.....1994, 95, 96, 97 Campbell, Mike.....1973, 74, 75* Campbell, R. Roy.....1894 Campbell, Steadman.....2000, 01 Canada, Eugene Bud.....1945, 46, 47, 48 Cantlope, Tracy.....1992, 93, 94, 95 Cantrell, Austin.....2016, 17, 18 Capps, Austin.....2016, 17, 18, 19 Capshaw, Gary.....1972 Caratan, George.....2020 Carder, David.....1957 Carlton, David.....2001, 02, 03, 04 Carpenter, J.P.....1943 Carpenter, Lewis.....1950, 51, 52 Carpenter, Preston.....1953, 54, 55* Carr, Daunte.....2011, 12, 13, 14 Carroll, Ahmad "Batman".....2001, 02, 03 Carroll, J.J.....1915 Carson, Bill.....1994, 95, 96, 97 Carter, Bill.....1969, 70, 71 Carter, Bubba.....1983 Carter, Damani.....2015, 18 Carter, Elmo.....1896, 97 Carter, Harry.....1942, 46 Carter, Jan.....1938, 39, 40 Carter, J.N.....1913 Carter, Taurean.....2020, 21 Caruthers, Ernie.....1978 Castillo, Eric.....1989 Castleberry, Mike.....1983 Caston, Marvin.....1996, 97, 98, 99 Catalon, Jalen.....2019, 20, 21*, 22* Catalon, Kendall.....2021 Cato, Daryl.....1939, 40, 41* Cauthron, Jim.....1952, 53 Caver, Quinton.....1997, 98, 99, 00 Cawood, Jim Brown.....1894 Caveness, Ronnie.....1962, 63, 64* Ceaser, Caleb.....2003 Centers, Donnie.....1983, 85, 86 Chalene, Scott.....1981, 83 Chalmers, Chris.....1996, 97, 98, 99 Chambers, Anthony.....1985, 86, 87, 88 Chambers, Joe.....1929, 30, 32 Chapman, Johnson.....1901, 02 Charpentier, Luke.....2011, 12, 13, 14 Chatman, Tyrone.....1990, 91, 92, 93* Chavis, Malik.....2019, 20, 21, 22 Cherico, Tony.....1984, 85, 86, 87* Cherry, Mike.....1993, 94 Cheyne, Bob.....1973 Cheyne, Tommy.....1973, 74, 75 Childress, Bob.....1956, 57 Childress, Freddie.....1985, 86, 87, 88 Childress, John.....1959, 60, 61* Childs, E.....1902 Childs, Greg.....2008, 09, 10, 11 Childs, James L.....1904 Chinn, John.....1932 Chipman, Marvin.....1925, 26 Christenbury, Tom.....1980, 81 Christian, Don.....1955, 56, 57 Chukwuma, Chrys.....1996, 97, 98, 99 Chunn, Del.....1990 Cialone, Felice.....1942 Cissell, Mickey.....1960, 61 Clabom, Joe.....1945, 48 Clark, Elbert.....1900, 01, 02 Clark, Hudson.....2020, 21, 22 Clark, Jack.....1940, 41 Clark, Jessie.....1981, 82* Clark, Leon.....1994 Clark, W.H.....1930 Clark, Zak.....2000, 01 Clary, Ty.....2017, 18, 19, 20, 21 Claville, Marcus.....1997 Clay, Billy.....1960, 63 Clay, Charles.....1975, 76, 77, 78 Clay, Collin.....2019 Clayton, Michael R.....1957 Clenin, Shane.....2018, 19, 20, 21 Cleveland, Ben.....2006, 08, 09, 10 Cleveland, Jay.....1986 Clinton, Chris.....2002 Clyde, Steve.....1977, 79, 80, 81 Coats, Jeff.....1939, 40, 41
---	---	--	--	---





## ALL-TIME LETTERWINNERS

Coates, Julius.....2020  
 Cobbs, Cedric.....1999, 01, 02, 03  
 Cochran, Maurice.....1915, 16  
 Cody, Russell.....1967, 68, 69  
 Coe, Michael.....2003, 04, 05  
 Colbert, Cameron.....2015, 16  
 Cole, Bob.....1993  
 Cole, Charles.....1956  
 Cole, George.....1925, 26, 27  
 Cole, Harper.....2021, 22  
 Cole, Johnny.....1950, 51, 52  
 Cole, Nathan.....1995, 96, 97, 98  
 Cole, Ray.....1937, 38, 39\*  
 Coleman, Eusell.....1925, 26, 27\*  
 Coleman, James W.....1916, 17, 18, 19\*  
 Coleman, Richard.....1968, 69  
 Coleman, Rod.....2006, 07  
 Coleman, Sam.....1921, 22, 23\*, 24  
 Coleman, Tiquention.....2013, 14  
 Coleman, Will.....2012  
 Coley, DeAndre.....2014, 15, 16, 17  
 Collier, Jimmy.....1959, 60, 61  
 Collins, Alex.....2013, 14, 15  
 Collins, Jared.....2013, 14, 15, 16  
 Collins, Kirk.....1988, 89, 90, 91\*  
 Collins, Ronnie.....1976  
 Collins, Shane.....2002  
 Collins, Terrell.....2018  
 Compton, Kevin.....2021  
 Conger, Marvin.....1944  
 Conley, Steve.....1992, 93, 94, 95\*  
 Connor, Paul.....1965, 66, 67  
 Cook, Brey.....2011, 12, 13, 14\*  
 Cook, Grant.....2008, 09, 10, 11  
 Cook, Jake.....1913, 14  
 Cook, John D.....1954  
 Cooks, Mark.....1995  
 Cooney, Anthony.....1986, 87, 88, 89\*  
 Cooney, Mike.....1958  
 Cooper, David.....1965, 66, 67  
 Cooper, D.J.....1996, 97, 98, 99  
 Cope, Larry.....1943, 44  
 Corbett, Lundy.....1936  
 Cordell, Corkey.....1970, 71  
 Cordelli, Mark.....1986  
 Corgan, Charles.....1923  
 Cornelius, Jared.....2014, 15, 16, 17, 18  
 Cornelius, Jessie.....1994, 95, 96  
 Cornish, Bryan.....1991, 92, 93, 94  
 Corrotto, Leo.....1933  
 Cory, A.B.....1894  
 Cory, Henry J.....1894  
 Cotton, Delano.....1962  
 Cotton, Kotto.....1991, 92, 93  
 Counce, Dale.....1945, 46, 47  
 Courtney, J.G.....1898  
 Covington, Pete.....1956  
 Cowan, D. Arthur.....2012, 13  
 Cowger, James.....1925, 26, 27  
 Cowins, Ben.....1975, 76, 77, 78\*  
 Cox, Curtis.....1959, 60  
 Cox, David.....1968, 69  
 Cox, Harold Earl.....1943, 48  
 Cox, Harold Eugene.....1952  
 Cox, James.....1947  
 Cox, Steve.....1971  
 Cox, Steve.....1979, 80  
 Crabaugh, Alfred J.....1921, 22, 23  
 Crabaugh, Quentin.....1927, 28, 29  
 Crafton, James.....1947, 48  
 Craig, Reggie.....1972, 73, 74  
 Craig, Tim.....2000  
 Crawford, Danny.....1973, 74  
 Crawford, Elbert.....1986, 87, 88, 89\*  
 Crawford, Kerry.....1985, 86, 87, 88  
 Crawford, London.....2006, 07, 08, 09  
 Crawford, Ty Kieast.....2021, 22  
 Creekmore, Steve.....1908, 09, 10\*  
 Creighton, Milan.....1928, 29, 30\*

Crim, Rudell.....2009, 10  
 Criswell, Oliver.....1933, 34  
 Crocker, Patrick.....1989, 90  
 Crockett, Bobby.....1963, 64, 65\*  
 Crook, Jordan.....2022  
 Cross, Bob.....1950  
 Cross, Gary.....2017, 18  
 Crow, Olan.....1945  
 Crowder, Tom.....2001, 02, 03  
 Crowley, L.G.....1896  
 Culpepper, Oren.....1954, 55, 56  
 Culwell, J.D.....1904, 05, 06, 07  
 Cunningham, Dick.....1964, 65, 66  
 Cunningham, Myron.....2019, 20\*, 21\*  
 Curl, Kamren.....2017, 18, 19  
 Curry, Ken.....1970  
 Curtis, DeAnthony.....2008, 09, 10, 11  
 Curtis, Jordan.....2018, 19  
 Cypert, Boyd.....1910, 11, 12

**D**  
 D'Appollonio, Alan.....2011, 12, 13, 14  
 Dacus, Weston.....2004, 05, 06, 07\*  
 Daily, Adam.....1999, 00  
 Daily, Marvin.....1973, 74, 75  
 Dale, Jack.....1928, 29, 30  
 Dalton, Dallas.....1950  
 Dalton, Nate.....2017, 18  
 Dameron, Kim.....1979, 80, 81, 82  
 Danenhauer, Marcus.....2015  
 Daniel, Charles.....1963, 64\*  
 Danielowicz, Mark.....1984, 85  
 Darr, Earl.....1929, 30, 31  
 Daugherty, Ray.....1947  
 Davenport, Joe Dean.....1996, 97, 98, 99  
 Davenport, Scott.....2000, 01, 02, 03  
 Daves, Joe Paul.....1966, 67  
 David, Richard.....1990, 91, 92  
 Davidson, Gene.....1915, 16, 17\*, 18, 19  
 Davie, Andrew.....2006, 07, 08  
 Davillier, Nico.....2022  
 Davis, Adrian.....2006, 07, 08, 09  
 Davis, Alfred.....2009, 10, 11, 12\*  
 Davis, Curt.....1998, 99, 00, 01\*  
 Davis, Elijah.....1973, 74, 75, 76  
 Davis, Isaac.....1990, 91, 92, 93  
 Davis, Jeff.....1991  
 Davis, Jeremy.....2004, 06, 07, 08  
 Davis, Knile.....2009, 10, 12\*  
 Davis, Mike.....1971, 72  
 Davis, Vincent.....1991  
 Davis, Wendel.....2006, 07, 08, 09  
 Davis, William Jake.....1946, 49  
 Davis, Raymond L.....1907, 08, 09, 10  
 Davis, Walter.....1943  
 Deacon, Adam.....2014  
 Deacon, Tyler.....2011, 12  
 Dean, Brian.....1999  
 Dean, Demetrius.....2012  
 Dean, DJ.....2013, 14, 15, 16  
 Deason, Jess.....1955  
 DeBorde, Skipper.....1971  
 Decker, Robert.....2016, 17  
 Delco, Del.....1992, 93, 95  
 Delmanego, Frank.....1941, 42  
 Deloney, Ernest D.....1905  
 Derby, AJ.....2013, 14  
 Derry, Lee.....1923, 24  
 De Salvo, Henry.....1947  
 Dew, Robert.....1969  
 Dew, Tommy.....1967, 68, 69  
 Dewey, Mark.....1978, 79  
 Dhonau, Lloyd.....1925, 26  
 Dick, Casey.....2005, 06, 07, 08\*  
 Dick, Nathan.....2008  
 Dickerson, Kyle.....2002, 03, 04, 05\*  
 Dickerson Jr., Ron.....1989, 90, 91, 92  
 Dickey, David.....1966, 67, 68  
 Dickson, Earnest.....1907, 08  
 Dickson, Enos H.....1906

Dicus, Chuck.....1968, 69, 70  
 Dingler, Lamar.....1943\*, 44\*  
 Dixon, Arrion.....2001, 02, 03, 04\*  
 Dixon, Tommy.....1967, 68  
 Dodson, Matt.....2016  
 Dodson, Tony.....1999  
 Domineck, Jordan.....2022  
 Dominguez, Ray.....2007, 08, 09, 10  
 Donaldson, John.....1935, 37  
 Donathan, Jay.....1955, 56, 57\*  
 Donathan, Jeff.....1926, 27  
 Donoho, Tommy.....1944  
 Dossey, Jerry.....1967, 68, 69  
 Doughty, Dan.....2002, 03  
 Douglas, Freddie.....1972, 73, 74, 75  
 Douglas, Mark.....1979, 80, 81, 82  
 Douglas, Steve.....1979, 80, 81  
 Douglass, Bill.....1965  
 Downey, Tim.....1973  
 Drake, Randy.....1972, 73, 74  
 Draper, Levi.....2020  
 Drover, W.H.....1910, 11  
 Drummonds, Lamar.....1957  
 Dubinion, Rashod.....2022  
 Dubs, Ford.....1913, 15  
 Duckworth, Bobby.....1977, 78, 79, 80  
 Dudley, David.....1983, 84, 85, 86  
 Dudley, Paul.....1959, 61  
 Duffy, Richard.....1984  
 Dugan, Joe.....1949  
 Duke, Alvin C.....1946, 47, 48, 49\*  
 Dumas, Sammy.....1951, 52  
 Dunagin, Sean.....1980  
 Duncan, William Robert.....1953  
 Dunkelgod, Dennis.....1973  
 Durmon, John.....2008, 09

**E**  
 Eakin, Kay.....1937, 38, 39\*  
 Eason, Alcuin P.....1902, 03, 04  
 Eason, Darrel.....1980, 84  
 East, Jack.....1922  
 Eckert, George.....1948, 49, 50\*  
 Eckwood, Jerry.....1975, 76, 78  
 Edmonds, Bobby Joe.....1983, 84, 85  
 Edmondson, Jim.....1930, 31, 32  
 Edwards, Deon.....2018, 19, 20, 21  
 Edwards, Fred.....1969, 70  
 Edwards, George.....1957  
 Edwards, Kendrick.....2014  
 Edwards, Ross.....1917  
 Edwards, T.A.....1895, 96  
 Egan, Bob.....1950  
 Eichler, John.....1967, 68, 69  
 Eldson, Gus.....1932, 33, 34  
 Ellington, T.E.....1905, 06, 07, 08, 09  
 Elliott, Jim.....1977, 78, 79, 80  
 Elliott, Marcus.....1982, 83, 84\*  
 Ellis, Brooks.....2013, 14, 15\*, 16\*  
 Ellis, William Y.....1900, 01  
 Ellison, Lance.....1991, 92, 93, 94  
 Elton, Murry.....1951, 52  
 Emert, Nathan.....2007  
 Emrich, Matt.....2013, 14, 15, 16  
 Epp, Marlin.....1958, 59, 60  
 Erwin, J.L. Buzz.....1968  
 Erwin, Judson L.....1930, 31, 32  
 Estes, Benny.....1965  
 Estes, Dan.....1908, 10, 11\*, 13  
 Ettinger, Jack.....1971, 72, 73\*  
 Eubanks, Anthony.....1994, 95, 96, 97\*  
 Eugene Jr., Dwayne.....2014, 15, 16, 17  
 Evans, Caleb.....2009  
 Evans, Denzell.....2014, 15  
 Evans, Hoover.....1960, 61, 62  
 Evans, Kevin.....1976, 78, 79, 80  
 Ewart, James B.....1917, 19, 20

**F**  
 Fairchild, Freddie.....2005, 07  
 Farr, Ryan.....2011  
 Farrell, Robert.....1976, 77, 78, 79  
 Faulkinberry, Charles.....1952  
 Faurot, Ron.....1980, 81, 82, 83\*  
 Felton, Robert.....2004, 05, 06, 07  
 Fenton, Aaron.....2008  
 Ferguson, Jerry.....1956, 57  
 Ferguson, Joe.....1970, 71, 72  
 Ferguson, John.....1948, 49  
 Ferguson, Pedro.....1957  
 Fergusson, John Bubba.....1960  
 Field, Bobby.....1968, 69, 70  
 Fields, Johnny.....1959, 60  
 Fields, Milton.....1980, 81, 82, 83  
 Fillmore, Sedric.....1989  
 Finch, James.....1962, 63, 64\*  
 Finney, Tom.....1930  
 Fischel, Frank.....1949, 50, 51  
 Fish, Reggie.....2005, 06, 07, 09  
 Fishback, Herbert.....1894, 95\*, 96\*, 97\*  
 Fisher Jr., Kelvin.....2012  
 Fleming, Bert R.....1907, 08, 09  
 Fletcher, Marion.....1936, 37, 38  
 Fletcher, Max.....2022  
 Fletcher, Reed.....1913  
 Floor, Ben.....1987, 88, 90  
 Flores, Shon.....1989, 90  
 Flowers, Jeromy.....1996, 97, 98, 99  
 Flowers, Trey.....2011, 12, 13, 14\*  
 Floyd, Cornelius.....2014, 15  
 Flynn, Austin.....2012  
 Folliart, Josh.....2000, 01  
 Fong, John.....1958  
 Ford, Elton.....2008, 09, 10, 11  
 Ford, Henry.....1943, 44, 45\*, 46  
 Ford, Henry.....1990, 91, 92, 93  
 Ford, Jerry.....1954, 56, 57  
 Foreman, Jim.....1953  
 Foreman, Marshall.....1984, 85, 86  
 Forrest, Micheal.....1975, 76, 77, 78  
 Forrester, William Ron.....1952, 53  
 Forsythe, Charles.....1945  
 Fortin, Cade.....2022  
 Forte, Elston.....2005, 06, 07, 08  
 Forte, Ike.....1974, 75\*  
 Forte, Robert.....1940, 41, 42\*  
 Forte, Rod.....1984, 85  
 Foster, Barry.....1987, 88, 89  
 Foucha, Joe.....2018, 19, 20, 21\*  
 Fowler, Aubrey.....1946, 47  
 Fowler, Tommy.....1961  
 Franklin, Bill.....1946, 47  
 Franklin, Jerry.....2008, 09, 10\*, 11\*  
 Franklin, Kenny.....1986  
 Franklin, Luther.....1982, 83, 84, 85  
 Franks, Felipe.....2020\*  
 Frappia, L.A.....1915  
 Frazier, E.H.....1912, 15  
 Freeland, Stuart.....1971, 72  
 Freeman, Grant.....2008, 09, 10, 11  
 Freeman, Reggie.....1975, 76, 77  
 Freeman, Stan.....1978, 79  
 Freeman, William A.....1897, 98, 99, 00  
 French, Keith.....1971  
 Frieberger, John.....1938, 39, 40  
 Froholdt, Hjalte.....2015, 16, 17, 18\*  
 Fryer, Jimmy.....1970  
 Fuchs, Rolland.....1973, 74, 75  
 Fulbright, Bill.....1921, 22, 23, 24  
 Fulbright, Jack.....1918  
 Fulcher, Don.....1975, 76  
 Fulcher, Ron.....1973, 74, 75  
 Fuller, Bill.....1953, 54, 55  
 Fuller, Dick.....1970  
 Fulton, Earl.....1933  
 Furo, Sammy.....1949, 50  
 Futrall, Byron.....1923, 24

**G**  
 Gaines, Rohan.....2012, 13, 14, 15  
 Gallon, Jimarr.....2001, 02  
 Galloway, Bob.....1976  
 Galloway, Neal.....1981, 82  
 Garber, Russ.....1969, 70, 71  
 Garcia, Desmond.....1999, 00  
 Gardiner, Karch.....2019, 20  
 Gardner, Carnall.....1927, 28, 29  
 Gardner, Ellis.....1934  
 Gardner, Gerald.....1958, 59  
 Garner, Lynn.....1967, 68, 69  
 Garner, Nate.....2004, 05, 06, 07  
 Garner, Randy.....1997, 98, 99, 00  
 Garlington, Tom.....1951, 52  
 Garrett, Dean.....1959, 60, 61  
 Garrett, Grant.....1995, 96, 97, 98\*  
 Garrett, Wayne.....1955  
 Garrison, Greg.....1981, 82, 83, 84  
 Gatlin, Noah.....2020  
 Gatson, Carlos.....1988  
 Gatson, Greg.....2010, 11  
 Gatson, Greg.....1982, 83, 84, 85  
 Gaston, James.....1959, 60  
 Gels, Clarence.....1927, 28, 29\*  
 Geiser, Elvin O.....1932, 33, 34  
 Geitner, John.....1999, 00  
 Gentry, Williams.....1926  
 Geoghagen, Danny.....1968  
 Gerald, Dorian.....2018, 19, 20, 21, 22  
 Gervasi, Ray.....2012, 13  
 Gibbs, Melvin.....1964, 65, 66  
 Gibson, Johnny.....2016, 17, 18  
 Gifford, Todd.....1988, 89, 90  
 Gilbert, Tyler.....2011  
 Gilbow, Billy.....1956, 57, 58  
 Gilbow, Matt.....2004  
 Gilliam, Bobby.....1953, 54, 55  
 Gilmore, George.....1935, 36, 37  
 Ginn, Charles.....1980, 81, 82  
 Ginn, Tom.....1976, 78, 79  
 Glover, Steve.....1972  
 Goff, Jeff.....1978, 79, 80, 81  
 Gold, Paul.....1917, 18\*  
 Golden, Colby.....2003, 04, 05, 06  
 Goode, Brett.....2003, 04, 05, 06  
 Goodman, John Ed.....1983  
 Gordan, David.....2009  
 Gordon, Minor.....1916  
 Gordon, Nathan.....1936, 37  
 Gordon, Trent.....2021, 22  
 Gorton, Drew.....2015  
 Gotto, Bill.....1971, 73  
 Grabiel, Kent.....1921  
 Gragg, Chris.....2008, 10, 11, 12  
 Gragg, Will.....2017  
 Gramlich, Billy.....1960  
 Grant, Michael.....2004, 05, 06, 07  
 Graves, Cecil Buster.....1951, 52, 53  
 Gray, Bill.....1962, 63, 64\*  
 Gray, Cord.....2006, 08  
 Gray, Kenneth.....1949  
 Gray, Oscar.....1992, 93, 95  
 Grayson, Wade.....2007, 08, 09, 10  
 Green, A.J.....2021, 22  
 Green, Broderick.....2009, 10, 11  
 Green, Jared.....2011, 12  
 Green, Jerry.....1958, 59  
 Green, Orlando.....1998, 99, 00  
 Green, Robert.....1941, 42  
 Greenlaw, Dre.....2015, 16, 17, 18\*  
 Greenwell, Lynn.....1958  
 Gregory, Chip.....2007  
 Gregory, Eric.....2019, 20, 21, 22  
 Griffin, Mike.....1970, 71, 72  
 Griffin, Robert.....1949, 50, 51  
 Grizzle, Jim.....1961, 62, 63\*  
 Grooms, Richard.....1988  
 Grove, Quinn.....1987, 88, 89, 90\*  
 Guest, Gordon.....1963





## ALL-TIME LETTERWINNERS

Guidry, Briston .....2017, 18  
Guillot, David .....1984  
Gullett, Ryan .....2003  
Gunderson, Blake .....2011  
Gunn, David .....1986  
Gunn, Johnson .....1952  
Gunnell, G.W. ....1896  
Gunter, Grayson .....2016, 18, 19  
Guynes, W.M. ....1910, 11

**H**  
Hackett, Khalia .....2014, 15, 16  
Haden, Jack .....1933, 34, 35  
Hagan, Chester Earl .....1933  
Hager, James .....1946  
Hale, Harver .....1915, 16  
Hale, Ryan .....1995, 96, 97, 98\*  
Hales, Mike .....1962  
Hall, Carlos .....1998, 99, 00, 01\*  
Hall, DeAnthony .....1995, 96  
Hall, George .....1978, 79, 80, 81  
Hall, Jake .....2016, 17  
Hall, Reggie .....1985, 86, 87, 88  
Hallum, Charles .....1951, 52, 53  
Halstead, Glenn .....1944, 49  
Ham, H.H. ....1897, 99  
Hamberg, Harold .....1940  
Hamberg, Walter .....1938, 39  
Hamilton, Cobi .....2009, 10, 11, 12  
Hamilton, Ed .....1946, 48  
Hamilton, Hartford .....1965, 66, 67\*  
Hamilton, Norman .....1922, 23, 24  
Hamilton, Ray .....1935, 36, 37  
Hamilton, Sparky .....1999, 00, 01, 02\*  
Hamlin, Ken .....2000, 01, 02  
Hammers, Ronnie .....1968, 69, 70  
Hammonds, T.J. ....2016, 17, 19, 20, 21  
Hampton, Dan .....1975, 76, 77, 78  
Hampton, Harvey .....1973, 74, 75, 76  
Hampton, Bobby .....1999, 00  
Hampton, Terry .....2022  
Hampton, William .....1975, 76, 77, 78  
Hanes, Bob .....1965  
Hanner, Dave .....1949, 50, 51\*  
Hannah, Jackson .....2017  
Hansard, Harry .....1920, 21, 22  
Hardin, T.H. ....1915, 16, 17, 18  
Hardwick, Richard .....1954  
Harmon, Neil .....1927  
Harrish, Roger .....1969, 70  
Harper, David .....1912  
Harper, Harb .....1987, 88  
Harper, LaSalle .....1987, 88  
Harper, Jeremiah .....1997, 98, 99, 00  
Harrell, Chase .....2018, 19  
Harrell, Gary .....1967  
Harrell, Derrick .....1995  
Harrell, Jeremy .....2003, 04, 05, 06  
Harrington, Leroy .....1921, 22  
Harris, Albert .....1986, 87, 89, 90  
Harris, Alex .....1995, 96, 97  
Harris, Bret .....2008, 09, 11  
Harris, Corey G. ....2000, 01  
Harris, DeJon .....2016, 17, 18\*, 19\*  
Harris, Elliott .....2001, 02, 03, 04  
Harris, Harold .....1998, 99, 01  
Harris, Jamel .....1996, 97, 98, 99  
Harris, Josh .....2015, 16  
Harris, Leotis .....1974, 75, 76, 77\*  
Harris, Matt .....2008, 09  
Harris, Mike .....1981, 82, 83  
Harris, Muskies .....1973, 74, 76, 77  
Harris, Steven .....2000, 01, 03, 04\*  
Harris, Tommy .....1972, 73, 74, 75  
Harrison, Marcus .....2004, 05, 06, 07\*  
Harrison, Ralph .....1925, 26  
Harrison, William Ringold .....1919

Harriss, Al .....1934  
Harshaw, JuJu .....1987, 88, 89  
Hartsfield, Eddie .....1973  
Harvell, Don .....1967  
Harvell, Gary .....1967  
Haselwood, Jadon .....2022  
Hatcher, Keon .....2012, 13, 14, 16  
Hatfield, Dick .....1962, 63, 64\*  
Hatfield, Ken .....1962, 63, 64\*  
Haun, Bobby .....1982, 83  
Hawkins, Eric .....2013, 14, 15  
Hawkins, Wayman .....1974, 75  
Hay, Bruce .....1976, 77, 78  
Hayden, Chase .....2017, 18, 19  
Hayden, Kenneth .....1940, 41  
Hayden, W.W. ....1894  
Hayes, Bob .....1957  
Hayes, Orin .....1928, 29, 30  
Hayes, Phillip .....1994, 95, 96  
Hayes, Rockie .....1982  
Hayfron, Kweku .....2001  
Haynes, Bratton .....1940, 41  
Haynes, David .....1980  
Haynie, Bracy .....1921, 22  
Hays, Dylan .....2017  
Hebert, Dexter .....1993, 95  
Hedgepeth, Steve .....1971, 72, 73\*  
Hedlund, Cole .....2015, 16, 17  
Heim, Steve .....1975, 76, 77  
Henderson, Charles .....1914  
Henderson, Dematt .....1899, 00  
Henderson, Ed .....1948  
Henderson, Gerald .....1956  
Henderson, Marcus .....2020, 21  
Henderson, Mark .....1997  
Henderson, Paul .....1958, 59, 60  
Hendren, Mike .....1967, 69  
Henry, Cliff .....1979, 80, 81  
Henry, Hayden .....2017, 18, 19, 20, 21  
Henry, Hudson .....2019, 20, 21, 22  
Henry, Hunter .....2013, 14, 15  
Henry, Joseph .....2009  
Henry, Mark .....1988, 89, 90, 91\*  
Henry, Michael .....1995, 96, 97  
Henry, Nathan .....2001  
Henry, Tyrone .....1994, 95  
Henson, David .....1987  
Henson, John .....2012, 14  
Henson, Harold Elgin .....1945, 47, 48  
Heringer, Al .....1995, 97, 98  
Herman, Chuck .....1977, 78, 79  
Hermann, Troy .....1957  
Herndon, Javonte .....2010, 11, 12, 13  
Hewitt, Matt .....2006, 07  
Hickey, Howard .....1938, 39, 40\*  
Hickey, P.J. ....2004  
Hicks, Anthony .....1993, 94, 95, 96  
Hicks, Ben .....2019  
Hicks, Jared .....2002, 03, 04, 05  
Higgins, Mike .....1994  
Highsmith, Alonzo .....2011, 12\*  
Hilburn, Sam .....1962  
Hile, Kevin .....1994  
Hill, J.W. ....1903  
Hill, Madre .....1994, 95, 98\*  
Hill, Tom .....1984, 85  
Hill, Wade .....1991  
Hillis, Peyton .....2004, 05, 06, 07  
Hines, Glen Ray .....1963, 64, 65\*  
Hines, Glen Ray .....1989, 90  
Hines, Will .....2012, 13  
Hinson, Dock Newton .....1918  
Hinton, L.E. Percy .....1910, 11, 12\*  
Hirschfield, Hal .....1973  
Hix, Billy .....1948, 49  
Hixson, Guy .....1907, 08, 09  
Hobbs, Gary .....1998  
Hobbs, Wilburn D. ....1898, 99  
Hocker, Zach .....2010, 11, 12, 13  
Hockersmith, Glen .....1967, 68

Hockersmith, Steve .....1969  
Hodge, DeMarcus .....2012, 13, 14, 15  
Hodge, Jim .....1970, 71, 72\*  
Hoehn, Steve .....1965, 66, 67  
Hoffman, John .....1945, 46  
Hogan, Brad .....1993  
Hogan, Floyd .....1973, 74  
Hogue, David .....1969, 70, 71\*  
Hogue, Larry .....1950, 51, 52  
Holderby, R.H. ....1920  
Holland, Kenneth .....1946, 47  
Hollander, Jim .....1958, 59  
Hollingsworth, Mark .....1971, 72  
Hollister, Cody .....2014, 15, 16  
Holloway, Derek .....1980, 81, 82  
Holloway, Judson .....2002  
Holly, Zeylon .....1940  
Holmes, Brandon .....2000, 01, 02, 03  
Holmes, Nate .....2012  
Holmes, O. Wendell .....1928, 30, 31  
Holmes, Price .....2012, 13  
Holmes, Tony .....1986, 87  
Holt, Jack .....1935, 36, 37  
Holthoff, Corky .....1968  
Hooper, Tommy .....1968  
Hopkins, Terry .....1969, 70  
Hopper, Tom .....1969, 70  
Hopson, E.E. ....1906  
Horne, Greg .....1983, 84, 85, 86  
Horner, John .....1984  
Hornsby, Malik .....2021, 22  
Horsfall, Frank .....1895, 96, 97  
Horton, Don .....1955, 57, 58  
Horton, Harold .....1960, 61\*  
Horton, Julian .....2010, 11, 12, 13  
Horton, Tim .....1986, 87, 88, 89\*  
Houfek, Keith .....1979, 80\*  
House, Raymond .....2000, 01, 02\*  
Houston, Chris .....2004, 05, 06  
Houston, Rex .....1930  
Howard, DeArrius .....2002, 03, 04, 05  
Howard, Dexter .....1991, 92, 93  
Howard, Gerald .....1998, 00, 01, 02  
Howard, Gary .....1961, 62, 63  
Howard, Jim .....1977, 78, 79\*  
Howard, Sheddric .....1989  
Howell, Jim Lee .....1933, 34, 35  
Hubbell, Webb .....1967, 68  
Huckeba, Jeb .....2001, 02, 03, 04\*  
Hudson, Bryan .....1994  
Hudson, Steve .....1988, 89, 90  
Huffman, Bo .....1957  
Hughes, Howard .....1947, 48  
Hughes, Max .....1980  
Humphrey, Maudrecus .....2010, 11  
Hunt, Jackie .....1962, 63  
Hunter, Billy .....1936  
Hunter, Chris .....1986, 87, 88, 89  
Huntley, Bruce W. ....1911, 12  
Huntley, P.C. ....1908, 09, 10, 11  
Hurd, David .....2012, 13  
Hust, A.S. ....1898  
Hutton, Counts .....1904, 05  
Hyatt, Daulton .....2018  
Hyatt, Robert F. ....1906

**I**  
Ihrle, Mike .....1982, 84  
Ireland, Darwin .....1990, 91, 92\*, 93  
Irwin, Clark .....2007  
Irwin, Clark .....1971, 72  
Irwin, Jim .....1971, 72  
Irwin, Judson .....1932\*  
Irwin, Terry .....1974  
Irwin-Hill, Sam .....2013, 14

**J**  
Jackson, Aaron .....1986, 88, 89, 90  
Jackson, Alfred .....1991, 92, 93  
Jackson, Bijphon .....2014, 15, 16, 17

Jackson, Carl .....1943  
Jackson, Colton .....2016, 17, 18, 19  
Jackson, Ed .....1979, 80, 81, 82  
Jackson, Enoch .....2019, 20  
Jackson, E.D. ....1989, 90, 91, 92\*  
Jackson, Eddie .....2000, 01, 02, 03  
Jackson, Elmer .....1946, 47  
Jackson, Farod .....2004, 05, 06, 07  
Jackson, John .....2002, 03, 04  
Jackson, Keith .....2003, 04, 05, 06\*  
Jackson, Kendrick .....2015, 16, 17, 18  
Jackson Jr., Ketron .....2021, 22  
Jackson, Koilan .....2018, 19  
Jackson, Landon .....2022  
Jackson, Larry .....1976, 77, 78\*  
Jackson, Marvin .....2001, 03  
Jackson, Nick .....1995  
Jackson, O.C. ....1976, 77, 78  
Jackson, Tarvaris .....2002  
Jackson, T.Q. ....2019  
Jacobs, Jerry .....2020  
Jacobs, Mike .....1968  
Jamerson, Charlie .....1919, 20, 21  
James, Bruce .....1968, 69, 70  
James, Dennis .....1971, 72  
James, Frank D. ....1894, 96, 99  
James, Michael .....1989, 90, 91  
Japp, Gus .....1924, 25, 26  
Jarvis, Hunter .....2011  
Jasper, Glen .....2006  
Jean-Baptiste, Alexy .....2018  
Jefferies, Elrod B. ....1934, 35  
Jeffers, Solomon L. ....1897  
Jefferson, Cameron .....2014  
Jefferson, K.J. ....2019, 20, 21\*, 22\*  
Jefferson, Mike .....1997  
Jeffery, Tony .....1991, 92  
Jenkins, John .....1971  
Jenkins, J.R. ....1984  
Jenkins, Mike .....1999  
Jernigan, Hugh .....1978, 79, 80  
Jett, William .....1904, 05\*  
John, Jim .....1961, 62, 63  
Johnson, Blake .....2017, 18  
Johnson, Carl .....1991, 92, 94, 95  
Johnson, Charles .....1943, 44  
Johnson, Cordale .....1992, 94  
Johnson, Curtis .....1988  
Johnson, David .....1974  
Johnson, Dennis .....2008, 09, 11, 12  
Johnson, Derrick .....1998, 99  
Johnson, Dominique .....2020, 21  
Johnson, Hayden .....2016, 17, 18, 19  
Johnson, James .....2002  
Johnson, Jayden .....2021, 22  
Johnson, Jimmy .....1962, 63, 64\*  
Johnson, Joe .....1985, 86, 87, 88  
Johnson, John .....2003, 04, 05, 06  
Johnson, Khari .....2020, 21, 22  
Johnson, Lee .....1964, 65, 66  
Johnson, Lewis .....1931, 32, 33\*  
Johnson, Marius .....1992, 93, 94, 95  
Johnson, Rashaad .....2007  
Johnson, Ray Lee .....1990, 91  
Johnson, Robert .....2004, 05, 06, 07\*  
Johnson, Robert .....1935  
Johnson, Sheddric .....2005, 06, 07, 08  
Johnson, Taiwan .....2014, 15, 16  
Johnson, Virgil .....1941, 42  
Johnson, Willie .....1991, 92, 93, 94\*  
Jones, Alvin .....1965, 66, 67  
Jones, Austin .....2012, 13  
Jones, Ben .....1942, 43\*  
Jones, Byran .....2010, 11, 12, 13  
Jones, Carroll .....1944  
Jones, Chadd .....1997  
Jones, Charles .....1982  
Jones, Chris .....2014, 15, 16  
Jones, David P. ....1941, 42  
Jones, DeQuinta .....2009, 10, 11, 12

Jones, Felix .....2005, 06, 07  
Jones, Guy .....1964, 65  
Jones, Harry .....1964, 65, 66  
Jones, Herschel .....1952  
Jones, Jamie .....1971  
Jones, Jerry .....1962, 63, 64\*  
Jones, Jerry .....1983, 84, 85  
Jones, J.J. ....1996, 97, 98, 00  
Jones, John Stephen .....2018, 19, 21  
Jones, Jordan .....2017, 18  
Jones, Luke .....2020, 21, 22  
Jones, Matt .....2001, 02, 03, 04\*  
Jones, Meredith .....1941, 42  
Jones, Nathan .....1981, 82, 83, 84  
Jones, Patrick .....2007, 08, 09, 10  
Jones, Ricky .....1982  
Jones, Ronnie .....1969, 70, 71\*  
Jones, Steve .....1971  
Jones, Steve .....1984, 85, 86, 87  
Jones, Todd .....1987, 88  
Jones, Tom .....1979, 80, 81, 82  
Jones, Tommy .....1991  
Jordan, Clark .....1932, 33, 34  
Jordan, George .....1932, 33  
Jordan, George .....1958  
Jordan, Ivan .....1972, 73, 74, 75  
Jordan, Jim .....1968  
Jordan, Mike .....1964, 65, 66  
Jurecka, Mike .....1975  
Jurney, Bill .....1950, 51

**K**  
Kaiser, Earl .....1952  
Karr, Elwin .....1931  
Kauffman, Charlie .....2016  
Keaton, Byron .....1935, 36  
Keen, Allen .....1991  
Keith, Lee .....2012  
Kelleybrew, Kaelon .....2017, 18  
Kelly, M. LeRoy .....1929, 30, 31  
Kelly, Owen .....1989, 90, 91, 92\*  
Kelly, Randy .....2004, 05, 06  
Kelly, Xavier .....2020  
Kelly-Thomas, Darrell .....2012  
Kelson, Mike .....1969, 70, 71\*  
Kempf, Kevin .....1992  
Kennedy, Bill .....1970, 71  
Kennedy, Brandon .....2002, 03, 04, 05\*  
Kennedy, Kenoy .....1996, 97, 98, 99\*  
Kennedy, Kerry .....1990, 91, 92  
Kenney, James S. ....1913, 14  
Kent, Delancey .....1996, 97, 98, 99  
Kerby, Kent .....1927, 28  
Kern, Blake .....2018, 19, 20, 21  
Kersey, Rick .....1968, 69, 70  
Kessinger, Jim .....1984, 86, 87  
Kestner, Troy .....1991, 92  
Ketcher, William .....1966, 67  
Keyes, Morgan .....1997  
Keyser, Dick .....1953  
Kidd, Carl .....1993, 94  
Kidd, Keith .....1981, 82, 83  
Kilbourn, Rex .....1921, 22  
Kilgore, Larry .....1970, 71  
King, Bobby .....1982, 83  
King, Cyrus .....1924  
King, Lee .....1972, 73, 74  
King, Les .....1977  
King, Steve .....1972  
Kingsby, Jim .....1982  
Kinnebrew, Chris .....1992, 93, 94  
Kinyo, John .....1989  
Kirby, Chris .....1990, 91  
Kirek, Paul .....1979  
Kirkland, Denver .....2013, 14, 15  
Kirkland, Mike .....1972, 73, 74, 75  
Knapp, Trent .....1992, 93, 94  
Knox, Trey .....2019, 20, 21, 22  
Kobel, Raleigh .....1984





## ALL-TIME LETTERWINNERS

Kobza, Marty .....1982  
Koch, Greg .....1973, 74, 75, 76  
Koehler, Reeve .....2015  
Kolb, Jim .....1954  
Kolenda, Greg .....1976, 77, 78, 79  
Korte, Steve .....1981, 82  
Kraus, Jack .....2015, 16, 17  
Kutas, Patrick .....2022  
Kyle, Winton .....1929, 30  
Kyser, Billy .....1957, 58, 59

**L**  
Lackey, Greg .....1968  
Lacy, Bo .....2001, 02, 03\*  
LaFarge, Richard .....1973, 74, 75  
LaForge, Ralph .....1932, 33, 34  
LaFrance, Giovanni .....2018  
Lahay, Bruce .....1978, 79, 81  
Lairmore, Chad  
Lairmore, F.G. ....1938  
Lake, Howard .....1933, 34  
Lake, Jarrett .....2010, 11, 12, 13  
Lalman, Ed .....1936, 37  
Lamb, Jerry .....1962, 63, 64\*  
Lambert, Eugene .....1927, 28  
Lambright, Frank .....1944, 47, 48  
Lancaster, Sacha .....1998, 99, 00, 01  
Lancelot, John .....1957  
Landers, Matt .....2022  
Lane, Calvin .....1944, 45

Langston, James  
Langston, Tim .....1960, 61, 62  
Lashley, David .....1951, 52, 53  
Lasker, Greg .....1982, 83, 84, 85\*  
Latham, Brady .....2019, 20, 21, 22  
Latourette, Todd .....1995, 96, 97, 98  
Lawhorn, Jay .....1940, 41, 42  
Leandre, Walner .....2007, 08  
Ledbetter, Homer .....1929, 30, 31  
Ledbetter, Jeremiah .....2015, 16  
Lee, Mark .....1981, 82, 83, 84\*  
Lemond, Martin .....1976  
Lenz, Bill .....1985  
Leon, Anthony .....2009, 10  
Letsinger, Leslie .....1958, 59, 60  
Leverett, Charles D. ....1906  
Leverett, G.V. ....1914  
Levine, M.H.  
Lewis, Brandon .....2013, 14, 15, 16  
Lewis, Garrett .....2003  
Lewis, Mark .....1974, 75, 77  
Lewis, Robert .....1969  
Liddell, Josh .....2014, 15, 16, 17  
Limmer, Beaux .....2019, 20, 21, 22  
Limpert, Connor .....2016, 17, 18, 19  
Lindsey, Jack .....2018, 19, 20  
Lindsey, Jim .....1963, 64, 65\*  
Lindsey, Lyndy .....1988, 89, 90, 91  
Lindsey, Marvin .....1943  
Lindsey, Wright .....1894\*  
Linebarier, Bob .....1951, 52  
Linebarier, Chester .....1949  
Lineberger, Jerry .....1960, 61, 62  
Lineberger, Phil .....1966  
Linton, Morgan .....2012, 13  
Lisko, Frankie .....1983, 84  
Little, Cam .....2021, 22  
Little, Emmett .....1900, 01  
Little, Steve .....1974, 75, 76, 77\*  
Lively, Bill .....1971  
Lively, Charles .....1942, 46, 47  
Lloyd, Odiss .....1985, 86, 87, 88\*  
Lockhart, Tony .....1998  
Locke, Birt .....1977, 78, 79  
Loewen, Mitchell .....2012, 13, 14, 15  
Logan, Cedric .....2005  
Loggains, Dowell .....2001, 02, 03, 04  
Logsdens, Robert .....1950  
Logue, Donald .....1949, 50  
London, Jack .....1963

Long, Francis .....1952  
Long, Gordon .....1944, 46, 47, 48  
Long, Jim .....1972  
Long, Scott .....1989, 90, 91, 92  
Looney, Stacy .....1947, 49  
Loudermilk, Hubert .....1996, 97, 98, 99  
Loudemilk, J.W. ....1952  
Love, DeMarcus .....2007, 08, 09\* 10\*  
Love, Jamar .....2005, 06, 07, 08\*  
Love, Jermaine .....2007, 08, 09, 10  
Lowe, Defonta .....2012  
Lowe, Glen .....1970, 71, 72  
Loy, Sam .....2019, 20, 21  
Lubker, Herman .....1942, 46  
Lucas, Anthony .....1995, 97, 98, 99\*  
Lucas, Ryder .....2015, 16, 17, 18  
Lucky, Art .....1975  
Lueders, Jamie .....1984, 85  
Luigs, Jonathan .....2005, 06, 07, 08\*  
Lunday, Kenneth .....1935, 36  
Lunney, Barry .....1992, 93, 94, 95\*  
Lunney, John .....1946, 47, 48, 49  
Luplow, Billy .....1958, 59\*  
Luplow, ROLLIE .....1955, 56, 57  
Lusby, Vaughn .....1974, 76, 77, 78  
Luther, Mark .....2001  
Lyons, Bill .....1954, 55  
Lyons, Floyd .....1937, 38, 39

**M**  
Mabry, Jim .....1986, 87, 88, 89  
Mabry, Tom .....1969, 70, 71  
Madden, George .....2018  
Madison, Isaac .....2007, 08, 10, 11  
Mahan, Benji .....1998  
Mallet, James .....1991  
Mallett, Ryan .....2009\*, 10\*  
Malone, Michael .....2002  
Malone, Oscar .....1992, 93, 94, 96  
Manor, Brison .....1973, 74  
Manuel, Devon .....2022  
Marlow, Ronnie .....1989  
Maroney, Mickey .....1965, 66  
Marshall, Fred .....1962, 63, 64  
Marshall, Herbert .....1951, 52  
Marshall, Jonathan .....2017, 18, 19, 20\*  
Marshall, Korliss .....2013  
Marshall, Matt .....2009, 10, 11, 12  
Marshall, Steven .....1988  
Marshall, Wayne .....1942  
Martin, Brandon .....2017  
Martin, Drew .....1936, 37  
Martin, E. G. ....1897, 98\*  
Martin, Finis .....1932  
Martin, Herbert Ray .....1959  
Martin, Kenneth .....1912  
Martin, Lee .....1912  
Martin, Neal .....1938  
Martin, Neil .....1954, 55, 56\*  
Martin, Patrick .....1975, 76, 77  
Martin, Robert .....1934, 35, 36  
Martin, Wayne .....1985, 86, 87, 88  
Mason, Darryl .....1978, 79, 80, 81\*  
Mason, Myles .....2018, 19, 20  
Mason, Ty .....1988, 89, 90, 91  
Massa, Kenn .....1986  
Massey, Mike .....1976, 77, 78, 79  
Massey, Shane .....1986  
Matheny, Ronald .....1979, 80, 81  
Matthews, Walter .....1954, 55  
Matthews, Wilson .....1942  
Mauldin, Travis .....1965, 66  
Maxwell, Bruce .....1966, 68, 69\*  
May, Bill .....1958  
May, Pat .....1967, 68  
May, Russell .....1910, 11, 12, 13\*  
Mayes, Jim .....1962, 63  
Mays, Dudley .....1937, 38, 39  
Mazza, Carl .....1952  
Mazzanti, Francis .....1955

Mazzanti, Geno .....1948, 49  
Mazzanti, Jerry .....1960, 61, 62  
Mazzanti, Paul .....1958  
Mbak, Sam .....2022  
McAdoo, Quincey .....2022  
McAfee, Hal .....1973, 74, 75\*  
McAndrews, Joe A. ....1898, 00  
McBride, Jared .....2000  
McCall, J.K. ....1899  
McClard, Bill .....1969, 70, 71  
McClellion, Jacques .....2018, 19  
McClure, D'Vone .....2016, 18, 19  
McClure, John .....2014  
McCollough, William .....1922  
McConkey, Homer .....1921  
McCoy, James .....1987, 88, 89  
McDaniel, Arthur J. ....1894, 95, 96  
McDonald, Gary .....1957  
McDoniel, Estes .....1939, 40  
McDougle, Carlus .....1997, 98  
McElvogue, Don .....1966, 67  
McEntire, Rusty .....2003  
McFadden, Darren .....2005, 06, 07  
McFadden, Gerald .....1954, 55  
McFain, Adam .....2014, 16  
McFarland, Terry .....1970  
McGaha, Melvin .....1944, 46, 47\*  
McGaughey, Chris .....1990  
McGee, David .....1983, 84, 85  
McGill, J. Tate .....1916, 19, 20\*  
McGill, Leighton .....1925, 26  
McGlothorn, Dwight .....2022  
McGowan, James .....1983  
McHan, Lamar .....1951, 52, 53  
McIntosh, Ellis .....1943  
McKay, Mekale .....2012  
McKinney, Chuck .....1974  
McKinney, Davyon .....2012, 13, 14, 15  
McKinney, George .....1959, 60, 61\*  
McKnelly, Tom .....1962, 63, 64\*  
McLain, C.J. ....1995, 96, 98  
McLeod, George E. ....1957  
McMurray, Gerald .....1981  
McNair, Bill .....1942  
McNatt, Drew  
McNulty, Gordon .....1968, 69  
McPherson, Connor .....2017  
McQuay, Ken .....1987, 88, 89  
Meacham, Allen .....1988, 89  
Meadors, J.J. ....1992, 93, 94, 95  
Meadors, Johnnie .....1974, 75, 76  
Measel, John .....1933, 34  
Meltton, Josh .....1999, 00, 01, 02  
Merrick, Jalen .....2016, 17  
Meyer, Percy B. ....1899  
Meyers, J.C. ....1902, 03  
Michael, Billy .....1956, 57, 58\*  
Michael, Edward .....1945  
Milam, Charles .....1943, 48, 49, 50  
Miles, Wayne .....1972  
Miles-Nash, Colton .....2009, 10, 11, 12  
Milford, C.C. ....1904, 05, 06, 07\*, 08, 09  
Miller, Caleb .....2000, 01, 02, 03\*  
Miller, Carl .....1982, 83, 84, 85  
Miller, Chris .....1995  
Miller, Lucas .....2006, 07, 08, 09  
Miller, Marcus .....2019, 20, 21, 22  
Miller, Mark .....1973, 74, 75  
Miller, Nick .....1983, 84, 85\*  
Miller, Reid .....2015, 16, 17  
Miller, Richard .....1927, 28, 29  
Miller, Richy .....1985, 86, 87, 88  
Miller, Scott .....1990  
Mills, E.F. ....1913  
Minde, Josh .....2008  
Minor, James .....1946, 47\*  
Minor, Keante .....2011, 12  
Mios, Greg .....1985  
Mistler, Mark .....1981, 82, 83\*  
Mitcham, Marty .....1977, 78, 79

Mitchel, Tevin .....2011, 12, 13, 14  
Mitchell, Brandon .....2010, 11, 12  
Mitchell, Braylon .....2011, 12, 13, 14  
Mitchell, Bruce .....1973, 74, 76  
Mitchell, Damon .....2015, 16  
Mitchell, Ernest .....2005, 06, 07, 08  
Mitchell, James .....1895, 96  
Mitchell, Jerry .....2010, 11, 12, 13  
Mitchell, Monroe .....1983  
Mitchell, Verl .....1992, 93, 94, 95  
Mobra, Frank .....1949  
Moffitt, Mike .....2007  
Mohammed, Alfred .....1978, 79, 81, 82  
Mohr, Mike .....1984  
Monday, James .....1984  
Money, Shannon .....1998, 99, 00, 01  
Monk, Marcus .....2004, 05, 06, 07\*  
Monroe, James .....1956, 58, 59\*  
Montgomery, Bill .....1968, 69, 70  
Montgomery, Lloyd .....1936, 37  
Moody, Billy Joe .....1960, 61, 62  
Mook, Ed .....1994  
Moon, Phillip .....1978, 79, 80  
Moore, Billy .....1960, 61, 62\*  
Moore, Charlie .....1960, 61  
Moore, Clarke .....2002, 03, 04, 05  
Moore, Derek .....2004  
Moore, George J. ....1905  
Moore, H. Dade .....1894  
Moore, Henry .....1953, 54, 55\*  
Moore, James L. ....1895  
Moore, Jerry .....1961  
Moore, Jerry .....1968, 69, 70  
Moore, Jess .....1903, 04\*  
Moore, Joe Faye .....1927, 28, 29  
Moore, Tommy .....1961, 62, 63  
Moody, Jerry .....1965  
Mooty, Jim .....1957, 58, 59  
Moran, Jack .....1965, 66  
Moranz, George .....1952  
Morgan, Claud .....1923  
Morgan, Drew .....2013, 14, 15, 16  
Morgan, Grant .....2017, 18, 19, 20\*, 21\*  
Morgan, Tyler .....2004, 05  
Morreale, Rossi .....1997, 98, 99  
Morris, Jack .....1970  
Morris, James .....1985, 87, 88  
Morris, Teddy .....1978, 79, 80, 81\*  
Morris, Tyson .....2018, 19, 20, 21  
Morrison, Matt .....1972, 73, 74  
Morrison, Pat .....1968, 69, 70  
Morrow, David G. ....1975, 76  
Morrow, Ric .....1975, 76  
Mortensen, Alex .....2005, 08  
Morton, Dickey .....1971, 72, 73\*  
Morton, Lock .....1923  
Mosely, Frank .....1937, 38  
Moseley, John .....1972  
Mosley, Bo .....2000, 01, 02, 03  
Mosley, Eddie .....1995, 96  
Mosier, Cody .....1988, 91  
Moss, Austin .....2009  
Moss, Jacob .....2003  
Moss, Ontraia .....1996, 97, 98, 99  
Muldrew, Correy .....2000, 01  
Mullins, Jim .....1967, 68, 69  
Mullins, T.C. ....1904, 05  
Mulrenin, Cass .....1917  
Munson, Derrick .....2017, 18  
Munson, Mike .....1985  
Murphy, Tom .....1931, 32, 33  
Murphy, Wes .....2002, 03, 05, 06  
Murrey, Joe H. ....1913  
Murrey, J.T. ....1914  
Mustain, Mitch .....2006

**N**  
Nagy, Tony .....1992, 94  
Nalley, Chuck .....1999, 00, 01, 02\*  
Nalley, Louis .....1966, 67, 68

Nance, Jonathan .....2017  
Nations, Leslie .....1931, 32  
Neal, Aubrey .....1938, 40, 41  
Nealson, Richard .....1950  
Neely, Walter .....1931  
Nelson, Jerico .....2008, 09, 10, 11\*  
Nelson, Saint .....1996  
Nelson, Walter .....1971, 72  
Nelson, Willis J. ....1907, 08\*, 09  
Nero, Norman .....1995, 96, 97, 98  
Nesbit, Robert .....1950  
Nesbit, Gerald .....1955, 56, 57\*  
Newby, Jack .....1933, 34  
Nicholas, Rhody .....1943  
Nichols, Cory .....1995, 96, 97  
Nichols, Bobby .....1969, 70, 71\*  
Nichols, Isaiah .....2019, 20, 21, 22  
Nichols, Q.B. ....1912  
Nix, Austin .....2019, 20, 21  
Nix, Edsel .....1951, 52, 53  
Nix, John .....1957  
Nix, Robert .....1964, 65\*  
Norman, Nathan .....1996, 97, 98, 99  
Norman, W.S. ....1894  
Northern, Buddy  
Norton, Delbert A. ....1905  
Norton, Jerrell .....2006, 07, 09  
Norwood, Gordon .....1967, 68  
Norwood, Ray .....1910  
Nunnerly, Mike .....1992, 93, 94, 95  
Nutt, Danny .....1984  
Nutt, Houston .....1976, 77

**O**  
O'Brien, Kelvin .....1973, 74  
O'Donohoe, Brennan .....2000, 01, 02, 03  
O'Grady, Cheyenne .....2017, 18, 19  
O'Neal, Wesley .....2001, 02  
Oden, Anthony .....2009  
Oehrlein, John .....2022  
Ogelsby, Josh .....2021  
Okoli, Ramon .....1993  
Olajubutu, Sam .....2003, 04, 05, 06\*  
Oliver, Chris .....1990, 91, 92, 93  
Ollison, Grady .....2012, 13  
Ollison, Tony .....1987, 88, 89, 90  
Olney, Lee S. ....1903, 04, 05  
Ordonez, Ish .....1978, 79, 80  
Orrick, C.E. ....1907, 08, 09  
Osborne, Pervis .....2000, 02  
Ousley, Carlos .....2002, 03  
Overby, Rogers .....1955, 56  
Owen, B.A. ....1936, 37  
Owenby, Tatum .....2000, 01  
Owens, Kerry .....1985, 86, 87, 88\*  
Owens, Lewis F. ....1896, 97, 98  
Owens, W.B. ....1938  
Oxner, Seth .....2008, 09, 10

**P**  
Painter, Zac .....1995, 96, 97, 98  
Paldino, Paul .....1941, 42  
Palmer, Courtney .....1990  
Palmer, L.L. ....1905, 06  
Papageorge, George .....1948, 49  
Parchman, O.D. ....1913, 14  
Parker, Andrew .....2019, 20, 21  
Parker, Curtis .....1924, 25  
Parker, Dudley .....1975  
Parker, Guy .....1968, 69, 70  
Parker, J.H. ....1895  
Parker, Keuan .....2022  
Parker, Mike .....1962, 63\*  
Parker, Sam .....1938, 39  
Parker, Shelton .....2000, 01, 02  
Parker, Stephen .....2004, 05, 06  
Parks, Eric .....1998  
Parks, Limbo .....1985, 86  
Parks, Ray .....1976  
Parmer, Mike .....1973, 75





## ALL-TIME LETTERWINNERS

Parodi, Nathan.....2019, 20, 21	Pruitt, Grant.....1998	Robinson, Jack.....1929, 30, 31	Scott, Clyde.....1946, 47, 48*	Smith, Martin.....1982
Parrish, Norm.....1977	Pruett, John R.....1905	Robinson, Lerinezo.....2002, 03, 04, 05	Scott, Earl.....1992, 93, 94, 95	Smith, Micahh.....2017, 18, 19, 20
Parson, Gary.....1968, 69	Pryor, Jerry.....1992	Robinson, Michael.....2003, 04	Scott, John T.....1900	Smith, Michael.....2006, 07, 08, 09*
Patton, Jeremy.....2017, 18	Pryor, R. Dean.....1950, 51, 52*	Robinson, Silas.....2019	Scott, Justin.....2001, 02, 03*	Smith, Minor.....1924, 25, 26
Paul Jr., Chris.....2022	Ptak, James V.....1919	Roebuck, Gene.....1958	Scott, Mike.....1976, 77, 78	Smith, Richard.....2000, 01, 02, 03
Payne, Kyle.....2005	Pullen, James.....1964	Roesler, Karl.....2014, 15, 16, 17	Scott, Tracy.....1949	Smith, Robin.....1977, 78
Peacock, Jason.....2011, 12	Pulley, Ryan.....2015, 16, 18	Rogers, Darren.....2002, 03, 04	Seamster, Savoy.....1935	Smith, Rollen.....1973, 74*
Peacock, Max.....1967, 68	Purifoy, Trey.....2019	Rogers, Tommy H.....1894, 95	Seawell, A.C.....1895	Smith, Ronnie Mac.....1962, 63, 64*
Pearce, Howard.....1940	Putman, L.E.....1896	Rogers, William Buddy.....1948, 49, 50	Seawell, W.L.....1895	Smith, Tim.....1987
Pearce, LeRoy.....1954		Rogers, Yandell.....1922, 23, 24*	Secrest, Earl.....1930, 31*	Smith, T.J.....2016, 17, 18, 19*
Pearson, Bobby.....1955		Rogers, Zach.....2015, 16, 17	Secrest, Jack.....1929	Smith, Trelon.....2020, 21
Pearson, Radale.....2000		Rolen, Chad.....1987, 88, 89, 90*	Sellers, Jimmy D.....1957	Smith, Trey.....1982
Peebles, Titus.....2003, 04		Roper, Bobby.....1964, 65*	Shaddox, John.....1946, 49	Smith, William Joseph.....1951
Peevy, Dean.....1990, 92, 93, 94		Roper, Gary.....1974	Shakelford, J.M.....1916	Smith, Zack.....1938
Pennington, Don.....1948		Rainwater, Elmer.....1922, 23	Shantz, Bobby.....1980, 81, 82	Smithey, Claud.....1964, 65, 66
Pense, Leon.....1943, 44		Ramey, Paul.....1967	Shantz, Joe.....1978, 79, 80	Smothers, Mitch.....2011, 13, 14, 15
Pensell, Larkus.....1958		Ramirez, Paul.....2017	Shavers, Marcus.....2005, 06, 07	Snider, Zach.....2005
Perdue, Gordon.....1917		Ramirez, Santos.....2015, 16, 17*, 18*	Shaw, Calvin.....1980, 81, 82, 83	Snowden, Michael.....1996, 97, 98, 00
Perdue, Monroe.....1919		Ramsay, Louis.....1940, 41	Shaw, Homer.....1926	Soli, Junior.....1992, 93, 94, 95
Perry, Caleb.....2000, 02, 03		Ramsey, Charles.....1953	Shaw, Thurman.....1979, 80, 81	Soli, Matiao.....2019, 20, 21
Perry, Gene.....2003, 04		Ramsey, Randy.....2014, 16, 17, 18	Shelby, Shannon.....1993, 95	Sorahan, Ryan.....2001, 02, 03
Perry, James.....1993		Randolph, Billy R.....1943	Shepherd, Mike.....1986, 87, 88, 89*	Souter, Ted.....1954, 55, 56*
Perry, Pat.....1952		Rankin, Roxie.....1943	Sheppard, Malcolm.....2006, 07, 08* 09*	South, Ronny.....1965, 67
Perry, Stuart.....1955, 56, 57		Rasner, Ross.....2009, 10, 11, 12	Sherland, Mark.....1932, 33, 34	Southerland, William.....1938
Perryman, S.S.....1898		Ratcliff, E.M.....1912, 13	Shibest, James.....1983, 84, 85, 86*	Spain, Harold.....1951, 52, 53
Peters, Jason.....2001, 02, 03		Raulerson, Jake.....2016, 17	Shimer, Ted.....1987, 88, 89, 90	Spaight, Martrell.....2013, 14
Peters, Jim.....2000, 01		Rawlings, Ralph.....1936, 37	Shockley, Brett.....1999, 00	Spangler, Shannon.....1989
Peters, Otha.....2012, 13		Ray, Alvin.....1998, 00	Shofner, Jim.....1945	Spann, Wayne.....1988
Peters, Raymond.....1947, 48		Ray, Herman.....1934	Shoup, Brad.....1976, 77, 78	Sparks, Claude.....1908, 09
Peterson, Skye.....2004		Ray, Lance.....2010	Showers, Carlos.....1993, 94, 95, 96	Sparks, Stan.....1962, 63
Petray, Allen.....1973, 74, 75		Reavis, David.....1970, 71, 72	Shumaker, Rick.....1976, 77, 78	Spencer, Edward.....1954
Petrus, Mitch.....2005, 06, 07, 09		Reber, Kent.....1981, 82, 83	Sickle, Clifford.....1936*	Spencer, Terry.....1990, 91, 92
Petty, Jermaine.....1999, 00, 01		Reed, A.J.....2020	Sidney, Shannon.....1994, 95, 96, 97	Sperring, James.....1951, 52
Pettway, La'Michael.....2016, 17, 18		Reed, Dominique.....2015, 16	Sigman, Mike.....1966, 67, 68	Spillers, Ray.....1934, 35, 36
Phillip, H.E.....1906, 07, 09, 10, 11		Reed, Don.....1956	Silliman, W.E.....1911	Spivey, A'Montae.....2019, 20
Phillips, Chief.....1912		Reed, Jim Ed.....1997, 99, 00	Silver, Jordan.....2018, 19, 20, 21	Spivey, Bill.....1933, 34
Phillips, Danny.....1977, 78, 79, 80		Reed, J.L.....1912	Simington, Milton.....1938, 39, 40	Spriggs, David.....1974
Phillips, Harold Jiggs.....1950		Reed, R.G.....1912	Simpson, Jim.....1986, 87, 88	Sprinkle, Jeremy.....2013, 14, 15, 16
Phillips, Loyd.....1964, 65, 66		Reed, Robert.....1994	Simpson, Travis.....1948, 49, 50	St. John, Jalen.....2021, 22
Phillips, Mackenzie.....1988, 89, 91		Reed, Scott.....1983	Sims, Buddy.....1964, 65	Stadther, Zach.....2008, 09, 10, 11
Phillips, Matthew.....2018, 19, 20		Reed, Tom.....1970, 71, 72*	Sims, Chuck.....1972, 73	Stallings, Randall.....1936, 37, 38
Phillips, M.R. Stanley.....1907, 08, 09*		Rees, John Aaron.....2005, 06, 07, 08	Sims, Desmond.....2003, 04, 05, 06*	Stancil, William.....1948, 49
Phillips, Terry Don.....1966, 68, 69		Rees, John.....1968, 69, 70	Singer, Saul.....1938, 39	Stankovitch, Bob.....1968, 69
Phillips, Tyler.....2016		Reginelli, Phillip.....1951, 53	Sisson, Walter.....1941	Stanley, Tom E.....1902, 03, 05
Phillips, William H.....1930, 31, 32		Reichardt, Chris.....1914, 15, 16*	Skillern, James.....1915	Stansberry, E.E.....1914, 15, 16
Philon, Darius.....2013, 14		Reichert, James.....1947, 48	Skinner, Gerald.....1973, 74, 75, 76	Starkel, Nick.....2019
Pickens, Billy.....1951, 52, 53		Reid, Jim.....1956	Skinner, Jacob.....2003, 04, 05, 06	Stavely, Mark.....2002
Pickett, Daryal.....1980, 81		Reining, Mike.....1976	Skinner, Jerol.....1991	Steelman, Harold.....1954, 55
Pickett, Ivan.....1991, 92		Reith, Jerry.....2002, 03	Skipper, Dan.....2013, 14, 15*, 16	Steelman, Tyler.....2007
Pierce, Bill.....1980		Renfro, Elza.....1923	Slaughter, Justin.....2004	Steger, Curtis.....1984
Pierce, Mark.....2001, 02, 03		Reppond, Mike.....1970, 71, 72	Slay, T.C.....1997, 00	Stein, Eli.....2022
Pinkston, Greg.....1955, 56, 57		Reuter, Buddy.....1958, 59	Sloan, Chester C.....1898, 99*	Stendel, Marvin.....1950
Pipkin, Joyce.....1946*, 47		Revard, Ron.....1971, 72	Sloan, Dwight.....1936, 37	Stephens, Bryce.....2022
Pitner, Matt.....1989, 90		Reynolds, Bobby.....1962	Slusher, Myles.....2020, 21, 22	Stevenson, James E.....1916
Pitts, R.C.....1941		Reynolds, Matt.....2016	Small, Kiero.....2011, 13*	Stewart, Andru.....2009, 10
Placfan, Cole.....1994		Rhiddlehoover, Jon.....1972, 73, 74	Smart, David.....1985, 86	Stewart, Deon.....2016, 17, 18
Plunk, Jim.....1997		Rhodes, Danny.....1971, 72, 73*	Smith, Arlis.....1917, 20, 21	Stewart, George.....1978, 79, 80*
Poff, A.A.....1912		Rhyné, Jake O.....1912	Smith Sr., Billy Ray.....1954, 56	Stewart, Jashaud.....2020, 21, 22
Polk, Tommy.....1961, 62		Richard, Don.....1947	Smith Jr., Billy Ray.....1979, 80, 81, 82*	Stewart, Randy.....1963, 64, 65*
Pollard, J.W.....1895, 96		Richard, Jack S.....1948, 50	Smith, Calvin.....1945	Stewart, Terry.....1967, 68, 69*
Pool, Bumper.....2018, 19, 20, 21, 22*		Richardson, Ernie.....1965	Smith, Carl C.....1899	Stewart, Wayne.....1986, 87, 88
Poole, Dedrick.....2002, 04, 05		Richardson, Gabe.....2018, 19	Smith, Chris.....2010, 11, 12, 13*	Stiggers, Gary.....1977, 78, 79, 80
Poole, H.L. Ike.....1933, 34, 35		Richardson, Jon.....1970, 71, 72	Smith, Clarence.....1920, 21, 22*	Stinson, Rod.....1997, 98, 99, 00
Porter, David.....2019		Richardson II, Kevin.....2014, 15, 16, 17*, 18	Smith, Cornelius.....1976, 77	Stittin, John.....1984, 85, 86, 87
Potts, Thomas O.....1896		Richardson, Lawrence.....2001, 02, 03	Smith, Darrell.....2010	Stockdell, Cary.....1968, 69
Powell, Cliff.....1967, 68, 69*		Richardson, Matteredal.....2004, 05, 06, 07*	Smith, Darrell.....1999	Stockton, Harold.....1948, 50
Powell, Mani.....2022		Richardson, Rhett.....2007, 08, 09, 10	Smith, Demetrius.....1990, 91, 93, 94	Stoerner, Clint.....1996, 97, 98, 99*
Powell, William.....1969		Richardson, Richard.....1979, 80, 81, 82*	Smith, Dewitt.....1967, 68, 69	Stolt, Alan.....1912
Powers, Ryan.....2007, 08, 09, 10		Ridgeway, John.....2021	Smith, Elmer.....1949	Stone, Donnie.....1956, 57, 58
Poydras, Marcellus.....1999, 00, 01, 02		Reiderer, Don.....1948, 49, 50	Smith, Emanuel.....1996, 97, 98, 99	Storey, Shane.....1987
Prescott, Mark.....1980		Riley, Ozzie.....1977, 78, 79	Smith, Fred.....1924	Storey, Ty.....2017, 18
Pressley, Chase.....2003, 05, 06		Rinehart, Jim.....1949, 50, 51	Smith, Gerald.....1986, 87	Stout, Louis.....1930, 31, 32
Preston, Doyle.....1992, 93		Ritschel, Don.....1956, 57, 58	Smith, Hezekiah.....2006, 07	Stout, Robert.....1937, 38, 39
Price, Jim.....1963, 64		Rivers, Scott.....1994, 95, 96*	Smith, Howard.....1949, 50, 51	Stover, Donald.....1912
Price, John.....1982		Robbins, Jack.....1935, 36, 37*	Smith, James H.....1949, 50, 51	Strain, Ray.....1972
Price, Kerwin.....1988, 89, 90, 91		Roberts, Odus.....1937	Smith, James R.....1945	Straschinske, Ray.....1990, 91, 92, 93
Price, Donny.....1973		Roberts, Theron.....1946, 47, 49	Smith, Jarrette D.....1948, 49	Street, Josh.....2022
Pritchard, Ross.....1946, 47, 48, 50		Roberts, Wayland.....1953, 54, 55	Smith, L.P.....1916, 17, 18, 19	Street, Russell.....1999
Procter, Bobby.....1953, 54*		Robinson, Antwain.....2005, 06, 07, 08	Smith, Mark.....1986	Strickland, J.S.....1897
Proud, Bryan.....1964*		Robinson, Gary.....1964*	Smith, Mark.....1993, 94, 95, 96*	Stringer, Chris.....2012, 14





## ALL-TIME LETTERWINNERS

Stringer, Tom .....1951  
Stromberg, Ricky .....2019, 20, 21, 22  
Struebing, Don .....1993  
Stumon, Van .....2008, 09, 10  
Sykes, Willie .....2015  
Sullivan, Jerry .....1977, 78  
Summerall, Pat .....1949, 50, 51\*  
Summers, Scott .....2002  
Sutherland, Bruce .....1978, 81  
Sutton, John .....1975  
Sutton, John .....1940, 41  
Sutton, William Buddy .....1950, 51, 52\*  
Swanson, Bill .....1983  
Swanson, Travis .....2010, 11, 12\*, 13\*  
Swartz, Anthony .....1994, 95  
Swartz, Matt .....2000  
Switzer, Barry .....1957, 58, 59\*  
Switzer, Greg .....1988, 89, 90, 91

**T**  
Tackett, Buddy .....1962, 63  
Tallent, Major .....1948  
Talley, Fred .....2000, 01, 02\*  
Tanner, Terry .....1980  
Tate, Austin .....2010, 11, 12, 13  
Tatum, Terry .....1982, 83, 84, 85  
Taylor, Brad .....1981, 82, 83, 84  
Taylor, Brad .....2012, 13  
Taylor, Jim .....1971, 72  
Taylor, John .....1975, 76  
Taylor II, Michael .....2018  
Tegethoff, Carl .....1981, 82  
Temple, Charlie .....1949  
Templeton, Mason .....2004, 05, 06  
Tejada, Alex .....2007, 08, 09, 10  
Thielemann, R.C. ....1973, 74, 75, 76  
Thomas, Barry .....1982, 83  
Thomas, Bill .....1943  
Thomas, Brad .....1973, 74, 75  
Thomas, Billy Ray .....1944, 46, 47, 48  
Thomas, Champ .....1967  
Thomas, Curtis .....1991, 93, 94  
Thomas, Derrick .....1983, 84, 85, 86\*  
Thomas Jr., Eric .....2021, 22  
Thomas, Floyd .....1947  
Thomas, Greg .....1984, 85, 86, 87\*  
Thomas, Mick .....1989, 90, 91  
Thomas, Robert .....2011, 12, 13\*  
Thomas, Tramain .....2008, 09, 10, 11  
Thomas, Travis .....1922, 23, 24  
Thomas, Will .....1901  
Thomas, Zhamal .....2009, 10  
Thomas-Smith, Nick .....2015  
Thomason, George .....1950, 51, 52  
Thomason, Joe .....1953, 54, 55  
Thompson, David .....2004, 05  
Thompson, Derrick .....1992  
Thompson, Lance .....2005, 06, 07, 08  
Thompson, Skip .....1987, 88  
Thompson, Warren .....2021, 22  
Thorpe, Wilfred .....1937, 38, 39  
Thornton, DuVall .....1947, 48, 49  
Thurman, Scotty .....2015  
Tibbits, Joe .....1941, 42  
Tidwell, Chris .....1995  
Tolbert, James .....1979, 80, 81

Toliver, Henre' .....2014, 15, 16, 17  
Toll, Blayne .....2020  
Toole, Drew .....1971, 72  
Toussaint, James .....2002  
Towler, George F. ....1898  
Townsend, Curtis .....1975, 76  
Trail, Ray .....1960, 61, 62\*  
Trail, Richard .....1964, 65, 66  
Trainor, Kendall .....1985, 86, 87, 88  
Trantham, Tommy .....1965, 66, 67  
Tranum, Billy .....1957, 58, 59  
Travis, Tony .....1992  
Tretola, Sebastian .....2014, 15  
Tribble, Russ .....1973, 75  
Triesch, Conrad .....1914  
Troillett, Ralph .....1952, 53\*  
Troxell, Billy F. ....1948  
Troxell, Jack .....1951, 52  
Trusty, Reggie .....1988, 89  
Trusty, Ronnie .....1980, 81  
Tubbs, Zac .....2002, 03, 04, 06\*  
Tuck, Crosby .....2008  
Tucker, Austin .....2009, 10  
Tunna, B. ....1910  
Turner, A.J. ....2012  
Turner, A.S. ....1911, 13, 14  
Turner, Alan .....2011, 12, 13, 14\*  
Turner, Jacorrei .....2021, 22  
Turner, John .....1970  
Turner, Keith .....2000, 02  
Turner, Nick .....2020, 21  
Turner, Terry .....1970  
Tutt, Britto .....2017, 18, 19

**U**  
Uekman, Garrett .....2011  
Ugoh, Tony .....2003, 04, 05, 06\*  
Underwood, Ronnie .....1954, 55, 56  
Upchurch, Andy .....1983, 84, 85\*  
Uptmoor, Bernard .....1928, 29, 30  
Utsey, Markell .....2021

**V**  
Vail, Cameron .....2020  
Van Dover, Jimmy .....1956, 58  
Van Dyke, Sammy .....1984, 85, 86, 87  
Van Es, Wendell .....1948  
Van Poucke, M.L. ....1934, 35, 36\*  
Van Sickle, Clifford .....1934, 35, 36\*  
Van Sickle, Clyde .....1927, 28, 29  
Valdez, Jose .....2006, 07, 08  
Vanderverter, James .....1899  
Vanvalkenburgh, Horace .....1904, 05  
Vanvalkenburgh, William M. ....1906  
Vaughn, Vickiel .....2002, 03, 04, 05\*  
Vavra, Brian .....2005, 06, 07  
Vernon, Thomas Jerry .....1951  
Vest, Drew .....2021  
Vestal, Steve .....1970  
Vickers, Rick .....1970  
Villarreal, Ernie .....1984, 86  
Vincenheller, Ashton .....1897, 98, 99, 00\*  
Vinnett, Darius .....2004, 06\*  
Voelzke, Alex .....2012, 13, 14, 15  
Volentine, Paul .....1913

**W**  
Wade, Chris .....2006, 07  
Wade, Marquel .....2011  
Wade, Vernon .....1992, 93, 94  
Wagner, Dalton .....2018, 19, 20, 21, 22\*  
Wait, Matt .....1994, 95, 96, 97  
Walker, Dee .....2017, 18  
Walker, George .....1954, 55, 57\*  
Walker, George Rea .....1962, 63\*  
Walker, Jimmy .....1975, 76, 77, 78\*  
Walker, Kody .....2013, 14, 15\*, 16\*  
Wallace, Brian .....2015, 16, 17, 18  
Walls, Gavin .....2001, 02\*  
Walls, Stephen .....1990, 91, 92  
Walston, Dave .....1962, 63  
Walters, Danny .....1980, 81, 82  
Walters, Steve .....1969, 70  
Ward, Bill .....1950  
Warren, Billy .....1983, 84  
Warren, Chris .....1975, 76  
Warren, Corey .....2000  
Warren, De'Von .....2017, 18, 19, 20, 21  
Warren, Earl .....1953  
Warren, Robert .....1952, 53  
Washburn, Jeremiah .....1997, 98, 99  
Washington, Carroll .....2013, 14  
Washington, Cedric .....2003, 04, 05, 06  
Washington, Charles .....1983, 84, 85, 86  
Washington, Dallas .....2004, 06, 07, 08  
Watkins, James .....1906  
Watkins, Larry .....1964, 65, 67\*  
Watkins, Ronald .....2010, 11  
Watkins, Wayne .....1952  
Watkins, William .....1973  
Watson, Alan .....1973, 74  
Watson, John R. ....1903  
Watters, Orlando .....1991, 92, 93  
Watts, Armon .....2015, 18  
Weatherford, Zach .....1994  
Weatherthorn Jr., Carl .....1944  
Webb, Charles W. ....1902  
Webster, Tim .....1968, 69, 70  
Weems, Orson .....1981, 82, 83  
Welch, Charles .....1923  
Welch, Jerry .....1962, 63, 64\*  
Wells, Ira .....1983, 84  
Wells, John A. ....1948  
Wesley, Donte .....1998  
Wessinger, Randy .....1978, 79, 80  
West, A.L. ....1898  
Westerman, Bruce .....1990  
Westphal, Benny .....1973, 75  
Wewetzer, Jeff .....1988, 89  
Whaley, Devwah .....2016, 17, 18, 19  
Wheat, John .....1971, 72  
Wheeler, Earl .....1943, 44, 45\*, 46  
Whisenhunt, Jim .....1966  
White, Barnabas .....1974, 76, 77  
White, Bob .....1966, 67, 68  
White, Bryan .....1984, 85, 86, 87  
White, Dale .....1975, 76, 77, 78  
White, Eddie .....1981, 82, 84  
White, J.D. ....2019, 20, 21  
White, Larry .....1975, 76  
White, La'Zerius .....1999, 00, 01\*  
White, Marsh .....1972, 73

White, Nathaniel .....1982, 84, 85, 86  
White, Steed .....1946, 47  
Whitfield, Billy .....1957  
Whitmore, Marcus .....2003, 04\*  
Whittaker, Leon .....1947  
Whitted, Erik .....1984, 85, 86, 87  
Whitworth, Charles .....1955, 56, 57  
Wilber, Rusty .....1976, 77  
Wilcoxon, Robert .....1982, 83, 84  
Wiley, Brian .....2000  
Wilkins, Charles .....1925  
Williams, Bobbie .....1996, 97, 98, 99  
Williams, Bobby .....1960  
Williams, Calvin .....1984, 85  
Williams, D.J. ....2007, 08, 09, 10\*  
Williams, Dale .....1984, 85  
Williams, Damian .....2006  
Williams, Darrell .....1959, 60, 61  
Williams, David .....2017  
Williams, Demetrius .....2012  
Williams, Desmond .....2005, 06, 07  
Williams, Eddie "Boo" .....1999, 00  
Williams, Fred .....1949, 50, 51  
Williams, Gary .....1978  
Williams, Jarrell .....1959, 60  
Williams, Jim .....1963, 64, 65\*  
Williams, Jimmy .....1988, 89  
Williams, John .....1920  
Williams, Jonathan .....2012, 13, 14, 15\*  
Williams, Josh .....2014, 15, 16  
Williams, Les .....1970, 71, 72  
Williams, Maleek .....2018  
Williams, McKinley .....2019, 22  
Williams, Michael .....1996, 97, 98, 99  
Williams, Patrick .....1987, 88, 89  
Williams, Paul X. ....1928  
Williams III, Rawleigh .....2015, 16  
Williams, Ray E. ....1920, 21, 22  
Williams, Rickey .....1984, 85, 86, 87\*  
Williams, Stanley .....1977, 78  
Williams, Terrell .....2009, 10, 11, 12  
Williams, Tre .....2021  
Williams, Tom .....1923  
Williams, Zach .....2019, 20, 21, 22  
Williamson, John .....1989  
Wilson, Bill .....1957  
Wilson, Clint .....1983  
Wilson, Demetrius .....2012, 14  
Wilson, George .....2001, 02, 03\*  
Wilson, Harry .....1997, 98  
Wilson, Jaedon .....2022  
Wilson, Jeremy .....1996  
Wilson, Joe Bill .....1954  
Wilson, Richard .....1980  
Wilson, Tyler .....2009, 10, 11\* 12\*  
Wilson, William .....1915, 16, 17  
Wilson, William O. ....1902, 03  
Wingfield, Greg .....1985  
Wingo Jr., Ronnie .....2009, 10, 11, 12  
Winkel, Ryan .....2018, 19, 21  
Winkleman, Ben .....1917, 18, 19, 20, 21\*  
Winkleman, Charles .....1924  
Winston, Billy .....1986, 87, 88, 89  
Winston, Darius .....2009, 10, 11, 12  
Winston, Dennis .....1973, 74, 75, 76  
Winston, JaMichael .....2013, 14, 15\*, 16

Winston, Marc .....2005  
Winston, Rodney .....1988, 89, 90  
Winters, Alva .....1926, 27, 28\*  
Wise Jr., Deatrich .....2013, 14, 15, 16\*  
Wise, Floyd .....1928  
Wishon, Waylon .....1992, 93, 94  
Withers, Art .....1937  
Witty, Eldo .....1924  
Wood, Charles Fox .....1900, 01, 02  
Wood, Clark .....1900, 01, 02  
Wood, John Shirley .....1904, 05, 06\*  
Wood, Stanley .....1922  
Woodard, Jackson .....2021, 22  
Woodbury, Derrick .....1992  
Woodell, Lloyd .....1936, 37, 38\*  
Woodlee, Eddie .....1964, 65, 66  
Woodman, Lloyd .....1954  
Woods, Gary .....1979  
Woods, Kevin .....2004, 05, 06, 07\*  
Woods, Mike .....2018, 19, 20  
Woods, Wayne .....1956  
Woolfolk, Kirk .....1977, 78, 80  
Worrell, Darren .....1986, 87, 89  
Worthington, Jim .....1961, 62  
Wren, Hudson .....1927, 28  
Wren, Ronnie .....1974  
Wright, A.E. ....1908, 09  
Wright, Jarius .....2008, 09, 10, 11\*  
Wright, Lindsay .....1894\*  
Wright, Sam .....1906  
Wright, Shannon .....1989, 90, 92  
Wright, Tenarius .....2009, 10, 11, 12\*  
Wright, Todd .....1989, 90, 91, 92  
Wunderly, Don .....1971, 72\*  
Wyatt, Kevin .....1982, 83, 84, 85  
Wynn, Robert .....1988  
Wynn, Roger .....1976  
Wynne, Clayton .....1940, 41, 42\*  
Wynne, Tommy .....1935

**Y**  
Yager, Richard .....1991, 92, 93  
Yarborough, Byron .....1984, 85, 86  
Yates, A.J. ....1938, 39, 40\*  
Yeager, Kelly .....1991, 92, 93  
Yoder, Douglas .....1972, 73, 74, 75  
Yoes, Oran C. ....1920  
Young, Brenden .....2017, 18, 19  
Young, Charles .....1949  
Young, Clint .....1910, 11  
Young, Henderson .....1919  
Young, James .....1943, 44\*  
Young, Michael .....2004  
Young, Theo .....1983, 84, 85, 86  
Youngblood, Jim .....2009  
Yurachek, Jake .....2019, 20

**Z**  
Zimos, Zach .....2019, 21, 22  
Zinamon, Berg .....1980, 81, 82, 83\*  
Zoll, Alan A. ....1915, 16

*(The Razorback Communications office welcomes corrections from authentic sources.)*

*\*denotes team captains*





## ALL-TIME COACHING STAFF

<p><b>2023</b> Hunter Yurachek, AD Sam Pittman, HC Jimmy Smith, Assoc. HC/RB Scott Fountain, Asst. HC/ST Coord. Dan Enos, OC/QB Travis Williams, DC/LB Marcus Woodson, Co-DC/DB Deke Adams, DL Kenny Guiton, WR Cody Kennedy, OL Morgan Turner, TE Deron Wilson, DB</p> <p><b>2022</b> Hunter Yurachek, AD Sam Pittman, HC Barry Odom, Assoc. HC DC/SC Scott Fountain, Asst. HC/ST Coord. Kendal Briles, OC Deke Adams, DL Dominique Bowman, CB Kenny Guiton, WR Cody Kennedy, OL Dowell Loggains, TE Michael Scherer, LB Jimmy Smith, RB</p> <p><b>2021</b> Hunter Yurachek, AD Sam Pittman, HC Barry Odom, Assoc. HC DC/SC Scott Fountain, Asst. HC/ST Coord. Kendal Briles, OC Jermial Ashley, DL Sam Carter, CB Kenny Guiton, WR Cody Kennedy, OL Dowell Loggains, TE Michael Scherer, LB Jimmy Smith, RB</p> <p><b>2020</b> Hunter Yurachek, AD Sam Pittman, HC Barry Odom, Assoc. HC/DC/SC Scott Fountain, Asst. HC/ST Coord. Kendal Briles, OC Sam Carter, CB Jon Cooper, TE Brad Davis, OL Derrick LeBlanc, DL Rion Rhoades, LB Jimmy Smith, RB Justin Stepp, WR</p> <p><b>2019</b> Hunter Yurachek, AD Chad Morris, HC John Chavis, DC/LB Joe Craddock, OC/QB Steve Caldwell, DL Ron Cooper, DB Dustin Fry, OL Kenny Ingram, DT Barry Lunney Jr., TE/ST Mark Smith, DB Justin Stepp, WR Jeff Traylor, Assoc. HC/RB</p> <p><b>2018</b> Hunter Yurachek, AD Chad Morris, HC John Chavis, DC/LB Joe Craddock IV, OC/QB Steve Caldwell, DL Ron Cooper, DB Dustin Fry, OL Barry Lunney Jr., TE John Scott Jr., DL Mark Smith, DB Justin Stepp, WR Jeff Traylor, Assoc. HC/RB</p>	<p><b>2017</b> Jeff Long, AD Bret Bielema, HC Dan Enos, OC/QB Dan Rhoads, DC/Secondary Kurt Anderson, OL Vernon Hargreaves, ILB Barry Lunney Jr., TE Reggie Mitchell, RB John Scott Jr., DL Michael Smith, WR Chad Walker, OLB</p> <p><b>2016</b> Jeff Long, AD Bret Bielema, HC Dan Enos, OC/QB Robb Smith, DC/Secondary Kurt Anderson, OL Vernon Hargreaves, LB Barry Lunney Jr., TE Reggie Mitchell, RB Paul Rhoads, DB Rory Segrest, DL/ Specialists Michael Smith, WR</p> <p><b>2015</b> Jeff Long, AD Bret Bielema, HC Dan Enos, OC/QB Robb Smith, DC/Secondary Sam Pittman, Assoc. HC/Rec./OL Jemal Singleton, ST/RB Vernon Hargreaves, LB Clay Jennings, DB Barry Lunney Jr., TE Rory Segrest, DL/ Specialists Michael Smith, WR</p> <p><b>2014</b> Jeff Long, AD Bret Bielema, HC Jim Chaney, OC/QB Robb Smith, DC/Secondary Randy Shannon Sr., Assoc. HC/LB Sam Pittman, Assoc. HC/Rec./OL Clay Jennings, DB Barry Lunney Jr., TE Rory Segrest, DL/ Specialists Michael Smith, WR Joel Thomas, RB</p> <p><b>2013</b> Jeff Long, AD Bret Bielema, HC Chris Ash, DC/Secondary Jim Chaney, OC/QB Sam Pittman, Assoc. HC/Rec./OL Charlie Partridge, Asst. HC/DL Taver Johnson, CB Barry Lunney Jr., TE Randy Shannon, LB Michael Smith, WR Joel Thomas, RB</p> <p><b>2012</b> Jeff Long, AD John L. Smith, HC Paul Haynes*, DC/Secondary Paul Petrino, OC/QB Steve Caldwell, DE/STC Taver Johnson, Asst. HC/LB Bobby Allen, Secondary Kris Cinkovich, WR Tim Horton, RB/Rec. Chris Klenakis, OL Kevin Peoples, DT</p>	<p><b>2011</b> Jeff Long, AD Bobby Petrino, HC Garrick McGee, OC/QB Willy Robinson, DC/ Secondary John L. Smith, OLB/STC Bobby Allen, DT Steve Caldwell, DE Kris Cinkovich, WR Tim Horton, RB/Rec. Reggie Johnson, ILB Chris Klenakis, OL</p> <p><b>2010</b> Jeff Long, AD Bobby Petrino, HC Garrick McGee, OC/QB Willy Robinson, DC/ Secondary John L. Smith, STC/OLB Bobby Allen, DT Steve Caldwell, DE Kris Cinkovich, WR Tim Horton, RB/Rec. Reggie Johnson, ILB Chris Klenakis, OL</p> <p><b>2009</b> Jeff Long, AD Bobby Petrino, HC Mike Summers, Asst. HC/OL Paul Petrino, OC/WR Willy Robinson, DC/S John L. Smith, STC/OLB Bobby Allen, DT Kirk Botkin, DE Tim Horton, RB/Rec. Reggie Johnson, ILB Garrick McGee, QB</p> <p><b>2008</b> Jeff Long, AD Bobby Petrino, HC Mike Summers, Asst. HC/OL Paul Petrino, OC/WR Willy Robinson, DC/S Bobby Allen, DT Kirk Botkin, DE/ST Tim Horton, RB/TE/Rec. Reggie Johnson, LB Garrick McGee, QB Lorenzo Ward, Secondary</p> <p><b>2007</b> Frank Broyles, AD Houston Nutt, HC Reggie Herring, DC/LB David Lee, OC/QB Mike Markuson, OL/Run Game Coord. Alex Wood, WR/Pass Game Coord. Bobby Allen, CB Tim Horton, RB Tracy Rocker, DL James Shibest, TE/Specialists Chris Vaughn, S</p> <p><b>2006</b> Frank Broyles, AD Houston Nutt, HC Reggie Herring, DC/LB Gus Malzahn, OC/WR Mike Markuson, OL/Run Game Coord. Alex Wood, QB/Pass Game Coord. Bobby Allen, CB Louis Campbell, Secondary Danny Nutt, RB Tracy Rocker, DL James Shibest, TE/Specialists</p> <p><b>2005</b> Frank Broyles, AD Houston Nutt, HC Reggie Herring, DC/LB</p>	<p>Mike Markuson, OL/Run Game Coord. Roy Wittke, QB/Pass Game Coord. Bobby Allen, CB Clifton Ealy, TE Danny Nutt, RB Tracy Rocker, DL James Shibest, WR/Specialists Chris Vaughn, S/Rec.</p> <p><b>2004</b> Frank Broyles, AD Houston Nutt, HC Dave Wommack, DC/ILB Mike Markuson, OL/Run Game Coord. Roy Wittke, QB/Pass Game Coord. Bobby Allen, Secondary Clifton Ealy, TE Danny Nutt, RB Tracy Rocker, DL James Shibest, WR/Specialists Chris Vaughn, OLB/Rec.</p> <p><b>2003</b> Frank Broyles, AD Houston Nutt, HC Dave Wommack, DC/ILB Mike Markuson, OL/Run Game Coord. Roy Wittke, QB/Pass Game Coord. Bobby Allen, CB/FS Clifton Ealy, TE Danny Nutt, RB Tracy Rocker, DL James Shibest, WR/Specialists Chris Vaughn, OLB/SS/Rec.</p> <p><b>2002</b> Frank Broyles, AD Houston Nutt, HC Dave Wommack, DC/CB/FS Bobby Allen, ILB/MLB David Lee, QB Mike Markuson, OL Danny Nutt, RB George Pugh, TE/Rec. Kacy Rodgers, DL James Shibest, WR/Specialists Chris Vaughn, OLB/SS</p> <p><b>2001</b> Frank Broyles, AD Houston Nutt, HC John Thompson, DC/ILB Bobby Allen, DL David Lee, QB Mike Markuson, OL Danny Nutt, RB George Pugh, Rec./WR James Shibest, TE/Specialists Chris Vaughn, OLB Dave Wommack, Secondary</p> <p><b>2000</b> Frank Broyles, AD Houston Nutt, HC Fitz Hill, WR Asst. HC/Rec. Coord./WR Bobby Allen, Co-DC/LB John Thompson, Co-DC/Secondary Joe Ferguson, QB Bill Johnson, DL Mike Markuson, OL Danny Nutt, RB James Shibest, TE/Special Teams Chris Vaughn, Bandits/Rovers</p>	<p><b>1999</b> Frank Broyles, AD Houston Nutt, HC Bobby Allen, Co-DC/ILB Keith Burns, Co-DC/Secondary Clifton Ealy, Bandits/Rovers Joe Ferguson, QB Fitz Hill, WR Mark Hutson, TE/STC Bill Keopple, DL Mike Markuson, OL Danny Nutt, RB</p> <p><b>1998</b> Frank Broyles, AD Houston Nutt, HC Bobby Allen, Co-DC/ILB Keith Burns, Co-DC/Secondary Clifton Ealy, Bandits/Rovers Joe Ferguson, QB Fitz Hill, WR Mark Hutson, TE/Special Teams Bill Keopple, DL Mike Markuson, OL Danny Nutt, RB</p> <p><b>1997</b> Frank Broyles, AD Danny Ford, HC Miles Aldridge, DC/LB Kay Stephenson, OC/RB Louis Campbell, Asst. HC/DB Mike Bender, OG/C Joe Ferguson, QB Fitz Hill, WR Charley North, OT/TE Jim Washburn, DL Dennis Winston, OLB</p> <p><b>1996</b> Frank Broyles, AD Danny Ford, HC Miles Aldridge, DC/LB Mike Bender, OL Louis Campbell, Asst. HC/DB Rockey Felker, QB Fitz Hill, WR David Mitchell, RB Charley North, OT/TE Joe Pate, LB Jim Washburn, DL</p> <p><b>1995</b> Frank Broyles, AD Danny Ford, HC Mike Bender, OL Louis Campbell, DB Joe Lee Dunn, DC Rockey Felker, QB Fitz Hill, WR David Mitchell, RB Charley North, OT/TE Joe Pate, LB Jim Washburn, DL</p> <p><b>1994</b> Frank Broyles, AD Danny Ford, HC Louis Campbell, DB Rockey Felker, QB Fitz Hill, WR Buddy King, OT/TE Joe Kines, Asst. HC/DC David Mitchell, RB Joe Pate, LB Larry Van Der Heyden, OG/C Jim Washburn, DL</p> <p><b>1993</b> Frank Broyles, AD Danny Ford, HC Louis Campbell, DB Greg Davis, QB Rockey Felker, RB</p>	<p>Fitz Hill, WR Buddy King, OT/TE Joe Kines, Asst. HC/DC Joe Pate, DL Scott Smith, LB Larry Van Der Heyden, OG/C</p> <p><b>1992</b> Frank Broyles, AD Jack Crowe, HC* Joe Kines, DC/ILB/HC# Louis Campbell, DB Scott Conley, TE Greg Davis, OC/QB J.B. Grimes, OL Fitz Hill, DB/LB Houston Nutt, WR Joe Pate, Asst. HC/DL Ken Rucker, RB</p> <p><b>1991</b> Frank Broyles, AD Jack Crowe, HC Louis Campbell, DB Scott Conley, TE J.B. Grimes, OL Bill Johnson, DL Joe Kines, DC/ILB Houston Nutt, WR Joe Pate, Asst. HC/OLB Ken Rucker, RB Charlie Weatherbie, QB</p> <p><b>1990</b> Frank Broyles, AD Jack Crowe, HC Louis Campbell, DB Scott Conley, OLB J.B. Grimes, OL Bill Johnson, DL Houston Nutt, WR Joe Pate, DC/LB Jerry Pullen, TE Ken Rucker, RB Charlie Weatherbie, QB</p> <p><b>1989</b> Frank Broyles, AD Ken Hatfield, HC Wally Ake, ILB Larry Beckman, OG/C Larry Brinson, RB/DB Dick Bumpas, DL Jack Crowe, OC/QB J.B. Grimes, OT/TE Roger Hinshaw, OL Bob Trott, DB Richard Wilson, WR</p> <p><b>1988</b> Frank Broyles, AD Ken Hatfield, HC Wally Ake, DL Larry Beckman, OL Larry Brinson, RB Fred Goldsmith, DC/ILB Jim Goodman, WR Roger Hinshaw, OLB David Lee, QB/DB Bob Trott, DB Ken Turner, TE/K</p> <p><b>1987</b> Frank Broyles, AD Ken Hatfield, HC Wally Ake, DL Larry Beckman, OL Larry Brinson, RB Fred Goldsmith, DC/ILB Jim Goodman, WR Roger Hinshaw, OLB David Lee, QB/DB Bob Trott, DB Ken Turner, TE/K</p> <p><b>1986</b> Frank Broyles, AD Ken Hatfield, HC Wally Ake, DL</p>	<p>Larry Beckman, OL Larry Brinson, RB Fred Goldsmith, DC/ILB Jim Goodman, WR Roger Hinshaw, OLB David Lee, QB/DB Bob Trott, DB Ken Turner, TE/K</p> <p><b>1985</b> Frank Broyles, AD Ken Hatfield, HC Wally Ake, DL Larry Beckman, OL Jesse Branch, WR Larry Brinson, RB Fred Goldsmith, DC/ILB Roger Hinshaw, OLB David Lee, QB/DB Bob Trott, DB Ken Turner, TE/K</p> <p><b>1984</b> Frank Broyles, AD Ken Hatfield, HC Wally Ake, DL Larry Beckman, OL Jesse Branch, WR Larry Brinson, RB Fred Goldsmith, DC/ILB Roger Hinshaw, OLB David Lee, QB/DB Bob Trott, DB Ken Turner, TE/K</p> <p><b>1983</b> Frank Broyles, AD Lou Holtz, HC Jesse Branch, OB Pete Cordelli, WR Harvey Hampton, DE Rich Olson, DB Bob Shaw, LB Jim Strong, OT/TE Mike Tolleson, DL Don Lindsey, Asst. HC/DC Ken Turner, OG/C/K</p> <p><b>1982</b> Frank Broyles, AD Lou Holtz, HC Larry Beightol, OC/OL Jesse Branch, WR Sam Goodwin, OB Don Lindsey, Asst. HC/DC John Mitchell, DE Rich Olson, DB Ken Turner, TE/K Bob Shaw, LB</p> <p><b>1981</b> Frank Broyles, AD Lou Holtz, HC Larry Beightol, OC/OL Jesse Branch, WR Sam Goodwin, OB Don Lindsey, DC/LB John Mitchell, DE Rich Olson, DB Ken Turner, TE/OL/K Fred von Appen, DL</p> <p><b>1980</b> Frank Broyles, AD Lou Holtz, HC Larry Beightol, Asst HC/OL Jesse Branch, DB Don Breau, OB Bob Cope, DB Harold Horton, DL John Konstantinos, WR John Mitchell, DE Ken Turner, TE/K</p> <p><b>1979</b> Frank Broyles, AD Lou Holtz, HC Jesse Branch, WR Don Breau, OB Bob Cope, DB</p>
--	---	---	--	--	--	--





## ALL-TIME COACHING STAFF

Harold Horton, DL Monte Kiffin, DC/Asst. HC John Konstantinos, TE John Mitchell, DE Ken Turner, OL/K	Jim Johnson, DL Pat Jones, DL Bill Lewis, DB Bo Rein, OC Ken Turner, TE	Don Breaux, OB Raymond Berry, WR Joe Gibbs, OL	<b>1966</b> John Barnhill, AD Frank Broyles, HC Charley Coffey, DL Mervin Johnson, OL Johnny Majors, DB Wilson Matthews, LB Bill Pace, OB Gordon Smith, OE	Jim Mackenzie, DL Wilson Matthews, LB/DE Steed White, OE/OL	George Barnhardt Ab Bidwell George Cole Gene Corrotto Bill Pace Dixie White Steed White	LeRoy Pearce Tracy Scott
<b>1978</b> Frank Broyles, AD Lou Holtz, HC Larry Beightol, OC Jesse Branch, WR Don Breaux, OB Bob Cope, DB Harold Horton, DL Monte Kiffin, DC John Mitchell, DE Ken Turner, OL/K	<b>1974</b> Frank Broyles, AD/HC Frank Falks, DE Harold Horton, LB Jim Johnson, DL Mervin Johnson, OL Bill Lewis, DB Gordon Norwood, QB Ken Turner, OL Richard Williamson, OB	<b>1970</b> George Cole, AD Frank Broyles, HC Raymond Berry, WR Don Breaux, OB Charley Coffey, DL Harold Horton, LB Marvin Johnson, OL Bill Kinard, DB	<b>1965</b> John Barnhill, AD Frank Broyles, HC Jim Mackenzie, Asst. HC/DC Mervin Johnson, OL Johnny Majors, DB Wilson Matthews, LB Bill Pace, OB Barry Switzer, OE	<b>1961</b> John Barnhill, AD Frank Broyles, HC Doug Dickey, DB Hayden Fry, OB Jim Mackenzie, OL Wilson Matthews, LB Dixie White, OL Steed White, OE/OL	<b>1956</b> John Barnhill, AD Jack Mitchell, HC George Barnhardt Ab Bidwell Bert Clark George Cole Gene Corrotto Bobby Proctor Tracy Scott Dixie White	<b>1952</b> John Barnhill, AD Otis Douglas, HC George Cole Bill Ferrell Charles Gray Charles Hanks Dick Humbert Clyde Van Sickle
<b>1977</b> Frank Broyles, AD Lou Holtz, HC Larry Beightol, OC Jesse Branch, WR Don Breaux, OB Bob Cope, DB Harold Horton, DL Monte Kiffin, DC John Mitchell, DE Ken Turner, TE/K	<b>1973</b> Frank Broyles, AD/HC Frank Falks, DE Harold Horton, LB Jim Johnson, DL Mervin Johnson, OL Bill Lewis, DB Don Trull, QB/WR Ken Turner, OL Richard Williamson, OB	<b>1969</b> John Barnhill, AD Frank Broyles, HC Don Breaux, OB Charley Coffey, DL Harold Horton, LB Hootie Ingram, DB Mervin Johnson, OL Richard Williamson, WR Bob Ford, Asst.	<b>1964</b> John Barnhill, AD Frank Broyles, HC Jim Mackenzie, Asst. HC/DC Mervin Johnson, OL Johnny Majors, DB Wilson Matthews, LB Bill Pace, OB Barry Switzer, OE	<b>1960</b> John Barnhill, AD Frank Broyles, HC Doug Dickey, DB Merrill Green, OB Jim Mackenzie, DL Wilson Matthews, LB/DE Dixie White, OL Steed White, OE	<b>1955</b> John Barnhill, AD Jack Mitchell, HC George Barnhardt Ab Bidwell George Cole Bobby Proctor Tracy Scott Dixie White	<b>1951</b> John Barnhill, AD Otis Douglas, HC
<b>1976</b> Frank Broyles, AD/HC Don Boyce, OL Jesse Branch, OB Frank Falks, DE Bob Gatling, WR Harold Horton, LB Jim Johnson, DL Bill Lewis, DB Ken Turner, OL/K	<b>1972</b> George Cole, AD Frank Broyles, HC Buddy Bennett, DB Raymond Berry, WR Lon Farrell, DE Joe Gibbs, OL Harold Horton, LB Mervin Johnson, DL Ken Turner, B Team Richard Williamson, OB	<b>1968</b> John Barnhill, AD Frank Broyles, HC Don Breaux, OB Charley Coffey, DL Hootie Ingram, DB Mervin Johnson, OL Harold Horton, LB Richard Williamson, WR Bob Ford, Asst.	<b>1963</b> John Barnhill, AD Frank Broyles, HC Doug Dickey, OB Jim Mackenzie, DL Wilson Matthews, LB/DE Steed White, OE/OL Bill Pace, DB Mervin Johnson, OL	<b>1959</b> John Barnhill, AD Frank Broyles, HC Doug Dickey, DB Merrill Green, OB Jim Mackenzie, DL Wilson Matthews, LB/DE Dixie White, OL Steed White, OE	<b>1954</b> John Barnhill, AD Bowden Wyatt, HC John Bailey George Cafego George Cole Dick Hitt LeRoy Pearce Tracy Scott	<b>1949</b> John Barnhill, AD/HC Bill Barnes H.B. Brackett George Cole Charles Gray Hobart Hooser Charles McGibbony Clyde Van Sickle
<b>1975</b> Frank Broyles, AD/HC Don Boyce, OL Jesse Branch, WR Frank Falks, DE Harold Horton, LB	<b>1971</b> George Cole, AD Frank Broyles, HC Mervin Johnson, DL Lon Farrell, DE Harold Horton, LB Buddy Bennett, DB	<b>1967</b> John Barnhill, AD Frank Broyles, HC Charley Coffey, DL Hootie Ingram, DB Mervin Johnson, OL Johnny Majors, OB Wilson Matthews, LB Gordon Smith, OE Bob Ford, Asst.	<b>1962</b> John Barnhill, AD Frank Broyles, HC Doug Dickey, OB Mervin Johnson, OL Bill Pace, DB	<b>1958</b> John Barnhill, AD Frank Broyles, HC Doug Dickey, DB Merrill Green, OB Jim Mackenzie, DL Wilson Matthews, LB/DE Dixie White, OL Steed White, OE	<b>1953</b> John Barnhill, AD Bowden Wyatt, HC John Bailey George Cafego George Cole Dick Hitt	<b>1948</b> John Barnhill, AD/HC
						<b>1947</b> John Barnhill, AD/HC
						<b>1946</b> John Barnhill, AD/HC
						<b>WAR-TIME AD</b> George Cole
						<i>* 1 game # named head coach after 1st game</i>

### ALL-TIME COACHING STAFF ROSTER

Deke Adams, 2022-pres. Wally Ake, 1984-89 Miles Aldridge, 1996-97 Bobby Allen, 1998-2012 Kurt Anderson, 2016-17 Chris Ash, 2013 Jermial Ashley, 2021 John Bailey, 1953-54 Bill Barnes, 1949 George Barnhardt, 1955-57 John Barnhill, 1946-49 (HC); 1946-69 (AD) Larry Beckman, 1984-89 Larry Beightol, 1980-82 Mike Bender, 1995-97 Buddy Bennett, 1971-72 Raymond Berry, 1970-72 Ab Bidwell, 1955-57 Bret Bielema, 2013-17 (HC) Kirk Botkin, 2008-09 Dominique Bowman, 2022 Don Boyce, 1975-76 H.B. Brackett, 1949 Jesse Branch, 1975-85 Don Breaux, 1968-71, 1977-80 Kendal Briles, 2020-22 Larry Brinson, 1984-89 Frank Broyles, 1958-76 (HC); 1973-2007 (AD) Dick Bumpas, 1989 Keith Burns, 1998-99 George Cafego, 1953-54	Steve Caldwell, 2010-12, 2018-19 Louis Campbell, 1990-97, 2006 Sam Carter, 2020-21 Jim Chaney, 2013-14 John Chavis, 2018-19 Kris Cinkovich, 2010-12 Charley Coffey, 1966-70 George Cole, 1949, 1952-57; 1970-72 (AD) Scott Conley, 1990-92 Jon Cooper, 2020 Ron Cooper, 2018-19 Bob Cope, 1977-80 Pete Cordelli, 1983 Gene Corrotto, 1956-57 Joe Craddock, 2018-19 Jack Crowe, 1989; 1990-92 (HC) Brad Davis, 2020 Greg Davis, 1992-93 Doug Dickey, 1958-63 Otis Douglas, 1950-52 (HC) Joe Lee Dunn, 1995 Clifton Ealy, 1998-99, 2003-05 Dan Enos, 2015-17, 2023-pres. Frank Falks, 1973-76 Lon Farrell, 1971-72 Rockey Felker, 1993-96 Joe Ferguson, 1997-2000 Bill Ferrell, 1952 Danny Ford, 1993-97 (HC) Scott Fountain, 2020-pres. Dustin Fry, 2018-19 Hayden Fry, 1961 Bob Gatling, 1976	Joe Gibbs, 1971-72 Fred Goldsmith, 1984-88 Jim Goodman, 1986-88 Sam Goodwin, 1981-82 Charles Gray, 1949, 1952 Merrill Green, 1958-60 J.B. Grimes, 1989-92 Kenny Guiton, 2021-pres. Harvey Hampton, 1983 Charles Hanks, 1952 Vernon Hargreaves, 2015-17 Ken Hatfield, 1984-89 (HC) Paul Haynes, 2011-12 Reggie Herring, 2005-07 Fitz Hill, 1992-2000 Roger Hinshaw, 1984-89 Dick Hitt, 1953-54 Lou Holtz, 1977-83 (HC) Harold Horton, 1968-80 Tim Horton, 2007-12 Hobart Hooser, 1949 Dick Humbert, 1952 Mark Hutson, 1998-99 Hootie Ingram, 1967-69 Kenny Ingram, 2019 Clay Jennings, 2014-15 Bill Johnson, 1990-91, 2000 Jimmy Johnson, 1973-76 Mervin Johnson, 1962-74 Reggie Johnson, 2008-11 Taver Johnson, 2012-13 Pat Jones, 1975 Cody Kennedy, 2021-pres. Bill Keopple, 1998-99	Monte Kiffin, 1977-79 Bill Kinard, 1970 Joe Kines, 1991-94 Buddy King, 1993-94 Chris Klenakis, 2010-12 John Konstantinos, 1979-80 Derrick LeBlanc, 2020 David Lee, 1984-88, 2001-02, 07 Bill Lewis, 1973-76 Don Lindsey, 1981-83 Dowell Loggains, 2021-22 Barry Lunney Jr., 2013-19 Jim Mackenzie, 1958-65 Johnny Majors, 1964-67 Gus Malzahn, 2006 Mike Markuson, 1998-2007 Wilson Matthews, 1958-67 Garrick McGee, 2008-11 Charles McGibbony, 1949 David Mitchell, 1994-96 Jack Mitchell, 1955-57 (HC) John Mitchell, 1977-82 Reggie Mitchell, 2016-17 Chad Morris, 2018-19 (HC) Charley North, 1995-97 Gordon Norwood, 1974 Danny Nutt, 1998-2007 Houston Nutt, 1990-92; 1998-2007 (HC) Barry Odom, 2020-22 Rich Olson, 1981-83 Bill Pace, 1962-66 Charlie Partridge, 2013 Joe Pate, 1990-96	Kevin Peoples, 2011*-12 Bobby Petrino, 2008-11 (HC) Paul Petrino, 2008-09; 2011*-12 LeRoy Pearce, 1953-54 Sam Pittman, 2013-15, 2020-pres. (HC) Bobby Proctor, 1955-56 George Pugh, 2001-02 Jerry Pullen, 1990 Bo Rein, 1975 Rion Rhoades, 2020 Paul Rhoads, 2016-17 Willy Robinson, 2008-11 Tracy Rocker, 2003-07 Kacy Rodgers, 2002 Ken Rucker, 1990-92 Michael Scherer, 2021-22 John Scott Jr., 2017-18 Tracy Scott, 1953-56 Rory Segrest, 2014-16 Randy Shannon, 2013-14 Bob Shaw, 1982-83 James Shiblest, 2000-07 Jemal Singleton, 2015 Gordon Smith, 1966-67 Jimmy Smith, 2020-pres. John L. Smith, 2008-11; 2012 (HC) Mark Smith, 2018-19 Michael Smith, 2013-17 Robb Smith, 2014-16 Scott Smith, 1993 Kay Stephenson, 1997 Justin Stepp, 2018-20 Jim Strong, 1983	Mike Summers, 2008-09 Barry Switzer, 1964-65 Joel Thomas, 2013-14 John Thompson, 2000-01 Mike Tolleson, 1983 Jeff Traylor, 2018-19 Bob Trott, 1984-89 Don Trull, 1973 Ken Turner, 1972-88 Morgan Turner, 2023-pres. Fred von Appen, 1981 Larry Van Der Heyden, 1993-94 Clyde Van Sickle, 1949, 1952 Chris Vaughn, 2000-05, 2007 Chad Walker, 2017 Jim Washburn, 1994-97 Lorenzo Ward, 2008 Charlie Weatherbie, 1990-91 Dixie White, 1955-61 Steed White, 1957-63 Travis Williams, 2023-pres. Richard Williamson, 1972-74 Deron Wilson, 2023-pres. Richard Wilson, 1989 Dennis Winston, 1997 Roy Wittke, 2003-05 Dave Wommack, 2001-04 Alex Wood, 2006-07 Marcus Woodson, 2023-pres. Bowden Wyatt, 1953-54 (HC)
---	--	---	---	---	---

*\*Joined staff prior to Cotton Bowl at end of 2011 season*





## ALL-TIME OVERALL RECORDS

ALL GAMES					CONFERENCE GAMES					BOWL	HEAD COACH
YEAR	W	L	T	PCT.	W	L	T	PCT.	FINISH		
1894	2	1	0	.667							John C. Futrall
1895	1	0	0	1.000							John C. Futrall
1896	2	1	0	.667							John C. Futrall
1897	2	0	1	.833							B.N. Wilson
1898	2	1	0	.667							B.N. Wilson
1899	3	1	1	.700							Colbert Searles
1900	2	1	1	.625							Colbert Searles
1901	3	5	0	.375							Charles Thomas
1902	6	3	0	.667							Charles Thomas
1903	3	4	0	.429							D.A. McDaniel
1904	4	3	0	.571							A.D. Brown
1905	2	6	0	.250							A.D. Brown
1906	2	4	2	.375							F.C. Longman
1907	3	4	1	.438							F.C. Longman
1908	5	4	0	.556							Hugo Bezdek
1909	7	0	0	1.000							Hugo Bezdek
1910	7	1	0	.875							Hugo Bezdek
1911	6	2	1	.722							Hugo Bezdek
1912	4	6	0	.400							Hugo Bezdek
1913	7	2	0	.778							E.T. Pickering
1914	4	5	0	.444							E.T. Pickering
Southwest conference play begins											
1915	4	2	1	.643	1	1	0	.500	T2		T.T. McConnell
1916	4	4	0	.500	0	2	0	.000	T5		T.T. McConnell
1917	5	1	1	.786	0	1	1	.250	6		Norman Paine
1918	3	2	0	.600	0	1	0	.000	T6		Norman Paine
1919	3	4	0	.429	1	2	0	.333	5		J.B. Craig
1920	3	2	2	.571	2	0	1	.833	2		G.W. McLaren
1921	5	3	1	.611	2	1	0	.667	3		G.W. McLaren
1922	5	4	0	.556	1	3	0	.250	6		Francis Schmidt
1923	6	2	1	.722	2	2	0	.500	T4		Francis Schmidt
1924	7	2	1	.750	1	2	1	.375	7		Francis Schmidt
1925	4	4	1	.500	2	2	1	.500	T4		Francis Schmidt
1926	5	5	0	.500	2	2	0	.500	T3		Francis Schmidt
1927	8	1	0	.889	3	1	0	.750	3		Francis Schmidt
1928	7	2	0	.788	3	1	0	.750	2		Francis Schmidt
1929	7	2	0	.778	3	2	0	.600	3		Fred Thomsen
1930	3	6	0	.333	2	2	0	.500	5		Fred Thomsen
1931	3	5	1	.389	0	4	0	.000	7		Fred Thomsen
1932	1	6	2	.222	1	4	0	.200	7		Fred Thomsen
1933	7	3	1	.682	4	1	0	.800	1*	Dixie	Fred Thomsen
1934	4	4	2	.500	2	3	1	.417	5		Fred Thomsen
1935	4	5	1	.450	2	4	0	.333	5		Fred Thomsen
1936	7	3	0	.700	5	1	0	.833	1		Fred Thomsen
1937	6	2	2	.700	3	2	1	.583	3		Fred Thomsen
1938	2	7	1	.250	1	5	0	.167	T6		Fred Thomsen
1939	4	5	1	.450	2	3	1	.417	5		Fred Thomsen
1940	4	6	0	.400	1	5	0	.167	6		Fred Thomsen
1941	3	7	0	.300	0	6	0	.000	7		Fred Thomsen
1942	3	7	0	.200	0	6	0	.000	7		George Cole
1943	2	7	0	.200	1	4	0	.200	T5		John Tomlin
1944	5	5	1	.500	2	2	1	.500	3		Glen Rose
1945	3	7	0	.300	1	5	0	.167	7		Glen Rose
1946	6	3	1	.650	5	1	0	.833	T1	Cotton	John Barnhill
1947	6	4	1	.590	1	4	1	.250	T5	Dixie	John Barnhill
1948	5	5	0	.500	2	4	0	.333	5		John Barnhill
1949	5	5	0	.500	2	4	0	.333	6		John Barnhill
1950	2	8	0	.200	1	5	0	.167	7		Otis Douglas
1951	5	5	0	.500	2	4	0	.333	6		Otis Douglas
1952	2	8	0	.200	1	5	0	.167	7		Otis Douglas
1953	3	7	0	.300	2	4	0	.333	5		Bowden Wyatt
1954	8	3	0	.727	5	1	0	.833	1	Cotton	Bowden Wyatt
1955	5	4	1	.550	3	2	1	.583	4		Jack Mitchell
1956	6	4	0	.600	3	3	0	.500	4		Jack Mitchell
1957	6	4	0	.600	2	4	0	.333	T5		Jack Mitchell
1958	4	6	0	.400	2	4	0	.333	T5		Frank Broyles

ALL GAMES				CONFERENCE GAMES				FINISH	BOWL	HEAD COACH		
YEAR	W	L	T	PCT.	W	L	T					
1959	9	2	0	.818	5	1	0	.833	T1	Gator	Frank Broyles	
1960	8	3	0	.727	6	1	0	.857	1	Cotton	Frank Broyles	
1961	8	3	0	.727	6	1	0	.857	T1	Sugar	Frank Broyles	
1962	9	2	0	.818	6	1	0	.857	2	Sugar	Frank Broyles	
1963	5	5	0	.500	3	4	0	.429	4		Frank Broyles	
1964	11	0	0	1.000	7	0	0	1.000	1	Cotton/National Champions	Frank Broyles	
1965	10	1	0	.909	7	0	0	1.000	1	Cotton	Frank Broyles	
1966	8	2	0	.800	5	2	0	.714	T2		Frank Broyles	
1967	4	5	1	.450	3	3	1	.500	5		Frank Broyles	
1968	10	1	0	.909	6	1	0	.857	T1	Sugar	Frank Broyles	
1969	9	2	0	.818	6	1	0	.857	2	Sugar	Frank Broyles	
1970	9	2	0	.818	6	1	0	.857	2		Frank Broyles	
1971	8	3	1	.708	5	1	1	.786	2	Liberty	Frank Broyles	
1972	6	5	0	.546	3	4	0	.429	T4		Frank Broyles	
1973	5	5	1	.500	3	3	1	.500	T4		Frank Broyles	
1974	6	4	1	.591	3	3	1	.500	T4		Frank Broyles	
1975	10	2	0	.833	6	1	0	.859	T1	Cotton	Frank Broyles	
1976	5	5	1	.500	3	4	1	.438	6		Frank Broyles	
1977	11	1	0	.917	7	1	0	.875	2	Orange	Lou Holtz	
1978	9	2	1	.792	6	2	0	.750	T2	Fiesta	Lou Holtz	
1979	10	2	0	.833	7	1	0	.875	T1	Sugar	Lou Holtz	
1980	7	5	0	.583	3	5	0	.375	T6	Hall of Fame	Lou Holtz	
1981	8	4	0	.667	5	3	0	.625	4	Gator	Lou Holtz	
1982	9	2	1	.792	5	2	1	.688	3	Bluebonnet	Lou Holtz	
1983	6	5	0	.546	4	4	0	.500	5		Lou Holtz	
1984	7	4	1	.636	5	3	0	.625	T3	Liberty	Ken Hatfield	
1985	10	2	0	.833	6	2	0	.750	T2	Holiday	Ken Hatfield	
1986	9	3	0	.750	6	2	0	.750	T2	Orange	Ken Hatfield	
1987	9	4	0	.692	5	2	0	.714	T2	Liberty	Ken Hatfield	
1988	10	2	0	.833	7	0	0	1.000	1	Cotton	Ken Hatfield	
1989	10	2	0	.833	7	1	0	.875	1	Cotton	Ken Hatfield	
1990	3	8	0	.273	1	7	0	.125	7		Jack Crowe	
1991	6	6	0	.600	5	3	0	.625	T2	Independence	Jack Crowe	
Southeastern conference play begins												
1992	3	7	1	.318	3	4	1	.438	4	West	Jack Crowe/Joe Kines	
1993	6	4	1	.591	4	3	1	.438	T2	West	Danny Ford	
1994	4	7	0	.364	2	6	0	.250	T4	West	Danny Ford	
1995	8	5	0	.615	6	2	0	.750	1	West	CarQuest	Danny Ford
1996	4	7	0	.363	2	6	0	.250	5	West		Danny Ford
1997	4	7	0	.363	2	6	0	.250	5	West		Danny Ford
1998	9	3	0	.750	6	2	0	.750	T1	West	Citrus	Houston Nutt
1999	8	4	0	.667	4	4	0	.500	T3	West	Cotton	Houston Nutt
2000	6	6	0	.500	3	5	0	.375	T5	West	Las Vegas	Houston Nutt
2001	7	5	0	.583	4	4	0	.500	T3	West	Cotton	Houston Nutt
2002	9	5	0	.643	5	3	0	.625	T1	West	Music City	Houston Nutt
2003	9	4	0	.692	4	4	0	.500	4	West	Independence	Houston Nutt
2004	5	6	0	.455	3	5	0	.375	T3	West		Houston Nutt
2005	4	7	0	.364	2	6	0	.250	4	West		Houston Nutt
2006	10	4	0	.714	7	1	0	.875	1	West	Capital One	Houston Nutt
2007	8	5	0	.615	4	4	0	.500	T3	West	Cotton	Houston Nutt/Reggie Herring
2008	5	7	0	.416	2	6	0	.250	T4	West		Bobby Petrino
2009	8	5	0	.615	3	5	0	.375	T4	West	Liberty	Bobby Petrino
2010	10	3	0	.769	6	2	0	.750	T2	West	Sugar	Bobby Petrino
2011	11	2	0	.846	6	2	0	.750	3	West	Cotton	Bobby Petrino
2012	4	8	0	.333	2	6	0	.250	6	West		John L. Smith
2013	3	9	0	.250	0	8	0	.000	7	West		Bret Bielema
2014	7	6	0	.538	2	6	0	.250	7	West	Texas	Bret Bielema
2015	8	5	0	.615	5	3	0	.625	T3	West	Liberty	Bret Bielema
2016	7	6	0	.538	3	5	0	.375	T5	West	Belk	Bret Bielema
2017	4	8	0	.333	1	7	0	.125	7	West		Bret Bielema
2018	2	10	0	.167	0	8	0	.000	7	West		Chad Morris
2019	2	10	0	.167	0	8	0	.000	7	West		Chad Morris/Barry Lunney Jr.
2020	3	7	0	.300	3	7	0	.300	5	West	Texas (Canceled)	Sam Pittman
2021	9	4	0	.682	4	4	0	.500	T3	West	Outback	Sam Pittman
2022	7	6	0	.538	3	5	0	.375	4	West	Liberty	Sam Pittman





## ALL-TIME OVERALL RECORDS

### ARKANSAS ALL-TIME COACHING RECORDS

Coach	Tenure (Seasons)	Conference W-L-T (Pct.)	Overall W-L-T (Pct.)	Bowls
John C. Futrall	1894-96 (3)		5-2-0 (.714)	-
B.N. Wilson	1897-98 (2)		4-1-1 (.750)	-
Colbert Searles	1899-1900 (2)		5-2-2 (.667)	-
Charles Thomas	1901-02 (2)		9-8-0 (.529)	-
D.A. McDaniel	1903 (1)		3-4-0 (.429)	-
A.D. Brown	1904-05 (2)		6-9-0 (.400)	-
F.C. Longman	1906-07 (2)		5-8-3 (.406)	-
Hugo Bezdek	1908-12 (5)		29-13-1 (.686)	-
E.T. Pickering	1913-14 (2)		11-7-0 (.611)	-
T.T. McConnell	1915-16 (2)	1-3-0 (.250)	8-6-1 (.567)	-
Norman Paine	1917-18 (2)	0-2-1 (.167)	8-3-1 (.708)	-
J.B. Craig	1919 (1)	1-2-0 (.333)	3-4-0 (.429)	-
G.W. McLaren	1920-21 (2)	4-1-1 (.750)	8-5-3 (.594)	-
Francis Schmidt	1922-28 (7)	14-13-2 (.517)	42-20-3 (.669)	-
Fred Thomsen	1929-41 (13)	26-42-3 (.387)	56-61-10 (.480)	1
George Cole	1942 (1)	0-6-0 (.000)	3-7-0 (.300)	-
John Tomlin	1943 (1)	1-4-0 (.200)	2-7-0 (.222)	-
Glen Rose	1944-45 (2)	3-7-1 (.318)	8-12-1 (.405)	-
John Barnhill	1946-49 (4)	10-13-1 (.438)	22-17-3 (.560)	2
Otis Douglas	1950-52 (3)	4-14-0 (.222)	9-21-0 (.300)	-
Bowden Wyatt	1953-54 (2)	7-5-0 (.583)	11-10-0 (.524)	1
Jack Mitchell	1955-57 (3)	8-9-1 (.472)	17-12-1 (.583)	-
Frank Broyles	1958-76 (19)	91-36-5 (.708)	144-58-5 (.708)	10
Lou Holtz	1977-83 (7)	37-18-1 (.670)	60-21-2 (.735)	6
Ken Hatfield	1984-89 (6)	36-10-0 (.783)	55-17-1 (.760)	6
Jack Crowe <sup>^</sup>	1990-91 (2+)	6-10-0 (.375)	9-15-0 (.375)	1
Joe Kines <sup>#</sup>	1992 (1)	3-4-1 (.438)	3-6-1 (.350)	-
Danny Ford	1993-97 (5)	16-23-1 (.413)	26-30-1 (.465)	1
Houston Nutt	1998-2007 (10)	42-38-0 (.525)	75-48-0 (.610)	8
Reggie Herring <sup>*</sup>	2007		0-1-0 (.000)	-
Bobby Petrino	2008-11 (4)	17-15-0 (.531)	34-17-0 (.667)	3
John L. Smith	2012 (1)	2-6-0 (.250)	4-8-0 (.333)	-
Bret Bielema	2013-17 (5)	11-29 (.275)	29-34 (.460)	3
Chad Morris	2018-19 (1+)	0-14 (.000)	4-18 (.182)	-
Barry Lunney Jr. <sup>**</sup>	2019	0-2 (.000)	0-2 (.000)	-
Sam Pittman	2020-22	10-16 (.385)	19-17 (.528)	2
<b>TOTALS</b>	<b>1894-2022 (129)</b>	<b>350-342-18 (.506)</b>	<b>736-531-40 (.578)</b>	<b>44</b>

<sup>^</sup> Including first game of 1992 season; <sup>#</sup> Interim head coach after first game of the season; <sup>\*</sup> Reggie Herring served as interim head coach during the 2008 Cotton Bowl; <sup>\*\*</sup> Lunney served as the interim head coach for the final two games of 2019 season



In 19 seasons, **FRANK BROYLES** amassed a record of 144-58-5, securing seven SWC titles, 10 bowl bids, 20 All-Americans and 88 All-SWC selections.



**KEN HATFIELD** posted an Arkansas-record .760 winning percentage and averaged more than nine wins per year from 1984-89. He led the Razorbacks to a bowl game all six seasons.

### SUPERLATIVES

#### SEASONS

19	Frank Broyles	1958-76
13	Fred Thomsen	1929-41
10	Houston Nutt	1998-2007
7	Francis Schmidt	1922-28
7	Lou Holtz	1977-83
6	Ken Hatfield	1984-89
5	Hugo Bezdek	1908-12
5	Bret Bielema	2013-17
5	Danny Ford	1993-97

#### WINS

144	Frank Broyles	144-58-5 [.708]
75	Houston Nutt	75-48-0 [.610]
60	Lou Holtz	60-21-2 [.735]
56	Fred Thomsen	56-61-10 [.480]
55	Ken Hatfield	55-17-1 [.760]
42	Francis Schmidt	42-20-3 [.669]

#### WINNING PERCENTAGE (MIN. 4 SEASONS)

.760	Ken Hatfield	55-17-1, 6 seasons
.735	Lou Holtz	60-21-2, 7 seasons
.708	Frank Broyles	144-58-5, 19 seasons
.686	Hugo Bezdek	29-13-1, 5 seasons
.669	Francis Schmidt	42-20-3, 7 seasons
.667	Bobby Petrino	34-17-0, 4 seasons

#### BOWLS

10	Frank Broyles	19 seasons
8	Houston Nutt	10 seasons
6	Lou Holtz	7 seasons
6	Ken Hatfield	6 seasons
3	Bret Bielema	5 seasons
3	Bobby Petrino	4 seasons





## SEASON-BY-SEASON RESULTS

NOTES: Home games in ALL CAPS. Rankings at time of game, beginning in 1936, are from The Associated Press. College Football Playoff Rankings during the second half of the regular season for the 2014, 2015 and 2016 seasons.



### JOHN C. FUTRALL

3 seasons | 1894-96  
5-2

John C. Futrall served as both manager and head coach of the Arkansas football program during its first three years of existence. For the next 16 years, Futrall served as the team's manager, chairman of the school's athletic committee, or both.

#### 1894 • (2-1)

Captain: Wright Lindsey

DATE	OPPONENT	UA/OPP RK	TV	W L T	UA	OPP
Oct. 13	FORT SMITH (ARK.) HS.			W	42	0
Oct. 27	FORT SMITH (ARK.) HS.			W	38	0
Nov. 22	at Texas			L	0	54

#### 1895 • (1-0)

Captain: Herbert Fishback

DATE	OPPONENT	UA/OPP RK	TV	W L T	UA	OPP
Oct. 12	FORT SMITH (ARK.) HS.			W	30	0

#### 1896 • (2-1)

Captain: Herbert Fishback

DATE	OPPONENT	UA/OPP RK	TV	W L T	UA	OPP
Oct. 3	FORT SMITH (ARK.) HS.			W	10	0
Oct. 10	at Fort Smith (Ark.) HS.			W	6	2
Oct. 24	at Drury			L	0	344



### B.N. WILSON

2 seasons | 1897-98  
4-1-1

The second head coach in the history of Arkansas football, B.N. Wilson guided his teams to two wins in three games in each of his two seasons at the helm.

#### 1897 • (2-0-1)


Captain: Herbert Fishback

DATE	OPPONENT	UA/OPP RK	TV	W L T	UA	OPP
Nov. 6	FORT SMITH (ARK.) HS.			W	12	0
Nov. 20	at Drury			T	6	6
Nov. 25	at Ouachita Baptist			W	24	0

#### 1898 • (2-1)

Captain: Edward Martin

DATE	OPPONENT	UA/OPP RK	TV	W L T	UA	OPP
Oct. 22	DRURY			W	17	0
Nov. 5	at Drury			W	12	6
Nov. 19	at Fort Scott (Kan.) HS.			L	8	36



### COLBERT SEARLES

2 seasons | 1899-1900  
5-2-2

Colbert Searles directed the Arkansas football program to a 5-2-2 record over a two-year span that included just six different opponents.

#### 1899 • (3-1-1)

Captain: Chester Sloan

DATE	OPPONENT	UA/OPP RK	TV	W L T	UA	OPP
Oct. 14	DRURY			W	10	0
Oct. 28	TULSA			W	11	0
Nov. 3	at Tulsa			T	0	0
Nov. 4	at Oklahoma#			L	5	11
Nov. 18	JOPLIN (MO.) HS.			W	11	10

# Shawnee, Okla.

#### 1900 • (2-1-1)

Captain: Ashton Vincencler

DATE	OPPONENT	UA/OPP RK	TV	W L T	UA	OPP
Oct. 27	WEBB CITY (MO.) HS.			W	15	0
Nov. 3	at Joplin (Mo.) HS.			T	6	6
Nov. 10	PIERCE CITY (MO.)			W	10	0
Nov. 24	at Drury			L	5	17



### CHARLES THOMAS

2 seasons | 1901-02  
9-8

Though the schedules still included several high school foes, Charles Thomas' two seasons at the helm of the UA football program were marked by the beginning of the LSU series in 1901 and a 6-3 record in 1902 – his second and final season.

#### 1901 • (3-5)

Captain: Fred Brown

DATE	OPPONENT	UA/OPP RK	TV	W L T	UA	OPP
Oct. 12	PIERCE CITY (MO.)			L	0	5
Oct. 19	DRURY			W	22	0
Oct. 26	FORT SCOTT (KAN.) HS.			L	6	17
Nov. 2	at Little Rock (Ark.) HS.			L	0	5
Nov. 9	TULSA			W	48	0
Nov. 16	KANSAS CITY MEDICS			L	6	10
Nov. 22	at LSU			L	0	15
Nov. 23	at Louisiana Tech.			W	16	0

#### 1902 • (6-3)

Captain: Lemuel Bryan

DATE	OPPONENT	UA/OPP RK	TV	W L T	UA	OPP
Oct. 4	at Neosho (Mo.) HS.			W	6	0
Oct. 11	at Kingfisher (Okla.)			W	15	6
Oct. 13	at Oklahoma			L	0	28
Oct. 22	at Tulsa			W	33	0
Nov. 1	TAHLEQUAH SEMINARY			W	50	0
Nov. 8	at State College of Mo.			L	5	15
Nov. 10	at Pierce City (Mo.)			L	2	24
Nov. 17	FORT SCOTT (KAN.) HS.			W	16	0
Nov. 27	MISSOURI-ROLLA			W	11	0



### D.A. McDANIEL

1 season | 1903  
3-4

While Arkansas managed just three wins in its only season under D.A. McDaniel, one of those victories was its first over Oklahoma – a 12-0 win over the Sooners in Fayetteville in the season finale.

#### 1903 • (3-4)

Captain: Henry Ragland

DATE	OPPONENT	UA/OPP RK	TV	W L T	UA	OPP
Oct. 10	ST. COLLEGE OF MO.			L	5	10
Oct. 16	at Missouri-Rolla			L	6	17
Oct. 17	at Drury			W	10	6
Oct. 30	at Texas			L	0	15
Oct. 31	at Texas A&M			L	0	6
Nov. 7	FORT SMITH (ARK.) HS.			W	17	9
Nov. 21	OKLAHOMA			W	12	0



### A.D. BROWN

2 seasons | 1904-05  
6-9

After a 4-3 record in its initial campaign under A.D. Brown, Arkansas managed just two wins in the second and final season of his tenure.

#### 1904 • (4-3)

Captain: Jess Moore

DATE	OPPONENT	UA/OPP RK	TV	W L T	UA	OPP
Oct. 15	DRURY			L	0	12
Oct. 22	FORT SCOTT (KAN.) HS.			W	22	0
Nov. 4	at Dallas Medics			L	0	5
Nov. 5	at Baylor			L	6	17
Nov. 12	WICHITA STATE			W	12	6
Nov. 19	at Fort Smith (Ark.) HS.			W	11	5
Nov. 26	MISSOURI-ROLLA			W	11	10

#### 1905 • (2-6)

Captain: William Jett

DATE	OPPONENT	UA/OPP RK	TV	W L T	UA	OPP
Oct. 7	KANSAS			L	0	6
Oct. 14	at Washington (Mo.)			L	0	6
Oct. 16	at Drury			L	0	12
Oct. 26	CHILCOCK (KAN.)			W	6	0
Oct. 31	TEXAS			L	0	4
Nov. 12	TRANSYLVANIA			L	0	6
Nov. 17	at Missouri-Rolla			L	0	16
Nov. 30	KANSAS CITY MEDICS			W	26	0



### F.C. LONGMAN

2 seasons | 1906-07  
5-8-3

F.C. Longman was the final faculty member to serve as the football program's volunteer coach. Though the Cardinals suffered five shutouts during his tenure, they also earned a shutout win at Tulane and began Arkansas' series with Tennessee during the 1907 season.

#### 1906 • (2-4-2)

Captain: John S. Wood

DATE	OPPONENT	UA/OPP RK	TV	W L T	UA	OPP
Sept. 29	CHILCOCK (KAN.)			L	0	6
Oct. 8	DRURY			T	0	0
Oct. 13	at Kansas			L	5	37
Oct. 30	TEXAS			L	0	11
Nov. 6	SE MISSOURI ST.+			W	12	0
Nov. 10	at Missouri			L	0	11
Nov. 24	at Tulane			W	22	0
Nov. 30	at LSU			T	6	6

+ Little Rock, Ark.

#### 1907 • (3-4-1)

Captain: Clinton Milford

DATE	OPPONENT	UA/OPP RK	TV	W L T	UA	OPP
Oct. 5	HASKELL INDIAN NATIONS			T	0	0
Oct. 12	DRURY			W	23	0
Oct. 19	at Drury			W	17	6
Oct. 26	at Saint Louis			L	6	42
Nov. 2	TEXAS			L	6	26
Nov. 9	LSU+			L	12	17
Nov. 16	vs. Tennessee#			L	2	14
Nov. 23	MISSOURI-ROLLA			W	7	5

+ Little Rock, Ark.

# Memphis, Tenn.



### HUGO BEZDEK

5 seasons | 1908-12  
29-13-1

The first full-time, paid coach in Arkansas football history, Hugo Bezdek guided the Cardinals to a 5-4 campaign in his first season. In 1909 he led UA to what is widely regarded as the program's breakthrough season – a 7-0-0 campaign during which Arkansas outscored its foes 186-18. Upon the team's return from a win over LSU in Memphis, Tenn., that season, Bezdek told students his team had played "like a wild band of razorback hogs." The students liked the nickname and officially adopted it prior to the 1910 season.

#### 1908 • (5-4)

Captain: Willis Nelson

DATE	OPPONENT	UA/OPP RK	TV	W L T	UA	OPP
Oct. 3	HASKELL INDIAN NATIONS			W	6	0
Oct. 10	OLE MISS			W	33	0
Oct. 17	at Saint Louis			L	0	24
Oct. 24	HENDERSON (ARK.) ST.			W	51	0
Oct. 31	at Oklahoma			L	5	27
Nov. 7	at Texas			L	0	21
Nov. 14	PITTSBURG (KAN.) ST.			W	42	12
Nov. 21	OUACHITA BAPTIST			W	73	0
Nov. 26	LSU+			L	4	36

+ Little Rock, Ark.





## SEASON-BY-SEASON RESULTS

1909 • (7-0)

Captain: Stanley Phillip

DATE	OPPONENT	UA/OPP RK	TV	W L T	UA	OPP
Oct. 2	HENDERSON (ARK.) ST.			W	24	0
Oct. 16	at Drury			W	12	6
Oct. 23	(3) FAIRMOUNT			W	22	6
Oct. 30	OKLAHOMA			W	21	6
Nov. 13	vs. LSU#			W	16	0
Nov. 15	at Ouachita Baptist			W	55	0
Nov. 25	WASHINGTON (MO.)*			W	34	0

\* Little Rock, Ark.  
# Memphis, Tenn.

1910 • (7-1)

Captain: Steve Creekmore

DATE	OPPONENT	UA/OPP RK	TV	W L T	UA	OPP
Oct. 1	DRURY			W	33	0
Oct. 9	HENDERSON (ARK.) ST.			W	63	0
Oct. 15	KANSAS STATE			L	0	5
Oct. 22	SOUTHWESTERN (TEX.)			W	13	12
Oct. 29	TEXAS A&M			W	5	0
Nov. 5	at Washington (Mo.)			W	50	0
Nov. 15	MISSOURI-ROLLA			W	6	2
Nov. 24	LSU*			W	51	0

\* Little Rock, Ark.

1911 • (6-2-1)

Captain: Dan Estes

DATE	OPPONENT	UA/OPP RK	TV	W L T	UA	OPP
Sept. 30	MISSOURI STATE			W	100	0
Oct. 7	DRURY			W	65	5
Oct. 14	HENDRIX			W	45	0
Oct. 21	at Texas			L	0	12
Oct. 28	at Southwestern (Texas)			T	0	0
Nov. 4	vs. Missouri-Rolla*			W	44	3
Nov. 11	at Kansas State#			L	0	3
Nov. 18	at Washington (Mo.)			W	3	0
Nov. 23	LSU*			W	11	0

\* Little Rock, Ark.

# Kansas City, Mo.  
\* Joplin, Mo.

1912 • (4-6)

Captain: Percy Hinton

DATE	OPPONENT	UA/OPP RK	TV	W L T	UA	OPP
Sept. 28	HENDERSON (ARK.) ST.			W	39	6
Oct. 5	HENDRIX			W	52	0
Oct. 12	OKLAHOMA STATE			L	7	13
Oct. 18	vs. Texas A&M#			L	0	27
Oct. 19	at Baylor			L	0	7
Oct. 26	SOUTHWESTERN (TEX.)			W	25	0
Nov. 2	at Wisconsin			L	7	64
Nov. 9	LSU*			L	6	7
Nov. 16	at Washington (Mo.)			W	13	7
Nov. 21	at Texas			L	0	48

\* Little Rock, Ark.

# Dallas, Texas



**E.T. PICKERING**

2 seasons | 1913-14  
11-7

After beginning his tenure 5-0 en route to a 7-2-0 debut season, E.T. Pickering's second and final season at the helm of the UA program is best known for a contest against Ole Miss that is still disputed more than a century later. Arkansas claims a 1-0 forfeit victory due to the Rebels' use of an ineligible player. Ole Miss denies the allegation and claims a 13-7 win on the field. The dispute led to the suspension of the series until 1924.

1913 • (7-2)

Captain: Russell May

DATE	OPPONENT	UA/OPP RK	TV	W L T	UA	OPP
Oct. 3	HENDERSON (ARK.) ST.			W	3	0
Oct. 11	HENDRIX			W	26	0
Oct. 18	OKLAHOMA STATE			W	3	0
Oct. 25	BAYLOR			W	34	0
Nov. 1	AUSTIN*			W	26	7
Nov. 8	vs. LSU#			L	7	12
Nov. 15	OLE MISS*			L	10	21
Nov. 17	at Ouachita Baptist			W	14	3
Nov. 27	at Tulane			W	14	0

\* Little Rock, Ark.

# Shreveport, La.

\* Fort Smith, Ark.

1914 • (4-5)

Captain: James Rudd

DATE	OPPONENT	UA/OPP RK	TV	W L T	UA	OPP
Oct. 3	HENDRIX			W	13	7
Oct. 10	OUACHITA BAPTIST			L	9	15
Oct. 17	SAINT LOUIS			W	26	0
Oct. 24	MISSOURI-ROLLA			L	0	44
Oct. 31	OKLAHOMA SATTE			L	0	46
Nov. 7	vs. LSU#			W	20	12
Nov. 14	OLE MISS*			W	1	0
Nov. 21	at Oklahoma*			L	7	35
Nov. 28	at Drury			L	7	28

\* Little Rock, Ark.

# Shreveport, La.

\* Oklahoma City, Okla.

- Arkansas victory by forfeit



**T.T. McCONNELL**

2 seasons | 1915-16  
8-6-1

The beginning of T.T. McConnell's tenure as head coach at Arkansas coincided with the inaugural season of Southwest Conference football. After a 4-2-1 debut in 1915 and four consecutive wins to open the 1916 season, McConnell's tenure culminated with consecutive losses to LSU, Texas, Oklahoma and Mississippi State.

### ARKANSAS BEGINS SOUTHWEST CONFERENCE PLAY

1915 • (4-2-1, 1-1 SWC - T-3rd)

Captain: James Rudd

DATE	OPPONENT	UA/OPP RK	TV	W L T	UA	OPP
Oct. 2	HENDRIX			W	41	0
Oct. 9	OUACHITA BAPTIST			W	13	9
Oct. 16	OKLAHOMA STATE**			W	14	9
Oct. 30	at Saint Louis			T	0	0
Nov. 6	vs. LSU#			L	7	13
Nov. 14	OKLAHOMA*			L	0	24
Nov. 20	MISSOURI-ROLLA			W	46	0

\* Southwest Conference game

# Shreveport, La.

\*\* Fort Smith, Ark.

1916 • (4-4, 0-2 SWC - T-5th)

Captain: Chris Reichardt

DATE	OPPONENT	UA/OPP RK	TV	W L T	UA	OPP
Sept. 30	PITTSBURG (KAN.) ST.			W	34	20
Oct. 7	HENDRIX			W	58	0
Oct. 14	EASTERN OKLAHOMA STATE			W	82	0
Oct. 21	MISSOURI-ROLLA			W	60	0
Nov. 4	vs. LSU#			L	7	17
Nov. 18	at Texas*			L	0	52
Nov. 23	OKLAHOMA**			L	13	14
Nov. 25	vs. Mississippi State&			L	7	20

\* Southwest Conference game

# Shreveport, La.

\*\* Fort Smith, Ark.

& Memphis, Tenn.



**NORMAN PAINE**

2 seasons | 1917-18  
8-3-1

Only a loss at Texas in the season finale prevented Norman Paine from an undefeated record in his first season, which began with five consecutive wins. His 1917 win over LSU was Arkansas' only victory against the Tigers in six games from 1915 to 1921. After playing the Sooners to a scoreless tie in 1917, Paine's 1918 team suffered the worst defeat in school history - a 103-0 loss at Oklahoma.

1917 • (5-1-1, 0-1-1 SWC - 6th)

Captain: Gene Davidson

DATE	OPPONENT	UA/OPP RK	TV	W L T	UA	OPP
Oct. 6	CENTRAL MISSOURI ST.			W	34	0
Oct. 13	HENDRIX			W	19	0
Oct. 20	MISSOURI-ROLLA			W	32	0
Oct. 27	TULSA			W	19	7
Nov. 3	vs. LSU#			W	14	0
Nov. 10	OKLAHOMA**			T	0	0
Nov. 17	at Texas*			L	0	20

\* Southwest Conference game

# Shreveport, La.

\*\* Fort Smith, Ark.

1918 • (3-2, 0-1 SWC - T-6th)

Captain: Paul Gold

DATE	OPPONENT	UA/OPP RK	TV	W L T	UA	OPP
Sept. 28	CAMP PIKE			L	0	6
Oct. 5	MISSOURI-ROLLA			W	6	0
Oct. 19	at Oklahoma*			L	0	103
Oct. 26	TULSA			W	23	6
Nov. 2	at Missouri State			W	12	6

\* Southwest Conference game



**J.B. CRAIG**

1 season | 1919  
3-4

Although J.B. Craig's only season included a lopsided 63-7 loss to Tulsa (then known as Henry Kendall), it concluded with a 7-6 win over Oklahoma in the Razorbacks' most recent home meeting with the Sooners. The win avenged the 103-0 loss in Norman, Okla., the year before.

1919 • (3-4, 1-2 SWC - 5th)

Captain: James Coleman

DATE	OPPONENT	UA/OPP RK	TV	W L T	UA	OPP
Oct. 11	HENDRIX			W	7	0
Oct. 18	MISSOURI-ROLLA			W	20	0
Oct. 25	vs. LSU#			L	0	20
Nov. 1	TULSA			L	7	63
Nov. 8	at Texas*			L	7	35
Nov. 15	OKLAHOMA*			W	7	6
Nov. 22	at Rice*			L	7	40

\* Southwest Conference game

# Shreveport, La.





## SEASON-BY-SEASON RESULTS



**G.W.  
McLAREN**

2 seasons | 1920-21  
8-5-3

G.W. McLaren's Razorback teams yielded just 19 points in the six Southwest Conference games during his two-year tenure. His inaugural Arkansas team in 1920 shut out SWC foes SMU, Phillips and Rice en route to a 2-0-1 league mark. Because the SWC did not count ties toward winning percentage until 1925, the 1920 team is credited with a 1.000 league winning percentage but was not credited with a share of the league title won by Texas with a 5-0 conference mark.

### 1920 • (3-2-2, 2-0-1 SWC - T-1st)

Captain: J. Tate McGill

DATE	OPPONENT	UA/OPP RK	TV	W L T	UA	OPP
Oct. 9	HENDRIX			T.....	0	0
Oct. 16	TCU			L.....	2	19
Oct. 23	at SMU*			W.....	6	0
Oct. 30	MISSOURI-ROLLA			W.....	14	0
Nov. 6	vs. LSU#			L.....	0	3
Nov. 13	at Phillips*			W.....	20	0
Nov. 20	at Rice*			T.....	0	0

\* Southwest Conference game

# Shreveport, La.

### 1921 • (5-3-1, 2-1 SWC - 3rd)

Captain: Ben Winkleman

DATE	OPPONENT	UA/OPP RK	TV	W L T	UA	OPP
Oct. 1	HENDRIX			W.....	28	0
Oct. 8	DRURY			W.....	40	0
Oct. 15	vs. Ouachita Baptist*			W.....	28	0
Oct. 22	at Oklahoma State*			L.....	0	7
Oct. 29	SMU**			W.....	14	0
Nov. 5	vs. LSU#			L.....	7	10
Nov. 12	PHILLIPS			T.....	0	0
Nov. 19	BAYLOR*			W.....	13	12
Nov. 24	at TCU			L.....	14	19

\* Southwest Conference game

+ Little Rock, Ark.

# Shreveport, La.

\* Fort Smith, Ark.



**FRANCIS  
SCHMIDT**

7 seasons | 1922-28  
42-20-3

Led by George Cole, Glen Rose and Wear Schoonover, Francis Schmidt's 1927 Razorback team won a then-school-record eight games. After guiding the Hogs to a 7-2 campaign in 1928, Schmidt left UA to take over the TCU program.

### 1922 • (5-4, 1-3 SWC - 6th)

Captain: Clarence Smith

DATE	OPPONENT	UA/OPP RK	TV	W L T	UA	OPP
Sept. 30	HENDRIX			W.....	39	0
Oct. 7	DRURY			W.....	22	0
Oct. 14	vs. Ouachita Baptist*			L.....	7	13
Oct. 21	at Baylor*			L.....	13	60
Oct. 28	vs. LSU#			W.....	40	6
Nov. 4	TULSA*			W.....	1	0
Nov. 11	at Rice*			L.....	7	31
Nov. 18	SMU (HC)*			W.....	9	0
Nov. 30	OKLAHOMA STATE**			L.....	0	13

\* Southwest Conference game

+ Little Rock, Ark.

# Shreveport, La.

\* Fort Smith, Ark.

- Arkansas victory by forfeit

### 1923 • (6-2-1, 2-2 SWC - T-4th)

Captain: Sam Coleman

DATE	OPPONENT	UA/OPP RK	TV	W L T	UA	OPP
Sept. 29	CENTRAL ARKANSAS			W.....	32	0
Oct. 6	DRURY			W.....	26	0
Oct. 13	RICE*			W.....	23	0
Oct. 20	BAYLOR*			L.....	0	14
Oct. 27	vs. LSU#			W.....	26	13
Nov. 3	OUACHITA BAPTIST (HC)			T.....	0	0
Nov. 10	at SMU*			L.....	6	13
Nov. 24	vs. Phillips*			W.....	32	0
Dec. 1	OKLAHOMA STATE**			W.....	13	0

\* Southwest Conference game

# Shreveport, La.

\* Muskogee, Okla.

\* Fort Smith, Ark.

### 1924 • (7-2-1, 1-2-1 SWC - 7th)

Captain: Vandell Rogers

DATE	OPPONENT	UA/OPP RK	TV	W L T	UA	OPP
Sept. 27	NORTHEASTERN STATE			W.....	54	6
Oct. 4	MISSOURI STATE			W.....	47	0
Oct. 11	HENDRIX			W.....	34	3
Oct. 18	at Baylor*			L.....	0	13
Oct. 25	OLE MISS*			W.....	20	0
Nov. 1	vs. LSU#			W.....	10	7
Nov. 8	SMU (HC)*			T.....	14	14
Nov. 15	PHILLIPS*			W.....	28	6
Nov. 21	at Oklahoma State*			L.....	0	20
Nov. 27	TCU*			W.....	20	0

\* Southwest Conference game

+ Little Rock, Ark.

# Shreveport, La.

\* Fort Smith, Ark.

### 1925 • (4-4-1, 2-2-1 SWC- T4th)

Captain: Brad Scott

DATE	OPPONENT	UA/OPP RK	TV	W L T	UA	OPP
Oct. 3	at Iowa			L.....	0	26
Oct. 10	OKLAHOMA BAPTIST			L.....	0	6
Oct. 17	at Rice*			L.....	9	13
Oct. 24	PHILLIPS			W.....	45	0
Oct. 31	vs. LSU#			W.....	12	0
Nov. 7	at SMU*			T.....	0	0
Nov. 14	at TCU*			L.....	0	3
Nov. 21	OKLAHOMA STATE (HC)*			W.....	9	7
Nov. 26	at Tulsa			W.....	20	7

\* Southwest Conference game

# Shreveport, La.

NOTE: The LSU and Oklahoma State games were officially recognized as conference games

### 1926 • (5-5, 2-2 SWC - T-3rd)

Captain: Herman Boozman

DATE	OPPONENT	UA/OPP RK	TV	W L T	UA	OPP
Sept. 26	CENTRAL ARKANSAS			W.....	60	0
Oct. 2	OLE MISS*			W.....	21	6
Oct. 9	at Oklahoma			L.....	6	13
Oct. 16	vs. Hendrix*			W.....	14	7
Oct. 23	CENTENARY*			W.....	33	6
Oct. 30	at Kansas State			L.....	7	16
Nov. 6	vs. LSU#			L.....	0	14
Nov. 12	TCU (HC)*			L.....	7	10
Nov. 19	at Oklahoma State			W.....	24	2
Nov. 25	at Tulsa			L.....	7	14

\* Southwest Conference game

+ Little Rock, Ark.

# Shreveport, La.

NOTE: The Ole Miss, Centenary and LSU games were officially recognized as conference games

### 1927 • (8-1, 3-1 SWC - 3rd)

Captain: Eussell Coleman

DATE	OPPONENT	UA/OPP RK	TV	W L T	UA	OPP
Oct. 1	COLLEGE OF THE OZARKS			W.....	32	0
Oct. 8	BAYLOR*			W.....	13	6
Oct. 15	at Texas A&M*			L.....	6	40
Oct. 22	MISSOURI-ROLLA			W.....	34	0
Oct. 29	LSU#			W.....	28	0
Nov. 5	at TCU*			W.....	10	3
Nov. 12	OKLAHOMA STATE (HC)			W.....	33	20
Nov. 19	AUSTIN			W.....	42	0
Nov. 26	vs. Hendrix*			W.....	20	7

\* Southwest Conference game

+ Little Rock, Ark.

# Shreveport, La.

NOTE: The LSU game was officially recognized as a conference game

### 1928 • (7-2, 3-1 SWC - 2nd)

Captain: Alva Winters

DATE	OPPONENT	UA/OPP RK	TV	W L T	UA	OPP
Sept. 29	at Ole Miss			L.....	0	25
Oct. 6	COLLEGE OF THE OZARKS			W.....	21	0
Oct. 13	vs. Baylor**			W.....	14	0
Oct. 27	at Texas*			L.....	7	20
Oct. 29	TEXAS A&M (HC)*			W.....	27	12
Nov. 3	vs. LSU#			W.....	7	0
Nov. 17	MISSOURI-ROLLA			W.....	45	6
Nov. 24	OKLAHOMA BAPTIST			W.....	57	0
Nov. 29	RHODES COLLEGE			W.....	73	0

\* Southwest Conference game

# Shreveport, La.

\* Texarkana, Ark.

NOTE: The LSU game was officially recognized as a conference game



**FRED  
THOMSEN**

13 seasons | 1929-41  
56-61-10

Still the second-longest tenured head coach in Arkansas football history, Fred Thomsen was an offensive innovator who made the passing game an integral part of the UA attack. He led the Hogs to what would have been their first Southwest Conference title in 1933 only to vacate the championship for using an ineligible player. All-SWC performances by Jack Robbins and Jim Benton helped the Hogs to the SWC crown in 1936 and a tie for 18th in the final Associated Press poll in its first year of existence.

### 1929 • (7-2, 3-2 SWC - 3rd)

Captain: Clarence Gels

DATE	OPPONENT	UA/OPP RK	TV	W L T	UA	OPP
Sept. 28	COLLEGE OF THE OZARKS			W.....	37	0
Oct. 5	HENDERSON (ARK.) ST.			W.....	30	7
Oct. 12	TEXAS*			L.....	0	27
Oct. 19	at Baylor*			L.....	20	31
Oct. 26	at Texas A&M*			W.....	14	13
Nov. 2	LSU#			W.....	32	0
Nov. 9	EAST CENTRAL OKLAHOMA			W.....	52	7
Nov. 16	CENTENARY (HC)			W.....	13	2
Nov. 28	at Oklahoma State*			W.....	32	6

\* Southwest Conference game

# Shreveport, La.

NOTE: The LSU and Oklahoma State games were officially recognized as conference games

### 1930 • (3-6, 2-2 SWC - T-4th)

Captain: Milan Creighton

DATE	OPPONENT	UA/OPP RK	TV	W L T	UA	OPP
Sept. 27	COLLEGE OF THE OZARKS			W.....	27	0
Oct. 4	at Tulsa			L.....	6	26
Oct. 11	at TCU*			L.....	0	40
Oct. 18	RICE (HC)*			W.....	7	6
Oct. 25	TEXAS A&M**			W.....	13	0
Nov. 1	vs. LSU#			L.....	12	27
Nov. 8	OKLAHOMA STATE			L.....	0	26
Nov. 15	BAYLOR*			L.....	7	22
Nov. 27	at Centenary			L.....	6	7

\* Southwest Conference game

+ Little Rock, Ark.

# Shreveport, La.

### 1931 • (3-5-1, 0-4 SWC - 7th)

Captain: Earl Secrest

DATE	OPPONENT	UA/OPP RK	TV	W L T	UA	OPP
Sept. 26	COLLEGE OF THE OZARKS			W.....	13	6
Oct. 3	HENDRIX			W.....	19	0
Oct. 10	SMU*			L.....	6	42
Oct. 17	at Baylor*			L.....	7	19
Oct. 24	vs. LSU#			L.....	6	13
Oct. 31	TCU (HC)*			L.....	0	7
Nov. 3	at Chicago			T.....	10	13
Nov. 21	at Rice*			L.....	12	26
Nov. 26	at Centenary			W.....	6	0

\* Southwest Conference game

# Shreveport, La.





## SEASON-BY-SEASON RESULTS

1932 • (1-6-2, 1-4 SWC - 7th)

Captain: Judson Irwin

DATE	OPPONENT	UA/OPP RK	TV	W L T	UA	OPP
Sept. 24	HENDRIX			T.....	0	0
Oct. 1	MISSOURI-ROLLA			L.....	19	20
Oct. 8	at TCU*			L.....	12	34
Oct. 15	BAYLOR*			W.....	20	6
Oct. 22	vs. LSU#			L.....	0	14
Nov. 5	RICE (HC)*			L.....	7	13
Nov. 12	at SMU*			L.....	7	13
Nov. 18	TEXAS*			L.....	0	34
Nov. 26	at Centenary			T.....	0	0

\* Southwest Conference game

\* Little Rock, Ark.

# Shreveport, La.

1933 • (7-3-1, 4-1 SWC - 1st)

Captain: Lewis Johnson

DATE	OPPONENT	UA/OPP RK	TV	W L T	UA	OPP
Sept. 23	COLLEGE OF THE OZARKS			W.....	40	0
Sept. 30	OKLAHOMA BAPTIST			W.....	42	7
Oct. 7	TCU*			W.....	13	0
Oct. 14	BAYLOR*			W.....	19	7
Oct. 21	at LSU#			L.....	0	20
Oct. 28	SMU (HC)*			W.....	3	0
Nov. 11	at Rice*			L.....	6	7
Nov. 18	HENDRIX			W.....	63	0
Nov. 24	at Texas*			W.....	20	6
Nov. 30	at Tulsa			L.....	0	7
Jan. 1	vs. Centenary			T.....	7	7

\* Southwest Conference game

\* Little Rock, Ark.

# Shreveport, La.

> Dixie Classic (Dallas, Texas)

NOTE: No SWC champion recognized in 1933.

1934 • (4-4-2, 2-3-1 SWC - 5th)

Captain: W. R. Benton

DATE	OPPONENT	UA/OPP RK	TV	W L T	UA	OPP
Sept. 29	COLLEGE OF THE OZARKS			W.....	13	0
Oct. 6	at TCU*			W.....	24	10
Oct. 13	BAYLOR*			W.....	6	0
Oct. 20	vs. LSU#			L.....	0	16
Oct. 27	MISSOURI-ROLLA			W.....	20	0
Nov. 3	at Texas A&M*			T.....	7	7
Nov. 10	RICE (HC)*			L.....	0	7
Nov. 17	at SMU*			L.....	6	10
Nov. 23	TEXAS*			L.....	12	19
Nov. 29	at Tulsa			T.....	7	7

\* Southwest Conference game

\* Little Rock, Ark.

# Shreveport, La.

1935 • (5-5, 2-4 SWC - 5th)

Captain: Choice Rucker

DATE	OPPONENT	UA/OPP RK	TV	W L T	UA	OPP
Sept. 28	PITTSBURG (KAN.) ST.			W.....	12	0
Oct. 5	TCU*			L.....	7	13
Oct. 12	at Baylor*			L.....	6	13
Oct. 19	vs. LSU#			L.....	7	13
Oct. 26	COLLEGE OF THE OZARKS			W.....	51	6
Nov. 2	TEXAS A&M*			W.....	14	7
Nov. 8	at Rice*			L.....	7	20
Nov. 16	SMU (HC)*			L.....	6	17
Nov. 22	at Texas*			W.....	28	13
Nov. 28	at Tulsa			W.....	14	7

\* Southwest Conference game

# Shreveport, La.

\* Little Rock, Ark.

1936 • (7-3, 5-1 SWC - 1st)

SWC CHAMPION • T-18th AP

Captain: Clifford Van Sickle

DATE	OPPONENT	UA/OPP RK	TV	W L T	UA	OPP
Sept. 26	PITTSBURG (KAN.) ST.			W.....	53	0
Oct. 3	at TCU*			L.....	14	18
Oct. 10	BAYLOR*			W.....	14	10
Oct. 16	at George Washington			L.....	6	13
Oct. 24	vs. LSU#			L.....	7	19
Oct. 31	at Texas A&M*			W.....	18	0
Nov. 7	RICE (HC)*			W.....	20	14
Nov. 14	at SMU*			NR/19	17	0
Nov. 26	at Tulsa			W.....	23	13
Dec. 3	TEXAS*			18/NR	W	6 0

\* Southwest Conference game

\* Little Rock, Ark.

# Shreveport, La.

1937 • (6-2-2, 3-2-1 SWC - 3rd)

T-14th AP

Captains: Jack Robbins, Jim Benton

DATE	OPPONENT	UA/OPP RK	TV	W L T	UA	OPP
Sept. 25	CENTRAL (OKLA.) ST.			W.....	25	0
Oct. 2	TCU*			T.....	7	7
Oct. 9	at Baylor*			L.....	14	20
Oct. 16	at Texas*			W.....	21	10
Oct. 23	SMU*			W.....	13	0
Oct. 30	TEXAS A&M (HC)*			20/NR	W	26 13
Nov. 6	at Rice*			16/NR	L	20 26
Nov. 13	vs. Ole Miss#			20/NR	W	32 6
Nov. 20	GEORGE WASHINGTON*			T.....	0	0
Nov. 25	at Tulsa			W.....	28	7

\* Southwest Conference game

\* Little Rock, Ark.

# Memphis, Tenn.

\* Fort Smith, Ark.

1938 • (2-7-1, 1-5 SWC - 7th)

Captain: Lloyd Woodell

DATE	OPPONENT	UA/OPP RK	TV	W L T	UA	OPP
Sept. 24	OKLAHOMA STATE			W.....	27	7
Oct. 1	at TCU*			L.....	14	21
Oct. 8	BAYLOR*			L.....	6	9
Oct. 15	TEXAS*			W.....	42	6
Oct. 22	at Santa Clara			NR/6	L	6 21
Oct. 29	at Texas A&M*			L.....	7	13
Nov. 5	RICE (HC)*			L.....	0	3
Nov. 12	at SMU*			L.....	6	19
Nov. 16	Ole Miss#			L.....	14	20
Nov. 24	at Tulsa			T.....	6	6

\* Southwest Conference game

\* Little Rock, Ark.

# Memphis, Tenn.

1939 • (4-5-1, 2-3-1 SWC - 5th)

Captains: Kay Eakin, Ray Cole

DATE	OPPONENT	UA/OPP RK	TV	W L T	UA	OPP
Sept. 23	OKLAHOMA STATE			W.....	32	6
Sept. 30	vs. Mississippi State#			L.....	0	19
Oct. 7	TCU*			W.....	14	13
Oct. 14	at Baylor*			L.....	7	19
Oct. 21	at Texas*			L.....	13	14
Oct. 28	at Villanova			L.....	0	7
Nov. 4	TEXAS A&M (HC)*			NR/5	L	0 27
Nov. 11	at Rice*			T.....	12	12
Nov. 17	SMU*			NR/17	W	14 0
Nov. 30	at Tulsa			W.....	23	0

\* Southwest Conference game

\* Little Rock, Ark.

# Memphis, Tenn.

1940 • (4-6, 1-5 SWC - 6th)

Captains: A.J. Yates, Howard Hickey

DATE	OPPONENT	UA/OPP RK	TV	W L T	UA	OPP
Sept. 28	E. CENTRAL (OKLA.) ST.			W.....	38	0
Oct. 5	at TCU*			L.....	0	20
Oct. 12	BAYLOR*			W.....	12	6
Oct. 19	TEXAS*			NR/14	L	0 21
Oct. 26	vs. Ole Miss#			W.....	21	20
Nov. 2	at Texas A&M*			NR/5	L	0 17
Nov. 9	RICE (HC)*			L.....	7	14
Nov. 16	at SMU*			NR/20	L	0 28
Nov. 21	at Fordham			NR/15	L	7 27
Nov. 28	at Tulsa			W.....	27	21

\* Southwest Conference game

\* Little Rock, Ark.

# Memphis, Tenn.

1941 • (3-7, 0-6 SWC - 7th)

Captain: Daryl Cato

DATE	OPPONENT	UA/OPP RK	TV	W L T	UA	OPP
Sept. 27	E. CENTRAL (OKLA.) ST.			W.....	56	0
Oct. 4	TCU*			L.....	0	9
Oct. 11	at Baylor*			L.....	7	20
Oct. 18	at Texas*			NR/2	L	14 48
Oct. 24	at Detroit			W.....	9	6
Nov. 1	TEXAS A&M*			NR/5	L	0 7
Nov. 8	at Rice*			L.....	12	21
Nov. 15	SMU (HC)*			L.....	7	14
Nov. 22	vs. Ole Miss#			L.....	0	18
Nov. 27	at Tulsa			W.....	13	6

\* Southwest Conference game

\* Little Rock, Ark.

# Memphis, Tenn.



**GEORGE COLE**

1 season | 1942  
3-7

The first of just two Arkansas graduates to serve as head football coach at his alma mater, George Cole went on to serve as athletic director at the school from 1970 to 1972. An All-Southwest Conference quarterback and a shortstop on the UA baseball team during his collegiate career, Cole began his administrative career as a line coach for the Razorbacks in 1936 and served as assistant athletic director under John Barnhill. Arkansas' baseball facility, Baum Stadium at George Cole Field, bears his name.

1942 • (3-7, 0-6 SWC - 7th)

Captains: Clayton Wynne, Robert Forte

DATE	OPPONENT	UA/OPP RK	TV	W L T	UA	OPP
Sept. 26	WICHITA STATE			W.....	27	0
Oct. 3	at TCU*			L.....	6	13
Oct. 10	BAYLOR*			L.....	7	20
Oct. 17	TEXAS*			NR/20	L	6 47
Oct. 24	vs. Ole Miss#			W.....	7	6
Oct. 31	at Texas A&M*			L.....	0	41
Nov. 7	RICE (HC)*			L.....	9	40
Nov. 14	at SMU*			L.....	6	14
Nov. 21	at Detroit			W.....	14	7
Nov. 26	at Tulsa			NR/6	L	7 40

\* Southwest Conference game

\* Little Rock, Ark.

# Memphis, Tenn.



**JOHN TOMLIN**

1 season | 1943  
2-7

The Razorbacks managed just two wins and tied for fifth place in the Southwest Conference in their only season under John Tomlin. His brief tenure ended with one of the most lopsided losses in UA history, a 61-0 loss at Tulsa.

1943 • (2-7, 1-4 SWC - T-5th)

Captains: Lamar Dingle, Ben Jones

DATE	OPPONENT	UA/OPP RK	TV	W L T	UA	OPP
Sept. 25	MISSOURI-ROLLA			W.....	59	0
Oct. 2	TCU*			L.....	0	13
Oct. 9	MONTICELLO NAVY			L.....	12	20
Oct. 16	at Texas*			L.....	0	34
Oct. 30	TEXAS A&M (HC)*			NR/19	L	0 13
Nov. 6	at Rice*			L.....	7	20
Nov. 13	at SMU*			W.....	14	12
Nov. 19	OKLAHOMA STATE*			L.....	13	19
Nov. 25	at Tulsa			NR/20	L	0 61

\* Southwest Conference game

\* Little Rock, Ark.

# San Antonio, Texas

\* Fort Smith, Ark.





## SEASON-BY-SEASON RESULTS



**GLEN  
ROSE**

2 seasons | 1944-45  
8-12-1

While guiding the Razorback football program through the final years of the World War II era, Glen Rose recorded back-to-back wins over Ole Miss and directed the Hogs in their most recent game against an in-state opponent – a 41-0 win over Arkansas-Monticello (then known as Arkansas A&M) in the 1944 season finale.

### 1944 • (5-5-1, 2-2-1 SWC - 3rd)

Captains: Lamar Dingler, James Young

DATE	OPPONENT	UA/OPP RK	TV	W L T	UA	OPP
Sept. 23	at Missouri*			W	7	6
Sept. 29	at Oklahoma State			L	0	19
Oct. 7	at TCU*			T	6	6
Oct. 14	NORMAN NAVY			L	7	27
Oct. 21	TEXAS*			L	0	19
Oct. 28	at Texas A&M*			W	26	18
Nov. 4	at Texas A&M*			W	7	6
Nov. 11	RICE (HC)*			W	12	7
Nov. 18	at SMU*			L	12	20
Nov. 23	at Tulsa			L	2	33
Dec. 2	ARKANSAS-MONTICELLO			W	41	0

\* Southwest Conference game

\* Little Rock, Ark.

# Memphis, Tenn.

\* St. Louis, Mo.

& Oklahoma City, Okla.

### 1945 • (3-7, 1-5 SWC - 7th)

Captains: Earl Wheeler, Henry Ford

DATE	OPPONENT	UA/OPP RK	TV	W L T	UA	OPP
Sept. 22	at Barksdale AFB#			W	12	6
Sept. 29	OKLAHOMA STATE			L	14	19
Oct. 6	TCU*			W	27	14
Oct. 13	at Baylor*			L	13	23
Oct. 20	TEXAS*		NR/10	L	7	34
Oct. 27	vs. Ole Miss*			W	19	0
Nov. 3	TEXAS A&M (HC)*			L	0	34
Nov. 10	at Rice*			L	7	26
Nov. 17	at SMU*			L	0	21
Nov. 23	at Tulsa		NR/17	L	13	45

\* Southwest Conference game

\* Little Rock, Ark.

# Shreveport, La.

\* Memphis, Tenn.



**JOHN  
BARNHILL**

4 seasons | 1946-49  
22-17-3

Widely credited with uniting the state of Arkansas behind the Razorback program, John Barnhill led UA to a share of the Southwest Conference title and its first Cotton Bowl berth in the first of his four seasons before retiring from coaching to focus on his duties as athletic director. His coaching tenure included the debut of War Memorial Stadium in Little Rock, Ark., the Hogs' second and third bowl appearances and the recruitment of 1948 All-American and Olympic silver medal winner Clyde Scott.

### 1946 • (6-3-2, 5-1 SWC - T-1st)

SWC CO-CHAMPION • 16th AP

Captain: Joyce Pipkin

DATE	OPPONENT	UA/OPP RK	TV	W L T	UA	OPP
Sept. 21	NWERNER (LA.) ST.			W	21	14
Sept. 28	at Oklahoma State			T	21	21
Oct. 5	at TCU*			W	34	14
Oct. 12	BAYLOR*		18/NR	W	13	0
Oct. 19	at Texas*		14/3	L	0	20
Oct. 26	vs. Ole Miss#			L	7	9
Nov. 2	at Texas A&M*			W	7	0
Nov. 9	RICE*		NR/5	W	7	0
Nov. 16	SMU (HC)*		17/NR	W	13	0
Nov. 28	at Tulsa		10/NR	L	13	14
Jan. 1	vs. LSU*		16/8	T	0	0

\* Southwest Conference game

\* Little Rock, Ark.

# Memphis, Tenn.

> 1947 Cotton Bowl (Dallas, Texas)

### 1947 • (6-4-1, 1-4-1 SWC - T-5th)

Captain: James Minor

DATE	OPPONENT	UA/OPP RK	TV	W L T	UA	OPP
Sept. 20	NWERNER (LA.) ST.			W	64	0
Sept. 27	NORTH TEXAS*			W	12	0
Oct. 4	TCU*			W	6	0
Oct. 11	at Baylor*			L	9	17
Oct. 18	vs. Texas*#		NR/3	L	6	21
Oct. 25	vs. Ole Miss#			W	19	14
Nov. 1	TEXAS A&M (HC)*			T	21	21
Nov. 8	at Rice*			L	0	26
Nov. 15	at SMU*		NR/4	L	6	14
Nov. 27	at Tulsa			W	27	13
Jan. 1	vs. William & Mary*		NR/14	W	21	19

\* Southwest Conference game

\* Little Rock, Ark.

# Memphis, Tenn.

> 1948 Dixie Bowl (Birmingham, Ala.)

### 1948 • (5-5, 2-4 SWC - 5th)

Captain: Clyde Scott

DATE	OPPONENT	UA/OPP RK	TV	W L T	UA	OPP
Sept. 18	ABILENE CHRISTIAN*			W	40	6
Sept. 25	EAST TEXAS STATE			W	46	7
Oct. 2	at TCU*		NA	W	27	14
Oct. 9	BAYLOR*		13/NR	L	7	23
Oct. 16	at Texas*			L	6	14
Oct. 30	at Texas A&M*			W	28	6
Nov. 6	RICE*			L	6	25
Nov. 13	SMU (HC)*		NR/7	L	12	14
Nov. 20	TULSA*			W	55	18
Nov. 27	WILLIAM & MARY*		NR/20	L	0	19

\* Southwest Conference game

\* Little Rock, Ark.

### 1949 • (5-5, 2-4 SWC - 6th)

Captain: Alvin Duke

DATE	OPPONENT	UA/OPP RK	TV	W L T	UA	OPP
Sept. 24	NORTH TEXAS*			W	33	19
Oct. 1	TCU*			W	27	7
Oct. 8	at Baylor*			L	13	35
Oct. 15	TEXAS*		NR/16	L	14	27
Oct. 22	at Vanderbilt			W	7	6
Oct. 29	TEXAS A&M (HC)*			W	27	6
Nov. 5	at Rice*		NR/8	L	0	14
Nov. 12	at SMU*		NR/12	L	6	34
Nov. 19	WILLIAM & MARY*			L	0	20
Nov. 26	TULSA			W	40	7

\* Southwest Conference game

\* Little Rock, Ark.



**OTIS  
DOUGLAS**

3 seasons | 1950-52  
9-21

Despite personnel that included future NFL stars Fred Williams, Dave "Hawg" Hanner, Pat Summerall, Lamar McHan, Floyd Sagely and Lewis Carpenter, the Razorbacks managed just nine wins during Douglas' three-year tenure. The highlight of his stay was a 16-14 win over Texas in 1951 – the Razorbacks' first win over the Longhorns in Fayetteville.

### 1950 • (2-8, 1-5 SWC - 7th)

Captain: George Eckert

DATE	OPPONENT	UA/OPP RK	TV	W L T	UA	OPP
Sept. 23	OKLAHOMA STATE*			L	7	12
Sept. 30	NORTH TEXAS			W	50	6
Oct. 7	at TCU*			L	6	13
Oct. 14	BAYLOR*			W	27	6
Oct. 21	at Texas*		NR/7	L	14	19
Oct. 28	VANDERBILT*			L	13	14
Nov. 4	at Texas A&M*			L	13	42
Nov. 11	RICE (HC)*			L	6	9
Nov. 18	SMU*		NR/14	L	7	14
Nov. 23	at LSU*			L	13	28

\* Southwest Conference game

\* Little Rock, Ark.

### 1951 • (5-5, 2-4 SWC - 6th)

Captains: Dave Hanner, Pat Summerall

DATE	OPPONENT	UA/OPP RK	TV	W L T	UA	OPP
Sept. 22	at Oklahoma State			W	42	7
Sept. 29	ARIZONA STATE			W	30	13
Oct. 6	TCU*			L	7	17
Oct. 13	at Baylor*		NR/12	L	7	9
Oct. 20	TEXAS*		NR/4	W	16	14
Oct. 27	SANTA CLARA*		19/NR	L	12	21
Nov. 3	TEXAS A&M (HC)*		NR/18	W	33	21
Nov. 10	at Rice*		20/NR	L	0	6
Nov. 17	at SMU*			L	7	47
Nov. 24	TULSA*			W	24	7

\* Southwest Conference game

\* Little Rock, Ark.

### 1952 • (2-8, 1-5 SWC - 7th)

Captains: Dean Pryor, Buddy Sutton

DATE	OPPONENT	UA/OPP RK	TV	W L T	UA	OPP
Sept. 20	OKLAHOMA STATE*			W	22	20
Sept. 27	HOUSTON			L	7	17
Oct. 4	at TCU*			L	7	13
Oct. 11	BAYLOR*			W	20	17
Oct. 18	at Texas*			L	7	44
Oct. 25	OLE MISS*			L	7	34
Nov. 1	at Texas A&M*			L	12	31
Nov. 8	RICE*			L	33	35
Nov. 15	SMU (HC)*			L	17	27
Nov. 22	at Tulsa			L	34	44

\* Southwest Conference game

\* Little Rock, Ark.



**BOWDEN  
WYATT**

2 seasons | 1953-54  
11-10

After an inauspicious 3-7-0 mark in his initial campaign, Bowden Wyatt led the "25 Little Pigs" to Arkansas' second Southwest Conference title in 1954. That season also saw the Hogs earn their first win at Texas in 17 years, followed the next week by a 6-0 upset of Ole Miss on a 66-yard touchdown pass from Bob Benson to Preston Carpenter known to Razorback fans as the "Powder River Play." Wyatt left after the 1954 season to coach Tennessee, his alma mater.

### 1953 • (3-7, 2-4 SWC - 5th)

Captains: Jim Speering, Ralph Troillet

DATE	OPPONENT	UA/OPP RK	TV	W L T	UA	OPP
Sept. 26	OKLAHOMA STATE*			L	6	7
Oct. 3	TCU*			W	13	6
Oct. 10	at Baylor*		NR/9	L	7	14
Oct. 17	TEXAS (HC)*			L	7	16
Oct. 24	vs. Ole Miss#		ABC	L	0	28
Oct. 31	TEXAS A&M*			W	41	14
Nov. 7	at Rice*			L	0	47
Nov. 14	at SMU*			L	7	13
Nov. 21	LSU*			L	8	9
Nov. 28	TULSA			W	27	7

\* Southwest Conference game

\* Little Rock, Ark.

# Memphis, Tenn.

### 1954 • (8-3, 5-1 SWC - 1st)

SWC CHAMPION • 10th AP/8th UPI

Captains: Bobby Proctor, Jim Roth

DATE	OPPONENT	UA/OPP RK	TV	W L T	UA	OPP
Sept. 25	TULSA			W	41	0
Oct. 2	at TCU*			W	20	13
Oct. 9	BAYLOR*			W	21	20
Oct. 16	at Texas*		12/NR	W	20	7
Oct. 23	OLE MISS*		7/5	W	6	0
Oct. 30	at Texas A&M*		4/NR	W	14	7
Nov. 6	RICE*		4/15	W	28	15
Nov. 13	SMU (HC)*		4/19	L	14	21
Nov. 20	vs. LSU*		9/NR	L	6	7
Nov. 27	at Houston		13/NR	W	19	0
Jan. 1	vs. Georgia Tech*		10/NR	L	6	14

\* Southwest Conference game

\* Little Rock, Ark.

# Shreveport, La.

> 1955 Cotton Bowl (Dallas, Texas)





## SEASON-BY-SEASON RESULTS



### JACK MITCHELL

3 seasons | 1955-57  
17-12-1

Jack Mitchell led Arkansas to three winning seasons and consecutive wins over Texas in 1955 and 1956 and consecutive wins over unbeaten Ole Miss teams in 1956 and 1957 before leaving UA for Kansas following the 1957 season.

#### 1955 • (5-4-1, 3-2-1 SWC - 4th)

Captains: Preston Carpenter, Henry Moore

DATE	OPPONENT	UA/OPP RK	TV	W L T	UA	OPP
Sept. 17	TULSA			W	21	6
Sept. 24	OKLAHOMA STATE*	17/NR		W	21	0
Oct. 1	TCU*	NR/10		L	0	26
Oct. 8	at Baylor*			L	20	25
Oct. 15	TEXAS*			W	27	20
Oct. 22	at Ole Miss			L	7	17
Oct. 29	TEXAS A&M (HC)*	NR/11		T	7	7
Nov. 5	at Rice*	NA		W	10	0
Nov. 12	at SMU*	NA		W	6	0
Nov. 19	LSU*			L	7	13

\* Southwest Conference game

+ Little Rock, Ark.

#### 1956 • (6-4, 3-3 SWC - 4th)

Captains: Neil Martin, Ted Souter

DATE	OPPONENT	UA/OPP RK	TV	W L T	UA	OPP
Sept. 22	HARDIN-SIMMONS			W	21	6
Sept. 29	OKLAHOMA STATE*			W	19	7
Oct. 6	at TCU*	NA		L	6	41
Oct. 13	BAYLOR*			L	7	14
Oct. 20	at Texas*			W	32	14
Oct. 27	OLE MISS*			W	14	0
Nov. 3	at Texas A&M*	NA		L	0	27
Nov. 10	RICE (HC)*			W	27	12
Nov. 17	SMU*			W	27	13
Nov. 24	vs. LSU*			L	7	21

\* Southwest Conference game

+ Little Rock, Ark.

# Shreveport, La.

#### 1957 • (6-4, 2-4 SWC - T-5th)

Captains: Jay Donathan, Gerald Nesbit, George Walker

DATE	OPPONENT	UA/OPP RK	TV	W L T	UA	OPP
Sept. 21	OKLAHOMA STATE*			W	12	0
Sept. 28	TULSA			W	41	14
Oct. 5	TCU*	NR/18		W	20	7
Oct. 12	at Baylor*	11/NR		W	20	17
Oct. 19	TEXAS*	10/NR		L	0	17
Oct. 26	vs. Ole Miss*	NR/6		W	12	6
Nov. 2	TEXAS A&M (HC)*	11/1		L	6	7
Nov. 9	at Rice*	12/NR	NA	L	7	13
Nov. 16	at SMU*			L	22	27
Nov. 23	TEXAS TECH*			W	47	26

\* Southwest Conference game

+ Little Rock, Ark.

# Memphis, Tenn.

NOTE: The Texas Tech game was not officially recognized as a conference game because Texas Tech was not a full SWC member.



### FRANK BROYLES

19 seasons | 1958-76  
144-58-5

Frank Broyles' arrival at Arkansas prior to the 1958 season marked the beginning of a relationship between Broyles and the institution. He served as athletic director from 1973-2007. With 144 wins in 19 seasons, Broyles ranks as the winningest and longest-tenured head football coach in UA history. His 1964 team went 11-0 to earn the school's only national championship and No. 1 final ranking by the Football Writers Association of America. He led the Razorbacks to 10 bowl appearances, including nine New Year's Day Bowls.

#### 1958 • (4-6, 2-4 SWC - T-5th)

Captains: Richard Bell, Billy Micheal

DATE	OPPONENT	UA/OPP RK	TV	W L T	UA	OPP
Sept. 20	BAYLOR*			L	0	12
Sept. 27	TULSA			L	14	27
Oct. 4	at TCU*			L	7	12
Oct. 11	RICE*			L	0	24
Oct. 18	at Texas*	NR/7		L	6	24
Oct. 25	OLE MISS*	NR/6		L	12	14
Nov. 1	at Texas A&M*			W	21	8
Nov. 8	HARDIN-SIMMONS*			W	60	15
Nov. 15	SMU (HC)*	NR/15		W	13	6
Nov. 22	at Texas Tech			W	14	8

\* Southwest Conference game

+ Little Rock, Ark.

NOTE: The Texas Tech game was not officially recognized as a conference game because Texas Tech was not a full SWC member

#### 1959 • (9-2, 5-1 SWC - T-1st)

SWC CO-CHAMPION • 9th AP/9th UPI

Captains: Billy Lupton, James Monroe, Barry Switzer

DATE	OPPONENT	UA/OPP RK	TV	W L T	UA	OPP
Sept. 19	TULSA			W	28	0
Sept. 26	OKLAHOMA STATE*			W	13	7
Oct. 3	TCU*			W	3	0
Oct. 10	at Baylor*	19/NR		W	23	7
Oct. 17	TEXAS*	12/3		L	12	13
Oct. 24	vs. Ole Miss*	10/4		L	0	28
Oct. 31	TEXAS A&M (HC)*	17/NR	NA	W	12	7
Nov. 7	at Rice*	16/NR		W	14	10
Nov. 14	at SMU*	20/NR	NA	W	17	14
Nov. 21	TEXAS TECH*	13/NR		W	27	8
Jan. 2	vs. Georgia Tech*	9/NR	NA	W	14	7

\* Southwest Conference game

+ Little Rock, Ark.

# Memphis, Tenn.

> 1960 Gator Bowl (Jacksonville, Fla.)

NOTE: The Texas Tech game was not officially recognized as a conference game because Texas Tech was not a full SWC member

#### 1960 • (8-3, 6-1 SWC - 1st)

SWC CHAMPION • 7th AP/7th UPI

Captains: Steve Butler, Wayne Harris

DATE	OPPONENT	UA/OPP RK	TV	W L T	UA	OPP
Sept. 17	OKLAHOMA STATE*	19/NR		W	9	0
Sept. 24	TULSA			W	48	7
Oct. 1	at TCU*	14/NR		W	7	0
Oct. 8	BAYLOR*	9/20		L	14	28
Oct. 15	at Texas*	NR/11	ABC	W	24	23
Oct. 22	OLE MISS*	14/2		L	7	10
Oct. 29	at Texas A&M*	12/NR		W	7	3
Nov. 5	RICE*	16/10		W	3	0
Nov. 12	SMU (HC)*	9/NR		W	26	3
Nov. 19	at Texas Tech*	7/NR		W	34	6
Jan. 1	vs. Duke*	7/10	CBS	L	6	7

\* Southwest Conference game

+ Little Rock, Ark.

> 1961 Cotton Bowl (Dallas, Texas)

#### 1961 • (8-3, 6-1 SWC - T-1st)

SWC CO-CHAMPION • 9th AP/8th UPI

Captains: John Childress, Harold Horton, George McKinney

DATE	OPPONENT	UA/OPP RK	TV	W L T	UA	OPP
Sept. 23	at Ole Miss*	NR/9	ABC-N	L	0	16
Sept. 30	TULSA			W	6	0
Oct. 7	TCU*			W	28	3
Oct. 14	at Baylor*	NR/9		W	23	13
Oct. 21	TEXAS*	10/3		L	7	33
Oct. 28	N'WESTERN (LA.) ST.*			W	42	7
Nov. 4	TEXAS A&M (HC)*			W	15	8
Nov. 11	at Rice*			W	10	0
Nov. 18	at SMU*			W	21	7
Nov. 25	TEXAS TECH*	9/NR		W	28	0
Jan. 1	vs. Alabama*	9/1	NA-N	L	3	10

\* Southwest Conference game

+ Little Rock, Ark.

# Jackson, Miss.

> 1962 Sugar Bowl (New Orleans, La.)

#### 1962 • (9-2, 6-1 SWC - 2nd)

6th AP/6th UPI

Captains: Billy Moore, Ray Trail

DATE	OPPONENT	UA/OPP RK	TV	W L T	UA	OPP
Sept. 22	OKLAHOMA STATE*			W	34	7
Sept. 29	TULSA			W	42	14
Oct. 6	at TCU*			W	42	14
Oct. 13	BAYLOR*	8/NR		W	28	21
Oct. 20	at Texas*	7/1		L	3	7
Oct. 27	HARDIN-SIMMONS*	9/NR		W	49	7
Nov. 3	at Texas A&M*	8/NR		W	17	7
Nov. 10	RICE (HC)*	6/NR		W	28	14
Nov. 17	SMU*	7/NR		W	9	7
Nov. 24	at Texas Tech*	7/NR		W	34	0
Jan. 1	vs. Ole Miss*	6/3	NBC	L	13	17

\* Southwest Conference game

+ Little Rock, Ark.

> 1963 Sugar Bowl (New Orleans, La.)

#### 1963 • (5-5, 3-4 SWC - 4th)

Captains: Jim Grizzle, Mike Parker

DATE	OPPONENT	UA/OPP RK	TV	W L T	UA	OPP
Sept. 21	OKLAHOMA STATE*	8/NR		W	21	0
Sept. 28	MISSOURI*	8/NR		L	6	7
Oct. 5	TCU*			W	18	3
Oct. 12	at Baylor*			L	10	14
Oct. 19	TEXAS*	NR/1		L	13	17
Oct. 26	TULSA			W	56	7
Nov. 2	TEXAS A&M*			W	21	7
Nov. 9	at Rice*	NA		L	0	7
Nov. 16	at SMU*			L	7	14
Nov. 23	TEXAS TECH (HC)*			W	27	20

\* Southwest Conference game

+ Little Rock, Ark.

#### 1964 • (11-0, 7-0 SWC - 1st)

NATIONAL CHAMPION • SWC CHAMPION • 1st FWAA/2nd AP/2nd UPI

Captains: Seniors

DATE	OPPONENT	UA/OPP RK	TV	W L T	UA	OPP
Sept. 19	OKLAHOMA STATE*			W	14	10
Sept. 26	TULSA	NA		W	31	22
Oct. 3	at TCU*			W	29	6
Oct. 10	BAYLOR*	9/NR		W	17	6
Oct. 17	at Texas*	8/1		W	14	13
Oct. 24	WICHITA STATE*	4/NR		W	17	0
Oct. 31	at Texas A&M*	4/NR		W	17	0
Nov. 7	RICE*	4/NR		W	21	0
Nov. 14	SMU (HC)*	3/NR		W	44	0
Nov. 21	at Texas Tech*	3/NR		W	17	0
Jan. 1	vs. Nebraska*	2/6	CBS	W	10	7

\* Southwest Conference game

+ Little Rock, Ark.

> 1965 Cotton Bowl (Dallas, Texas)

#### 1965 • (10-1, 7-0 SWC - 1st)

SWC CHAMPION • 3rd AP/2nd UPI

Captains: Seniors

DATE	OPPONENT	UA/OPP RK	TV	W L T	UA	OPP
Sept. 18	OKLAHOMA STATE*	6/NR		W	28	14
Sept. 25	TULSA	5/NR		W	20	12
Oct. 2	TCU*	4/NR		W	28	0
Oct. 9	at Baylor*	3/NR		W	38	7
Oct. 16	TEXAS*	3/1	NBC-N	W	27	24
Oct. 23	NORTH TEXAS*	1/NR		W	55	20
Oct. 30	TEXAS A&M*	2/NR		W	31	0
Nov. 6	at Rice*	2/NR		W	31	0
Nov. 13	at SMU*	2/NR		W	24	3
Nov. 20	TEXAS TECH (HC)*	2/9	NA-R	W	42	24
Jan. 1	vs. LSU*	2/NR	CBS-N	L	7	14

\* Southwest Conference game

+ Little Rock, Ark.

> 1966 Cotton Bowl (Dallas, Texas)





## SEASON-BY-SEASON RESULTS

### 1966 • (8-2, 5-2 SWC - T-2nd) 13th UPI

#### Captains: Seniors

DATE	OPPONENT	UA/OPP RK	TV	W L T	UA	OPP
Sept. 17	OKLAHOMA STATE+	5/NR		W	14	10
Sept. 24	TULSA	6/NR		W	27	8
Oct. 1	at TCU*	7/NR		W	21	0
Oct. 8	BAYLOR*	5/NR		L	0	7
Oct. 15	at Texas*		NBC	W	12	7
Oct. 22	WICHITA STATE+			W	41	0
Oct. 29	at Texas A&M*	9/NR		W	34	0
Nov. 5	RICE*	8/NR		W	31	20
Nov. 12	SMU (HC)*	6/NR		W	22	0
Nov. 19	at Texas Tech*	6/NR		L	16	21

\* Southwest Conference game

+ Little Rock, Ark.

### 1967 • (4-5-1, 3-3-1 SWC - 5th)

#### Captains: Hartford Hamilton, Ernest Ruple, Larry Watkins

DATE	OPPONENT	UA/OPP RK	TV	W L T	UA	OPP
Sept. 23	OKLAHOMA STATE+			L	6	7
Sept. 30	TULSA			L	12	14
Oct. 7	TCU*			W	26	0
Oct. 14	at Baylor*			T	10	10
Oct. 21	TEXAS*+		ABC	L	12	21
Oct. 28	KANSAS STATE+			W	28	7
Nov. 4	TEXAS A&M (HC)*			L	21	33
Nov. 11	at Rice*			W	23	9
Nov. 18	at SMU*			W	35	17
Nov. 25	TEXAS TECH*+		NA	L	27	31

\* Southwest Conference game

+ Little Rock, Ark.

### 1968 • (10-1, 6-1 SWC - T-1st)

#### SWC CO-CHAMPION • 6th AP/9th UPI

#### Captains: Gary Adams, Jim Barnes

DATE	OPPONENT	UA/OPP RK	TV	W L T	UA	OPP
Sept. 21	OKLAHOMA STATE+			W	32	15
Sept. 28	TULSA			W	56	13
Oct. 5	at TCU*	20/NR		W	17	7
Oct. 12	BAYLOR*	14/NR		W	35	19
Oct. 19	at Texas*	9/17		L	29	39
Oct. 26	NORTH TEXAS+	16/NR		W	17	15
Nov. 2	at Texas A&M*	17/NR		W	25	22
Nov. 9	RICE (HC)*	14/NR		W	46	21
Nov. 16	SMU*	10/NR	NA	W	35	29
Nov. 23	at Texas Tech*	9/NR		W	42	7
Jan. 1	vs. Georgia*	9/4	NBC	W	16	2

\* Southwest Conference game

+ Little Rock, Ark.

> 1969 Sugar Bowl (New Orleans, La.)

### 1969 • (9-2, 6-1 SWC - 2nd)

#### 7th AP/3rd UPI

#### Captains: Rodney Brand, Bruce Maxwell, Cliff Powell, Terry Stewart

DATE	OPPONENT	UA/OPP RK	TV	W L T	UA	OPP
Sept. 20	OKLAHOMA STATE+	2/NR		W	39	0
Sept. 27	TULSA	3/NR		W	55	0
Oct. 4	TCU*	3/NR		W	24	6
Oct. 11	at Baylor*	3/NR		W	21	7
Oct. 25	WICHITA STATE+	4/NR		W	52	14
Nov. 1	TEXAS A&M (HC)*	4/NR	ABC	W	35	13
Nov. 8	at Rice*	4/NR		W	30	6
Nov. 15	at SMU*	4/NR		W	28	15
Nov. 27	TEXAS TECH*+	2/NR	NA	W	33	0
Dec. 6	TEXAS*	2/1	ABC	L	14	15
Jan. 1	vs. Ole Miss*	3/13	ABC	L	22	27

\* Southwest Conference game

+ Little Rock, Ark.

> 1970 Sugar Bowl (New Orleans, La.)

### 1970 • (9-2, 6-1 SWC - 2nd)

#### 11th AP/12th UPI

#### Captains: Bill Burnett, Bill Montgomery, Dick Bumpas, Mike Boschetti

DATE	OPPONENT	UA/OPP RK	TV	W L T	UA	OPP
Sept. 12	STANFORD+	4/10	NA	L	28	34
Sept. 19	OKLAHOMA STATE+	11/NR		W	23	7
Sept. 26	TULSA	12/NR		W	26	7
Oct. 3	at TCU*	11/NR		W	49	14
Oct. 10	BAYLOR*	10/NR		W	41	7
Oct. 24	WICHITA STATE+	9/NR		W	62	0
Oct. 31	at Texas A&M*	8/NR		W	45	6
Nov. 7	RICE*	7/NR		W	38	14
Nov. 14	SMU (HC)*	7/NR		W	36	3
Nov. 21	at Texas Tech*	6/19		W	24	10
Dec. 5	at Texas*	4/1	NA	L	7	42

\* Southwest Conference game

+ Little Rock, Ark.

### 1971 • (8-3-1, 5-1-1 SWC - 2nd) • 16th AP/T20th UPI

#### Captains: David Hogue, Ronnie Jones, Mike Kelson, Kay Maybry, Bobby Nichols

DATE	OPPONENT	UA/OPP RK	TV	W L T	UA	OPP
Sept. 11	CALIFORNIA+	7/NR		W	51	20
Sept. 18	OKLAHOMA STATE+	6/NR		W	18	10
Sept. 25	TULSA	7/NR		L	20	21
Oct. 2	TCU*	18/NR		W	49	15
Oct. 9	at Baylor*	17/NR		W	35	7
Oct. 16	TEXAS*	16/NR	ABC	W	31	7
Oct. 23	NORTH TEXAS	9/NR		W	60	21
Oct. 30	TEXAS A&M*+	8/NR		L	9	17
Nov. 6	at Rice*	16/NR		T	24	24
Nov. 13	at SMU*	17/NR	ABC	W	18	13
Nov. 20	TEXAS TECH (HC)*	17/NR		W	15	0
Dec. 20	vs. Tennessee*	18/9	ABC	L	13	14

\* Southwest Conference game

+ Little Rock, Ark.

> 1971 Liberty Bowl (Memphis, Tenn.)

### 1972 • (6-5, 3-4 SWC - T-4th)

#### Captains: Louis Campbell, Jim Hodge, Tom Reed, Don Wunderly

DATE	OPPONENT	UA/OPP RK	TV	W L T	UA	OPP
Sept. 9	SOUTHERN CALIFORNIA+	4/8		L	10	31
Sept. 23	OKLAHOMA STATE+			W	24	23
Sept. 30	TULSA			W	21	20
Oct. 7	at TCU*			W	27	13
Oct. 14	BAYLOR*	20/NR		W	31	20
Oct. 21	at Texas*	17/14	ABC	L	15	35
Oct. 28	NORTH TEXAS+	18/NR		W	42	16
Nov. 4	at Texas A&M*	20/NR		L	7	10
Nov. 11	RICE*			L	20	23
Nov. 18	SMU (HC)*			L	7	22
Nov. 25	at Texas Tech*	NR/20		W	24	14

\* Southwest Conference game

+ Little Rock, Ark.

### 1973 • (5-5-1, 3-3-1 SWC - T-4th)

#### Captains: Nick Avlos, Jack Ettinger, Steve Hedgepeth, Dickey Morton, Danny Rhodes

DATE	OPPONENT	UA/OPP RK	TV	W L T	UA	OPP
Sept. 15	at Southern California	NR/1		L	0	17
Sept. 22	OKLAHOMA STATE+		NA	L	6	38
Sept. 29	IOWA STATE			W	21	19
Oct. 6	TCU*			W	13	5
Oct. 13	at Baylor*			W	13	7
Oct. 20	TEXAS*			L	6	34
Oct. 27	TULSA+			W	20	6
Nov. 3	TEXAS A&M (HC)*			W	14	10
Nov. 10	at Rice*			L	7	17
Nov. 17	at SMU*			T	7	7
Nov. 24	TEXAS TECH*+	NR/12		L	17	24

\* Southwest Conference game

+ Little Rock, Ark.

### 1974 • (6-4-1, 3-3-1 SWC - T-4th)

#### Captains: Billy Burns, Rollen Smith

DATE	OPPONENT	UA/OPP RK	TV	W L T	UA	OPP
Sept. 14	SOUTHERN CALIFORNIA+	20/5		W	22	7
Sept. 21	OKLAHOMA STATE+	10/NR		L	7	26
Sept. 28	TULSA			W	60	0
Oct. 5	at TCU*	20/NR		W	49	0
Oct. 12	BAYLOR*	14/NR		L	17	21
Oct. 19	at Texas*	NR/16	ABC	L	7	38
Oct. 26	COLORADO STATE+			W	43	9
Nov. 2	at Texas A&M*	NR/8		L	10	20
Nov. 9	RICE (HC)*			W	25	6
Nov. 16	SMU*			T	24	24
Nov. 23	at Texas Tech*			W	21	13

\* Southwest Conference game

+ Little Rock, Ark.

### 1975 • (10-2, 6-1 SWC - T-1st)

#### SWC CO-CHAMPION • 7th AP/6th UPI

#### Captains: Scott Bull, Mike Campbell, Ike Forte, Hal McAfee

DATE	OPPONENT	UA/OPP RK	TV	W L T	UA	OPP
Sept. 13	AIR FORCE+			W	35	0
Sept. 20	at Oklahoma State	16/NR		L	13	20
Sept. 27	TULSA			W	31	15
Oct. 4	TCU*			W	19	8
Oct. 11	at Baylor*			W	41	3
Oct. 18	TEXAS*	20/8	ABC	L	18	24
Oct. 25	UTAH STATE+			W	31	0
Nov. 8	at Rice*			W	20	16
Nov. 15	at SMU*			W	35	7
Nov. 22	TEXAS TECH (HC)*	19/NR		W	31	14
Dec. 6	TEXAS A&M*+	18/2	ABC	W	31	6
Jan. 1	vs. Georgia*	18/12	CBS	W	31	10

\* Southwest Conference game

+ Little Rock, Ark.

> 1976 Cotton Bowl (Dallas, Texas)

### 1976 • (5-5-1, 3-4-1 SWC - 6th)

#### Captains: Seniors

DATE	OPPONENT	UA/OPP RK	TV	W L T	UA	OPP
Sept. 11	UTAH STATE*	13/NR		W	33	16
Sept. 18	OKLAHOMA STATE+	12/NR		W	16	10
Sept. 25	TULSA	12/NR		L	3	9
Oct. 2	TCU*			W	46	14
Oct. 23	at Houston*	15/14		W	14	7
Oct. 30	RICE (HC)*	14/NR		W	41	16
Nov. 6	at Baylor*	12/NR		T	7	7
Nov. 13	TEXAS A&M*+	13/16	ABC	L	10	31
Nov. 20	vs. SMU*+			L	31	35
Nov. 27	TEXAS TECH*+	NR/9		L	7	30
Dec. 4	at Texas*		ABC	L	12	29

\* Southwest Conference game

+ Little Rock, Ark.

# Shreveport, La.



LOU  
HOLTZ

7 seasons | 1977-83  
60-21-2

One of just three head coaches to lead Arkansas to six consecutive bowl appearances, Lou Holtz's first Razorback team in 1977 recorded one of Arkansas' two 11-win seasons and posted one of the biggest upsets in school history with a 31-6 win over No. 2 Oklahoma in the 1978 Orange Bowl.

### 1977 • (11-1, 7-1 SWC - 2nd)

#### 3rd AP/3rd UPI

#### Captains: Leotis Harris, Steve Little, Howard Sampson

DATE	OPPONENT	UA/OPP RK	TV	W L T	UA	OPP
Sept. 10	NEW MEXICO STATE+			W	53	10
Sept. 17	OKLAHOMA STATE+	NR/15		W	28	6
Sept. 24	TULSA	16/NR		W	37	3
Oct. 1	at TCU*	12/NR		W	42	6
Oct. 15	TEXAS*	8/2	ABC	L	9	13
Oct. 22	HOUSTON*+	9/NR		W	34	0
Oct. 29	at Rice*	8/NR		W	30	7
Nov. 5	BAYLOR*+	8/NR		W	35	9
Nov. 12	at Texas A&M*	8/11		W	26	20
Nov. 19	SMU (HC)*	8/NR		W	47	7
Nov. 24	at Texas Tech*	6/NR	NA	W	17	14
Jan. 2	vs. Oklahoma*	6/2	NBC	W	31	6

\* Southwest Conference game

+ Little Rock, Ark.

> 1978 Orange Bowl (Miami, Fla.)

### 1978 • (9-2-1, 6-2 SWC - T-2nd)

#### 11th AP/10th UPI

#### Captains: Ron Calcagni, Ben Cowins, Larry Jackson, Jimmy Walker

DATE	OPPONENT	UA/OPP RK	TV	W L T	UA	OPP
Sept. 16	VANDERBILT+	2/NR		W	48	17
Sept. 23	at Oklahoma State	2/NR		W	19	7
Sept. 30	TULSA	2/NR		W	21	13
Oct. 7	TCU*	4/NR	ABC	W	42	3
Oct. 21	at Texas*	3/8		L	21	28
Oct. 28	at Houston*	9/11		L	9	20
Nov. 4	RICE (HC)*	17/NR		W	37	7
Nov. 11	at Baylor*	16/NR		W	27	14
Nov. 18	TEXAS A&M*+	13/NR	ABC	W	26	7
Nov. 25	at SMU*	11/NR		W	27	14
Dec. 2	TEXAS TECH*	8/NR		W	49	7
Dec. 25	vs. UCLA*	8/15	NBC	T	10	10

\* Southwest Conference game

+ Little Rock, Ark.

> 1978 Fiesta Bowl (Tempe, Ariz.)

### 1979 • (10-2, 7-1 SWC - T-1st)

#### SWC CO-CHAMPIONS • 8th AP/19th UPI

#### Captains: Jim Howard, Roland Sales

DATE	OPPONENT	UA/OPP RK	TV	W	L	T	UA	OPP
Sept. 15	COLORADO STATE*	17/NR		W			36	3
Sept. 22	OKLAHOMA STATE*	15/NR		W			27	7
Sept. 29	TULSA	13/NR		W			33	8
Oct. 6	at TCU*	13/NR		W			16	13
Oct. 13	at Texas Tech*	12/NR	ABC	W			20	6
Oct. 20	TEXAS*	10/2		W			17	14
Oct. 27	HOUSTON*	4/6	ABC			L	10	13
Nov. 3	at Rice*	9/NR		W			34	7
Nov. 10	BAYLOR (HC)*	9/17		W			29	20
Nov. 17	at Texas A&M*	8/NR		W			22	10
Nov. 24	SMU*	7/NR		W			31	7
Jan. 1	vs. Alabama*	6/2	ABC			L	9	24





## SEASON-BY-SEASON RESULTS

1980 • (7-5, 3-5 SWC - T-6th)

Captains: Keith Houfek, George Stewart

DATE	OPPONENT	UA/OPP RK	TV	W L T	UA	OPP
Sept. 1	at Texas*	6/10	ABC	L	17	23
Sept. 20	OKLAHOMA STATE*	17/NR		W	33	20
Sept. 27	TULSA	15/NR		W	13	10
Oct. 4	TCU*	14/NR		W	44	7
Oct. 11	WICHITA STATE	15/NR		W	27	7
Oct. 25	at Houston*	15/NR		L	17	24
Nov. 1	RICE*			L	16	17
Nov. 8	at Baylor*	NR/16	NA	L	15	42
Nov. 15	TEXAS A&M (HC)*		ABC	W	27	24
Nov. 22	at SMU*			L	7	31
Nov. 29	TEXAS TECH*			W	22	16
Dec. 27	vs. Tulane*		NA	W	34	15

\* Southwest Conference game

+ Little Rock, Ark.

> 1980 Hall of Fame Bowl (Birmingham, Ala.)

1981 • (8-4, 5-3 SWC - 4th)

16th UPI

Captains: Darryl Mason, Teddy Morris

DATE	OPPONENT	UA/OPP RK	TV	W L T	UA	OPP
Sept. 12	TULSA			W	14	10
Sept. 19	NORTHWESTERN*			W	38	7
Sept. 26	at Ole Miss#			W	27	13
Oct. 3	at TCU*	19/NR		L	24	28
Oct. 10	at Texas Tech*		ABC	W	26	14
Oct. 17	TEXAS*	NR/1		W	42	11
Oct. 24	HOUSTON*	12/NR		L	17	20
Oct. 31	at Rice*	20/NR		W	41	7
Nov. 7	BAYLOR*	19/NR	ESPN	W	41	39
Nov. 14	at Texas A&M*	16/NR	ABC	W	10	7
Nov. 21	SMU (HC)*	16/6		L	18	32
Dec. 28	vs. North Carolina*	NR/11	ABC	L	27	31

\* Southwest Conference game

+ Little Rock, Ark.

# Jackson, Miss.

> 1981 Gator Bowl (Jacksonville, Fla.)

1982 • (9-2-1, 5-2-1 SWC - 3rd)

9th AP/8th UPI/8th USA Today

Captains: Gary Anderson, Jessie Clark, Richard Richardson, Billy Ray Smith Jr.

DATE	OPPONENT	UA/OPP RK	TV	W L T	UA	OPP
Sept. 11	TULSA	13/NR		W	38	0
Sept. 18	NAVY*	9/NR		W	29	17
Sept. 25	OLE MISS*	9/NR		W	14	12
Oct. 2	TCU*	10/NR	TBS	W	35	0
Oct. 9	TEXAS TECH*	9/NR		W	21	3
Oct. 23	at Houston*	6/NR	CBS	W	38	3
Oct. 30	RICE (HC)*	5/NR		W	24	6
Nov. 6	at Baylor*	5/NR		L	17	24
Nov. 13	TEXAS A&M*	10/NR		W	35	0
Nov. 20	at SMU*	9/2	ABC	T	17	17
Dec. 4	at Texas*	6/12	ABC	L	7	33
Dec. 31	vs. Florida*	14/NR	Mizlou	W	28	24

\* Southwest Conference game

+ Little Rock, Ark.

> 1982 Bluebonnet Bowl (Houston, Texas)

1983 • (6-5, 4-4 SWC - 5th)

Captains: Ron Faurot, Mark Mistler, Milton Fields

DATE	OPPONENT	UA/OPP RK	TV	W L T	UA	OPP
Sept. 10	TULSA			W	17	14
Sept. 17	NEW MEXICO*			W	17	0
Sept. 24	at Ole Miss#		NA	L	10	13
Oct. 1	at TCU*			W	38	21
Oct. 15	TEXAS*	NR/2	CBS	L	3	31
Oct. 22	HOUSTON*			W	24	3
Oct. 29	RICE*			W	35	0
Nov. 5	BAYLOR (HC)*			L	21	24
Nov. 12	at Texas A&M*			L	23	36
Nov. 19	SMU*	NR/6	ABC	L	0	17
Nov. 26	at Texas Tech*			W	16	13

\* Southwest Conference game

+ Little Rock, Ark.

# Jackson, Miss.



**KEN  
HATFIELD**

6 seasons | 1984-89  
55-17-1

One of just two Arkansas graduates to serve as head football coach at his alma mater, Ken Hatfield posted a UA-best .760 winning percentage and averaged better than nine wins per season during his six-year tenure. Hatfield led the Razorbacks to a bowl game all six years.

1984 • (7-4-1, 5-3 SWC - T-3rd)

Captains: Marcus Elliott, Mark Lee

DATE	OPPONENT	UA/OPP RK	TV	W L T	UA	OPP
Sept. 15	OLE MISS*			T	14	14
Sept. 22	TULSA			W	18	9
Sept. 29	NAVY*		ESPN	W	33	10
Oct. 6	TCU*			L	31	32
Oct. 13	TEXAS TECH*			W	24	0
Oct. 20	at Texas*	NR/3		L	18	24
Oct. 27	at Houston*			W	17	3
Nov. 3	RICE*			W	28	6
Nov. 10	at Baylor*			W	14	9
Nov. 17	TEXAS A&M (HC)*		Raycom	W	28	0
Nov. 24	at SMU*		ESPN	L	28	31
Dec. 27	vs. Auburn*	NR/16	KATZ	L	15	21

\* Southwest Conference game

+ Little Rock, Ark.

> 1984 Liberty Bowl (Memphis, Tenn.)

1985 • (10-2, 6-2 SWC - T-2nd)

12th AP/12th UPI/15th USA Today

Captains: David Bazzel, Greg Lasker, Nick Miller, Andy Upchurch

DATE	OPPONENT	UA/OPP RK	TV	W L T	UA	OPP
Sept. 14	at Ole Miss#	14/NR		W	24	19
Sept. 21	TULSA*	14/NR		W	24	0
Sept. 28	NEW MEXICO STATE*	10/NR		W	45	13
Oct. 5	at TCU*	10/NR	Raycom	W	41	0
Oct. 12	at Texas Tech*	6/NR		W	30	7
Oct. 19	TEXAS*	4/NR	ABC	L	13	15
Oct. 26	HOUSTON*	14/NR	Raycom	W	57	27
Nov. 2	at Rice*	14/NR		W	30	15
Nov. 9	BAYLOR*	12/11	ABC	W	20	14
Nov. 16	at Texas A&M*	9/NR	ESPN	L	6	10
Nov. 23	SMU (HC)*	18/NR		W	15	9
Dec. 22	vs. Arizona State*	14/NR	LSN	W	18	17

\* Southwest Conference game

+ Little Rock, Ark.

# Jackson, Miss.

> 1985 Holiday Bowl (San Diego, Calif.)

1986 • (9-3, 6-2 SWC - T-2nd)

15th AP/16th UPI/17th USA Today

Captains: James Shiblest, Derrick Thomas, Theo Young

DATE	OPPONENT	UA/OPP RK	TV	W L T	UA	OPP
Sept. 13	OLE MISS*	18/NR		W	21	0
Sept. 20	TULSA	12/NR		W	34	17
Sept. 27	NEW MEXICO STATE*	9/NR		W	42	11
Oct. 4	TCU*	8/NR	Raycom	W	34	17
Oct. 11	TEXAS TECH*	8/NR		L	7	17
Oct. 18	at Texas*	14/NR	ESPN	W	21	14
Oct. 25	at Houston*	14/NR		W	30	13
Nov. 1	RICE (HC)*	13/NR		W	45	14
Nov. 8	at Baylor*	10/NR	Raycom	L	14	29
Nov. 15	TEXAS A&M*	17/7	ABC	W	14	10
Nov. 22	at SMU*	11/NR		W	41	0
Jan. 1	vs. Oklahoma*	9/3	NBC	L	8	42

\* Southwest Conference game

+ Little Rock, Ark.

> 1987 Orange Bowl (Miami, Fla.)

1987 • (9-4, 5-2 SWC - T-2nd)

Captains: Chris Bequette, Tony Cherico, Greg Thomas, Rickey Williams

DATE	OPPONENT	UA/OPP RK	TV	W L T	UA	OPP
Sept. 12	at Ole Miss#	13/NR		W	31	10
Sept. 19	TULSA	12/NR	NA	W	30	15
Sept. 26	MIAMI (FLA.)*	10/5	ESPN	L	7	51
Oct. 3	at TCU*			W	20	10
Oct. 10	at Texas Tech*	20/NR		W	31	0
Oct. 17	TEXAS*	15/NR	ESPN	L	14	16
Oct. 24	HOUSTON*			W	21	17
Oct. 31	at Rice*		NA	W	38	14
Nov. 7	BAYLOR (HC)*			W	10	7
Nov. 14	at Texas A&M*	20/19		L	0	14
Nov. 28	NEW MEXICO*			W	43	25
Dec. 5	at Hawaii		ESPN	W	38	20
Dec. 29	vs. Georgia*	NR/15	Raycom	L	17	20

\* Southwest Conference game

+ Little Rock, Ark.

# Jackson, Miss.

> 1987 Liberty Bowl (Memphis, Tenn.)

1988 • (10-2, 7-0 SWC - 1st)

SWC CHAMPION • 12th AP/13th UPI/14th USA Today

Captains: Steve Atwater, John Bland, Odis Lloyd, Kerry Owens

DATE	OPPONENT	UA/OPP RK	TV	W L T	UA	OPP
Sept. 3	PACIFIC (CALIF.)*			W	63	14
Sept. 10	TULSA			W	30	26
Sept. 17	OLE MISS*			W	21	13
Oct. 1	TCU*		Raycom	W	53	10
Oct. 8	TEXAS TECH*	20/NR		W	31	10
Oct. 15	at Texas*	17/NR	HSE	W	27	24
Oct. 22	at Houston*	13/NR	Raycom	W	26	21
Oct. 29	RICE*	11/NR		W	21	14
Nov. 5	at Baylor*	11/NR	HSE	W	33	3
Nov. 12	TEXAS A&M (HC)*	11/NR	HSE	W	25	20
Nov. 26	at Miami (Fla.)	8/3	CBS	L	16	18
Jan. 2	vs. UCLA*	8/9	CBS	L	3	17

\* Southwest Conference game

+ Little Rock, Ark.

> 1989 Cotton Bowl (Dallas, Texas)

1989 • (10-2, 7-1 SWC - 1st)

SWC CHAMPION • 13th AP/13th UPI/13th USA Today

Captains: Anthony Cooney, Elbert Crawford, Tim Horton, Michael Shepherd

DATE	OPPONENT	UA/OPP RK	TV	W L T	UA	OPP
Sept. 16	TULSA	9/NR		W	26	7
Sept. 23	at Ole Miss#	8/NR		W	24	7
Sept. 30	TEXAS-EL PASO*	8/NR		W	39	7
Oct. 7	at TCU*	7/NR		W	41	19
Oct. 14	at Texas Tech*	7/NR		W	45	13
Oct. 21	TEXAS*	7/NR	Raycom	L	20	24
Oct. 28	HOUSTON*	13/12		W	45	39
Nov. 4	at Rice*	11/NR	Raycom	W	38	17
Nov. 11	BAYLOR (HC)*	10/NR	ESPN	W	19	10
Nov. 24	at Texas A&M*	9/14	CBS	W	23	22
Dec. 2	SMU*	9/NR		W	38	24
Jan. 1	vs. Tennessee*	10/8	CBS	L	27	31

\* Southwest Conference game

+ Little Rock, Ark.

# Jackson, Miss.



**JACK  
CROWE**

2+ seasons | 1990-92  
9-15

Arkansas' final head coach of the Southwest Conference era, Jack Crowe directed the Razorbacks to a 14-13 win in their last meeting with rival Texas as league foes and an Independence Bowl berth in 1991.

1990 • (3-8, 1-7 SWC - 8th)

Captains: Quinn Grovey, Chad Rolan

DATE	OPPONENT	UA/OPP RK	TV	W L T	UA	OPP
Sept. 15	TULSA	15/NR		W	28	3
Sept. 22	OLE MISS*	13/NR	Raycom	L	17	21
Sept. 29	COLORADO STATE*	23/NR		W	31	20
Oct. 6	TCU*	21/NR		L	26	54
Oct. 13	TEXAS TECH (HC)*			L	44	49
Oct. 20	at Texas*	NR/19	Raycom	L	17	49
Oct. 27	at Houston*	NR/6		L	28	62
Nov. 3	RICE*			L	11	19
Nov. 10	at Baylor*		Raycom	L	3	34
Nov. 17	TEXAS A&M*			L	16	20
Nov. 24	at SMU*			W	42	29

\* Southwest Conference game

+ Little Rock, Ark.

1991 • (6-6, 5-3 SWC - T-2nd)

Captains: Kirk Collins, Mark Henry

DATE	OPPONENT	UA/OPP RK	TV	W L T	UA	OPP
Aug. 31	MIAMI (FLA.)*	NR/3	ABC	L	3	31
Sept. 7	SMU*			W	17	6
Sept. 21	LOUISIANA-LAFAYETTE			W	9	7
Sept. 28	at Ole Miss#			L	17	24
Oct. 5	at TCU*			W	22	21
Oct. 12	HOUSTON (HC)*			W	29	17
Oct. 19	TEXAS*		Raycom	W	14	13
Nov. 2	BAYLOR*	24/21	ABC	W	5	9
Nov. 9	at Texas Tech*			L	21	38
Nov. 16	at Texas A&M*	NR/13	ESPN	L	3	13
Nov. 23	RICE*			W	20	0
Dec. 29	vs. Georgia*	NR/24	ABC	L	15	24





## SEASON-BY-SEASON RESULTS

### ARKANSAS JOINS SOUTHEASTERN CONFERENCE

1992 • (3-7-1, 3-4-1 SEC - 4th/West)

Captains: Darwin Ireland, E.D. Jackson, Owen Kelly

DATE	OPPONENT	UA/OPP RK	TV	W L T	UA OPP
Sept. 5	THE CITADEL			L	3 10



**JOE KINES**

1 season | 1992  
3-6-1

Named interim head coach after the first game of the 1992 season, Joe Kines' 10-game tenure included Arkansas' first Southeastern Conference win and the Razorbacks' first win at Tennessee.

DATE	OPPONENT	UA/OPP RK	TV	W L T	UA OPP
Sept. 12	at South Carolina*			W	45 7
Sept. 19	ALABAMA*	NR/9		L	11 38
Sept. 26	at Memphis			L	6 22
Oct. 3	GEORGIA (HC)*	NR/16	JP	L	3 27
Oct. 10	at Tennessee*	NR/4	JP	W	25 24
Oct. 17	OLE MISS*			L	3 17
Oct. 31	at Auburn*			T	24 24
Nov. 7	at Mississippi State*	NR/19	JP	L	3 10
Nov. 21	SMU*			L	19 24
Nov. 27	LSU*		ESPN	W	30 6

\* Southeastern Conference game

+ Little Rock, Ark.



**DANNY FORD**

5 seasons | 1993-97  
26-30-1

The architect of Clemson's 1981 national championship, Danny Ford directed Arkansas to its first Southeastern Conference Western Division title and first SEC championship game appearance in 1995. His tenure included two on-the-field wins at Alabama, his alma mater, and another win over the Crimson Tide by NCAA sanction.

1993 • (6-4-1, 4-3-1 SEC - 2nd/West)

Captains: Kirk Botkin, Tyrone Chatman

DATE	OPPONENT	UA/OPP RK	TV	W L T	UA OPP
Sept. 4	at SMU			W	10 6
Sept. 11	SOUTH CAROLINA*	NR/19		W	18 17
Sept. 18	at Alabama*	NR/2	JP	W	3 43
Sept. 25	MEMPHIS*			L	0 6
Oct. 2	at Georgia*			W	20 10
Oct. 9	TENNESSEE*	NR/11	JP	L	14 28
Oct. 16	at Ole Miss*		JP	L	0 19
Oct. 30	AUBURN (HC)*			L	21 31
Nov. 6	MISSISSIPPI STATE*			T	13 13
Nov. 13	TULSA			W	24 11
Nov. 27	at LSU*		ESPN	W	42 24

\* Southeastern Conference game

+ Little Rock, Ark.

# Jackson, Miss.

@ Arkansas victory by NCAA-imposed forfeit

NOTE: SEC Western Division championship vacated by Alabama per NCAA sanction in 1993.

1994 • (4-7, 2-6 SEC - T-4th/West)

Captains: Jason Allen, Willie Johnson

DATE	OPPONENT	UA/OPP RK	TV	W L T	UA OPP
Sept. 3	SMU*			W	34 14
Sept. 10	at South Carolina*			L	0 14
Sept. 17	ALABAMA*	NR/12	ABC	L	6 13
Sept. 25	at Memphis			L	15 16
Oct. 1	VANDERBILT*			W	42 6
Oct. 8	at Tennessee*			L	21 38
Oct. 15	OLE MISS (HC)*			W	31 7
Oct. 29	at Auburn*	NR/4	JP	L	14 31
Nov. 5	at Mississippi State*	NR/24	JP	L	7 17
Nov. 12	NORTHERN ILLINOIS			W	30 27
Nov. 26	LSU*			L	12 30

\* Southeastern Conference game

+ Little Rock, Ark.

1995 • (8-5, 6-2 SEC - 1st/West)

SEC WESTERN DIVISION CHAMPION

Captains: Steve Conley, Barry Lunney Jr.

DATE	OPPONENT	UA/OPP RK	TV	W L T	UA OPP
Sept. 2	at SMU			L	14 17
Sept. 9	SOUTH CAROLINA*			W	51 21
Sept. 16	at Alabama*	NR/13	JP	W	20 19
Sept. 23	MEMPHIS*			W	27 20
Sept. 30	at Vanderbilt*	23/NR		W	35 7
Oct. 7	TENNESSEE (HC)*	18/10		L	31 49
Oct. 14	at Ole Miss*			W	13 6
Oct. 28	AUBURN*	NR/11	ESPN	W	30 28
Nov. 4	MISSISSIPPI STATE*	18/NR	JP	W	26 21
Nov. 11	LOUISIANA-LAFAYETTE	15/NR		W	24 13
Nov. 18	at LSU*	14/NR	ABC	L	0 28
Dec. 2	vs. Florida*	23/2	ABC	L	3 34
Dec. 30	vs. North Carolina*	24/NR	TBS	L	10 20

\* Southeastern Conference

+ Little Rock, Ark.

# Memphis, Tenn.

< 1995 SEC Championship Game (Atlanta, Ga.)

> 1995 CarQuest Bowl (Miami, Fla.)

1996 • (4-7, 2-6 SEC - 5th/West)

Captains: Scott Rivers, Mark Smith

DATE	OPPONENT	UA/OPP RK	TV	W L T	UA OPP
Sept. 7	SMU			L	10 23
Sept. 12	ALABAMA*	NR/13	JP	L	7 17
Sept. 28	LOUISIANA-MONROE			W	38 21
Oct. 5	FLORIDA*	NR/1	JP	L	7 42
Oct. 12	LOUISIANA TECH*			W	38 21
Oct. 19	at South Carolina*			L	17 23
Nov. 2	at Auburn*		ESPN2	L	7 28
Nov. 9	OLE MISS (HC)*			W	13 7
Nov. 16	at Tennessee*	NR/12	JP	L	14 55
Nov. 23	at Mississippi State*			W (OT)	16 13
Nov. 29	LSU*	NR/19	CBS	L	7 17

\* Southeastern Conference game

+ Little Rock, Ark.

1997 • (4-7, 2-6 SEC - T-5th/West)

Captains: Ken Anderson, Anthony Eubanks

DATE	OPPONENT	UA/OPP RK	TV	W L T	UA OPP
Sept. 6	LOUISIANA-MONROE			W	28 16
Sept. 13	vs. SMU*			L	9 31
Sept. 20	at Alabama*	NR/11	JP	W	17 16
Sept. 27	LOUISIANA TECH*			W	17 13
Oct. 4	at Florida*	NR/1	ESPN2	L	7 56
Oct. 18	SOUTH CAROLINA*			L	13 39
Oct. 25	AUBURN (HC)*	NR/11	ESPN2	L	21 26
Nov. 6	at Ole Miss*		ESPN	L	9 19
Nov. 15	TENNESSEE*	NR/5	ESPN2	L	22 30
Nov. 22	MISSISSIPPI STATE*	NR/14		W	17 7
Nov. 28	at LSU*	NR/17	CBS	L	21 31

\* Southeastern Conference game

+ Little Rock, Ark.

# Shreveport, La.



**HOUSTON NUTT**

10 seasons | 1998-2007  
75-49

Houston Nutt was the third Arkansas head coach to take the Razorbacks to a bowl game in each of his first six seasons. He led the Hogs to three SEC Western Division crowns, eight bowl games, two bowl victories, three final national rankings and four nine-win seasons. Nutt's 8-0 start in 1998 marked the best debut ever for a UA head coach and helped UA reach its first New Year's Day game since 1990. In 2001 and 2006, Nutt was voted SEC Coach of the Year by the Associated Press and league coaches.

1998 • (9-3, 6-2 SEC - T-1st/West)

SEC WESTERN DIVISION CO-CHAMPION • 16th AP/17th USA Today

Captains: Brandon Burfaworth, Grant Garrett, Ryan Hale, Madre Hill

DATE	OPPONENT	UA/OPP RK	TV	W L T	UA OPP
Sept. 5	LOUISIANA-LAFAYETTE			W	38 17
Sept. 19	SMU*			W	44 17
Sept. 26	ALABAMA*	NR/22	ESPN2	W	42 6
Oct. 3	KENTUCKY*	22/NR	ESPN2	W	27 20
Oct. 10	at Memphis	20/NR	FX	W	23 9
Oct. 17	at South Carolina*	17/NR		W	41 28
Oct. 31	at Auburn*	14/NR		W	24 21
Nov. 7	OLE MISS (HC)*	11/NR	JP	W	34 0
Nov. 14	at Tennessee*	10/1	CBS	L	24 28
Nov. 21	at Mississippi State*	9/NR	JP	L	21 22
Nov. 27	LSU*	13/NR	CBS	W	41 14
Jan. 1	vs. Michigan*	11/15	ABC	L	31 45

\* Southeastern Conference game

+ Little Rock, Ark.

> 1999 Florida Citrus Bowl (Orlando, Fla.)

1999 • (8-4, 4-4 SEC - T-3rd/West)

17th AP/19th USA Today

Captains: David Barrett, Kenoy Kennedy, Anthony Lucas, Clint Stoerner

DATE	OPPONENT	UA/OPP RK	TV	W L T	UA OPP
Sept. 4	at SMU	18/NR		W	26 0
Sept. 18	LOUISIANA-MONROE*	15/NR		W	44 6
Sept. 25	at Alabama*	14/NR	CBS	L	28 35
Oct. 2	at Kentucky*	20/NR		L	20 31
Oct. 9	MIDDLE TENNESSEE ST.			W	58 6
Oct. 16	SOUTH CAROLINA*			W	48 14
Oct. 30	AUBURN (HC)*		JP	W	34 10
Nov. 6	at Ole Miss*	NR/23	ESPN2	L	16 38
Nov. 13	TENNESSEE*	NR/3	JP	W	28 24
Nov. 20	MISSISSIPPI STATE*	22/12	ESPN2	W	14 9
Nov. 26	at LSU*	17/NR	CBS	L	10 35
Jan. 1	vs. Texas*	24/14	Fox	W	27 6

\* Southeastern Conference game

+ Little Rock, Ark.

> 2000 Cotton Bowl (Dallas, Texas)

2000 • (6-6, 3-5 SEC - T-5th/West)

Captains: Quinton Caver, Randy Garner, Michael Snowden, Rod Stinson

DATE	OPPONENT	UA/OPP RK	TV	W L T	UA OPP
Sept. 2	MISSOURI STATE*			W	38 0
Sept. 16	BOISE STATE*			W	38 31
Sept. 23	ALABAMA*		ESPN2	W	28 21
Sept. 30	GEORGIA*	NR/25	JP	L	7 38
Oct. 7	LOUISIANA-MONROE (HC)			W	52 6
Oct. 14	at South Carolina*	NR/24	JP	L	7 27
Oct. 28	at Auburn*	NR/25		L	19 21
Nov. 4	OLE MISS*			L	24 38
Nov. 11	at Tennessee*		JP	L	20 63
Nov. 18	at Mississippi State*	NR/13		W (OT)	17 10
Nov. 24	LSU*	NR/24	CBS	W	14 3
Dec. 21	vs. ULMV*		ESPN2	L	14 31

\* Southeastern Conference game

+ Little Rock, Ark.

> Las Vegas Bowl IX (Las Vegas, Nev.)

2001 • (7-5, 4-4 SEC - T-3rd/West)

Captains: Curt Davis, Carlos Hall, Kenny Sandlin, La'Zerius White

DATE	OPPONENT	UA/OPP RK	TV	W L T	UA OPP
Aug. 30	UNLV*		ESPN	W	14 10
Sept. 8	TENNESSEE*	NR/8	ESPN2	L	3 13
Sept. 22	at Alabama*		CBS	L	10 31
Sept. 29	at Georgia*		ESPN2	L	23 34
Oct. 6	WEBER ST.			W	42 19
Oct. 13	SOUTH CAROLINA*	NR/9	CBS	W	10 7
Oct. 27	AUBURN*	NR/17	JP	W	42 17
Nov. 3	at Ole Miss*		ESPN2	W (OT)	58 56
Nov. 10	UCF (HC)			W	27 20
Nov. 17	MISSISSIPPI STATE*			W	24 21
Nov. 23	at LSU*	24/NR	CBS	L	38 41
Jan. 1	vs. Oklahoma*	NR/10	Fox	L	3 10

\* Southeastern Conference game

+ Little Rock, Ark.

> 2002 Cotton Bowl (Dallas, Texas)

2002 • (9-5, 5-3 SEC - T-1st/West)

SEC WESTERN DIVISION CO-CHAMPION

Captains: Richie Butler, Chuck Nalley, Sparky Hamilton, Raymond House, Fred Talley, Gavin Walls

DATE	OPPONENT	UA/OPP RK	TV	W L T	UA OPP
Sept. 7	BOISE STATE			W	41 14
Sept. 14	SOUTH FLORIDA*			W	42 3
Sept. 28	ALABAMA*		ESPN	L	12 30
Oct. 5	at Tennessee*	NR/10	ESPN	L (6 OT)	38 41
Oct. 12	at Auburn*	NR/24	JP	W	38 17
Oct. 19	KENTUCKY*			L	17 29
Oct. 26	OLE MISS (HC)*			W	48 28
Nov. 2	TROY*			W	23 0
Nov. 9	at South Carolina*		JP	W	23 0
Nov. 16	LOUISIANA-LAFAYETTE			W	24 17
Nov. 23	at Mississippi State*			W	26 19
Nov. 29	LSU*	NR/18	CBS	W	21 20
Dec. 7	vs. Georgia*	22/4	CBS	L	3 30
Dec. 30	vs. Minnesota*	25/NR	ESPN	L	14 29


\* Southeastern Conference game

+ Little Rock, Ark.

< 2002 SEC Championship Game (Atlanta, Ga.)

> 2002 Gaylord Hotels Music City Bowl (Nashville, Tenn.)





## SEASON-BY-SEASON RESULTS

### 2003 • (9-4, 4-4 SEC - 4th/West)

Captains: Jimmy Beasley, Tony Bua, Bo Lacy, Caleb Miller, Justin Scott, George Wilson

DATE	OPPONENT	UA/OPP RK	TV	W L T	UA OPP
Sept. 6	TULSA			W	45 13
Sept. 13	at Texas	NR/6	ABC	W	38 28
Sept. 20	NORTH TEXAS*	14/NR		W	31 7
Sept. 27	at Alabama*	9/NR	CBS	W (2 OT)	34 31
Oct. 11	AUBURN (HC)*	7/NR	JP	L	3 10
Oct. 18	FLORIDA*	11/NR	CBS	L	28 33
Oct. 25	at Ole Miss*	21/NR	ESPN2	L	7 19
Nov. 1	at Kentucky*	ESPN2		W (7 OT)	71 63
Nov. 6	SOUTH CAROLINA**	ESPN		W	28 6
Nov. 15	NEW MEXICO STATE			W	48 20
Nov. 22	MISSISSIPPI STATE*			W	52 6
Nov. 28	at LSU*	NR/3	CBS	L	24 55
Dec. 31	vs. Missouri*	ESPN		W	27 14

\* Southeastern Conference game

+ Little Rock, Ark.

> 2003 Mainstay Independence Bowl (Shreveport, La.)

### 2004 • (5-6, 3-5 SEC - T-3rd/West)

Captains: DeCori Birmingham, Arrión Dixon, Steven Harris, Jeb Huckeba, Matt Jones, Marcus Whitmore

DATE	OPPONENT	UA/OPP RK	TV	W L T	UA OPP
Sept. 4	NEW MEXICO STATE			W	63 13
Sept. 11	TEXAS	NR/7	ESPN	L	20 22
Sept. 18	LOUISIANA-MONROE*			W	49 20
Sept. 25	ALABAMA*		CBS	W	27 10
Oct. 2	at Florida*	NR/16	CBS	L	30 45
Oct. 16	at Auburn*	NR/4	CBS	L	20 38
Oct. 23	GEORGIA (HC)*	NR/10	ESPN2	L	14 20
Nov. 6	at South Carolina*		JP	L	32 35
Nov. 13	OLE MISS*		JP	W	35 3
Nov. 20	at Mississippi State*			W	24 21
Nov. 26	LSU*	NR/14	CBS	L	14 43

\* Southeastern Conference game

+ Little Rock, Ark.

### 2005 • (4-7, 2-6 SEC - 4th/West)

Captains: Pierre Brown, Kyle Dickinson, Brandon Kennedy, Kyle Roper, Vickiel Vaughn

DATE	OPPONENT	UA/OPP RK	TV	W L T	UA OPP
Sept. 3	MISSOURI STATE			W	49 17
Sept. 10	VANDERBILT*			L	24 28
Sept. 17	at Southern California*	NR/1	FSN	L	17 70
Sept. 24	at Alabama**		JP	L	13 24
Oct. 8	LOUISIANA-MONROE*			W	44 15
Oct. 15	AUBURN*	NR/21		L	17 34
Oct. 22	at Georgia*	NR/4	JP	L	20 23
Nov. 5	SOUTH CAROLINA (HC)*		JP	L	10 14
Nov. 12	at Ole Miss*			W	28 17
Nov. 19	MISSISSIPPI STATE**			W	44 10
Nov. 25	at LSU*	NR/3	CBS	L	17 19

\* Southeastern Conference game

+ Little Rock, Ark.

\* USC and Alabama later vacated wins due to NCAA Committee on Infractions penalty

### 2006 • (10-4, 7-1 SEC - 1st/West)

15th AP/16th USA Today

Captains: Keith Jackson, Sam Olajubutu, Desmond Sims, Zac Tubbs, Tony Ugoh,

Darius Vinnett

DATE	OPPONENT	UA/OPP RK	TV	W L T	UA OPP
Sept. 2	SOUTHERN CALIFORNIA	NR/6	ESPN	L	14 50
Sept. 9	UTAH STATE			W	20 0
Sept. 16	at Vanderbilt*		LFS	W	21 19
Sept. 23	ALABAMA*		CBS	W (2 OT)	24 23
Oct. 7	at Auburn*	NR/2	CBS	W	27 10
Oct. 14	SE MISSOURI ST. (HC)	17/NR		W	63 7
Oct. 21	OLE MISS*	15/NR	LFS	W	38 3
Oct. 28	LOUISIANA-MONROE*	13/NR	ESPN	W	44 10
Nov. 4	at South Carolina*	12/NR	ESPN	W	26 20
Nov. 11	TENNESSEE*	11/13	ESPN2	W	31 14
Nov. 18	at Mississippi State*	5/NR		W	28 14
Nov. 24	LSU*	5/9	CBS	L	26 31
Dec. 2	vs. Florida*	8/4	CBS	L	28 38
Jan. 1	vs. Wisconsin*	12/6	ABC	L	14 17

\* Southeastern Conference game

+ Little Rock, Ark.

< 2006 SEC Championship Game (Atlanta, Ga.)

> 2007 Capital One Bowl (Orlando, Fla.)

### 2007 • (8-5, 4-4 SEC - T-3rd/West)

Captains: Weston Dacus, Marcus Harrison, Robert Johnson, Marcus Monk,

Mattler Richardson, Kevin Woods

DATE	OPPONENT	UA/OPP RK	TV	W L T	UA OPP
Sept. 1	TROY	21/NR		W	46 26
Sept. 15	at Alabama*	16/NR	ESPN	L	38 41
Sept. 22	KENTUCKY*	NR/21	ESPN2	L	29 42
Sept. 29	NORTH TEXAS			W	66 7
Oct. 6	CHATTANOOGA*			W	34 15
Oct. 13	AUBURN*	NR/22	ESPN	L	7 9
Oct. 20	at Ole Miss*			W	44 8
Oct. 27	FIU (HC)			W	58 10
Nov. 3	SOUTH CAROLINA*	NR/23	ESPN2	W	48 36
Nov. 10	at Tennessee*	NR/22	LFS	L	13 34
Nov. 17	MISSISSIPPI STATE**			W	45 31
Nov. 23	at LSU*	NR/1	CBS	W (3 OT)	50 48
Jan. 1	Missouri*	25/7	FOX	L	7 38

\* Southeastern Conference game

+ Little Rock, Ark.

> 2008 Cotton Bowl (Dallas, Texas)

& Reggie Herring served as interim head coach

\* Alabama later vacated win due to NCAA Committee on Infractions penalty



**BOBBY PETRINO**

4 seasons | 2008-11  
34-17

Bobby Petrino was introduced as the head coach of the Razorbacks on Dec. 11, 2007. In just his third season, he led Arkansas to the first BCS game in school history against Ohio State in the Allstate Sugar Bowl. In his final season, he took the Razorbacks to a school-record-tying 11 wins and the first top-five AP finish since 1977.

### 2008 • (5-7, 2-6 SEC - T-4th/West)

Captains: Casey Dick, Jonathan Luigs, Jamar Love, Malcolm Sheppard

DATE	OPPONENT	UA/OPP RK	TV	W L T	UA OPP
Aug. 30	WESTERN ILLINOIS			W	28 24
Sept. 6	LOUISIANA-MONROE*		RSP	W	28 27
Sept. 20	ALABAMA*	NR/9	Raycom	L	14 49
Sept. 27	at Texas	NR/7	ABC	L	10 52
Oct. 4	FLORIDA*	NR/12	Raycom	L	7 38
Oct. 11	at Auburn*	NR/20	RSP	W	25 22
Oct. 18	at Kentucky*		ESPN	L	20 21
Oct. 25	OLE MISS*		RSP	L	21 23
Nov. 1	TULSA (HC)	NR/19	RSP	W	30 23
Nov. 8	at South Carolina*		ESPN	L	21 34
Nov. 22	at Mississippi State*			L	28 31
Nov. 28	LSU*		CBS	W	31 30

\* Southeastern Conference game

+ Little Rock, Ark.

### 2009 • (8-5, 3-5 SEC - T-4th/West)

Captains: Adrian Davis, Wendel Davis, DeMarcus Love, Ryan Mallett, Malcolm Sheppard, Michael Smith

DATE	OPPONENT	UA/OPP RK	TV	W L T	UA OPP
Sept. 5	MISSOURI STATE*		RSP	W	48 10
Sept. 19	GEORGIA*	NR/23	ESPN	L	41 52
Sept. 26	at Alabama*	NR/3	CBS	L	7 35
Oct. 3	vs. Texas A&M*		ESPN2	W	47 19
Oct. 10	AUBURN*	NR/17	ESPN	W	44 23
Oct. 17	at Florida*	NR/1	CBS	L	20 23
Oct. 24	at Ole Miss*		SEC-R	L	17 30
Oct. 31	EASTERN MICHIGAN (HC)		ESPN	W	63 27
Nov. 7	SOUTH CAROLINA*		SEC-R	W	33 16
Nov. 14	TROY*		CSS	W	56 20
Nov. 21	MISSISSIPPI STATE**		SEC-R	W	42 21
Nov. 28	at LSU*	NR/17	ESPN	L (OT)	30 33
Jan. 2	vs. East Carolina*		ESPN	W (OT)	20 17

\* Southeastern Conference game

+ Little Rock, Ark.

\* Arlington, Texas

> 2010 Liberty Bowl (Memphis, Tenn.)

### 2010 • (10-3, 6-2 SEC - T-2nd/West)

12th AP/12th USA Today

Captains: Jake Bequette, Ramon Broadway, Jerry Franklin, DeMarcus Love, Ryan Mallett, D.J. Williams

DATE	OPPONENT	UA/OPP RK	TV	W L T	UA OPP
Sept. 4	Tennessee Tech	17/NR	RSP	W	44 3
Sept. 11	LOUISIANA-MONROE*	14/NR	FSN	W	31 7
Sept. 18	at Georgia*	12/NR	ESPN	W	31 24
Sept. 25	ALABAMA*	10/1	CBS	L	20 24
Oct. 9	vs. Texas A&M*	11/NR	ABC	W	24 17
Oct. 16	at Auburn*	12/7	CBS	L	43 65
Oct. 23	OLE MISS*	21/NR	SEC-R	W	38 24
Oct. 30	VANDERBILT (HC)*	19/NR	FSN	W	49 14
Nov. 6	at South Carolina*	17/18	ESPN	W	41 20
Nov. 13	UTEP	14/NR	ESPN	W	58 21
Nov. 20	at Mississippi State*	13/22	ESPN	W (2OT)	38 31
Nov. 27	LSU*	12/6	CBS	W	31 23
Jan. 4	vs. Ohio State*	8/6	ESPN	L	26 31

\* Southeastern Conference game

+ Little Rock, Ark.

\* Arlington, Texas

> 2011 Sugar Bowl (New Orleans, La.)

& Ohio State later vacated win due to NCAA investigation

### 2011 • (11-2, 6-2 SEC - 3rd/West)

5th AP/5th USA Today

Captains: Jake Bequette, Knile Davis, Jerry Franklin, Jerico Nelson, Tyler Wilson, Jarius Wright

DATE	OPPONENT	UA/OPP RK	TV	W L T	UA OPP
Sept. 3	MISSOURI STATE	15/NR	RSP	W	51 7
Sept. 10	NEW MEXICO*	14/NR	ESPN	W	52 3
Sept. 17	TROY*	14/NR	CSS	W	38 28
Sept. 24	at Alabama*	14/3	CBS	L	14 38
Oct. 1	vs. Texas A&M*	18/14	ESPN	W	42 38
Oct. 8	AUBURN*	10/15	ESPN	W	38 14
Oct. 22	at Ole Miss*	10/NR	SEC-R	W	29 24
Oct. 29	at Vanderbilt*	8/NR	SEC-R	W	31 28
Nov. 5	SOUTH CAROLINA (HC)*	8/10	ESPN	W	44 28
Nov. 12	TENNESSEE*	8/NR	ESPN2	W	49 7
Nov. 19	MISSISSIPPI STATE**	6/NR	CBS	W	44 17
Nov. 25	at LSU*	3/1	CBS	L	17 41
Jan. 6	vs. Kansas State*	7/11	FOX	W	29 16

\* Southeastern Conference game

+ Little Rock, Ark.

\* Arlington, Texas

> 2012 Cotton Bowl (Arlington, Texas)



**JOHN L. SMITH**

1 season | 2012  
4-8

On April 23, 2012, John L. Smith returned to Arkansas as the Razorbacks' head coach for the 2012 season. Smith, who was an assistant at Arkansas from 2009-11, was named a head coach for the sixth time in his career after stops at Idaho, Utah State, Louisville, Michigan State and Weber State.

### 2012 • (4-8, 2-6 SEC - 6th/West)

Captains: Alfred Davis, Knile Davis, Alonzo Highsmith, Travis Swanson,

Tyler Wilson, Tenarius Wright

DATE	OPPONENT	UA/OPP RK	TV	W L T	UA OPP
Sept. 1	JACKSONVILLE ST.	10/NR	PPV	W	49 24
Sept. 8	LOUISIANA-MONROE*	8/NR	ESPN	L (OT)	31 34
Sept. 15	ALABAMA*	NR/1	CBS	L	0 52
Sept. 22	RUTGERS		ESPN	L	26 35
Sept. 29	at Texas A&M*		SEC-R	L	10 58
Oct. 6	at Auburn*		ESPN2	W	24 7
Oct. 13	KENTUCKY*		FSN	W	49 7
Oct. 27	OLE MISS**		SEC-R	L	27 30
Nov. 3	TULSA (HC)		SEC-R	W	19 15
Nov. 10	at South Carolina*	NR/12	CBS	L	20 38
Nov. 17	at Mississippi State*		SEC-R	L	14 45
Nov. 23	LSU*	NR/8	CBS	L	13 20

\* Southeastern Conference game

+ Little Rock, Ark.

& Ole Miss later vacated win due to NCAA Committee on Infractions penalty





## SEASON-BY-SEASON RESULTS



### BRET BIELEMA

5 seasons | 2013-17  
29-34

Named the 32nd head coach in program history in December of 2012, Bielema came to Arkansas after having spent seven years as head coach at Wisconsin. He led Arkansas to three straight bowl appearances, highlighted by wins over Texas at the 2014 Texas Bowl and Kansas State at the 2016 Liberty Bowl. In 2014, Arkansas became the first unranked team in college football history to post back-to-back shutouts over ranked opponents in blanking No. 20 LSU and No. 8 Ole Miss.

#### 2013 • (3-9, 0-8 SEC - 7th/West)

Captains: Kiero Small, Travis Swanson, Chris Smith, Robert Thomas

DATE	OPPONENT	UA/OPP RK	TV	W L T	UA	OPP
Aug. 31	LOUISIANA-LAFAYETTE	FSN	W	34	14	
Sept. 7	SAMFORD*	PPV	W	31	21	
Sept. 14	SOUTHERN MISS.	SEC-R	W	24	3	
Sept. 21	at Rutgers	ESPN	L	24	28	
Sept. 28	TEXAS A&M*	NR/10	ESPN2	L	33	45
Oct. 5	at Florida*	NR/18	ESPN2	L	10	30
Oct. 12	SOUTH CAROLINA (HC)*	NR/14	SEC-R	L	7	52
Oct. 19	at Alabama*	NR/1	ESPN	L	0	52
Nov. 2	AUBURN*	NR/8	ESPN2	L	17	35
Nov. 9	at Ole Miss*	SEC-R	L	24	34	
Nov. 23	MISSISSIPPI STATE*	SEC-R	L (OT)	17	24	
Nov. 29	at LSU*	NR/15	CBS	L	27	31

\* Southeastern Conference game

\* Little Rock, Ark.

& Ole Miss later vacated win due to NCAA Committee on Infractions penalty

#### 2014 • (7-6, 2-6 SEC - 7th/West)

Captains: Brandon Allen, Brey Cook, Trey Flowers, Alan Turner

DATE	OPPONENT	UA/OPP RK	TV	W L T	UA	OPP
Aug. 30	at Auburn*	NR/6	SECN	L	21	45
Sept. 6	NICHOLLS	SECN-AIT	W	73	7	
Sept. 13	at Texas Tech	ABC	W	49	28	
Sept. 20	NORTHERN ILLINOIS	ESPN2	W	52	14	
Sept. 27	vs. Texas A&M*	NR/6	CBS	L (OT)	28	35
Oct. 11	ALABAMA*	NR/7	ESPN2	L	13	14
Oct. 18	GEORGIA*	NR/10	SECN	L	32	45
Oct. 25	UAB (HC)	SECN	W	45	17	
Nov. 1	at Mississippi State*	NR/1	ESPN2	L	10	17
Nov. 15	LSU*	NR/20	ESPN2	W	17	0
Nov. 22	OLE MISS*	NR/8	CBS	W	30	0
Nov. 28	at Missouri*	NR/17	CBS	L	14	21
Dec. 29	vs. Texas*	ESPN	W	31	7	

\* Southeastern Conference game

\* Little Rock, Ark.

\* Arlington, Texas

> 2014 AdvoCare V100 Texas Bowl (Houston, Texas)

#### 2015 • (8-5, 5-3 SEC - 3rd/West)

Captains: Brandon Allen, Jonathan Williams, Brooks Ellis, JaMichael Winston

DATE	OPPONENT	UA/OPP RK	TV	W L T	UA	OPP
Sept. 5	UTEP	18/NR	ESPN2	W	48	13
Sept. 12	TOLEDO*	18/NR	SECN-AIT	L	12	16
Sept. 19	TEXAS TECH	ESPN2	L	24	35	
Sept. 26	vs. Texas A&M*	NR/14	ESPN	L (OT)	21	28
Oct. 3	at Tennessee*	ESPN2	W	24	20	
Oct. 10	at Alabama*	NR/8	ESPN	L	14	27
Oct. 24	AUBURN*	SECN	W (4 OT)	54	46	
Oct. 31	UT MARTIN (HC)	SECN	W	63	28	
Nov. 7	at Ole Miss*	NR/19	CBS	W (OT)	53	52
Nov. 14	at LSU*	NR/9	ESPN	W	31	14
Nov. 21	MISSISSIPPI STATE*	ESPN	L	50	51	
Nov. 27	MISSOURI*	CBS	W	28	3	
Jan. 2	vs. Kansas State*	ESPN	W	45	23	

\* Southeastern Conference game

\* Little Rock, Ark.

\* Arlington, Texas

> 2016 AutoZone Liberty Bowl (Memphis, Tenn.)

#### 2016 • (7-6, 3-5 SEC - T-5th/West)

Captains: Brooks Ellis, Dan Skipper, Kody Walker, Deatrich Wise Jr.

DATE	OPPONENT	UA/OPP RK	TV	W L T	UA	OPP
Sept. 3	LOUISIANA TECH	SECN	W	21	20	
Sept. 10	at TCU	NR/15	ESPN	W (2 OT)	41	38
Sept. 17	TEXAS STATE	24/NR	SECN-AIT	W	42	3
Sept. 24	vs. Texas A&M*	17/10	ESPN	L	24	45
Oct. 1	ALCORN STATE*	20/NR	SECN-AIT	W	52	10
Oct. 8	ALABAMA*	16/1	ESPN	L	30	49
Oct. 15	OLE MISS* (HC)	22/12	ESPN	W	34	30
Oct. 22	at Auburn*	17/21	ESPN	L	3	56
Nov. 5	FLORIDA*	NR/10	CBS	W	31	10
Nov. 12	LSU*	NR/19	ESPN	L	10	38
Nov. 19	at Mississippi State*	ESPN2	W	58	42	
Nov. 25	at Missouri*	CBS	L	24	28	
Dec. 29	vs. Virginia Tech*	NR/18	ESPN	L	24	35

\* Southeastern Conference game

\* Little Rock, Ark.

\* Arlington, Texas

> 2016 Belk Bowl (Charlotte, N.C.)

#### 2017 • (4-8, 1-7 SEC - 7th/West)

Captains: Austin Allen, Frank Ragnow, Santos Ramirez, Kevin Richardson II

DATE	OPPONENT	UA/OPP RK	TV	W L T	UA	OPP
Aug. 31	FLORIDA A&M*	SECN	W	49	7	
Sept. 9	TCU	NR/23	CBS	L	7	28
Sept. 23	vs. Texas A&M*	ESPN	L (OT)	43	50	
Sept. 30	NEW MEXICO STATE	SECN	W	42	24	
Oct. 7	at South Carolina*	SECN	L	22	48	
Oct. 14	at Alabama*	NR/1	ESPN	L	9	41
Oct. 21	AUBURN*	NR/21	SECN	L	20	52
Oct. 28	at Ole Miss*	SECN	W	38	37	
Nov. 4	COASTAL CAROLINA (HC)	SECN-AIT	W	39	38	
Nov. 11	at LSU*	NR/24	ESPN	L	10	33
Nov. 18	MISSISSIPPI STATE*	NR/17	CBS	L	21	28
Nov. 24	MISSOURI*	CBS	L	45	48	

\* Southeastern Conference game

\* Little Rock, Ark.

\* Arlington, Texas



### CHAD MORRIS

2 seasons | 2018-19  
4-18

Chad Morris was named the 33rd head football in University of Arkansas history on Dec. 6, 2017. Under Morris' fast-paced, no-huddle spread attack from 2010-14, Clemson shattered 127 offensive records (89 individual 38 team). During his three seasons at SMU (2015-17), Morris turned a 1-11 program before he took over to the program's first bowl bid since 2012 in 2017.

#### 2018 • (2-10, 0-8 SEC - 7th/West)

Captains: Hjalte Froholdt, Dre Greenlaw, DeJon Harris, Santos Ramirez

DATE	OPPONENT	UA/OPP RK	TV	W L T	UA	OPP
Sept. 1	EASTERN ILLINOIS	SECN	W	55	20	
Sept. 8	at Colorado State	CBSN	L	27	34	
Sept. 15	NORTH TEXAS	SECN-AIT	L	17	44	
Sept. 22	at Auburn*	NR/9	SECN	L	3	34
Sept. 29	vs. Texas A&M*	ESPN	L	17	24	
Oct. 6	ALABAMA*	NR/1	ESPN	L	31	65
Oct. 13	OLE MISS*	SECN	L	33	37	
Oct. 20	TULSA (HC)	SECN	W	23	0	
Oct. 27	VANDERBILT*	SECN	L	31	45	
Nov. 10	LSU*	NR/9	SECN	L	17	24
Nov. 17	at Mississippi State*	NR/25	ESPN	L	6	52
Nov. 23	at Missouri*	CBS	L	0	38	

\* Southeastern Conference game

\* Little Rock, Ark.

\* Arlington, Texas

#### 2019 • (2-10, 0-8 SEC - 7th/West)

Captains: McTelvin Agim, DeJon Harris, T.J. Smith

DATE	OPPONENT	UA/OPP RK	TV	W L T	UA	OPP
Aug. 31	PORTLAND STATE	SECN	W	20	13	
Sept. 7	at Ole Miss*	SECN	L	17	31	
Sept. 14	COLORADO STATE	SECN	W	55	34	
Sept. 21	SAN JOSE STATE	SECN	L	24	31	
Sept. 28	vs. Texas A&M*	NR/23	ESPN	L	27	31
Oct. 12	at Kentucky*	SECN	L	20	24	
Oct. 19	AUBURN*	NR/11	SECN	L	10	51
Oct. 26	at Alabama*	NR/1	ESPN	L	7	48
Nov. 2	MISSISSIPPI STATE*	SECN	L	24	54	
Nov. 9	WESTERN KENTUCKY	SECN	L	19	45	
Nov. 23	at LSU*	NR/1	ESPN	L	20	56
Nov. 29	MISSOURI*	CBS	L	14	24	

\* Southeastern Conference game

\* Little Rock, Ark.

\* Arlington, Texas

& Barry Lunney Jr. served as interim head coach



### SAM PITTMAN

3 seasons | 2020-present  
19-17

On Dec. 9, 2019, Sam Pittman was introduced as the 34th head coach in program history. Pittman has restored the pride in the program quickly, leading the Razorbacks back to a bowl game in 2021 and winning the most games in a decade. His second team also made history, winning four trophies for the first time in school history, claiming the Southwest Classic, Golden Boot, Battle Line Rivalry and Outback Bowl.

#### 2020 • (3-7, 3-7 SEC - 5th/West)

Captains: Rakeem Boyd, Myron Cunningham, Felipe Franks, Grant Morgan, Jonathan Marshall

DATE	OPPONENT	UA/OPP RK	TV	W L T	UA	OPP
Sept. 26	GEORGIA*	NR/4	SECN	L	10	37
Oct. 3	at Mississippi State*	NR/16	SECN-AIT	W	21	14
Oct. 10	at Auburn*	NR/13	ESPN	L	28	30
Oct. 17	OLE MISS*	SECN	W	33	21	
Oct. 31	at Texas A&M*	NR/8	SECN	L	31	42
Nov. 7	TENNESSEE*	SECN	W	24	13	
Nov. 14	at Florida*	NR/6	ESPN	L	35	63
Nov. 21	LSU*	SECN	L	24	27	
Dec. 5	at Missouri*	SECN	L	48	50	
Dec. 12	ALABAMA*	NR/1	ESPN	L	3	52
Dec. 31	vs. TCU*					

\* Southeastern Conference game

> 2020 Mercari Texas Bowl (Houston, Texas)

\$ Canceled

#### 2021 • (9-4, 4-4 SEC - 3rd/West)

21st AP/20th USA Today

Captains: Jalen Catalon, Myron Cunningham, Joe Foucha, KJ Jefferson, Grant Morgan

DATE	OPPONENT	UA/OPP RK	TV	W L T	UA	OPP
Sept. 4	RICE	SECN+	W	38	17	
Sept. 11	TEXAS	NR/15	ESPN	W	40	21
Sept. 18	GEORGIA SOUTHERN	20/NR	SECN	W	45	10
Sept. 25	vs. Texas A&M*	16/7	CBS	W	20	10
Oct. 2	at Georgia*	8/2	ESPN	L	0	37
Oct. 9	at Ole Miss*	13/17	ESPN	L	51	52
Oct. 16	AUBURN*	17/NR	CBS	L	23	38
Oct. 23	UAB*	SECN	W	45	3	
Nov. 6	MISSISSIPPI STATE*	SECN	W	31	28	
Nov. 13	at LSU*	SECN	W (OT)	16	13	
Nov. 20	at Alabama*	21/2	CBS	L	35	42
Nov. 26	MISSOURI*	25/NR	CBS	W	34	17
Jan. 1	vs. Penn State*	22/NR	ESPN2	W	24	10

\* Southeastern Conference game

> 2022 Outback Bowl (Tampa, Fla.)

\* Little Rock, Ark.

\* Arlington, Texas

#### 2022 • (7-6, 3-5 SEC - 5th/West)

Captains: Simeon Blair, Jalen Catalon, KJ Jefferson, Bumper Pool, Dalton Wagner

DATE	OPPONENT	UA/OPP RK	TV	W L T	UA	OPP
Sept. 3	CINCINNATI	19/23	ESPN	W	31	24
Sept. 10	SOUTH CAROLINA*	16/RV	ESPN	W	44	30
Sept. 17	MISSOURI STATE	10/-	SECN+	W	38	27
Sept. 24	vs. Texas A&M*	10/23	ESPN	L	21	23
Oct. 1	ALABAMA*	20/2	CBS	L	26	49
Oct. 8	at Mississippi State*	RV/23	SECN	L	17	40
Oct. 15	at BYU	NR/RV	ESPN	W	52	35
Oct. 29	at Auburn*	RV/NR	SECN	W	41	27
Nov. 5	LIBERTY	RV/23	SECN	L	19	21
Nov. 12	LSU*	NR/7	ESPN	L	10	13
Nov. 19	OLE MISS*	NR/14	SECN	W	42	27
Nov. 25	MISSOURI*	RV/NR	CBS	W	27	29
Dec. 28	vs. Kansas*	ESPN	W (30T)	55	53	

\* Southeastern Conference game

> 2022 AutoZone Liberty Bowl (Memphis, Tenn.)

\* Arlington, Texas





## AGAINST ALL OPPONENTS

### ALL-TIME RECORDS

In Season Openers .....129 (101-24-4 [.799])  
On Homecoming.....101 (61-36-4 [.624])

OPPONENT	W	L	T	FIRST MTG	LAST MTG
Abilene Christian	1	0	0	1948	1948
Air Force	1	0	0	1975	1975
Alabama	8	25	0	1961*	2022
Alabama-Birmingham	1	0	0	2014	2014
Alcorn State	1	0	0	2016	2016
Arkansas A&M	1	0	0	1944	1944
Arkansas-Pine Bluff	1	0	0	2021	2021
Arizona State	2	0	0	1951	1985*
Auburn	12	19	1	1984*	2022
Austin College	2	0	0	1913	1927
Barksdale Field	1	0	0	1945	1945
Baylor	35	33	2	1904	1991
Boise State	2	0	0	2000	2002
BYU	1	0	0	2022	2022
California	1	0	0	1971	1971
Camp Pike	0	1	0	1918	1918
Centenary	3	1	2	1926	1933*
Central Arkansas	2	0	0	1923	1926
Central Florida	1	0	0	2001	2001
Central Missouri State	1	0	0	1917	1917
Central Oklahoma St.	1	0	0	1937	1937
Chattanooga	1	0	0	2007	2007
Chicago	0	0	1	1931	1931
Chillico College	1	1	0	1905	1906
Cincinnati	1	0	0	2022	2022
The Citadel	0	1	0	1992	1992
Coastal Carolina	1	0	0	2017	2017
College of the Ozarks	8	0	0	1927	1935
Colorado State	4	1	0	1974	2019
Dallas Medics	0	1	0	1904	1904
Detroit	2	0	0	1941	1942
Drury College	13	5	2	1896	1923
Duke	0	1	0	1960*	1960*
East Carolina	1	0	0	2009*	2009*
East Central Oklahoma	4	0	0	1929	1941
East Texas State	1	0	0	1948	1948
Eastern Illinois	1	0	0	2018	2018
Eastern Michigan	1	0	0	2009	2009
Fairmont College	2	0	0	1904	1909
Florida	2	10	0	1982*	2020
Florida A&M	1	0	0	2017	2017
Florida International	1	0	0	2007	2007
Fordham	0	1	0	1940	1940
Ft. Scott (Kan.) High	2	2	0	1898	1904
Ft. Smith (Ark.) High	8	0	0	1894	1904
George Washington	0	1	1	1936	1937
Georgia	4	12	0	1968*	2021
Georgia Southern	1	0	0	2021	2021

OPPONENT	W	L	T	FIRST MTG	LAST MTG
Georgia Tech	1	1	0	1954*	1959*
Hardin-Simmons	3	0	0	1956	1962
Haskell College	1	0	1	1907	1908
Hawaii	1	0	0	1987	1987
Henderson State	6	0	0	1908	1929
Hendrix College	15	0	2	1911	1933
Houston	12	6	0	1952	1991
Iowa	0	1	0	1925	1925
Iowa State	1	0	0	1973	1973
Jacksonville State	1	0	0	2012	2012
Joplin (Mo.) High	1	0	1	1899	1901
Kansas	1	2	0	1905	2022
Kansas City Medics	1	1	0	1901	1905
Kansas State	2	3	0	1910	2015*
Kentucky	3	5	0	1998	2019
Kingfisher College	1	0	0	1902	1902
Liberty	0	1	0	2022	2022
Little Rock (Ark.) High	0	1	0	1901	1901
Louisiana	5	0	0	1991	2013
Louisiana-Monroe	9	1	0	1996	2012
Louisiana Tech	4	0	0	1901	2016
LSU	23	43	2	1901	2022
Memphis	2	3	0	1992	1998
Miami (Fla.)	0	3	0	1987	1991
Michigan	0	1	0	1998*	1998*
Middle Tennessee	1	0	0	1999	1999
Minnesota	0	1	0	2002*	2002*
Mississippi State	18	14	1	1916	2022
Missouri	4	10	0	1906	2022
Missouri State	8	0	0	1911	2022
Missouri-Rolla	15	4	0	1902	1943
Monticello Navy	0	1	0	1943	1943
Navy	2	0	0	1982	1984
Nebraska	1	0	0	1964*	1964*
Neosho (Mo.) High	1	0	0	1902	1902
New Mexico	3	0	0	1983	2011
New Mexico State	6	0	0	1977	2017
Nicholls	1	0	0	2014	2014
Northeastern (Okla.) St.	1	0	0	1924	1924
Norman Navy	0	1	0	1944	1944
North Carolina	0	2	0	1981*	1995*
Northern Illinois	2	0	0	1994	2014
North Texas	9	1	0	1947	2018
Northwestern	1	0	0	1981	1981
Northwestern (La.) St.	3	0	0	1946	1961
Ohio State	0	1	0	2010*	2010*
Oklahoma	4	9	1	1899	2001*
Oklahoma Baptist	2	1	0	1925	1933
Oklahoma Mines	1	0	0	1916	1916
Oklahoma State	30	15	1	1912	1980
Ole Miss	38	28	1	1908	2022
Ouachita College	6	2	1	1897	1923

OPPONENT	W	L	T	FIRST MTG	LAST MTG
Pacific	1	0	0	1988	1988
Penn State	1	0	0	2022*	2022*
Phillips College	4	0	1	1920	1925
Pierce City College	1	2	0	1900	1902
Pittsburg (Kan.) State	4	0	0	1908	1936
Portland State	1	0	0	2019	2019
Rhodes College	1	0	0	1928	1928
Rice	36	29	3	1919	2021
Rutgers	0	2	0	2012	2013
Saint Louis	1	2	1	1907	1915
Samford	1	0	0	2013	2013
San Jose State	0	1	0	2019	2019
Santa Clara	0	2	0	1938	1951
South Carolina	14	10	0	1992	2022
South Florida	1	0	0	2002	2002
SE Missouri State	2	0	0	1906	2006
Southern California	1	4	0	1972	2006
Southern Methodist	37	31	5	1920	1999
Southern Miss	1	0	0	2013	2013
Stanford	0	1	0	1970	1970
State College of Missouri	0	2	0	1902	1903
Tahlequah Seminary	1	0	0	1902	1902
Tennessee	6	13	0	1907	2020
Tennessee-Martin	1	0	0	2015	2015
Tennessee Tech	1	0	0	2010	2010
Texas	23	56	0	1894	2021
Texas A&M	42	34	3	1903	2022
TCU	44	24	2	1920	2017
Texas-El Paso	3	0	0	1989	2015
Texas Southwestern	2	0	1	1910	1912
Texas Tech	29	8	0	1957	2015
Texas State	1	0	0	2016	2016
Toledo	0	1	0	2015	2015
Transylvania (Ky.)	0	1	0	1905	1905
Troy	4	0	0	2002	2011
Tulane	3	0	0	1906	1980*
Tulsa	56	14	3	1899	2018
UCLA	0	1	1	1978*	1988*
UNLV	1	1	0	2000*	2001
Utah State	3	0	0	1975	2006
Vanderbilt	7	3	0	1949	2018
Villanova	0	1	0	1939	1939
Virginia Tech	0	1	0	2016*	2016*
Washington (Mo.)	4	1	0	1905	1912
Webb City (Mo.) High	1	0	0	1900	1900
Weber State	1	0	0	2001	2001
Western Illinois	1	0	0	2008	2008
Western Kentucky	0	1	0	2019	2019
Wichita State	6	0	0	1904	1980
William & Mary	1	2	0	1947*	1949
Wisconsin	0	2	0	1912	2006

\*Bowl game





## VS. 2023 OPPONENTS

### WESTERN CAROLINA

First meeting

### KENT STATE

First meeting

### BYU

Arkansas leads the series 1-0

DATE	RANK	SITE	RESULT
Oct. 15, 2022		Provo, Utah	W, 52-35

### LSU

LSU leads the series 43-23-2

DATE	RANK	SITE	RESULT
Nov. 22, 1901		Baton Rouge, La.	L, 15-0
Nov. 30, 1906		Baton Rouge, La.	T, 6-6
Nov. 9, 1907		Little Rock, Ark.	L, 17-12
Nov. 26, 1908		Little Rock, Ark.	L, 36-4
Nov. 13, 1909		Memphis, Tenn.	W, 16-0
Nov. 24, 1910		Little Rock, Ark.	W, 51-0
Nov. 23, 1911		Little Rock, Ark.	W, 11-0
Nov. 9, 1912		Little Rock, Ark.	L, 7-6
Nov. 8, 1913		Shreveport, La.	L, 12-7
Nov. 7, 1914		Shreveport, La.	W, 20-12
Nov. 6, 1915		Shreveport, La.	L, 13-7
Nov. 4, 1916		Shreveport, La.	L, 17-7
Nov. 3, 1917		Shreveport, La.	W, 14-0
Oct. 25, 1919		Shreveport, La.	L, 20-0
Nov. 6, 1920		Shreveport, La.	L, 3-0
Nov. 5, 1921		Shreveport, La.	L, 10-7
Oct. 28, 1922		Shreveport, La.	W, 40-6
Oct. 27, 1923		Shreveport, La.	W, 26-13
Nov. 1, 1924		Shreveport, La.	W, 10-7
Oct. 31, 1925		Shreveport, La.	W, 12-0
Nov. 6, 1926		Shreveport, La.	L, 14-0
Oct. 29, 1927		Shreveport, La.	W, 28-0
Nov. 3, 1928		Shreveport, La.	W, 7-0
Nov. 2, 1929		Shreveport, La.	W, 32-0
Nov. 1, 1930		Shreveport, La.	L, 27-12
Oct. 24, 1931		Shreveport, La.	L, 13-6
Oct. 22, 1932		Shreveport, La.	L, 14-0
Oct. 21, 1933		Shreveport, La.	L, 20-0
Oct. 20, 1934		Shreveport, La.	L, 16-0
Oct. 19, 1935		Shreveport, La.	L, 13-7
Oct. 24, 1936	NR/13	Shreveport, La.	L, 19-7
Jan. 1, 1947	16/8	Dallas, Texas	T, 0-0
Nov. 21, 1953		Little Rock, Ark.	L, 9-8
Nov. 20, 1954	9/NR	Shreveport, La.	L, 7-6
Nov. 19, 1955		Little Rock, Ark.	L, 13-7
Nov. 24, 1956		Shreveport, La.	L, 21-7
Jan. 1, 1966	2/NR	Dallas, Texas	L, 14-7
Nov. 27, 1992		Fayetteville, Ark.	W, 30-6
Nov. 27, 1993		Baton Rouge, La.	W, 42-24
Nov. 26, 1994		Little Rock, Ark.	L, 30-12
Nov. 18, 1995	14/NR	Baton Rouge, La.	L, 28-0
Nov. 29, 1996	NR/19	Little Rock, Ark.	L, 17-7
Nov. 28, 1997	NR/17	Baton Rouge, La.	L, 31-21
Nov. 27, 1998	13/NR	Little Rock, Ark.	W, 41-14
Nov. 26, 1999	17/NR	Baton Rouge, La.	L, 35-10
Nov. 24, 2000	NR/24	Little Rock, Ark.	W, 14-3
Nov. 23, 2001	24/NR	Baton Rouge, La.	L, 41-38
Nov. 29, 2002	NR/18	Little Rock, Ark.	W, 21-20
Nov. 28, 2003	NR/3	Baton Rouge, La.	L, 55-24
Nov. 26, 2004	NR/14	Little Rock, Ark.	L, 43-14
Nov. 19, 2005	NR/3	Baton Rouge, La.	L, 19-17
Nov. 24, 2006	5/9	Little Rock, Ark.	L, 36-26

Nov. 23, 2007	NR/1	Baton Rouge, La.	W, 50-48 (3OT)
Nov. 28, 2008		Little Rock, Ark.	W, 31-30
Nov. 28, 2009	NR/17	Baton Rouge, La.	L, 33-30 (OT)
Nov. 27, 2010	12/6	Little Rock, Ark.	W, 31-23
Nov. 25, 2011	3/1	Baton Rouge, La.	L, 41-17
Nov. 23, 2012	NR/8	Fayetteville, Ark.	L, 20-13
Nov. 29, 2013	NR/15	Baton Rouge, La.	L, 31-27
Nov. 15, 2014	NR/20	Fayetteville, Ark.	W, 17-0
Nov. 14, 2015	NR/9	Baton Rouge, La.	W, 31-14
Nov. 12, 2016	25/24	Fayetteville, Ark.	L, 38-10
Nov. 11, 2017	NR/24	Baton Rouge, La.	L, 33-10
Nov. 10, 2018	NR/13	Fayetteville, Ark.	L, 24-17
Nov. 23, 2019	NR/1	Baton Rouge, La.	L, 56-20
Nov. 21, 2020		Fayetteville, Ark.	L, 27-24
Nov. 13, 2021	25/NR	Baton Rouge, La.	W, 16-13 (OT)
Nov. 12, 2022	NR/7	Fayetteville, Ark.	L, 13-10

### TEXAS A&M

Arkansas leads the series 42-34-3

DATE	RANK	SITE	RESULT
Oct. 31, 1903		Arlington, Texas	L, 6-0
Oct. 29, 1910		Fayetteville, Ark.	W, 5-0
Oct. 18, 1912		Dallas, Texas	L, 27-0
Oct. 15, 1927		College Station, Texas	L, 40-6
Oct. 29, 1928		Fayetteville, Ark.	W, 27-12
Oct. 26, 1929		College Station, Texas	W, 14-13
Oct. 25, 1930		Little Rock, Ark.	W, 13-0
Nov. 3, 1934		College Station, Texas	T, 7-7
Nov. 2, 1935		Little Rock, Ark.	W, 14-7
Oct. 31, 1936		College Station, Texas	W, 18-0
Oct. 30, 1937	20/NR	Fayetteville, Ark.	W, 26-13
Oct. 29, 1938		College Station, Texas	L, 13-7
Nov. 4, 1939	NR/5	Fayetteville, Ark.	L, 27-0
Nov. 2, 1940	NR/5	College Station, Texas	L, 17-0
Nov. 1, 1941	NR/5	Little Rock, Ark.	L, 7-0
Oct. 31, 1942		College Station, Texas	L, 41-0
Oct. 30, 1943	NR/19	Fayetteville, Ark.	L, 13-0
Nov. 4, 1944		College Station, Texas	W, 7-6
Nov. 3, 1945		Fayetteville, Ark.	L, 34-0
Nov. 2, 1946		College Station, Texas	W, 7-0
Nov. 1, 1947		Fayetteville, Ark.	T, 21-21
Oct. 30, 1948		College Station, Texas	W, 28-6
Oct. 29, 1949		Fayetteville, Ark.	W, 27-6
Nov. 4, 1950		College Station, Texas	L, 42-13
Nov. 3, 1951	NR/18	Fayetteville, Ark.	W, 33-21
Nov. 1, 1952		College Station, Texas	L, 31-12
Oct. 31, 1953		Little Rock, Ark.	W, 41-14
Oct. 30, 1954	4/NR	College Station, Texas	W, 14-7
Oct. 29, 1955	NR/11	Fayetteville, Ark.	T, 7-7
Nov. 3, 1956		College Station, Texas	L, 27-0
Nov. 2, 1957	11/1	Fayetteville, Ark.	L, 7-6
Nov. 1, 1958		College Station, Texas	W, 21-8
Oct. 31, 1959	17/NR	Fayetteville, Ark.	W, 12-7
Oct. 29, 1960	12/NR	College Station, Texas	W, 7-3
Nov. 4, 1961	22/NR	Fayetteville, Ark.	W, 15-8
Nov. 3, 1962	8/NR	College Station, Texas	W, 17-7
Nov. 2, 1963	11/NR	Little Rock, Ark.	W, 21-7
Oct. 31, 1964	4/NR	College Station, Texas	W, 17-0
Oct. 30, 1965	2/NR	Little Rock, Ark.	W, 31-0
Oct. 29, 1966	9/21	College Station, Texas	W, 34-0
Nov. 4, 1967		Fayetteville, Ark.	L, 33-21
Nov. 2, 1968	17/NR	College Station, Texas	W, 25-22
Nov. 1, 1969	4/NR	Fayetteville, Ark.	W, 35-13
Oct. 31, 1970	8/NR	College Station, Texas	W, 45-6
Oct. 30, 1971	8/NR	Little Rock, Ark.	L, 17-9
Nov. 4, 1972	20/NR	College Station, Texas	L, 10-7
Nov. 3, 1973		Fayetteville, Ark.	W, 14-10

Nov. 2, 1974	NR/8	College Station, Texas	L, 20-10
Dec. 6, 1975	18/2	Little Rock, Ark.	W, 31-6
Nov. 13, 1976	13/16	Little Rock, Ark.	L, 31-10
Nov. 12, 1977	8/11	College Station, Texas	W, 26-20
Nov. 18, 1978	13/NR	Little Rock, Ark.	W, 26-7
Nov. 17, 1979	8/NR	College Station, Texas	W, 22-10
Nov. 15, 1980		Fayetteville, Ark.	W, 27-24
Nov. 14, 1981	16/NR	College Station, Texas	W, 10-7
Nov. 13, 1982	10/NR	Little Rock, Ark.	W, 35-0
Nov. 12, 1983		College Station, Texas	L, 36-23
Nov. 17, 1984		Fayetteville, Ark.	W, 28-0
Nov. 16, 1985	9/NR	College Station, Texas	L, 10-6
Nov. 15, 1986	17/7	Little Rock, Ark.	W, 14-10
Nov. 14, 1987	20/19	College Station, Texas	L, 14-0
Nov. 12, 1988	11/NR	Fayetteville, Ark.	W, 25-20
Nov. 24, 1989	9/14	College Station, Texas	W, 23-22
Nov. 17, 1990		Fayetteville, Ark.	L, 20-16
Nov. 16, 1991	NR/13	College Station, Texas	L, 13-3
Oct. 3, 2009		Arlington, Texas	W, 47-19
Oct. 9, 2010	11/NR	Arlington, Texas	W, 24-17
Oct. 1, 2011	18/14	Arlington, Texas	W, 42-38
Sept. 29, 2012		College Station, Texas	L, 58-10
Sept. 28, 2013	NR/10	Fayetteville, Ark.	L, 45-33
Sept. 27, 2014	NR/6	Arlington, Texas	L, 35-28 (OT)
Sept. 26, 2015	NR/14	Arlington, Texas	L, 28-21 (OT)
Sept. 24, 2016	17/10	Arlington, Texas	L, 45-24
Sept. 23, 2017		Arlington, Texas	L, 50-43 (OT)
Sept. 29, 2018		Arlington, Texas	L, 24-17
Sept. 28, 2019	NR/23	Arlington, Texas	L, 31-27
Oct. 31, 2020	NR/8	College Station, Texas	L, 42-31
Sept. 25, 2021	NR/7	Arlington, Texas	W, 20-10
Sept. 24, 2022	10/23	Arlington, Texas	L, 23-21

### OLE MISS

Arkansas leads the series 38-28-1

DATE	RANK	SITE	RESULT
Oct. 10, 1908		Fayetteville, Ark.	W, 33-0
Nov. 15, 1913		Little Rock, Ark.	L, 21-10
Nov. 14, 1914		Little Rock, Ark.	W, 1-0
Oct. 25, 1924		Little Rock, Ark.	W, 20-0
Oct. 2, 1926		Fayetteville, Ark.	W, 21-6
Sept. 29, 1928		Oxford, Miss.	L, 25-0
Nov. 13, 1937	20/NR	Memphis, Tenn.	W, 32-6
Nov. 16, 1938		Memphis, Tenn.	L, 20-14
Oct. 26, 1940		Memphis, Tenn.	W, 21-20
Nov. 22, 1941		Memphis, Tenn.	L, 18-0
Oct. 24, 1942		Memphis, Tenn.	W, 7-6
Oct. 28, 1944		Memphis, Tenn.	W, 26-18
Oct. 27, 1945		Memphis, Tenn.	W, 19-0
Oct. 26, 1946		Memphis, Tenn.	L, 9-7
Oct. 25, 1947		Memphis, Tenn.	W, 19-14
Oct. 25, 1952		Little Rock, Ark.	L, 34-7
Oct. 24, 1953		Memphis, Tenn.	L, 28-0
Oct. 23, 1954	7/5	Little Rock, Ark.	W, 6-0
Oct. 22, 1955		Oxford, Miss.	L, 17-7
Oct. 27, 1956		Little Rock, Ark.	W, 14-0
Oct. 26, 1957	NR/6	Memphis, Tenn.	W, 12-6
Oct. 25, 1958	NR/6	Little Rock, Ark.	L, 14-12
Oct. 24, 1959	10/4	Memphis, Tenn.	L, 28-0
Oct. 22, 1960	14/2	Little Rock, Ark.	L, 10-7
Sept. 23, 1961	12/9	Jackson, Miss.	L, 16-0
Jan. 1, 1963	6/3	New Orleans, La.	L, 17-13
Jan. 1, 1970	3/13	New Orleans, La.	L, 27-22
Sept. 26, 1981		Jackson, Miss.	W, 27-13
Sept. 25, 1982	9/NR	Little Rock, Ark.	W, 14-12
Sept. 24, 1983		Jackson, Miss.	L, 13-10
Sept. 15, 1984		Little Rock, Ark.	T, 14-14





## VS. 2023 OPPONENTS

Sept. 14, 1985	14/NR	Jackson, Miss.	W, 24-19
Sept. 13, 1986	18/NR	Little Rock, Ark.	W, 21-0
Sept. 12, 1987	13/NR	Jackson, Miss.	W, 31-10
Sept. 17, 1988		Little Rock, Ark.	W, 21-13
Sept. 23, 1989	8/NR	Jackson, Miss.	W, 24-17
Sept. 22, 1990	13/NR	Little Rock, Ark.	L, 21-17
Sept. 28, 1991		Jackson, Miss.	L, 24-17
Oct. 17, 1992		Little Rock, Ark.	L, 17-3
Oct. 16, 1993		Jackson, Miss.	L, 19-0
Oct. 15, 1994		Fayetteville, Ark.	W, 31-7
Oct. 14, 1995		Memphis, Tenn.	W, 13-6
Nov. 9, 1996		Fayetteville, Ark.	W, 13-7
Nov. 6, 1997		Oxford, Miss.	L, 19-9
Nov. 7, 1998	11/NR	Fayetteville, Ark.	W, 34-0
Nov. 6, 1999	NR/23	Oxford, Miss.	L, 38-16
Nov. 4, 2000		Fayetteville, Ark.	L, 38-24
Nov. 3, 2001		Oxford, Miss.	W, 58-56 (7OT)
Oct. 26, 2002		Fayetteville, Ark.	W, 48-28
Oct. 25, 2003	21/NR	Oxford, Miss.	L, 19-7
Nov. 13, 2004		Fayetteville, Ark.	W, 35-3
Nov. 12, 2005		Oxford, Miss.	W, 28-17
Oct. 21, 2006	15/NR	Fayetteville, Ark.	W, 38-3
Oct. 20, 2007		Oxford, Miss.	W, 44-8
Oct. 25, 2008		Fayetteville, Ark.	L, 23-21
Oct. 24, 2009		Oxford, Miss.	L, 30-17
Oct. 23, 2010	21/NR	Fayetteville, Ark.	W, 38-24
Oct. 22, 2011	10/NR	Oxford, Miss.	W, 29-24
Oct. 27, 2012		Little Rock, Ark.	L, 30-27^
Nov. 9, 2013		Oxford, Miss.	L, 34-24^
Nov. 22, 2014	NR/8	Fayetteville, Ark.	W, 30-0
Nov. 7, 2015	NR/18	Oxford, Miss.	W, 53-52 (OT)
Oct. 15, 2016	22/12	Fayetteville, Ark.	W, 34-30
Oct. 28, 2017		Oxford, Miss.	W, 38-37
Oct. 13, 2018		Little Rock, Ark.	L, 37-33
Sept. 7, 2019		Oxford, Miss.	L, 31-17
Oct. 17, 2020		Fayetteville, Ark.	W, 33-21
Oct. 9, 2021	13/17	Oxford, Miss.	L, 52-51
Nov. 19, 2022	NR/14	Fayetteville, Ark.	W, 42-27

^ Win vacated due to NCAA Committee on Infractions penalty

### ALABAMA

Alabama leads the series 25-8

UA/OPP			
DATE	RANK	SITE	RESULT
Jan. 1, 1961	9/1	New Orleans, La.	L, 10-3
Jan. 1, 1980	6/2	New Orleans, La.	L, 24-9
Sept. 19, 1992	NR/9	Little Rock, Ark.	L, 38-11
Sept. 18, 1993	NR/2	Tuscaloosa, Ala.	W, 3-43@
Sept. 17, 1994	NR/12	Fayetteville, Ark.	L, 13-6
Sept. 16, 1995	NR/13	Tuscaloosa, Ala.	W, 20-19
Sept. 21, 1996	NR/13	Little Rock, Ark.	L, 17-7
Sept. 20, 1997	NR/11	Tuscaloosa, Ala.	W, 17-16
Sept. 26, 1998	NR/22	Fayetteville, Ark.	W, 42-6
Sept. 25, 1999	14/NR	Tuscaloosa, Ala.	L, 35-28
Sept. 23, 2000		Fayetteville, Ark.	W, 28-21
Sept. 22, 2001		Tuscaloosa, Ala.	L, 31-10
Sept. 28, 2002		Fayetteville, Ark.	L, 30-12
Sept. 27, 2003	9/NR	Tuscaloosa, Ala.	W, 34-31 (2OT)
Sept. 25, 2004		Fayetteville, Ark.	W, 27-10
Sept. 24, 2005		Tuscaloosa, Ala.	L, 24-13^
Sept. 23, 2006	NR/22	Fayetteville, Ark.	W, 24-23 (2OT)
Sept. 15, 2007	16/NR	Tuscaloosa, Ala.	L, 41-38^
Sept. 20, 2008	NR/9	Fayetteville, Ark.	L, 49-14
Sept. 26, 2009	NR/3	Tuscaloosa, Ala.	L, 35-7
Sept. 25, 2010	10/1	Fayetteville, Ark.	L, 24-20
Sept. 24, 2011	14/3	Tuscaloosa, Ala.	L, 38-14
Sept. 15, 2012	NR/1	Fayetteville, Ark.	L, 52-0
Oct. 19, 2013	NR/1	Tuscaloosa, Ala.	L, 52-0

Oct. 11, 2014	NR/7	Fayetteville, Ark.	L, 14-13
Oct. 10, 2015	NR/8	Tuscaloosa, Ala.	L, 27-14
Oct. 8, 2016	16/1	Fayetteville, Ark.	L, 49-30
Oct. 14, 2017	NR/1	Tuscaloosa, Ala.	L, 41-9
Oct. 6, 2018	NR/1	Fayetteville, Ark.	L, 65-31
Oct. 26, 2019	NR/1	Tuscaloosa, Ala.	L, 48-7
Dec. 12, 2020	NR/1	Fayetteville, Ark.	L, 52-3
Nov. 20, 2021	21/2	Tuscaloosa, Ala.	L, 42-35
Oct. 1, 2022	20/2	Fayetteville, Ark.	L, 49-26

@ Arkansas victory by NCAA-imposed forfeit

^ Win vacated due to NCAA Committee on Infractions penalty

### MISSISSIPPI STATE

Arkansas leads the series 18-14

UA/OPP			
DATE	RANK	SITE	RESULT
Nov. 25, 1916		Memphis, Tenn.	L, 20-7
Sept. 30, 1939		Memphis, Tenn.	L, 19-0
Nov. 7, 1992	NR/19	Starkville, Miss.	L, 10-3
Nov. 6, 1993		Little Rock, Ark.	T, 13-13
Nov. 5, 1994	NR/24	Starkville, Miss.	L, 17-7
Nov. 4, 1995		Little Rock, Ark.	W, 26-21
Nov. 23, 1996		Starkville, Miss.	W, 16-13 (OT)
Nov. 22, 1997	NR/14	Fayetteville, Ark.	W, 17-7
Nov. 21, 1998	9/NR	Starkville, Miss.	L, 22-21
Nov. 20, 1999	22/12	Little Rock, Ark.	W, 14-9
Nov. 18, 2000	NR/13	Starkville, Miss.	W, 17-10 (OT)
Nov. 17, 2001		Fayetteville, Ark.	W, 24-21
Nov. 23, 2002		Starkville, Miss.	W, 26-19
Nov. 22, 2003		Fayetteville, Ark.	W, 52-6
Nov. 20, 2004		Starkville, Miss.	W, 24-21
Nov. 10, 2005		Little Rock, Ark.	W, 44-10
Nov. 18, 2006	5/NR	Starkville, Miss.	W, 28-14
Nov. 17, 2007		Little Rock, Ark.	W, 45-31
Nov. 22, 2008		Starkville, Miss.	L, 31-28
Nov. 21, 2009		Little Rock, Ark.	W, 42-21
Nov. 20, 2010	13/22	Starkville, Miss.	W, 38-31 (2OT)
Nov. 19, 2011	6/NR	Little Rock, Ark.	W, 44-17
Nov. 17, 2012		Starkville, Miss.	L, 45-14
Nov. 23, 2013		Little Rock, Ark.	L, 24-17
Nov. 1, 2014		Starkville, Miss.	L, 17-10
Nov. 21, 2015		Fayetteville, Ark.	L, 51-50
Nov. 18, 2016		Starkville, Miss.	W, 58-42
Nov. 18, 2017	NR/16	Fayetteville, Ark.	L, 28-21
Nov. 17, 2018	NR/24	Starkville, Miss.	L, 52-6
Nov. 2, 2019		Fayetteville, Ark.	L, 54-24
Oct. 3, 2020	NR/16	Starkville, Miss.	W, 21-14
Nov. 6, 2021	NR/17	Fayetteville, Ark.	W, 31-28
Oct. 8, 2022	NR/23	Starkville, Miss.	L, 40-17

### FLORIDA

Florida leads the series 10-2

UA/OPP			
DATE	RANK	SITE	RESULT
Dec. 31, 1982	14/NR	Houston, Texas	W, 28-24
Dec. 2, 1995	23/2	Atlanta, Ga.	L, 34-3
Oct. 5, 1996	NR/1	Fayetteville, Ark.	L, 42-7
Oct. 4, 1997	NR/1	Gainesville, Fla.	L, 56-7
Oct. 18, 2003	11/NR	Fayetteville, Ark.	L, 33-28
Oct. 2, 2004	NR/16	Gainesville, Fla.	L, 45-30
Dec. 2, 2006	8/4	Atlanta, Ga.	L, 38-28
Oct. 4, 2008	NR/12	Fayetteville, Ark.	L, 38-7
Oct. 17, 2009	NR/1	Gainesville, Ark.	L, 23-20
Oct. 5, 2013	NR/18	Gainesville, Fla.	L, 30-10
Nov. 5, 2016	NR/10	Fayetteville, Ark.	W, 31-10
Nov. 14, 2020	NR/6	Gainesville, Fla.	L, 63-35

### AUBURN

Auburn leads the series 19-12-1

UA/OPP			
DATE	RANK	SITE	RESULT
Dec. 27, 1984	NR/11	Memphis, Tenn.	L, 21-15
Oct. 31, 1992		Auburn, Ala.	T, 24-24
Oct. 30, 1993		Fayetteville, Ark.	L, 31-21
Oct. 29, 1994	NR/4	Auburn, Ala.	L, 31-14
Oct. 28, 1995	NR/11	Little Rock, Ark.	W, 30-28
Nov. 2, 1996		Auburn, Ala.	L, 28-7
Oct. 25, 1997	NR/11	Fayetteville, Ark.	L, 26-21
Oct. 31, 1998	14/NR	Auburn, Ala.	W, 24-21
Oct. 30, 1999		Fayetteville, Ark.	W, 34-10
Oct. 28, 2000	NR/25	Auburn, Ala.	L, 21-19
Oct. 27, 2001	NR/17	Fayetteville, Ark.	W, 42-17
Oct. 12, 2002	NR/24	Auburn, Ala.	W, 38-17
Oct. 11, 2003	7/NR	Fayetteville, Ark.	L, 10-3
Oct. 16, 2004	NR/4	Auburn, Ala.	L, 38-20
Oct. 15, 2005	NR/21	Fayetteville, Ark.	L, 34-17
Oct. 7, 2006	NR/2	Auburn, Ala.	W, 27-10
Oct. 13, 2007	NR/22	Fayetteville, Ark.	L, 9-7
Oct. 11, 2008	NR/20	Auburn, Ala.	W, 25-22
Oct. 10, 2009	NR/17	Fayetteville, Ark.	W, 44-23
Oct. 16, 2010	12/7	Auburn, Ala.	L, 65-43
Oct. 8, 2011	10/15	Fayetteville, Ark.	W, 38-14
Oct. 6, 2012		Auburn, Ala.	W, 24-7
Nov. 2, 2013	NR/8	Fayetteville, Ark.	L, 35-17
Aug. 30, 2014	NR/6	Auburn, Ala.	L, 45-21
Oct. 24, 2015		Fayetteville, Ark.	W, 54-46 (4OT)
Oct. 22, 2016	17/21	Auburn, Ala.	L, 56-3
Oct. 21, 2017	NR/21	Fayetteville, Ark.	L, 52-20
Sept. 22, 2018	NR/7	Auburn, Ala.	L, 34-3
Oct. 19, 2019	NR/11	Fayetteville, Ark.	L, 51-10
Oct. 10, 2020	NR/13	Auburn, Ala.	L, 30-28
Oct. 16, 2021	17/NR	Fayetteville, Ark.	L, 38-23
Oct. 29, 2022		Auburn, Ala.	W, 41-27

### FLORIDA INTERNATIONAL

Arkansas leads the series 1-0

UA/OPP			
DATE	RANK	SITE	RESULT
Oct. 27, 2007		Fayetteville, Ark.	W, 58-10

### MISSOURI

Missouri leads the series 10-4

UA/OPP			
DATE	RANK	SITE	RESULT
Nov. 10, 1906		Columbia, Mo.	L, 11-0
Sept. 23, 1944		St. Louis, Mo.	W, 7-6
Sept. 28, 1963	8/NR	Little Rock, Ark.	L, 7-6
Dec. 31, 2003		Shreveport, La.	W, 27-14
Jan. 1, 2008	25/7	Dallas, Texas	L, 38-7
Nov. 28, 2014	NR/17	Columbia, Mo.	L, 21-14
Nov. 27, 2015		Fayetteville, Ark.	W, 28-3
Nov. 25, 2016		Columbia, Mo.	L, 35-24
Nov. 24, 2017		Fayetteville, Ark.	L, 48-45
Nov. 23, 2018		Columbia, Mo.	L, 38-0
Nov. 29, 2019		Little Rock, Ark.	L, 24-14
Dec. 5, 2020		Columbia, Mo.	L, 50-48
Nov. 26, 2021	25/NR	Fayetteville, Ark.	W, 34-17
Nov. 25, 2022		Columbia, Mo.	L, 29-27



# OVERTIME

## ARKANSAS' NCAA RECORDS SET IN OVERTIME

- Longest games in NCAA history: eight overtimes (Illinois at Penn State, 2021), seven overtimes (Arkansas at Kentucky, 2003; Arkansas at Ole Miss, 2001; North Texas at FIU, 2006; Western Michigan at Buffalo, 2017; and LSU at Texas A&M, 2018)
- Most points scored in overtime: 47 at Kentucky, 2003
- Most points scored in overtime (both teams): 86, UA at Kentucky, 2003
- Second-most points scored in an overtime game (both teams): 134, UA at Kentucky, 2003



On one of the most memorable plays in program history, **HUNTER HENRY** helped Arkansas convert a first down on 4th-and-25 in overtime at Ole Miss in 2015. The Razorbacks scored two plays later and won the game with a two-point conversion.

## RAZORBACKS IN OVERTIME IN OVERTIME (14-7)

1996	at Mississippi State	W	16-13	OT
2000	at Mississippi State	W	17-10	OT
2001	at Ole Miss	W	58-56	7 OT
2002	at Tennessee	L	41-38	6 OT
2003	at Alabama	W	34-31	2 OT
2003	at Kentucky	W	71-63	7 OT
2006	Alabama	W	24-23	2 OT
2007	at LSU	W	50-48	3 OT
2009	at LSU	L	33-30	OT
2009	vs. East Carolina	W	20-17	OT
2010	at Mississippi State	W	38-31	2 OT
2012	ULM	L	34-31	OT
2013	Mississippi State	L	24-17	OT
2014	Texas A&M	L	35-28	OT
2015	vs. Texas A&M	L	28-21	OT
2015	Auburn	W	54-46	4 OT
2015	at Ole Miss	W	53-52	OT
2016	at TCU	W	41-38	2 OT
2017	Texas A&M	L	50-43	OT
2021	at LSU	W	16-13	OT
2022	vs. Kansas	W	55-53	3 OT

## ARKANSAS 71, KENTUCKY 63 (7 OT)

NOV. 1, 2003 • LEXINGTON, KY.

	1Q	2Q	3Q	4Q	1OT	2OT	3OT	4OT	5OT	6OT	7OT	TOTAL
ARKANSAS	7	14	0	3	7	7	3	8	6	8	8	71
KENTUCKY	7	0	7	10	7	7	3	8	6	8	0	63

### SCORING SUMMARY

- 1st UA DeCori Birmingham 10 run (Chris Balseiro kick); UK Andrew Hopewell 6 blocked punt return (Taylor Begley kick)  
 2nd UA Richard Smith 26 pass from Matt Jones (Balseiro kick); UA Tom Crowder recovered blocked punt in end zone (Balseiro kick)  
 3rd UK Alexis Bwenge 51 pass from Jared Lorenzen (Begley kick)  
 4th UK Begley 34 field goal; UA Balseiro 37 field goal; UK Chris Benard 13 pass from Lorenzen (Begley kick)  
 1st OT UA Mark Pierce 1 run (Balseiro kick); UK Bwenge 2 run (Begley kick)  
 2nd OT Bwenge 7 run (Begley kick); UA Jason Peters 7 pass from Matt Jones (Balseiro kick)  
 3rd OT UA Balseiro 25 field goal; UK Begley 24 field goal  
 4th OT Lorenzen 1 run (Derek Abney pass from Lorenzen); UA Jones 3 run (Pierce pass from Jones)  
 5th OT George Wilson 15 pass from Jones (pass failed); UK Lorenzen 2 run (pass failed)  
 6th OT Lorenzen 1 run (Tommy Cook pass from Lorenzen); UA Pierce 2 run (Wilson pass from Jones)  
 7th OT UA Birmingham 25 run (Peters pass from Jones)

	ARKANSAS	KENTUCKY
First Downs	29	29
Rushing	15	13
Passing	14	12
Penalty	0	4
Rushing Attempts-Net Yards	71-334	52-180
Net Yards Passing	271	326
Passing	28-17-0	51-28-1
Total Plays-Total Offense	99-605	103-506
Punts	6-34.3	7-40.0
Fumbles	5-2	2-1
Penalties	12-87	8-60
Possession Time	32:53	27:07
Third-Down Conversions	13-22	10-22
Fourth-Down Conversions	1-1	2-3
Sacks By: Number-Yards	2-13	2-17

### INDIVIDUAL STATISTICS

**RUSHING:** UA - DeCori Birmingham 40-196; Matt Jones 15-112; Cedric Cobbs 9-46; Carlos Ousley 1-9; Mark Pierce 2-3; Steven Harris 1-(-15); Ryan Sorahan 3-(-17). UK - Alexis Bwenge 22-89; Jared Lorenzen 15-39; Draak Davis 5-35; Shane Boyd 4-17; Derek Abney 1-2; Ronald Johnson 1-1; Team 1-0; Keenan Burton 3-(-3).  
**PASSING:** UA - Matt Jones 25-16-0, 260; Ryan Sorahan 3-1-0, 11. UK Jared Lorenzen 49-28-1, 326; Shane Boyd 2-0-0.  
**RECEIVING:** UA - George Wilson 9-172; Richard Smith 5-69; Carlos Ousley 1-12; Jared Hicks 1-11; Jason Peters 1-7. UK Derek Abney 10-91; Chris Bernard 4-82; Tommy Cook 4-39; Draak Davis 4-13; Jeremi Drobney 2-25; Alexis Bwenge 1-51; Glenn Holt 1-17; Keenan Burton 1-7; Shane Boyd 1-1.

## ARKANSAS 58, OLE MISS 56 (7 OT)

NOV. 3, 2001 • OXFORD, MISS.

	1Q	2Q	3Q	4Q	1OT	2OT	3OT	4OT	5OT	6OT	7OT	TOTAL
ARKANSAS	0	7	3	7	7	0	6	6	6	8	8	58
OLE MISS	7	0	3	7	7	0	6	6	6	8	6	56

### SCORING SUMMARY

- 1st UM Joe Gunn 1 run (Nichols kick);  
 2nd UA Cedric Cobbs 2 run (O'Donohoe kick)  
 3rd UA Brennan O'Donohoe 45 field goal; UM Jonathon Nichols 32 field goal  
 4th UA Mark Pierce 2 run (O'Donohoe kick); UM Jason Armstead 3 pass from Eli Manning (Nichols kick)  
 1st OT UA Cobbs 16 run (O'Donohoe kick); UM Armstead 11 pass from Manning (Nichols kick)  
 3rd OT UA Matt Jones 25 run (rush failed); UM Gunn 1 run (pass failed)  
 4th OT UM Bill Flowers 21 pass from Manning (pass failed); UA George Wilson 24 pass from Jones (rush failed)  
 5th OT UA Jones 8 run (pass failed); UM Doug Zeigler 12 pass from Manning (pass failed)  
 6th OT UM Zeigler 15 pass from Manning (Charles Stackhouse run); UA Pierce 2 run (Peters pass from Jones)  
 7th OT UA Pierce 2 run (Birmingham pass from Jones); UM Armstead 3 pass from Manning (pass failed)

	ARKANSAS	OLE MISS
First Downs	32	28
Rushing	22	10
Passing	10	17
Penalty	0	1
Rushing Attempts-Net Yards	80-370	50-145
Net Yards Passing	161	312
Passing	26-12-1	42-27-0
Total Plays-Total Offense	106-531	92-457
Punts	5-37.6	5-36.2
Fumbles	1-1	1-1
Penalties	4-40	4-16
Possession Time	33:34	26:26
Third-Down Conversions	16-26	7-17
Fourth-Down Conversions	3-3	2-2
Sacks By: Number-Yards	1-3	0-0

### INDIVIDUAL STATISTICS

**RUSHING:** UA - Fred Talley 23-113; Matt Jones 18-110; Cedric Cobbs 22-100; Mark Pierce 11-39; Zak Clark 2-5; DeCori Birmingham 4-3. UM - Joe Gunn 31-102; Robert Williams 5-34; Charles Stackhouse 8-27; Toward Sanford 1-0; Eli Manning 4-(-9).  
**PASSING:** UA - Zak Clark 9-20-1, 100; Matt Jones 3-6-0, 61. UM - Eli Manning 27-42-0, 312.  
**RECEIVING:** UA - George Wilson 8-105; Mark Pierce 2-19; Nathan Ball 1-23; Marcellus Poydras 1-0. UM - Bill Flowers 7-97; Doug Zeigler 5-102; Jason Armstead 5-27; Charles Stackhouse 4-40; Chris Collins 3-15; Omar Rayford 2-19; Robert Williams 1-2.





## BOWL HISTORY



**1934 DIXIE CLASSIC**  
Jan. 1, 1934  
Dallas, Texas  
Centenary, T 7-7



**1947 COTTON BOWL**  
Jan. 1, 1947  
Dallas, Texas  
LSU, T 0-0



**1948 DIXIE BOWL**  
Jan. 1, 1948  
Birmingham, Ala.  
William & Mary, W, 21-19



**1955 COTTON BOWL**  
Jan. 1, 1955  
Dallas, Texas  
Georgia Tech, L, 14-6



**1960 GATOR BOWL**  
Jan. 2, 1960  
Jacksonville, Fla.  
Georgia Tech, W, 14-7




**1961 COTTON BOWL**  
Jan. 1, 1961  
Dallas, Texas  
Duke, L, 7-6




**1962 SUGAR BOWL**  
Jan. 1, 1962  
New Orleans, La.  
Alabama, L, 10-3



**1963 SUGAR BOWL**  
Jan. 1, 1963  
New Orleans, La.  
Ole Miss, L, 17-13



**1965 COTTON BOWL**  
Jan. 1, 1965  
Dallas, Texas  
Nebraska, W, 10-7



**1966 COTTON BOWL**  
Jan. 1, 1966  
Dallas, Texas  
LSU, L, 14-7



**1969 SUGAR BOWL**  
Jan. 1, 1969  
New Orleans, La.  
Georgia, W, 16-2




**1970 SUGAR BOWL**  
Jan. 1, 1970  
New Orleans, La.  
Ole Miss, L, 27-22




**1971 LIBERTY BOWL**  
Dec. 20, 1971  
Memphis, Tenn.  
Tennessee, L, 14-13



**1976 COTTON BOWL**  
Jan. 1, 1976  
Dallas, Texas  
Georgia, W, 31-10



**1978 ORANGE BOWL**  
Jan. 2, 1978  
Miami, Fla.  
Oklahoma, W, 31-6



**1978 FIESTA BOWL**  
Dec. 25, 1978  
Tempe, Ariz.  
UCLA, T 10-10



**1980 SUGAR BOWL**  
Jan. 1, 1980  
New Orleans, La.  
Alabama, L, 24-9




**1980 HALL OF FAME BOWL**  
Dec. 27, 1980  
Birmingham, Ala.  
Tulane, W, 34-15



**1981 GATOR BOWL**  
Dec. 28, 1981  
Jacksonville, Fla.  
North Carolina, L, 31-27




**1982 BLUEBONNET BOWL**  
Dec. 31, 1982  
Houston, Texas  
Florida, W, 28-24




**1984 LIBERTY BOWL**  
Dec. 27, 1984  
Memphis, Tenn.  
Auburn, L, 21-15



**1985 HOLIDAY BOWL**  
Dec. 22, 1985  
San Diego, Calif.  
Arizona State, W, 18-17




**1987 ORANGE BOWL**  
Jan. 1, 1987  
Miami, Fla.  
Oklahoma, L, 42-8



**1987 LIBERTY BOWL**  
Dec. 29, 1987  
Memphis, Tenn.  
Georgia, L, 20-17



**1989 COTTON BOWL**  
Jan. 2, 1989  
Dallas, Texas  
UCLA, L, 17-3



**1990 COTTON BOWL**  
Jan. 1, 1990  
Dallas, Texas  
Tennessee, L, 31-27



**1991 INDEPENDENCE BOWL**  
Dec. 29, 1991  
Shreveport, La.  
Georgia, L, 24-15



**1995 CARQUEST BOWL**  
Dec. 30, 1995  
Miami, Fla.  
North Carolina, L, 20-10



**1999 FLORIDA CITRUS BOWL**  
Jan. 1, 1999  
Orlando, Fla.  
Michigan, L, 45-31



**2000 COTTON BOWL**  
Jan. 1, 2000  
Dallas, Texas  
Texas, W, 27-6




**2000 LAS VEGAS BOWL**  
Dec. 21, 2000  
Las Vegas, Nev.  
UNLV, L, 31-14




**2002 COTTON BOWL**  
Jan. 1, 2002  
Dallas, Texas  
Oklahoma, L, 10-3



**2002 MUSIC CITY BOWL**  
Dec. 30, 2002  
Shreveport, La.  
Minnesota, L, 29-14




**2003 INDEPENDENCE BOWL**  
Dec. 31, 2003  
Shreveport, La.  
Missouri, W, 27-14



**2007 CAPITAL ONE BOWL**  
Jan. 1, 2007  
Orlando, Fla.  
Wisconsin, L, 17-14



**2008 COTTON BOWL**  
Jan. 1, 2008  
Dallas, Texas  
Missouri, L, 38-7



**2010 LIBERTY BOWL**  
Jan. 2, 2010  
Memphis, Tenn.  
E. Carolina, W, 20-17 (OT)



**2011 SUGAR BOWL**  
Jan. 4, 2011  
New Orleans, La.  
Ohio State, L, 31-26<sup>\*</sup>  
<sup>\*</sup>Ohio State later vacated win due to NCAA penalty



**2012 COTTON BOWL**  
Jan. 7, 2012  
Arlington, Texas  
Kansas State, W, 29-16




**2014 TEXAS BOWL**  
Dec. 29, 2014  
Houston, Texas  
Texas, W, 31-7



**2016 LIBERTY BOWL**  
Jan. 2, 2016  
Memphis, Tenn.  
Kansas State, W, 45-23



**2016 BELK BOWL**  
Dec. 29, 2016  
Charlotte, N.C.  
Virginia Tech, L, 35-24



**2022 OUTBACK BOWL**  
Jan. 1, 2022  
Tampa, Fla.  
Penn State, W, 24-10



**2022 LIBERTY BOWL**  
Dec. 28, 2022  
Memphis, Tenn.  
Kansas, W, 55-53 (3OT)





## BOWL RECORDS

### INDIVIDUAL

<b>MOST CARRIES</b>	Marius Johnson	North Carolina	1995 Carquest Bowl	29
<b>MOST YARDS GAINED RUSHING</b>	Roland Sales	Oklahoma	1978 Orange Bowl	205
<b>LONGEST RUN FROM SCRIMMAGE</b>	Felix Jones	Wisconsin	2007 Capital One Bowl	76
<b>MOST PASSES ATTEMPTED</b>	Ryan Mallett	Ohio State	2011 Sugar Bowl	47
<b>MOST PASSES COMPLETED</b>	Ryan Mallett	Ohio State	2011 Sugar Bowl	24
<b>MOST YARDS GAINED PASSING</b>	Bill Montgomery	Ole Miss	1970 Sugar Bowl	338
<b>MOST TOUCHDOWN PASSES</b>	K.J. Jefferson	Kansas	2022 Liberty Bowl	2
	Austin Allen	Virginia Tech	2016 Belk Bowl	2
	Brandon Allen	Texas	2014 Texas Bowl	2
	Tyler Wilson	Kansas State	2012 Cotton Bowl	2
	Ryan Mallett	Ohio State	2011 Sugar Bowl	2
	Robby Hampton	UNLV	2000 Las Vegas Bowl	2
	Clint Stoerner	Michigan	1999 Florida Citrus Bowl	2
	Brad Taylor	North Carolina	1981 Gator Bowl	2
	Bill Montgomery	Ole Miss	1970 Sugar Bowl	2
<b>MOST CONSECUTIVE PASSES COMPLETED</b>	Austin Allen	Virginia Tech	2016 Belk Bowl	11
<b>LONGEST PASS COMPLETION</b>	B. Gray-J. Lamb	Ole Miss	1963 Sugar Bowl	68
<b>MOST PASS RECEPTIONS</b>	Chuck Dicus	Georgia	1969 Sugar Bowl	12
<b>MOST YARDS GAINED RECEIVING</b>	Chuck Dicus	Ole Miss	1970 Sugar Bowl	171
	Derek Holloway	North Carolina	1981 Gator Bowl	171
<b>MOST TOUCHDOWN RECEPTIONS</b>	34 players (last: Matt Landers, Ty Washington 2022 Liberty Bowl)			1
<b>MOST PUNTING YARDS</b>	Tom Murphy	Centenary	1934 Dixie Classic	572
<b>MOST PUNTS</b>	Tom Murphy	Centenary	1934 Dixie Classic	13



**RYAN MALLET** broke the Arkansas bowl record for pass attempts and pass completions and tied the school record for most passing touchdowns in a bowl game at the 2011 Allstate Sugar Bowl against Ohio State.

<b>BEST PUNTING AVERAGE</b>	Allen Meacham	UCLA	1989 Cotton Bowl	49.2 (6 punts, 295 yards)
<b>LONGEST PUNT</b>	Allen Meacham	UCLA	1989 Cotton Bowl	71
<b>MOST INTERCEPTIONS THROWN</b>	Austin Allen	Virginia Tech	2016 Belk Bowl	3
<b>MOST INTERCEPTIONS</b>	Louis Campbell	Tennessee	1971 Liberty Bowl	3
<b>MOST INTERCEPTION RETURN YARDS</b>	Mel McGaha	William & Mary	1948 Dixie Bowl	70
<b>LONGEST INTERCEPTION RETURN</b>	Mel McGaha	William & Mary	1948 Dixie Bowl	70
<b>MOST ALL-PURPOSE YARDS</b>	Alex Collins	Kansas State	2016 Liberty Bowl	259
			(25 plays, 185 yards rushing, 74 kick return yards)	
<b>MOST YARDS GAINED TOTAL OFFENSE</b>	K.J. Jefferson	Kansas	2022 Liberty Bowl	407
			(81 plays, 130 yards rushing, 287 yards passing)	
<b>MOST PUNT RETURNS</b>	Reggie Fish	Wisconsin	2007 Capital One Bowl	5 (15 yards)
<b>MOST PUNT RETURN YARDS</b>	Gary Anderson	Tulane	1980 Hall of Fame Bowl	80
<b>LONGEST PUNT RETURN</b>	Gary Anderson	Tulane	1980 Hall of Fame Bowl	80
<b>MOST KICKOFF RETURNS</b>	Felix Jones	Missouri	2008 Cotton Bowl	4
	Dedrick Poole	Minnesota	2002 Music City Bowl	4
	Steven Harris	UNLV	2000 Las Vegas Bowl	4
	James Rouse	Georgia	1987 Liberty Bowl	4
	Marshall Foreman	Oklahoma	1987 Orange Bowl	4
	Lance Alworth	Alabama	1962 Sugar Bowl	4
<b>MOST KICKOFF RETURN YARDS</b>	Marshall Foreman	Oklahoma	1987 Orange Bowl	92
<b>LONGEST KICKOFF RETURN</b>	Alex Collins	Kansas State	2016 Liberty Bowl	68
<b>MOST POINTS SCORED</b>	Alex Collins	Kansas State	2016 Liberty Bowl	18 (3 TDs)
<b>MOST TOUCHDOWNS SCORED</b>	Alex Collins	Kansas State	2016 Liberty Bowl	3
<b>MOST FIELD GOALS</b>	Chris Balseiro	Missouri	2003 Independence Bowl	4
<b>MOST FIELD GOAL ATTEMPTS</b>	Bob White	Georgia	1969 Sugar Bowl	5
<b>MOST PATS</b>	Cam Little	Kansas	2022 Liberty Bowl	6
	Cole Hedlund	Kansas State	2016 Liberty Bowl	6
<b>MOST PAT ATTEMPTS</b>	Cam Little	Kansas	2022 Liberty Bowl	6
	Cole Hedlund	Kansas State	2016 Liberty Bowl	6
<b>LONGEST SCORING RUN</b>	Felix Jones	Wisconsin	2007 Capital One Bowl	76
<b>LONGEST SCORING PASS</b>	B. Taylor-D. Holloway	North Carolina	1981 Gator Bowl	66
<b>LONGEST FIELD GOAL</b>	Kendall Trainor	UCLA	1989 Cotton Bowl	49
<b>LONGEST SCORING INTERCEPTION RETURN</b>	Mel McGaha	William & Mary	1948 Dixie Bowl	70
<b>LONGEST SCORING PUNT RETURN</b>	Gary Anderson	Tulane	1980 Hall of Fame Bowl	80

### TEAM

<b>MOST FIRST DOWNS</b>	Tennessee	1990 Cotton Bowl	31
<b>MOST FIRST DOWNS RUSHING</b>	Florida	1982 Bluebonnet Bowl	22
<b>MOST FIRST DOWNS PASSING</b>	Kansas State	2016 Liberty Bowl	14
	Ohio State	2011 Sugar Bowl	14
<b>MOST FIRST DOWNS PENALTY</b>	Georgia	1991 Independence Bowl	5
<b>MOST YARDS RUSHING</b>	Kansas	2022 Liberty Bowl	394
<b>MOST CARRIES</b>	Tennessee	1990 Cotton Bowl	72
<b>MOST YARDS PASSING</b>	Ole Miss	1970 Sugar Bowl	338
<b>MOST ATTEMPTS PASSING</b>	Ohio State	2011 Sugar Bowl	47
<b>MOST COMPLETIONS</b>	Ohio State	2011 Sugar Bowl	24
<b>MOST PASSES HAD INTERCEPTED</b>	Oklahoma	1987 Orange Bowl	5
	Georgia	1991 Independence Bowl	5
<b>MOST TOUCHDOWN PASSES</b>	Kansas	2022 Liberty Bowl	2
	Virginia Tech	2016 Belk Bowl	2
	Texas	2014 Texas Bowl	2
	Kansas State	2012 Cotton Bowl	2
	Ohio State	2011 Sugar Bowl	2
	Minnesota	2002 Music City Bowl	2
	UNLV	2000 Las Vegas Bowl	2
	Michigan	1999 Citrus Bowl	2
	North Carolina	1981 Gator Bowl	2
	Ole Miss	1970 Sugar Bowl	2
<b>MOST YARDS TOTAL OFFENSE</b>	Kansas	2022 Liberty Bowl	681
<b>MOST PLAYS TOTAL OFFENSE</b>	Tennessee	1990 Cotton Bowl	94
<b>MOST PENALTIES</b>	Virginia Tech	2016 Belk Bowl	12 (75 yards)
	Wisconsin	2007 Capital One Bowl	12 (123 yards)
<b>MOST YARDS PENALIZED</b>	Wisconsin	2007 Capital One Bowl	123 (12 penalties)
<b>FEWEST PENALTIES</b>	Tulane	1980 Hall of Fame Bowl	1
	Alabama	1980 Sugar Bowl	1
	LSU	1947 Cotton Bowl	1
<b>FEWEST YARDS PENALIZED</b>	LSU	1947 Cotton Bowl	5
<b>MOST FUMBLES</b>	Georgia	1976 Cotton Bowl	6
<b>MOST FUMBLES LOST</b>	Missouri	2008 Cotton Bowl	4
<b>MOST INTERCEPTIONS</b>	Tennessee	1971 Liberty Bowl	3
	Georgia	1969 Sugar Bowl	3
<b>MOST INTERCEPTION RETURN YARDS</b>	William & Mary	1948 Dixie Bowl	70
<b>MOST PUNT RETURNS</b>	Texas	2000 Cotton Bowl	6
<b>MOST PUNT RETURN YARDS</b>	Tulane	1980 Hall of Fame Bowl	80
<b>MOST KICKOFF RETURNS</b>	Missouri	2008 Cotton Bowl	7
	Minnesota	2002 Music City Bowl	7
<b>MOST KICKOFF RETURN YARDS</b>	Missouri	2008 Cotton Bowl	168
<b>MOST POINTS SCORED</b>	Kansas	2022 Liberty Bowl	55
<b>FEWEST POINTS SCORED</b>	LSU	1947 Cotton Bowl	0
<b>MOST POINTS ALLOWED</b>	Kansas	2022 Liberty Bowl	53
<b>FEWEST POINTS ALLOWED</b>	LSU	1947 Cotton Bowl	0





## BOWL RECORDS



**ALEX COLLINS** set Arkansas bowl records for most all-purpose yards, longest kickoff return, most points scored and most touchdowns in the Razorbacks' 45-23 win over Kansas State in the 2016 AutoZone Liberty Bowl.

### INDIVIDUAL (OPPONENT)

MOST CARRIES	Dominique Lindsay	East Carolina	2010 Liberty Bowl	33
MOST YARDS GAINED RUSHING	Tony Temple	Missouri	2008 Cotton Bowl	281
MOST PASSES ATTEMPTED	Jalon Daniels	Kansas	2022 Liberty Bowl	55
MOST PASSES COMPLETED	Jalon Daniels	Kansas	2022 Liberty Bowl	37
MOST YARDS GAINED PASSING	Jalon Daniels	Kansas	2022 Liberty Bowl	544
MOST TOUCHDOWN PASSES	Jalon Daniels	Kansas	2022 Liberty Bowl	5
MOST PASS RECEPTIONS	Luke Grimm	Kansas	2022 Liberty Bowl	10
MOST YARDS GAINED RECEIVING	Luke Grimm	Kansas	2022 Liberty Bowl	167
MOST TOUCHDOWN RECEPTIONS	Dwayne Dixon	Florida	1982 Bluebonnet Bowl	3
MOST PUNTS	Spike Jones	Georgia	1969 Sugar Bowl	10
MOST PUNTING YARDS	Spike Jones	Georgia	1969 Sugar Bowl	386
MOST INTERCEPTIONS	Pat Pinkney	East Carolina	2010 Liberty Bowl	2
	John Stocco	Wisconsin	2007 Capital One Bowl	2
	Michael Lehan	Minnesota	2002 Music City Bowl	2
	Sonny Brown	Oklahoma	1987 Orange Bowl	2
	George Wilson	Alabama	1962 Sugar Bowl	2
MOST INTERCEPTION YARDS RETURNED	Ian Gold	Michigan	1999 Citrus Bowl	46
MOST ALL-PURPOSE YARDS	Tony Temple	Missouri	2008 Cotton Bowl	281
MOST YARDS GAINED TOTAL OFFENSE	Jalon Daniels	Kansas	2022 Liberty Bowl	565
MOST PUNT RETURNS	Curtis Fagan	Oklahoma	2002 Cotton Bowl	7
MOST PUNT RETURN YARDS	Troy Mason	UNLV	2000 Las Vegas Bowl	51
MOST POINTS SCORED	Tony Temple	Missouri	2008 Cotton Bowl	24
MOST TOUCHDOWNS SCORED	Tony Temple	Missouri	2008 Cotton Bowl	4
MOST FIELD GOALS MADE	Dan Nystrom	Minnesota	2002 Music City Bowl	5
LONGEST FIELD GOAL	Taylor Mehlhaff	Wisconsin	2007 Capital One Bowl	52
	Cloyce Hinton	Ole Miss	1970 Sugar Bowl	52
LONGEST RUN FROM SCRIMMAGE	Chuck Webb	Tennessee	1990 Cotton Bowl	78
LONGEST SCORING RUN	Chuck Webb	Tennessee	1990 Cotton Bowl	78
LONGEST PASS COMPLETION	A. Kelly-A. Morgan	Tennessee	1990 Cotton Bowl	84
LONGEST SCORING PASS	A. Kelly-A. Morgan	Tennessee	1990 Cotton Bowl	84
LONGEST INTERCEPTION RETURN	Eddie Brown	Tennessee	1971 Liberty Bowl	47

### TEAM (OPPONENT)

MOST RUSHING ATTEMPTS	North Carolina	1981 Gator Bowl	65
MOST NET YARDS RUSHING	Missouri	2008 Cotton Bowl	323
MOST PASSES COMPLETED	Kansas	2022 Liberty Bowl	37
MOST YARDS PASSING	Kansas	2022 Liberty Bowl	544
MOST TOTAL OFFENSE YARDS	Kansas	2022 Liberty Bowl	603
MOST PUNTS	Centenary	1934 Dixie Classic	13
MOST POINTS	Kansas	2022 Liberty Bowl	53
MOST FIELD GOALS MADE	Minnesota	2002 Music City Bowl	5
FEWEST FIRST DOWNS	Texas	2014 Texas Bowl	7
FEWEST FIRST DOWNS RUSHING	Texas	2014 Texas Bowl	1
	Wisconsin	2007 Capital One Bowl	1
FEWEST FIRST DOWNS PASSING	Alabama	1962 Sugar Bowl	0
MOST FUMBLES	Georgia	1969 Sugar Bowl	7
MOST FUMBLES LOST	Georgia	1969 Sugar Bowl	5
MOST PENALTIES	UNLV	2000 Las Vegas Bowl	12
	Michigan	1999 Citrus Bowl	12
MOST PENALTY YARDS	UNLV	2000 Las Vegas Bowl	119
FEWEST RUSHING ATTEMPTS	Kansas State	2016 Liberty Bowl	22
FEWEST NET YARDS RUSHING	Texas	2000 Cotton Bowl	-27
MOST YARDS LOST	Georgia	1969 Sugar Bowl	96
FEWEST PASSES COMPLETED	Oklahoma	1987 Orange Bowl	2
FEWEST TOTAL OFFENSE PLAYS	Kansas State	2016 Liberty Bowl	47
FEWEST TOTAL OFFENSE YARDS	Nebraska	1965 Cotton Bowl	168
FEWEST PASSES ATTEMPTED	Oklahoma	1987 Orange Bowl	5
FEWEST YARDS PASSING	Alabama	1962 Sugar Bowl	20





## PRO HOGS IN THE NFL DRAFT

### NFL DRAFT QUICK FACTS

- At least one player drafted in 28 straight drafts.
- Multiple picks in 12 of last 13 Drafts.
- Treyton Burks became the 24th Razorback to be selected in the first round when he was tabbed 18th overall by Tennessee in 2022.

### 2023 TEAM POS RD PICK

Drew Sanders ..... Denver..... LB .....3 .....67  
Ricky Stromberg..... Washington..... OL .....3 .....97

### 2022

Treyton Burks ..... Tennessee..... WR ..... 1 .....18  
John Ridgeway ..... Dallas..... DT ..... 5 .....178  
Montaric Brown ..... Jacksonville..... CB .....7 .....222

### 2021

Jonathan Marshall..... New York Jets..... DL ..... 6 .....207

### 2020

McTelvin Agim..... Denver..... DL .....3 .....95  
Kamren Curl..... Washington..... DB .....7 .....216

### 2019

Hjalte Froholdt..... New England..... G ..... 4 .....118  
Dre Greenlaw ..... San Francisco..... LB ..... 5 .....148  
Armon Watts..... Minnesota..... DT ..... 6 .....190

### 2018

Frank Ragnow..... Detroit..... C ..... 1 .....20  
David Williams..... Denver..... RB .....7 .....226

### 2017

Deatrich Wise Jr. .... New England..... DE ..... 4 .....131  
Jeremy Sprinkle..... Washington..... TE ..... 5 .....154  
Jeremiah Ledbetter ..... Detroit..... DE ..... 6 .....205

### 2016

Hunter Henry..... San Diego..... TE .....2 .....35  
Jonathan Williams ..... Buffalo..... RB ..... 5 .....156  
Alex Collins ..... Seattle..... RB ..... 5 .....171  
Sebastian Tretola ..... Tennessee..... G ..... 6 .....193  
Brandon Allen ..... Jacksonville..... QB ..... 6 .....201

### 2015

Trey Flowers ..... New England..... DE ..... 4 .....101  
Martrell Spaight ..... Washington..... LB ..... 5 .....141  
Tevin Mitchel ..... Washington..... CB ..... 6 .....182  
Darius Philon ..... San Diego..... DT ..... 6 .....192  
AJ Derby ..... New England..... TE ..... 6 .....202

### 2014

Travis Swanson ..... Detroit..... C .....3 .....76  
Chris Smith ..... Jacksonville..... DE ..... 5 .....159  
Kiero Small..... Seattle..... FB .....7 .....227  
Zach Hocker..... Washington..... K .....7 .....228

### 2013

Knile Davis ..... Kansas City..... RB .....3 .....96

Tyler Wilson ..... Oakland..... QB ..... 4 .....112  
Cobi Hamilton ..... Cincinnati..... WR ..... 6 .....197  
Chris Gragg..... Buffalo..... TE .....7 .....222

### 2012

Jake Bequette..... New England..... DE .....3 .....90  
Joe Adams ..... Carolina..... WR ..... 4 .....104  
Jarius Wright..... Minnesota..... WR ..... 4 .....118  
Greg Childs..... Minnesota..... WR ..... 4 .....134

### 2011

Ryan Mallett..... New England..... QB .....3 .....74  
D.J. Williams..... Green Bay..... TE ..... 5 .....141  
DeMarcus Love..... Minnesota..... T ..... 6 .....168

### 2010

Mitch Petrus ..... New York Giants..... G ..... 5 .....147

### 2009

Jonathan Luigs..... Cincinnati..... C ..... 4 .....106

### 2008

Darren McFadden ..... Oakland..... RB ..... 1 .....4  
Felix Jones..... Dallas..... RB ..... 1 .....22  
Marcus Harrison..... Chicago Bears..... DT .....3 .....90  
Nate Garner ..... New York Jets..... T .....7 .....211  
Peyton Hillis..... Denver..... FB .....7 .....227  
Marcus Monk ..... Chicago Bears..... WR .....7 .....248

### 2007

Jamaal Anderson..... Atlanta..... DE ..... 1 .....8  
Chris Houston ..... Atlanta..... DB .....2 .....41  
Tony Ugoh ..... Indianapolis..... T .....2 .....42  
Keith Jackson Jr. .... St. Louis Rams..... DT .....7 .....248

### 2006

Vickiel Vaughn ..... San Francisco..... DB .....7 .....254

### 2005

Matt Jones ..... Jacksonville..... WR ..... 1 .....21  
Jeb Huckeba..... Seattle..... LB ..... 5 .....159

### 2004

Shawn Andrews ..... Philadelphia..... G ..... 1 .....16  
Ahmad Carroll..... Green Bay..... DB .....1 .....25  
Caleb Miller ..... Cincinnati..... LB .....3 .....80  
Cedric Cobbs ..... New England..... RB ..... 4 .....128  
Tony Bua ..... Miami..... LB ..... 5 .....160  
Bo Lacy..... Pittsburgh..... T ..... 6 .....177

### 2003

Ken Hamlin..... Seattle..... DB .....2 .....42

### 2002

Carlos Hall..... Tennessee..... DE .....7 .....240

### 2001

Quinton Caver ..... Philadelphia..... LB .....2 .....55  
Randy Garner ..... Atlanta..... DE ..... 6 .....167



**DREW SANDERS** became the highest drafted Arkansas linebacker in over 20 years and the highest selected Arkansas defender in 16 years when he was selected in the third round by the Denver Broncos.

### 2000

Kenoy Kennedy ..... Denver..... DB .....2 .....45  
Bobbie Williams ..... Philadelphia..... G .....2 .....61  
David Barrett..... Arizona..... DB ..... 4 .....102  
Anthony Lucas ..... Green Bay..... WR ..... 4 .....114  
Emanuel Smith..... Jacksonville..... WR ..... 6 .....196

### 1999

Brandon Burlsworth ..... Indianapolis..... G .....3 .....63  
Melvin Bradley ..... Arizona..... DE ..... 6 .....202  
Madre Hill ..... Cleveland Browns..... RB .....7 .....207  
Ryan Hale ..... New York Giants..... DT .....7 .....225

### 1998

David Sanders ..... Oakland..... DE .....7 .....235

### 1997

Anthony Hicks ..... Green Bay..... LB ..... 5 .....160

### 1996

Steve Conley ..... Pittsburgh..... LB .....3 .....72  
Junior Soli ..... San Diego..... DT ..... 5 .....155

### 1994

Henry Ford ..... Houston..... DT ..... 1 .....26  
Isaac Davis ..... San Diego..... G .....2 .....43

### 1993

Raylee Johnson ..... San Diego..... DE ..... 4 .....95





## PRO HOGS IN THE NFL DRAFT



Selected with the fourth overall pick in the 2008 NFL Draft by the Oakland Raiders, **DARREN McFADDEN** joined Dan Hampton as the highest choice in program history in the draft's modern era (1970-present).

### 1991

Derek Russell..... Denver.... WR .... 4 .....89

### 1990

Barry Foster..... Pittsburgh....RB .... 5 .... 128  
James Rouse..... Chicago Bears....RB .... 8 .... 200  
Elbert Crawford..... Los Angeles Rams..... G .... 8 .... 216  
Anthony Cooney..... Chicago Bears....DB .... 12 .... 310

### 1989

Wayne Martin.....New Orleans....DE .... 1 .....19  
Steve Atwater..... Denver....DB .... 1 .....20  
Fred Childress..... Cincinnati..... G .... 2 .....55  
Kerry Owens..... Cincinnati.... LB .... 4 .....89  
Richard Brothers..... Chicago Bears....DB .... 7 .... 189  
Kendall Trainor..... Phoenix..... K .... 9 .... 234  
LaSalle Harper..... Chicago Bears.... LB .... 9 .... 243

### 1987

Greg Horne..... Cincinnati..... P .... 5 .... 139  
Theo Young..... Pittsburgh.... TE .... 12 .... 317

### 1986

Greg Lasker..... New York Giants....DB .... 2 .....53  
Ravin Caldwell..... Washington.... LB .... 5 .... 113  
Bobby Edmonds Jr. .... Seattle.... WR .... 5 .... 126  
Nick Miller..... Cleveland Browns.... LB .... 5 .... 127  
Kevin Wyatt..... Miami....DB .... 5 .... 136

### 1984

Ron Faurot..... New York Jets....DE .... 1 .....15  
Keith Kidd..... Minnesota.... WR .... 9 .... 235

### 1983

Billy Ray Smith Jr. .... San Diego.... LB .... 1 ..... 5  
Gary Anderson..... San Diego....RB .... 1 .....20  
Steve Korte.....New Orleans..... C .... 2 .....38  
Danny Walters..... San Diego....DB .... 4 .....95

### 1982

Jeff Goff..... Washington.... LB .... 12 .... 322

### 1981

Steve Cox..... Cleveland Browns..... P .... 5 .... 134  
Bobby Duckworth..... San Diego.... WR .... 6 .... 162  
Kevin Evans.....New Orleans....DB .... 8 .... 215  
Hugh Jernigan..... Detroit....DB .... 9 .... 238  
Trent Bryant..... Baltimore Colts....DB .... 10 .... 259

### 1980

Tom Ginn..... Detroit..... C .... 5 .... 120  
Mike Massey..... Oakland.... LB .... 11 .... 291  
Roland Sales..... Cleveland Browns....RB .... 11 .... 294  
Kevin Scanlon..... Los Angeles Rams....QB .... 12 .... 332

### 1979

Dan Hampton..... Chicago Bears....DT .... 1 ..... 4  
Jerry Eckwood..... Tampa Bay....RB .... 3 ..... 60  
Vaughn Lusby..... Cincinnati....DB .... 4 ..... 91  
Ben Cowins..... Philadelphia....RB .... 4 ..... 94  
Michael Forrest..... Kansas City....RB .... 12 .... 305

### 1978

Steve Little..... St. Louis Cardinals..... K .... 1 .....15  
Leotis Harris..... Green Bay..... G .... 6 .... 144

### 1977

R. C. Thielemann.....Atlanta..... G .... 2 .....36  
Greg Koch..... Green Bay.....T .... 2 .....39  
Gerald Skinner..... New England.....T .... 4 ....109  
Dennis Winston..... Pittsburgh.... LB .... 5 ....132  
Curtis Townsend..... San Diego.... LB .... 10 .... 265

### 1976

Ike Forte..... New England....RB .... 2 .....35  
Mike Kirkland..... Baltimore Colts....QB .... 5 ....143  
Scott Bull..... San Francisco....QB .... 6 ....177  
Richard LaFargue..... Philadelphia..... C .... 8 .... 216  
Rolland Fuchs..... Pittsburgh....RB .... 11 .... 319

### 1975

Rollen Smith..... Cincinnati....DB .... 6 .... 145  
Floyd Hogan..... Cleveland Browns....DB .... 9 .... 215  
Marsh White..... New York Giants....RB .... 12 ....287  
Brisen Manor..... New York Jets....DT .... 15 .... 380

### 1974

Danny Rhodes..... Baltimore Colts.... LB .... 6 .... 140  
Jack Ettinger..... Chicago Bears.... WR .... 7 ....160  
Dickey Morton..... Pittsburgh....RB .... 11 .... 283

### 1973

Joe Ferguson..... Buffalo....QB .... 3 .....57  
Dave Reavis..... Pittsburgh....DE .... 5 .... 106  
Tom Reed.....Atlanta..... G .... 8 .... 195  
Mike Reppond..... Buffalo.... WR .... 9 .... 215  
Don Wunderly..... Pittsburgh....DT .... 10 .... 258  
Mike Griffin..... Chicago Bears..... G .... 12 .... 291  
Jim Hodge.....Atlanta.... WR .... 17 .... 428

### 1972

Bill McClard..... San Diego..... K .... 3 .....61  
Tom Mabry..... New York Giants.....T .... 8 ....184  
Mike Kelson.....New England.....T .... 9 .... 220  
Ronnie Jones..... St. Louis Cardinals.... LB .... 11 .... 265

### 1971

Jerry Moore..... Chicago Bears....DB .... 4 .....89  
Chuck Dicus..... San Diego.... WR .... 7 ....169  
Bill Burnett..... Baltimore Colts....RB .... 9 .... 234  
Bruce James..... Philadelphia.... LB .... 16 .... 395  
Pat Morrison..... Buffalo.... TE .... 17 .... 419

### 1970

Terry Stewart..... New York Jets....DB .... 6 .... 150  
Jerry Dossey..... Dallas..... G .... 8 .... 205  
Bruce Maxwell..... Detroit....RB .... 10 ....253  
Bob Stankovich..... Kansas City..... G .... 10 .... 260  
Rodney Brand..... New York Giants..... C .... 14 .... 350  
Cliff Powell..... St. Louis Cardinals.... LB .... 17 .... 423

### 1969

Jim Barnes.....Minnesota..... G .... 5 .... 121  
Webster Hubbell..... Chicago Bears..... G .... 8 .... 197  
Gary Adams..... Philadelphia....DB .... 12 .... 288





## PRO HOGS IN THE NFL DRAFT

### 1968

Ernie Ruple..... Pittsburgh..... T .....2 .....36  
Ronnie South..... New Orleans..... QB .....5 .....115

### 1967

Loyd Phillips ..... Chicago Bears..... DE .....1 .....10  
Harry Jones ..... Philadelphia..... RB .....1 .....19  
Martine Bercher ..... Atlanta..... DB .....6 .....151

### 1966

James Lindsey ..... Minnesota..... RB .....2 .....27  
Dick Cunningham ..... Detroit..... T .....9 .....136  
Mike Bender ..... Atlanta..... G .....10 .....141  
Bobby Burnett ..... Chicago Bears..... RB .....10 .....152  
Jim Williams ..... Minnesota..... DE .....16 .....237  
Bobby Crockett ..... New York Giants..... WR .....19 .....282

### 1965

Glen Ray Hines ..... St. Louis Cardinals..... T .....6 .....82  
Ronnie Caveness ..... Los Angeles Rams..... LB .....9 .....121

### 1964

Wes Bryant ..... Minnesota..... T .....7 .....90  
Jerry Lamb ..... St. Louis Cardinals..... E .....7 .....93  
Gordon Quest ..... Washington..... QB .....20 .....270

### 1963

Danny Brabham ..... St. Louis Cardinals..... LB .....3 .....30  
Billy Moody ..... Los Angeles Rams..... HB .....12 .....155  
Dave Adams ..... Washington..... G .....16 .....218  
Bill Clay ..... St. Louis Cardinals..... E .....20 .....269

### 1962

Lance Alworth ..... San Francisco..... WR .....1 .....8  
John Childress ..... Washington..... G .....10 .....127  
George McKinney ..... Philadelphia..... B .....13 .....180  
Jerry Mazzanti ..... Philadelphia..... DE .....16 .....223

### 1961

Paul Dudley ..... Green Bay..... B .....4 .....54  
Jim Collier ..... New York Giants..... TE .....7 .....95

### 1959

Charley Sample ..... Green Bay..... B .....20 .....229  
Donnie Stone ..... Chicago Bears..... HB .....21 .....249

### 1958

Don Christian ..... San Francisco..... B .....21 .....251

### 1957

Billy Ray Smith Sr. .... Los Angeles Rams..... DT .....3 .....26  
George Walker ..... Cleveland Browns..... B .....3 .....28  
Ronnie Underwood ..... Baltimore Colts..... B .....5 .....54

### 1956

Preston Carpenter ..... Cleveland Browns..... E .....1 .....13  
Henry Moore ..... New York Giants..... DB .....2 .....19  
Buddy Benson ..... Pittsburgh..... B .....27 .....316  
Gerry Nesbitt ..... New York Giants..... B .....27 .....321

Bill Fuller ..... New York Giants..... T .....28 .....333

### 1955

Bud Brooks ..... Detroit..... G .....5 .....13  
A. J. Baker ..... Washington..... B .....27 .....316

### 1954

Lamar McHan ..... Chicago Cardinals..... QB .....1 .....2  
Floyd Sagely ..... San Francisco..... DB .....6 .....71  
Tom Garlington ..... Chicago Bears..... T .....8 .....90  
Sammy Dumas ..... Chicago Cardinals..... G .....14 .....158  
Jack Troxell ..... Chicago Cardinals..... B .....17 .....194  
Buster Graves ..... Detroit..... T .....19 .....229

### 1953

Lew Carpenter ..... Detroit..... HB .....8 .....97  
John Cole ..... Baltimore Colts..... B .....10 .....110  
Buddy Sutton ..... Baltimore Colts..... B .....15 .....170

### 1952

Bob Griffin ..... Los Angeles..... LB .....2 .....25  
Pat Summerall ..... Detroit..... E .....4 .....45  
Dave Hanner ..... Green Bay..... DT .....5 .....52  
Fred Williams ..... Chicago Bears..... DT .....5 .....56  
Billy Jurney ..... Chicago Bears..... E .....8 .....92  
Bill Ward ..... New York Yanks..... G .....13 .....146  
Frank Fischel ..... Chicago Cardinals..... E .....20 .....232

### 1951

Jack Richards ..... Philadelphia..... E .....8 .....93  
Louis Schaufele ..... Philadelphia..... B .....10 .....116  
Buddy Brown ..... Washington..... G .....26 .....221  
Buddy Rogers ..... Chicago Bears..... B .....26 .....312  
Fred Williams ..... Cleveland Browns..... DT .....26 .....315  
Marv Stendel ..... Philadelphia..... E .....28 .....332  
Leon Campbell ..... Chicago Bears..... FB .....28 .....336

### 1950

Leon Campbell ..... Baltimore Colts..... FB .....2 .....15  
Bill Bass ..... Baltimore Colts..... B .....9 .....106  
John Lunney ..... Los Angeles Rams..... G .....12 .....155  
Billy Hix ..... Philadelphia..... E .....14 .....183  
Alvin Duke ..... Washington..... B .....18 .....227  
Geno Mazzanti ..... Baltimore Colts..... HB .....26 .....327

### 1949

John Hoffman ..... Chicago Bears..... HB .....5 .....49  
Ross Pritchard ..... Washington..... B .....17 .....168  
Ed Hamilton ..... Los Angeles Rams..... E .....22 .....217  
Frank Lambright ..... Green Bay..... G .....25 .....243

### 1948

Clyde Scott ..... Philadelphia..... HB .....1 .....8  
Jim Minor ..... Detroit..... T .....4 .....25  
Don Richards ..... Green Bay..... T .....5 .....27  
Aubrey Fowler ..... Philadelphia..... HB .....18 .....162  
Floyd Thomas ..... Green Bay..... C .....20 .....181  
Theron Roberts ..... New York Giants..... G .....23 .....206

### 1947

Alton Baldwin ..... Boston Yanks..... E .....4 .....25  
Earl Wheeler ..... Washington..... C .....15 .....128  
Herm Lubker ..... Green Bay..... E .....26 .....241

### 1946

Mike Schumchyk ..... Los Angeles..... E .....9 .....80  
Alton Baldwin ..... Chicago Cardinals..... E .....29 .....271

### 1945

Leon Pense ..... Pittsburgh..... DB .....9 .....79  
Lamar Dingler ..... Green Bay..... E .....9 .....87  
Ben Jones ..... Boston Yanks..... E .....11 .....102  
Jim Young ..... New York Giants..... T .....11 .....108  
Bob Boozer ..... New York Giants..... T .....13 .....130  
Marv Lindsey ..... Green Bay..... B .....14 .....142  
Charley Lively ..... Brooklyn..... T .....20 .....199  
Ray Pipkin ..... New York Giants..... B .....29 .....306

### 1944

Virgil Johnson ..... Green Bay..... E .....11 .....104  
David Jones ..... Cleveland Rams..... B .....22 .....229  
Paul Paladino ..... Green Bay..... G .....29 .....302

### 1943

Bob Forte ..... Green Bay..... B .....11 .....98  
Jay Lawhorn ..... Philadelphia..... T .....23 .....212  
Harry Wynne ..... Pittsburgh..... E .....24 .....227  
Bob Green ..... Brooklyn..... T .....27 .....254

### 1942

Firman Bynum ..... Detroit..... T .....16 .....145  
R. C. Pitts ..... Brooklyn..... E .....17 .....157

### 1941

Red Hickey ..... Philadelphia..... E .....6 .....98  
Milt Simington ..... Cleveland Rams..... G .....9 .....74  
Maurice Britt ..... Detroit..... E .....13 .....115  
Johnny Frieberger ..... Green Bay..... E .....15 .....133

### 1940

Kay Eakin ..... Pittsburgh..... HB .....1 .....3  
Saul Singer ..... Philadelphia..... T .....6 .....43  
Wilfred Thorpe ..... Cleveland Rams..... G .....9 .....75  
Bolo Perdue ..... Washington..... DE .....16 .....148

### 1939

Lloyd Woodell ..... New York Giants..... C .....7 .....60

### 1938

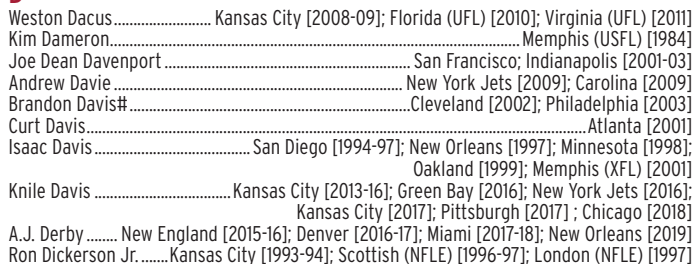
Jack Robbins ..... Chicago Cardinals..... HB .....1 .....5  
Jim Benton ..... Cleveland Rams..... E .....2 .....11  
Ray Hamilton ..... Cleveland Rams..... E .....6 .....41  
Dwight Sloan ..... Chicago Cardinals..... B .....10 .....85





## PRO HOGS IN THE NFL

Ron Calcagni.....	Montreal (CFL) [1979]; Ottawa (CFL) [1980-81]
Ravin Caldwell.....	Washington [1987-92]
Leon Campbell.....	Baltimore [1950]; Chicago [1952-54]; Pittsburgh [1955]
Low Carpenter.....	Detroit [1953-55]; Cleveland [1957-58]; Green Bay [1959-63]
Preston Carpenter*.....	Cleveland [1956-59]; Pittsburgh [1960-63]; Washington [1964-66]; Minnesota [1966]; Miami [1967]
Ahmad Carroll*.....	Green Bay [2004-05]; Jacksonville [2006]; Orlando (AFL) [2008]; New York Jets [2008-09]; Virginia (UFL) [2011]; Orlando (UFL) [2012]; Orlando (AFL) [2012]; Arizona (AFL) [2012]; Toronto (CFL) [2012]
Albert Casey.....	St. Louis Browns
Daryl Cato.....	Miami (AAFC) [1946]
Ronnie Caveness.....	Kansas City [1965]; Houston [1966-68]







**G**

Rohan Gaines .....	Los Angeles Rams [2016]
Nate Garner .....	New York Jets [2008]; Miami Dolphins [2008-14]
Randy Garner .....	Atlanta [2001]; Jacksonville [2002]; Rhein Fire(NFL) [2004]; Denver Broncos [2004]

J  
Bijhon Jackson ..... Los Angeles Chargers [2018]  
Eddie Jackson....Carolina [2004]; Miami [2005-06]; New England [2007]; Washington [2008]  
Keith Jackson..... St. Louis [2007]; San Diego [2008]  
Jerry Jacobs ..... Detroit [2021-pres.]  
Charles Jamerson.....Hartford [1926]





## PRO HOGS IN THE NFL

Michael James.....Dallas  
Cameron Jefferson.....Chicago [2015]; Denver [2015-16]; Buffalo [2017];  
Washington [2017-18]; Saskatchewan (CFL) [2019-21]  
Michael Jenkins.....Toronto (CFL) [2000-01]; Houston [2002];  
Montreal (CFL) [2005]; Edmonton (CFL) [2005]  
Dennis Johnson.....Houston [2013]; Cleveland [2013]; Brooklyn Bolts (FXFL) [2014]  
Ray Lee Johnson.....San Diego [1993-03]; Denver [2004]  
Felix Jones\*.....Dallas [2008-12]; Philadelphia [2013]; Pittsburgh [2013]  
Harry Jones\*.....Philadelphia [1967-70]  
J.J. Jones.....Dallas [2001]; New Orleans [2002-03]; Scottish (NFL) [2004]  
Matt Jones\*.....Jacksonville [2005-08]; Cincinnati [2010]

### K

Allen Keen.....Philadelphia [1937-38]  
Randy Kelly.....Kansas City [2007]  
Xavier Kelly.....Baltimore [2021]  
Kenoy Kennedy.....Denver [2000-04]; Detroit [2005-07]  
Carl Kidd.....Oakland [1995-96]; British Columbia (CFL) [2000-06]; Minnesota [2001]  
Keith Kidd.....Minnesota [1987]  
Denver Kirkland.....Oakland [2016-18]; Arizona [2018]  
Mike Kirkland.....Baltimore Colts [1976-78]  
Steve Korte.....New Orleans [1983-89]  
Greg Koch.....Green Bay [1977-85]; Miami [1986-87]; Minnesota [1987]

### L

Bo Lacy.....Pittsburgh [2004]; Cleveland [2004]; Chicago [2004];  
Indianapolis [2005]; Atlanta [2006]  
Jerry Lamb.....Kansas City [1964]  
Sacha Lancaster.....Los Angeles (AFL) [2002]; Arkansas (AF2) [2003];  
New Orleans (AFL) [2004]; Detroit (AFL) [2004]; Hamburg (NFL) [2005];  
Rhein (NFL) [2006]; British Columbia (CFL) [2007];  
Hamilton (CFL) [2008]; Jacksonville (NAL) [2011]  
Greg Lasker.....New York Giants [1986-88]; Phoenix [1988]; Chicago [1988]  
Homer Ledbetter.....Staten Island [1932]; Chicago Cardinals [1932-33]  
Jeremiah Ledbetter.....Detroit [2017]; Baltimore [2019]; Tampa Bay [2018; 19-20];  
Jacksonville [2021]  
Josh Liddell.....Tampa Bay [2018]  
Jim Lindsey.....Minnesota [1966-72]  
Steve Little\*.....St. Louis [1978-80]  
Mitchell Loewen.....New Orleans [2016-18]; Detroit [2018]; New Orleans [2019]  
DeMarcus Love.....Minnesota [2011-13]; Jacksonville [2013]; New York Giants [2014];  
New Orleans [2014]; Denver [2014]; Atlanta [2015]  
Jamar Love.....New England [2009]; Dallas [2009]; Tampa Bay [2009]; Tennessee [2009];  
Saskatchewan (CFL) [2011]; Tampa Bay (AFL) [2012];  
Cleveland (AFL) [2013]; Nebraska (IFL) [2013-15, 17]  
Anthony Lucas.....Green Bay; Dallas  
Jonathan Luigs.....Cincinnati [2009]  
Kenneth Lunday.....New York Giants [1937-41, 46-47]  
Vaughn Lusby.....Cincinnati [1979]; Chicago [1980]

### M

Isaac Madison.....Dallas [2012]; Detroit [2012]  
Ryan Mallett.....New England [2011-14]; Houston [2014-15]; Baltimore [2015-17]  
Brisen Manor.....Denver [1977-84]; Tampa Bay [1984]  
Fred Marshall.....Calgary (CFL)  
Jonathan Marshall.....New York Jets [2021-pres.]  
Wayne Martin\*.....New Orleans [1989-2000]  
Darryl Mason.....Birmingham (USFL) [1983-85]  
Geno Mazzanti.....New York Yanks [1950]  
Jerry Mazzanti.....Philadelphia [1963]; Detroit [1966]; Pittsburgh [1967]  
Bruce Maxwell.....Detroit [1970]  
Darren McFadden\*.....Oakland [2008-14]; Dallas [2015-17]  
Bill McClard.....San Diego [1972]; New Orleans [1973-75]  
Lamar McHan\*.....Chicago Cardinals [1954-58]; Green Bay [1959-60];  
Baltimore Colts [1961-63]; San Francisco [1963]; Toronto (CFL) [1965]  
J.J. Meadors.....Edmonton (CFL)  
Peter Merloni.....Boston Braves  
Caleb Miller.....Cincinnati [2004-07]  
Nick Miller.....Cleveland [1987]  
Tevin Mitchel.....Washington [2015]; Indianapolis [2015-17]; Oakland [2017-18];  
Hamilton (CFL) [2019]; Saskatchewan (CFL) [2020]  
Braylon Mitchell.....Oakland [2015]  
Verl Mitchell.....Atlanta  
Marcus Monk.....Chicago [2008]; New York Giants [2008]; Carolina [2009]  
Charles Moore.....Washington [1962]  
Henry Moore.....New York Giants [1956]; Baltimore Colts [1957]  
Jerry Moore.....Chicago [1971-72]; New Orleans [1973-74]  
Jim Mooty.....Dallas [1960]  
Drew Morgan.....Miami [2017-18]; Memphis (AAF) [2019]  
Alex Mortensen.....Tennessee [2009]



Arguably the greatest tackle in Philadelphia Eagles history, **JASON PETERS** made nine Pro Bowl appearances and earned six All-Pro selections in his 19 NFL seasons.

Dickey Morton.....Pittsburgh [1974]; Toronto (CFL) [1975]  
Lock Morton.....Newark  
Tom Murphy.....Chicago Cardinals [1934]  
Wes Murphy.....Kansas City [2007]

### N

Jerico Nelson.....New Orleans [2012]; Texas (CIF) [2016-17]  
Gerald Nesbitt.....Ottawa (CFL) [1958-61]

### O

Cheyenne O'Grady.....Tampa Bay (USFL) [2021]  
Sam Olajubutu.....Tampa Bay [2007]; Saskatchewan (CFL) [2008]  
Tony Ollison.....Indianapolis [1990]; San Antonio (USFL) [1990]  
Kerry Owens.....Cincinnati [1989]; Cleveland [1989]; Ohio (WLAF) [1992]

### P

Zac Painter.....Dallas  
Stephen Parker.....Miami [2007]  
Leon Pense.....Pittsburgh [1945]  
Jason Peters.....Buffalo [2004-08]; Philadelphia [2009-20]; Chicago [2021]; Dallas [2022]  
Mitch Petrus.....New York Giants [2010-12]; New England [2012]; Tennessee [2012]  
Jermaine Petty.....Cincinnati [2002]; Green Bay [2003]  
Lloyd Phillips\*.....Chicago [1967-69]; New Orleans  
Darius Philon.....San Diego/Los Angeles Chargers [2015-19]; Arizona [2019]; Las Vegas [2021]  
Joyce Pipkin.....New York Giants [1948]; Los Angeles (AAFC) [1949]  
Ryan Pulley.....Arizona [2019]; Carolina [2019]

### R

Frank Ragnow\*.....Detroit [2018-pres.]  
Santos Ramirez.....New York Jets [2019]; Seattle (XFL) [2020]  
Randy Ramsey.....Green Bay Packers [2019-pres.]  
David Reavis.....Pittsburgh [1974-75]; Tampa Bay [1976-83]  
Mike Reppond.....Chicago [1973]; Chicago (WFL) [1974]; British Columbia (CFL)  
Lawrence Richardson.....Buffalo [2004]; Hamburg (NFL) [2005]  
Matterral Richardson.....Washington [2008]; Houston [2008] New York (UFL) [2009];  
Cleveland [2009]; Toronto (CFL) [2011]  
Danny Rhodes.....Baltimore Colts [1974]; Saskatchewan (CFL) [1975]  
John Ridgeway.....Dallas [2022]; Washington [2022-pres.]  
Jack Robbins\*.....Chicago Cardinals [1938-39]  
Kyle Roper.....Baltimore [2006]  
James Rouse.....Chicago [1990-91]  
Coy Ernest Ruple.....Pittsburgh [1968-69]  
Derek Russell.....Denver [1991-94]; Houston/Tennessee [1995-97]





## PRO HOGS IN THE NFL



**DEATRICH WISE JR.** had 5.0 sacks during the regular season and 2.0 in the playoffs as a rookie in 2017.

### S

Floyd Sagely	San Francisco [1954-56]; Chicago Cardinals [1957]
Roland Sales	Toronto (CFL); Montreal (CFL) [1980]
Howard Sampson	Green Bay [1978-79]
David Sanders	Oakland [1998]; Amsterdam (NFL) [1999-2000]; San Francisco (XFL)
Kenny Sandlin	Carolina [2002]; Minnesota [2003]; Scottish (NFL) [2003]
Kevin Scanlon	Los Angeles Rams [1980]; Hamilton (CFL) [1980]
Clyde Scott*	Philadelphia [1949-52]; Detroit [1952]
Earl Scott	Tampa Bay (AFL) [1997]; Amsterdam (WFL) [1997]; Amsterdam (NFL) [1998-2000]; San Jose (AFL) [1998]; Toronto (CFL) [2001]; Memphis (XFL) [2001]
Malcolm Sheppard	Houston [2010]; Tennessee [2010-11]; San Jose (AFL) [2013]
Milt Simington	Cleveland [1941]; Pittsburgh [1942]
Desmond Sims	New Orleans [2007]
Gerald Skinner	Green Bay [1978]
Dan Skipper	Dallas [2017]; Detroit [2017-18; 2019-pres.]; Denver [2018-19]; New England [2019]; Houston [2019]
Dwight Sloan	Chicago Cardinals [1938]; Detroit [1939-40]
Kiero Small	Seattle [2014]; Cleveland [2014]; Baltimore [2014-15]
Billy Ray Smith Sr.	Los Angeles Rams [1957]; Pittsburgh [1958-60]; Baltimore Colts [1961, 63-70]
Billy Ray Smith Jr.*	San Diego [1983-92]
Chris Smith	Jacksonville [2014-16]; Cincinnati [2017-18]; Cleveland [2018-19]; Carolina [2020]; Las Vegas [2020]; Houston [2021]
Emanuel Smith	Jacksonville [2000]
Mark Smith	Kansas City [1997]
Richard Smith	Kansas City [2004-05]; Washington [2006]; Hamburg (NFL) [2006]; Edmonton (CFL) [2007]
Rollen Smith	St. Louis [1975]
TJ Smith	Los Angeles Chargers [2020]; Minnesota Vikings [2021-pres.]
Michael Snowden	Tennessee [2001]
Junior Soli	San Diego [1996]
Ryan Sorahan	New Orleans [2004]
Ronny South	New Orleans [1968]
Martrell Spaight	Washington [2015-18]; Miami [2018]; Jacksonville [2018-19]; Kansas City [2019]
Ray Spillers	Philadelphia [1937]; Wilmington (AA) [1938]
Jeremy Sprinkle	Washington [2017-21]; Dallas [2021]
Bob Stankovitch	Kansas City [1970]

George Stewart	Kansas City
Clint Stoerner	Dallas [2000-02]; Scottish (NFL) [2001]; Miami [2004]; Amsterdam (NFL) [2004]; Dallas (AFL) [2005]; Nashville (AFL) [2006-07]; Philadelphia (AFL) [2007]; Alabama (AFL) [2010]
Donnie Stone	Calgary (CFL) [1959-61]; Denver [1961-64]; Buffalo [1965]; Houston [1966]
Pat Summerall	Detroit [1952]; Chicago Cardinals [1953-57]; New York Giants [1958-61]
Buddy Sutton	Baltimore
Travis Swanson	Detroit [2014-18]; New York Jets [2018]; Miami [2018]

### T

Fred Talley	Atlanta [2003]; Edmonton (CFL) [2004]; Montreal (CFL) [2005]; Atlanta [2006]
Brad Taylor	Edmonton (CFL) [1985-86]; Ottawa (CFL) [1987]
R.C. Thieleman	Atlanta [1977-84]; Washington [1985-88]
Mick Thomas	Atlanta
Robert Thomas	Washington [2014-15]; Seattle [2015]; New England [2015]; Miami [2015]; Carolina [2016]; New York Giants [2016-18]; Buffalo [2018]
Tramain Thomas	Tampa Bay [2012]; Iowa (AFL) [2014]
Wilfred Thorpe	Cleveland [1941-42]
Henre' Toliver	Indianapolis [2018]; Salt Lake (AAF) [2019]; New York Giants [2019]
Curtis Townsend	San Diego [1977]; St. Louis [1978]
Kendall Trainor	Phoenix [1989]; Sacramento (WFL) [1991]; New York/New Jersey (WFL) [1991-92]
Sebastian Tretola	Tennessee [2016]; Houston (XFL) [2020]
Zac Tubbs	Buffalo [2007]; Sioux Falls (IFL) [2009-10]; Allen (CIF) [2012]

### U

Tony Ugoh	Indianapolis [2007-09]; Detroit [2010]; Indianapolis [2011]; New York Giants [2011]; Kansas City [2012]
Ronnie Underwood	Chicago; Baltimore [1957]

### V

Jose Valdez	Atlanta [2009-11]; St. Louis [2012]; Virginia (UFL) [2012]; Saskatchewan (CFL) [2013]
Clyde Van Sickle	Frankfort [1930]; Green Bay [1932-33]
Vickiel Vaughn	San Francisco [2006]; Washington [2007]; Berlin (NFL) [2007]; Denver [2008]
Darius Vinnett	St. Louis [2007-08]; Florida (UFL) [2009-10]; Virginia (UFL) [2011-12]

### W

Jimmy Walker	Edmonton (CFL) [1979]; Ottawa [1980-81]; Birmingham (USFL) [1983-84]; Memphis (USFL) [1984]; Minnesota [1987]
Brian Wallace	Denver [2019]
Gavin Walls	Minnesota [2003]; Scottish (NFL) [2004]; Winnipeg (CFL) [2005-10]; Montreal (CFL) [2010-11]
Danny Walters	San Diego [1983-87]
Charles Washington	Green Bay [1987]
Armon Watts	Minnesota [2019-21]; Chicago Bears [2022]; Pittsburgh Steelers [2023-pres.]
Orlando Watters	Seattle [1994]
Tim Webster	Green Bay [1971]
Marsh White	New York Giants [1975-77]
Bobbie Williams	Philadelphia [2000-03]; Cincinnati [2004-11]; Baltimore [2012]
Boo Williams	New Orleans [2001-05]; New York Giants [2006]; Kansas (AFL) [2007-08]
David Williams	Denver [2018]; Indianapolis [2019]
D.J. Williams	Green Bay [2011-12]; Jacksonville [2013]; New England [2013]; Tampa Bay [2014]; Washington [2015]
Fred Williams	Chicago [1952-63]; Washington [1964-65]
Jonathan Williams	Buffalo [2016-17]; New Orleans [2017-18]; Indianapolis [2018-19]; Detroit [2020]; Washington [2020-pres.]
Patrick Williams	New York Jets
Tre Williams	Michigan (USFL) [2021]
Demetrius Wilson	San Diego [2015]
George Wilson	Detroit [2004]; Buffalo [2005-12]; Tennessee [2013-14]
Tyler Wilson	Oakland [2013]; Tennessee [2013]; Cincinnati [2014]
Ronnie Wingo Jr.	Atlanta [2013]; Buffalo [2013-14]; Atlanta [2014-15]; Hamilton (CFL) [2015-16]
Ben Winkleman	Milwaukee [1922-24]
Bill Winston	New York Jets
Dennis Winston	Pittsburgh [1977-81, 85-86]; New Orleans [1982-85]
Deatrich Wise Jr.	New England [2017-pres.]
Jarius Wright	Minnesota [2012-17]; Carolina [2018-19]
Don Wunderly	Pittsburgh [1973]; British Columbia (CFL) [1974-77]
Kevin Wyatt	Miami [1986]; San Diego [1986]; Kansas City [1987]
Harry Wynne	Boston Yanks [1944]; New York Giants [1945]

### Y

Theo Young	Pittsburgh [1987]
------------	-------------------

\* Drafted first round; # Played basketball at Arkansas  
Years spent with each team not available for all players.





## HOGS IN THE SUPER BOWL

PLAYER	TEAM	SUPER BOWL (OPPONENT)
Brandon Allen, QB^	Los Angeles	LIII (New England)
	Cincinnati	LVI (Los Angeles Rams)
Lance Alworth, WR	Dallas	VI (Miami)
Steve Atwater, S	Denver	XXIV (San Francisco)
		XXXII (Green Bay)
		XXXIII (Atlanta)
Alvin Bailey, OT	Seattle	XLVIII (Denver)
		XLIX (New England)
Jake Bequette, DE^	New England	XLIX (Seattle)
Ravin Caldwell, LB	Washington	XXII (Denver)
		XXVI (Buffalo)
Mike Cherry, QB	New York Giants	XXXV (Baltimore)
Steve Cox, P	Washington	XXII (Denver)
Trey Flowers, DE	New England	LI (Atlanta)
		LII (Philadelphia)
		LIII (Los Angeles)
Henry Ford, DT/DE	Tennessee	XXXIV (St. Louis)
Brett Goode, LS	Green Bay	XLV (Pittsburgh)
Dre Greenlaw	San Francisco	LIV (Kansas City)
Ryan Hale, DT	New York Giants	XXXV (Baltimore)
Dan Hampton, DE	Chicago	XX (New England)
Madre Hill, RB	Oakland	XXXVII (Tampa Bay)
Cody Hollister, WR^	New England	LII (Philadelphia)
		LIII (Los Angeles)
Tavaris Jackson, QB	Seattle	XLVIII (Denver)
Cameron Jefferson, OT^	Denver	50 (Carolina)
Raylee Johnson, DE	San Diego	XXIX (San Francisco)
Greg Lasker, S	New York Giants	XXI (Denver)
Jeremiah Ledbetter, DL	Tampa Bay	LV (Kansas City)
Jim Lindsey, RB	Minnesota	IV (Kansas City)
Ryan Mallett, QB	New England	XLVI (New York Giants)
Brisen Manor, DE	Denver	XII (Dallas)
Jason Peters, OL	Philadelphia	LII (New England)
Mitch Petrus, OG	New York Giants	XLVI (New England)
Dave Reavis, OT	Pittsburgh	IX (Minnesota)
		X (Dallas)
Dan Skipper, OT^	New England	LIII (Los Angeles)
Billy Ray Smith, DT	Baltimore Colts	III (N.Y. Jets)
		V (Dallas)
R.C. Thieleman, OG	Washington	XXII (Denver)

PLAYER	TEAM	SUPER BOWL (OPPONENT)
Tony Ugoh, OT	Indianapolis	XLIV (New Orleans)
	New York Giants	XLVI (New England)
Bobbie Williams, OG	Baltimore	XLVII (San Francisco)
Dennis Winston, LB	Pittsburgh	XIII (Dallas)
		XIV (Los Angeles Rams)
Deatrich Wise Jr., DL	New England	LII (Philadelphia)
		LIII (Los Angeles)

^ Practice squad

COACH	TEAM	SUPER BOWL (OPPONENT)
Raymond Berry*	New England	XX (Chicago)
Don Breaux*	Washington	XVII (Miami)
		XVIII (Los Angeles Raiders)
		XXII (Denver)
		XXVI (Buffalo)
Pete Carroll*	Seattle	XLVIII (Denver)
		XLIX (New England)
Joe Gibbs*	Washington	XVII (Miami)
		XVIII (Los Angeles Raiders)
		XXII (Denver)
		XXVI (Buffalo)
Bill Johnson*	New Orleans	XLIV (Indianapolis)
Jimmy Johnson*	Dallas	XXVII (Buffalo)
		XXVIII (Buffalo)
John Mitchell*	Pittsburgh	XXX (Dallas)
		XL (Seattle)
		XLIII (Arizona)
		XLV (Green Bay)
Pat Ruel*	Seattle	XLVIII (Denver)
		XLIX (New England)
Barry Switzer*	Dallas	XXX (Pittsburgh)
Fred Von Appen*	San Francisco	XIX (Miami)
		XXIII (Cincinnati)
Jeremiah Washburn	Philadelphia	LVII (Kansas City)

\*Coached at Arkansas

OWNER	TEAM	SUPER BOWL (OPPONENT)
Jerry Jones	Dallas	XXVII (Buffalo)
		XXVIII (Buffalo)
		XXX (Pittsburgh)



**TREY FLOWERS** had 2.5 sacks and five total quarterback hits in the New England Patriots' 34-28 Super Bowl LI win over the Atlanta Falcons. He is the 25th former Razorback to win the Super Bowl as a player on an active roster.



**JERRY JONES** (left) and **JIMMY JOHNSON** (right) celebrate with the Lombardi Trophy after the Dallas Cowboys defeated the Buffalo Bills in Super Bowl XXVIII for their second straight Super Bowl victory.





## INDIVIDUAL RUSHING RECORDS

### RUSHING ATTEMPTS

GAME		
1. 45	Madre Hill vs. Auburn (186 yards, 1 TD).....	1995
2. 42	Brandon Holmes vs. LSU (143 yards, 1 TD).....	2000
3. 40	DeCori Birmingham at Kentucky (196 yards, 2 TD).....	2003
4. 38	David Dickey vs. SMU (133 yards, 2 TD).....	1966
5. 36	Cedric Cobbs at Alabama (198 yards, 1 TD).....	2003
36	Dickey Morton at SMU (189 yards, 0 TD).....	1973
7. 35	Michael Smith at Kentucky (192 yards, 1 TD).....	2008
35	Michael Smith at Auburn (176 yards, 1 TD).....	2008
35	Bill Burnett at Baylor (133 yards, 3 TD).....	1969
35	Bill Burnett vs. North Texas (185 yards, 2 TD).....	1968

### SEASON

1. 325	Darren McFadden (1,830 yards, 16 TD).....	2007
2. 307	Madre Hill (1,387 yards, 15 TD).....	1995
3. 284	Darren McFadden (1,647 yards, 14 TD).....	2006
4. 271	Alex Collins (1,577 yards, 20 TD).....	2015
5. 245	Rawleigh Williams III (1,360 yards, 12 TD).....	2016
6. 242	Dickey Morton (1,188 yards, 6 TD).....	1972
7. 232	Bobby Burnett (947 yards, 16 TD).....	1965
8. 227	Cedric Cobbs (1,320 yards, 10 TD).....	2003
9. 226	Dickey Morton (1,298 yards, 5 TD).....	1973
10. 222	Raheim Sanders (1,443 yards, 10 TD).....	2022

### CAREER

1. 785	Darren McFadden (4,590 yards, 41 TD).....	2005-07
2. 665	Alex Collins (3,703 yards, 36 TD).....	2013-15
3. 635	Ben Cowins (3,570 yards, 30 TD).....	1975-78
4. 595	Dickey Morton (3,317 yards, 16 TD).....	1971-73
5. 589	Cedric Cobbs (3,018 yards, 26 TD).....	1999-2003
6. 559	James Rouse (2,887 yards, 38 TD).....	1985-89
7. 541	Madre Hill (2,407 yards, 25 TD).....	1994-98
8. 526	Bill Burnett (2,204 yards, 46 TD).....	1968-70
9. 505	E.D. Jackson (2,061 yards, 9 TD).....	1989-92
10. 498	Fred Talley (2,661 yards, 11 TD).....	1999-2002

### RUSHING YARDS

GAME		
1. 321	Darren McFadden vs. South Carolina (34 rushes, 1 TD).....	2007
2. 271	Dickey Morton at Baylor (28 rushes, 2 TD).....	1973
3. 241	Fred Talley at Auburn (21 rushes, 1 TD).....	2002
4. 236	Leon Campbell vs. North Texas (15 rushes, 2 TD).....	1949
5. 232	Raheim Sanders vs. Ole Miss (24 rushes, 3 TD).....	2022
6. 219	Darren McFadden at South Carolina (25 rushes, 2 TD).....	2006
219	James Rouse vs. New Mexico (19 rushes, 4 TD).....	1987
8. 215	Ike Forte vs. Texas Tech (32 rushes, 2 TD).....	1974
9. 214	Fred Talley vs. Ole Miss (29 rushes, 2 TD).....	2000
10. 212	Alex Collins at Texas Tech (27 rushes, 2 TD).....	2014

### SEASON

1. 1,830	Darren McFadden (325 rushes, 16 TD).....	2007
2. 1,647	Darren McFadden (284 rushes, 14 TD).....	2006
3. 1,577	Alex Collins (271 rushes, 20 TD).....	2015
4. 1,443	Raheim Sanders (222 rushes, 10 TD).....	2022
5. 1,387	Madre Hill (307 rushes, 15 TD).....	1995
6. 1,360	Rawleigh Williams III (245 rushes, 12 TD).....	2016
7. 1,322	Knile Davis (204 rushes, 13 TD).....	2010
8. 1,320	Cedric Cobbs (227 rushes, 10 TD).....	2003
9. 1,298	Dickey Morton (226 rushes, 5 TD).....	1973
10. 1,192	Ben Cowins (220 rushes, 14 TD).....	1977

### CAREER

1. 4,590	Darren McFadden (785 rushes, 41 TD).....	2005-07
2. 3,703	Alex Collins (665 rushes, 36 TD).....	2013-15
3. 3,570	Ben Cowins (635 rushes, 30 TD).....	1975-78
4. 3,317	Dickey Morton (595 rushes, 16 TD).....	1971-73
5. 3,018	Cedric Cobbs (589 rushes, 26 TD).....	1999-2003
6. 2,956	Felix Jones (386 rushes, 20 TD).....	2005-07
7. 2,887	James Rouse (559 rushes, 38 TD).....	1985-89
8. 2,661	Fred Talley (498 rushes, 11 TD).....	1999-2002
9. 2,535	Matt Jones (382 rushes, 24 TD).....	2001-04
10. 2,407	Madre Hill (541 rushes, 25 TD).....	1994-98

### YARDS PER RUSH

SEASON (MIN. 99 RUSHES)		
1. 8.74	Felix Jones (133 rushes, 1,156 yards).....	2007
2. 7.62	Jerry Eckwood (104 rushes, 792 yards).....	1975
3. 7.58	Felix Jones (154 rushes, 1,168 yards).....	2006
4. 6.54	Dickey Morton (127 rushes, 831 yards).....	1971
5. 6.50	Raheim Sanders (222 rushes, 1,443 yards).....	2022
6. 6.48	Knile Davis (204 rushes, 1,322 yards).....	2010
7. 6.34	Ben Cowins (183 rushes, 1,162 yards).....	1976
8. 6.32	Dennis Johnson (106 rushes, 670 yards).....	2011
6.32	Darren McFadden (176 rushes, 1,113 yards).....	2005
6.32	Felix Jones (99 rushes, 626 yards).....	2005

### CAREER

1. 7.66	Felix Jones (386 rushes, 2,956 yards).....	2005-07
2. 6.64	Matt Jones (382 rushes, 2,535 yards).....	2001-04
3. 5.98	Dennis Johnson (345 rushes, 2,036 yards).....	2008-12
4. 5.85	Michael Smith (359 rushes, 2,103 yards).....	2006-09
5.85	Darren McFadden (785 rushes, 4,590 yards).....	2005-07
6. 5.72	Jonathan Williams (406 rushes, 2,321 yards).....	2012-15
7. 5.62	Ben Cowins (635 rushes, 3,570 yards).....	1975-78
8. 5.59	Rakeem Boyd (389 rushes, 2,176 yards).....	2018-20
9. 5.57	Alex Collins (665 rushes, 3,703 yards).....	2013-15
5.57	Jerry Eckwood (340 rushes, 1,895 yards).....	1974-76, 78

### RUSHING TOUCHDOWNS

GAME		
1. 6	Madre Hill vs. South Carolina.....	1995
2. 5	Alex Collins vs. UT Martin.....	2015
5	Jessie Clark vs. Baylor.....	1981
5	Gene Davidson vs. Oklahoma Mines.....	1916
5	Gene Davidson vs. Hendrix.....	1915

### SEASON


1. 20	Alex Collins.....	2015
2. 19	Bill Burnett.....	1969
3. 17	James Rouse.....	1987
4. 16	Darren McFadden.....	2007
16	Bobby Burnett.....	1965
6. 15	Madre Hill.....	1995
15	Bill Burnett.....	1968
8. 14	Darren McFadden.....	2006
14	Ben Cowins.....	1977
14	Billy Moore.....	1962

### CAREER

1. 46	Bill Burnett.....	1968-70
2. 41	Darren McFadden.....	2005-07
3. 38	James Rouse.....	1985-89
4. 36	Alex Collins.....	2013-15
5. 30	Ben Cowins.....	1975-78
6. 26	Cedric Cobbs.....	1999-2003
7. 25	Madre Hill.....	1994-98
25	David Dickey.....	1966-68
9. 24	Matt Jones.....	2001-04
24	Chrys Chukwuma.....	1996-99

### 100-YARD RUSHING GAMES

SEASON		
1. 10	Alex Collins.....	2015
10	Darren McFadden.....	2007
3. 7	Raheim Sanders.....	2022
7	Rawleigh Williams III.....	2016
7	Darren McFadden.....	2006
7	Cedric Cobbs.....	2003
7. 6	Knile Davis.....	2010
6	Felix Jones.....	2007
6	Madre Hill.....	1995
6	Ben Cowins.....	1977
6	Dickey Morton.....	1973
6	Dickey Morton.....	1972



**ALEX COLLINS** broke Arkansas' single-season record for rushing touchdowns (20) in 2015, while equaling Darren McFadden's program records for 100-yard games (10) and 100-yard games in SEC action (6).

### CAREER

1. 22	Darren McFadden.....	2005-07
2. 17	Alex Collins.....	2013-15
3. 16	Ben Cowins.....	1975-78
4. 15	Dickey Morton.....	1971-73
5. 13	Felix Jones.....	2005-07
6. 11	Cedric Cobbs.....	1999-2003
11	Fred Talley.....	1999-2002
8. 9	Jonathan Williams.....	2012-15
9	Oscar Malone.....	1992-94, 96
9	Bill Burnett.....	1968-70
11. 8	Raheim Sanders.....	2021-pres.
8	Rakeem Boyd.....	2018-20
8	Rawleigh Williams III.....	2015-16
8	Matt Jones.....	2001-04
8	Madre Hill.....	1994-98
8	James Rouse.....	1985, 87-89
8	Ike Forte.....	1974-75





## 100-YARD RUSHING GAMES (353)

PLAYER	DATE	ATT	YDS	AVG	TD	OPPONENT
Darren McFadden	11/3/07	34	321	9.4	1	South Carolina
Dickey Morton	10/13/73	28	271	9.7	2	Baylor
Fred Talley	10/12/02	21	241	11.5	1	Auburn
Leon Campbell	9/24/49	15	236	15.7	2	North Texas
<b>Raheim Sanders</b>	<b>11/19/22</b>	<b>24</b>	<b>232</b>	<b>9.7</b>	<b>3</b>	<b>Ole Miss</b>
Darren McFadden	11/4/06	25	219	8.8	2	South Carolina
James Rouse	11/28/87	19	219	11.5	4	New Mexico
Ike Forte	11/23/74	32	215	6.7	2	Texas Tech
Fred Talley	11/4/00	29	214	7.4	2	Ole Miss
Alex Collins	9/13/14	27	212	7.9	2	Texas Tech
Darren McFadden	11/23/07	32	206	6.4	3	LSU
Roland Sales	1/1/78	22	205	9.3	2	Oklahoma
Rawleigh Williams III	11/19/16	16	205	12.8	4	Mississippi State
Ben Cowins	9/17/77	21	203	9.7	2	Oklahoma State
Madre Hill	9/30/95	29	200	6.9	2	Vanderbilt
Cedric Cobbs	9/27/03	36	198	5.5	1	Alabama
DeCori Birmingham	11/1/03	40	196	4.9	2	Kentucky
Darren McFadden	9/15/07	33	195	5.9	2	Alabama
Michael Smith	10/18/08	35	192	5.5	1	Kentucky
Darren McFadden	10/22/05	31	190	6.1	2	Georgia
Fred Talley	11/10/01	27	189	7.0	2	Central Florida
Dickey Morton	11/17/73	36	189	5.3	0	SMU
Lamar McHan	11/3/51	26	189	7.3	2	Texas A&M
Knile Davis	11/20/10	30	187	6.2	2	Mississippi State
Darren McFadden	11/5/05	32	187	5.8	0	South Carolina
Madre Hill	10/28/95	45	186	4.1	1	Auburn
Ben Cowins	10/23/76	21	186	8.9	1	Houston
Rakeem Boyd	11/9/19	8	185	23.1	2	Western Kentucky
Alex Collins	1/2/16	23	185	8.0	3	Kansas State
Bill Burnett	10/26/68	35	185	5.3	2	North Texas
Darren McFadden	9/9/06	20	184	9.2	2	Utah State
E.D. Jackson	11/24/90	29	184	6.3	2	SMU
Knile Davis	11/13/10	11	182	16.5	1	UTEP
Darren McFadden	11/24/06	21	182	8.7	2	LSU
Fred Talley	10/19/02	24	182	7.6	0	Kentucky
Darren McFadden	11/11/06	30	181	6.0	2	Tennessee
Ray Parks	10/14/50	21	180	8.6	2	Baylor
Rawleigh Williams III	10/15/16	27	180	6.7	0	Ole Miss
Madre Hill	9/9/95	31	178	5.7	6	South Carolina
Marius Johnson	11/13/93	34	177	5.2	2	Tulsa
Knile Davis	10/23/10	22	176	8.0	3	Ole Miss
Michael Smith	10/11/08	35	176	5.0	1	Auburn
Barry Foster	10/7/89	17	176	10.4	2	TCU
<b>Raheim Sanders</b>	<b>10/15/22</b>	<b>15</b>	<b>175</b>	<b>11.7</b>	<b>2</b>	<b>BYU</b>
Cedric Cobbs	9/16/00	34	174	5.1	2	Boise State
Alex Collins	10/31/15	16	173	10.8	5	UT Martin
Darren McFadden	9/22/07	29	173	6.0	1	Kentucky
Trelon Smith	12/5/20	26	172	6.6	3	Missouri
Alex Collins	9/7/13	24	172	7.2	1	Samford
<b>Raheim Sanders</b>	<b>10/29/22</b>	<b>16</b>	<b>171</b>	<b>10.7</b>	<b>0</b>	<b>Auburn</b>
Alex Collins	9/19/15	28	170	6.1	1	Texas Tech
Cedric Cobbs	11/28/03	21	169	8.0	1	LSU
Darryl Bowles	11/17/79	16	169	10.6	2	Texas A&M
Ken Holland	9/20/47	9	168	18.7	3	Northwestern (La.) State
<b>Raheim Sanders</b>	<b>9/17/22</b>	<b>22</b>	<b>167</b>	<b>7.6</b>	<b>1</b>	<b>Missouri State</b>
E.D. Jackson	9/5/92	29	167	5.8	0	Citadel
Felix Jones	11/3/07	13	166	12.8	3	South Carolina
Chrys Chukwuma	11/27/98	29	166	5.7	2	LSU
Devwah Whaley	9/8/18	26	165	6.3	1	Colorado State
Darren McFadden	11/19/05	21	165	7.9	2	Mississippi State
Geno Mazzanti	11/26/49	23	165	7.2	2	Tulsa
Buddy Sutton	11/22/52	21	164	7.8	1	Tulsa
Ben Cowins	9/18/76	17	163	9.6	0	Oklahoma State
Jerry Eckwood	10/4/75	14	162	11.6	1	TCU
Dennis Johnson	10/27/12	27	161	6.0	1	Ole Miss
Fred Talley	10/28/00	26	161	6.2	1	Auburn
Gary Anderson	12/31/82	26	161	6.2	2	Florida
Ike Forte	9/13/75	26	161	6.2	3	Air Force
Dennis Johnson	10/22/11	15	160	10.7	1	Ole Miss
Mark Calcagni	11/2/85	22	160	7.3	1	Rice
Mike Saint	11/20/71	29	160	5.5	0	Texas Tech
Michael Smith	9/6/08	22	157	7.1	2	Louisiana Monroe
Dickey Morton	10/27/72	34	157	4.6	2	Baylor

PLAYER	DATE	ATT	YDS	AVG	TD	OPPONENT
<b>Raheim Sanders</b>	<b>9/10/22</b>	<b>24</b>	<b>156</b>	<b>6.5</b>	<b>2</b>	<b>South Carolina</b>
Gary Anderson	12/27/80	11	156	14.2	1	Tulane
Ben Cowins	9/10/77	17	156	9.2	1	New Mexico State
Jerry Eckwood	9/20/75	20	156	7.8	1	Oklahoma State
Dickey Morton	10/27/73	17	156	9.2	1	Tulsa
Alex Collins	10/3/15	27	154	5.7	2	Tennessee
Madre Hill	10/14/95	26	154	5.9	1	Ole Miss
Jon Richardson	9/18/71	24	154	6.4	2	Oklahoma State
Jonathan Williams	10/25/14	18	153	8.5	1	UAB
Ike Forte	10/26/74	20	153	7.7	2	Colorado State
Knile Davis	11/27/10	30	152	5.1	1	LSU
Alex Collins	9/26/15	26	151	5.8	1	Texas A&M
Jonathan Williams	8/31/13	18	151	8.4	1	Louisiana
Darren McFadden	9/1/07	24	151	6.3	1	Troy
Madre Hill	11/11/95	27	151	5.6	1	Louisiana Lafayette
Oscar Malone	9/3/94	19	151	7.9	2	SMU
Felix Jones	11/1/07	14	150	10.7	2	Wisconsin
Cedric Cobbs	11/22/03	30	150	5.0	2	Mississippi State
Marshall Foreman	10/6/84	21	150	7.1	1	TCU
Ben Cowins	12/2/78	19	148	7.8	2	Texas Tech
Rawleigh Williams III	11/5/16	26	148	5.7	2	Florida
Ben Cowins	11/20/76	28	147	5.3	1	SMU
Dickey Morton	11/3/73	27	147	5.4	0	Texas A&M
Jerry Eckwood	9/27/75	19	146	7.7	1	Tulsa
Mike Kirkland	11/16/74	23	146	6.3	1	SMU
Dickey Morton	10/23/71	13	146	11.2	1	North Texas
Jonathan Williams	9/13/14	22	145	6.6	4	Texas Tech
Michael Smith	10/10/09	18	145	8.1	1	Auburn
Darren McFadden	10/7/06	28	145	5.2	1	Auburn
Cedric Cobbs	9/6/03	12	145	12.1	1	Tulsa
Ben Cowins	9/16/78	15	144	9.6	0	Vanderbilt
Jonathan Williams	9/6/14	4	143	35.8	1	Nicholls
Brandon Holmes	11/24/00	42	143	3.4	1	LSU
Oscar Malone	11/27/93	10	143	14.3	2	LSU
Ike Forte	10/25/75	21	143	6.8	2	Utah State
Jerry Eckwood	9/13/75	11	143	13.0	1	Air Force
Fred Talley	11/11/00	27	142	5.3	1	Tennessee
Chrys Chukwuma	9/19/98	17	142	8.4	0	SMU
Alex Collins	11/14/15	16	141	8.8	2	LSU
Felix Jones	10/6/07	13	141	10.8	2	Chattanooga
Felix Jones	10/28/06	9	141	15.7	1	Louisiana Monroe
Cedric Cobbs	12/31/03	27	141	5.2	1	Missouri
Oscar Malone	9/11/93	22	141	6.4	1	South Carolina
Russell Cody	10/23/67	33	140	4.2	0	Oklahoma State
Geno Mazzanti	10/22/49	16	140	8.8	0	Vanderbilt



One of only two players to win the Doak Walker Award twice, **DARREN McFADDEN** owns the two highest season rushing totals in school history with 1,830 yards in 2007 and 1,647 yards in 2006.





## 100-YARD RUSHING GAMES (353)

PLAYER	DATE	ATT	YDS	AVG	TD	OPPONENT
Clyde Scott	10/2/48	17	140	8.2	3	TCU
<b>Raheim Sanders</b>	<b>10/9/21</b>	<b>17</b>	<b>139</b>	<b>8.2</b>	<b>0</b>	<b>Ole Miss</b>
Knile Davis	1/4/11	26	139	5.3	0	Ohio State
DeArrius Howard	9/10/05	21	139	6.6	1	Vanderbilt
Darren McFadden	9/29/07	19	138	7.3	2	North Texas
Darryl Bowles	9/18/82	27	138	5.1	1	Navy
Felix Jones	11/24/06	16	137	8.6	1	LSU
Felix Jones	9/3/05	8	137	17.1	1	Missouri State
Dickey Morton	9/29/73	27	137	5.1	1	Iowa State
Dickey Morton	9/30/72	26	137	5.3	0	Tulsa
Rawleigh Williams III	9/10/16	28	137	4.9	0	TCU
Fred Talley	10/26/02	20	136	6.8	0	Ole Miss
Marius Johnson	12/30/95	29	136	4.7	0	North Carolina
Peyton Hillis	9/3/05	14	135	9.6	3	Missouri State
Fred Talley	10/6/01	17	135	7.9	1	Weber State
Dickey Morton	11/25/72	33	135	4.1	0	Texas Tech
Devwah Whaley	10/1/16	9	135	15.0	1	Alcorn State
Rakeem Boyd	10/12/19	15	134	8.9	2	Kentucky
Broderick Green	10/31/09	9	134	14.9	2	Eastern Michigan
Henry Moore	10/30/54	26	134	5.2	1	Texas A&M
Michael Smith	10/4/08	20	133	6.7	1	Florida
Felix Jones	9/22/07	12	133	11.1	0	Kentucky
James Rouse	11/11/89	28	133	4.8	1	Baylor
James Rouse	10/14/89	19	133	7.0	1	Rice
Dickey Morton	9/23/72	26	133	5.1	1	Oklahoma State
Bill Burnett	10/11/69	35	133	3.8	3	Baylor
David Dickey	11/12/66	38	133	3.5	2	SMU
Felix Jones	9/29/07	7	132	18.9	2	North Texas
Matt Jones	11/15/03	7	132	18.9	3	New Mexico State
Chrys Chukwuma	9/5/98	12	132	11.0	2	Louisiana Lafayette
Bobby Burnett	11/20/65	30	132	4.4	3	Texas Tech
Bobby Burnett	10/23/65	18	132	7.3	3	North Texas
Alex Collins	9/27/14	21	131	6.2	1	Texas A&M
Alex Collins	9/6/14	13	131	10.0	3	Nicholls
Alex Collins	8/31/13	21	131	6.2	0	Louisiana
Matt Jones	11/17/01	10	131	13.1	0	Mississippi State
Ike Forte	9/27/75	17	131	7.7	0	Tulsa
Lance Alworth	11/14/59	15	131	8.7	1	SMU
<b>KJ Jefferson</b>	<b>12/28/22</b>	<b>14</b>	<b>130</b>	<b>9.3</b>	<b>2</b>	<b>Kansas</b>
Alex Collins	11/27/15	30	130	4.3	3	Missouri
Michael Forrest	10/29/77	25	130	5.2	1	Rice
Bill Burnett	11/8/69	25	130	5.2	2	Rice
Bill Burnett	11/23/68	29	130	4.5	2	Texas Tech
Michael Smith	10/25/08	19	129	6.8	1	Ole Miss
Felix Jones	9/1/07	12	129	10.8	1	Troy
Darren McFadden	10/28/06	18	129	7.2	1	Louisiana Monroe
Matt Jones	11/16/02	13	129	9.9	1	Louisiana Lafayette



**MADRE HILL** set the then school single-season rushing record in 1995 with 1,387 yards helping Arkansas reach the SEC Championship Game for the first time in program history.

PLAYER	DATE	ATT	YDS	AVG	TD	OPPONENT
Lewis Carpenter	11/24/51	20	129	6.5	0	Tulsa
Oscar Malone	10/8/94	15	128	8.5	1	Tennessee
Harry Jones	9/18/65	6	128	21.3	1	Oklahoma State
Alex Collins	9/5/15	12	127	10.6	1	UTEP
Dennis Johnson	11/28/08	18	127	7.1	1	LSU
DeCori Birmingham	9/18/04	14	127	9.1	1	Louisiana Monroe
Ron Calcagni	10/22/77	18	127	7.1	0	Houston
Jonathan Williams	9/7/13	17	126	7.4	1	Samford
Matt Jones	11/13/04	5	126	25.2	1	Ole Miss
Oscar Malone	11/9/96	32	126	3.9	0	Ole Miss
Ben Cowins	9/11/76	16	126	7.9	2	Utah State
Billy Moore	9/29/62	9	126	14.0	2	Tulsa
Geno Mazzanti	11/5/49	15	126	8.4	0	Rice
Rawleigh Williams III	10/1/16	13	126	9.7	0	Alcorn State
Darren McFadden	10/8/05	11	125	11.4	2	Louisiana Monroe
DeArrius Howard	11/20/04	29	125	4.3	1	Mississippi State
Barry Foster	10/28/89	20	125	6.3	0	Houston
James Rouse	10/12/85	14	125	8.9	1	Texas Tech
James Tolbert	11/15/80	29	125	4.3	2	Texas A&M
Henry Moore	10/16/54	13	125	9.6	1	Texas
Lamar McHan	10/3/53	21	125	6.0	0	TCU
Leon Campbell	9/25/48	19	125	6.6	2	East Texas State
Michael Jenkins	9/9/99	9	124	13.8	1	Middle Tennessee State
B.J. Edmonds	10/6/84	13	124	9.5	1	TCU
Oscar Malone	10/19/96	20	123	6.2	0	South Carolina
Carlton Calvin	11/27/93	14	123	8.8	2	LSU
Scott Bull	11/15/75	14	123	8.8	1	SMU
Dickey Morton	10/2/71	14	123	8.8	1	TCU
Harry Jones	10/23/65	6	123	20.5	1	North Texas
Gerald Nesbitt	10/20/56	11	123	11.2	2	Texas
Rakeem Boyd	9/14/19	20	122	6.1	2	Colorado State
Darren McFadden	10/6/07	25	122	4.9	1	Chattanooga
Bruce Maxwell	9/24/66	27	122	4.5	2	Tulsa
Harry Jones	10/2/65	11	122	11.1	2	TCU
Don Christian	10/27/56	23	122	5.3	2	Ole Miss
Jack Robbins	11/26/36	21	122	5.8	1	Tulsa
DeArrius Howard	11/23/02	25	121	4.8	0	Mississippi State
James Rouse	10/10/87	18	121	6.7	1	Texas Tech
Gary Anderson	11/1/80	14	121	8.6	1	Rice
Ben Cowins	10/30/76	20	121	6.1	1	Rice
Dickey Morton	10/28/72	21	121	5.8	1	North Texas
Jack Brasuell	11/7/64	26	121	4.7	0	Rice
Rawleigh Williams III	9/17/16	19	121	6.4	2	Texas State
Chase Hayden	8/31/17	14	120	8.6	1	Florida A&M
DeArrius Howard	9/3/05	12	120	10.0	0	Missouri State
Madre Hill	9/26/98	20	120	6.0	1	Alabama
E.D. Jackson	11/23/91	20	120	6.0	0	Rice
Jerry Eckwood	10/11/75	15	120	8.0	1	Baylor
Jim Mooty	10/25/58	14	120	8.6	2	Ole Miss
T.J. Hammonds	11/4/17	7	119	17.0	1	Coastal Carolina
Devwah Whaley	9/30/17	19	119	6.3	1	New Mexico State
Mike Kirkland	9/13/75	12	119	9.9	1	Air Force
Bill Burnett	9/20/69	19	119	6.3	1	Oklahoma State
Clyde Scott	9/18/48	10	119	11.9	0	Abilene Christian
Trelon Smith	11/14/20	8	118	14.8	1	Florida
Fred Talley	11/29/02	15	118	7.9	1	LSU
Oscar Malone	11/21/92	12	118	9.8	1	SMU
Marshall Foreman	10/13/84	24	118	4.9	0	Texas Tech
Ben Cowins	9/30/78	21	118	5.6	2	Tulsa
<b>Raheim Sanders</b>	<b>9/3/22</b>	<b>20</b>	<b>117</b>	<b>5.9</b>	<b>0</b>	<b>Cincinnati</b>
Darren McFadden	11/10/07	22	117	5.3	0	Tennessee
Ben Cowins	11/4/78	23	117	5.1	0	Rice
Ben Cowins	9/24/77	16	117	7.3	1	Tulsa
Fred Marshall	10/10/64	23	117	5.1	1	Baylor
Gerald Nesbitt	10/13/56	20	117	5.9	0	Baylor
Rawleigh Williams III	11/25/16	25	117	4.7	1	Missouri
Alex Collins	9/28/13	14	116	8.3	1	Texas A&M
Jonathan Williams	9/14/13	16	116	7.2	1	Southern Miss
Michael Smith	10/14/06	8	116	14.5	2	Southeast Missouri State
Jessie Clark	9/11/82	11	116	10.5	1	Tulsa
Scott Bull	10/11/75	10	116	11.6	2	Baylor
Bobby Burnett	11/6/65	28	116	4.1	2	Rice
Alex Collins	9/14/13	25	115	4.6	1	Southern Miss





## 100-YARD RUSHING GAMES (353)

PLAYER	DATE	ATT	YDS	AVG	TD	OPPONENT
Cedric Cobbs	9/13/03	20	115	5.8	1	Texas
Chrys Chukwuma	10/30/99	19	115	6.1	1	Auburn
James Rouse	12/2/89	20	115	5.8	1	SMU
Greg Thomas	9/14/85	24	115	4.8	0	Ole Miss
Ben Cowins	11/19/77	19	115	6.1	2	SMU
Henry Moore	10/15/55	21	115	5.5	0	Texas
Clyde Scott	11/1/47	22	115	5.2	1	Texas A&M
Malik Hornsby	10/8/22	8	114	14.3	0	Mississippi State
Rakeem Boyd	11/2/19	11	114	10.4	1	Mississippi State
Rakeem Boyd	8/31/19	18	114	6.3	1	Portland State
James Rouse	10/28/89	19	114	6.0	1	Houston
Ben Cowins	10/29/77	15	114	7.6	2	Rice
Jon Richardson	11/21/70	31	114	3.7	2	Texas Tech
Rakeem Boyd	10/27/18	19	113	5.9	1	Vanderbilt
Fred Talley	11/3/01	23	113	4.9	0	Ole Miss
Oscar Malone	9/17/94	9	113	12.6	0	Alabama
Greg Thomas	11/22/86	16	113	7.1	3	SMU
James Tolbert	10/31/81	12	113	9.4	2	Rice
Ike Forte	11/16/74	17	113	6.6	0	SMU
Dickey Morton	10/9/71	17	113	6.6	1	Baylor
Clyde Scott	10/9/48	16	113	7.1	1	Baylor
<b>Rashod Dubinion</b>	<b>12/28/22</b>	<b>20</b>	<b>112</b>	<b>5.6</b>	<b>2</b>	<b>Kansas</b>
Darren McFadden	9/23/06	25	112	4.5	1	Alabama
Matt Jones	11/1/03	15	112	7.5	1	Kentucky
E.D. Jackson	12/29/91	28	112	4.0	2	Georgia
Marshall Foreman	10/27/84	29	112	3.9	1	Houston
Russ Garber	11/7/70	18	112	6.2	0	Rice
Russell Cody	11/8/69	8	112	14.0	0	Rice
John Eichler	10/7/67	15	112	7.5	1	TCU
Jim Mooty	10/31/59	19	112	5.9	2	Texas A&M
Devwah Whaley	11/19/16	19	112	5.9	1	Mississippi State
Matt Jones	11/6/04	10	111	11.1	1	South Carolina
Fred Talley	10/13/01	33	111	3.4	0	South Carolina
Gary Anderson	9/19/81	14	111	7.9	0	Northwestern
James Tolbert	10/4/80	20	111	5.6	0	TCU
Ben Cowins	11/12/77	30	111	3.7	2	Texas A&M
Bill Burnett	11/16/68	24	111	4.6	3	SMU
Bobby Burnett	10/30/65	25	111	4.4	2	Texas A&M
Danny Brabham	10/6/62	21	111	5.3	2	TCU
Clyde Scott	9/20/47	8	111	13.9	2	Northwestern (La.) State
<b>KJ Jefferson</b>	<b>11/22</b>	<b>20</b>	<b>110</b>	<b>5.5</b>	<b>1</b>	<b>Penn State</b>
Knile Davis	11/6/10	22	110	5.0	3	South Carolina
Darren McFadden	10/20/07	22	110	5.0	0	Ole Miss
Matt Jones	11/3/01	18	110	6.1	2	Ole Miss
JuJu Harshaw	10/7/89	16	110	6.9	2	TCU
Ben Cowins	11/11/78	26	110	4.2	0	Baylor
Geno Mazzanti	11/12/49	16	110	6.9	0	SMU
Rakeem Boyd	10/13/18	7	109	15.6	1	Ole Miss
Dennis Johnson	11/3/12	22	109	5.0	2	Tulsa
Ronnie Wingo Jr.	9/17/11	20	109	5.5	2	Troy
De'Arrius Howard	9/18/04	13	109	8.4	1	Louisiana Monroe
Red Stinson	11/15/97	19	109	5.7	1	Tennessee
Oscar Malone	10/12/96	16	109	6.8	1	Louisiana Tech
Bill Burnett	10/10/70	27	109	4.0	2	Baylor
Alex Collins	11/7/15	17	108	6.4	0	Ole Miss
Jonathan Williams	10/18/14	18	108	6.0	0	Georgia
Darren McFadden	10/15/05	13	108	8.3	2	Auburn
James Rouse	9/19/88	22	108	4.9	2	Tulsa
Bruce Maxwell	11/1/70	8	108	13.5	0	Ole Miss
Bruce Maxwell	10/25/69	18	108	6.0	1	Wichita State
<b>Dominique Johnson</b>	<b>11/6/21</b>	<b>17</b>	<b>107</b>	<b>6.3</b>	<b>2</b>	<b>Mississippi State</b>
Dennis Johnson	10/17/09	14	107	7.6	0	Florida
Cedric Cobbs	11/13/99	15	107	7.1	0	Tennessee
Roland Sales	9/13/79	20	107	5.4	0	Texas Tech
Kay Eakin	9/24/38	20	107	5.4	1	Oklahoma State
Felix Jones	10/14/06	5	106	21.2	1	Southeast Missouri State
Madre Hill	10/3/98	23	106	4.6	0	Kentucky
Marius Johnson	11/27/93	19	106	5.6	0	LSU
Marshall Freeman	10/4/86	31	106	3.4	1	TCU
Nathan Jones	10/19/82	7	106	15.1	0	Texas Tech
Ike Forte	10/11/75	23	106	4.6	2	Baylor
Dickey Morton	11/10/73	26	106	4.1	1	Rice
Fred Marshall	10/10/64	15	106	7.1	1	Baylor

PLAYER	DATE	ATT	YDS	AVG	TD	OPPONENT
<b>KJ Jefferson</b>	<b>9/24/22</b>	<b>18</b>	<b>105</b>	<b>5.8</b>	<b>1</b>	<b>Texas A&amp;M</b>
Alex Collins	10/24/15	25	105	4.2	1	Auburn
Jonathan Williams	12/29/14	23	105	4.6	1	Texas
Darren McFadden	1/1/08	21	105	5.0	1	Missouri
Brandon Barnett	9/29/07	16	105	6.6	1	North Texas
Madre Hill	9/16/95	26	105	4.0	0	Alabama
Quinn Grovey	10/14/89	8	105	13.1	1	Texas Tech
JuJu Harshaw	11/5/88	20	105	5.3	1	Baylor
Dickey Morton	10/21/72	22	105	4.8	0	Texas
Mike Saint	10/24/70	21	105	5.0	1	Wichita State
Gerald Nesbitt	10/22/55	13	105	8.1	0	Ole Miss
Jonathan Williams	11/2/13	15	104	6.9	0	Auburn
Felix Jones	10/7/06	13	104	8.0	1	Auburn
Cedric Cobbs	9/20/03	20	104	5.2	2	North Texas
Chrys Chukwuma	10/12/96	12	103	8.6	1	Louisiana Tech
Barry Foster	11/26/88	8	103	12.9	1	Miami
Derrick Thomas	9/29/84	8	103	12.9	0	Navy
Gary Anderson	9/1/80	9	103	11.4	1	Texas
Jon Richardson	9/11/71	18	103	5.7	0	California
Bill Burnett	11/15/69	26	103	4.0	2	SMU
Trelon Smith	9/4/21	22	102	4.6	1	Rice
Rakeem Boyd	10/6/18	15	102	6.8	0	Alabama
Felix Jones	10/8/05	14	102	7.3	2	Louisiana Monroe
Matt Jones	9/13/03	12	102	8.5	1	Texas
Bobby Burnett	11/13/65	26	102	3.9	1	SMU
Jack Brasuell	10/10/64	32	102	3.2	1	Baylor
<b>AJ Green</b>	<b>12/28/22</b>	<b>13</b>	<b>101</b>	<b>7.8</b>	<b>1</b>	<b>Kansas</b>
<b>Raheim Sanders</b>	<b>10/1/22</b>	<b>22</b>	<b>101</b>	<b>4.6</b>	<b>1</b>	<b>Alabama</b>
Felix Jones	10/20/07	15	101	6.7	2	Ole Miss
Cedric Cobbs	11/17/01	18	101	5.6	3	Mississippi State
Quinn Grovey	10/15/88	18	101	5.6	1	Texas
Gary Anderson	10/11/80	13	101	7.8	0	Wichita State
Roland Fuchs	11/15/75	24	101	4.2	0	SMU
Richard Miller	10/27/28	11	101	9.2	0	Texas
Rakeem Boyd	10/31/20	18	100	5.6	1	Texas A&M
Rawleigh Williams III	10/3/15	14	100	7.1	0	Tennessee
Cedric Cobbs	11/3/01	22	100	4.5	2	Ole Miss
Roland Sales	10/29/79	15	100	6.7	2	Tulsa
Jerry Eckwood	9/23/78	14	100	7.1	0	Oklahoma State
Ike Forte	10/12/74	18	100	5.6	0	Baylor
Bill Burnett	11/27/69	20	100	5.0	3	Texas Tech
Gerald Nesbitt	10/26/57	18	100	5.6	0	Ole Miss

Active players in **bold**



**FELIX JONES'** career 7.66 yards per carry average is a program record and over a yard better than the SEC record set by Bo Jackson (Auburn), but his 386 career carries are just short of the minimum of 400.





## INDIVIDUAL PASSING RECORDS

### PASS ATTEMPTS

GAME		
1. 59	Tyler Wilson at Texas A&M.....	2012
2. 53	Brandon Allen vs. Toledo.....	2015
3. 52	Tyler Wilson vs. LSU.....	2012
52	Clint Stoerner at Alabama.....	1999
5. 51	Tyler Wilson vs. Texas A&M.....	2011
51	Joe Ferguson vs. Texas A&M.....	1971
7. 50	Nick Starkel vs. San Jose State.....	2019
8. 47	Ryan Mallett vs. Ohio State.....	2010
9. 45	Brandon Allen vs. Georgia.....	2014
45	Brandon Allen at Ole Miss.....	2013

### SEASON

1. 438	Tyler Wilson.....	2011
2. 411	Ryan Mallett.....	2010
3. 403	Ryan Mallett.....	2009
4. 401	Austin Allen.....	2016
401	Tyler Wilson.....	2012
6. 370	Brandon Allen.....	2015
7. 357	Casey Dick.....	2008
357	Clint Stoerner.....	1997
9. 339	Brandon Allen.....	2014
10. 317	Clint Stoerner.....	1999

### CAREER

1. 1,023	Clint Stoerner.....	1996-99
2. 1,016	Brandon Allen.....	2012-15
3. 948	Tyler Wilson.....	2008-12
4. 856	Barry Lunney Jr. ....	1992-95
5. 850	Casey Dick.....	2005-08
6. 814	Ryan Mallett.....	2009-10
7. 755	Matt Jones.....	2001-04
8. 666	KJ Jefferson.....	2019-pres.
9. 644	Brad Taylor.....	1981-84
10. 611	Joe Ferguson.....	1970-72

### PASS COMPLETIONS

GAME		
1. 33	Brandon Allen at Ole Miss.....	2015
2. 32	Brandon Allen vs. Toledo.....	2015
32	Tyler Wilson vs. Mississippi State.....	2011
4. 31	Tyler Wilson vs. LSU.....	2012
31	Joe Ferguson vs. Texas A&M.....	1971
6. 30	Brandon Allen vs. Mississippi State.....	2015
30	Tyler Wilson vs. Texas A&M.....	2011
8. 29	KJ Jefferson at BYU.....	2022
29	Tyler Wilson at Texas A&M.....	2012
10. 28	Brandon Allen vs. Georgia.....	2014
28	Ryan Mallett vs. Louisiana Monroe.....	2010

### SEASON

1. 277	Tyler Wilson.....	2011
2. 266	Ryan Mallett.....	2010
3. 249	Tyler Wilson.....	2012
4. 245	Austin Allen.....	2016
5. 244	Brandon Allen.....	2015
6. 225	Ryan Mallett.....	2009
7. 205	Casey Dick.....	2008
8. 204	KJ Jefferson.....	2022
9. 198	KJ Jefferson.....	2021
10. 190	Brandon Allen.....	2014

### CAREER

1. 593	Tyler Wilson.....	2008-12
2. 583	Brandon Allen.....	2012-15
3. 528	Clint Stoerner.....	1996-99
4. 491	Ryan Mallett.....	2009-10
5. 476	Barry Lunney Jr. ....	1992-95
6. 473	Casey Dick.....	2005-08
7. 436	KJ Jefferson.....	2019-pres.
8. 417	Matt Jones.....	2001-04
9. 359	Austin Allen.....	2014-17
10. 337	Bill Montgomery.....	1968-70

### COMPLETION PERCENTAGE

#### GAME (13-19 PASS ATT.)

1. .875	Ryan Mallett (14-16) vs. Eastern Michigan.....	2009
2. .857	Billy Moore (12-14) vs. Tulsa.....	1962
3. .846	Brad Taylor (11-13) vs. Tulsa.....	1984
4. .823	Casey Dick (14-17) vs. Mississippi State.....	2007
5. .813	Matt Jones (13-16) vs. New Mexico State.....	2004
6. .812	Clint Stoerner (13-16) vs. South Carolina.....	1999
7. .800	Mitch Mustain (12-15) vs. Ole Miss.....	2006
.800	Kevin Scanlon (12-15) at Texas A&M.....	1979
.800	Joe Ferguson (12-15) vs. North Texas.....	1972
.800	Bill Montgomery (12-15) vs. Oklahoma State.....	1970

#### GAME (MIN. 20 PASS ATT.)

1. .875	Ryan Mallett (21-24) vs. Tennessee Tech.....	2010
2. .857	KJ Jefferson (18-21) vs. South Carolina.....	2022
3. .852	Ryan Mallett (23-27) vs. South Carolina.....	2009
4. .826	KJ Jefferson (19-23) vs. Mississippi State.....	2021
5. .818	Ronny South (18-22) vs. Texas A&M.....	1967
6. .815	Barry Lunney Jr. (22-27) vs. Tennessee.....	1995
7. .800	Brandon Allen (20-25) vs. Texas A&M.....	2015
.800	Kevin Scanlon (16-20) vs. Rice.....	1979
9. .793	Tyler Wilson (23-29) at Mississippi State.....	2012
10. .773	KJ Jefferson (17-22) vs. Ole Miss.....	2022
.773	Ryan Mallett (17-22) vs. Missouri State.....	2009
.773	Robby Hampton (17-22) vs. Missouri State.....	2000

#### SEASON (MIN. 100 PASS ATT.)

1. .685	Feleipe Franks (163-238).....	2020
2. .680	KJ Jefferson (204-300).....	2022
3. .673	KJ Jefferson (198-294).....	2021
4. .662	Kevin Scanlon (92-139).....	1979

5. .659	Brandon Allen (244-370).....	2015
6. .647	Ryan Mallett (266-411).....	2010
7. .632	Tyler Wilson (277-438).....	2011
8. .625	Jack Robbins (95-162).....	1935
9. .621	Tyler Wilson (249-401).....	2012
10. .616	Barry Lunney Jr. (180-292).....	1995

### PASSING YARDS

#### GAME

1. 510	Tyler Wilson vs. Texas A&M.....	2011
2. 442	Brandon Allen at Ole Miss.....	2015
3. 419	Tyler Wilson vs. Rutgers.....	2012
4. 412	Brandon Allen vs. Toledo.....	2015
5. 409	Ryan Mallett vs. Vanderbilt.....	2010
6. 408	Ryan Mallett vs. Georgia.....	2009
7. 406	Brandon Allen vs. Mississippi State.....	2015
8. 405	Ryan Mallett vs. Troy.....	2009
9. 400	Austin Allen vs. Alabama.....	2016
400	Ryan Mallett vs. Louisiana Monroe.....	2010

#### SEASON

1. 3,869	Ryan Mallett (266-411, 32 TD, 12 INT).....	2010
2. 3,638	Tyler Wilson (277-438, 24 TD, 6 INT).....	2011
3. 3,624	Ryan Mallett (225-403, 30 TD, 7 INT).....	2009
4. 3,440	Brandon Allen (244-370, 30 TD, 8 INT).....	2015
5. 3,430	Austin Allen (245-401, 35 TD, 15 INT).....	2016
6. 3,387	Tyler Wilson (249-401, 21 TD, 13 INT).....	2012
7. 2,676	KJ Jefferson (198-294, 21 TD, 4 INT).....	2021
8. 2,648	KJ Jefferson (204-300, 24 TD, 5 INT).....	2022
9. 2,629	Clint Stoerner (167-312, 26 TD, 8 INT).....	1998
10. 2,586	Casey Dick (205-357, 13 TD, 14 INT).....	2008

#### CAREER

1. 7,765	Tyler Wilson.....	2008-12
2. 7,493	Ryan Mallett.....	2009-10
3. 7,463	Brandon Allen.....	2012-15
4. 7,422	Clint Stoerner.....	1996-99
5. 5,857	Matt Jones.....	2001-04
6. 5,856	Casey Dick.....	2005-08
7. 5,816	KJ Jefferson.....	2019-pres.
8. 5,782	Barry Lunney Jr. ....	1992-95
9. 5,045	Austin Allen.....	2014-17
10. 4,802	Brad Taylor.....	1981-84



**BRANDON ALLEN** broke Arkansas' single-game record with six touchdown passes at Ole Miss (Nov. 7, 2015) and his own record two weeks later with seven touchdown passes against Mississippi State (Nov. 21, 2015) to equal the SEC record.





## INDIVIDUAL PASSING RECORDS

### TOUCHDOWN PASSES

GAME		
1. 7	Brandon Allen vs. Mississippi State	2015
2. 6	Brandon Allen at Ole Miss	2015
3. 5	KJ Jefferson at BYU	2022
5	Tyler Wilson vs. Kentucky	2012
5	Ryan Mallett vs. UTEP	2010
5	Ryan Mallett vs. Mississippi State	2009
5	Ryan Mallett vs. Troy	2009
5	Ryan Mallett vs. Georgia	2009
9. 4	KJ Jefferson vs. UAPB	2021
4	Feleipe Franks at Auburn	2020
4	Brandon Allen vs. Nicholls	2014
4	Tyler Wilson at Auburn	2010
4	Ryan Mallett vs. Texas A&M	2009
4	Casey Dick vs. Mississippi State	2007
4	Matt Jones vs. Louisiana Monroe	2004
4	Robby Hampton vs. Louisiana Monroe	2000
4	Brad Taylor vs. Rice	1983
4	Joe Ferguson at TCU	1972
4	Ronny South vs. SMU	1967

### SEASON

1. 32	Ryan Mallett	2010
2. 30	Brandon Allen	2015
30	Ryan Mallett	2009
4. 26	Clint Stoerner	1998
5. 25	Austin Allen	2016
6. 24	KJ Jefferson	2022
24	Tyler Wilson	2011

8. 21	KJ Jefferson	2021
21	Tyler Wilson	2012
10. 20	Brandon Allen	2014

### CAREER

1. 64	Brandon Allen	2012-15
2. 62	Ryan Mallett	2009-10
3. 57	Clint Stoerner	1996-99
4. 53	Matt Jones	2001-04
5. 52	Tyler Wilson	2008-12
6. 48	KJ Jefferson	2019-pres.
7. 47	Casey Dick	2005-08
8. 36	Austin Allen	2014-17
9. 33	Barry Lunney Jr.	1992-95
10. 29	Quinn Grovey	1987-90
29	Bill Montgomery	1968-70

### CONSECUTIVE PASSES W/O INT

1. 184	Tyler Wilson	2011
2. 171	KJ Jefferson	2021
3. 146	Austin Allen	2016
4. 141	Ryan Mallett	2009
5. 134	Brandon Allen	2014-15
134	Clint Stoerner	1997-98

### 300-YARD PASSING GAMES

#### SEASON

1. 9	Ryan Mallett	2010
2. 5	Brandon Allen	2015
5	Tyler Wilson	2012

5	Ryan Mallett	2009
5. 4	Austin Allen	2016
4	Tyler Wilson	2011

### SEASON - SEC GAMES

1. 6	Ryan Mallett	2010
2. 4	Austin Allen	2016
3. 3	Tyler Wilson	2012
3	Ryan Mallett	2009
5. 2	KJ Jefferson	2021
2	Feleipe Franks	2020
2	Brandon Allen	2015
2	Tyler Wilson	2011

### CAREER

1. 14	Ryan Mallett	2009-10
2. 10	Tyler Wilson	2008-12
3. 5	KJ Jefferson	2019-pres.
5	Austin Allen	2014-17
5	Brandon Allen	2012-15
5. 4	Clint Stoerner	1996-99

### CAREER - SEC GAMES

1. 9	Ryan Mallett	2009-10
2. 6	Tyler Wilson	2008-12
3. 5	Austin Allen	2014-17
4. 4	Clint Stoerner	1996-99
5. 2	KJ Jefferson	2019-pres.
2	Feleipe Franks	2020
2	Brandon Allen	2012-15



**RYAN MALLETT** is one of just six quarterbacks in SEC history to throw 30 or more touchdown passes in a single season twice and is Arkansas' all-time leader with 14 300-yard passing games.





## 300-YARD PASSING GAMES (56)



**TYLER WILSON** holds the school record for single-game passing yards with 510 against Texas A&M in 2011.

PLAYER	DATE	ATT	COMP	YDS	TD	INT	OPPONENT
Tyler Wilson	10/1/11	51	30	510	3	0	Texas A&M
Brandon Allen	11/7/15	45	33	442	6	0	Ole Miss
Tyler Wilson	9/22/12	39	20	419	3	2	Rutgers
Brandon Allen	9/12/15	53	32	412	0	1	Toledo
Ryan Mallett	10/30/10	44	27	409	3	0	Vanderbilt
Ryan Mallett	9/19/09	39	21	408	5	0	Georgia
Brandon Allen	11/21/15	43	30	406	7	0	Mississippi State
Ryan Mallett	11/14/09	30	23	405	5	1	Troy
Ryan Mallett	9/11/10	43	28	400	3	1	Louisiana Monroe
Austin Allen	10/8/16	25	48	400	3	3	Alabama
Clint Stoerner	11/28/97	38	18	387	2	0	LSU
<b>KJ Jefferson</b>	<b>9/17/22</b>	<b>19</b>	<b>31</b>	<b>385</b>	<b>2</b>	<b>1</b>	<b>Missouri State</b>
Casey Dick	11/1/08	38	25	385	1	1	Tulsa
Ryan Mallett	9/18/10	33	21	380	3	0	Georgia
Tyler Wilson	9/29/12	59	29	373	1	2	Texas A&M
Tyler Wilson	10/13/12	31	23	372	5	0	Kentucky
Austin Allen	9/24/16	28	42	371	2	0	Texas A&M
<b>KJ Jefferson</b>	<b>10/15/22</b>	<b>29</b>	<b>40</b>	<b>367</b>	<b>5</b>	<b>0</b>	<b>BYU</b>
Tyler Wilson	9/1/12	27	19	367	3	0	Jacksonville State
<b>KJ Jefferson</b>	<b>9/18/21</b>	<b>13</b>	<b>23</b>	<b>366</b>	<b>3</b>	<b>0</b>	<b>Georgia Southern</b>
Tyler Wilson	11/19/11	43	32	365	3	0	Mississippi State
Tyler Wilson	11/23/12	52	31	369	1	1	LSU
Ryan Mallett	9/25/10	38	25	357	1	3	Alabama
Nick Starkel	9/21/19	50	28	356	3	5	San Jose State
Austin Allen	11/25/16	24	39	348	1	2	Missouri
Joe Ferguson	10/30/71	51	31	345	0	1	Texas A&M
Feleipe Franks	11/21/20	26	17	339	1	1	LSU
Bill Montgomery	1/1/70	34	17	338	2	1	Ole Miss



In his first season as a starter in 2016, **AUSTIN ALLEN** led the SEC with 3,430 yards passing thanks to four 300-yard games in conference play.

PLAYER	DATE	ATT	COMP	YDS	TD	INT	OPPONENT
Ronny South	11/25/67	33	18	335	3	2	Texas Tech
Clint Stoerner	11/27/98	38	27	334	2	0	LSU
Nathan Dick	11/22/08	43	25	333	3	1	Mississippi State
Tyler Wilson	10/16/10	34	25	332	4	2	Auburn
Ryan Mallett	11/7/09	27	23	329	0	0	South Carolina
<b>KJ Jefferson</b>	<b>11/20/21</b>	<b>22</b>	<b>30</b>	<b>326</b>	<b>3</b>	<b>0</b>	<b>Alabama</b>
<b>KJ Jefferson</b>	<b>10/9/21</b>	<b>25</b>	<b>35</b>	<b>326</b>	<b>3</b>	<b>1</b>	<b>Ole Miss</b>
Clint Stoerner	10/25/97	43	20	325	2	1	Auburn
Casey Dick	9/2/08	34	22	323	2	0	Louisiana Monroe
Ryan Mallett	11/27/10	23	13	320	3	2	LSU
Feleipe Franks	10/10/20	30	22	318	4	0	Auburn
Casey Dick	8/30/08	41	25	318	2	1	Western Illinois
Tyler Wilson	10/29/11	43	27	316	1	0	Vanderbilt
Clint Stoerner	9/25/99	52	24	316	1	1	Alabama
Brandon Allen	1/2/16	20	26	315	1	1	Kansas State
Austin Allen	11/24/17	14	29	313	2	1	Missouri
Ryan Mallett	11/21/09	34	18	313	5	2	Mississippi State
Ryan Mallett	10/9/10	38	27	310	3	1	Texas A&M
Ryan Mallett	9/5/09	22	17	309	1	0	Missouri State
Brandon Allen	9/5/15	18	14	308	4	0	UTEP
Brad Taylor	12/28/81	29	14	307	2	0	North Carolina
Nick Starkel	9/14/19	35	20	305	3	0	Colorado State
Ryan Mallett	11/20/10	26	17	305	3	1	Mississippi State
Joe Ferguson	10/7/72	32	20	304	4	0	TCU
Austin Allen	11/19/16	18	25	303	2	0	Mississippi State
Tyler Wilson	9/17/11	36	23	303	2	1	Troy
Ryan Mallett	11/6/10	30	21	303	1	1	South Carolina
Ryan Mallett	9/4/10	24	21	301	3	1	Tennessee Tech





## INDIVIDUAL RECEIVING RECORDS

### RECEPTIONS

GAME		
1. 13	Jarius Wright vs. Texas A&M (281 yards, 2 TD).....	2011
13	James Shibest at SMU (199 yards, 2 TD).....	1984
13	Wear Schoonover at Baylor (152 yards, 0 TD).....	1929
4. 12	Cobi Hamilton vs. Ole Miss (146 yards, 0 TD).....	2012
12	Greg Childs vs. Louisiana Monroe (146 yards, 2 TD).....	2010
12	Mike Reppond at Rice (204 yards, 0 TD).....	1971
12	Chuck Dicus vs. Georgia (169 yards, 1 TD).....	1968
8. 11	Treyton Burks vs. Ole Miss (137 yards, 1 TD).....	2020
11	Cobi Hamilton vs. Tulsa (177 yards, 0 TD).....	2012
11	Cobi Hamilton at Texas A&M (162 yards, 0 TD).....	2012

### SEASON

1. 90	Cobi Hamilton (1,335 yards, 5 TD).....	2012
2. 66	Treyton Burks (1,104 yards, 11 TD).....	2021
66	Jarius Wright (1,117 yards, 12 TD).....	2011
4. 65	Drew Morgan (739 yards, 3 TD).....	2016
5. 63	Drew Morgan (843 yards, 10 TD).....	2015
6. 62	J.J. Meadors (584 yards, 2 TD).....	1995
7. 61	D.J. Williams (723 yards, 3 TD).....	2008
8. 59	Jadon Haselwood (702 yards, 3 TD).....	2022
9. 56	Mike Reppond (986 yards, 3 TD).....	1971
10. 54	Joe Adams (625 yards, 3 TD).....	2011
54	D.J. Williams (627 yards, 4 TD).....	2010

### CAREER

1. 175	Cobi Hamilton (2,854 yards, 18 TD).....	2009-12
2. 168	Jarius Wright (2,934 yards, 24 TD).....	2008-11
3. 164	Joe Adams (2,410 yards, 17 TD).....	2008-11
4. 153	Anthony Eubanks (2,440 yards, 16 TD).....	1994-97
5. 152	D.J. Williams (1,855 yards, 10 TD).....	2007-10
6. 146	Treyton Burks (2,399 yards, 18 TD).....	2019-21
7. 144	George Wilson (2,151 yards, 16 TD).....	2000-03
8. 138	Drew Morgan (1,763 yards, 14 TD).....	2013-16
138	Marcus Monk (2,151 yards, 27 TD).....	2004-07
10. 137	Anthony Lucas (2,879 yards, 23 TD).....	1996-99

### RECEIVING YARDS

GAME		
1. 303	Cobi Hamilton vs. Rutgers (10 catches, 3 TD).....	2012
2. 281	Jarius Wright vs. Texas A&M (13 catches, 2 TD).....	2011
3. 206	Treyton Burks at Missouri (10 catches, 1 TD).....	2020
4. 204	Mike Reppond vs. Rice (12 catches, 0 TD).....	1971
5. 201	Lucas Miller at Mississippi State (10 catches, 1 TD).....	2008
6. 199	James Shibest at SMU (13 catches, 2 TD).....	1984
7. 194	Anthony Lucas at SMU (6 catches, 3 TD).....	1999

8. 193	Chuck Dicus vs. Rice (8 catches, 2 TD).....	1968
9. 192	Marcus Monk at South Carolina (8 catches, 1 TD).....	2006
10. 179	Treyton Burks at Alabama (8 catches, 2 TD).....	2021

### SEASON

1. 1,335	Cobi Hamilton (90 catches, 5 TD).....	2012
2. 1,117	Jarius Wright (66 catches, 12 TD).....	2011
3. 1,104	Treyton Burks (66 catches, 11 TD).....	2021
4. 1,004	Anthony Lucas (43 catches, 10 TD).....	1998
5. 986	Mike Reppond (56 catches, 3 TD).....	1971
6. 962	Marcus Monk (50 catches, 11 TD).....	2006
7. 907	James Shibest (51 catches, 7 TD).....	1984
8. 901	Matt Landers (47 catches, 8 TD).....	2022
9. 900	George Wilson (50 catches, 6 TD).....	2003
10. 897	Derek Russell (43 catches, 8 TD).....	1990

### CAREER

1. 2,934	Jarius Wright (168 catches, 24 TD).....	2008-11
2. 2,879	Anthony Lucas (137 catches, 23 TD).....	1995-99
3. 2,854	Cobi Hamilton (175 catches, 18 TD).....	2009-12
4. 2,440	Anthony Eubanks (153 catches, 16 TD).....	1994-97
5. 2,410	Joe Adams (164 catches, 17 TD).....	2008-11
6. 2,399	Treyton Burks (146 catches, 18 TD).....	2019-21
7. 2,151	Marcus Monk (138 catches, 27 TD).....	2004-07
2,151	George Wilson (144 catches, 16 TD).....	2000-03
9. 2,066	Greg Childs (133 catches, 15 TD).....	2008-11
10. 1,920	James Shibest (97 catches, 10 TD).....	1983-86

### RECEIVING YARDS

#### CONSECUTIVE GAMES

1. 465	Cobi Hamilton (303 vs. Rutgers, 162 at Texas A&M).....	2012
2. 367	Derek Holloway (141 vs. North Carolina*, 196 vs. Tulsa).....	1981
3. 357	Jarius Wright (281 vs. Texas A&M, 76 vs. Auburn).....	2011
4. 349	Anthony Lucas (177 vs. Ole Miss, 172 at Tennessee).....	1998
5. 329	Marcus Monk (192 at South Carolina, 137 vs. Tennessee).....	2006
6. 323	Cobi Hamilton (146 vs. Ole Miss, 177 vs. Tulsa).....	2012
7. 317	Cobi Hamilton (14 vs. Alabama, 303 vs. Rutgers).....	2012
317	Chuck Dicus (146 vs. Texas, 171 vs. Ole Miss**).....	1969
9. 308	Treyton Burks (179 at Alabama, 129 vs. Missouri).....	2021
308	Mike Reppond (137 at Baylor, 171 vs. Texas).....	1971

\* 1981 Gator Bowl / \*\* 1970 Sugar Bowl

### TOUCHDOWN RECEPTIONS

#### GAME

1. 3	Matt Landers at BYU.....	2022
3	Jeremy Sprinkle vs. Mississippi State.....	2015
3	Drew Morgan at Ole Miss.....	2015

3	Cobi Hamilton vs. Rutgers.....	2012
3	Anthony Lucas at SMU.....	1999
3	Alton Baldwin vs. TCU.....	1945
3	Alton Baldwin vs. Arkansas A&M.....	1944

### SEASON

1. 12	Jarius Wright.....	2011
2. 11	Treyton Burks.....	2021
11	Marcus Monk.....	2006
4. 10	Drew Morgan.....	2015
10	Anthony Lucas.....	1998
6. 8	Matt Landers.....	2022
8	Keon Hatcher.....	2016
8	Derek Russell.....	1990
8	Chuck Dicus.....	1968
10. 7	Treyton Burks.....	2020
7	Joe Adams.....	2009
7	Greg Childs.....	2009
7	Marcus Monk.....	2005
7	Richard Smith.....	2003
7	George Wilson.....	2002
7	Boo Williams.....	2000
7	James Shibest.....	1984
7	Jim Benton.....	1937
7	Wear Schoonover.....	1929

### CAREER

1. 27	Marcus Monk.....	2004-07
2. 24	Jarius Wright.....	2008-11
3. 23	Anthony Lucas.....	1995-99
4. 19	Keon Hatcher.....	2012-16
5. 18	Treyton Burks.....	2019-21
18	Cobi Hamilton.....	2009-12
7. 17	Joe Adams.....	2008-11
17	Richard Smith.....	2000-03
9. 16	George Wilson.....	2000-03
16	Anthony Eubanks.....	1994-97
16	Derek Russell.....	1987-90
16	Chuck Dicus.....	1968-70

### 100-YARD RECEIVING GAMES

#### SEASON

1. 6	Treyton Burks.....	2021
2. 5	Anthony Lucas.....	1998
5	Anthony Eubanks.....	1997
4. 4	Matt Landers.....	2022
4	Cobi Hamilton.....	2012
4	Jarius Wright.....	2011
4	George Wilson.....	2003
4	Mike Reppond.....	1971
9. 3	Jared Cornelius.....	2016
3	Drew Morgan.....	2015
3	Joe Adams.....	2010
3	Greg Childs.....	2009
3	D.J. Williams.....	2008
3	Marcus Monk.....	2006
3	Anthony Eubanks.....	1996
3	Derek Russell.....	1990
3	James Shibest.....	1984
3	Chuck Dicus.....	1969

### CAREER

1. 11	Anthony Lucas.....	1995-99
2. 10	Treyton Burks.....	2019-21
3. 9	Jarius Wright.....	2008-11
9	Anthony Eubanks.....	1994-97
5. 8	Cobi Hamilton.....	2009-12
6. 7	Joe Adams.....	2008-11
7. 6	George Wilson.....	2001-03
8. 5	Greg Childs.....	2008-11
5	Derek Russell.....	1987-90
5	Chuck Dicus.....	1968-70



**TREYTON BURKS** set the single-season school record with six 100-yard games in 2022 on his way to 1,104 yards – third-most in school history – and 11 touchdowns – second-most in school history.





## 100-YARD RECEIVING GAMES (158)

PLAYER	DATE	REC	YDS	TD	OPPONENT
Cobi Hamilton	9/22/12	10	303	3	Rutgers
Jarius Wright	10/1/11	13	281	2	Texas A&M
Treyton Burks	12/5/20	10	206	1	Missouri
Mike Reppond	11/6/71	12	204	0	Rice
Lucas Miller	11/22/08	10	201	1	Mississippi State
James Shibest	11/24/84	13	199	2	SMU
Derek Holloway	9/11/82	5	196	1	Tulsa
Anthony Lucas	9/4/99	6	194	3	SMU
Chuck Dicus	11/9/68	8	193	2	Rice
Marcus Monk	11/4/06	8	192	1	South Carolina
Treyton Burks	11/20/21	8	179	2	Alabama
Cobi Hamilton	11/3/12	11	177	0	Tulsa
Anthony Lucas	11/7/98	4	177	2	Ole Miss
George Wilson	11/1/03	9	172	1	Kentucky
Anthony Lucas	11/14/98	8	172	2	Tennessee
Boo Williams	9/16/00	5	171	2	Boise State
Mike Reppond	10/16/71	8	171	1	Texas
Chuck Dicus	1/1/70	6	171	1	Ole Miss
Chuck Dicus	1/1/69	12	169	1	Georgia
Treyton Burks	9/25/21	6	167	1	Texas A&M
Anthony Eubanks	10/25/97	9	167	1	Auburn
Derek Russell	10/6/90	8	166	2	TCU
Cobi Hamilton	11/27/10	3	164	2	LSU
Greg Childs	10/16/10	9	164	2	Auburn
Derek Russell	10/28/89	6	164	2	Houston
Cobi Hamilton	9/29/12	11	162	0	Texas A&M
James Shibest	9/29/84	9	156	2	Navy
Chuck Dicus	10/4/69	9	156	2	TCU
Drew Morgan	9/26/15	8	155	1	Texas A&M
Wear Schoonover	10/19/29	13	152	0	Baylor
Jonathan Williams	10/13/12	3	150	2	Kentucky
Chuck Dicus	10/3/70	6	150	0	TCU
Anthony Lucas	10/3/98	6	149	1	Kentucky
Max Peacock	11/25/67	7	149	1	Texas Tech
Gary Stiggers	10/28/78	5	148	0	Houston
Cobi Hamilton	10/27/12	12	146	0	Ole Miss
Greg Childs	9/11/10	12	146	2	Louisiana Monroe
Chuck Dicus	12/6/69	9	146	1	Texas
Jared Cornelius	10/8/16	5	146	0	Alabama
Anthony Eubanks	11/28/97	4	142	1	LSU
Mike Woods	11/21/20	4	140	0	LSU
Greg Childs	9/19/09	5	140	2	Georgia
Jarius Wright	9/5/09	6	139	0	Missouri State
Joe Adams	9/4/10	6	138	2	Tennessee Tech
Anthony Eubanks	10/12/96	8	138	1	Louisiana Tech
Treyton Burks	10/17/20	11	137	1	Ole Miss
D.J. Williams	11/7/09	7	137	0	South Carolina
Marcus Monk	11/11/06	8	137	2	Tennessee
Anthony Lucas	11/28/97	6	137	1	TCU
Derek Russell	10/1/88	4	137	1	LSU
Mike Reppond	10/9/71	5	137	2	Baylor
Bruce Maxwell	1/1/70	9	137	1	Ole Miss
Treyton Burks	10/9/21	7	136	1	Ole Miss
Derek Russell	11/24/90	5	136	1	SMU
Jarius Wright	10/29/11	10	135	1	Vanderbilt
Greg Childs	10/17/09	4	135	1	Florida
Steven Harris	9/18/04	6	133	2	Louisiana Monroe
Mike Reppond	10/2/71	7	133	0	TCU
Lance Alworth	11/18/61	6	133	1	SMU
Jordan Jones	9/1/18	5	132	1	Eastern Illinois
Cobi Hamilton	9/10/11	5	132	1	New Mexico
Jarius Wright	9/25/10	6	131	0	Alabama
Cobi Hamilton	11/21/09	3	131	2	Mississippi State
Joe Adams	9/18/10	6	130	0	Georgia
Anthony Eubanks	9/28/96	8	130	1	Louisiana Monroe
Treyton Burks	11/26/21	7	129	1	Missouri
Mike Woods	11/14/20	2	129	2	Florida
Hunter Henry	11/21/15	7	129	2	Mississippi State
D.J. Williams	11/1/08	6	129	0	Tulsa
D.J. Williams	10/25/08	10	129	0	Ole Miss
Bobby Crockett	1/1/66	10	129	1	LSU
Derek Russell	9/22/90	7	128	0	Tulsa

PLAYER	DATE	REC	YDS	TD	OPPONENT
James Shibest	10/20/84	7	128	1	Texas
Treyton Burks	9/18/21	3	127	1	Georgia Southern
J.J. Meadors	9/3/94	5	127	2	SMU
Jim Hodge	9/9/72	7	127	0	Southern California
Jared Cornelius	9/24/16	7	126	1	Texas A&M
Richard Smith	10/5/02	3	125	1	Tennessee
Chuck Dicus	10/11/69	4	125	0	Baylor
Joe Adams	10/22/11	4	124	0	Ole Miss
Greg Childs	11/28/09	5	124	0	LSU
D.J. Williams	9/6/08	5	124	2	Louisiana Monroe
Marcus Monk	9/16/06	5	124	1	Vanderbilt
Matt Landers	9/17/22	7	123	0	Missouri State
Richard Smith	10/18/03	6	123	1	Florida
David Dickey	11/25/67	6	123	1	Texas Tech
Jordan Jones	11/24/17	2	122	1	Missouri
Drew Morgan	11/7/15	9	122	3	Ole Miss
Brandon Mitchell	9/1/12	4	122	0	Jacksonville State
Richard Smith	9/6/03	3	122	1	Tulsa
Matt Landers	12/28/22	3	121	1	Kansas
James Shibest	10/4/86	5	121	0	TCU
Joe Adams	1/4/11	9	120	1	Ohio State
Harry Jones	10/1/66	2	120	2	TCU
Bobby Crockett	10/30/65	5	120	1	Texas A&M
Matt Landers	11/5/22	6	119	0	Liberty
Chris Gragg	11/19/11	8	119	1	Mississippi State
Donny Bobo	9/10/77	2	119	1	New Mexico State
Floyd Sagely	11/28/53	6	118	1	Tulsa
Treyton Burks	10/31/20	7	117	2	Texas A&M
Hunter Henry	9/12/15	8	117	0	Toledo
Jonathan Nance	10/7/17	8	116	1	South Carolina
Jim Benton	11/20/37	8	116	0	George Washington
Matt Landers	10/29/22	4	115	0	Auburn
Mike Woods	9/21/19	4	115	1	San Jose State
George Wilson	11/23/01	7	115	1	LSU
Jim Hodge	11/14/70	4	115	0	SMU
Steven Harris	10/2/04	6	114	0	Florida
Jadon Haselwood	10/8/22	3	113	0	Mississippi State
Anthony Lucas	9/5/98	4	113	2	Louisiana Lafayette
Gerald McMurray	11/7/81	5	113	0	Baylor
Jarius Wright	11/1/08	5	112	0	Tulsa
Cobi Hamilton	11/6/10	7	111	1	South Carolina
George Wilson	9/13/03	5	111	1	Texas
George Wilson	12/30/02	8	111	1	Minnesota

PLAYER	DATE	REC	YDS	TD	OPPONENT
Boo Williams	9/2/00	4	111	1	Missouri State
Anthony Eubanks	10/5/96	6	111	0	Florida
Anthony Lucas	10/7/95	4	111	2	Tennessee
Drew Morgan	10/3/15	5	110	0	Tennessee
Hunter Henry	11/1/14	7	110	0	Mississippi State
Chris Gragg	9/1/02	7	110	2	Jacksonville State
Joe Adams	10/3/09	3	110	0	Texas A&M
Gary Anderson	10/9/82	4	110	1	Texas Tech
Treyton Burks	10/16/21	9	109	2	Auburn
Hunter Henry	9/28/13	4	109	0	Texas A&M
Joe Adams	9/17/11	8	109	1	Troy
Joe Adams	10/31/09	3	109	2	Eastern Michigan
Jarius Wright	9/3/11	6	108	2	Missouri State
Jarius Wright	9/19/09	4	108	1	Georgia
Anthony Eubanks	10/28/95	8	108	1	Auburn
Donnie Centers	11/1/86	3	108	1	Rice
Donnie Centers	9/27/86	4	108	1	New Mexico State
Keon Hatcher	9/20/14	6	107	1	Northern Illinois
Keon Hatcher	9/5/15	6	106	2	UTEP
Anthony Lucas	9/23/95	6	106	1	Memphis
Lewis Carpenter	9/27/52	3	106	1	Houston
Jared Cornelius	10/1/16	4	106	2	Alcorn State
Keon Hatcher	11/25/16	3	106	0	Missouri
Dominique Reed	11/7/15	7	105	2	Ole Miss
Jarius Wright	11/20/10	2	105	1	Mississippi State
George Wilson	11/3/01	8	105	1	Ole Miss
Keon Hatcher	12/29/16	6	105	1	Virginia Tech
George Wilson	10/25/03	6	104	0	Ole Miss
Anthony Eubanks	9/20/97	7	104	1	Alabama
Jarius Wright	11/5/11	4	103	2	South Carolina
Anthony Lucas	10/14/95	5	103	0	Ole Miss
Treyton Burks	9/26/20	7	102	1	Georgia
Anthony Lucas	11/6/99	6	102	0	Ole Miss
Bobby Nichols	10/30/71	9	102	0	Texas A&M
Bobby Crockett	10/16/65	8	102	1	Texas
Cedric Washington	11/20/04	5	101	0	Mississippi State
Anthony Eubanks	11/6/97	7	101	1	Ole Miss
Bobby Duckworth	9/20/80	4	101	1	Oklahoma State
Jonathan Nance	9/23/17	3	100	1	Texas A&M
George Wilson	9/20/03	4	100	1	North Texas
Anthony Lucas	9/19/98	3	100	1	SMU
Anthony Eubanks	9/27/97	5	100	1	Louisiana Tech
Donny Bobo	10/1/77	5	100	1	TCU



**COBI HAMILTON** set the Razorback single-game receiving record with 303 yards on 10 receptions against Rutgers in 2012. The 303 receiving yards is still an SEC record.





## INDIVIDUAL TOTAL OFFENSE RECORDS

### PLAYS

GAME	
1. 62	Tyler Wilson at Texas A&M (3 rushes, 59 passes, 1 TD).....2012
2. 61	Tyler Wilson vs. LSU (9 rushes, 52 passes, 1 TD).....2012
3. 57	Tyler Wilson vs. Texas A&M (6 rushes, 51 passes, 3 TD).....2011
4. 56	Brandon Allen vs. Toledo (3 rushes, 53 passes, 0 TD).....2015
56	Joe Ferguson vs. Texas A&M (5 rushes, 51 passes, 1 TD).....1971
6. 55	KJ Jefferson at Ole Miss (20 rushes, 35 passes, 6 TD).....2021
7. 54	Clint Stoerner at Alabama (2 rushes, 52 passes, 1 TD).....1999
54	Clint Stoerner at Ole Miss (15 rushes, 39 passes, 0 TD).....1997
54	Clint Stoerner vs. Auburn (11 rushes, 43 passes, 2 TD).....1997
54	Bill Montgomery at Texas (19 rushes, 35 passes, 1 TD).....1968

### SEASON

1. 498	Tyler Wilson (60 rushes, 438 passes, 28 TD).....2011
2. 466	Austin Allen (65 rushes, 401 passes, 27 TD).....2016
3. 461	Ryan Mallett (58 rushes, 403 passes, 32 TD).....2009
4. 458	KJ Jefferson (158 rushes, 300 passes, 33 TD).....2022
5. 455	Ryan Mallett (44 rushes, 411 passes, 36 TD).....2010
6. 442	Tyler Wilson (41 rushes, 401 passes, 21 TD).....2012
7. 440	KJ Jefferson (146 rushes, 294 passes, 27 TD).....2021
8. 438	Clint Stoerner (81 rushes, 357 passes, 14 TD).....1997
9. 429	Casey Dick (72 rushes, 357 passes, 16 TD).....2008
10. 426	Brandon Allen (56 rushes, 370 passes, 31 TD).....2015

### CAREER

1. 1,200	Clint Stoerner (177 rushes, 1,023 passes, 62 TD).....1996-99
2. 1,192	Barry Lunney Jr. (336 rushes, 856 passes, 40 TD).....1992-95
3. 1,151	Brandon Allen (135 rushes, 1,016 passes, 68 TD).....2012-15
4. 1,137	Matt Jones (382 rushes, 755 passes, 77 TD).....2001-04
5. 1,058	Tyler Wilson (110 rushes, 948 passes, 56 TD).....2008-12
6. 1,028	KJ Jefferson (362 rushes, 666 passes 67 TD).....2019-pres.
7. 978	Quinn Grovey (452 rushes, 526 passes, 50 TD).....1987-90
8. 973	Brad Taylor (329 rushes, 644 passes, 35 TD).....1981-84
9. 959	Casey Dick (105 rushes, 850 passes, 4 rec, 51 TD).....2005-08
10. 916	Ryan Mallett (102 rushes, 814 passes, 68 TD).....2009-10

### YARDS

GAME	
1. 481	Tyler Wilson vs. Texas A&M (-29 rushing, 510 passing, 3 TD).....2011
2. 448	Brandon Allen at Ole Miss (6 rushing, 442 passing, 6 TD).....2015
3. 435	Brandon Allen vs. Toledo (23 rushing, 412 passing, 0 TD).....2015
4. 426	Tyler Wilson vs. Rutgers (7 rushing, 419 passing, 3 TD).....2012
5. 425	KJ Jefferson vs. Missouri St. (40 rushing, 385 passing 3 TD).....2022
6. 417	KJ Jefferson vs. Kansas (130 rushing, 287 passing, 4 TD).....2022
7. 414	Ryan Mallett vs. Georgia (6 rushing, 408 passing, 5 TD).....2009
8. 411	KJ Jefferson at Ole Miss (85 rushing, 326 passing, 6 TD).....2021
411	Brandon Allen vs. Miss. St. (5 rushing, 406 passing, 7 TD).....2015
10. 402	Ryan Mallett vs. Vanderbilt (-7 rushing, 409 passing, 3 TD).....2010

### SEASON

1. 3,795	Ryan Mallett (-74 rushing, 3,869 passing, 36 TD).....2010
2. 3,635	Tyler Wilson (-3 rushing, 3,638 passing, 28 TD).....2011
3. 3,595	Ryan Mallett (-29 rushing, 3,624 passing, 32 TD).....2009
4. 3,547	Brandon Allen (107 rushing, 3,440 passing, 31 TD).....2015
5. 3,394	Tyler Wilson (7 rushing, 3,387 passing, 21 TD).....2012
6. 3,340	KJ Jefferson (664 rushing, 2,676 passing, 27 TD).....2021
7. 3,304	Austin Allen (-126 rushing, 3,430 passing, 27 TD).....2016
8. 3,288	KJ Jefferson (640 rushing, 2,648 passing, 33 TD).....2022
9. 2,695	Matt Jones (622 rushing, 2,073 passing, 21 TD).....2004
10. 2,624	Matt Jones (707 rushing, 1,917 passing, 26 TD).....2003

### CAREER

1. 8,392	Matt Jones (2,535 rushing, 5,947 passing, 77 TD).....2001-04
2. 7,721	Tyler Wilson (-44 rushing, 7,765 passing, 56 TD).....2008-12
3. 7,596	Brandon Allen (133 rushing, 7,463 passing, 68 TD).....2012-15
4. 7,390	Ryan Mallett (-103 rushing, 7,493 passing, 68 TD).....2009-10
5. 7,245	KJ Jefferson (1,429 rushing, 5,816 passing, 67 TD).....2019-pres.
6. 7,049	Clint Stoerner (-373 rushing, 7,422 passing, 62 TD).....1996-99
7. 6,242	Quinn Grovey (1,756 rushing, 4,496 passing, 50 TD).....1987-90
8. 5,887	Barry Lunney Jr. (105 rushing, 5,782 passing, 40 TD).....1992-95
9. 5,623	Casey Dick (-233 rushing, 5,856 passing, 51 TD).....2005-08
10. 5,145	Brad Taylor (343 rushing, 4,802 passing, 35 TD).....1981-84

### TOUCHDOWN RESPONSIBILITY

GAME	
1. 7	Brandon Allen vs. Mississippi State.....2015
2. 6	KJ Jefferson at Ole Miss.....2021
6	Brandon Allen at Ole Miss.....2015
6	Ryan Mallett vs. UTEP.....2010
6	Madre Hill vs. South Carolina.....1995
5. 5	KJ Jefferson at BYU.....2022
5	Alex Collins vs. UT Martin.....2015
5	Tyler Wilson vs. Kentucky.....2012
5	Ryan Mallett vs. Mississippi State.....2009
5	Ryan Mallett vs. Troy.....2009
5	Ryan Mallett vs. Georgia.....2009
5	Quinn Grovey vs. Houston.....1989
5	Jessie Clark vs. Baylor.....1981
5	Gene Davidson vs. Oklahoma Mines.....1916
5	Gene Davidson vs. Hendrix.....1915

### SEASON

1. 36	Ryan Mallett (4 rushing, 32 passing).....2010
2. 33	KJ Jefferson (9 rushing, 24 passing).....2022
3. 32	Ryan Mallett (2 rushing, 30 passing).....2009
4. 31	Brandon Allen (1 rushing, 30 passing).....2015
5. 28	Tyler Wilson (4 rushing, 24 passing).....2011
6. 27	KJ Jefferson (6 rushing, 21 passing).....2021
27	Austin Allen (2 rushing, 25 passing).....2016
27	Clint Stoerner (1 rushing, 26 passing).....1998
9. 26	Matt Jones (8 rushing, 18 passing).....2003
10. 23	Quinn Grovey (5 rushing, 18 passing).....1990

### CAREER

1. 77	Matt Jones (24 rushing, 53 passing).....2001-04
2. 68	Brandon Allen (4 rushing, 64 passing).....2012-15
68	Ryan Mallett (6 rushing, 62 passing).....2009-10
4. 67	Clint Stoerner (19 rushing, 48 passing).....2019-pres.
5. 62	Clint Stoerner (5 rushing, 57 passing).....1996-99
6. 56	Tyler Wilson (4 rushing, 52 passing).....2008-12
7. 51	Casey Dick (3 rushing, 47 passing, 1 receiving).....2005-08
51	Darren McFadden (41 rush, 7 pass, 2 rec., 1 ko ret.).....2005-07
9. 50	Quinn Grovey (21 rushing, 29 passing).....1987-90
10. 46	Bill Burnett (46 rushing, 0 passing).....1968-70

### YARDS PER PLAY

#### SEASON (MIN. 150 PLAYS)

1. 8.34	Ryan Mallett (455 for 3,795).....2010
2. 8.33	Brandon Allen (426 for 3,547).....2015
3. 8.05	Matt Jones (326 for 2,624).....2003
4. 7.80	Ryan Mallett (461 for 3,595).....2009
5. 7.77	Matt Jones (347 for 2,695).....2004
6. 7.68	Tyler Wilson (442 for 3,394).....2012
7. 7.59	KJ Jefferson (440 for 3,340).....2021
8. 7.58	Felix Jones (154 for 1,168).....2006
9. 7.34	Jack Robbins (213 for 1,564).....1935
10. 7.30	Tyler Wilson (498 for 3,635).....2011

#### CAREER (MIN. 500 PLAYS)

1. 8.07	Ryan Mallett (916 for 7,390).....2009-10
2. 7.35	Matt Jones (1,137 for 8,352).....2001-04
3. 7.30	Tyler Wilson (1,058 for 7,721).....2008-12
4. 7.05	KJ Jefferson (1,028 for 7,245).....2019-pres.
5. 6.60	Brandon Allen (1,151 for 7,596).....2012-15
6. 6.38	Quinn Grovey (978 for 6,242).....1987-90
7. 5.94	Darren McFadden (807 for 4,795).....2005-07
8. 5.91	Jack Robbins (577 for 3,408).....1935-37
9. 5.87	Clint Stoerner (1,200 for 7,049).....1996-99
10. 5.86	Casey Dick (959 for 5,624).....2005-08



Arkansas' all-time leader in career yards (8,392) and career touchdowns (77), quarterback **MATT JONES** led the Razorbacks to a 7-1 record when he ran for 100 yards.





## INDIVIDUAL ALL-PURPOSE RECORDS

### ALL-PURPOSE YARDAGE

GAME	
1. 355	Darren McFadden vs. South Carolina (38 plays, 1 TD).....2007
2. 315	Darren McFadden at South Carolina (29 plays, 2 TD).....2006
3. 303	Cobi Hamilton vs. Rutgers (10 plays, 3 TD).....2012
4. 293	Harry Jones vs. Oklahoma State (11 plays, 2 TD).....1965
5. 287	Felix Jones vs. Troy (16 plays, 2 TD).....2007
6. 281	Jarius Wright vs. Texas A&M (13 plays, 2 TD).....2011
7. 271	Dickey Morton at Baylor (28 plays, 2 TD).....1973
8. 261	Raheim Sanders vs. Ole Miss (29 plays, 3 TD).....2022
9. 259	Alex Collins vs. Kansas State (25 plays, 3 TD)*.....2016
10. 253	Michael Smith at Kentucky (40 plays, 2 TD).....2008

\* 2016 AutoZone Liberty Bowl

### SEASON

1. 2,310	Darren McFadden (362 plays, 17 TD).....2007
2. 2,058	Darren McFadden (305 plays, 16 TD).....2006
3. 1,990	Felix Jones (171 plays, 13 TD).....2007
4. 1,829	Felix Jones (192 plays, 10 TD).....2006
5. 1,746	Alex Collins (276 plays, 20 TD).....2015
6. 1,714	Raheim Sanders (250 plays, 12 TD).....2022
7. 1,604	Dickey Morton (243 plays, 5 TD).....1973
8. 1,583	Madre Hill (330 plays, 16 TD).....1995
9. 1,580	Rawleigh Williams III (260 plays, 13 TDs).....2016
10. 1,513	Darren McFadden (202 plays, 11 TD).....2005

### CAREER

1. 5,881	Darren McFadden (869 plays, 44 TD).....2005-07
2. 5,330	Dennis Johnson (527 plays, 20 TD).....2008-12
3. 5,099	Felix Jones (488 plays, 27 TD).....2005-07
4. 4,535	Gary Anderson (630 plays, 19 TD).....1979-82
5. 4,057	Alex Collins (698 plays, 36 TD).....2013-15
6. 4,070	Dickey Morton (647 plays, 17 TD).....1971-73
7. 3,750	Ben Cowins (662 plays, 30 TD).....1975-78
8. 3,657	Cedric Cobbs (636 plays, 28 TD).....1999-2003
9. 3,610	DeCori Birmingham (403 plays, 13 TD).....2001-04
10. 3,583	James Rouse (614 plays, 39 TD).....1985-89

### SCORING - POINTS

GAME	
1. 36	Madre Hill vs. South Carolina (6 TD).....1995
2. 33	Gene Davidson vs. Oklahoma Mines (5 TD, 3 PAT).....1916
33	Gene Davidson vs. Hendrix (5 TD, 3 PAT).....1915
4. 30	Alex Collins vs. UT Martin (5 TD).....2015
30	Jessie Clark vs. Baylor (5 TD).....1981
6. 26	Richard Miller vs. Central Missouri (4 TD, 2 PAT).....1927
26	Gene Davidson vs. Central Missouri (4 TD, 2 PAT).....1917
8. 24	Rawleigh Williams III at Mississippi State (4 TD).....2016
24	Jonathan Williams at Texas Tech (4 TD).....2014
24	Darren McFadden vs. Florida International (4 TD).....2007
24	James Rouse vs. New Mexico (4 TD).....1987
24	Darryl Bowles vs. TCU (4 TD).....1980

### SEASON

1. 120	Alex Collins (20 TD).....2015
120	Bill Burnett (20 TD).....1969
3. 118	Zach Hocker (21 FG, 55 PAT).....2011
4. 109	Alex Tejada (17 FG, 58 PAT).....2007
5. 106	Cam Little (20 FG, 46 PAT).....2021
106	Alex Tejada (16 FG, 58 PAT).....2009
7. 104	Zach Hocker (16 FG, 56 PAT).....2010
8. 102	Darren McFadden (17 TD).....2007
102	Kendall Trainor (24 FG, 30 PAT).....1988
102	James Rouse (17 TD).....1987

### CAREER

1. 354	Zach Hocker (61 FG, 171 PAT).....2010-13
2. 294	Bill Burnett (49 TD).....1968-70
3. 280	Steve Little (53 FG, 121 PAT).....1974-77
4. 268	Darren McFadden (44 TD, 2 two-point).....2005-07
5. 267	Todd Wright (60 FG, 87 PAT).....1989-92
6. 264	Kendall Trainor (51 FG, 111 PAT).....1985-88
7. 252	Todd Latourette (47 FG, 111 PAT).....1995-98
8. 247	Alex Tejada (37 FG, 136 PAT).....2007-10
9. 238	James Rouse (39 TD, 2 two-point).....1985-89
10. 220	Ish Ordenez (44 FG, 88 PAT).....1978-80

### MOST TOUCHDOWNS

GAME	
1. 6	Madre Hill vs. South Carolina.....1995
2. 5	Alex Collins vs. UT Martin.....2015
5	Jessie Clark vs. Baylor.....1981
5	Gene Davidson vs. Oklahoma Mines.....1916
5	Gene Davidson vs. Hendrix.....1915
6. 4	14 others (Most recent: R. Williams III at Mississippi St.).....2016

### SEASON

1. 20	Alex Collins.....2015
20	Bill Burnett.....1969
3. 17	Darren McFadden.....2007
17	James Rouse.....1987
5. 16	Darren McFadden.....2006
16	Madre Hill.....1995
16	Bill Burnett.....1968
16	David Dickey.....1967
16	Bobby Burnett.....1965
10. 14	Jonathan Williams.....2014
14	Knile Davis.....2010
14	Ben Cowins.....1977
14	Billy Moore.....1962

### CAREER

1. 49	Bill Burnett.....1968-70
2. 44	Darren McFadden.....2005-07
3. 39	James Rouse.....1985-89
4. 36	Alex Collins.....2013-15
5. 30	Ben Cowins.....1975-78
6. 28	Cedric Cobbs.....1999-2003
28	David Dickey.....1966-68
8. 27	Felix Jones.....2005-07
27	Marcus Monk.....2004-07
27	Madre Hill.....1994-98



**DARREN McFADDEN** is Arkansas' all-time career leader in all-purpose yards (5,881) and is the only Razorback to ever accumulate more than 2,000 all-purpose yards in a season (2006 and 2007).





## INDIVIDUAL KICKING RECORDS

### FIELD GOAL ATTEMPTS

GAME		
1. 6	Brennan O'Donohoe at Tennessee (made 3)	2002
6	Greg Horne vs. Tulsa (made 4)	1984
3. 5	Zach Hocker vs. South Carolina (made 3)	2011
5	Todd Wright at Tennessee (made 4)	1992
5	Kendall Trainor vs. Texas A&M (made 5)	1988
5	Kendall Trainor vs. TCU (made 5)	1988
5	Steve Little vs. Tulsa (made 3)	1977
5	Bill McClard vs. SMU (made 3)	1970

### SEASON

1. 30	Steve Little (made 19)	1977
2. 27	Zach Hocker (made 21)	2011
27	Kendall Trainor (made 24)	1988
4. 25	Todd Wright (made 17)	1992
5. 24	Cam Little (made 20)	2021
24	Connor Limpert (made 19)	2018
24	Todd Latourette (made 17)	1998
24	Bruce Lahay (made 19)	1981
9. 23	Alex Tejada (made 17)	2007
23	Todd Wright (made 20)	1989
23	Steve Little (made 11)	1976

### CAREER

1. 89	Steve Little (made 53)	1974-77
2. 79	Zach Hocker (made 61)	2010-13
79	Todd Wright (made 60)	1989-92
4. 71	Todd Latourette (made 47)	1995-98
5. 69	Kendall Trainor (made 51)	1985-88
6. 62	Ish Ordonez (made 44)	1978-80
7. 54	Alex Tejada (made 37)	2007-10
8. 53	Greg Horne (made 29)	1983-84
9. 52	Connor Limpert (made 41)	2016-19
10. 46	Bill McClard (made 29)	1969-71

### FIELD GOALS MADE

1. 5	Kendall Trainor vs. Texas A&M (att. 5)	1988
5	Kendall Trainor vs. TCU (att. 5)	1988
3. 4	Cam Little vs. Texas (att. 4)	2021
4	Connor Limpert vs. Ole Miss (att. 4)	2018
4	Chris Balseiro vs. Missouri (att. 4)	2003
4	Todd Wright at Auburn (att. 4)	1992
4	Todd Wright at Tennessee (att. 5)	1992
4	Todd Wright vs. UTEP (att. 4)	1989
4	Kendall Trainor at Houston (att. 4)	1988
4	Greg Horne vs. Tulsa (att. 6)	1984
4	Bruce Lahay at Texas Tech (att. 4)	1981
4	Steve Little at Rice (att. 4)	1975

### SEASON

1. 24	Kendall Trainor (att. 27)	1988
2. 21	Zach Hocker (att. 27)	2011
3. 20	Cam Little (att. 24)	2021
20	Todd Wright (att. 23)	1989
5. 19	Connor Limpert (att. 24)	2018
19	Bruce Lahay (att. 24)	1981
19	Steve Little (att. 30)	1977
8. 18	Ish Ordonez (att. 22)	1978
9. 17	Alex Tejada (att. 23)	2007
17	Todd Latourette (att. 24)	1998
17	Todd Wright (att. 25)	1992

### CAREER

1. 61	Zach Hocker (att. 79)	2010-13
2. 60	Todd Wright (att. 79)	1989-92
3. 53	Steve Little (att. 89)	1974-77
4. 51	Kendall Trainor (att. 69)	1985-88
5. 47	Todd Latourette (att. 71)	1995-98
6. 44	Ish Ordonez (att. 62)	1978-80
7. 41	Connor Limpert (att. 52)	2016-19
8. 37	Alex Tejada (att. 54)	2007-10
9. 33	Cam Little (att. 40)	2021-pres.
10. 29	Greg Horne (att. 53)	1983-86
29	Bill McClard (att. 46)	1969-71

### FIELD GOAL PERCENTAGE

#### SEASON (MIN. 10 MADE)

1. .889	Kendall Trainor (24-27)	1988
2. .870	Todd Wright (20-23)	1989
3. .867	Zach Hocker (13-15)	2013
4. .842	Zach Hocker (16-19)	2010
5. .833	Cam Little (20-24)	2021
6. .818	Ish Ordonez (18-22)	1979
7. .813	Cam Little (13-16)	2022
8. .792	Connor Limpert (19-24)	2018
.792	Bruce Lahay (19-24)	1981
10. .786	Todd Wright (11-14)	1990

#### CAREER (MIN. 20 MADE)

1. .786	Connor Limpert (41-52)	2016-19
2. .772	Zach Hocker (61-79)	2010-13
3. .759	Todd Wright (60-79)	1989-92
4. .739	Kendall Trainor (51-69)	1985-88
5. .710	Ish Ordonez (44-62)	1978-80
6. .700	Chris Balseiro (28-40)	2002-05
7. .688	Brennan O'Donohoe (22-32)	2000-02
8. .682	Alex Tejada (37-54)	2007-10
9. .662	Todd Latourette (47-71)	1995-98
10. .630	Bill McClard (29-46)	1969-71

### LONGEST FIELD GOALS

1. 67	Steve Little vs. Texas	1977
2. 61	Steve Little vs. Tulsa	1976
3. 60	Bill McClard vs. SMU	1970
4. 58	Kendall Trainor vs. Miami	1988
5. 57	Steve Little vs. Baylor	1977
57	Steve Little vs. Oklahoma State	1976
7. 55	Connor Limpert vs. Vanderbilt	2018
55	Kendall Trainor vs. Tulsa	1986
9. 54	Connor Limpert vs. Colorado State	2019
54	Connor Limpert vs. North Texas	2019
54	Adam McFain at Auburn	2016
54	Zach Hocker vs. Mississippi State	2013

### MOST CONSECUTIVE FGs MADE

1. 24	Kendall Trainor	1988
-------	-----------------	------



**ZACH HOCKER** finished his career in 2013 as Arkansas' all-time leading scorer, totaling 354 points. Hocker also holds Razorback records for career field goals and field goal percentage.





## INDIVIDUAL KICKING RECORDS

### PAT ATTEMPTS

GAME		
1. 9	Cole Hedlund vs. UT Martin	2015
9	John Henson vs. Nicholls	2014
9	Alex Tejada vs. Eastern Michigan	2009
9	Alex Tejada vs. North Texas	2007
9	Jeremy Davis vs. Southeast Missouri State	2006
9	Chris Balseiro vs. New Mexico State	2004
9	Kendall Trainor vs. Pacific	1988
9	Elvin Geiser vs. Hendrix	1933
9. 8	Alex Tejada vs. Troy	2009
8	Bill McClard vs. North Texas State	1971
8	Bill McClard vs. Wichita State	1970
8	Bob White vs. Tulsa	1968
8	Tom McNelly vs. Tulsa	1963

### SEASON

1. 60	Alex Tejada (made 58)	2007
2. 59	Alex Tejada (made 58)	2009
3. 58	Cole Hedlund (made 58)	2015
4. 57	Zach Hocker (made 55)	2011
5. 56	Zach Hocker (made 56)	2010
6. 51	Bill McClard (made 50)	1970
7. 50	Cam Little (made 50)	2022
8. 48	Jeremy Davis (made 46)	2006
9. 46	Cam Little (made 46)	2021
10. 44	Bill McClard (made 40)	1969
44	Ronny South (made 42)	1965

### CAREER

1. 173	Zach Hocker (made 171)	2010-13
2. 140	Alex Tejada (made 136)	2007-10
3. 133	Bill McClard (made 125)	1969-71
4. 131	Steve Little (made 121)	1974-77
5. 116	Kendall Trainor (made 111)	1985-88
6. 114	Chris Balseiro (made 111)	2002-05
7. 113	Todd Latourette (made 111)	1995-98
8. 96	Cam Little (made 96)	2021-pres.
9. 93	Connor Limpert (made 91)	2016-19
93	Ish Ordonez (made 88)	1978-80

### PATS MADE

GAME		
1. 9	Cole Hedlund vs. UT Martin	2015
9	John Henson vs. Nicholls	2014
9	Alex Tejada vs. Eastern Michigan	2009
9	Alex Tejada vs. North Texas	2007
9	Jeremy Davis vs. Southeast Missouri State	2006
9	Chris Balseiro vs. New Mexico State	2004
9	Kendall Trainor vs. Pacific	1988
9	Elvin Geiser vs. Hendrix	1933
9. 8	Alex Tejada vs. Troy	2009
8	Bill McClard vs. Wichita State	1970
8	Bob White vs. Tulsa	1968
8	Tom McNelly vs. Tulsa	1963

### SEASON

1. 58	Cole Hedlund (att. 58)	2015
58	Alex Tejada (att. 59)	2009
58	Alex Tejada (att. 60)	2007
4. 56	Zach Hocker (att. 56)	2010
5. 55	Zach Hocker (att. 57)	2011
6. 50	Cam Little (att. 50)	2022
50	Bill McClard (att. 51)	1970
8. 46	Cam Little (att. 46)	2021
46	Jeremy Davis (att. 48)	2006
10. 42	Ronny South (att. 44)	1965

### CAREER

1. 171	Zach Hocker (att. 173)	2010-13
2. 136	Alex Tejada (att. 141)	2007-10
3. 125	Bill McClard (att. 133)	1969-71
4. 121	Steve Little (att. 131)	1974-77

5. 111	Chris Balseiro (att. 114)	2002-05
111	Todd Latourette (att. 113)	1995-98
111	Kendall Trainor (att. 116)	1985-88
8. 96	Cam Little (att. 96)	2021-pres.
9. 91	Connor Limpert (att. 93)	2016-19
91	Cole Hedlund (att. 91)	2015-17

### KICK SCORING

GAME		
1. 19	Kendall Trainor vs. TCU (5-5 FG, 4-4 PAT)	1988
2. 17	Alex Tejada vs. Troy (4-4 FG, 5-5 PAT)	2007
3. 16	Cam Little vs. Texas (4-4 FG, 4-4 PAT)	2021
16	Alex Tejada vs. Florida International (3-3 FG, 7-7 PAT)	2007
5. 15	Todd Wright vs. UTEP (4-4 FG, 3-4 PAT)	1989
15	Kendall Trainor vs. Texas A&M (5-5 FG, 0-0 PAT)	1988
7. 14	Zach Hocker vs. Mississippi State (3-4 FG, 5-5 PAT)	2011
14	Zach Hocker vs. South Carolina (3-5 FG, 5-5 PAT)	2011
14	Tony Dodson vs. Louisiana Monroe (3-3 FG, 5-5 PAT)	1999
14	Todd Latourette vs. SMU (3-3 FG, 5-5 PAT)	1998
14	Kendall Trainor at Houston (4-4 FG, 2-2 PAT)	1988
14	Bruce Lahay at Texas Tech (4-4 FG, 2-2 PAT)	1981
14	Steve Little vs. TCU (3-3 FG, 5-5 PAT)	1976
14	Bill McClard vs. Wichita State (2-2 FG, 8-8 PAT)	1970

### SEASON

1. 118	Zach Hocker (21 FG, 55 PAT)	2011
2. 109	Alex Tejada (17 FG, 58 PAT)	2007
3. 106	Cam Little (20 FG, 46 PAT)	2021
106	Alex Tejada (16 FG, 58 PAT)	2009
5. 104	Zach Hocker (16 FG, 56 PAT)	2010
6. 102	Kendall Trainor (24 FG, 30 PAT)	1988
7. 98	Todd Wright (20 FG, 38 PAT)	1989
8. 94	Steve Little (19 FG, 37 PAT)	1977
9. 92	Todd Latourette (17 FG, 41 PAT)	1998
10. 89	Cam Little (13 FG, 50 PAT)	2022

### CAREER

1. 354	Zach Hocker (61 FG, 171 PAT)	2010-13
2. 280	Steve Little (53 FG, 121 PAT)	1974-77
3. 267	Todd Wright (60 FG, 87 PAT)	1989-92
4. 264	Kendall Trainor (51 FG, 111 PAT)	1985-88
5. 252	Todd Latourette (47 FG, 111 PAT)	1995-98
6. 247	Alex Tejada (37 FG, 136 PAT)	2007-10
7. 220	Ish Ordonez (44 FG, 88 PAT)	1978-80
8. 214	Connor Limpert (41 FG, 91 PAT)	2016-19
9. 212	Bill McClard (29 FG, 125 PAT)	1969-71
10. 195	Cam Little (33 FG, 96 PAT)	2021-pres.
195	Chris Balseiro (28 FG, 111 PAT)	2002-05



**ALEX TEJADA** registered two of the three highest-scoring seasons in Razorback history in 2007 and 2009 and was named to Arkansas' all-decade team for the 2000s.





## INDIVIDUAL PUNTING RECORDS

### PUNTS

GAME		
1. 11	Greg Horne at Baylor (445 yards for 40.4 avg.)	1984
11	Bobby Nix at SMU (506 yards for 46.0 avg.)	1963
3. 10	Toby Baker at Auburn (415 yards for 41.5 avg.)	2016
10	Toby Baker at Alabama (402 yards for 40.2 avg.)	2015
10	Richie Butler vs. UNLV (434 yards for 43.4 avg.)	2001
10	Drew Toole vs. Rice (365 yards for 36.5 avg.)	1972
10	Lance Alworth vs. Tulsa (301 yards for 30.1 avg.)	1961
10	Lamar McHan vs. Santa Clara (395 yards for 39.5 avg.)	1951
10	Lamar McHan vs. Texas (382 yards for 38.2 avg.)	1951
10	George Cole at Oklahoma State (390 yards for 39.0 avg.)	1926
10	Gene Davidson vs. Oklahoma (245 yards for 24.5 avg.)	1915

### SEASON

1. 70	Matt Wait (2,935 yards for 41.9 avg.)	1997
2. 69	Richie Butler (2,715 yards for 39.3 avg.)	2002
69	Matt Wait (2,777 yards for 40.3 avg.)	1996
4. 68	Pete Raether (2,938 yards for 43.2 avg.)	1992
5. 67	Richie Butler (2,848 yards for 42.5 avg.)	2001
6. 65	Richie Butler (2,784 yards for 42.8 avg.)	2000
65	Pete Raether (2,836 yards for 43.6 avg.)	1991
8. 64	Lamar McHan (2,377 yards for 37.1 avg.)	1951
64	Aubrey Fowler (2,214 yards for 34.6 avg.)	1946
64	Kay Eakin (2,448 yards for 38.3 avg.)	1939

### CAREER

1. 251	Matt Wait (10,177 yards for 40.5 avg.)	1994-97
2. 231	Richie Butler (9,546 yards for 41.3 avg.)	1999-02
3. 219	Dylan Breeding (9,387 yards for 42.9 avg.)	2009-12
4. 192	Jacob Skinner (7,554 yards for 39.3 avg.)	2003-06
5. 180	Greg Horne (8,000 yards for 44.4 avg.)	1983-86
6. 179	Reid Bauer (7,519 yards for 42.0 avg.)	2018-22
7. 157	Pete Raether (6,743 yards for 42.9 avg.)	1990-92
8. 145	Lamar McHan (5,504 yards for 38.0 avg.)	1951-53
9. 142	Jeremy Davis (5,842 yards for 41.1 avg.)	2004-08
10. 133	Kay Eakin (5,250 yards for 39.5 avg.)	1937-39

### LONGEST PUNTS

1. 86	Steve Cox vs. Texas	1986
2. 83	Pete Raether vs. Louisiana	1991
83	Harold Cox vs. SMU	1943

4. 81	Lamar McHan vs. Texas	1951
81	Kay Eakin vs. TCU	1938
6. 80	Allen Meacham vs. Baylor	1988
7. 79	Sam Irwin-Hill vs. South Carolina	2013
79	Richie Butler vs. Alabama	2002
79	Jack Robbins vs. TCU	1937
10. 78	Reid Bauer at Auburn	2022
78	Gerald Nesbitt vs. SMU	1955
78	Louis Schauffele vs. William & Mary	1948
78	Louis Schauffele vs. Texas A&M	1948

### PUNTING YARDAGE

GAME		
1. 506	Bobby Nix at SMU (11 punts)	1965
2. 445	Greg Horne at Baylor (11 punts)	1984
3. 434	Richie Butler vs. UNLV (10 punts)	2001
4. 415	Toby Baker at Auburn (10 punts)	2016
5. 412	Matt Wait vs. South Carolina (9 punts)	1997
6. 402	Toby Baker at Alabama (10 punts)	2015
7. 395	Lamar McHan vs. Santa Clara (10 punts)	1951
8. 390	George Cole vs. Oklahoma State (10 punts)	1926
9. 389	Richie Butler vs. Alabama (8 punts)	2002
10. 382	Lamar McHan vs. Texas (10 punts)	1951

### SEASON

1. 2,938	Pete Raether (68 for 43.2 avg.)	1992
2. 2,935	Matt Wait (70 for 41.9 avg.)	1997
3. 2,848	Richie Butler (67 for 42.5 avg.)	2001
4. 2,836	Pete Raether (65 for 43.6 avg.)	1991
5. 2,797	Steve Little (63 for 44.4 avg.)	1976
6. 2,784	Richie Butler (65 for 42.8 avg.)	2000
7. 2,777	Matt Wait (69 for 40.3 avg.)	1996
8. 2,715	Richie Butler (69 for 39.3 avg.)	2002
9. 2,532	Toby Baker (57 for 44.4 avg.)	2016
10. 2,510	Reid Bauer (58 for 43.3 avg.)	2021

### CAREER

1. 10,177	Matt Wait (251 for 40.5 avg.)	1994-97
2. 9,546	Richie Butler (231 for 41.3 avg.)	1999-2002
3. 9,387	Dylan Breeding (219 for 42.9 avg.)	2009-12
4. 8,000	Greg Horne (180 for 44.4 avg.)	1983-86
5. 7,554	Jacob Skinner (192 for 39.3 avg.)	2003-06

6. 7,519	Reid Bauer (179 for 42.0 avg.)	2018-22
7. 6,743	Pete Raether (157 for 42.9 avg.)	1990-92
8. 5,842	Jeremy Davis (142 for 41.1 avg.)	2004-08
9. 5,504	Lamar McHan (145 for 38.0 avg.)	1951-53
10. 5,250	Kay Eakin (133 for 39.5 avg.)	1937-39

### PUNTING AVERAGE

#### GAME (MIN. 2 PUNTS)

1. 70.0	Steve Cox at Texas (2 punts)	1980
2. 59.0	Allen Meacham at Baylor (2 punts)	1988
3. 58.3	Dylan Breeding vs. Tulsa (3 punts)	2012
4. 57.8	Pete Raether at Texas Tech (4 punts)	1991
5. 57.0	Zach Hocker at Rutgers (3 punts)	2013
6. 56.5	Mike Kirkland at Texas Tech (2 punts)	1972
7. 54.6	Greg Horne at Texas Tech (3 punts)	1983
8. 54.5	Gerald Nesbitt at SMU (2 punts)	1957
9. 53.5	Sam Irwin-Hill vs. South Carolina (4 punts)	2013
53.5	Richie Butler vs. Boise State (4 punts)	2000

#### SEASON (MIN. 4 PUNTS PER GAME)

1. 47.2	Greg Horne (49 for 2,313 yards)	1986
2. 46.5	Steve Cox (47 for 2,186 yards)	1980
3. 45.6	Dylan Breeding (53 for 2,416 yards)	2012
4. 45.3	Dylan Breeding (53 for 2,400 yards)	2011
5. 44.4	Toby Baker (57 for 2,532 yards)	2016
44.4	Steve Little (63 for 2,797 yards)	1976
7. 44.3	Steve Little (48 for 2,127 yards)	1977
8. 43.8	Greg Horne (51 for 2,234 yards)	1984
9. 43.6	Pete Raether (65 for 2,836 yards)	1991
10. 43.3	Reid Bauer (58 for 2,510 yards)	2021

#### CAREER (MIN. 85 PUNTS)

1. 45.2	Steve Cox (89 for 4,026 yards)	1979-80
2. 44.4	Greg Horne (180 for 8,000 yards)	1983-86
44.4	Steve Little (111 for 4,924 yards)	1974-77
4. 43.0	Toby Baker (101 for 4,340 yards)	2014-16
5. 42.9	Dylan Breeding (219 for 9,387 yards)	2009-12
42.9	Pete Raether (157 for 6,743 yards)	1990-92
7. 42.0	Reid Bauer (179 for 7,519 yards)	2018-22
42.0	Sam Irwin-Hill (104 for 4,364 yards)	2013-14
9. 41.7	Brad Taylor (99 for 4,131 yards)	1981-83
10. 41.3	Richie Butler (231 for 9,546 yards)	1999-2002



**DYLAN BREEDING** was a two-time All-SEC punter for the Razorbacks and ranks in the top five in career punting yardage and punting average.





## INDIVIDUAL RETURN RECORDS

### PUNT RETURNS

GAME		
1. 9	Ken Hatfield vs. Rice (89 yards).....	1964
2. 8	Bobby Joe Edmonds at Ole Miss (53 yards).....	1985
8	Gary Anderson at Texas Tech (130 yards).....	1979
4. 7	Jack Morris vs. North Texas (146 yards).....	1971
7	Gary Adams at TCU (59 yards).....	1968
7	Gary Adams vs. TCU (91 yards).....	1967
7	Gary Adams vs. Oklahoma State (33 yards).....	1967
7	Lance Alworth vs. Tulsa (136 yards).....	1961

### SEASON

1. 40	Bobby Joe Edmonds (466 yards).....	1985
2. 36	Orlando Watters (290 yards).....	1992
36	Vaughn Lusby (294 yards).....	1977
4. 34	Gary Anderson (286 yards).....	1979
5. 31	Ken Hatfield (518 yards).....	1964
6. 29	Gary Anderson (222 yards).....	1982
29	Gary Anderson (252 yards).....	1981
29	Vaughn Lusby (161 yards).....	1976
9. 28	DeCori Birmingham (342 yards).....	2002
28	Orlando Watters (157 yards).....	1993
28	Gary Adams (290 yards).....	1967
28	Lance Alworth (336 yards).....	1961

### CAREER

1. 115	Gary Anderson (1,004 yards).....	1979-82
2. 93	Bobby Joe Edmonds (959 yards).....	1982-85
3. 86	Vaughn Lusby (625 yards).....	1974, 76-78
4. 78	Tim Horton (657 yards).....	1986-89
5. 72	Ken Hatfield (1,153 yards).....	1962-64
6. 64	Orlando Watters (447 yards).....	1991-93
7. 53	Marvin Jackson (594 yards).....	2001, 03
8. 52	DeCori Birmingham (546 yards).....	2001-04
9. 51	Lance Alworth (690 yards).....	1959-61
10. 49	Gary Adams (505 yards).....	1966-68

### PUNT RETURN YARDAGE

GAME		
1. 174	Joe Adams vs. Missouri State (6 returns).....	2011
2. 146	Jack Morris vs. North Texas State (7 returns).....	1971
3. 136	Lance Alworth vs. Tulsa (7 returns).....	1961
4. 134	Terry Stewart vs. Wichita State (4 returns).....	1969
5. 130	Gary Anderson at Texas Tech (8 returns).....	1979
6. 120	Joe Adams vs. Ole Miss (3 returns).....	2010
7. 114	Nathan Parodi vs. UAPB (4 returns).....	2021
8. 105	Bryce Stephens vs. Missouri State (3 returns).....	2022
9. 104	Marvin Jackson at Kentucky (4 returns).....	2003
104	Orlando Watters at South Carolina (5 returns).....	1992

### SEASON

1. 518	Ken Hatfield (31 returns).....	1964
2. 466	Bobby Joe Edmonds (40 returns).....	1985
3. 395	Aubrey Fowler (23 returns).....	1947
4. 375	Martine Bercher (24 returns).....	1966
5. 350	Ken Hatfield (21 returns).....	1963
6. 342	DeCori Birmingham (28 returns).....	2002
7. 336	Lance Alworth (28 returns).....	1961
8. 329	Marvin Jackson (26 returns).....	2003
9. 321	Joe Adams (19 returns).....	2011
10. 307	Lance Alworth (18 returns).....	1960

### CAREER

1. 1,153	Ken Hatfield (72 returns).....	1962-64
2. 1,004	Gary Anderson (115 returns).....	1979-82
3. 959	Bobby Joe Edmonds (93 returns).....	1982-85
4. 690	Lance Alworth (51 returns).....	1959-61
5. 657	Tim Horton (78 returns).....	1986-89
6. 642	Aubrey Fowler (45 returns).....	1946-47
7. 625	Vaughn Lusby (86 returns).....	1974, 76-78
8. 594	Marvin Jackson (53 returns).....	2001, 03
594	Johnny Cole (39 returns).....	1950-52
10. 570	Joe Adams (36 returns).....	2008-11

### PUNT RETURN AVERAGE

#### SEASON (MIN. 15 RETURNS)

1. 18.31	Johnny Cole (16 for 293 yards).....	1950
2. 17.17	Aubrey Fowler (23 for 395 yards).....	1947
3. 17.06	Lance Alworth (18 for 307 yards).....	1960
4. 16.89	Joe Adams (19 for 321 yards).....	2011
5. 16.71	Ken Hatfield (31 for 518 yards).....	1964
6. 16.67	Ken Hatfield (21 for 350 yards).....	1963
7. 15.63	Martine Bercher (24 for 375 yards).....	1966
8. 15.56	Joe Adams (16 for 249 yards).....	2010
9. 15.53	Johnny Cole (15 for 233 yards).....	1951
10. 14.32	Michael James (19 for 272 yards).....	1991

#### CAREER (MIN. 25 RETURNS)

1. 16.01	Ken Hatfield (72 for 1,153 yards).....	1962-64
2. 15.83	Joe Adams (36 for 570 yards).....	2008-11
3. 15.63	Johnny Cole (38 for 594 yards).....	1950-52
4. 15.32	Martine Bercher (25 for 383 yards).....	1965-66
5. 14.27	Aubrey Fowler (45 for 642 yards).....	1946-47
6. 13.53	Lance Alworth (51 for 690 yards).....	1959-61
7. 12.92	Dean Pryor (25 for 323 yards).....	1950-52
8. 11.21	Marvin Jackson (25 for 594 yards).....	2001, 03
9. 10.50	DeCori Birmingham (52 for 546 yards).....	2001-04
10. 10.31	Bobby Joe Edmonds (93 for 959 yards).....	1982-85
10.31	Gary Adams (49 for 505 yards).....	1966-68

### KICKOFF RETURNS

#### GAME

1. 8	Cobi Hamilton at Auburn (142 yards).....	2010
2. 7	Deon Stewart vs. LSU (117 yards).....	2016
7	D'Arthur Cowan at Mississippi State (108 yards).....	2012
7	Fred Talley vs. Boise State (135 yards).....	2000
5. 6	Dennis Johnson vs. LSU (103 yards).....	2008
6	Dennis Johnson at Texas (150 yards).....	2008
6	Dennis Johnson vs. Alabama (142 yards).....	2008
6	DeCori Birmingham vs. Alabama (197 yards).....	2002
6	Steven Harris vs. Ole Miss (124 yards).....	2000
6	Rod Stinson vs. Tennessee (109 yards).....	1999
6	Donnie Centers at Baylor (145 yards).....	1986
6	Carl Miller at SMU (111 yards).....	1984

#### SEASON

1. 41	Dennis Johnson (905 yards).....	2008
2. 40	Dennis Johnson (1,031 yards).....	2009
3. 29	De'Vion Warren (765 yards).....	2017
4. 28	DeCori Birmingham (638 yards).....	2002
5. 25	Cedric Washington (497 yards).....	2003
6. 23	Lance Ray (518 yards).....	2010
23	Felix Jones (554 yards).....	2006
23	Barry Foster (445 yards).....	1988
9. 22	Felix Jones (652 yards).....	2007
22	Jon Richardson (501 yards).....	1972

#### CAREER

1. 119	Dennis Johnson (2,784 yards).....	2008-12
2. 65	De'Vion Warren (1,610 yards).....	2017-pres.
3. 62	Felix Jones (1,749 yards).....	2005-07
4. 61	DeCori Birmingham (1,321 yards).....	2001-04
5. 55	Derek Holloway (1,209 yards).....	1979-82
6. 51	Barry Foster (1,008 yards).....	1987-89
7. 43	Carl Miller (1,016 yards).....	1983-85
8. 38	Darren McFadden (926 yards).....	2005-07
9. 36	Cedric Washington (701 yards).....	2003-06
10. 35	Jon Richardson (780 yards).....	1970-72

### KICKOFF RETURN YARDAGE

#### GAME

1. 197	DeCori Birmingham vs. Alabama (6 returns).....	2002
2. 152	Derek Holloway at Houston (4 returns).....	1980
3. 150	Dennis Johnson at Texas (6 returns).....	2008
4. 147	Felix Jones at Southern California (4 returns).....	2005
5. 146	Carl Miller vs. Baylor (3 returns).....	1983
6. 145	Dennis Johnson vs. Auburn (3 returns).....	2009
145	Donnie Centers at Baylor (6 returns).....	1986
8. 144	Felix Jones vs. Troy (3 returns).....	2007
9. 142	Cobi Hamilton at Auburn (8 returns).....	2010
10. 142	Dennis Johnson vs. Alabama (6 returns).....	2008

#### SEASON

1. 1,031	Dennis Johnson (40 returns).....	2009
2. 905	Dennis Johnson (41 returns).....	2008
3. 765	De'Vion Warren (29 returns).....	2017
4. 652	Felix Jones (22 returns).....	2007
5. 638	DeCori Birmingham (28 returns).....	2002
6. 554	Felix Jones (23 returns).....	2006
7. 543	Felix Jones (17 returns).....	2005
8. 518	Lance Ray (23 returns).....	2010
9. 501	Jon Richardson (22 returns).....	1972
10. 497	Cedric Washington (25 returns).....	2003
497	Ron Dickerson (20 returns).....	1992

#### CAREER

1. 2,784	Dennis Johnson (119 returns).....	2008-12
2. 1,749	Felix Jones (62 returns).....	2005-07
3. 1,610	De'Vion Warren (65 returns).....	2017-pres.
4. 1,321	DeCori Birmingham (61 returns).....	2001-04
5. 1,209	Derek Holloway (55 returns).....	1979-82
6. 1,016	Carl Miller (43 returns).....	1982-85
7. 1,008	Barry Foster (51 returns).....	1987-89
8. 926	Darren McFadden (38 returns).....	2005-07
9. 780	Jon Richardson (35 returns).....	1970-72
10. 776	Ron Dickerson (31 returns).....	1989-92

### KICKOFF RETURN AVERAGE

#### SEASON (MIN. 13 RETURNS)

1. 31.94	Felix Jones (17 for 543 yards).....	2005
2. 29.64	Felix Jones (22 for 652 yards).....	2007
3. 28.50	De'Vion Warren (14 for 399 yards).....	2018
4. 26.38	De'Vion Warren (29 for 765 yards).....	2017
5. 25.78	Dennis Johnson (40 for 1,031 yards).....	2009
6. 25.61	Dennis Johnson (18 for 461 yards).....	2011
7. 25.57	Marquel Wade (14 for 358 yards).....	2011
8. 25.31	Jack Brasuell (13 for 329 yards).....	1963
9. 24.85	Ron Dickerson (20 for 497 yards).....	1992
10. 24.09	Felix Jones (23 for 554 yards).....	2006

#### CAREER (MIN. 20 RETURNS)

1. 28.21	Felix Jones (62 for 1,749 yards).....	2005-07
2. 26.14	Dickey Morton (22 for 575 yards).....	1971-73
3. 25.03	Ron Dickerson (31 for 776 yards).....	1989-92
4. 24.77	De'Vion Warren (59 returns for 1,490 yards).....	2017-19
5. 24.80	Korliss Marshall (28 for 693 yards).....	2013-14
6. 24.40	Darren McFadden (38 for 926 yards).....	2005-07
7. 23.87	Lance Alworth (31 for 740 yards).....	1959-61
8. 23.63	Carl Miller (43 for 1,016 yards).....	1983-85
9. 23.39	Dennis Johnson (119 for 2,784 yards).....	2008-12
10. 22.48	David Dickey (21 for 472 yards).....	1966-68





## INDIVIDUAL RETURN RECORDS

### TOTAL RETURNS

GAME		
1. 9	Bobby Joe Edmonds at Ole Miss (8 PR, 1 KR) .....	1985
9	Ken Hatfield vs. Rice (9 PR, 0 KR) .....	1964
3. 8	Cobi Hamilton at Auburn (0 PR, 8 KR) .....	2010
8	DeCori Birmingham vs. Alabama (2 PR, 6 KR) .....	2002
8	Gary Anderson at Texas Tech (8 PR, 0 KR) .....	1979
8	Mike Higgins vs. Ole Miss (4 PR, 1 KR) .....	1994
7. 7	12 times (Most recent: Deon Stewart vs. LSU) .....	2016

### SEASON

1. 56	DeCori Birmingham (28 PR, 28 KR) .....	2002
2. 50	Gary Anderson (34 PR, 16 KR) .....	1979
3. 46	Orlando Watters (28 PR, 18 KR) .....	1993
4. 43	Ken Hatfield (31 PR, 12 KR) .....	1964
5. 41	Dennis Johnson (0 PR, 41 KR) .....	2008
41	Bobby Joe Edmonds (40 PR, 1 KR) .....	1985
41	Lance Alworth (28 PR, 13 KR) .....	1961
8. 40	Dennis Johnson (0 PR, 40 KR) .....	2009
9. 37	Orlando Watters (36 PR, 1 KR) .....	1992
10. 36	Vaughn Lusby (36 PR, 0 KR) .....	1977

### CAREER

1. 137	Gary Anderson (115 PR, 22 KR) .....	1979-82
2. 119	Dennis Johnson (0 PR, 119 KR) .....	2008-12
3. 113	DeCori Birmingham (52 PR, 61 KR) .....	2001-04
4. 96	Bobby Joe Edmonds (93 PR, 3 KR) .....	1982-85
5. 91	Vaughn Lusby (86 PR, 5 KR) .....	1974, 76-78
91	Ken Hatfield (72 PR, 19 KR) .....	1962-64
7. 83	Orlando Watters (64 PR, 19 KR) .....	1991-92
8. 82	Lance Alworth (51 PR, 31 KR) .....	1959-61
9. 80	Tim Horton (78 PR, 2 KR) .....	1986-89
10. 65	De'Von Warren (0 PR, 65 KR) .....	2017-pres.

### TOTAL RETURN YARDAGE

GAME		
1. 219	DeCori Birmingham vs. Alabama (8 returns) .....	2002
2. 174	Joe Adams vs. Missouri State (6 returns) .....	2011
3. 152	Derek Holloway vs. Houston (4 returns) .....	1980
4. 150	Dennis Johnson at Texas (6 returns) .....	2008
5. 147	Felix Jones vs. Southern California (4 returns) .....	2005
6. 146	Carl Miller vs. Baylor (3 returns) .....	1983
146	Jack Morris vs. North Texas (7 returns) .....	1971
8. 145	Dennis Johnson vs. Auburn (3 returns) .....	2009
145	Donnie Centers vs. Baylor (6 returns) .....	1986
10. 144	Felix Jones vs. Troy (3 returns) .....	2007

### SEASON

1. 1,031	Dennis Johnson (40/1,031 KR) .....	2009
2. 980	DeCori Birmingham (28/342 PR, 28/638 KR) .....	2002
3. 905	Dennis Johnson (41/905 KR) .....	2008
4. 771	Ken Hatfield (31/518 PR, 12/253 KR) .....	1964
5. 765	De'Von Warren (29/765 KR) .....	2017
6. 652	Felix Jones (22/652 KR) .....	2007
7. 636	Lance Alworth (28/336 PR, 13/300 KR) .....	1961
8. 635	Lance Alworth (18/307 PR, 14/328 KR) .....	1960
9. 629	Gary Anderson (34/286 PR, 16/343 KR) .....	1979
10. 554	Felix Jones (23/554 KR) .....	2006
554	Felix Jones (1/11 PR, 17/543 KR) .....	2005

### CAREER

1. 2,784	Dennis Johnson (19/2,784 KR) .....	2008-12
2. 1,867	DeCori Birmingham (52/546 PR, 61/1,321 KR) .....	2001-04
3. 1,760	Felix Jones (1/11 PR, 62/1,749 KR) .....	2005-07
4. 1,604	Ken Hatfield (72/1,153 PR, 19/451 KR) .....	1962-64
5. 1,461	Gary Anderson (115/1,004 PR, 22/457 KR) .....	1979-82
6. 1,430	Lance Alworth (51/690 PR, 31/740 KR) .....	1959-61
7. 1,253	Derek Holloway (4/44 PR, 55/1,209 KR) .....	1979-82
8. 1,020	Bobby Joe Edmonds (93/959 PR, 3/61 KR) .....	1982-85
9. 1,016	Carl Miller (43/1,016 KR) .....	1983-85
10. 1,008	Barry Foster (51/1,008 KR) .....	1987-89



An All-SEC selection in 2012, **DENNIS JOHNSON** holds SEC records in both career kickoff returns (119) and career kickoff return yardage (2,784).





## INDIVIDUAL DEFENSE RECORDS

### TACKLES

GAME		
1. 29	Ronnie Caveness vs. Texas.....	1963
2. 25	Ronnie Caveness at Texas.....	1964
3. 24	Cliff Powell vs. Texas.....	1969
4. 23	Ronnie Caveness vs. Missouri.....	1963
5. 22	Ken Hamlin vs. Troy.....	2002
22	Quinton Caver vs. Alabama.....	2000
22	Loyd Phillips vs. Tulsa.....	1965
8. 21	William Hampton vs. Oklahoma State.....	1977
21	Ronnie Caveness vs. Baylor.....	1963
10. 20	Bumper Pool at Mississippi State.....	2020
20	Jerry Franklin at Mississippi State.....	2010
20	Tony Bua at Georgia.....	2001
20	Jermaine Petty at Ole Miss.....	2001
20	LaSalle Harper vs. UCLA.....	1988

### SEASON

1. 174	Wayne Harris (62 UT, 112 AT).....	1960
2. 159	Ken Hamlin (97 UT, 62 AT).....	2002
3. 155	Ronnie Caveness (87 UT, 68 AT).....	1964
4. 154	Cliff Powell (72 UT, 82 AT).....	1968
154	Ronnie Caveness (34 UT, 120 AT).....	1963
6. 150	Jermaine Petty (85 UT, 65 AT).....	2001
7. 140	Rickey Williams (87 UT, 53 AT).....	1987
8. 136	Mick Thomas (74 UT, 62 AT).....	1990
9. 134	Cliff Powell (70 UT, 64 AT).....	1969
10. 133	Caleb Miller (84 UT, 49 AT).....	2003

### CAREER

1. 441	Bumper Pool (174 UT, 267 AT).....	2018-22
2. 408	Tony Bua (248 UT, 160 AT).....	2000-03
3. 382	Jerry Franklin (199 UT, 183 AT).....	2008-11
4. 381	Ken Hamlin (221 UT, 160 AT).....	2000-02
5. 372	Sam Olajubutu (223 UT, 149 AT).....	2003-06
6. 371	DeJon Harris (198 UT, 173 AT).....	2016-19
7. 368	Caleb Miller (232 UT, 136 AT).....	2000-03
8. 367	Cliff Powell (172 UT, 195 AT).....	1967-69
9. 357	Ronnie Caveness (133 UT, 224 AT).....	1962-64
10. 343	Rickey Williams (210 UT, 133 AT).....	1984-87

### TACKLES FOR LOSS

GAME		
1. 5	Jermaine Brooks vs. Auburn.....	2001
5	Henry Ford vs. Memphis.....	1993
5	Mark Smith at Alabama.....	1993
5	Wayne Martin vs. Ole Miss.....	1988
5. 4.5	Desmond Sims vs. South Carolina.....	2005
6. 4	7 times (most recent: Anthony Leon vs. Tennessee Tech).....	2010

### SEASON

1. 23	Steven Conley (175 yards).....	1995
23	Henry Ford (116 yards).....	1993
3. 20.5	Jamaal Anderson (113 yards).....	2006
4. 19	Billy Ray Smith Jr. (128 yards).....	1981
19	Jimmy Walker (125 yards).....	1978
6. 18	Wayne Martin (110 yards).....	1987
18	Dan Hampton (62 yards).....	1978
8. 17	Ray Lee Johnson (89 yards).....	1992
17	Billy Ray Smith Jr. (86 yards).....	1980
10. 16	Junior Soli (53 yards).....	1995

### CAREER

1. 63	Billy Ray Smith Jr. (343 yards).....	1979-82
2. 47.5	Trey Flowers (250 yards).....	2011-14
3. 46	Henry Ford (224 yards).....	1990-93
4. 37	Wayne Martin (189 yards).....	1985-88
37	Jimmy Walker (216 yards).....	1975-78
6. 36	Malcolm Sheppard (124 yards).....	2006-09
36	Caleb Miller (116 yards).....	2000-03
36	Johnnie Meadows (157 yards).....	1974-76
9. 35	Steven Conley (251 yards).....	1992-95
10. 33	Jeb Huckeba (92 yards).....	2001-04

### SACKS

GAME		
1. 5	Wayne Martin vs. Ole Miss.....	1988

SEASON		
1. 14	Steven Conley.....	1995
14	Henry Ford.....	1993
3. 13.5	Jamaal Anderson (95 yards).....	2006
4. 13	Wayne Martin.....	1988
5. 11	Ray Lee Johnson.....	1992
6. 10	Jake Bequette (88 yards).....	2011
7. 9.5	Drew Sanders (45 yards).....	2022
9.5	Chris Smith (65 yards).....	2012
9. 8.5	Chris Smith (71 yards).....	2013
8.5	Antwain Robinson (63 yards).....	2006

### CAREER

1. 25.5	Wayne Martin.....	1985-88
2. 25	Henry Ford.....	1990-93
3. 23.5	Jake Bequette (165 yards).....	2008-11
4. 21.5	Chris Smith (157 yards).....	2010-13
5. 21	Steven Conley.....	1992-95
6. 19	Marcus Adair.....	1993-95
7. 18	Trey Flowers (178 yards).....	2011-14
18	Scott Long.....	1989-92
9. 17.5	Jamaal Anderson (128 yards).....	2004-06
10. 16.5	Deatrich Wise Jr. (122 yards).....	2012-16

### INTERCEPTIONS

GAME		
1. 5	Wear Schoonover at Texas A&M.....	1929
2. 3	Hudson Clark vs. Ole Miss (18 yards).....	2020
3	Michael Grant vs. Louisiana Monroe (0 yards).....	2006
3	David Hogue vs. SMU (20 yards).....	1970
3	Louis Campbell vs. Tennessee (12 yards).....	1971
3	Billy Moore at SMU (4 yards).....	1961
3	Kay Eakin vs. SMU (0 yards).....	1937
7. 2	35 times (most recent: Joe Foucha at Mississippi State).....	2018

### SEASON

1. 10	Jim Rinehart (106 yards, 0 TD).....	1949
2. 7	Louis Campbell (86 yards, 1 TD).....	1971
7	Gary Adams (93 yards, 0 TD).....	1966
4. 6	Orlando Watters (185 yards, 2 TD).....	1993
6	Patrick Williams (57 yards, 1 TD).....	1988
6	David Hogue (45 yards, 1 TD).....	1970
6	Tommy Trantham (104 yards, 0 TD).....	1967
6	George Walker (90 yards, 0 TD).....	1954
9. 5	14 times (most recent: Montaric Brown, 0 yards, 0 TD).....	2021

### CAREER

1. 14	Steve Atwater (99 yards, 1 TD).....	1985-88
2. 13	Gary Adams (113 yards, 0 TD).....	1966-68
3. 12	Tramain Thomas (131 yards, 1 TD).....	2008-11
12	Orlando Watters (250 yards, 3 TD).....	1991-93
12	Louis Campbell (114 yards, 1 TD).....	1970-72
12	Tommy Trantham (300 yards, 0 TD).....	1965-67
7. 11	Anthony Cooney (53 yards, 1 TD).....	1986-89
8. 10	Charles Washington (36 yards, 0 TD).....	1983-86
10	George Walker (130 yards, 0 TD).....	1954-57
10	Jim Rinehart (106 yards, 0 TD).....	1949-51
10	Louis Schaufele (183 yards, 0 TD).....	1948-50

### INTERCEPTION RETURN YARDAGE

GAME		
1. 129	Chris Houston at Mississippi State (2 int.).....	2006
2. 100	Rohan Gaines vs. Ole Miss (1 int.).....	2014
100	Jerrell Norton vs. North Texas (1 int.).....	2007
4. 99	Orlando Watters at LSU (1 int.).....	1993
5. 98	James Skillern vs. Hendrix (1 int.).....	1915
6. 96	Wear Schoonover vs. Centenary (1 int.).....	1929
7. 94	Jimmy Fryer at Texas A&M (1 int.).....	1970



**BUMPER POOL** became Arkansas' all-time leading tackler in 2022 with 441 stops in his career. He joined Tony Bua as the only Razorbacks in history to surpass 400 tackles in their careers.

8. 93	Danny Walters at Houston (1 int.).....	1982
9. 92	Floyd Hogan vs. Southern California (2 int.).....	1974
92	Stu Berryhill vs. Wichita State (1 int.).....	1966

### SEASON

1. 185	Orlando Watters (6 int.).....	1993
2. 174	Jerrell Norton (5 int.).....	2007
3. 158	Tommy Trantham (4 int.).....	1965
4. 129	Chris Houston (3 int.).....	2006
5. 106	Jim Rinehart (10 int.).....	1949
6. 104	Jerry Moore (5 int.).....	1968
104	Tommy Trantham (6 int.).....	1967
8. 100	Rohan Gaines (1 int.).....	2014
9. 98	Danny Walters (4 int.).....	1981
98	James Skillern (1 int.).....	1915

### CAREER

1. 300	Tommy Trantham (12 int.).....	1965-67
2. 250	Orlando Watters (12 int.).....	1991-93
3. 194	Henre' Toliver (8 int.).....	2014-17
4. 191	Danny Walters (7 int.).....	1981-82
5. 187	Kenoy Kennedy (5 int.).....	1996-99
6. 174	Jerrell Norton (5 int.).....	2006-09
7. 155	Greg Lasker (9 int.).....	1982-85
8. 138	Brooks Ellis (4 int.).....	2013-16
9. 131	Tramain Thomas (12 int.).....	2008-11
10. 129	Chris Houston (3 int.).....	2004-06





## LONGEST PLAY TOUCHDOWNS

### RUSHING

1.	99	Broderick Green vs. Eastern Michigan.....	2009
2.	92	Joe Adams vs. Auburn.....	2011
3.	90	Jonathan Williams vs. Nicholls.....	2014
	90	Billy Moore vs. Tulsa.....	1962
5.	89	Ben Cowins vs. Houston.....	1976
6.	88	T.J. Hammonds vs. Coastal Carolina.....	2017
7.	86	Rakeem Boyd vs. Western Kentucky.....	2019
	86	Ralph LaForge vs. Baylor.....	1932
9.	85	Felix Jones vs. Southeast Missouri State.....	2006
	85	Aubrey Fowler vs. SMU.....	1946

### PASSING

1.	92	Matt Jones to Richard Smith vs. Tennessee.....	2002
2.	91	K.J. Jefferson to Treylon Burks vs. Georgia Southern.....	2021
3.	89	Ryan Mallett to Jarius Wright vs. Mississippi State.....	2010
4.	87	Nathan Dick to Lucas Miller vs. Mississippi State.....	2008
	87	Clint Stoerner to Anthony Lucas vs. SMU.....	1998
	87	Jimmy Williams to Derek Russell vs. TCU.....	1988
7.	85	K.J. Jefferson to Treylon Burks vs. Texas A&M.....	2021
	85	Ryan Mallett to Cobi Hamilton vs. LSU.....	2010
	85	Ryan Mallett to Joe Adams vs. Tennessee Tech.....	2010
10.	84	Gordon Long to Alton Baldwin vs. Tulsa.....	1946

### PUNT RETURNS

1.	97	Joe Adams vs. Ole Miss.....	2010
2.	95	Ken Hatfield vs. Tulsa.....	1963
3.	90	Terry Stewart vs. Wichita State.....	1969
4.	87	Orlando Watters vs. South Carolina.....	1992
5.	82	Bryce Stephens vs. Missouri State.....	2022
6.	81	Ken Hatfield vs. Texas.....	1964

7.	80	Nathan Parodi vs. UAPB.....	2021
	80	Gary Anderson vs. Tulane.....	1980
	80	Ken Hatfield vs. Texas Tech.....	1963
10.	79	Gary Adams vs. Baylor.....	1968

### KICKOFF RETURNS

1.	100	De'Vion Warren vs. Auburn.....	2017
	100	Felix Jones vs. Ole Miss.....	2006
	100	Felix Jones vs. Mississippi State.....	2005
	100	Madre Hill vs. LSU.....	1994
	100	Carl Miller vs. Baylor.....	1983
	100	Jim Mooty vs. Hardin-Simmons.....	1958
	100	Billy Kyser vs. Hardin-Simmons.....	1958
	100	Boyd Cypert vs. Missouri School of Mines.....	1911
	100	Boyd Cypert vs. Drury.....	1911
10.	99	Oscar Malone vs. Memphis.....	1992

### INTERCEPTION RETURNS

1.	100	Rohan Gaines vs. Ole Miss.....	2014
	100	Jerell Norton vs. North Texas.....	2007
3.	99	Orlando Watters vs. LSU.....	1993
4.	98	James Skillern vs. Hendrix.....	1915
5.	96	Wear Schoonover vs. Centenary.....	1929
6.	94	Jimmy Fryer vs. Texas A&M.....	1970
7.	93	Danny Walters vs. Houston.....	1982
8.	92	Stu Berryhill vs. Wichita State.....	1966
9.	91	Herman Bagby vs. Oklahoma State.....	1923
10.	88	Jermaine Petty vs. Auburn.....	2001

### BLOCKED FG RETURNS

1.	76	Pierre Brown vs. Mississippi State.....	2004
----	----	---	------



**JOE ADAMS** scored a touchdown on one of Arkansas' 10 longest pass, rush and punt return plays. His 97-yard punt return touchdown against Ole Miss in 2010 is the longest punt return in Razorback history.





## INDIVIDUAL YEARLY LEADERS

### RUSHING

YEAR	PLAYER	ATT	YDS	AVG	TD
2022	Raheim Sanders, So.	222	1,443	6.5	10
2021	KJ Jefferson, So.	146	664	4.5	6
2020	Trelon Smith, Jr.	134	710	5.3	5
2019	Rakeem Boyd, Jr.	184	1,133	6.2	8
2018	Rakeem Boyd, So.	123	734	6.0	2
2017	David Williams, Jr.	117	656	5.6	8
2016	Rawleigh Williams III, So.	245	1,360	5.6	12
2015	Alex Collins, Jr.	271	1,577	5.6	20
2014	Jonathan Williams, Jr.	211	1,190	5.6	12
2013	Alex Collins, Fr.	190	1,026	5.4	4
2012	Dennis Johnson, Sr.	137	757	5.5	8
2011	Dennis Johnson, Jr.	106	670	6.3	3
2010	Knile Davis, So.	204	1,322	6.5	13
2009	Broderick Green, So.	104	442	4.2	11
2008	Michael Smith, Jr.	207	1,072	5.2	8
2007	Darren McFadden, Jr.	325	1,830	5.6	16
2006	Darren McFadden, So.	284	1,647	5.8	14
2005	Darren McFadden, Fr.	176	1,113	6.3	11
2004	Matt Jones, Sr.	83	622	7.5	6
2003	Cedric Cobbs, Sr.	227	1,320	5.8	10
2002	Fred Talley, Jr.	197	1,119	5.7	2
2001	Fred Talley, Jr.	164	774	4.7	4
2000	Fred Talley, So.	137	768	5.6	5
1999	Cedric Cobbs, Fr.	116	668	5.8	3
1998	Chrys Chukwuma, Jr.	149	870	5.8	8
1997	Rod Stinson, Fr.	111	413	3.7	2
1996	Oscar Malone, Sr.	197	814	4.1	4
1995	Madre Hill, So.	307	1,387	4.5	15
1994	Oscar Malone, Jr.	99	597	6.0	3
1993	Oscar Malone, So.	89	555	6.2	5
1992	E.D. Jackson, Sr.	118	466	4.0	2
1991	E.D. Jackson, Jr.	143	641	4.5	1
1990	E.D. Jackson, So.	155	596	3.8	3
1989	James Rouse, Sr.	163	895	5.5	7
1988	Barry Foster, So.	132	660	5.0	8
1987	James Rouse, Jr.	182	1,004	5.5	17
1986	Greg Thomas, Jr.	141	461	3.3	8
1985	James Rouse, Fr.	99	550	5.6	8
1984	Marshall Foreman, So.	183	804	4.4	7
1983	Derek Thomas, Fr.	117	432	3.7	4
1982	Darryl Bowles, Sr.	155	619	4.0	2
1981	Gary Anderson, Jr.	121	616	5.1	1
1980	James Tolbert, Jr.	140	571	4.1	3
1979	Roland Sales, Sr.	138	625	4.6	3
1978	Ben Cowins, Sr.	188	1,006	5.4	6
1977	Ben Cowins, Jr.	220	1,192	5.4	14
1976	Ben Cowins, So.	183	1,162	6.3	7
1975	Ike Forte, Sr.	174	983	5.6	10
1974	Ike Forte, Jr.	187	974	5.3	9
1973	Dickey Morton, Sr.	226	1,298	5.7	5
1972	Dickey Morton, Jr.	242	1,188	4.9	6
1971	Dickey Morton, So.	127	831	6.5	5
1970	Bill Burnett, Sr.	110	445	4.1	12
1969	Bill Burnett, Jr.	209	900	4.3	19
1968	Bill Burnett, So.	207	859	4.1	15
1967	Russell Cody, So.	95	383	4.0	1
1966	David Dickey, So.	115	447	3.9	8
1965	Bobby Burnett, Sr.	232	947	4.1	16
1964	Jack Brasuell, Jr.	173	542	3.1	3
1963	Jim Lindsey, So.	130	444	3.4	2
1962	Billy Moore, Sr.	131	585	4.5	14
1961	Lance Alworth, Sr.	110	516	4.7	5
1960	Lance Alworth, Jr.	106	375	3.5	3
1959	Jim Moaty, Sr.	93	519	5.6	5
1958	Jim Moaty, Jr.	71	395	5.6	4
1957	Gerald Nesbitt, Jr.	145	624	4.3	7
1956	Gerald Nesbitt, So.	129	663	5.1	7
1955	Henry Moore, Sr.	134	701	5.2	3
1954	Henry Moore, Jr.	153	670	4.4	8
1953	Lamar McHan, Sr.	143	409	2.9	4
1952	Buddy Sutton, Sr.	100	448	4.5	3
1951	Lamar McHan, So.	127	433	3.4	4
1950	Buddy Rogers, Sr.	118	476	4.0	3
1949	Geno Mazzanti, Sr.	123	757	6.2	3
1948	Clyde Scott	95	670	7.1	6
1947	Clyde Scott	152	659	4.3	6
1946	Ken Holland	112	397	3.5	2
1945	John Hoffman	139	587	4.3	3

### PASSING

YEAR	PLAYER	COMP	ATT	PCT	TD	INT	YDS
2022	KJ Jefferson, Jr.	204	300	68.0	24	5	2,648
2021	KJ Jefferson, So.	198	294	67.3	21	4	2,676
2020	Feleipe Franks, Sr.	163	238	68.5	17	4	2,107
2019	Nick Starkel, Jr.	96	179	53.6	7	10	1,152
2018	Ty Storey, Jr.	143	250	57.2	11	10	1,584
2017	Austin Allen, Sr.	105	187	56.1	10	5	1,427

2016	Austin Allen, Jr.	245	401	611	25	15	3,430
2015	Brandon Allen, Sr.	244	370	659	30	8	3,440
2014	Brandon Allen, Jr.	190	339	560	20	5	2,285
2013	Brandon Allen, Jr.	128	258	496	13	10	1,552
2012	Tyler Wilson, Sr.	249	401	621	21	13	3,387
2011	Tyler Wilson, Jr.	277	438	632	24	6	3,638
2010	Ryan Mallett, Jr.	266	411	647	32	12	3,869
2009	Ryan Mallett, So.	225	403	558	30	7	3,624
2008	Casey Dick, Sr.	205	357	574	13	14	2,586
2007	Casey Dick, Jr.	150	262	573	18	10	1,695
2006	Casey Dick, So.	65	132	492	9	6	991
2005	Robert Johnson, So.	89	158	563	5	6	876
2004	Matt Jones, Sr.	151	264	572	15	12	2,073
2003	Matt Jones, Jr.	132	230	574	18	8	1,917
2002	Matt Jones, So.	122	234	521	16	8	1,592
2001	Zak Clark, So.	88	179	492	6	4	1,000
2000	Robby Hampton, So.	145	261	556	3	8	1,548
1999	Clint Stoerner, Sr.	177	317	558	19	10	2,293
1998	Clint Stoerner, Jr.	167	312	535	26	8	2,629
1997	Clint Stoerner, So.	173	357	485	12	13	2,347
1996	Pete Burks, So.	115	224	513	6	9	1,390
1995	Barry Lunney Jr., Sr.	180	292	616	12	10	2,181
1994	Barry Lunney Jr., Jr.	101	183	552	11	6	1,345
1993	Barry Lunney Jr., So.	104	202	515	6	7	1,241
1992	Barry Lunney Jr., Fr.	91	189	482	4	5	1,015
1991	Jason Allen, Fr.	48	102	471	6	6	603
1990	Quinn Grovey, Sr.	120	235	511	18	10	1,886
1989	Quinn Grovey, Jr.	72	132	550	5	9	1,149
1988	Quinn Grovey, So.	62	98	633	4	3	966
1987	Quinn Grovey, Fr.	38	62	613	2	4	495
1986	Greg Thomas, Jr.	67	109	615	6	1	1,032
1985	Mark Calcagni, Sr.	27	47	574	3	2	561
1984	Brad Taylor, Sr.	82	147	558	7	11	1,166
1983	Brad Taylor, Jr.	139	257	541	9	8	1,837
1982	Brad Taylor, So.	59	141	418	6	9	1,073
1981	Brad Taylor, Fr.	53	99	535	1	4	726
1980	Tom Jones, So.	93	166	560	6	8	1,161
1979	Kevin Scanlon, Sr.	92	139	662	9	6	1,212
1978	Ron Calcagni, Sr.	62	103	602	4	5	807
1977	Ron Calcagni, Jr.	73	137	533	10	7	1,147
1976	Ron Calcagni, So.	17	57	300	2	4	366
1975	Scott Bull, Sr.	33	71	465	3	6	570
1974	Scott Bull, Jr.	14	32	438	3	1	238
1973	Mike Kirkland, So.	75	151	497	3	13	990
1972	Joe Ferguson, Sr.	119	254	469	9	15	1,484
1971	Joe Ferguson, Jr.	160	271	590	11	12	2,203
1970	Bill Montgomery, Sr.	110	195	564	10	9	1,662
1969	Bill Montgomery, Jr.	93	173	538	9	7	1,333
1968	Bill Montgomery, So.	134	234	573	10	8	1,595
1967	Ronny South, Sr.	84	142	592	11	8	1,159
1966	Jon Brittenum, Jr.	76	143	531	7	7	1,103
1965	Jon Brittenum, Jr.	75	149	503	8	7	1,103
1964	Fred Marshall, Sr.	50	94	532	4	8	656
1963	Bill Gray, Jr.	34	79	430	4	5	483
1962	Billy Moore, Sr.	51	91	560	5	2	673
1961	George McKinney, Sr.	32	68	471	6	5	426
1960	George McKinney, Jr.	39	90	433	9	6	728
1959	James Monroe, Sr.	19	30	633	3	3	202
1958	James Monroe, Jr.	41	96	427	3	8	512
1957	George Walker, Sr.	35	63	556	4	4	587
1956	Don Christian, So.	18	53	340	2	0	260
1955	George Walker, Jr.	22	47	468	2	3	347
1954	George Walker, So.	45	85	529	4	9	603
1953	Lamar McHan, Sr.	78	150	520	8	11	1,107
1952	Lamar McHan, Jr.	55	136	404	5	17	743
1951	Lamar McHan, So.	53	135	393	6	14	724
1950	Jim Rinehart, Jr.	59	139	424	3	15	756
1949	Don Logue, So.	31	79	392	6	8	374
1948	Gordon Long	32	56	571	4	4	449
1947	Ken Holland	25	46	543	5	-	360
1946	Aubrey Fowler	18	40	450	-	-	320
1945	Bud Canada	24	69	348	2	3	272
1939	Kay Eakin	78	193	404	5	18	962
1938	Kay Eakin	34	111	306	3	4	467
1937	Jack Robbins	49	130	377	8	18	554
1936	Jack Robbins	49	107	458	4	7	583
1935	Jack Robbins	95	152	625	7	7	1,219

### RECEIVING

YEAR	PLAYER	REC	YDS	TD
2022	Jadon Haselwood, Jr.	59	702	3
2021	Treyton Burks, Jr.	66	1,104	11
2020	Treyton Burks, So.	51	820	7
2019	Mike Woods, So.	33	423	4
2018	Cheyenne O'Grady, Sr.	33	372	3
2018	La'Michael Pettway, Jr.	30	499	4
2018	Cheyenne O'Grady, Jr.	30	400	6
2017	Jonathan Nance, Jr.	37	539	5
2016	Drew Morgan, Sr.	65	739	3

2015	Drew Morgan, Jr.	63	843	10
2014	Keon Hatcher, Jr.	43	558	6
2013	Javontee Herndon	31	437	4
2012	Cobi Hamilton, Sr.	90	1,335	5
2011	Jarius Wright, Sr.	66	1,117	12
2010	D.J. Williams, Sr.	54	627	4
	Joe Adams, Jr.	50	813	6
2009	Greg Childs, So.	48	894	7
2008	D.J. Williams, So.	61	723	3
2007	Peyton Hillis, Sr.	49	537	5
2006	Marcus Monk, Jr.	50	962	11
2005	Peyton Hillis, So.	38	402	4
	Marcus Monk, So.	35	476	7
2004	Steven Harris, Sr.	37	617	4
	Marcus Monk, Fr.	37	569	6
2003	George Wilson, Jr.	50	900	6
2002	George Wilson, So.	49	626	7
2001	George Wilson, Fr.	40	568	3
2000	Boo Williams, Sr.	52	739	7
1999	Anthony Lucas, Sr.	37	822	5
1998	Michael Williams, Jr.	44	560	5
	Anthony Lucas, Jr.	43	1,004	10
1997	Anthony Eubanks, Sr.	51	870	5
1996	Anthony Eubanks, Jr.	51	809	5
1995	Anthony Eubanks, So.	43	596	4
1994	J.J. Meadors, Jr.	43	613	5
1993	J.J. Meadors, So.	28	429	3
1992	Kirk Botkin, Jr.	33	257	0
	Ron Dickerson, Sr.	32	437	4
1991	Ron Dickerson, Jr.	25	372	3
1990	Derek Russell, Fr.	43	897	8
1989	Tim Horton, Sr.	23	454	0
1988	Tim Horton, Jr.	16	319	1
	Derek Russell, Fr.	15	396	1
1987	Derek Russell, Fr.	16	297	3
1986	James Shibest, Sr.	22	473	0
1985	James Shibest, Jr.	20	446	2
1984	James Shibest, So.	51	907	7
1983	Mark Mistler, Sr.	33	401	2
1982	Gary Anderson, Sr.	26	486	4
	Derek Holloway, Sr.	21	529	2
1981	Gary Anderson, Jr.	26	263	3
	Darryl Mason, Sr.	23	285	3
1980	Gary Anderson, So.	23	153	0
	Bobby Duckworth, Sr.	20	461	2
1979	Gary Stiggers, Jr.	23	221	1
	Robert Farrell, Sr.	21	401	1
1978	Robert Farrell, Jr.	13	229	4
	Jerry Eckwood, Sr.	13	99	0
1977	Donny Bobo, So.	22	454	5
1976	Charles Clay, So.	7	174	1
1975	Freddie Douglas, Sr.	13	232	0
1974	Freddie Douglas, Jr.	15	332	3
1973	Jack Ettinger, Sr.	28	411	1
1972	Mike Reppond, Sr.	36	475	4
1971	Mike Reppond, Jr.	56	986	3
1970	Chuck Cicus, Sr.	38	577	4
1969	Chuck Cicus, Jr.	42	688	4
1968	Max Peacock, Sr.	39	497	2
	Chuck Cicus, So.	38	589	8
1967	Max Peacock, Jr.	30	468	5
1966	Tommy Burnett, Sr.	29	401	2
1965	Bobby Crockett, Sr.	30	487	3
1964	Jim Lindsey, Jr.	24	331	2
1963	Jerry Lamb, Jr.	16	240	2
1962	Jerry Lamb, So.	23	378	4
1961	Lance Alworth, Sr.	18	320	3
1960	Jimmy Collier, Jr.	17	356	3
1959	Steve Butler, Jr.	9	107	2
1958	Charlie Barnes, So.	15	175	2
1957	Billy Kyser, So.	10	179	1
1956	Ronnie Underwood, Jr.	7	154	2
1955	Preston Carpenter, Sr.	11	155	0
1954	Preston Carpenter, Jr.	21	234	2
1953	Floyd Sagely, Sr.	30	542	3
1952	Lewis Carpenter	19	335	2
1951	Pat Summerall, Sr.	24	358	3
1950	Bill Jurney, Jr.	22	335	3
1949	Pat Summerall, So.	17	298	3
1948	Ross Pritchard	17	311	5
1947	Ross Pritchard	15	266	4
1946	Clyde Scott	11	183	0
	Alton Baldwin	10	213	2
1945	John Hoffman	11	196	0
1937	Jim Benton	48	814	7
1936	Jim Benton	35	489	5
1929	Wear Schoonover	33	342	





## INDIVIDUAL YEARLY LEADERS

### SCORING

YEAR	PLAYER	TD	PAT	FG	PTS
2022	Cam Little, So.	0	50	13	89
2021	Cam Little, Fr.	0	46	20	106
2020	A.J. Reed, Sr.	0	27	7	48
2019	Connor Limpert, Jr.	0	29	14	71
2018	Connor Limpert, Jr.	0	29	19	86
2017	David Williams, Sr.	10	0	0	60
2016	Rawleigh Williams III, So.	13	0	0	78
2015	Alex Collins, Jr.	20	0	0	120
2014	Jonathan Williams, Jr.	14	0	0	84
2013	Zach Hocker, Sr.	0	28	13	67
2012	Zach Hocker, Jr.	0	32	11	65
2011	Zach Hocker, So.	0	55	21	118
2010	Zach Hocker, Fr.	0	56	16	104
2009	Alex Tejada, Jr.	0	58	16	106
2008	Michael Smith, Jr.	10	0	0	60
2007	Alex Tejada, Fr.	0	58	17	109
2006	Darren McFadden, So.	16	1	0	98
2005	Chris Balseiro, Sr.	0	31	13	70
2004	Chris Balseiro, Jr.	0	40	4	52
2003	Chris Balseiro, So.	0	40	11	73
2002	David Carlton, Jr.	0	28	12	64
2001	Brennan O'Donohoe, So.	0	29	12	65
2000	Boo Williams, Sr.	7	1	0	44
1999	Tony Dodson, Sr.	0	31	12	67
1998	Todd Latourette, Sr.	0	41	17	92
1997	Todd Latourette, Jr.	0	20	7	41
1996	Todd Latourette, So.	0	18	9	45
1995	Madre Hill, So.	16	0	0	96
1994	Lance Ellison, Sr.	0	24	6	42
1993	Oscar Malone, So.	5	0	0	30
1992	Todd Wright, Sr.	0	11	17	62
1991	Todd Wright, Jr.	0	14	12	50
1990	Todd Wright, So.	0	24	11	57
1989	Todd Wright, Fr.	0	38	20	98
1988	Kendall Trainor, Sr.	0	30	24	102
1987	James Rouse, Jr.	17	0	0	102
1986	Kendall Trainor, So.	0	39	10	69
1985	James Rouse, Fr.	9	1	0	56
1984	Greg Horne, So.	0	14	10	44
1983	Greg Horne, Fr.	0	16	14	58
1982	Gary Anderson, Sr.	9	0	0	54
1981	Bruce Lahay, Sr.	0	31	19	88
1980	Ish Ordonez, Sr.	0	23	13	62
1979	Ish Ordonez, Jr.	0	26	18	80
1978	Ish Ordonez, So.	0	39	13	78
1977	Steve Little, Sr.	0	37	19	94
1976	Steve Little, Jr.	0	23	11	56
1975	Steve Little, So.	0	32	11	65
1974	Steve Little, Fr.	0	29	12	65
1973	Mike Kirkland, So.	3	5	3	34
1972	Mike Kirkland, Fr.	0	26	8	50
1971	Bill McClard, Sr.	0	35	12	71
1970	Bill McClard, Jr.	0	50	10	80
1969	Bill Burnett, Jr.	20	0	0	120
1968	Bill Burnett, So.	16	0	0	96
1967	David Dickey, Jr.	16	0	0	96
1966	David Dickey, So.	8	0	0	48
1965	Bobby Burnett, Sr.	16	0	0	96
1964	Tom McNelly, Sr.	0	29	6	47
1963	Bill Gray, Jr.	5	0	0	30
1962	Billy Moore, Sr.	14	0	0	84
1961	Mickey Cissell, Jr.	1	21	2	33
1960	Mickey Cissell, So.	0	21	2	27
1959	Jim Moaty, Sr.	5	0	0	30
1958	Donnie Stone, Sr.	5	0	0	30
1957	Gerald Nesbitt, Sr.	7	9	0	51
1956	Gerald Nesbitt, Jr.	7	7	0	49
1955	George Walker, Jr.	4	14	1	41
1954	George Walker, So.	7	6	0	48
1953	Lamar McHan, Sr.	4	8	0	32
1952	Lamar McHan, Jr.	4	0	0	24
	Lewis Carpenter	4	0	0	24
1951	Buddy Sutton, Jr.	6	0	0	36
1950	Bill Jurney, Jr.	4	0	0	24
1949	Don Logue, So.	6	0	0	36
1948	Leon Campbell	9	0	0	54
1947	Clyde Scott	6	0	0	36
1946	Aubrey Fowler	3	11	0	29
1945	Alton Baldwin	5	0	0	30
1944	Alton Baldwin	5	0	0	30
1943	Alton Baldwin	5	0	0	30
1942	Bob Forte	3	0	0	18
1941	Frank Delmonego	1	13	1	22
1940	Howard Hickey	3	2	0	20
1939	O'Neil Adams	4	0	0	24
1938	Neil Martin	3	0	0	18
1937	Jim Benton	6	0	0	30

1936	Ralph Rawlings	6	0	0	30
	Jim Benton	6	0	0	30
1935	Allan Keen	6	0	0	30
1934	Elvin Geiser	2	5	1	20
1933	Ralph LaForge	9	3	0	57
1932	Joe Biddle	4	1	0	25
1931	Homer Ledbetter	8	0	0	48
1930	Homer Ledbetter	4	0	0	24
1929	Richard Miller	13	0	0	78
1928	Garland Beavers	13	0	0	78
1927	George Cole	11	16	1	85
1926	George Cole	9	15	1	72
1925	George Cole	3	4	7	43
1917	Gene Davidson	12	5	0	77
1916	Gene Davidson	12	13	0	85
1915	Gene Davidson	3	2	0	20

### PUNT RETURNS

YEAR	PLAYER	NO	YDS	AVG	TD
2022	Bryce Stephens, Fr.	15	149	9.9	1
2021	Nathan Parodi, Jr.	18	205	11.4	1
2020	Nathan Parodi, So.	3	14	4.7	0
2019	Treyton Burks, Fr.	12	130	10.8	0
2018	Deon Stewart, Jr.	9	91	10.1	0
2017	Henre Toliver, Sr.	4	51	12.8	0
2016	Jared Cornelius, Jr.	12	85	7.1	0
2015	Jared Cornelius, So.	7	93	13.3	0
	DJ Dean, Jr.	7	93	13.3	0
2014	DJ Dean, So.	11	121	11.0	0
2013	Javontee Herndon, Sr.	9	67	7.4	0
2012	Nate Holmes, Fr.	11	70	6.4	0
2011	Joe Adams, Sr.	19	321	16.9	4
2010	Joe Adams, Jr.	16	249	15.6	1
2009	Jerrell Norton, Jr.	9	77	8.6	0
2008	Jarius Wright, Fr.	6	15	2.5	0
2007	Jerrell Norton, So.	18	142	7.9	0
2006	Reggie Fish, So.	16	98	6.1	0
2005	Peyton Hillis, So.	16	165	10.3	0
2004	DeCori Birmingham, Sr.	17	115	6.8	0
2003	Marvin Jackson, Sr.	26	329	12.7	1
2002	DeCori Birmingham, So.	28	342	12.2	0
2001	Marvin Jackson, Jr.	27	265	9.8	1
2000	Steadman Campbell, So.	16	103	6.4	0
1999	Rossi Morreale, Jr.	14	79	5.6	0
1998	Rossi Morreale, So.	18	130	7.2	0
1997	Jeromy Flowers, So.	25	157	6.3	0
1996	Anthony Eubanks, Jr.	21	101	4.8	0
1995	J.J. Meadors, Sr.	11	52	4.7	0
1994	Carl Kidd, Sr.	22	165	7.5	0
1993	Orlando Watters, Sr.	28	157	5.6	0
1992	Orlando Watters, Jr.	36	290	8.1	2

1991	Michael James, Sr.	19	272	14.3	1
1990	Michael James, Jr.	8	13	1.6	0
	Dean Peevy, Fr.	5	48	9.6	0
1989	Tim Horton, Sr.	20	124	6.2	0
1988	Tim Horton, Jr.	26	258	9.9	0
1987	Tim Horton, So.	25	224	9.0	0
1986	James Shihbest, Sr.	20	211	10.6	0
1985	Bobby Joe Edmonds, Sr.	40	466	11.7	0
1984	Bobby Joe Edmonds, Jr.	25	294	11.8	0
1983	Bobby Joe Edmonds, So.	23	177	7.7	0
1982	Gary Anderson, Sr.	29	222	7.7	0
1981	Gary Anderson, Jr.	29	252	8.7	0
1980	Gary Anderson, So.	23	244	10.6	0
1979	Gary Anderson, Fr.	34	286	8.4	1
1978	Vaughn Lusby, Sr.	21	170	8.1	0
1977	Vaughn Lusby, Jr.	36	294	8.2	0
1976	Vaughn Lusby, So.	29	161	5.6	0
1975	Jerry Eckwood, Sr.	15	105	7.0	0
1974	Floyd Hogan, Sr.	27	128	4.7	0
1973	Teddy Barnes, So.	11	46	4.2	0
	Floyd Hogan, Jr.	8	64	8.0	0
1972	John Mosely, Sr.	19	182	9.6	0
1971	Jack Morris, Jr.	24	216	9.0	0
1970	Jerry Moore, Sr.	15	191	12.8	0
1969	Terry Stewart, Sr.	19	134	7.1	0
1968	Gary Adams, Sr.	28	215	10.2	2
1967	Gary Adams, Jr.	28	290	10.4	0
1966	Martine Bercher, Sr.	24	375	15.6	0
1965	Jack Brasuell, Sr.	21	285	13.6	0
1964	Ken Hatfield, Sr.	31	518	16.7	0
1963	Ken Hatfield, Jr.	21	350	16.7	0
1962	Ken Hatfield, So.	20	285	14.3	1
1961	Lance Alworth, Sr.	28	336	12.0	0
1960	Lance Alworth, Jr.	18	307	17.1	0
1959	Lance Alworth, So.	5	47	9.4	0
1958	Jim Moaty, Jr.	9	77	8.5	0
	Freddy Akers, Jr.	8	91	11.4	0
1957	Donnie Stone, Jr.	7	80	11.4	0
	George Walker, Sr.	7	100	14.3	0
1956	Rogers Overby, Sr.	11	121	11.0	0
1955	Don Horton, So.	7	173	24.7	0
1954	George Walker, So.	8	142	17.3	1
1953	Lamar McHan, Sr.	21	233	11.1	0
1952	Johnny Cole, Jr.	8	68	8.5	0
1951	Johnny Cole, Jr.	15	233	15.5	0
1950	Johnny Cole, So.	16	293	18.3	1
1949	Jim Rinehart, So.	21	230	10.9	0
1948	Ross Pritchard	10	203	20.3	0
1947	Aubrey Fowler	23	395	17.1	0
1946	Aubrey Fowler	22	247	11.2	0
1945	Bud Canada	21	264	12.5	0



**ALEX COLLINS'** program record 20 rushing touchdowns in 2015 also tied Bill Burnett's scoring record of 120 points set in 1969.





## INDIVIDUAL YEARLY LEADERS

### KICKOFF RETURNS

YEAR	PLAYER	NO	YDS	AVG	TD
2022	AJ Green, So.	8	127	15.9	0
2021	AJ Green, Fr.	9	147	16.3	0
2020	De'Von Warren, Sr.	6	120	20.0	0
2019	De'Von Warren, Jr.	16	326	20.4	0
2018	De'Von Warren, So.	14	399	28.5	0
2017	De'Von Warren, Fr.	29	765	26.4	1
2016	Deon Stewart, R-Fr.	21	419	20.0	0
2015	Eric Hawkins, Sr.	10	223	22.3	0
2014	Korliss Marshall, So.	9	271	30.1	1
2013	Korliss Marshall, Fr.	19	422	22.2	0
2012	Dennis Johnson, Sr.	17	309	18.2	0
2011	Dennis Johnson, Jr.	18	461	25.6	1
2010	Lance Ray, Fr.	23	518	22.5	0
2009	Dennis Johnson, So.	40	1,031	25.8	1
2008	Dennis Johnson, Fr.	41	905	22.1	1
2007	Felix Jones, Jr.	22	652	29.6	2
2006	Felix Jones, So.	23	554	24.1	1
2005	Felix Jones, Fr.	17	543	31.9	1
2004	Cedric Washington, So.	11	204	18.5	0
	De'Cori Birmingham, Sr.	10	217	21.7	0
2003	Cedric Washington, Fr.	25	497	19.9	0
2002	De'Cori Birmingham, So.	28	638	22.8	0
2001	Lawrence Richardson, Fr.	18	416	23.1	1
2000	Steven Harris, Fr.	20	420	21.0	0
1999	Cedric Cobbs, Fr.	12	328	27.3	1
1998	Hubert Loudermilk, Jr.	8	155	19.4	0
	Rod Stinson, So.	7	156	22.3	0
1997	Mark Henderson, Fr.	15	284	18.9	0
1996	Ontraia Moss, Fr.	14	296	21.1	0
1995	Cory Nichols, Fr.	19	399	21.0	0
1994	Madre Hill, Fr.	7	223	31.9	1
1993	Orlando Watters, Sr.	18	392	21.8	0
1992	Ron Dickson, Sr.	20	497	24.9	0
1991	Freddie Bradley, Jr.	16	388	24.3	0
1990	Tracy Caldwell, Fr.	17	317	18.6	0
1989	Barry Foster, Jr.	20	445	22.3	0
1988	Barry Foster, So.	23	445	19.3	0
1987	James Rouse, Jr.	12	244	20.3	0
1986	Marshall Foreman, Sr.	11	270	24.5	0
	Donnie Centers, Jr.	11	279	25.4	0
1985	Carl Miller, Sr.	14	326	23.3	0
1984	Carl Miller, Jr.	18	390	21.7	0
1983	Carl Miller, So.	11	300	27.3	1
1982	Derek Holloway, Sr.	12	262	21.8	0
1981	Derek Holloway, Jr.	20	419	21.0	0
1980	Derek Holloway, So.	17	407	23.9	1
1979	Gary Anderson, Fr.	16	343	21.4	0
1978	Thomas Brown, Fr.	15	354	23.6	1
1977	Gary Stiggers, Fr.	7	109	15.6	0
1976	Barnabus White, Jr.	13	256	19.7	0
1975	Teddy Barnes, Sr.	10	218	21.8	0
1974	Barnabus White, So.	7	119	17.0	0
1973	Dickey Morton, Sr.	12	278	23.2	0
1972	Jon Richardson, Sr.	22	501	22.8	0
1971	Dickey Morton, So.	9	269	29.9	1
1970	Jon Richardson, So.	11	151	22.1	0
1969	Bill Burnett, Jr.	6	134	22.3	0
1968	Bill Burnett, So.	12	206	17.2	-
1967	David Dickey, Jr.	13	294	22.6	-
1966	David Dickey, So.	7	164	23.4	-
1965	Jack Brasuell, Sr.	6	93	15.5	-
1964	Ken Hatfield, Jr.	12	253	21.1	-
1963	Jack Brasuell, So.	13	329	25.3	0
1962	Ken Hatfield, So.	7	198	28.3	-
	George Rae Walker, So.	7	200	28.6	-
1961	Lance Alworth, Sr.	13	300	23.1	0
1960	Lance Alworth, Jr.	14	428	30.6	-
1959	Jim Moaty, Sr.	8	147	18.4	-
1958	Jim Moaty, Jr.	9	210	23.3	-
1957	Donnie Stone, Jr.	8	166	20.7	-
1956	Donnie Stone, So.	11	239	21.7	-
1955	Ronnie Underwood, Jr.	3	121	40.3	-
	Don Christian, So.	3	83	27.7	-
	George Walker, Jr.	3	65	21.7	-
	Don Horton, So.	3	54	18.0	-
	Joe Thomason, Sr.	3	48	16.0	-
1954	Buddy Benson, So.	6	110	18.3	-
	George Walker, So.	6	154	25.7	-
1953	Preston Carpenter, So.	5	107	21.4	-
1952	Lewis Carpenter, Sr.	11	159	14.4	-
	Jack Troxell, Jr.	7	212	30.3	-
1951	Larry Hogue, Jr.	8	144	18.0	-
1950	Buddy Rogers, Sr.	9	146	16.2	-
1949	Joe Dugan, So.	6	138	23.0	-
	Joe Baldrige, So.	6	152	25.3	-
1948	Clyde Scott	8	195	24.4	-
1947	Clyde Scott	8	196	24.5	-

1946 Clyde Scott ..... 6 ..... 140 ..... 23.3 ..... -

### PUNTING

YEAR	PLAYER	NO	YDS	AVG
2022	Max Fletcher, So.	38	1,424	37.5
2021	Reid Bauer, Jr.	58	2,510	43.3
2020	Reid Bauer, So.	39	1,698	43.5
2019	Sam Loy, Jr.	56	2,210	39.5
2018	Reid Bauer, Fr.	56	2,176	38.9
2017	Blake Johnson, So.	59	2,277	38.6
2016	Toby Baker, Sr.	57	2,532	44.4
2015	Toby Baker, Jr.	43	1,772	41.2
2014	Sam Irwin-Hill, Sr.	58	2,327	40.1
2013	Sam Irwin-Hill, Jr.	46	2,038	44.3
2012	Dylan Breeding, Sr.	53	2,416	45.6
2011	Dylan Breeding, Jr.	53	2,400	45.3
2010	Dylan Breeding, So.	52	2,212	42.5
2009	Dylan Breeding, Fr.	61	2,359	38.7
2008	Jeremy Davis, Sr.	57	2,460	43.2
2007	Jeremy Davis, Jr.	60	2,403	40.0
2006	Jacob Skinner, Sr.	61	2,327	38.1
2005	Jacob Skinner, Jr.	50	2,091	41.8
2004	Jacob Skinner, Fr.	29	1,062	36.6
	Jeremy Davis, Fr.	25	979	39.2
2003	Jacob Skinner, So.	52	2,074	39.9
2002	Richie Butler, Sr.	69	2,715	39.3
2001	Richie Butler, Jr.	67	2,848	42.5
2000	Brennan O'Donohoe, Sr.	65	2,784	42.8
1999	Richie Butler, Fr.	30	1,199	40.0
1998	Chris Akin, Jr.	48	1,883	39.2
1997	Matt Wait, Sr.	70	2,935	41.9
1996	Matt Wait, Jr.	69	2,777	40.3
1995	Matt Wait, Fr.	59	2,275	38.6
1994	Matt Wait, So.	54	2,190	40.6
1993	Doyle Preston, So.	56	2,109	37.7
1992	Pete Raether, Jr.	68	2,938	43.2
1991	Pete Raether, So.	65	2,836	43.6
1990	Pete Raether, Fr.	24	969	40.4
1989	Allen Meacham, Sr.	37	1,398	37.8
1988	Allen Meacham, Jr.	53	2,203	41.6
1987	Kendall Trainor, Jr.	58	2,285	39.4
1986	Greg Horne, Sr.	49	2,313	47.2
1985	Greg Horne, Jr.	54	2,301	42.6
1984	Greg Horne, So.	51	2,234	43.8
1983	Brad Taylor, Jr.	38	1,639	43.1
	Greg Horne, Fr.	26	1,152	44.3
1982	Brad Taylor, So.	60	2,451	40.9
1981	Bruce Lahay, Sr.	63	2,436	38.7
1980	Steve Cox, Sr.	47	2,186	46.5
1979	Steve Cox, Jr.	42	1,840	43.8
1978	Bruce Lahay, So.	54	2,185	40.5
1977	Steve Little, Sr.	48	2,127	44.3
1976	Steve Little, Jr.	63	2,797	44.4
1975	Tommy Cheyne, Sr.	37	1,590	43.0
1974	Mike Kirkland, Jr.	45	1,812	40.3
1973	Tommy Cheyne, So.	63	2,312	36.7
1972	Drew Toole, Jr.	49	1,838	37.5
1971	Drew Toole, So.	45	1,573	34.9
1970	Ken Curry, Sr.	34	1,255	36.9
1969	Cary Stockdell, Sr.	52	1,949	37.5
1968	Cary Stockdell, Jr.	55	2,195	39.9
1967	Paul Conner, Sr.	63	2,249	35.7
1966	Paul Conner, Jr.	52	2,076	40.0
1965	Bobby Nix, Sr.	53	2,158	40.7
1964	Bobby Nix, Jr.	50	1,823	36.5
1963	Tommy Moore, Sr.	51	1,810	35.5
1962	Tommy Moore, Jr.	38	1,467	38.6
1961	Tommy Moore, So.	17	634	37.3
	Lance Alworth, Sr.	32	1,132	35.3
1960	Lance Alworth, Jr.	48	1,602	33.4
1959	Lance Alworth, So.	37	1,313	35.5
1958	Mike Cooney, Sr.	39	1,515	38.8
1957	Gerald Nesbitt, Sr.	32	1,343	41.9
1956	Gerald Nesbitt, Jr.	12	484	40.3
	Don Christian, Jr.	25	975	39.0
1955	Gerald Nesbitt, So.	13	609	46.8
	George Walker, Jr.	47	1,779	37.9
1954	George Walker, So.	49	1,953	39.9
1953	Lamar McHan, Sr.	46	1,851	40.2
1952	Bob St. Pierre	22	844	38.4
	Lamar McHan, Jr.	35	1,276	36.5
1951	Lamar McHan, So.	64	2,377	37.1
1950	Louis Schaufele, Sr.	60	2,316	38.4
1949	Louis Schaufele, Jr.	59	2,273	38.4
1948	Harold Cox	39	1,431	36.7
	Gordon Long	22	881	40.0
1947	Aubrey Fowler	47	1,693	36.0
1946	Aubrey Fowler	64	2,218	34.6
1945	Alton Baldwin	32	1,077	33.6

1943 Harold Cox ..... 42 ..... 1,745 ..... 41.7  
 1938 Kay Eakin ..... 41 ..... 1,688 ..... 41.4  
 1937 Kay Eakin ..... 28 ..... 1,121 ..... 40.0

### FIELD GOALS

YEAR	PLAYER	FGM	FGA	PCT
2022	Cam Little, So. ....	13	16	.813
2021	Cam Little, Fr. ....	20	24	.833
2020	A.J. Reed, Sr. ....	7	11	.636
2019	Connor Limpert, Sr. ....	14	19	.737
2018	Connor Limpert, Jr. ....	19	24	.792
2017	Connor Limpert, So. ....	8	9	.889
2016	Adam McFain, Sr. ....	8	10	.800
2015	Cole Hedlund, Fr. ....	9	15	.600
2014	Adam McFain, So. ....	7	10	.700
2013	Zach Hocker, Sr. ....	13	15	.867
2012	Zach Hocker, Jr. ....	11	18	.611
2011	Zach Hocker, So. ....	21	27	.778
2010	Zach Hocker, Fr. ....	16	19	.842
2009	Alex Tejada, Jr. ....	16	22	.727
2008	Shay Haddock, So. ....	5	7	.714
2007	Alex Tejada, Fr. ....	17	23	.739
2006	Jeremy Davis, So. ....	6	13	.462
2005	Chris Balseiro, Sr. ....	13	18	.708
2004	Chris Balseiro, Jr. ....	4	7	.571
2003	Chris Balseiro, So. ....	11	15	.733
2002	David Carlton, So. ....	12	16	.750
2001	Brennan O'Donohoe, So. ....	12	17	.706
2000	Brennan O'Donohoe, Fr. ....	4	6	.667
1999	Tony Dodson, Sr. ....	12	18	.667
1998	Todd Latourette, Sr. ....	17	24	.708
1997	Todd Latourette, Jr. ....	7	12	.583
1996	Todd Latourette, So. ....	9	14	.643
1995	Todd Latourette, Fr. ....	14	21	.667
1994	Lance Ellison, Sr. ....	6	15	.400
1993	Lance Ellison, Jr. ....	4	10	.400
1992	Todd Wright, Sr. ....	17	25	.680
1991	Todd Wright, Jr. ....	12	17	.706
1990	Todd Wright, So. ....	11	14	.786
1989	Todd Wright, Fr. ....	20	23	.870
1988	Kendall Trainor, Sr. ....	24	27	.889
1987	Kendall Trainor, Jr. ....	13	20	.650
1986	Kendall Trainor, So. ....	10	13	.769
1985	Greg Horne, Sr. ....	5	13	.385
1984	Greg Horne, Jr. ....	10	18	.556
1983	Greg Horne, So. ....	14	22	.636
1982	Ernie Villarreal, Fr. ....	4	10	.400
1981	Bruce Lahay, Sr. ....	19	24	.792
1980	Ish Ordonez, Sr. ....	13	21	.619
1979	Ish Ordonez, Jr. ....	18	22	.818
1978	Ish Ordonez, So. ....	13	19	.684
1977	Steve Little, Sr. ....	19	30	.633
1976	Steve Little, Jr. ....	11	23	.478
1975	Steve Little, So. ....	11	20	.550
1974	Steve Little, Fr. ....	12	16	.750
1973	Mike Kirkland, So. ....	3	12	.250
1972	Mike Kirkland, Fr. ....	8	16	.500
1971	Bill McClard, Sr. ....	12	22	.545
1970	Bill McClard, Jr. ....	10	15	.667
1969	Bill McClard, So. ....	7	9	.778
1968	Bob White, Sr. ....	4	7	.571
1967	Bob White, Jr. ....	3	6	.500
1966	Bob White, So. ....	5	7	.714
1965	Ronnie South, Jr. ....	5	-	-
1964	Tom McNelly, Sr. ....	6	-	-
1963	Tom McNelly, Jr. ....	1	4	.250
1962	Tom McNelly, So. ....	3	-	-
1961	Mickey Cissel, Jr. ....	2	-	-
1960	Mickey Cissel, So. ....	2	-	-
1959	Freddy Akers, Sr. ....	2	-	-
1958	None	-	-	-
1957	None	-	-	-
1956	None	-	-	-
1955	George Walker, Jr. ....	1	-	-
1954	Preston Carpenter, Jr. ....	1	-	-
1953	None	-	-	-
1952	Carl Mazza ....	2	-	-
1951	Pat Summerall, Sr. ....	4	-	-
1950	Pat Summerall, Jr. ....	1	-	-





## INDIVIDUAL YEARLY LEADERS

2015	LB	Brooks Ellis, Jr.	45	57	102
2014	LB	Martrell Spaight, Sr.	63	65	128
2013	S	Alan Turner, Jr.	37	60	97
2012	S	Ross Rasner, Sr.	49	43	92
2011	LB	Jerry Franklin, Sr.	46	55	101
2010	LB	Jerry Franklin, Jr.	48	52	100
2009	LB	Jerry Franklin, So.	51	43	94
2008	LB	Jerry Franklin, Fr.	54	33	87
2007	SS	Matt Hewitt, Sr.	63	55	118
2006	LB	Sam Olajubutu, Sr.	70	45	115
2005	LB	Sam Olajubutu, Jr.	69	49	118
2004	FS	Vickiel Vaughn, Jr.	47	19	66
2003	LB	Caleb Miller, Sr.	84	49	133
2002	FS	Ken Hamlin, Jr.	97	62	159
2001	LB	Jermaine Petty, Sr.	80	60	140
2000	FS	Ken Hamlin, Fr.	57	47	104
1999	FS	Kenoy Kennedy, Sr.	58	40	98
1998	FS	Kenoy Kennedy, Jr.	66	29	95
1997	NG	Melvin Bradley, Jr.	44	27	71
1996	NG	Melvin Bradley, So.	51	38	89
1995	LB	Mark Smith, Jr.	60	55	115
1994	LB	Mark Smith, So.	35	44	79
1993	LB	Darwin Ireland, Sr.	37	56	93
1992	LB	Kevin Kempf, Jr.	51	51	102
1991	LB	Mick Thomas, Sr.	55	42	97
1990	LB	Mick Thomas, Jr.	74	62	136
1989	LB	Mick Thomas, So.	57	40	97
1988	LB	LaSalle Harper, Sr.	61	58	119
1987	LB	Rickey Williams, Sr.	87	53	140
1986	LB	Rickey Williams, Jr.	67	43	110
1985	LB	Nick Miller, Sr.	59	53	112
1984	LB	David Bazzel, Jr.	62	51	113
	LB	Nick Miller, Jr.	55	58	113
1983	LB	Milton Fields, Sr.	57	56	113
1982	LB	Bert Zinamon, Jr.	47	63	110
1981	LB	Teddy Morris, Sr.	46	26	72
	E	Billy Ray Smith, Jr.	50	22	72
1980	T	Richard Richardson, So.	40	48	88
1979	LB	Mike Massey, Sr.	46	38	84
	LB	Teddy Morris, So.	59	25	84
	LB	Larry Jackson, Sr.	64	38	102
1977	LB	Larry Jackson, Jr.	86	37	123
1976	LB	Curtis Townsend, Sr.	67	52	110
1975	T	Mike Campbell, Sr.	85	35	120
1974	T	Jon Rhiddlehoover, Sr.	58	49	107
1973	T	Jon Rhiddlehoover, Jr.	81	48	129
1972		Not available			
1971		Not available			
1970		Not available			
1969	LB	Cliff Powell, Jr.	70	64	134
1968	LB	Cliff Powell, So.	72	82	154
1967	LB	Lynn Garner, So.	27	83	110
1966	T	Loyd Phillips, Sr.	58	39	97
1965	T	Loyd Phillips, Jr.	42	58	100
1964	LB	Ronnie Caveness, Sr.	87	68	155
1963	LB	Ronnie Caveness, Jr.	34	120	154
1962	E	Jim Grizzle, Jr.	19	65	84
1961	LB	Danny Brabham, Jr.	25	45	80
1960	LB	Wayne Harris	62	112	174

### TACKLES FOR A LOSS

YEAR	POS	PLAYER	TFL	YDS
2022	LB	Drew Sanders, Jr.	13.5	51
2021	LB	Hayden Henry, Sr.	12.0	55
2020	LB	Grant Morgan, Sr.	7.5	23
2019	DE	McTelvin Agim, Sr.	8.5	30
2018	DE	McTelvin Agim, Jr.	10.0	44
2017	LB	DeJon Harris, So.	8.5	25
2016	DL	Jeremiah Ledbetter, Sr.	7.5	52
2015	DE	Deatrich Wise Jr., Jr.	10.5	52
2014	DE	Trey Flowers, Sr.	15.5	95
2013	DE	Trey Flowers, Jr.	13.5	58
2012	DE	Chris Smith, Jr.	13.0	70
	DE	Trey Flowers, So.	13.0	76
2011	LB	Alonzo Highsmith, Jr.	12.5	51
2010	LB	Jerry Franklin, Jr.	13.0	60
2009	DE	Malcolm Sheppard, Sr.	11.0	39
2008	DE	Malcolm Sheppard, Jr.	14.5	56
2007	DT	Ernest Mitchell, Jr.	10.5	46
	DE	Malcolm Sheppard, So.	10.5	32
2006	DE	Jamaal Anderson, Jr.	20.5	113
2005	LB	Sam Olajubutu, Jr.	14.5	40
2004	DE	Jeb Huckedale, Sr.	13.0	51
2003	LB	Caleb Miller, Sr.	15.0	38
2002	DE	Gavin Walls, Sr.	11.0	50
2001	LB	Jermaine Petty, Sr.	13.0	30
2000	LB	Quinton Caver, Sr.	10.0	36
1999	DE	Randy Garner, Jr.	13.0	50
1998	DE	Carlos Hall, Fr.	11.0	61

1997	LB	C.J. McLain, Sr.	11.0	55
	E	Geno Bell, Sr.	10.0	28
	E	Ryan Hale, Jr.	10.0	42
1996	NG	Melvin Bradley, So.	14.0	60
1995	E	Steven Conley, Sr.	23.0	175
1994	E	Marcus Adair, Jr.	12.0	77
	E	Steven Conley, Jr.	12.0	76
1993	E	Henry Ford, Sr.	23.0	116
1992	LB	Ray Lee Johnson, Sr.	17.0	89
1991	T	Henry Ford, So.	14.0	62
1990	LB	Ray Lee Johnson, So.	6.0	20
	NG	Owen Kelly, So.	6.0	28
1989	NG	Chad Rolen, Jr.	10.0	63
1988	T	Wayne Martin, Sr.	18.0	110
1987	T	Wayne Martin, Jr.	9.0	32
1986	T	Wayne Martin, So.	10.0	47
1985	LB	Rickey Williams, So.	7.0	40
	LB	David Dudley, Jr.	7.0	36
	LB	Nick Miller, Sr.	7.0	15
1984	E	Ravin Caldwell, Jr.	10.0	57
	NG	Tony Cherico, Fr.	10.0	40
1983	T	Ron Faurot, Sr.	10.0	52
1982	E	Billy Ray Smith, Sr.	15.0	85
1981	E	Billy Ray Smith, Jr.	19.0	128
1980	E	Billy Ray Smith, So.	17.0	86
1979	T	Jim Elliott, Jr.	13.0	88
1978	T	Jimmy Walker, Sr.	19.0	125
1977	T	Jimmy Walker, Jr.	15.0	87
1976	E	Dennis Winston, Sr.	13.0	50
1975	E	Johnnie Meadows, Jr.	10.0	54
1974	E	Johnnie Meadows, So.	14.0	59

### SACKS

YEAR	POS	PLAYER	SACKS	YDS
2022	LB	Drew Sanders, Jr.	9.5	45
2021	DE	Tre Williams, Sr.	6.0	26
2020	DL	Eric Gregory, Fr.	2.5	21
2019	DE	McTelvin Agim, Sr.	5.0	24
2018	DT	Armon Watts, Sr.	7.0	50
2017	LB	DeJon Harris, So.	3.5	18
2016	DL	Jeremiah Ledbetter, Sr.	5.5	44
2015	DE	Deatrich Wise Jr., Jr.	8.0	43
2014	DE	Trey Flowers, Sr.	6.0	71
2013	DE	Chris Smith, Sr.	8.5	71
2012	DE	Chris Smith, Jr.	9.5	65
2011	DE	Jake Bequette, Sr.	10.0	88
2010	DE	Jake Bequette, Jr.	7.0	36
2009	DE	Jake Bequette, So.	5.5	37
2008	DE	Malcolm Sheppard, Jr.	6.5	30
2007	LB	Freddie Fairchild, So.	4.5	31
2006	DE	Jamaal Anderson, Jr.	13.5	100
2005	DE	Desmond Sims, Jr.	5.5	33
2004	DE	Jeb Huckedale, Sr.	6.5	41
2003	DE	Justin Scott, Sr.	3.0	14
2002	DE	Gavin Walls, Sr.	6.0	34
2001	DT	Jermaine Brooks, Jr.	3.5	19
2000		Six players tied	2.0	-
1999	E	Randy Garner, Jr.	5.5	28
1998	LB	C.J. McLain, Sr.	7.0	48
1997	E	Ryan Hale, Jr.	5.0	26
1996	NG	Melvin Bradley, So.	7.0	47
1995	E	Steven Conley, Sr.	14.0	122
1994	E	Steven Conley, Jr.	7.0	63
1993	E	Henry Ford, Sr.	14.0	85
1992	DE	Ray Lee Johnson, Sr.	11.0	73
1991	E	Henry Ford, So.	8.0	50
1990	T	Scott Long, So.	4.0	16
1989	T	Scott Long, Fr.	7.0	41
1988	T	Wayne Martin, Sr.	13.0	-
1987	T	Wayne Martin, Jr.	6.5	-
1986	T	Wayne Martin, So.	6.0	-
1985	LB	Rickey Williams, So.	5.0	-
1984	E	Ravin Caldwell, Jr.	5.5	-
1983	T	Ron Faurot, Sr.	7.0	-
	E	Marcus Adair, Jr.	7.0	51

### INTERCEPTIONS

YEAR	POS	PLAYER	INT	YDS	TD
2022	CB	Dwight McGlothlen, Jr.	4	48	0
2021	CB	Montaric Brown, Sr.	5	0	0
2020	S	Jalen Catalon, Fr.	3	44	1
	CB	Hudson Clark, Fr.	3	18	0
2019	CB	Kamren Curl, Jr.	2	22	0
2018	CB	Ryan Pulley, Jr.	3	0	0
2017	DB	Henre Toliver, Sr.	3	66	0
	DB	Kevin Richardson II, Sr.	3	7	0
2016	S	Josh Liddell, Jr.	2	2	0
	CB	Ryan Pulley, So.	2	75	1
	CB	Henre Toliver, Jr.	2	70	1

2015	CB	DJ Dean, Jr.	2	0	0
	S	Josh Liddell, So.	2	0	0
2014	LB	Brooks Ellis, So.	2	63	0
	CB	DJ Dean, So.	2	9	0
	CB	Henre Toliver, Fr.	2	46	0
	CB	Tevin Mitchell, Sr.	2	7	0
2013	S	Alan Turner, Jr.	2	24	0
2012	S	Ross Rasner, Sr.	3	34	0
2011	S	Tramain Thomas, Sr.	5	70	0
2010	S	Tramain Thomas, Jr.	4	24	0
2009	LB	Jerry Franklin, Jr.	3	61	0
	S	Tramain Thomas, So.	3	37	1
2008	CB	Ramon Broadway, So.	2	26	0
	LB	Jerry Franklin, Fr.	2	11	0
2007	CB	Jerrell Norton, So.	5	174	1
2006	CB	Chris Houston, Jr.	3	129	1
	FS	Michael Grant, Jr.	3	0	0
2005	CB	Vickiel Vaughn, Sr.	4	13	0
2004	FS	Vickiel Vaughn, Jr.	2	92	0
	SS	Lerinezo Robinson, Jr.	2	29	0
	CB	Michael Coe, So.	2	7	0
2003	CB	Ahmad Carroll, Jr.	3	0	0
2002	FS	Ken Hamlin, Jr.	4	33	0
	CB	Lawrence Richardson, So.	4	25	0
2001	FS	Ken Hamlin, So.	3	33	0
	CB	Lawrence Richardson, Fr.	3	45	1
		Four with two (one TD, Eddie Jackson)			
1999	FS	Kenoy Kennedy, Sr.	3	97	0
	CB	David Barrett, Sr.	3	45	1
1998	R	Zac Painter, Sr.	5	36	0
1997	B	Jeromy Flowers, So.	2	36	0
	CB	Ontraia Moss, So.	2	19	0
	CB	Marcus Campbell, Sr.	2	(-)2	0
1996	CB	Marcus Campbell, Jr.	5	52	0
1995	CB	Spencer Brown, Sr.	5	43	0
1994	LB	Mark Smith, So.	2	16	0
1993	CB	Orlando Watters, Sr.	6	185	2
1992	CB	Dean Peavy, So.	5	37	0
1991	CB	Michael James, Sr.	5	75	1
1990	CB	Michael James, Jr.	2	21	0



**MONTARIC BROWN** picked off five passes and broke up six more to lead the Hogs in 2021.





## INDIVIDUAL YEARLY LEADERS

1989	CB	Anthony Cooney, Sr.	3	14	0
1988	R	Patrick Williams, Jr.	6	57	1
1987	S	Steve Atwater, Jr.	4	53	1
1986	CB	Charles Washington, Sr.	5	32	0
1985	LB	David Dudley, Jr.	3	79	1
	CB	Kevin Wyatt, Sr.	3	59	1
1984	CB	Kevin Wyatt, Jr.	5	22	0
1983	S	Greg Lasker, So.	3	72	0
	DB	Greg Gaston, So.	3	7	0
	DB	Charles Washington, Fr.	3	0	0
1982	DB	Keith Burns, Sr.	4	10	0
1981	DB	Danny Walters, Jr.	4	98	1
1980	FS	Kevin Evans, Sr.	2	21	0
1979	FS	Kevin Evans, Jr.	4	54	0
1978	E	William Hampton, Sr.	3	30	0
1977	LB	Mike Massey, So.	3	31	0
	FB	Vaughn Lusby, Jr.	3	0	0
1976		Six with two (no TDs)			
1975	CB	Tommy Harris, Sr.	3	28	0
1974	FS	Floyd Hogan, Sr.	2	92	0
1973	CB	Rollen Smith, Jr.	4	27	0
1972	SS	Mark Hollingsworth, Sr.	4	39	0
1971	CB	Louis Campbell, Jr.	7	86	1
1970	HB	David Hogue, Jr.	6	45	1
1969	MM	Bobby Field, Jr.	4	70	0
1968	HB	Jerry Moore, So.	5	104	1
	HB	Gary Adams, Sr.	5	6	0
1967	HB	Tommy Trantham, Sr.	6	104	0
1966	HB	Gary Adams, So.	7	93	0
1965	LB	Joe Black, Jr.	4	-	-
	LB	Tommy Trantham, So.	4	-	-
1964	HB	Bill Gray, Sr.	3	22	0
1963	HB	Ken Hatfield, Jr.	3	45	0
1962	HB	Ken Hatfield, So.	3	-	-
1961	HB	Billy Moore, Jr.	3	-	-
1960		George McKinney, Jr.	2	23	0
1959		Not available			
1958	HB	Don Horton, Sr.	2	24	0
		Jim Moaty, Jr.	2	8	0
1957		George Walker, Sr.	2	18	0
1956		Gerald Nesbitt, Jr.	4	95	0
1955		Don Christian, Jr.	4	83	0
1954		George Walker, So.	6	90	0
1953		Floyd Sagely, Sr.	3	51	0
1952		Johnny Cole, Sr.	3	33	0
		Edsel Nix, Jr.	3	13	0
1951		Not available			
1950		Not available			
1949		Jim Rinehart, So.	10	106	0
1948		Gordon Long	4	60	0

### PASSES BROKEN UP

YEAR	POS	PLAYER	PBU
2022	DB	Hudson Clark, Jr.	11
2021	CB	Montaric Brown, Sr.	6
2020	CB	Montaric Brown, Jr.	6
2019	LB	Bumper Pool, Jr.	5
2018	CB	Ryan Pulley, Jr.	7
	CB	Jarques McClellan, R-Fr.	7
2017	DB	Henre' Toliver, Sr.	8
	DB	Santos Ramirez, Jr.	8
	DB	Kamren Curl, Fr.	8
2016	CB	Ryan Pulley, So.	13
2015	CB	Jared Collins, Jr.	9
2014	CB	Jared Collins, So.	13
2013	S	Alan Turner, Jr.	5
	CB	Tevin Mitchell, Jr.	5
2012	S	Ross Rasner, Sr.	6
	CB	Kaelon Kelleybrew, Sr.	6
2011	S	Tramain Thomas, Sr.	6
2010	CB	Ramon Broadway, Sr.	6
2009	CB	Ramon Broadway, Jr.	4
	CB	Rudell Crim, Jr.	4
2008	CB	Ramon Broadway, So.	10
2007	FS	Michael Grant, Sr.	20
2006	CB	Chris Houston, Jr.	13
2005	CB	Michael Coe, Jr.	8
	CB	Chris Houston, So.	8
2004	LB	Sam Olajubutu, Jr.	4
2003	CB	Eddie Jackson, Sr.	10
2002	CB	Lawrence Richardson, So.	13
2001	CB	Lawrence Richardson, Fr.	20
2000	SS	D'Andre Berry, Jr.	12
1999	FS	Kenoy Kennedy, Sr.	10
1998	CB	David Barrett, Jr.	8
1997	CB	Marcus Campbell, Sr.	9
1996	CB	Marcus Campbell, Jr.	11
1995	CB	Spencer Brown, Sr.	7
1994	CB	Tracy Cantlopie, Jr.	4

1993	CB	Orlando Watters, Sr.	8
1992	CB	Dean Peevy, So.	4
1991	CB	Orlando Watters, So.	6
1990	CB	Curtis Banks, Jr.	3
	CB	Pat Burris, Sr.	3
1989	S	Aaron Jackson, Jr.	10
1988	S	Steve Atwater, Sr.	9
1987	R	Odis Lloyd, Jr.	9
1986	S	Steve Atwater, So.	12
1985	S	Greg Lasker, Sr.	10
1984	S	Greg Lasker, Jr.	11
1983	CB	Greg Gaston, So.	6
	CB	Kevin Wyatt, So.	6
1982	CB	Danny Walters, Sr.	7
1981	SS	Keith Burns, Jr.	8
1980	CB	Trent Bryant, Sr.	6
1979	S	Kevin Evans, Jr.	8
1978	CB	Brad Shoup, Sr.	6
1977	SS	Howard Sampson, Sr.	7
1976		Bo Busby, Sr.	6
		Patrick Martin, Jr.	6
1975		Howard Sampson, Jr.	8
1974		Brad Thomas, Jr.	8
1973		Not available	
1972		Not available	
1971		Not available	
1970		Not available	
1969		Not available	
1968	HB	Jerry Moore, So.	8
1967	HB	Tommy Trantham, Sr.	12
1966	HB	Gary Adams, So.	8
1965	MM	Mike Jordan, Jr.	9
1964	HB	Bill Gray, Sr.	9
1963	MM	Charles Daniel, Jr.	4
		Tommy Moore, Sr.	4
		Mike Parker, Sr.	4
1962	HB	Ken Hatfield, Jr.	5
		Mike Parker, Jr.	5
1961	C	Tommy Brasher, So.	5

### FORCED FUMBLES

YEAR	POS	PLAYER	FF
2022	LB	Drew Sanders, Jr.	3
2021		Four Players	1
2020	S	Jalen Catalon, Fr.	2
2019	LB	DeJon Harris, Sr.	2
2018	DT	Armon Watts, Sr.	3
	DE	McTelvin Agim, Jr.	3
2017	DB	Santos Ramirez, Jr.	3
2016	DE/LB	Randy Ramsey, So.	3
2015	DE	Deatrich Wise Jr., Jr.	3
2014	LB	Martrell Spaight, Sr.	2
	LB	Brooks Ellis, So.	2
2013	DE	Trey Flowers, Jr.	3
2012	S	Ross Rasner, Sr.	2
	CB	Tevin Mitchell, So.	2
2011	DE	Jake Bequette, Sr.	5
2010	S	Tramain Thomas, Jr.	4
2009	DE	Tenarius Wright, R-Fr.	3
2008	DE	Malcolm Sheppard, Jr.	2
2007	SS	Matt Hewitt, Sr.	4
2006		Three Players	2
2005	DE	Desmond Sims, Jr.	2
2004		Seven Players	1
2003	LB	Caleb Miller, Sr.	3
2002	FS	Ken Hamlin, Jr.	4
2001	FS	Ken Hamlin, So.	4
2000		Five Players	1
1999	B	Jeromy Flowers, Sr.	3
	FS	Kenoy Kennedy, Sr.	3
1998	R	Zac Painter, Sr.	3
1997	LB	C.J. McLain, Jr.	3
1996	LB	C.J. McLain, So.	2
1995	E	Geno Bell, Jr.	2
	LB	Mark Smith, Jr.	2
1994		Four Players	2
1993	E	Henry Ford, Sr.	3
1992	LB	Tyrone Chatman, Jr.	4
1991		Six Players	1
1990	E	Ken Benson, Sr.	2
	FS	Ben Floor, Sr.	2
1989		Seven Players	1
1988	T	Wayne Martin, Sr.	7
1987	T	Wayne Martin, Jr.	2
1986	T	Wayne Martin, So.	2
	T	David Schell, Jr.	2
	LB	Rickey Williams, Jr.	2
1985	T	Rodney Beachum, Sr.	7
1984	R	Nathan Jones, Sr.	4

### FUMBLE RECOVERIES

YEAR	POS	PLAYER	FR
2022	S	Latavious Brini, Sr.	2
	DB	Hudson Clark, Jr.	2
2021	DB	Greg Brooks Jr., Jr.	2
2020	S	Myles Slusher, Fr.	2
2019	LB	DeJon Harris, Sr.	2
	CB	Kamren Curl, Jr.	2
2018	DB	Chevin Calloway, So.	2
2017	DL	Briston Guidry, R-Fr.	2
2016		Four Players	2
2015		Seven Players	1
2014	DT	Darius Philon, So.	3
2013		Six Players	1
2012		Five Players	1
2011	LB	Jerry Franklin, Sr.	2
2010	S	Tramain Thomas, Jr.	2
	CB	Darius Winston, So.	2
	LB	Freddy Burton, Sr.	2
2009	CB	Ramon Broadway, Jr.	3
2008	LB	Jerry Franklin, Fr.	2
2007	SS	Matt Hewitt, Sr.	3
2006	CB	Jerrell Norton, Fr.	2
2005	DT	Keith Jackson, Jr.	3
2004	LB	Pierre Brown, Jr.	2
	CB	Dallas Washington, Fr.	2
2003		Seven Players	2
2002		Four Players	2
2001	FS	Ken Hamlin, So.	3
2000	DE	Carlos Hall, Jr.	2
1999	CB	Orlando Green, So.	2
	FS	Kenoy Kennedy, Sr.	2
	T	Sacha Lancaster, So.	2
1998	E	D.J. Cooper, Jr.	2
	CB	Rossi Morreale, So.	2
	LB	Harry Wilson, Sr.	2
1997	NG	Melvin Bradley, Jr.	4
1996	E	D.J. Cooper, Fr.	2
	E	C.J. McLain, So.	2
1995	E	Marcus Adair, Sr.	2
1994	LB	Don Bray, Jr.	2
	E	Steven Conley, Jr.	2
	FS	Del Delco, Jr.	2
1993	T	Henry Ford, Sr.	2
1992	LB	Darwin Ireland, Jr.	2
	NG	Owen Kelly, Sr.	2
	SS	Mike Nunnerley, Fr.	2
1991	CB	Michael James, Sr.	3
1990	LB	Darwin Ireland, Fr.	5
1989	R	Kirk Collins, So.	2
1988	T	Wayne Martin, Sr.	3
1987		Seven Players	1
1986	NG	Tony Cherico, Jr.	2
	LB	Kerry Owens, So.	2
1985	T	Rodney Beachum, Sr.	2
1984	DE	Ravin Caldwell, Jr.	4
1983	T	Ron Faurot, Sr.	3
1982	T	Earl Buckingham, Sr.	3
1981	LB	Steve Douglas, Jr.	3
1980	LB	Jeff Goff, Jr.	3
	LB	Ed Jackson, So.	3
	E	Billy Ray Smith, So.	3
1979	DB	Trent Bryant, Jr.	3
	E	Jeff Goff, So.	3
1978	T	Dan Hampton, Sr.	3
	LB	Mike Massey, Jr.	3
	T	Dale White, Sr.	3
1977	T	Jimmy Walker, Jr.	3
1976	T	Dale White, So.	4
	E	Dennis Winston, Sr.	4
1975	E	Johnnie Meadows, Jr.	6
1974	E	Ivan Jordan, Jr.	5
1973		Not available	
1972		Not available	
1971		Not available	
1970		Not available	
1969		Not available	
1968	T	Gordon McNulty, Jr.	4
1967	HB	Gary Adams, Jr.	3
	MG	David Cooper, Sr.	3
	LB	Lynn Garner, So.	3
1966	T	Loyd Phillips, Sr.	3
1965	LB	Joe Black, Jr.	4
1964	MG	Jimmy Johnson, Sr.	3
1963	T	Jim Williams, So.	4
1962		Billy Moore, Sr.	4
1961	G	Ray Trail, Jr.	4





## INDIVIDUAL YEARLY LEADERS

### TOTAL OFFENSE

YEAR	PLAYER	RUSH ATT	RUSH YDS	RUSH TD	PASS ATT	PASS COMP	PCT	PASS YDS	PASS TD	INT	TOTAL PLAYS	TOTAL YDS	TOTAL TD
2022	KJ Jefferson, Jr.	158	640	9	300	204	680	2,648	24	5	458	3,288	33
2021	KJ Jefferson, So.	146	664	6	294	198	673	2,676	21	4	440	3,340	27
2020	Feleipe Franks, Sr.	105	204	1	238	163	685	2,107	17	4	343	2,311	18
2019	Nick Starkel, Jr.	6	-16	0	96	179	536	1,152	7	10	185	1,136	7
2018	Ty Storey, Jr.	67	146	1	250	143	572	1,584	11	10	317	1,730	12
2017	Austin Allen, Sr.	37	-20	1	187	105	561	1,427	10	5	224	1,407	11
2016	Austin Allen, Jr.	65	-126	2	401	245	611	3,430	25	15	466	3,304	27
2015	Brandon Allen, Sr.	56	107	1	370	244	659	3,440	30	8	426	3,547	31
2014	Brandon Allen, Jr.	42	0	2	339	190	560	2,285	20	5	381	2,285	22
2013	Brandon Allen, So.	29	29	1	258	128	496	1,552	13	10	287	1,581	14
2012	Tyler Wilson, Sr.	41	7	0	401	249	621	3,387	21	13	442	3,394	21
2011	Tyler Wilson, Jr.	60	-3	4	438	277	632	3,638	24	6	498	3,635	28
2010	Ryan Mallett, Jr.	44	-74	4	411	266	647	3,869	32	12	455	3,795	36
2009	Ryan Mallett, So.	58	-29	2	403	225	558	3,624	30	7	461	3,595	32
2008	Casey Dick, Sr.	72	-51	3	357	205	574	2,586	13	14	429	2,535	16
2007	Darren McFadden, Jr.	325	1,830	16	11	6	545	123	4	0	336	1,953	20
2006	Darren McFadden, So.	284	1,647	14	9	7	778	69	3	1	293	1,716	17
2005	Darren McFadden, Fr.	176	1,113	11	0	0	000	0	0	0	176	1,113	11
2004	Matt Jones, Sr.	83	622	6	264	151	572	2,073	15	12	347	2,695	21
2003	Matt Jones, Jr.	96	707	8	230	132	574	1,917	18	7	326	2,624	26
2002	Matt Jones, So.	129	614	5	234	122	521	1,592	16	8	363	2,206	21
2001	Zak Clark, So.	22	-42	0	179	88	492	1,000	6	4	201	958	6
2000	Robby Hampton, So.	29	-19	1	261	145	556	1,548	13	8	290	1,529	14
1999	Clint Stoerner, Sr.	27	-60	2	317	177	558	2,293	19	10	344	2,233	21
1998	Clint Stoerner, Jr.	51	-57	1	312	167	535	2,629	26	8	363	2,572	27
1997	Clint Stoerner, So.	81	-267	2	357	173	485	2,347	12	13	438	2,080	14
1996	Pete Burks, So.	92	74	2	224	115	513	1,464	6	9	316	1,464	8
1995	Barry Lunney Jr., Sr.	112	65	3	292	180	616	2,206	12	10	404	2,246	15
1994	Barry Lunney Jr., Jr.	91	40	2	183	101	552	1,345	11	6	274	1,385	13
1993	Barry Lunney Jr., So.	74	140	2	202	104	515	1,241	6	7	276	1,381	8
1992	Barry Lunney Jr., Fr.	40	-140	0	189	91	481	1,015	4	5	229	875	4
1991	Jason Allen, Fr.	47	98	0	102	48	471	603	6	6	149	701	6
1990	Quinn Grovey, Sr.	104	326	5	235	120	511	1,886	18	10	339	2,212	23
1989	Quinn Grovey, Jr.	120	565	8	131	72	550	1,149	5	9	251	1,714	13
1988	Quinn Grovey, So.	110	515	7	98	62	633	966	4	3	208	1,481	11
1987	James Rouse, Jr.	182	1,004	17	0	0	000	0	0	0	182	1,004	17
1986	Greg Thomas, Jr.	141	461	8	109	67	615	1,032	6	1	250	1,493	14
1985	Greg Thomas, So.	118	365	1	72	33	458	554	4	2	190	919	5
1984	Brad Taylor, Sr.	109	135	5	147	82	558	1,166	7	11	256	1,301	12
1983	Brad Taylor, Jr.	91	-31	3	257	139	541	1,837	9	8	348	1,806	12
1982	Brad Taylor, So.	74	108	3	141	59	418	1,073	6	9	215	1,181	9
1981	Tom Jones, Jr.	68	219	3	109	60	551	684	7	7	177	903	10
1980	Tom Jones, So.	95	178	3	166	93	560	1,161	6	8	261	1,339	9
1979	Kevin Scanlon, Sr.	120	248	7	139	92	662	1,212	9	6	259	1,460	16
1978	Ron Calcagni, Sr.	153	448	11	103	62	602	807	4	5	256	1,255	15
1977	Ron Calcagni, Jr.	125	546	4	137	73	533	1,147	10	7	262	1,693	14
1976	Ben Cowins, So.	183	1,162	7	0	0	000	0	0	0	183	1,162	7
1975	Ike Forte, Sr.	174	983	10	0	0	000	0	0	0	174	983	10
1974	Ike Forte, Jr.	187	974	9	0	0	000	0	0	0	187	974	9
1973	Dickey Morton, Sr.	226	1,298	5	0	0	000	0	0	0	226	1,298	5
1972	Joe Ferguson, Sr.	73	68	2	254	119	469	1,484	9	15	327	1,552	11
1971	Joe Ferguson, Jr.	63	39	6	271	160	590	2,203	11	12	334	2,242	17
1970	Bill Montgomery, Sr.	86	157	6	110	57	570	1,662	10	9	281	1,819	16
1969	Bill Montgomery, Jr.	92	66	3	173	93	538	1,333	9	7	265	1,399	12
1968	Bill Montgomery, So.	116	239	4	234	134	572	1,595	10	8	350	1,834	14
1967	Ronnie South, Sr.	55	-38	0	142	84	592	1,159	11	8	197	1,121	11
1966	Jon Brittenum, Sr.	81	168	1	143	76	531	1,103	7	7	224	1,271	8
1965	Jon Brittenum, Jr.	81	224	6	149	75	503	1,103	8	7	230	1,327	14
1964	Fred Marshall, Sr.	104	438	3	94	50	532	656	4	8	198	1,094	7
1963	Bill Gray, Jr.	51	36	5	79	34	430	483	4	5	130	519	9
1962	Billy Moore, Sr.	131	585	14	91	51	560	673	5	2	222	1,258	19
1961	George McKinney, Sr.	68	244	4	68	32	471	426	6	5	136	670	10
1960	George McKinney, Jr.	84	193	1	90	39	433	728	9	6	174	921	10
1959	Jim Mooty, Sr.	93	519	5	0	0	000	0	0	0	93	519	5
1958	James Monroe, Jr.	67	174	3	96	41	427	512	3	8	163	686	6
1957	George Walker, Sr.	34	84	3	63	35	556	587	4	4	97	671	7
1956	Don Christian, Jr.	96	412	5	53	18	340	260	2	0	149	672	7
1955	Henry Moore, Sr.	134	701	3	0	0	000	0	0	0	134	701	3
1954	George Walker, So.	79	301	7	85	45	529	603	4	9	164	904	11
1953	Lamar McHan, Sr.	143	409	4	150	78	520	1,107	8	11	293	1,516	12
1952	Lamar McHan, Jr.	62	162	4	136	55	404	743	5	17	198	905	9
1951	Lamar McHan, So.	127	433	4	135	53	393	724	6	14	262	1,157	10
1950	Jim Rinehart, Jr.	72	142	2	139	59	424	756	3	15	211	898	5
1949	Geno Mazzanti, Sr.	123	757	3	0	0	000	0	0	0	123	757	3
1948	Clyde Scott	95	670	6	20	9	450	198	2	2	115	868	8
1947	Clyde Scott	152	659	6	41	14	341	258	2	1	193	917	8
1946	Ken Holland	112	397	2	44	-	-	242	2	N	156	639	4
1938	Kay Eakin	119	482	4	193	78	404	962	5	18	312	1,344	9
1937	Jack Robbins	57	195	4	130	49	377	780	8	18	187	910	12
1936	Jack Robbins	73	315	2	104	54	519	554	4	7	177	869	6
1935	Jack Robbins	61	345	4	152	95	625	1,219	7	7	213	1,564	1





## TEAM RUSHING RECORDS

### RUSHING ATTEMPTS

GAME		
1. 85	TCU (475 yards).....	1980
2. 81	at Rice (421 yards).....	1981
3. 80	at Ole Miss (370 yards).....	2001
80	Utah State (385 yards).....	1975
5. 78	Tulsa (344 yards).....	1987
6. 77	Colorado State (410 yards).....	1974
77	Oklahoma State (349 yards).....	1969
8. 75	at Houston (296 yards).....	1988
75	TCU (316 yards).....	1986
75	Texas A&M (266 yards).....	1984
75	Texas Tech (527 yards).....	1978
75	Tulsa (365 yards).....	1974

### SEASON

1. 753	3,196 yards in 11 games.....	1987
2. 685	2,922 yards in 11 games.....	1985
3. 680	3,456 yards in 11 games.....	1989
4. 677	3,119 yards in 11 games.....	1978
5. 674	2,898 yards in 11 games.....	1974
6. 668	2,721 yards in 11 games.....	1986
7. 659	3,523 yards in 11 games.....	1975
8. 644	2,348 yards in 11 games.....	1982
9. 643	3,065 yards in 14 games.....	2002
10. 640	2,420 yards in 11 games.....	1984

### RUSHING YARDS

GAME		
1. 594	Pittsburg (Kan.) State (54 rushes).....	1936
2. 542	South Carolina (58 rushes).....	2007
3. 527	TCU (75 rushes).....	1978
4. 512	SMU (73 rushes).....	1977
5. 503	Northwestern (La.) State (47 rushes).....	1947
6. 502	New Mexico (71 rushes).....	1987
7. 501	Air Force (62 rushes).....	1975
8. 495	Nicholls (40 rushes).....	2014
9. 483	Missouri State (51 rushes).....	2005
10. 475	TCU (85 rushes).....	1980

### SEASON

1. 3,725	625 rushes in 13 games.....	2007
2. 3,523	659 rushes in 11 games.....	1975
3. 3,456	680 rushes in 11 games.....	1989
4. 3,199	539 rushes in 14 games.....	2006
5. 3,196	753 rushes in 12 games.....	1987
6. 3,145	626 rushes in 13 games.....	2003
7. 3,119	677 rushes in 11 games.....	1978
8. 3,077	605 rushes in 13 games.....	2022
9. 3,065	643 rushes in 14 games.....	2002
10. 3,011	604 rushes in 11 games.....	1977

### RUSHING YARDS PER GAME

SEASON		
1. 320.3	3,523 yards in 11 games.....	1975
2. 314.2	3,456 yards in 11 games.....	1989
3. 286.5	3,725 yards in 13 games.....	2007
4. 283.5	3,119 yards in 11 games.....	1978
5. 273.7	3,011 yards in 11 games.....	1977
6. 266.3	3,196 yards in 12 games.....	1987
7. 265.6	2,922 yards in 11 games.....	1985
8. 263.4	2,898 yards in 11 games.....	1974
9. 247.4	2,721 yards in 11 games.....	1986
10. 246.7	2,714 yards in 11 games.....	1988

### YARDS PER RUSH

GAME		
1. 12.38	Nicholls (40 for 495 yards).....	2014
2. 11.00	Pittsburg (Kan.) State (54 for 594 yards).....	1936
3. 10.70	Northwestern (La.) State (47 for 503 yards).....	1947
4. 9.73	Eastern Michigan (30 for 292 yards).....	2009
5. 9.50	Missouri State (51 for 483 yards).....	2005
6. 9.47	at Auburn (45 for 426 yards).....	2002

7. 9.33	South Carolina (58 for 541 yards).....	2007
8. 9.29	Alcorn State (38 for 353 yards).....	2016
9. 9.29	Southeast Missouri State (41 for 381 yards).....	2006
10. 8.70	at Mississippi State (41 for 357).....	2016

### SEASON

1. 5.96	625 for 3,725 yards.....	2007
2. 5.94	539 for 3,199 yards.....	2006
3. 5.35	659 for 3,523 yards.....	1975
4. 5.28	474 for 2,504 yards.....	2013
5. 5.08	557 for 2,834 yards.....	2014
6. 5.08	605 for 3,077 yards.....	2022
7. 5.08	680 for 3,456 yards.....	1989
8. 5.04	588 for 2,961 yards.....	2021
9. 5.02	626 for 3,145 yards.....	2003
10. 5.01	512 for 2,565 yards.....	2015

### RUSHING TOUCHDOWNS

SEASON		
1. 35	.....	1970
2. 34	.....	2003
34	.....	1989
34	.....	1978
34	.....	1965
6. 33	.....	2007
33	.....	1975
33	.....	1969
9. 32	.....	1971
10. 31	.....	2015
31	.....	2014
31	.....	1988
31	.....	1987
31	.....	1974



**FELIX JONES** teamed with Darren McFadden and Peyton Hillis in 2007 to create the most prolific rushing attack in Razorback history. The trio helped Arkansas rush for 3,725 yards on just 625 carries (5.96 avg.), setting school records for total rushing yards and yards per rush.





## TEAM PASSING RECORDS

### PASS ATTEMPTS

GAME		
1. 59	at Texas A&M (29 completions)	2012
2. 53	Toledo (32 completions)	2015
53	LSU (31 completions)	2012
53	Alabama (24 completions)	1999
5. 51	Texas A&M (30 completions)	2011
51	Texas A&M (31 completions)	1971
7. 50	San Jose State (28 completions)	2019
8. 49	at Auburn (35 completions)	2010
49	at Kentucky (25 completions)	1999
10. 48	Alabama (25 completions)	2016
48	Vanderbilt (28 completions)	2010

### SEASON

1. 471	299 completions	2011
2. 465	301 completions	2010
3. 459	272 completions	2012
4. 443	253 completions	2008
5. 439	247 completions	2009
6. 407	202 completions	2019
7. 406	247 completions	2016
8. 374	226 completions	2015
9. 371	204 completions	1999
10. 370	202 completions	2018
370	177 completions	1997

### PASS COMPLETIONS

GAME		
1. 35	at Auburn (49 attempts)	2010
2. 33	Mississippi State (45 attempts)	2011
3. 32	Toledo (53 attempts)	2015
4. 31	LSU (53 attempts)	2012
31	Texas A&M (51 attempts)	1971
6. 30	Mississippi State (43 attempts)	2015
30	Texas A&M (51 attempts)	2011
30	Missouri State (41 attempts)	2009
9. 29	at BYU (40 attempts)	2022
29	at Texas A&M (59 attempts)	2012

### SEASON

1. 301	465 attempts	2010
2. 299	471 attempts	2011
3. 272	459 attempts	2012
4. 253	443 attempts	2008
5. 247	406 attempts	2016
247	439 attempts	2009
7. 246	374 attempts	2015
8. 231	357 attempts	2022
9. 205	314 attempts	2021
10. 204	371 attempts	1999

### COMPLETION PERCENTAGE

SEASON		
1. .658	246 of 374	2015
2. .653	205 of 314	2021
3. .647	301 of 465	2010
4. .647	231 of 357	2022
5. .644	183 of 284	2020
6. .639	122 of 191	1979
7. .635	299 of 471	2001
8. .610	183 of 300	1995
9. .608	247 of 406	2016
10. .600	78 of 130	1986

### PASSING YARDS

GAME		
1. 510	Texas A&M (30-51, 3 TD, 0 INT)	2011
2. 447	Missouri State (30-41, 3 TD, 1 INT)	2009
3. 442	at Ole Miss (33-45, 6 TD, 0 INT)	2015
4. 428	at Auburn (35-49, 5 TD, 2 INT)	2010
5. 419	Rutgers (20-39, 3 TD, 2 INT)	2012
6. 417	Vanderbilt (28-48, 3 TD, 0 INT)	2010

7. 412	Toledo (32-53, 0 TD, 1 INT)	2015
8. 408	Georgia (21-39, 5 TD, 0 INT)	2009
9. 406	Mississippi State (30-43, 7 TD, 0 INT)	2015
10. 405	Troy (23-30, 5 TD, 1 INT)	2009

### SEASON

1. 4,338	301 of 465	2010
2. 3,909	299 of 471	2011
3. 3,842	247 of 439	2009
4. 3,618	272 of 459	2012
5. 3,486	246 of 374	2015
6. 3,434	247 of 406	2016
7. 3,115	253 of 443	2008
8. 3,051	231 of 357	2022
9. 2,781	205 of 314	2021
10. 2,668	170 of 321	1998

### PASSING YARDS PER GAME

SEASON		
1. 333.7	4,338 in 13 games	2010
2. 301.5	3,618 in 12 games	2012
3. 300.7	3,909 in 13 games	2011
4. 278.8	3,624 in 13 games	2009
5. 268.2	3,486 in 13 games	2015
6. 264.2	3,434 in 13 games	2016
7. 259.6	3,115 in 12 games	2008
8. 242.5	2,668 in 11 games	1998
9. 234.7	3,051 in 13 games	2022
10. 234.2	2,576 in 11 games	1999

### PASSING YARDS PER ATTEMPT

SEASON		
1. 9.45	112 for 1,058	1957
2. 9.43	130 for 1,226	1986
3. 9.33	465 for 4,338	2010

4. 9.32	374 for 3,486	2015
9.32	120 for 1,118	1985
6. 8.99	403 for 3,624	2009
7. 8.96	164 for 1,470	1989
8. 8.86	314 for 2,781	2021
9. 8.70	180 for 1,566	1988
10. 8.62	284 for 2,448	1970

### TOUCHDOWN PASSES

GAME		
1. 7	Mississippi State	2015
2. 6	at Ole Miss	2015
6	Pittsburg (Kan.) State	1936
4. 5	BYU	2022
5	Kentucky	2012
5	UTEP	2010
5	at Auburn	2010
5	Mississippi State	2009
5	Troy	2009
5	Georgia	2009
5	Mississippi State	2007
5	Vanderbilt	1994

### SEASON

1. 36		2010
2. 32		2009
3. 31		2015
4. 26		2022
26		2016
26		2011
26		1998
8. 24		2007
9. 23		2012
23		2006



Behind quarterback **RYAN MALLET**T in 2010, Arkansas led the SEC and ranked in the top six nationally in total passing yards (4,338), passing yards per game (333.7) and touchdown passes (36), all of which are program records.





## TEAM OFFENSE RECORDS

### TOTAL PLAYS

GAME		
1. 110	Wichita State (63 rushes, 47 passes, 545 yards, 4 TD).....	1969
2. 107	at Rice (81 rushes, 26 passes, 620 yds, 5 TD).....	1981
107	Oklahoma State (77 rushes, 30 passes, 500 yds, 6 TD).....	1969
4. 106	at Ole Miss (80 rushes, 26 passes, 531 yards, 8 TD).....	2001
5. 99	at Kentucky (71 rushes, 28 passes, 9 TD).....	2003
6. 98	at Texas A&M (39 rushes, 59 passes, 515 yards, 1 TD).....	2012
7. 97	at Houston (56 rushes, 41 passes, 1 TD).....	1990
97	TCU (85 rushes, 12 passes, 610 yds, 6 TD).....	1980
9. 95	Texas Tech (60 rushes, 35 passes, 1 TD).....	1990
95	TCU (75 rushes, 20 passes, 4 TD).....	1986

### SEASON

1. 962	605 rushes, 357 passes, 53 TD .....	2022
2. 942	643 rushes, 299 passes, 40 TD .....	2002
3. 938	625 rushes, 313 passes, 57 TD .....	2007
4. 930	626 rushes, 304 passes, 54 TD .....	2003
5. 923	517 rushes, 406 passes, 47 TD .....	2016
6. 916	557 rushes, 359 passes, 52 TD .....	2014
7. 902	588 rushes, 314 passes, 48 TD .....	2021
8. 893	644 rushes, 249 passes, 33 TD .....	1982
9. 886	512 rushes, 374 passes, 62 TD .....	2015
886	421 rushes, 465 passes, 58 TD .....	2010



**KNILE DAVIS** totalled 1,458 all-purpose yards in 2010 to help the Hogs average a school-record 482.5 yards of total offense, which also ranked second in the SEC and ninth nationally.

### TOTAL YARDS

GAME		
1. 859	Pittsburg (Kan.) State (594 rush, 265 pass, 86 plays, 8 TD)....	1936
2. 713	North Texas (446 rush, 267 pass, 80 plays, 8 TD).....	2007
3. 684	Nicholls (495 rush, 189 pass, 54 plays, 10 TD).....	2014
4. 683	Kansas (396 rush, 287 pass, 7 TD).....	2022
5. 676	at Ole Miss (350 rush, 326 pass, 93 plays, 7 TD).....	2021
6. 661	at Mississippi State (357 rush, 304 pass, 67 plays, 8 TD).....	2016
7. 658	at TCU (296 rush, 362 pass, 83 plays, 7 TD).....	1970
8. 650	South Carolina (541 rush, 109 pass, 69 plays, 7 TD).....	2007
9. 647	Houston (391 rush, 256 pass, TD).....	1989
10. 644	BYU (277 rush, 367 pass, 7 TD).....	2022

### SEASON

1. 6,273	1,935 rushing, 4,338 passing, 58 TD .....	2010
2. 6,128	3,077 rushing, 3,051 passing, 53 TD .....	2022
3. 6,051	2,565 rushing, 3,486 passing, 62 TD .....	2015
4. 5,850	3,725 rushing, 2,125 passing, 57 TD .....	2007
5. 5,742	2,961 rushing, 2,781 passing, 48 TD .....	2021
6. 5,695	1,786 rushing, 3,909 passing, 51 TD .....	2011
7. 5,607	3,145 rushing, 2,462 passing, 54 TD .....	2003
8. 5,569	2,135 rushing, 3,434 passing, 47 TD .....	2016
9. 5,555	1,713 rushing, 3,842 passing, 55 TD .....	2009
10. 5,292	3,199 rushing, 2,093 passing, 49 TD .....	2006

### TOTAL YARDS PER GAME

SEASON		
1. 482.5	6,273 in 13 games .....	2010
2. 471.4	6,128 in 13 games .....	2022
3. 465.5	6,051 in 13 games .....	2015
4. 450.0	5,850 in 13 games .....	2007
5. 447.8	4,926 in 11 games .....	1989
6. 445.3	4,898 in 11 games .....	1971
7. 441.7	5,742 in 13 games .....	2021
8. 438.1	5,695 in 13 games .....	2011
9. 431.3	5,607 in 13 games .....	2003
10. 428.4	5,564 in 13 games .....	2016

### TOTAL YARDS PER PLAY

GAME		
1. 12.67	Nicholls (54 for 684 yards).....	2014
2. 10.76	Northwestern (La.) State (49 for 527 yards).....	1947
3. 10.33	Eastern Michigan (57 for 589 yards).....	2009
4. 9.99	Alcorn State (56 for 559 yards).....	2016
9.99	Pittsburg (Kan.) State (86 for 859 yards).....	1936
6. 9.42	South Carolina (69 for 650 yards).....	2007
7. 9.87	at Mississippi State (67 for 661 yards).....	2016
8. 9.10	Troy (61 for 592 yards).....	2009
9. 9.07	UTEP (54 for 490 yards).....	2015
10. 8.95	Tennessee Tech (58 for 519 yards).....	2010

### SEASON

1. 7.08	886 for 6,273 yards .....	2010
2. 6.83	886 for 6,051 yards .....	2015
3. 6.66	834 for 5,555 yards .....	2009
4. 6.45	883 for 5,695 yards .....	2011
5. 6.37	962 for 6,128 yards .....	2022
6. 6.37	902 for 5,742 yards .....	2021
7. 6.29	841 for 5,292 yards .....	2006
8. 6.24	938 for 5,850 yards .....	2007
9. 6.10	826 for 5,042 yards .....	2012
10. 6.03	930 for 5,607 yards .....	2003

### RUSHING FIRST DOWNS

GAME		
1. 29	TCU.....	1980
2. 24	at Texas Tech.....	2014
24	Oklahoma State.....	1969
4. 23	North Texas State.....	1971
5. 22	Penn State.....	2022
22	Ole Miss.....	2021
22	South Carolina.....	2007
22	at Ole Miss.....	2001

9. 21	Northwestern (La.) State .....	1961
21	at SMU.....	1959

### SEASON

1. 183	.....	1989
183	.....	1987
3. 172	.....	1978
4. 167	.....	2022
5. 165	.....	2007
6. 163	.....	2021
7. 157	.....	1986
157	.....	1985
9. 156	.....	1975
10. 153	.....	1974

### PASSING FIRST DOWNS

GAME		
1. 24	at Ole Miss.....	2015
2. 21	Mississippi State.....	2015
3. 20	Toledo.....	2015
4. 19	Mississippi State.....	2011
19	Texas A&M.....	2011
19	at Auburn.....	2010
19	Louisiana Monroe.....	2010
19	Troy.....	2009
19	Missouri State.....	2009
10. 18	at BYU.....	2022
18	New Mexico.....	2011

### SEASON

1. 173	.....	2010
2. 167	.....	2015
3. 166	.....	2011
4. 150	.....	2016
5. 147	.....	2009
6. 142	.....	2012
7. 134	.....	2008
8. 126	.....	2022
9. 120	.....	2014
10. 117	.....	2003

### TOTAL FIRST DOWNS

GAME		
1. 39	at Ole Miss.....	2021
2. 37	at TCU.....	1980
3. 35	at Ole Miss.....	2015
4. 34	at BYU.....	2022
34	at Missouri.....	2020
34	New Mexico.....	2011
34	South Florida.....	2002
34	Navy.....	1982
34	at Rice.....	1981
34	Oklahoma State.....	1969

### SEASON

1. 311	167 rush, 126 pass, 18 penalty .....	2022
2. 305	129 rush, 167 pass, 9 penalty .....	2015
3. 291	105 rush, 173 pass, 13 penalty .....	2010
4. 288	116 rush, 150 pass, 22 penalty .....	2016
288	146 rush, 120 pass, 22 penalty .....	2014
6. 286	163 rush, 104 pass, 19 penalty .....	2021
7. 279	93 rush, 166 pass, 20 penalty .....	2011
8. 273	165 rush, 97 pass, 11 penalty .....	2007
273	142 rush, 117 pass, 14 penalty .....	2003
10. 269	152 rush, 103 pass, 14 penalty .....	1971





## TEAM PUNTS/RETURNS/SCORING RECORDS

### TOTAL PUNTS

GAME		
1. 13	Oklahoma State.....	1946
2. 12	TCU (442 for 36.8 average).....	1959
3. 11	at SMU (506 for 46.0 average).....	1965
4. 10	at Auburn (415 for 41.5 average).....	2016
10	at Alabama (402 for 40.2 average).....	2015
10	at Alabama (358 for 35.8 average).....	2009
10	UNLV (434 for 43.4 average).....	2001
10	at Texas A&M (379 for 37.9 average).....	1987
10	Texas Tech (495 for 49.5 average).....	1986
10	at Rice (349 for 34.9 average).....	1963
10	Tulsa (301 for 30.1 average).....	1961
10	Texas (350 for 35.0 average).....	1959
10	at Baylor (330 for 33.0 average).....	1955

### SEASON

1. 76	40.5 average.....	1992
2. 74	36.9 average.....	2002
3. 73	37.5 average.....	1955
4. 70	36.7 average.....	1957
5. 69	40.3 average.....	1996
6. 68	37.5 average.....	2018
68	42.2 average.....	1991
68	36.8 average.....	1958
68	37.9 average.....	1949
10. 67	42.5 average.....	2001
67	41.7 average.....	2000
67	38.1 average.....	1950

### PUNTING YARDS

GAME		
1. 506	SMU (11 punts).....	1965
2. 495	Texas Tech (10 punts).....	1986
3. 442	TCU (12 punts).....	1959
4. 434	UNLV (10 punts).....	2001
5. 419	Texas A&M (8 punts).....	1976
6. 415	at Auburn (10 punts).....	2016
7. 402	at Alabama (10 punts).....	2015
8. 401	Houston (8 punts).....	1983
9. 389	Alabama (8 punts).....	2002
10. 387	at Baylor (9 punts).....	1986

### SEASON

1. 3,075	76 for 40.5 average.....	1992
2. 2,867	68 for 42.2 average.....	1991
3. 2,848	67 for 42.5 average.....	2001
4. 2,801	65 for 43.1 average.....	1976
5. 2,793	67 for 41.7 average.....	2000
6. 2,791	64 for 43.6 average.....	1983
7. 2,777	69 for 40.3 average.....	1996
8. 2,737	73 for 37.5 average.....	1955
9. 2,729	74 for 36.9 average.....	2002
10. 2,626	59 for 44.5 average.....	1949

### PUNTING AVERAGE

GAME		
1. 62.0	at BYU (1 punt).....	2022
2. 61.0	at Texas (3 punts).....	1980
3. 59.0	at Baylor (2 punts).....	1988
4. 58.3	Tulsa (3 punts).....	2012
5. 54.0	Texas A&M (1 punt).....	1959
6. 53.5	South Carolina (4 punts).....	2013
7. 52.8	Alabama (4 punts).....	2016
8. 52.5	at TCU (2 punts).....	1985
9. 52.4	Texas A&M (8 punts).....	1976
10. 52.3	at Rice (3 punts).....	1977

### SEASON

1. 46.2	54 for 2,493 yards.....	1986
2. 45.3	53 for 2,400 yards.....	2001
3. 44.9	51 for 2,234 yards.....	1984
4. 44.7	54 for 2,416 yards.....	2012
5. 44.5	59 for 2,626 yards.....	2016
6. 44.3	48 for 2,127 yards.....	1977
7. 43.6	64 for 2,791 yards.....	1983
8. 43.3	54 for 2,340 yards.....	1980
9. 43.1	65 for 2,801 yards.....	1976
10. 43.0	37 for 1,590 yards.....	1975

### TOTAL PUNT RETURNS

GAME		
1. 9	North Texas (165 yards).....	1971
9	Rice (89 yards).....	1964
3. 8	Missouri State (188 yards).....	2011
8	at Ole Miss (53 yards).....	1985
8	at Texas Tech (130 yards).....	1979
8	TCU (107 yards).....	1967
8	Tulsa (137 yards).....	1961
8. 7	Baylor (110 yards).....	1970
7	Wichita State (159 yards).....	1969
7	TCU (59 yards).....	1968
7	Oklahoma State (33 yards).....	1967
7	Tulsa (95 yards).....	1957

### SEASON

1. 45	700 yards.....	1950
2. 44	544 yards.....	1985
3. 43	319 yards.....	1982
43	423 yards.....	1957
5. 41	300 yards.....	1992
6. 40	305 yards.....	1977
7. 37	439 yards.....	2002
37	433 yards.....	1967
9. 36	247 yards.....	1994
36	291 yards.....	1979

### PUNT RETURN YARDAGE

GAME		
1. 188	Missouri State (8 returns).....	2011
2. 165	North Texas (9 returns).....	1971
3. 159	Wichita State (7 returns).....	1969
4. 144	Ole Miss (4 returns).....	2010
5. 141	UAPB (5 returns).....	2021
6. 137	Tulsa (8 returns).....	1961
7. 127	at Kentucky (5 returns).....	2003
8. 110	Baylor (7 returns).....	1970
9. 107	TCU (8 returns).....	1967
10. 105	Missouri State (3 returns).....	2022

### SEASON

1. 700	45 returns.....	1950
2. 544	44 returns.....	1985
3. 536	27 returns.....	1948
4. 534	32 returns.....	1964
5. 463	33 returns.....	1962
6. 441	34 returns.....	2003
7. 439	37 returns.....	2002
8. 433	37 returns.....	1967
9. 423	43 returns.....	1957
10. 421	26 returns.....	1963

### PUNT RETURN AVERAGE

SEASON		
1. 19.85	27 for 536 yards.....	1948
2. 16.69	32 for 534 yards.....	1964
3. 16.19	26 for 421 yards.....	1963
4. 15.96	25 for 399 yards.....	1955
5. 15.56	45 for 700 yards.....	1950
6. 15.55	20 for 311 yards.....	2010
7. 15.00	27 for 405 yards.....	1966
8. 14.75	28 for 413 yards.....	1960
9. 14.03	33 for 463 yards.....	1962
10. 13.67	12 for 164 yards.....	1954

### TOTAL KICKOFF RETURNS

GAME		
1. 10	at Auburn (179 yards).....	2010
2. 8	Alabama (184 yards).....	2008
8	at LSU (103 yards).....	2003
8	Minnesota (128 yards).....	2002
8	at Tennessee (161 yards).....	2000
8	at Tulsa (222 yards).....	1952
7. 7	at Ole Miss (156 yards).....	2017
7	at Alabama (129 yards).....	2013
7	at Mississippi State (108 yards).....	2012
7	LSU (109 yards).....	2008
7	Missouri (168 yards).....	2007
7	at Tennessee (117 yards).....	2007
7	at Georgia (125 yards).....	2001
7	Boise State (135 yards).....	2000

### SEASON

1. 54	1,047 yards.....	2010
54	1,283 yards.....	2009
3. 53	1,004 yards.....	1990
4. 52	1,104 yards.....	2008
5. 51	1,125 yards.....	2007
6. 45	957 yards.....	2017
7. 44	872 yards.....	1952
8. 42	974 yards.....	2011
42	872 yards.....	2002
10. 41	867 yards.....	2001
41	688 yards.....	1987

### KICKOFF RETURN YARDAGE

GAME		
1. 222	at Tulsa (8 returns).....	1952
2. 200	Hardin-Simmons (2 returns).....	1958
3. 197	Alabama (6 returns).....	2002
4. 194	Stanford (6 returns).....	1970
5. 184	Alabama (8 returns).....	2008
184	Southern California (6 returns).....	2005
7. 179	at Auburn (10 returns).....	2010
8. 178	South Carolina (4 returns).....	2011
9. 168	Missouri (7 returns).....	2007
10. 163	Troy (4 returns).....	2007

### SEASON

1. 1,283	54 returns.....	2009
2. 1,125	51 returns.....	2007
3. 1,104	52 returns.....	2008
4. 1,047	54 returns.....	2010
5. 1,004	53 returns.....	1990
6. 974	42 returns.....	2011
7. 965	33 returns.....	2005
8. 957	45 returns.....	2017
9. 921	37 returns.....	2006
10. 872	42 returns.....	2002
872	44 returns.....	1952

### KICKOFF RETURN AVERAGE

SEASON		
1. 29.20	33 for 965 yards.....	2005
2. 25.70	24 for 617 yards.....	2014
3. 25.48	29 for 739 yards.....	1992
4. 24.89	37 for 921 yards.....	2006
5. 24.74	19 for 470 yards.....	1962
6. 23.75	54 for 1,283 yards.....	2009
7. 23.19	42 for 974 yards.....	2011
8. 23.04	23 for 530 yards.....	2018
9. 23.00	26 for 598 yards.....	1986
10. 22.29	24 for 535 yards.....	1980

### TOTAL POINTS

GAME		
1. 100	Southwest Missouri State (100-0).....	1911
2. 82	Oklahoma Mines (82-0).....	1916
3. 73	Nicholls (73-7).....	2014
73	Texas Southwestern (73-0).....	1928
5. 72	Ouachita College (72-0).....	1908
6. 71	at Kentucky (71-63 70T).....	2003
7. 66	North Texas (66-7).....	2007
8. 65	Drury College (65-6).....	1911
9. 64	Northwestern (La.) State (64-0).....	1947
10. 63	UT Martin (63-28).....	2015
63	Eastern Michigan (63-27).....	2009
63	Southeast Missouri State (63-7).....	2006
63	New Mexico State (63-13).....	2004
63	Pacific (63-14).....	1988
63	Hendrix (63-0).....	1933
63	Henderson State (63-0).....	1910

### SEASON

1. 485	13 games.....	2007
2. 478	13 games.....	2011
3. 474	13 games.....	2010
4. 468	13 games.....	2009
5. 467	13 games.....	2015
6. 436	13 games.....	2003
7. 423	13 games.....	2022
8. 415	13 games.....	2014
9. 404	14 games.....	2006
10. 402	13 games.....	2021
402	11 games.....	1970

### POINTS PER GAME

SEASON		
1. 37.3	485 in 13 games.....	2007
2. 36.8	478 in 13 games.....	2011
3. 36.5	474 in 13 games.....	2010
36.5	402 in 11 games.....	1970
5. 36.0	468 in 13 games.....	2009
6. 35.9	467 in 13 games.....	2015
7. 33.5	436 in 13 games.....	2003
8. 32.6	261 in 8 games.....	1916
9. 32.5	423 in 13 games.....	2022
32.5	390 in 12 games.....	1998

### TOTAL TOUCHDOWNS

GAME		
1. 12	Oklahoma Mines.....	1916
2. 10	Nicholls (6 rush, 4 pass).....	2014
10	Northwestern (La.) State (9 rush, 1 pass).....	1947
4. 9	UT Martin (6 rush, 3 pass).....	2015
9	New Mexico St. (5 rush, 3 pass, 1 blk punt).....	2004
9	at Kentucky (5 rush, 3 pass, 1 blk punt).....	2003
9	North Texas (7 rush, 2 pass).....	1971
8. 8	at Mississippi State (5 rush, 3 pass).....	2016
8	Troy (3 rush, 5 pass).....	2009
8	Eastern Michigan (4 rush, 3 pass, 1 blk punt).....	2009
8	North Texas (5 rush, 3 pass).....	2007
8	Southeast Missouri St. (5 rush, 3 pass).....	2006
8	Pittsburg (Kan.) St. (2 rush, 6 pass).....	1936
8	North Texas (7 rush, 1 pass).....	1965
8	Wichita State (3 rush, 3 pass, 1 INT ret., 1 punt ret.).....	1970

### SEASON

1. 62	.....	2015
62	.....	2007
3. 60	.....	2010
60	.....	2009
5. 59	.....	2011
6. 56	.....	2014
56	.....	2003
8. 55	.....	2006
9. 54	.....	2022
10. 53	.....	1970

### FIELD GOALS

SEASON		
1. 24	.....	1988
2. 21	.....	2011
3. 20	.....	2021
20	.....	1989
5. 19	.....	2018
19	.....	1981
19	.....	1979
19	.....	1977
9. 18	.....	2002
10. 17	.....	2007
17	.....	1998
17	.....	1992

### PATS

SEASON		
1. 58	.....	2015
58	.....	2009
58	.....	2007
4. 56	.....	2010
5. 55	.....	2011
6. 52	.....	2014
7. 50	.....	2022
50	.....	2006
50	.....	2003
50	.....	1970





## TEAM MISCELLANEOUS RECORDS

### TOTAL PENALTIES

GAME		
1. 17	Air Force (144 yards).....	1975
2. 15	Tulsa (120 yards).....	1963
15	Texas Tech (142 yards).....	1957
4. 14	Texas A&M (112 yards).....	2011
14	at Georgia (97 yards).....	2001
14	at Texas A&M (100 yards).....	1964
7. 13	at Georgia (101 yards).....	2021
13	Rice (117 yards).....	2021
13	Vanderbilt (130 yards).....	2010
13	Texas A&M (108 yards).....	2010
13	at Kentucky (102 yards).....	2008
13	Troy (112 yards).....	2002
13	Utah State (112 yards).....	1976
13	Oklahoma State (155 yards).....	1956

### TOTAL PENALTY YARDS

GAME		
1. 155	Oklahoma State (13).....	1956
2. 144	Air Force (17).....	1975
3. 142	Texas Tech (15).....	1957
4. 132	at TCU (12).....	1974
5. 130	Vanderbilt (13).....	2010
6. 123	Wisconsin (12).....	2006
7. 121	South Carolina (10).....	2022
8. 120	Tulsa (15).....	1963
9. 119	TCU (12).....	1971
10. 117	Rice (13).....	2021
117	at Texas A&M (11).....	1974

### HOGS BY THE NUMBERS

GAMES PLAYED: 1,307 in 129 seasons

GAMES WON: 736

GAMES LOST: 531

GAMES TIED: 40

FAYETTEVILLE: 321-144-10 (.686)

LITTLE ROCK: 169-68-5 (.709)

DONALD W. REYNOLDS RAZORBACK STADIUM: 203-111-2 (.646)

WAR MEMORIAL STADIUM: 152-61-4 (.710)

AT&T STADIUM: 5-7 (.417)

HOME: 473-217-15 (.682)\*

ROAD: 198-253-22 (.442)

NEUTRAL: 41-61-6 (.407)

OVERTIME GAMES: 14-7 (.667)

SEC RECORD: 101-147-2 (.408)

FINAL SOUTHWEST CONFERENCE RECORD: 249-195-16 (.559)

NATIONAL CHAMPIONSHIPS: 1; 1964 (FWAA and Helms Athletic Foundation)

SWC CHAMPIONSHIPS: 13; 1936, 1946, 1954, 1959, 1960, 1961, 1964, 1965, 1968, 1975, 1979, 1988, 1989

SEC WESTERN DIVISION CHAMPIONSHIPS: 4; 1995, 1998, 2002, 2006

LONGEST WINNING STREAK: 22, 1963-65

LONGEST STRING OF GAMES WITHOUT DEFEAT: 22, 1963-65

UNDEFEATED SEASONS: 2; 1909, 1964

UNTIED, UNBEATEN SEASONS: 2; 1909, 1964

UNDEFEATED SWC SEASONS: 4; 1920, 1964, 1965, 1988

UNTIED, UNBEATEN SWC SEASONS: 3; 1964, 1965, 1988

MOST VICTORIES IN ONE SEASON: 11; 1964, 1977, 2011

HIGHEST GAME SCORE BY ARKANSAS: 100 (SMS, 1911)

HIGHEST GAME SCORE BY OPPONENT: 103 (Oklahoma, 1918)

LARGEST VICTORY MARGIN: 100 (100-0, SMS, 1911)

LARGEST DEFEAT MARGIN: 103 (103-0, Oklahoma, 1918)

MOST TEAMS HELD SCORELESS BY ARKANSAS: 6, 1923

FEWEST GAMES PLAYED BY ARKANSAS: 1, 1895

MOST GAMES PLAYED BY ARKANSAS: 14, 2002, 2006


CONSECUTIVE GAMES SCORING STREAK: 188, 1995-2012

CONSECUTIVE PASSES WITHOUT AN INTERCEPTION:

182, Ole Miss-Penn State, 2021

SHUTOUTS: Arkansas has 206 shutouts in 129 seasons

\*Arkansas' home record also includes a 6-3-1 mark in games played in Fort Smith, Ark. and a 1-0 mark in games played in Texarkana, Ark.



Behind quarterback **BRANDON ALLEN**, Arkansas set a program record with four 50-point scoring performances in 2015, including a record three in SEC play. In the four games against Auburn (54), UT Martin (63), Ole Miss (53) and Mississippi State (50), Allen went a combined 96-of-138 for 1,346 yards and 18 touchdowns through the air.





## TEAM RUSHING DEFENSE RECORDS

### RUSHING ATTEMPTS

GAME		
1. 14	New Mexico State (11 yards).....	2017
14	Florida (12 yards).....	2016
3. 15	at South Carolina (51 yards).....	2006
15	South Florida (48 yards).....	2002
15	Auburn (91 yards).....	1995
6. 16	at LSU (260 yards).....	2019
16	at Texas A&M (32 yards).....	1966
8. 17	Baylor (89 yards).....	1964
17	Missouri School of Mines (32 yards).....	1943
10. 18	Texas (2 yards).....	2014
18	at Rice (15 yards).....	1981
18	North Texas (14 yards).....	1965

### SEASON

1. 355	(765 yards).....	1965
2. 377	(1,294 yards).....	1989
3. 382	(907 yards).....	1962
4. 388	(997 yards).....	1966
5. 390	(1,050 yards).....	1998
6. 392	(1,136 yards).....	1999
7. 393	(1,198 yards).....	1987
8. 394	(1,010 yards).....	1988
9. 400	(970 yards).....	1964
10. 403	(1,514 yards).....	2015
403	(1,879 yards).....	2005
403	(1,441 yards).....	1986

### RUSHING YARDS

GAME		
1. -27	Texas (25 rushes).....	1999
2. -25	at Texas Tech (39 rushes).....	1981
3. -23	Tulsa (35 rushes).....	1973
4. -20	Pittsburg (Kan.) State (42 rushes).....	1936
5. -19	Oklahoma State (22 rushes).....	1969
6. -15	at Texas A&M (46 rushes).....	1970
7. -9	SMU (22 rushes).....	1950
8. -5	Wisconsin (28 rushes).....	2006
9. -2	Northwestern (La.) State (23 rushes).....	1947
10. 2	Texas (18 rushes).....	2014

### SEASON

1. 756	355 rushes.....	1965
2. 907	382 rushes.....	1962
3. 970	400 rushes.....	1964
4. 997	388 rushes.....	1966
5. 1,010	394 rushes.....	1988
6. 1,050	390 rushes.....	1998
7. 1,064	420 rushes.....	1982
8. 1,131	342 rushes.....	1996
9. 1,136	392 rushes.....	1999
10. 1,145	428 rushes.....	1961

### RUSHING YARDS PER GAME

#### SEASON

1. 75.6	756 yards in 10 games.....	1965
2. 90.7	907 yards in 10 games.....	1962
3. 91.8	1,010 yards in 11 games.....	1988
4. 95.5	1,050 yards in 11 games.....	1998
5. 96.7	1,064 yards in 11 games.....	1982
6. 97.0	970 yards in 10 games.....	1964
7. 99.7	997 yards in 10 games.....	1966
8. 99.8	1,198 yards in 12 games.....	1987
9. 102.8	1,131 yards in 11 games.....	1996
10. 103.3	1,136 yards in 11 games.....	1999

### YARDS PER RUSH

#### GAME

1. -1.08	Texas, (25 for -27 yards).....	1999
2. -0.86	Oklahoma State (22 for -19 yards).....	1969
3. -0.66	Tulsa (35 for -23 yards).....	1973
4. -0.64	at Texas Tech (39 for -25 yards).....	1981
5. -0.48	Pittsburg (Kan.) State (42 for -20 yards).....	1936
6. -0.41	SMU (22 for -9 yards).....	1950
7. -0.33	Texas A&M (46 for -15 yards).....	1970
8. -0.18	Wisconsin (28 for -5 yards).....	2006
9. -0.09	Northwestern (La.) State (23 for -2 yards).....	1947
10. 0.11	Texas (18 for 2 yards).....	2014

### SEASON

1. 2.13	355 for 756 yards.....	1965
2. 2.37	382 for 907 yards.....	1962
3. 2.43	400 for 970 yards.....	1964
4. 2.53	420 for 1,064 yards.....	1982
5. 2.56	394 for 1,010 yards.....	1988
6. 2.57	388 for 997 yards.....	1966
7. 2.66	461 for 1,226 yards.....	1951
8. 2.67	468 for 1,250 yards.....	1978
9. 2.68	428 for 1,145 yards.....	1961
10. 2.69	390 for 1,050 yards.....	1998



**THE RAZORBACK DEFENSE** moved into the record books following Arkansas' 31-7 Texas Bowl win over Texas in 2014. The Razorbacks allowed just two rushing yards against the Longhorns, the 10th-best performance in school history. The 0.11 yards per rush allowed also cracked the top 10.





## TEAM PASSING DEFENSE RECORDS

### PASS ATTEMPTS

GAME		
1. 1	at Rice (1 comp).....	1961
2. 3	at Texas (1 comp).....	1976
3	at Texas (1 comp).....	1972
4. 4	at SMU (0 comp).....	1975
5. 5	at TCU (3 coamp).....	1979
5	at Texas (3 comp).....	1970
5	Oklahoma State (0 comp).....	1953
8. 6	Texas A&M (5 comp).....	1976
6	at Oklahoma State (3 comp).....	1975
6	at Texas A&M (3 comp).....	1960
6	TCU (4 comp).....	1955

### SEASON

1. 121	57 completions.....	1961
121	54 completions.....	1960
3. 122	48 completions.....	1954
4. 144	70 completions.....	1957
144	73 completions.....	1953
6. 149	58 completions.....	1955
7. 161	72 completions.....	1948
8. 162	61 completions.....	1950
9. 163	79 completions.....	1947
10. 164	84 completions.....	1959

### PASS COMPLETIONS

GAME		
1. 0	at SMU (4 attempts).....	1975
0	Oklahoma State (5 attempts).....	1960
0	at Texas A&M (8 attempts).....	1956
0	Ole Miss (8 attempts).....	1956
0	Oklahoma State (7 attempts).....	1953
0	at Rice (8 attempts).....	1943

### SEASON

1. 48	122 attempts.....	1954
2. 54	121 attempts.....	1960
3. 57	121 attempts.....	1961
4. 58	149 attempts.....	1955
5. 61	162 attempts.....	1950
6. 70	144 attempts.....	1957
7. 72	161 attempts.....	1948

8. 73	144 attempts.....	1953
9. 75	192 attempts.....	1974
10. 77	166 attempts.....	1964

### COMPLETION PERCENTAGE

SEASON		
1. .377	61 of 162.....	1950
2. .389	58 of 149.....	1955
3. .391	75 of 192.....	1974
4. .393	48 of 122.....	1954
5. .415	98 of 236.....	1949
6. .430	80 of 156.....	1951
7. .432	98 of 227.....	1977
8. .441	87 of 197.....	1975
9. .446	54 of 121.....	1960
10. .447	72 of 161.....	1948

### PASSING YARDS

GAME		
1. 0	at SMU (0-for-4).....	1975
0	Oklahoma State (0-for-7).....	1960
0	at Texas A&M (0-for-8).....	1956
0	Ole Miss (0-for-8).....	1956
0	Oklahoma State (0-for-5).....	1953
0	Northwestern (La.) State.....	1947
0	at Rice (0-for-8).....	1943
8. 3	Pittsburg (Kan.) State (1-for-14).....	1936
9. 6	Houston (1-for-13).....	1977
6	at Rice (1-for-1).....	1961

### SEASON

1. 538	48 for 122.....	1954
2. 629	57 for 121.....	1961
3. 641	54 for 121.....	1960
4. 797	58 for 148.....	1955
5. 835	77 for 166.....	1964
6. 839	72 for 161.....	1948
7. 866	79 for 163.....	1947
8. 949	84 for 164.....	1959
9. 958	73 for 144.....	1953
10. 964	87 for 185.....	1956

### PASSING TOUCHDOWNS


SEASON		
1. 1	.....	1977
2. 2	.....	1973
3. 3	.....	1975
3	.....	1969
3	.....	1964
3	.....	1960
3	.....	1959
8. 4	.....	1982
4	.....	1979
4	.....	1966

### MOST INTERCEPTIONS

GAME		
1. 9	SMU.....	1970
2. 8	at SMU.....	1951
3. 7	at Texas Tech.....	1968
7	Rice.....	1966
5. 6	Ole Miss.....	2020
6	Mississippi State.....	2003
6	at Baylor.....	1965
6	at TCU.....	1964
6	Tulsa.....	1963
9. 5	Florida International.....	2007
5	Louisiana Monroe.....	2006
5	Wichita State.....	1970
5	Texas Tech.....	1969
5	Texas.....	1955
5	at Rice.....	1949

### INTERCEPTION RETURN YARDS

GAME		
1. 136	Ole Miss (3 returns).....	2014
2. 129	at Mississippi State (2 returns).....	2006
3. 114	Tulsa (6 returns).....	1963
4. 109	at Texas (2 returns).....	1956
5. 105	at Auburn (2 returns).....	2001
6. 100	North Texas (2 returns).....	2007
7. 94	SMU (9 returns).....	1970
8. 90	at Texas Tech (7 returns).....	1968



**BROOKS ELLIS** was one of four Razorbacks to return an interception for a touchdown in 2016, good for the program's most INTs for TDs dating back to at least 1985.





## TEAM DEFENSE RECORDS

### FEWEST TOTAL PLAYS

GAME		
1. 24	Northwestern (La.) State .....	1947
2. 39	at Rice .....	1981
39	at Rice .....	1961
4. 40	Kentucky .....	2012
40	Baylor .....	1964
40	Abilene Christian .....	1948
7. 41	Tulsa .....	1961
8. 42	Missouri State .....	2000
42	at TCU .....	1964
42	Texas Tech .....	1959

### SEASON

1. 549	428 rush, 121 pass .....	1961
2. 553	432 rush, 121 pass .....	1960
3. 566	400 rush, 166 pass .....	1964
4. 581	382 rush, 199 pass .....	1962
5. 592	431 rush, 161 pass .....	1948
6. 610	446 rush, 164 pass .....	1959
7. 616	421 rush, 195 pass .....	1963
8. 645	496 rush, 149 pass .....	1955
9. 646	355 rush, 291 pass .....	1965
10. 647	461 rush, 186 pass .....	1951

### FEWEST TOTAL YARDS

GAME		
1. -17	Pittsburg (Kan.) State (-20 rushing, 3 passing) .....	1936
2. -2	Northwestern (La.) State (-2 rushing, 0 passing) .....	1947
3. 40	Abilene Christian (26 rushing, 14 passing) .....	1948
4. 59	Texas (2 rushing, 57 passing) .....	2014
5. 64	Northwestern (La.) State (32 rushing, 32 passing) .....	1946
6. 65	TCU (28 rushing, 37 passing) .....	1982
7. 74	Northwestern (La.) State (52 rushing, 22 passing) .....	1961
8. 77	at Rice (71 rushing, 6 passing) .....	1961
9. 78	Oklahoma State (-19 rushing, 97 passing) .....	1969
10. 83	Tulsa (62 rushing, 21 passing) .....	1961

### SEASON

1. 1,774	1,145 rushing, 629 passing .....	1961
2. 1,805	970 rushing, 835 passing .....	1964
3. 1,971	1,330 rushing, 641 passing .....	1960
4. 2,001	907 rushing, 1,094 passing .....	1962
5. 2,136	1,297 rushing, 839 passing .....	1948
6. 2,209	1,177 rushing, 1,032 passing .....	1963
7. 2,417	1,468 rushing, 949 passing .....	1959
8. 2,418	1,226 rushing, 1,192 passing .....	1951
9. 2,456	756 rushing, 1,700 passing .....	1965
10. 2,504	997 rushing, 1,507 passing .....	1966

### FEWEST YARDS PER GAME

SEASON		
1. 177.4	1,774 in 10 games .....	1961
2. 180.5	1,805 in 10 games .....	1964
3. 197.1	1,971 in 10 games .....	1960
4. 200.1	2,001 in 10 games .....	1962
5. 213.6	2,136 in 10 games .....	1948
6. 220.9	2,209 in 10 games .....	1963
7. 241.7	2,417 in 10 games .....	1959
8. 241.8	2,418 in 10 games .....	1951
9. 244.1	2,441 in 11 games .....	1978
10. 245.6	2,456 in 10 games .....	1965

### RUSHING FIRST DOWNS ALLOWED

GAME		
1. 0	Northwestern (La.) State .....	1947
2. 1	Rice .....	2021
1	Florida .....	2016
1	Texas .....	2014
1	Wisconsin .....	2006
1	Southeast Missouri State .....	2006
1	Tulsa .....	1966
1	Texas A&M .....	1965
1	at TCU .....	1964
1	Texas A&M .....	1963
10. 2	New Mexico State .....	2017
2	Kansas State .....	2015
2	Louisiana Monroe .....	2008
2	at Ole Miss .....	2005
2	at Georgia .....	2005
2	at Mississippi State .....	2000
2	Southwest Missouri State .....	2000
2	TCU .....	1982
2	North Texas .....	1965
2	at Baylor .....	1965
2	Tulsa .....	1965

### SEASON

1. 53	.....	1965
2. 56	.....	1962
3. 60	.....	1964
60	.....	1951
5. 65	.....	1985
6. 66	.....	1988
7. 68	.....	1963
68	.....	1961
68	.....	1948

### PASSING FIRST DOWNS ALLOWED

GAME		
1. 0	Chattanooga .....	2007
0	Tulsa .....	1981
0	Houston .....	1977
0	at SMU .....	1975
0	Rice .....	1964
0	Oklahoma State .....	1961
0	Rice .....	1960
0	Oklahoma State .....	1960
0	Texas A&M .....	1956
0	Ole Miss .....	1956
0	Oklahoma State .....	1953
0	Northwestern (La.) State .....	1947
0	Rice .....	1943

### TOTAL FIRST DOWNS ALLOWED

GAME		
1. 0	Northwestern (La.) State .....	1947
2. 2	TCU .....	1982
3. 4	at Rice .....	1981
4. 5	at Texas A&M .....	1962
5	at Rice .....	1961
5	at Northwestern (La.) State .....	1961
5	Tulsa .....	1961

### SEASON

1. 104	60 rush, 38 pass, 6 penalty .....	1951
2. 106	68 rush, 32 pass, 6 penalty .....	1961
3. 114	68 rush, 41 pass, 5 penalty .....	1948
4. 117	60 rush, 43 pass, 14 penalty .....	1964
5. 121	56 rush, 56 pass, 9 penalty .....	1962
6. 122	81 rush, 32 pass, 9 penalty .....	1960
122	86 rush, 28 pass, 8 penalty .....	1950
8. 129	68 rush, 50 pass, 10 penalty .....	1963
9. 135	61 rush, 68 pass, 6 penalty .....	1982
135	N/A rush, 46 pass, N/A penalty .....	1947

### POINTS ALLOWED

GAME	
1. 0	206 times (Most recent: Tulsa, 2018)

### SEASON

1. 61	11 games .....	1933
2. 64	11 games .....	1964
3. 69	10 games .....	1924
4. 73	10 games .....	1966
5. 76	10 games .....	1934
6. 87	11 games .....	1960
87	10 games .....	1936
8. 88	10 games .....	1926
9. 89	10 games .....	1937
10. 92	11 games .....	1946

### MOST SACKS

SEASON		
1. 42	250 .....	2022
2. 40	308 .....	1998
3. 39	N/A .....	1988
4. 37	229 .....	2010
37	262 .....	2006
37	287 .....	1995
7. 33	248 .....	2005
33	249 .....	1994
33	248 .....	1989
33	N/A .....	1985

### MOST TACKLES FOR LOSS

SEASON		
1. 103	491 .....	1998
2. 95	378 .....	2010
95	470 .....	2006
4. 91	389 .....	1999
91	393 .....	1978
6. 89	262 .....	2001
7. 87	348 .....	2002
8. 86	373 .....	2007
86	405 .....	2005
10. 85	339 .....	2009
85	247 .....	2003





## OFFENSIVE STATISTICS

Bowl game statistics not counted from 1947-2001. Bowl game statistics included from 2002-present.

YEAR	G	1ST DN	RUSH ATT	RUSH YDS	RUSH TD	PASS CMP	PASS ATT	PASS YDS	CMP PCT	PASS TD	INT	TOT OFF	TOT PTS	PUNT	PUNT AVG
1947	10	102	-	1,733	-	53	111	818	.477	-	-	2,551	191	-	35.8
1948	10	112	441	1,994	25	48	102	784	.471	9	10	2,778	227	66	38.4
1949	10	117	473	2,076	19	53	133	649	.398	6	18	2,725	167	68	37.9
1950	10	145	487	1,776	18	91	226	1,170	.403	5	26	2,946	156	67	38.1
1951	10	144	527	1,842	17	86	210	1,105	.410	8	21	2,947	178	64	37.1
1952	10	148	474	1,589	16	91	226	1,228	.403	8	22	2,817	166	57	37.2
1953	10	127	366	1,149	8	91	186	1,233	.489	9	13	2,382	116	59	37.1
1954	10	120	397	1,585	20	62	118	875	.525	8	10	2,460	189	60	39.7
1955	10	117	474	1,854	14	42	89	531	.472	4	8	2,385	126	73	37.5
1956	10	137	498	2,343	22	28	78	381	.359	2	8	2,724	160	52	37.1
1957	10	146	504	2,046	22	63	112	1,058	.563	6	6	3,104	187	70	36.7
1958	10	121	454	1,814	19	46	117	562	.393	3	10	2,376	147	68	36.8
1959	10	148	512	2,106	17	45	90	532	.500	4	13	2,638	149	53	36.6
1960	10	147	506	1,670	12	53	126	968	.421	12	9	2,638	179	58	33.9
1961	10	164	535	2,189	17	49	113	726	.434	8	10	2,915	180	49	36.0
1962	10	190	570	2,412	28	81	147	1,158	.551	11	7	3,570	286	45	35.2
1963	10	140	464	1,457	19	71	170	980	.418	7	10	2,485	179	60	37.4
1964	10	151	517	1,913	23	65	127	826	.512	6	8	2,739	221	51	36.1
1965	10	191	515	2,262	34	89	176	1,341	.506	10	8	3,603	324	57	40.5
1966	10	156	469	1,677	22	80	159	1,160	.503	8	7	3,837	218	53	39.6
1967	10	168	473	1,546	16	116	202	1,589	.574	11	14	3,135	200	64	35.1
1968	10	220	518	1,982	30	138	248	1,720	.556	13	10	3,702	334	55	39.9
1969	11	237	560	2,122	33	145	272	1,927	.533	12	7	4,049	353	52	37.5
1970	11	240	571	2,116	<b>35</b>	160	284	2,448	.563	15	15	4,564	402	40	36.5
1971	11	269	582	2,571	32	170	293	2,327	.580	11	16	4,898	343	46	34.0
1972	11	216	544	2,033	20	128	273	1,665	.469	9	17	3,698	228	62	35.1
1973	11	173	586	2,206	14	82	165	1,029	.497	3	13	3,235	124	63	36.7
1974	11	186	674	2,898	31	40	96	619	.417	6	5	3,517	285	54	39.4
1975	11	216	659	3,523	33	53	116	837	.457	5	9	4,360	305	<b>37</b>	43.0
1976	11	156	585	2,364	22	38	104	666	.365	3	8	3,030	220	65	43.1
1977	11	213	604	3,011	30	98	194	1,531	.505	13	12	4,542	358	48	44.3
1978	11	241	677	3,119	34	85	157	1,148	.541	6	9	4,267	326	55	40.4
1979	11	210	586	2,428	17	122	191	1,563	.639	11	9	3,991	275	55	40.8
1980	11	192	592	2,318	20	109	201	1,377	.542	7	11	3,695	238	54	43.3
1981	11	225	597	2,553	20	132	249	1,664	.530	11	13	4,217	298	64	38.7
1982	11	236	644	2,348	22	116	249	1,837	.466	11	16	4,185	275	61	41.0
1983	11	199	518	1,506	13	141	260	1,844	.542	9	9	3,350	204	64	43.6
1984	11	210	640	2,420	20	117	211	1,686	.555	11	15	4,106	253	51	43.8
1985	11	209	685	2,922	29	61	120	1,118	.508	7	4	4,040	305	54	42.6
1986	11	221	668	2,721	30	78	130	1,226	.600	7	2	3,947	303	54	<b>46.2</b>
1987	12	240	<b>753</b>	3,196	31	72	126	940	.571	3	7	4,136	283	60	39.3
1988	11	226	631	2,714	31	90	180	1,566	.500	5	5	4,280	346	53	41.6
1989	11	261	680	3,456	34	91	164	1,470	.555	7	11	4,926	358	38	37.1
1990	11	234	553	2,112	14	124	245	1,958	.506	18	10	4,070	263	60	36.5
1991	11	176	538	2,029	6	83	201	1,016	.413	8	12	3,045	160	68	42.2
1992	11	145	415	1,131	7	148	302	1,528	.490	6	12	2,659	172	76	40.5
1993	11	200	498	2,123	14	114	233	1,354	.489	6	10	3,477	165	56	37.7
1994	11	197	513	1,866	12	132	249	1,796	.530	14	10	3,662	212	56	39.1
1995	12	224	546	1,855	20	183	300	2,206	.610	12	11	4,061	274	59	39.6
1996	11	193	486	1,695	15	127	263	1,572	.483	6	15	3,267	174	69	40.3
1997	11	168	344	622	7	177	370	2,381	.478	12	15	3,003	181	71	41.3
1998	11	223	431	1,665	18	170	321	2,668	.530	26	8	4,333	359	50	38.1
1999	11	201	363	1,491	16	204	371	2,576	.550	21	13	4,067	326	51	39.3
2000	11	198	425	1,653	18	178	352	1,916	.506	14	15	3,569	264	67	41.7
2001	11	198	494	1,950	23	133	268	1,613	.496	10	11	3,563	291	67	42.5
2002	<b>14</b>	255	643	3,065	22	148	299	1,885	.495	18	13	4,950	370	74	36.9
2003	13	273	626	3,145	34	167	304	2,462	.549	20	9	5,607	436	54	39.3
2004	11	216	467	2,061	22	162	286	2,316	.566	19	13	4,377	328	54	37.8
2005	11	208	481	2,386	19	150	280	1,581	.536	13	12	3,967	283	50	41.8
2006	<b>14</b>	250	539	3,199	26	154	302	2,093	.510	23	18	5,292	404	63	36.9
2007	13	273	625	<b>3,725</b>	33	179	313	2,125	.572	24	11	5,850	<b>485</b>	61	40.0
2008	12	232	378	1,362	13	253	443	3,115	.571	19	18	4,477	263	58	42.6
2009	13	254	395	1,713	23	247	439	3,842	.563	32	9	5,555	468	65	37.8
2010	13	291	421	1,935	22	<b>301</b>	465	<b>4,338</b>	.647	<b>36</b>	15	<b>6,273</b>	474	54	41.8
2011	13	279	412	1,786	25	299	<b>471</b>	3,909	.635	26	7	5,695	478	53	45.3
2012	12	253	367	1,424	12	272	459	3,618	.593	23	16	5,042	282	54	44.7
2013	12	222	474	2,504	14	150	301	1,783	.498	15	11	4,286	248	53	44.5
2014	13	288	557	2,834	31	199	359	2,444	.554	21	6	5,278	415	59	40.1
2015	13	305	512	2,565	31	246	374	3,486	<b>.658</b>	31	8	6,051	467	44	40.3
2016	13	288	517	2,135	21	247	406	3,434	.608	26	15	5,569	394	59	44.5
2017	12	238	462	2,016	24	192	340	2,465	.565	18	9	4,481	345	59	38.6
2018	12	219	440	1,721	11	202	370	2,307	.546	17	18	4,028	260	68	37.5
2019	12	219	376	1,766	14	202	407	2,315	.496	14	15	4,081	257	59	39.3
2020	10	207	394	1,513	11	183	284	2,402	.644	20	6	3,915	257	62	42.1
2021	13	286	588	2,961	26	205	314	2,781	.653	22	5	5,742	402	61	41.8
2022	13	<b>311</b>	605	3,077	27	231	357	3,051	.647	26	7	6,128	423	63	39.6

Bold indicates all-time best





## DEFENSIVE STATISTICS

Bowl game statistics not counted from 1947-2001. Bowl game statistics included from 2002-present.

YEAR	G	1ST DN	RUSH ATT	RUSH YDS	RUSH TD	PASS CMP	PASS ATT	PASS YDS	CMP PCT	PASS TD	INT	TOT OFF	TOT PTS	PUNT	PUNT AVG
1947	10	135	-	1,709	-	79	163	866	485	-	-	2,575	145	-	37.1
1948	10	114	431	1,297	-	72	161	839	447	-	15	2,136	136	71	35.6
1949	10	152	452	1,541	-	98	236	1,407	415	-	32	2,948	175	66	35.7
1950	10	122	491	1,886	-	61	162	1,068	<b>377</b>	-	13	2,954	163	82	37.7
1951	10	<b>104</b>	461	1,226	-	80	186	1,192	430	-	13	2,418	162	80	37.1
1952	10	196	604	2,131	-	96	209	1,599	459	-	13	3,730	282	43	34.7
1953	10	156	526	2,102	-	73	144	958	507	-	9	3,060	161	53	34.6
1954	10	156	544	2,260	-	<b>48</b>	122	<b>538</b>	393	-	17	2,798	90	43	<b>33.8</b>
1955	10	145	496	1,785	-	58	149	797	389	-	18	2,582	115	58	37.9
1956	10	171	544	2,066	-	87	185	964	470	-	14	3,030	155	47	36.6
1957	10	153	535	1,880	-	70	144	976	486	-	8	2,856	134	69	38.9
1958	10	167	487	1,836	-	103	210	1,147	490	-	12	2,983	150	49	36.3
1959	10	139	446	1,468	10	84	164	949	512	3	10	2,417	94	56	34.7
1960	10	122	432	1,330	7	54	<b>121</b>	641	446	3	12	1,971	80	52	38.8
1961	10	106	428	1,145	7	57	<b>121</b>	629	471	5	10	<b>1,774</b>	87	68	35.5
1962	10	121	382	907	9	95	199	1,094	477	5	11	2,001	88	60	37.8
1963	10	129	421	1,177	7	89	195	1,032	456	6	15	2,209	96	63	37.0
1964	10	117	400	970	5	77	166	835	464	3	15	1,805	<b>57</b>	69	37.1
1965	10	148	<b>355</b>	<b>756</b>	8	154	291	1,700	529	5	24	2,456	104	61	38.2
1966	10	150	388	997	6	138	288	1,507	479	4	23	2,504	73	63	39.3
1967	10	160	472	1,415	14	117	230	1,346	509	6	15	2,761	149	74	38.1
1968	10	204	430	1,380	10	175	312	2,093	561	16	20	3,473	187	51	38.5
1969	10	151	408	1,202	-	138	297	1,553	465	3	13	2,755	76	-	38.4
1970	11	170	503	1,353	14	131	278	1,585	471	5	<b>32</b>	2,938	144	67	37.0
1971	11	140	479	1,419	7	112	239	1,334	469	11	24	2,753	155	<b>86</b>	37.4
1972	11	176	580	2,344	23	90	197	1,270	457	5	15	3,614	227	70	37.2
1973	11	177	570	2,208	18	103	190	1,315	542	2	10	3,523	184	63	37.4
1974	11	169	554	2,024	11	75	192	1,082	391	5	9	3,106	164	61	39.3
1975	11	190	604	2,086	11	87	197	1,131	442	3	10	3,217	113	65	38.8
1976	11	186	536	1,719	12	119	224	1,562	531	11	16	3,281	204	66	41.3
1977	11	165	539	1,741	10	98	227	984	432	<b>1</b>	17	2,725	95	81	40.7
1978	11	156	468	1,250	10	116	238	1,435	487	8	11	2,685	137	82	41.9
1979	11	183	519	2,162	7	103	220	1,280	468	4	13	3,442	108	63	42.8
1980	11	192	556	2,195	22	106	219	1,407	484	7	7	3,602	221	71	36.8
1981	11	175	467	1,429	11	145	282	1,793	514	10	17	3,312	188	71	41.7
1982	11	135	420	1,064	8	126	270	1,670	467	4	14	2,734	115	83	41.9
1983	11	187	510	2,033	15	124	238	1,706	521	7	13	3,739	172	59	41.1
1984	11	156	417	1,616	8	150	294	1,883	510	6	15	3,219	138	65	39.8
1985	11	169	425	1,278	<b>2</b>	158	319	1,983	495	10	20	3,261	129	65	41.5
1986	11	179	403	1,441	10	171	321	1,790	533	6	22	3,231	142	53	43.3
1987	12	208	393	1,198	9	230	425	2,677	541	13	22	3,875	199	61	38.2
1988	11	179	394	1,010	12	203	340	2,230	597	9	21	3,240	173	66	40.2
1989	11	206	377	1,294	8	198	347	2,395	571	14	15	3,689	199	55	40.0
1990	11	254	475	1,996	17	190	286	2,430	664	23	6	4,426	360	45	40.9
1991	11	217	467	1,833	16	182	317	2,175	574	5	17	4,008	179	53	37.2
1992	11	199	495	1,905	14	160	275	1,720	582	7	17	3,625	209	66	38.9
1993	11	223	463	1,853	13	171	302	2,072	566	7	13	3,925	208	48	39.1
1994	11	185	442	1,634	14	153	282	1,929	543	10	6	3,563	213	68	38.6
1995	12	236	424	1,251	15	225	392	2,659	574	16	16	3,910	263	61	38.8
1996	11	194	379	1,131	12	186	336	2,505	554	21	11	3,636	267	64	41.7
1997	11	210	419	1,449	12	190	348	2,419	546	21	9	3,868	284	59	38.2
1998	11	191	390	1,050	6	193	368	2,320	524	14	17	3,370	182	65	42.5
1999	11	187	392	1,109	14	180	340	2,218	529	12	12	3,354	208	66	42.2
2000	11	175	412	1,530	15	143	302	1,683	474	14	10	3,213	258	75	37.5
2001	11	208	420	1,615	13	193	357	2,502	541	19	17	4,117	269	60	39.7
2002	<b>14</b>	267	504	1,590	11	267	483	3,283	553	17	19	4,873	277	69	38.8
2003	13	249	505	2,041	14	213	399	2,431	534	17	17	4,472	305	66	39.2
2004	11	209	435	1,983	15	172	287	2,386	599	18	6	4,369	270	57	40.0
2005	11	202	403	1,458	13	171	336	2,303	509	20	12	3,761	271	63	40.2
2006	<b>14</b>	243	461	1,604	10	215	433	2,591	497	20	16	4,195	256	82	38.3
2007	13	271	503	2,083	18	220	484	2,670	455	21	20	4,753	345	82	38.2
2008	12	229	461	2,049	20	185	347	2,453	533	22	11	4,502	374	51	41.8
2009	13	267	501	1,985	15	239	404	2,330	592	22	13	5,215	326	63	39.4
2010	13	236	522	2,114	21	187	340	2,409	550	13	11	4,523	304	72	42.1
2011	13	244	505	2,179	21	232	407	2,538	570	12	12	4,717	289	84	40.0
2012	12	257	440	1,489	21	262	419	3,430	625	24	6	4,919	365	62	40.9
2013	12	266	458	2,141	21	231	356	2,820	649	25	8	4,961	369	48	41.9
2014	13	225	429	1,490	11	217	392	2,714	550	33	12	4,204	250	66	42.8
2015	13	261	403	1,514	25	280	436	3,577	642	18	11	5,091	356	52	41.8
2016	13	224	452	2,986	39	218	370	2,875	589	12	10	5,546	404	61	42.5
2017	12	257	469	2,353	28	205	346	2,906	592	23	8	5,259	434	46	40.0
2018	12	259	480	2,014	25	220	347	2,944	634	22	5	4,958	417	52	43.8
2019	12	271	486	2,658	29	227	341	2,750	666	25	6	5,408	442	44	44.5
2020	10	255	416	1,921	21	254	383	2,596	663	18	13	4,517	349	42	44.0
2021	13	250	495	1,980	16	227	389	2,784	584	16	14	4,764	298	67	43.5
2022	13	295	487	2,216	26	275	449	3,831	613	24	9	6,047	389	57	42.2

**Bold** indicates all-time best





## NCAA/SEC/SWC INDIVIDUAL LEADERS

### SEC LEADERS

#### RUSHING YARDS PER GAME

2007	Darren McFadden	140.8
2006	Darren McFadden	117.6
2003	Cedric Cobbs	110.0

#### PASSING YARDS PER GAME

2012	Tyler Wilson	307.9
2011	Tyler Wilson	279.8
2010	Ryan Mallett	297.6
2009	Ryan Mallett	278.8

#### RECEIVING YARDS PER GAME

2012	Cobi Hamilton	111.2
2011	Jarius Wright	93.1

#### RECEPTIONS PER GAME

2012	Cobi Hamilton	7.5
------	---------------	-----

#### YARDS PER RECEPTION

1998	Anthony Lucas	23.35
------	---------------	-------

#### TOTAL OFFENSE PER GAME

2011	Tyler Wilson	279.6
2009	Ryan Mallett	276.5

#### YARDS FROM SCRIMMAGE PER GAME

2022	Raheim Sanders	131.8
------	----------------	-------

#### ALL-PURPOSE YARDS PER GAME

2008	Michael Smith	141.4
2007	Darren McFadden	177.7

2006	Darren McFadden	147.0
------	-----------------	-------

#### FIELD GOALS PER GAME

1998	Todd Latourette	1.70
------	-----------------	------

#### PAT KICK PERCENTAGE

2022	Cam Little	100.0
2021	Cam Little	100.0
2012	Zach Hocker	100.0
2010	Zach Hocker	100.0

#### SCORING

2006	Darren McFadden	98
------	-----------------	----

#### PUNTING AVERAGE

2011	Dylan Breeding	45.28
------	----------------	-------

#### PUNT RETURN AVERAGE

2011	Joe Adams	16.9
------	-----------	------

#### KICK RETURN AVERAGE

2018	De'Vion Warren	28.5
2007	Felix Jones	29.6
2005	Felix Jones	31.9

#### TOTAL TACKLES

2020	Grant Morgan	111
2018	De'Jon Harris	118
2014	Martrell Spaight	128

#### TACKLES FOR LOSS

1995	Steven Conley	23.0
------	---------------	------

#### SACKS

2011	Jake Bequette	10
2006	Jamaal Anderson	10
1995	Steven Conley	14

#### FORCED FUMBLES PER GAME

2011	Jake Bequette	0.5
------	---------------	-----

#### TOTAL INTERCEPTIONS

2021	Montaric Brown	5
2005	Vickiel Vaughn	4
1998	Zac Painter	5

#### PASSES BROKEN UP

2014	Jared Collins	13
2007	Michael Grant	20

## NCAA RECORDS

#### PASSING

YEAR	PLAYER	CL.	G	ATT	COMP	INT	PCT	YDS	TD
1939	Kay Eakin	Sr.	10	193	78	18	40.4	962	5

#### RECEIVING

YEAR	PLAYER	CL.	G	REC	YDS	TD
1937	Jim Benton	Sr.	10	47	754	7

#### FIELD GOALS

YEAR	PLAYER	CL.	G	FG	FGA	PCT
1988	Kendall Trainor	Sr.	11	24	27	88.9
1981	Bruce Lahay	Sr.	11	19	24	79.2
1979	Ish Ordonez	Jr.	11	18	22	81.8

#### INTERCEPTION RETURNS

YEAR	PLAYER	CL.	NO.	YDS	AVG
1949	Jim Rinehart	So.	10	106	10.6

#### PUNTING

YEAR	PLAYER	CL.	G	NO.	YDS	AVG
1986	Greg Horne	Sr.	11	49	2,313	47.2
1980	Steve Cox	Sr.	11	47	2,186	46.5
1943	Harold Cox	Fr.	8	37	1,518	41.0

#### PUNT RETURNS

YEAR	PLAYER	CL.	NO.	YDS	AVG
1964	Ken Hatfield	Sr.	31	518	16.7
1963	Ken Hatfield	Jr.	21	350	16.7
1961	Lance Alworth	Sr.	28	336	12.0
1960	Lance Alworth	Jr.	18	307	17.1

### SWC LEADERS

#### RUSHING YARDS

1976	Ben Cowins	1,162
1972	Dickey Morton	1,188
1969	Bill Burnett	900
1965	Bobby Burnett	947
1962	Billy Moore	585
1945	John Hoffman	587

#### RUSHING YARDS PER CARRY

1976	Ben Cowins	6.3
1969	Bill Burnett	4.3
1965	Bobby Burnett	4.1
1962	Billy Moore	4.5

#### PASS ATTEMPTS

1971	Joe Ferguson	271
1953	Lamar McHan	150
1939	Kay Eakin	193

#### PASS COMPLETIONS

1971	Joe Ferguson	160
1953	Lamar McHan	78
1939	Kay Eakin	78

#### PASSING YARDS

1971	Joe Ferguson	2,203
1953	Lamar McHan	1,107
1937	Dwight Sloan	1,074
1935	Jack Robbins	1,219

#### TOUCHDOWN PASSES

1971	Joe Ferguson	11
1953	Lamar McHan	8

#### COMPLETION PERCENTAGE

1988	Quinn Grovey	63.3
1986	Greg Thomas	61.5
1980	Tom Jones	56.0
1979	Kevin Scanlon	66.2
1971	Joe Ferguson	59.0
1953	Lamar McHan	52.0
1937	Dwight Sloan	47.6
1935	Jack Robbins	62.5

#### TOTAL OFFENSIVE PLAYS

1953	Lamar McHan	293
1939	Kay Eakin	312

#### TOTAL OFFENSE YARDS

1979	Kevin Scanlon	1,460
1971	Joe Ferguson	2,242
1953	Lamar McHan	1,516
1939	Kay Eakin	1,344

#### RECEPTIONS

1984	James Shibest	51
1971	Mike Reppond	56
1953	Floyd Sagely	30
1937	Jim Benton	47
1929	Wear Schoonover	33

#### ALL-PURPOSE YARDS (RUSH/REC ONLY)

1975	Jerry Eckwood	115.0*
1973	Dickey Morton	1,326
1972	Dickey Morton	1,274
1969	Bill Burnett	947
1961	Lance Alworth	836

#### SCORING

1987	James Rouse	102
1979	Ish Ordonez	80
1978	Ish Ordonez	78
1969	Bill Burnett	120
1968	Bill Burnett	96
1967	David Dickey	96
1962	Billy Moore	84
1931	Homer Ledbetter	42
1928	Bevo Beavers	84

#### TOUCHDOWNS

1969	Bill Burnett	20
1968	Bill Burnett	16
1967	David Dickey	16
1962	Billy Moore	14
1957	Gerald Nesbitt	7

#### PAT CONVERSIONS MADE

1971	Bill McClard	35
1960	Mickey Cissel	21

#### PUNTING AVERAGE

Year	Player	Avg
1986	Greg Horne	47.2
1980	Steve Cox	46.5
1979	Steve Cox	43.8
1975	Tommy Cheyne	43.0
1955	Gerald Nesbitt	46.9
1953	Lamar McHan	40.2
1943	Harold Cox	41.0
1939	Kay Eakin	38.3
1938	Kay Eakin	41.1
1937	Jack Robbins	39.4

#### PUNT RETURN YARDS

1984	Bobby Joe Edmonds	294
1966	Martine Bercher	375
1965	Jack Brasuell	285
1964	Ken Hatfield	518
1963	Ken Hatfield	350
1962	Ken Hatfield	267
1961	Lance Alworth	366
1960	Lance Alworth	307
1955	Don Horton	173
1953	Lamar McHan	233

#### KICKOFF RETURN YARDS

1982	Derek Holloway	217*
1980	Derek Holloway	407
1961	Lance Alworth	300
1960	Lance Alworth	328
1946	Clyde Scott	170
1945	Alton Baldwin	242
1944	Alton Baldwin	286

#### INTERCEPTIONS

1988	Patrick Williams	6
1971	Louis Campbell	7
1970	David Hogue	6
1966	Gary Adams	7
1956	Gerald Nesbitt	4
1955	Don Christian	4
1954	George Walker	6

\* based on per-game average





## SEC/SWC TEAM LEADERS

### TOTAL OFFENSE SWC

YEAR	GAMES	RUSH YARDS	PASS YARDS	TOTAL YARDS	AVG./GAME
1971	11	2,571	2,327	4,898	445.3
1965	10	2,262	1,341	3,603	360.3
1962	10	2,412	1,158	3,570	357.0
1937	10	NA	NA	2,823	282.3

### SEC

YEAR	GAMES	RUSH YARDS	PASS YARDS	TOTAL YARDS	AVG./GAME
2011	13	1,786	2,909	5,695	438.1

### RUSHING OFFENSE SWC

YEAR	GAMES	ATTEMPTS	RUSH YARDS	AVG./GAME
1989	11	680	3,456	314.2
1986	11	668	2,721	247.4
1985	11	685	2,922	265.6
1975	11	659	3,523	320.3
1965	10	515	2,262	226.2
1962	10	570	2,412	241.2

### SEC

YEAR	GAMES	ATTEMPTS	RUSH YARDS	AVG./GAME
2021	13	588	2,961	227.8
2007	13	625	3,725	286.5
2006	14	539	3,199	228.5
2005	11	481	2,386	216.9
2003	13	626	3,145	241.9
2002	14	643	3,065	218.9

### PASSING OFFENSE SWC

YEAR	GAMES	ATTEMPTS	COMPLETIONS	PASS YARDS	AVG./GAME
1971	11	293	170	2,327	211.5
1970	11	286	160	2,448	222.5
1937	10	NA	NA	1,850	185.0

### SEC

YEAR	GAMES	ATTEMPTS	COMPLETIONS	PASS YARDS	AVG./GAME
2011	13	471	299	3,909	300.7
2010	13	465	301	4,338	333.7
2009	13	403	225	3,624	278.8

### SCORING OFFENSE SWC

YEAR	GAMES	TOTAL POINTS	AVG./GAME
1971	11	343	31.2
1966	10	218	21.8
1965	10	324	32.4
1964	10	221	22.1
1962	10	286	28.6
1960	10	179	17.9
1957	10	187	18.7
1937	10	NA	18.6
1933	10	NA	20.6
1928	9	NA	27.9

### SEC

YEAR	GAMES	TOTAL POINTS	AVG./GAME
2011	13	478	36.8
2009	13	468	36.0

### THIRD DOWN DEFENSE SEC

YEAR	GAMES	CONV	ATT	PCT
2010	13	62	185	335

### RED ZONE OFFENSE SEC

YEAR	GAMES	RED ZONE	PCT.	TDS	RUSH TD/PASS TD	FGM-FGA
2010	13	44-49	.898	34	17/17	10-10
2009*	13	47-49	.959	35	19/16	12-14
2004	11	35-40	.875	32	20/12	3-5

### TURNOVER MARGIN SEC

YEAR	GAMES	GAINED			LOST			MARG	PER/G
		FUM	INT	TOT	FUM	INT	TOT		
2003	13	16	17	33	13	9	22	+11	0.85
2002	14	17	19	36	6	13	19	+17	1.21

### KICKOFF RETURNS SEC

YEAR	GAMES	RET	YARDS	TDS	AVG.
2005*	11	33	965	1	29.2

### TOTAL DEFENSE SWC

YEAR	GAMES	RUSH YARDS	PASS YARDS	TOTAL YARDS	AVG./GAME
1960	10	1,330	641	1,971	197.1
1962	10	907	1,094	2,001	200.1
1964	10	970	835	1,805	180.5
1966	10	997	1,507	2,504	250.4
1967	10	1,415	1,346	2,761	276.1
1970	11	1,353	1,585	2,938	267.1
1971	11	1,419	1,334	2,753	250.3
1982	11	1,064	1,670	2,734	248.5
1984	11	1,336	1,883	3,219	292.6

### SEC

YEAR	GAMES	RUSH YARDS	PASS YARDS	TOTAL YARDS	AVG./GAME
2000	11	1,530	1,683	3,213	292.1

### RUSHING DEFENSE SWC

YEAR	GAMES	ATTEMPTS	RUSH YARDS	AVG./GAME
1951	10	461	1,226	122.6
1962	10	382	907	90.7
1965	10	355	756	75.6
1966	10	388	997	99.7
1968	10	430	1,380	138.0
1971	11	479	1,419	129.0
1982	11	420	1,064	96.7
1985	11	425	1,278	116.2
1987	12	393	1,198	99.8
1988	11	394	1,010	91.8

### SEC

YEAR	GAMES	ATTEMPTS	RUSH YARDS	AVG./GAME
1995	12	424	1,251	104.3

### PASSING DEFENSE SWC

YEAR	GAMES	ATTEMPTS	COMPLETIONS	PASS YARDS	AVG./GAME
1954	10	122	48	538	53.8
1961	10	121	57	629	62.9
1977	11	227	98	984	89.5

### SEC

YEAR	GAMES	ATTEMPTS	COMPLETIONS	PASS YARDS	AVG./GAME
2000	11	302	143	1,683	153.0

### SACKS SEC

YEAR	GAMES	SACKS	YARDS
2022	13	42	250

### SCORING DEFENSE SWC

YEAR	GAMES	TOTAL POINTS	AVG./GAME
1954	10	90	9.0
1964*	10	57	5.7
1965	10	104	10.4
1966	10	73	7.3
1969	10	76	7.6
1977	11	95	8.6
1982	11	115	10.5
1984	11	138	12.5
1985	11	129	11.7
1986	11	142	12.9
1988	11	173	15.7

### PUNTING SEC

YEAR	GAMES	PUNTS	YARDS	AVG./PUNT
2012	12	54	2416	44.7

### PUNT RETURNS SEC

YEAR	GAMES	RET	YARDS	TDS	AVG.
2010	13	20	311	1	15.6

### PAT KICKING SEC

YEAR	GAMES	MADE	ATT	PCT
2012	12	33	33	100.0

\*NCAA Leader





# ATTENDANCE & OPPONENT RECORDS

## ATTENDANCE RECORDS

### ALL GAMES

Any Game	107,262 at Tennessee, Nov. 11, 2000
Regular Season Game	107,262 at Tennessee, Nov. 11, 2000
Season Total	926,552 in 13 games, 2009; 900,982 in 13 games, 2015; 889,335 in 13 games, 2022

### HOME GAMES

Any Game (Fayetteville)	76,808 vs. Alabama, 2010 (DWRRS)
Any Game (Little Rock)	55,912 vs. Alabama, 1992 (WMS)
Season Total (Fayetteville)	512,087 in 2022 (7 games)
Season Total (Little Rock)	221,686 in 1979 (4 games)
Season Total (Both)	554,621 in 2006 (8 games)
Season Average (Fayetteville)	73,895 in 2006
Season Average (Little Rock)	55,757 in 2010
Season Average (Both)	69,581 in 2016

### DONALD W. REYNOLDS RAZORBACK STADIUM TOP 10 CROWDS

RK	OPP	DATE	ATTEND.
1.	Alabama	Sept. 25, 2010	76,808
2.	Tennessee	Nov. 11, 2006	76,728
3.	USC	Sept. 2, 2006	76,564
4.	Texas	Sept. 11, 2004	75,671
5.	Alabama	Oct. 1, 2022	75,579
6.	Alabama	Oct. 8, 2016	75,459
7.	LSU	Nov. 12, 2016	75,156
8.	Cincinnati	Sept. 3, 2002	74,751
9.	Alabama	Sept. 23, 2006	74,687
10.	Alabama	Sept. 15, 2012	74,617

### WAR MEMORIAL STADIUM TOP 10 CROWDS

RK	OPP	DATE	ATTEND.
1.	Alabama	Sept. 19, 1992	55,912
2.	Texas	Oct. 20, 1979	55,838
3.	LSU	Nov. 24, 2006	55,833
4.	LSU	Nov. 27, 1998	55,831
5.	LSU	Nov. 26, 2004	55,829
6.	North Texas	Sept. 20, 2003	55,825
7.	Oklahoma State	Sept. 20, 1980	55,822
8.	South Florida	Sept. 14, 2002	55,817
9.	Oklahoma State	Sept. 22, 1979	55,812
10.	LSU	Nov. 27, 2010	55,808

### ON THE ROAD TOP 10 CROWDS

RK	OPP	DATE	ATTEND.
1.	Tennessee	Nov. 11, 2000	107,262
2.	Tennessee	Nov. 14, 1998	106,365
3.	Tennessee	Oct. 5, 2002	105,688
4.	Tennessee	Nov. 10, 2007	104,459
5.	Tennessee	Nov. 16, 1996	103,158
6.	Alabama	Oct. 14, 2017	101,821
	Alabama	Oct. 10, 2015	101,821
	Alabama	Oct. 19, 2013	101,821
	Alabama	Sept. 24, 2011	101,821
9.	LSU	Nov. 14, 2015	101,699
10.	Tennessee	Oct. 3, 2015	101,265

### YEARLY ATTENDANCE

YEAR	FAYETTEVILLE	LITTLE ROCK	TOTALS
1944	(3) 10,820	(1) 11,043	21,863
1945	(3) 26,908	(1) 13,878	40,786
1946	(4) 35,175	(1) 16,624	51,799
1947	(3) 41,976	(1) 13,934	55,910
1948	(3) 43,440	(4) 96,092	139,532
1949	(3) 45,213	(3) 65,129	110,342
1950	(3) 41,970	(3) 67,017	108,987
1951	(3) 49,563	(3) 54,334	103,897
1952	(3) 38,563	(3) 64,327	102,890
1953	(3) 41,155	(3) 62,231	103,386
1954	(3) 55,189	(2) 70,454	125,643
1955	(3) 60,597	(3) 92,882	153,479
1956	(3) 57,806	(3) 96,127	153,933
1957	(3) 68,482	(3) 92,230	160,712
1958	(3) 71,412	(3) 98,040	169,452
1959	(3) 73,327	(3) 109,997	183,324
1960	(3) 87,200	(3) 120,420	207,620
1961	(3) 82,500	(3) 114,000	196,500
1962	(3) 92,800	(3) 114,200	207,000
1963	(3) 83,230	(4) 163,700	246,930

## OPPONENT RECORDS

### INDIVIDUAL OFFENSE

Rushing Attempts	41, twice, Tyler Badie, Missouri, 2021; Travis Stephens, Tennessee, 2001
Rushing Yards	281, Tony Temple, Missouri, 2007
Rushing TDs	4, four times, last - Nick Fitzgerald, Mississippi State, 2016
Pass Attempts	67, Kolton Browning, Louisiana Monroe, 2012; Tim Couch, Kentucky, 1998
Pass Completions	47, Tim Couch, Kentucky, 1998
Passing Yards	559, Bryce Young, Alabama, 2021
Completion Percentage	.895 (17-19), Jason Campbell, Auburn, 2004
Interceptions Thrown	8, Gary Carter, SMU, 1970
TD Passes	7, David Klingler, Houston, 1990
Receptions	17, Willie Goshua, Auburn, 1995
Receiving Yards	222, Willie Goshua, Auburn, 1995
Yards Per Catch	37.8 (4-15), Edward Pope, Texas A&M, 2014
TD Receptions	3, seven times, Jameson Williams, Alabama 2021; A Hollins, EIU 2018; J. Armstead, Ole Miss, 2001; Cedrick Wilson, Tennessee, 2000; Reidel Anthony, Florida, 1996; Emanuel Tolbert, SMU, 1976; Don Ellis, Texas A&M, 1952
Total Offensive Plays	83, Kolton Browning, Louisiana Monroe, 2012
Total Offensive Yards	565 (21 rushing, 544 passing), Jalon Daniels, Kansas, 2022
Total Punts	14, Eddie Hare, Tulsa, 1978
Punting Yards	578, Eddie Hare, Tulsa, 1978
Punting Average	56.8 (5-284), Ryan Stonehouse, Colorado State, 2018
Punt Returns	8, Robert Dunn (58 yards), Auburn, 2007
Punt Return Yards	125, Marquis Maze, Alabama, 2011
Interceptions	4, Jack Boring, Texas A&M, 1952
Interception Return Yards	114, Minkah Fitzpatrick (3 interceptions), Alabama, 2016
Kickoff Returns	9, Johnny Sears (200 yards), Eastern Michigan, 2009
Kickoff Return Yards	225, Chris Gulliver (8 returns), South Carolina, 2007
Touchdowns Responsible For	7, David Klingler, Houston, 1990
Points Responsible For	42, David Klingler, Houston, 1990
Extra Points Made	9, Alex Walls, Tennessee, 2000
Field Goals Attempted	7, Abby Daigle, Oklahoma State, 1974
Field Goals Made	5, Dan Nystrom, Minnesota, 2002; Brian Hazelwood, Mississippi State, 1998; Jeff Ward, Texas, 1985
Longest Rushing Play	97, John Avery, Ole Miss, 1997
Longest Passing Play	99, Gino Torretta to Horace Copeland, Miami, 1991
Longest Punt Return	92, Tyrann Mathieu, LSU, 2011; Fred Jacob, Rice, 1942
Longest Kickoff Return	100, Jashaun Corbin, Texas A&M, 2018; Christian Kirk, Texas A&M, 2017; Marlon McClure, UTEP, 2010; Deuce McAllister, Ole Miss, 1999; Arthur Washington, SMU, 1974; Anthony Davis, Southern Cal, 1974
Longest Punt	88, Larry Isbell, Baylor, 1950
Longest Field Goal	58, Russell Erxleben, Texas, 1977

### TEAM OFFENSE

First Downs	37, Missouri, 2020
First Downs Rushing	26, Texas, 1970
First Downs Passing	25, Kansas, 2022
Rushing Attempts	90, Texas, 1970
Rushing Yards	543, Auburn, 2016
Pass Attempts	68, Louisiana Monroe, 2012
Pass Completions	47, Kentucky, 1998
Passing Yards	559, Alabama, 2021
TD Passes	7, Houston, 1990
Total Offense Plays	103, Louisiana Monroe, 2012; Kentucky, 2003 (701)
Total Offense Yards	736, Southern California, 2005
Total Punts	14, Tulsa, 1978
Punt Yards	578, Tulsa, 1978
Fewest Punts	0, Alabama, 2018; Northwestern (La.) State, 1947
Punt Returns	8, Auburn (58 yards), 2007
Punt Return Yards	125, Alabama, 2011
Kickoff Returns	11, North Texas (215 yards), 2007
Kickoff Return Yards	271, UTEP (10 returns), 2010
Total Points	103, Oklahoma, 1918
Extra Points Made	10, Southern California, 2005
Field Goals Attempted	7, Oklahoma State, 1974
Field Goals Made	5, Minnesota, 2002; Mississippi State, 1998; Texas, 1985

### TEAM DEFENSE

Fewest Arkansas First Downs	3, vs. Baylor, 1958
Fewest Arkansas First Downs Rushing	0, vs. Florida, 1997
Fewest Arkansas First Downs Passing	0, 14 times (Last time vs. SMU, 1991)
Fewest Arkansas Rushing Attempts	19, vs. LSU, 2018; vs. Rutgers, 2012; at Alabama, 2011
Fewest Arkansas Net Rushing Yards	-56, vs. Florida, 1997
Fewest Arkansas Passes Attempted	0, vs. Oklahoma State, 1976
Fewest Arkansas Passes Completed	0, Five times (Last time vs. Texas A&M, 1991)
Most Arkansas Passes Intercepted	8, vs. SMU, 1951
Most Interception Return Yards	132, vs. Tennessee (3 interceptions), 2007
Fewest Arkansas Yards Passing	-11, vs. USC, 1974
Fewest Arkansas Total Offensive Plays	26, vs. Texas, 1947
Fewest Arkansas Total Offensive Yards	42, vs. UCLA, 1988 (21 rush, 21 pass)





## MEDIA INFORMATION

### ARKANSAS COMMUNICATIONS

The Arkansas Communications Office appreciates your interest in Razorback football and strives to assist you in your coverage. A list of our staff members, our address and telephone numbers are below.

**OFFICE:** (479) 575-2751

**FAX:** (479) 575-7481

**FAYETTEVILLE PRESS BOX:** (479) 575-6622

**LITTLE ROCK PRESS BOX:** (501) 663-0514

#### MAILING ADDRESS:

Arkansas Communications  
P.O. Box 7777  
Fayetteville, AR 72701

#### OVERNIGHT/PHYSICAL ADDRESS:

University of Arkansas  
Arkansas Communications  
350 N Razorback Road  
Fayetteville, AR 72701

### FOOTBALL CONTACTS



#### KYLE PARKINSON

Associate AD/Communications

Cell: (479) 387-4753

Office: (479) 575-2751

Email: [kparkin@uark.edu](mailto:kparkin@uark.edu)

Twitter: @TheOtherKP



#### OLIVER GRIGG

Assistant Communications Director

Cell: (479) 502-6577

Office: (479) 575-2751

Email: [ogrigg@uark.edu](mailto:ogrigg@uark.edu)

Twitter: @Oliver\_Grigg



#### GRACE TAFOLLA

Assistant Communications Director

Cell: (479) 684-9591

Office: (479) 575-2751

Email: [gtafolla@uark.edu](mailto:gtafolla@uark.edu)

Twitter: @GraceTafolla

### COMMUNICATIONS STAFF



#### MIKE CAWOOD

Associate

Director



#### KYLIE MAGAR

Assistant

Director



#### SHAWN PRICE

Assistant

Director



#### EMILY POLGLAZE

Assistant

Director



#### FULLER BIRCH

Student

Assistant



#### ROBERT GREGG

Student

Assistant



#### WALT BEAZLEY

Photographer

### INTERVIEWS

Interviews with our coaches and student-athletes are encouraged, but we require all interview arrangements be made via the Arkansas Communications Office. University of Arkansas football student-athletes are generally available for interviews during a game week. All student-athlete and assistant coach interview requests must be made at least one day in advance to allow time to facilitate the notification process. Telephone interviews can be arranged, but student-athletes' telephone numbers will not be provided and student-athletes are instructed to direct all interview requests to the Arkansas Communications Office. Student housing, the training room, the weight room and locker rooms are off-limits to members of the media.

### DAILY PRACTICE

Please consult with the Arkansas Communications Office for practice information regarding times, days and accessibility. Following select practice sessions, select members of the coaching staff and/or student-athletes will be available for group interviews with the media. All media members, including video and still photographers, from accredited media outlets wishing to shoot practices are asked to consult with the Arkansas Communications Office for current guidelines prior to arrival at the practice field.

### WEEKLY PRESS CONFERENCE OPPORTUNITIES

Please consult the Arkansas Communications Office for the schedule of weekly press opportunities for Coach Pittman and student-athletes.

### SEC WEEKLY COACHES' TELECONFERENCE

In conjunction with the Southeastern Conference, head coach Sam Pittman will participate each week in the league's teleconference of football coaches. The teleconferences will be conducted each Wednesday from Aug. 31 to Nov. 23 from 10 a.m. CT to 12:10 p.m. CT. Accredited media members only may access the broadcast-quality teleconference. Callers may participate in the question-and-answer session with an individual coach or all SEC coaches. For more information and the teleconference number, contact the SEC Media Relations Office at (205) 458-3000.

10:00 a.m.	Brian Kelly, LSU
10:10 a.m.	Kirby Smart, Georgia
10:20 a.m.	Billy Napier, Florida
10:40 a.m.	Sam Pittman, Arkansas
10:50 a.m.	Josh Heupel, Tennessee
11:00 a.m.	Nick Saban, Alabama
11:10 a.m.	Shane Beamer, South Carolina
11:20 a.m.	Eli Drinkwitz, Missouri
11:30 a.m.	Jimbo Fisher, Texas A&M
11:40 a.m.	Mark Stoops, Kentucky
11:50 a.m.	Zach Arnett, Mississippi State
Noon	Lane Kiffin, Ole Miss
12:10 p.m.	Hugh Freeze, Auburn
12:20 p.m.	Clark Lea, Vanderbilt

### ARKANSAS FTP SITE

An FTP site is available for members of the media. For more information concerning the FTP site, contact Michelle Glover ([mlglover@uark.edu](mailto:mlglover@uark.edu)).

### GAME CREDENTIAL REQUEST

All requests for media and/or photo credentials must be online at [SportsSystems.com/Arkansas](https://SportsSystems.com/Arkansas). Requests should be made at least 10 days in advance.

Credentials must be requested and will be granted on a game-by-game basis only. No multi-game or full season credentials will be issued.

Please see media credentialing guidelines online at [SportsSystems.com/Arkansas](https://SportsSystems.com/Arkansas). Space limitations prevent accommodation of weekly media representatives.

Only fully accredited personnel directly involved in the coverage of the game will be admitted. Credentials are non-transferable. The Arkansas Communications Office reserves the right to revoke any credential: (1) used by an individual other than the one for whom it was granted; (2) any individual who refuses to comply with press box and/or photographic area guidelines; (3) any individual who is not an accredited member of the media; (4) any individual under the age of 16.

Credentials will not be mailed. They may be picked up beginning three hours prior to kickoff at the media will call station at the base of the elevator at both Donald W. Reynolds Razorback Stadium in Fayetteville and War Memorial Stadium in Little Rock. Photo identification is required when picking up credentials.

### GAMEDAY PARKING

Limited parking is available in Fayetteville and Little Rock for media members. Those media members needing parking should make the request at least two weeks in advance to allow time for mailing.

### LIVE STATS

Live in-game stats will be provided for the media at [RazorbackStats.com](https://RazorbackStats.com).

### WIRELESS INTERNET

The Arkansas press box does have wireless access. Information for accessing the network is available in the press box.





## RAZORBACK SPORTS PROPERTIES

The University of Arkansas Athletic Department and Learfield are in their 15th year of a powerful partnership that created Arkansas Sports Properties. As the multimedia rights-holder, Arkansas Sports Properties (ASP) is responsible for the corporate marketing and advertising for all 19 sports.

Along with corporate branding through the Razorbacks, ASP also creates new programming and publications for Razorback fans. This statewide radio network, consisting of 30-plus affiliates, covers all of Arkansas.

The official radio and television shows of Razorback football continue to grow in attendance and viewership. The radio show is held weekly at the Catfish Hole and airs live on the Razorback Sports Network. The official television show is aired statewide on Sunday nights and regionally throughout the week during football season.

### CHUCK BARRETT – PLAY-BY-PLAY

Barrett is entering his 31st season broadcasting Arkansas sports and his 17th season as the football play-by-play announcer. The 2023 season marks his 29th year on the football broadcast crew, including spending 14 years as the executive producer. Prior to taking over play-by-play responsibilities for the 2007 season, his duties included hosting the pregame show, halftime and scoreboard shows as well as the football version of the Razorback Report. He was the long time voice of Arkansas baseball, serving as the play-by-play man from 1992 to 2014. Barrett now serves as the Voice of the Razorbacks for football and men's basketball, having picked up men's basketball play-by-play duties prior to the 2010-11 season. He has been recognized by the National Sportswriters and Sportscasters Hall of Fame as the Arkansas Sportscaster of the Year three times (2007, 2008, 2009) and was inducted into the Arkansas Sportscasters and Sports Writers Hall of Fame in June of this year.



### QUINN GROVEY – ANALYST

Grovey is entering his 26th overall season on the network, including his seventh as the analyst. The former Hog quarterback previously served as co-host of the pregame and postgame shows and the network's sideline reporter. A three-year starter for the Razorbacks, Grovey led Arkansas to Southwest Conference titles in 1988 and 1989, and was named to the program's 1980s All-Century team.



### GENO BELL – CO-HOST & SIDELINE

Bell is entering his seventh season on the broadcast team as a sideline reporter, taking over the role from Grovey. Bell was a four-year letterwinner on the defensive line for the Razorbacks from 1993-95. He totaled 185 tackles (including 28 for loss,) 11 sacks, four pass breakups and three fumble recoveries. Following his collegiate career, Bell played in the NFL with the New York Jets and the Cleveland Browns. He returned to Arkansas after his playing career and is the Vice President of the Consolidation Division at the worldwide headquarters of Walmart in Bentonville.



### RICK SCHAEFFER – CO-HOST

Schaeffer is entering his 30th year with Razorback football. He was the analyst for 10 seasons and is now a co-host for the pregame, halftime and postgame shows. Schaeffer worked in the Arkansas Sports Information Department for 24 years, 21 of those serving as director. Schaeffer is the co-host of Drive Time Sports on 103.7 The Buzz.



Geno Bell, Chuck Barrett, Quinn Grovey.

### 2023 AFFILIATES

CITY	STATION	FREQ.	CITY	STATION	FREQ.
Batesville	KWOZ-FM	103.3	Joplin, Mo.	KHST-FM	101.7
Camden	KCXY-FM	95.3	Little Rock	KABZ-FM	103.7
Camden	KAMD-FM	97.1	Magnolia	KZHE-FM	100.5
Crossett	KAGH-FM	104.9	Marshall	KBCN-FM	104.3
Crossett	KAGH-AM	800	Mena	KENA-FM	104.1
DeQueen	KDON-FM	92.1	Monett, Mo.	KKBL-FM	95.9
DeWitt	KDEW-FM	97.3	Monticello	KGPO-FM	99.9
El Dorado	KMRX-FM	96.1	Morrilton	KCON-FM	99.3
Fayetteville	KQSM-FM	92.1	Mountain Home	KOMT-FM	93.5
Fayetteville	KAKS-FM	99.5	Ozark	KDYN-FM	96.7
Fayetteville	K237GR	95.3	Ozark	KDYN-AM	1540
Forrest City	KBFC-FM	93.5	Searcy	KRZS-FM	99.1
Fort Smith	KERX-FM	95.3	Texarkana	KKTK-AM	1400
Glenwood	KHGZ-FM	98.9	Tulsa, Okla.	KYAL-FM	99.9
Glenwood	KHGZ-AM	670	Tulsa, Okla.	KYAL-AM	1550
Hot Springs/Mena	KTTG-FM	96.3	Wynne	KWYN-FM	92.5
Jonesboro	KEGI-FM	100.5			





## VICE CHANCELLOR AND DIRECTOR OF ATHLETICS HUNTER YURACHEK

Guided by the program's mission of building Champions and Razorbacks for Life, vice chancellor and director of athletics Hunter Yurachek has helped lead the University of Arkansas' Department of Intercollegiate Athletics to unprecedented success on and off the field.



Since being introduced as the vice chancellor and director of athletics on Dec. 4, 2017, Yurachek has worked tirelessly to foster athletics success in all 19 sports, restore the tradition of a storied program and enhance the student-athlete experience for 465 student-athletes. Thanks to the dedicated efforts of Razorback student-athletes, coaches, administrators, Razorback Foundation members and fans, results are being realized on and off the field.

Now in his sixth full year at the University of Arkansas, Yurachek has firmly positioned the Razorbacks as one of the nation's elite intercollegiate athletics programs. Arkansas is in midst of the most successful era of its program with three-consecutive top-15 Directors' Cup finishes, after earning only one top-15 finish in the first 24 years of the competition.

Arkansas has more than made its mark in the most competitive conference in the nation, winning 31 Southeastern Conference Championships in the past five years, including 23 conference titles in the past three years alone. Both marks lead all SEC programs and the Razorbacks' 31 titles is more than five other league programs combined in that same timeframe.

People throughout the nation are taking notice of the historic run in Fayetteville. Yurachek was selected as a 2021-22 Football Bowl Subdivision Cushman & Wakefield Athletics Director of the Year by his peers. He was also a finalist for the Sports Business Journal 2022 Athletics Director of the Year.

Yurachek's leadership is also making a difference within Arkansas, the SEC and throughout intercollegiate athletics. In 2020, Arkansas Governor Asa Hutchinson named Yurachek to the Governor's Economic Recovery Task Force, to help guide state reopening in the wake of COVID-19. Yurachek was honored as the Arkansas Press Association Headliner of the Year in 2021 and was named the inaugural Celebrate Arkansas Influencer of the Year in 2022.

He is a member of the NCAA Football Oversight Committee, a role he has held since 2021, after previously serving on the Football Competition Committee. Yurachek is the only conference athletics director currently serving on the SEC Executive Committee, which approves the annual operating budget and oversees all financial and fiscal affairs of the conference.

In 2022-23, the Razorbacks recorded a third-consecutive top-15 finish with a No. 13 finish. Arkansas finished first among programs with 19 or fewer sports. The Razorbacks captured two NCAA Championships (MITK, WITK), earned 13 top-25 finishes and six top-10 national finishes. Seventeen of 19 programs were ranked in the top 25, with eight breaking into the top 10. The Hogs won a bowl game for the second-straight year, advanced to the NCAA Men's Basketball Tournament's Sweet Sixteen for the third-consecutive year and won the program's first match in the NCAA Volleyball Tournament in 18 years. Arkansas won five SEC Championships (BA, MITK, WITK, MOTK, WOTK).

Academically, Razorback student-athletes combined for a 3.20 cumulative GPA and 166 student-athletes earned academic personal bests. A total of 72 Razorback student-

athletes graduated and another 12 earned graduate certificates.

In the 2021-22 academic year, Arkansas recorded the most successful year in the program's history, finishing seventh in the Learfield Directors' Cup. The Razorbacks finished first among programs with 19 or fewer sports, second among SEC schools and earned only its second top-10 Directors' Cup finish. Arkansas earned a total of nine top-10 NCAA finishes and 12 top-20 NCAA finishes. The Razorbacks won eight Southeastern Conference championships (men's and women's cross country, soccer, men's and women's indoor track and field, men's outdoor track and field, softball regular season, softball tournament) and won a New Year's Day bowl game in football for the first time since 2000. In addition, the Razorbacks advanced to the College World Series, the Elite Eight in men's basketball and women's soccer, and the NCAA Golf Championships in both men's and women's golf.

In the classroom, Razorback student-athletes earned a program-record 3.27 GPA and a total of 97 Razorback student-athletes earned their degrees and added their names to Senior Walk in the 2021-22 academic year.

In 2020-21, Razorback Athletics earned a then program-best eighth place finish in the 2020-21 Learfield Directors' Cup. Arkansas' previous best finish, prior to 2020-21, was 14th in the competition that tracks the nation's most successful intercollegiate athletics programs.

The Razorbacks won another NCAA title (Women's Indoor Track & Field), earned eight Top-10 NCAA finishes and a remarkable 10 Southeastern Conference regular season and tournament championships, including SEC triple crown sweeps in both men's and women's cross country & track and field, a second-straight soccer regular season crown, the program's first softball regular season title and a baseball regular season and tournament championship. Arkansas' championship total led the league and doubled the next closest SEC program.

Meanwhile, Razorback student-athletes combined for a 3.25 GPA and 104 student-athletes graduated from the University of Arkansas. A multi-million-dollar renovation of the Randal Tyson Track Center was completed, while brand new facilities, including the \$27 million J.B. and Johnelle Hunt Family Baseball Development Center and the \$15 million Frank O'Mara Track and Field High Performance Center were constructed.

Even in an abbreviated 2019-20 competition schedule, Razorback Athletics built an impressive resume, including winning its first NCAA championship in women's cross country and its first SEC title in soccer. In addition, the Razorbacks earned SEC championships in women's cross country and men's and women's indoor track and field. Razorback student-athletes followed suit in the classroom, earning a 3.24 cumulative GPA with 107 student-athletes adding their names to Senior Walk as University of Arkansas graduates.

Razorback Athletics was also at the forefront of several key initiatives in 2019-20. In October, Nolan Richardson Court was dedicated at Bud Walton Arena. The Eddie Sutton Men's Basketball Practice gymnasium was created at the Basketball Performance Center.

In 2018-19, Arkansas finished No. 23 in the Learfield IMG College Directors' Cup, including finishing first among programs with 19 or fewer teams. Arkansas captured two NCAA team championships (women's indoor and outdoor track & field), four SEC team championships (women's cross country, women's indoor and outdoor track & field, men's golf) and four SEC team runner-up finishes (soccer, men's cross country, men's indoor track & field and women's basketball).

In addition, the Razorback Baseball team won a share of the SEC Western Division title and advanced to its second straight College World Series. A total of 14 programs were nationally ranked during 2018-19, including five in the top 10. Arkansas had four NCAA individual and 22 SEC individual champions.

Razorback student-athletes continued to achieve at a high level in the classroom, posting a cumulative GPA of 3.24. The program graduated 98% of student-athletes who exhausted their athletic eligibility.

In 2018-19, Arkansas hosted its first NCAA Men's and Women's Golf Championships at Blessings Golf Club. In addition, Arkansas was home to the 2019 SEC Indoor and Outdoor Track & Field Championships as well as both an NCAA Baseball Regional and Super Regional at Baum-Walker Stadium.

Yurachek launched several initiatives to further engage Arkansas and Razorback fans around the world. In August 2018, as part of the One Razorback campaign, the inaugural One Hog Call event was held in Fayetteville, Little Rock and around the globe. Razorback fans from more than 16 countries and 40 states participated in a simultaneous Hog Call.







## VICE CHANCELLOR AND DIRECTOR OF ATHLETICS HUNTER YURACHEK

Yurachek's first full year in Fayetteville saw tremendous success. Arkansas tied a program record with a No. 16 finish in the 2017-18 Learfield Sports Directors Cup, and first in the nation among schools with 19 or fewer sports.

In 2017-18, Arkansas captured four SEC championships (men's and women's cross country, women's indoor track, women's golf), including the school's first SEC crown in women's golf. The Razorbacks earned three top-five national finishes including national championship runner-up finishes at the 2018 NCAA Women's Indoor Track and Field Championships and the 2018 College World Series. Four Arkansas student-athletes earned individual national championships.

In the 2018 spring semester, Razorback student-athletes earned a record-tying 3.25 GPA and 282 student-athletes secured a spot on the department honor roll. Nearly 125 Razorback student-athletes added their name to Senior Walk as graduates of the University of Arkansas.

Yurachek came to Arkansas from the University of Houston where he served as the vice president for athletics. Prior to Houston, Yurachek served as Director of Athletics at Coastal Carolina University, where Coastal won 29 Big South Conference championships. Yurachek was named Under Armour FCS Athletic Director of the Year in 2014. He has also worked at the University of Akron, the University of Virginia, Western Carolina University, Vanderbilt University and Wake Forest University.

In Yurachek's first two years at Houston, the Cougars' sport programs eclipsed 225 points in the Learfield Directors' Cup in back-to-back years for the first time in department history, securing top-three finishes in The American Athletic Conference both years. Houston's programs combined for a league-leading five American Conference team championships and 22 American Conference individual titles.

The success was not limited to the field of play, however, as UH student-athletes placed 96 and 109 student-athletes on the Dean's List in the fall and spring semesters, respectively. Houston student-athletes combined for the highest spring GPA (2.95), highest cumulative GPA following a spring semester (2.93) and the highest average hours passed in a spring semester (14.1) in department history.

The 2016-17 year also saw the continuation of an aggressive facilities plan as construction began on the \$60 million renovation of the Fertitta Center, the football indoor practice facility and a baseball player development center and clubhouse with more than \$85 million of projects all privately funded.

In his first year in the role, Houston recorded its highest finish in the Learfield Directors' Cup since 1999-2000 and its second-highest finish in school history with 296.5 points to finish 73rd nationally. The 2015-16 academic year saw the Houston Football program capture The American Athletic Conference Championship and a Chick-fil-A Peach Bowl win over Florida State, the Houston Men's Track & Field program win The American Indoor and Outdoor Championships and the Houston Women's Golf program claim an American Championship in only its second year with a full team. In addition, the Men's Basketball program returned to the NCAA postseason for the 29th time in program history and the Men's Golf program advanced to the NCAA Championships for the third straight year.

All of the athletic achievements occurred while UH student-athletes recorded the second-best fall GPA, 2.91, and second-best spring GPA, 2.87, in athletic department history while placing a record 88 student-athletes on the University's Dean's Honor List in the spring.



Yurachek led the Houston Athletics fundraising charge with a record amount \$5.2 million in private donations to the Athletics general scholarship fund in the 2014-15 fiscal year. Focused on improving the student-athlete experience, Yurachek also led a department that unveiled the completed Guy V. Lewis Development Center for the Houston Men's and Women's Basketball programs, Carolyn and Ron Yokubaitis Field at Carl Lewis International Track & Field Complex, one of the nation's largest collegiate baseball video boards, a renovated Houston Football locker room and a short game facility for the Houston Men's and Women's Golf programs.

Named by Chancellor Dr. Renu Khator as Chair for a campus-wide steering committee established to oversee the grand opening events for the \$128 million TDECU Stadium, Yurachek assisted in the cultivation, solicitation and securing of a 10-year, \$15 million-naming rights agreement for TDECU Stadium with the per year value ranking in the top ten nationally for collegiate venue naming rights agreements.

Yurachek was instrumental in the national search and hiring of football and men and women's basketball head coaches (Tom Herman, Kelvin Sampson, Ronald Hughey) while overseeing the development and implementation of a \$500,000 remodeling project to the men and women's basketball locker rooms.

He served as liaison with an architectural design firm on the plans for the \$25-million Guy V. Lewis Development Center as well as overseeing the development and implementation of a \$500,000 facility enhancement to the Athletics/Alumni Center, including the addition of Cougar Cafe, a student-athlete nutrition center.

Yurachek came to Houston after serving four years as Director of Athletics at Coastal Carolina University where he oversaw a department featuring 18 men's and women's NCAA Division I sport programs. A testament of his vision, Yurachek was named the 2014 Under Armour FCS Athletic Director of the Year in May of 2014.

Under Yurachek's leadership, the Chanticleers won a total of 29 Big South Championships (both regular season and tournament championships), made 30 NCAA appearances and finished a program-best 79th in the 2012-13 Learfield Director's Cup.

During Yurachek's time of leadership, Coastal hosted an NCAA Baseball Regional; NCAA Baseball Super Regional; NCAA Division I Football championship contests in 2010 and '13; and NCAA Men's Soccer Championship matches in 2011, '12 and '13, as well as winning a competitive bid to host the VisitMyrtleBeach.com Men's and Women's Big South Basketball Championships in 2013, 2014 and 2015, sponsored by the Myrtle Beach Area Chamber of Commerce.

Coastal Carolina student-athletes posted a 3.028 grade point average (GPA) for the fall 2013 semester and saw its overall

GPA rise from 3.053 to 3.108. Of the 434 student-athletes, 253 - or 58.3 percent - posted a GPA between 4.0 and 3.0, including 28 who earned President's List (4.0 GPA for the semester) and an additional 117 who earned Dean's List recognition.

In addition, during Yurachek's tenure Coastal Carolina student-athletes earned:

- 363 All-Big South honors
- 31 All-Big South Player of the Year honors along with 13 Big South Freshman of the Year honors
- 28 All-America honors
- 11 Big South Scholar-Athlete of the Year honors in their respective sports
- 5 Academic All-America honors
- 4 national postgraduate scholarships
- 3 Big South Conference Christenberry Awards for Academic Excellence

With all the success, the Coastal Carolina department operated within a balanced budget during Yurachek's tenure, thanks to his zero-budget initiative and the unprecedented revenues generated since his arrival with his restructuring of the external relations department. In his first year, the department revenue was at \$560,000, including \$316,000 in ticket sales and sponsorships at \$250,000. After the 2012-13 year, revenue came in at \$1.4 million, thanks to \$549,000 in ticket sales and \$600,000 in sponsorships.

Since 2010, the Department of Athletics added women's lacrosse; launched Champions for Life, a life skills enhancement program for student-athletes; signed a five-year \$1.1 million contract with an athletic apparel provider; established the Letterwinners Association; successfully completed NCAA Cycle 3 Recertification; and has been featured on the front page of the sports section of USA Today with the headline reading "Coastal Carolina Piles up Sports Success."

Also, during Yurachek's tenure, several major projects that supported intercollegiate athletics totaling more than \$250 million were included in the University's ongoing capital improvements across the campus.

Prior to his appointment at Coastal Carolina University, Yurachek was executive senior associate athletics director at the University of Akron. He led and managed the Zips' external relations unit, which included marketing and promotions, media relations, ticket operations, development (Z-Fund), video operations and merchandising. In addition, he was the sport administrator for men's basketball, men's golf and women's golf and worked closely with the football program.

Yurachek has also held various athletics administration leadership positions at the University of Virginia, Western Carolina University, Vanderbilt University and Wake Forest University.

He earned his bachelor's degree in business management at Guilford College in 1990, where he was a four-year letter winner in basketball. He earned his master's degree in sports administration from the University of Richmond in 1994.

Born in Richmond, Va., and raised in Charlotte, N.C., Yurachek, and his wife Jennifer have three sons: Ryan, Jake and Brooks. Ryan, a former Marshall University football student-athlete, is an analyst on the football staff at the University of South Carolina. Ryan and his wife Morgan reside in Columbia, S.C. Jake is a University of Arkansas graduate and former Razorback football student-athlete and now works within intercollegiate athletics at SMU. Brooks is a freshman at Wake Forest University, where he is a member of the Demon Deacons football team.





## DONALD W. REYNOLDS RAZORBACK STADIUM



Donald W. Reynolds Razorback Stadium (DWRRS) will serve as the home of Razorback Football for the 86th season during the 2023 campaign. Since opening in 1938, the Razorbacks have played 316 games at the current site, winning more than 64 percent of their contests.

Located on the western side of campus, DWRRS was formerly known as Razorback Stadium before being renamed in 2001 in honor of the late Donald W. Reynolds. The playing field is named in honor of former athletics director and the winningest, longest-tenured head football coach in University of Arkansas history, Frank Broyles.

Upon undergoing many modifications, DWRRS gives the University of Arkansas one of the finest football facilities in the nation. A \$160 million stadium renovation and north end addition was completed prior to the 2018 season. All existing suites and club areas were renovated, and additional elevators were constructed in the northwest and northeast corners of the stadium. As part of the same project, a south video board was added in time for the 2017 season. The north end addition is home to the new Broyles Athletics Center as well as suites, loge boxes, club seats and club areas. The addition also provided new concessions and restrooms as well as a stadium-wide concourse that allows the flow of fans throughout the stadium. A new football team locker room, press conference room, other team areas and various displays celebrating Razorback history and traditions were also part of the north end addition.

Prior to the 2001 season, the stadium underwent a dramatic advancement – a \$110 million project, which included a \$20 million gift from the Donald W. Reynolds Foundation, increased the seating capacity from 51,000 to 72,000.

The renovation included reconstructed concourses with a brick facade that completely enclosed the concrete and steel below the stands. In addition, the concourses were widened, and concession areas and restrooms were replaced.

Known as “Championship Alley,” the east concourse displays all 13 conference championships, the 1964 national title and every football letterman. The south end zone concourse, “All-American Alley,” is dedicated to the 64 Razorback All-Americans. The west concourse, “Bowl Alley,” commemorates each of the program’s 45 bowl teams.

Another noticeable addition was the enclosure of the south end zone, which features chair back seating and the addition of approximately 7,300 total seats as well as a food court with vendor space.

Along with an expanded press box, which includes Orville Henry Press Row, 68 luxury suites/skyboxes were added, bringing the total to 134.

The 3,800 square foot Wilson Matthews A Club was added on the east side next to a 6,500-seat upper deck that is complemented by enclosed premium club seating. The stadium’s capacity includes 8,950 club seats, inside and out.

One of the first expansion projects occurred in 1950 and included the construction of a new press box and 5,200 more seats on the west side. Another 5,200-seat addition to the east side was completed in 1957.

Earlier building efforts in 1965 and 1969 raised capacity to 42,678 – a figure held steady for more than a decade.

Prior to 2001, the last previous expansion occurred before the 1985 season and added additional seats and skyboxes, bringing the facility to 50,000 seats.

Astroturf was added in 1969. The playing surface then returned to natural grass in 1995 prior to its transition to synthetic turf in 2009. The surface reverted to a natural grass beginning with the 2019 season.

Making its debut on Sept. 24, 1938, as Arkansas defeated Oklahoma A&M, 27-7, the stadium was dedicated later that year on Oct. 8 when the Razorbacks hosted Baylor.

Constructed as a Works Progress Administration project with an original capacity of 13,500, the facility was first enlarged upon the arrival of John Barnhill as athletic director in 1947 when an additional 2,500 seats were added to the north end of the east and west grandstands.

Prior to 1938, the Razorbacks played in a 300-seat stadium built in 1901 on land atop “The Hill,” now occupied by Mullins Library and the Fine Arts Center.

### QUICK FACTS

**Capacity:** 76,000

**First Game:** Sept. 24, 1938 - Arkansas 27, Oklahoma A&M 7

**Dedicated:** Oct. 8, 1938 - Baylor 9, Arkansas 6

**DWRRS Record:** 203-111-2 (.646)

**Fayetteville Record:** 321-144-10 (.686)

#### ALL-TIME TOP 10 CROWDS

RANK	OPPONENT	DATE	ATTENDANCE
1.	Alabama	Sept. 25, 2010	76,808
2.	Tennessee	Nov. 11, 2006	76,728
3.	Southern California	Sept. 2, 2006	76,564
4.	Texas	Sept. 11, 2004	75,671
5.	Alabama	Oct. 1, 2022	75,579
6.	Alabama	Oct. 8, 2016	75,459
7.	LSU	Nov. 12, 2016	75,156
8.	Cincinnati	Sept. 3, 2022	74,751
9.	Alabama	Sept. 23, 2006	74,687
10.	Alabama	Sept. 15, 2012	74,617





## FRANK BROYLES

For more than five decades, Frank Broyles helped shape intercollegiate athletics as a legendary coach, nationally respected administrator and a tireless goodwill ambassador for his university and state.



In July 2014, Broyles stepped away from his day-to-day duties with the Razorback Foundation after a combined 55 years of service with the Department of Intercollegiate Athletics and Razorback Foundation. Broyles served as Athletics Director Emeritus.

In his 19-year stint as Arkansas' head coach, the Razorbacks posted a record of 144-58-5, captured seven SWC championships, one national championship and earned 10 bowl berths. Broyles was a six-time SWC Coach of the Year and became the mentor to dozens of assistant coaches preparing them for successful head coaching careers in both college and pro football. His impact on the coaching profession is best measured in the development of more than 40 head coaches. Former Broyles' assistant coaches have combined to win five Super Bowls, five national championships, more than 40 conference titles and more than 2,000 games. His legacy is celebrated annually with the presentation of the Broyles Award to the nation's top assistant football coach.

Broyles assumed the role of athletics director in July 1973 and remained in that position long after retiring from coaching in 1976. While universally recognized for his coaching prowess, it was his keen administrative and business skills that allowed Broyles to charter a steady course of success for the Razorbacks. Broyles laid the groundwork for transforming the athletic program into an all sport program that produced 41 national championships, 57 SWC and 48 SEC championships, 22 bowl appearances and a bevy of other team and individual accomplishments under his tenure.

On Nov. 3, 2007, Frank Broyles Field, the on-campus football playing field for the Arkansas Razorbacks within Donald W. Reynolds Razorback Stadium, was named for the longtime head football coach and athletics director. The field was dedicated at halftime of the Arkansas-South Carolina game in an on-field ceremony that included Broyles once again leading former Razorback football lettermen through the "A" and a surprise visit from broadcasting legend and Broyles' former ABC Sports broadcasting partner Keith Jackson. The dedication culminated a memorable weekend that also included a reunion of former football lettermen spanning Coach Broyles' 19-year career as the Razorbacks' head football coach.

On Nov. 23, 2013, a bronze statue was dedicated in Broyles honor in front of the Broyles Athletic Center. The statue, sculpted by Dr. Gary Renegar, stands seven and a half feet and weighs more than 700 pounds.

Broyles, 92, died from complications of Alzheimer's Disease, on Aug. 14, 2017.







## WAR MEMORIAL STADIUM



The Razorbacks' home venue in Central Arkansas for 73 years, War Memorial Stadium/AT&T Field will host Arkansas football games through 2025. Arkansas is slated to face Western Carolina (2023), UAPB (2024) and Arkansas State (2025) in Little Rock.

Three-year Arkansas letterman and Medal of Honor recipient Maurice (Footsie) Britt was the featured speaker during dedication ceremonies for War Memorial Stadium on Sept. 18, 1948. On that day, a crowd of 24,950 (a record football attendance in Arkansas at that time) watched the Razorbacks defeat Abilene Christian, 40-6.

During its existence, the facility has expanded from its original capacity of 31,000 to its current figure of 54,120.

A complete lighting system and AstroTurf surface were added for the 1970 season with a new artificial surface to follow in 1974. Ten years later, another new layer of artificial turf was installed before a return to natural grass was made in 1994. AstroPlay was installed for the 2002 season. War Memorial Stadium installed a new turf manufactured by Field Turf during the summer of 2010 and the field was named AT&T Field. In addition, a new \$7.5 million press box that includes 500 club seats was constructed for the 2010 football season. The War Memorial Stadium Commission, along with the University of Arkansas Athletic Department, has renovated the Razorback Letterman's Club and Recruit Room.

In 1974, the press box was honored as the best in the nation by the Football Writers Association of America, a recognition for the facility and the services provided. The press floor is now named for longtime sportswriter and an authority on Razorback history, Orville Henry.

### QUICK FACTS

**Capacity:** 54,120

**First Game and Dedication:** Sept. 18, 1948 - Arkansas 40, Abilene Christian 6

**WMS Record:** 152-62-4 (.706)

**Little Rock Record:** 169-68-5 (.709)







## AT&T STADIUM



In 2008, Arkansas and Texas A&M officials agreed to enter into an agreement with AT&T Stadium, home of the Dallas Cowboys in Arlington, Texas, to renew its long-time storied rivalry under the name "Southwest Classic."

After a 16-year absence, the 2009 season marked the return of the rivalry between the former Southwest Conference foes. This time, the Razorbacks and Aggies clashed in a non-conference showdown where Arkansas claimed a 47-19 victory. The matchup followed suit in 2010 and 2011, both resulting in Razorback victories.

Due to scheduling conflicts associated with the Aggies' move to the SEC in 2012, the schools were forced to alternate home venues for the 2012 and 2013 contests; however, the contest returned to Arlington in 2014 and kicked off the first game of an 11-year agreement. Arkansas leads the all-time series versus the Aggies, 42-34-3.

One of the most expensive sports venues ever built, AT&T Stadium was completed in 2009 and is fourth-largest in capacity in the NFL. Capacity can expand to seat upwards of 85,000 people. The \$1.15 billion project was spearheaded by Dallas Cowboys owner and former co-captain of the Arkansas 1964 national championship team, Jerry Jones.

Containing the world's largest column-free interior and the fourth largest high definition video screen, which hangs from 20-yard line to 20-yard line, the facility also serves as a multi-purpose venue for concerts and other college and high school athletic events.

### QUICK FACTS

**Capacity:** 80,000

**First Arkansas Game:** Oct. 3, 2009 - Arkansas 47, Texas A&M 19

**AT&T Stadium Record:** 5-7 (.417)







## FRED W. SMITH FOOTBALL CENTER



The 80,000 square-foot Fred W. Smith Football Center opened in 2013 and includes a spacious locker room, team meeting rooms, training room, equipment room, a student-athlete lounge and study area, coaches' offices, a recruiting reception area and football displays celebrating the tradition of Razorback Football. In the fall of 2012 as part of the football center project, two new practice fields and a parking deck were completed south of the Walker Family Training Center providing the football team with spectacular new practice venues and university faculty and students with approximately 225 covered parking spaces.

Fred W. Smith, former chairman of the Donald W. Reynolds Foundation and longtime benefactor of the University of Arkansas and Razorback Athletics, passed away at age 84 on April 29, 2018, in Santa Monica, Calif. Through his work with the Donald W. Reynolds Foundation, Mr. Smith was instrumental in the university's securing of several multi-million-dollar gifts, including the Donald W. Reynolds Razorback Stadium expansion, the Jerry and Gene Jones Family Student-Athlete Success Center and the Student-Athlete Development program, within Razorback Athletics.

In 2011, under Mr. Smith's leadership, the Donald W. Reynolds Foundation issued a \$10 million challenge grant to help generate funding for a new football operations building for the University of Arkansas. In 2013, the \$40 million Fred W. Smith Football Center was dedicated providing Razorback Football with a new home.







## JONES FAMILY STUDENT-ATHLETE SUCCESS CENTER



The Jerry and Gene Jones Family Student-Athlete Success Center helps address the academic, nutritional, personal and professional development of more than 460 student-athletes in an approximately 55,000 square foot facility, creating an integrated academic support program focused on graduation of all student-athletes at the University of Arkansas.

- 31 Tutor Rooms (11 large rooms for 6-8 people and 20 small rooms for 2-4 people).
- 5,000 square feet of open study / lounge space.
- 2,300 square feet of Computer Lab Space (2 computer labs – large and small).
- 1,500 square feet of Group Lab Space.
- 25 Offices for staff and academic counselors.
- 1,500 square feet in the Multi-Purpose Room with capacity of 90 or more.
- 150 Seat Auditorium (Designed for hosting the Razorback Leadership Academy, seminars, guest speakers, large group presentations and other Athletic Academic programming with full A/V capabilities).
- Designated area for Educational Enrichment Services.
- Designated area for Student-Athlete Development.
- Wellness area with offices for staff psychologist and nutritionist.
- Dining Hall with full-service kitchen and seating for approximately 250 people.







## HEAD COACHES

---



**CHRIS BUCKNAM**  
Men's Cross Country  
Men's Track & Field  
16th Season



**TUCKER CLARY**  
Men's Tennis  
1st Season



**COURTNEY DEIFEL**  
Softball  
9th Season



**COLBY HALE**  
Soccer  
12th Season



**NEIL HARPER**  
Swimming & Diving  
8th Season



**CHRIS JOHNSON**  
Women's Cross Country  
Women's Track & Field  
1st Season



**BRAD MCMAKIN**  
Men's Golf  
18th Season



**ERIC MUSSELMAN**  
Men's Basketball  
5th Season



**MIKE NEIGHBORS**  
Women's Basketball  
7th Season



**SAM PITTMAN**  
Football  
4th Season



**SHAUNA TAYLOR**  
Women's Golf  
17th Season



**JAY UDWARDIA**  
Men's Tennis  
2nd Season



**DAVE VAN HORN**  
Baseball  
22nd Season



**JASON WATSON**  
Volleyball  
8th Season



**JORDYN WIEBER**  
Gymnastics  
5th Season





## SENIOR ATHLETICS STAFF



**HUNTER  
YURACHEK**  
Vice Chancellor/  
Director of  
Athletics



**DERITA  
RATCLIFFE DAWKINS**  
Asst. Vice Chancellor/  
Deputy AD/Student-  
Athlete Wellness/SWA



**CLAYTON  
HAMILTON**  
Deputy AD/  
CFO



**RICK  
THORPE**  
Deputy AD/  
External  
Engagement



**DAN  
TRUMP**  
Deputy AD/  
Integrity & Student-  
Athlete Success



**KAT  
DEVENPORT**  
Chief of  
Staff



**MATT  
McCOY**  
Sr. Assoc.  
General Counsel for  
Athletics



**TAYLOR  
McGILLIS**  
Sr. Assoc. AD/  
Marketing & Business  
Development



**TERRY  
PRENTICE**  
Sr. Assoc. AD/Athletic  
Brand Development &  
Inclusive Excellence



**KEVIN  
TRAINOR**  
Sr. Assoc. AD/Public  
Relations & Former Student-  
Athlete Engagement



**MATT  
TRANHAM**  
Sr. Assoc. AD/Capital Projects,  
Facility Maintenance,  
Grounds & Equipment



**JULIE  
CAIN**  
Associate AD/  
Event Management



**PATRICK  
DALE**  
Associate AD/  
Facilities



**MICHELLE  
GLOVER**  
Associate AD/  
Broadcast  
Services



**PETE  
HEIM**  
Associate AD/  
Ticket Operations  
& Sales



**JUSTIN  
MALAND**  
Associate AD/  
Capital Projects



**TRICIA  
MATYSAK**  
Associate AD/  
Sports Medicine



**ELVIS  
MOYA**  
Associate AD/  
Community Relations  
& Fan Engagement



**LACY  
NEEDHAM**  
Associate AD/  
Business Office



**KYLE  
PARKINSON**  
Associate AD/  
Communications



**FELECIA  
SAINE**  
Associate AD/  
Academics & Student-  
Athlete Development



**TRACEY  
STEHLIK**  
Associate AD/  
Compliance



**DR. CHRIS  
BADER**  
Assistant AD/  
Mental Health &  
Performance



**PETER  
GRETEMAN**  
Assistant AD/  
Accounting, Budget,  
Financial Reporting



**CATHERINE  
HARPER**  
Assistant AD/  
Compliance



**KARLA  
HORSFALL**  
Assistant AD/Sports  
Performance Nutrition



**ROY  
JACOBSON**  
Assistant AD/Event  
Management



# 150 Forward



The University of Arkansas is a welcoming campus of students, faculty and staff who are determined to build a better world. For more than 150 years, tradition and innovation have merged here, creating life-changing opportunities for student success and a sense of belonging. As one of the nation's top public research universities, the U of A has been dedicated to Arkansas since 1871.

**Arkansas.edu**





**\$6M**

**SCHOLARSHIP FUNDING FOR ARKANSAS STUDENTS**

has grown by **\$6 MILLION** since 2019, and  
**98% OF NEW FRESHMEN FROM ARKANSAS** who  
applied for scholarships last year received an award.

**98%**

**NATIONALLY COMPETITIVE AWARDS**

**Truman  
Scholars**

**TOP 10**

Public Institutions

**Goldwater  
Scholars**

**TOP 25**

Public Institutions

**Rhodes  
Scholars**

**TOP 50**

Public Institutions

**162**

**National Science  
Foundation**

Graduate Research Fellows

**Serving Arkansas  
and Beyond**

**\$2.2 billion**  
annual impact on  
the state's  
economy

**SCHOLARSHIP  
AWARDS**



**MORE THAN  
\$98.6  
MILLION**

In FY22, **more than \$98.6 million** in  
need-based and non-need-based  
scholarships and grants were  
awarded to undergraduate students.

Twenty years ago, the  
university's **total  
enrollment** was around  
**15,000 students.**

Today, we have more than  
**15,000 students from  
Arkansas alone.**

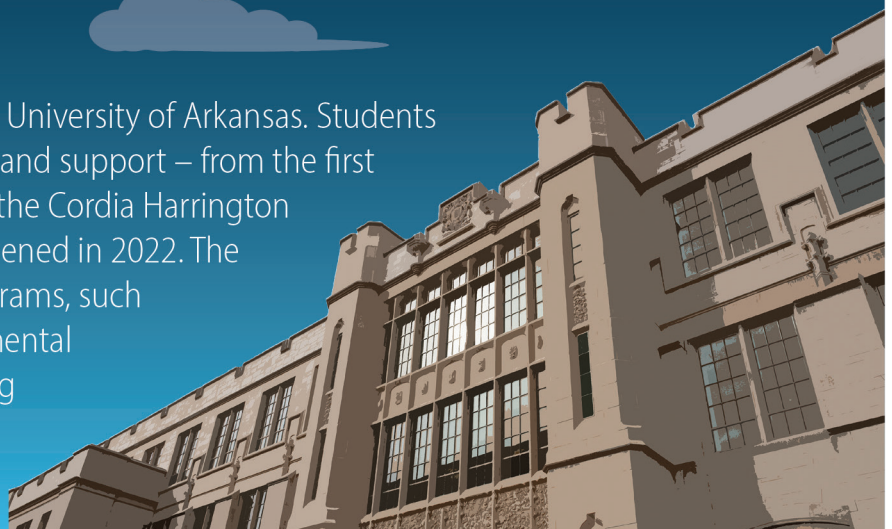
Since 2009, the number of  
Arkansans in the freshman class  
has increased

**53%.**



**Success Happens Here**

Student success is a high priority at the University of Arkansas. Students take advantage of resources, programs and support – from the first day of classes through graduation – at the Cordia Harrington Center for Excellence (CORD), which opened in 2022. The CORD houses academic initiatives programs, such as tutoring, the writing studio, supplemental instruction and peer academic coaching and is located in the heart of campus.






## I<sup>3</sup>R Research Institute

A massive building now under construction at the corner of Dickson Street and Duncan Avenue will allow researchers from widely diverse fields to work together to stimulate innovation and discovery.

### INITIAL GRAND CHALLENGE: Integrative Health

A nearly **\$2 MILLION** transfer from **NIH** to the **ADAPTIVE NEURAL SYSTEMS GROUP** at I<sup>3</sup>R is powering work to design and develop technology to offset the effects of limb amputation, orthopedic injury and disease, and neurological conditions and neurodegenerative diseases.



## Student-to-Faculty Ratio 20:1



Enrollment: **More than 30,000**

## Where Paths Start

Our greatest achievements are etched in stone at the University of Arkansas, with more than 3.5 miles of sidewalk bearing the names of all of our graduates. Stretching across campus, Senior Walk is a unique tradition that includes the names of more than 210,000 graduates, and counting.



### Notable Razorbacks

**Jerry Jones**, owner of the Dallas Cowboys  
**Veronica Campbell-Brown**, Olympic gold medalist

**Bobby Portis**, NBA Champion  
**Doug McMillon**, President and CEO of WalMart Stores, Inc.

## Retention and Graduation Rates

**85.6%**

1st Year  
Retention Rate

**69.2%**

6-Year  
Graduation Rate

AS OF OCTOBER 2022





# My Path to Senior Walk

➤ With more than 30,000 students on the U of A campus, everyone has a story to tell, and everyone has a different path to earning their name into Senior Walk.



**Amelia Southern Uribe**  
Fayetteville, Arkansas

Amelia came to the U of A as an unsure freshman but has since bloomed into an inspired leader. "I struggled to find my place for a long time. Being able to be yourself unapologetically is what made me a better person and made me find my place."



**Gary Jackson**  
Pocahontas, Arkansas

Gary visited the U of A as a junior in high school, and as he puts it, "instantly knew that this was the school for me." He says, "Besides being a Darren McFadden fan growing up, I have always loved the state of Arkansas and take pride in calling it my home."



**Kennedy Hicks**  
Little Rock, Arkansas

Kennedy chose to go to the U of A because it felt the most like home. "I love that the U of A encourages me to find my own pathway toward my goals. From the students to the faculty, I have made so many meaningful connections that could last me a lifetime of happiness. I'm still experiencing so much and enjoying every step of the way."

**If you or someone you know** has a story to share about everyday student successes at the U of A, please nominate them for a #MyPathToSeniorWalk spotlight to be shared on social media.







## CHANCELLOR CHARLES F. ROBINSON

### DR. CHARLES F. ROBINSON

Charles F. Robinson is the seventh chancellor of the University of Arkansas. He leads the university's land-grant mission to provide opportunity and transform lives through education, research and service.



Robinson was appointed chancellor on Nov. 16, 2022, after serving as interim chancellor since Aug. 16, 2021. In that time as interim, he championed a new emphasis on the university's land-grant mission and set the priorities of supporting student success, augmenting the institution's research enterprise, and becoming an employer of choice.

Specifically during that period, he added more than \$1 million in scholarships for Arkansas students and avoided increasing in-state tuition and fees by more than .8%, while providing salary increases for employees. He led the effort to establish the historic memo of understanding with the University of Arkansas Division of Agriculture to define and deepen collaboration with the Division. On the research front, development began on the to-be-constructed Multi-User Silicone Carbide Research and Fabrication Facility, the nation's first open national semiconductor fabrication facility, which will allow for low-volume prototyping of integrated circuits and devices - and training of this highly specialized technical workforce. Other notable accomplishments during this time include a successful remote and flexible work pilot, the launch of a classification and compensation project as well as a comprehensive study of infrastructure and support for the research enterprise. Additionally, he appointed a Strategic Enrollment Management Steering Committee to design future growth, size and distribution of the student body to prepare for higher education's "enrollment cliff," a period when the number of college-available students is predicted to drop precipitously in Arkansas and nationally.

Robinson has served the University of Arkansas for more than 23 years, beginning as an assistant professor of history in 1999. Teaching and mentoring students has always been a priority, even as he was promoted to positions of increasing leadership and responsibility, including serving as provost and executive vice chancellor for Academic and Student Affairs. In this role, he enhanced communication and coordination of the university's academic and student affairs endeavors in order to support a more holistic approach to student success on campus.

He has also served the university as vice provost for diversity and vice chancellor for Student Affairs, and as director of the African and African American Studies Program.

Under his leadership, the university constructed Adohi Hall, a \$79 million campus project that is the only residence hall in the United States to use cross-laminated timber, a construction process that reduces environmental impact. Robinson also oversaw a \$22 million expansion of Pat Walker Health Center and led strategic planning for the university's Student Success Center, a 71,000 square foot facility focused on increasing access to services on campus for all students. Each innovation has helped to better position the university to serve students during a time of record enrollment.

Throughout his tenure at the University of Arkansas, Robinson has consistently led institutional progress in diversity recruitment, student success, and retention and graduation efforts, while articulating new academic initiatives and development goals to better serve campus and meet the needs of students.

As vice chancellor for Student Affairs, Robinson pioneered a major restructuring of the Division of Student Affairs, better positioning the unit to focus on student success. Robinson led the main capital campaign initiative for Advance Arkansas - a \$10 million scholarship effort for first-generation, low-income Arkansans. Additionally, he fostered the creation of the first summer bridge program at the university and established a new line of residential student scholarships aimed at supporting Arkansas students living in campus housing.

As vice provost for diversity, Robinson established several programs focused on making the U of A more accessible for Arkansas students. These include the College Access Initiative, a college readiness outreach program serving underrepresented students and under-resourced schools statewide, as well as the ACT Academy, designed to help students prepare for college entrance exams and academic success. Robinson also led the creation of Razorback Bridge Outreach, a student recruitment, scholarship and retention program reaching underrepresented students.

Robinson's research and teaching focus on southern history and race relations, African American studies, sexuality in history and Civil Rights, among other topics. He has earned many awards for his teaching, including the Fulbright College Master Teacher Award, Arkansas Student Alumni Board Teacher of the Year, and an induction into the university's Teaching Academy.

Robinson holds a bachelor's degree in history from the University of Houston, a master's degree in history from Rice University and a doctorate in history from the University of Houston.

He has authored numerous books, including *Remembrances in Black: Personal Perspectives of the African American Experience at the University of Arkansas*, *Dangerous Liaisons: Sex and Love in the Segregated South* and *Forsaking All Others: A True Story of Interracial Sex and Revenge in the 1880s South*.

Known as an engaged and approachable leader on campus, Robinson is also heavily involved with multiple regional, state and national organizations including recent or current roles on the Arkansas Research Alliance Board of Directors, AETN Foundation Board, Northwest Arkansas Council Advisory Committee (presiding co-chair), ARVEST Bank Board of Directors, Center for First-generation Student Success Advisory Board and the Association of Public and Land-grant Universities Council of Presidents.






## BOARD OF TRUSTEES & FACULTY ATHLETICS REPRESENTATIVE

The University of Arkansas System Board of Trustees serves as the institution's governing body. The board is comprised of 10 trustees representing each of the state's four congressional districts, and two at-large appointees. The president is the chief executive officer of the University of Arkansas System and reports to the Board of Trustees. Each campus has a chancellor as its chief executive officer, reporting directly to the president.



**MORRILL HARRIMAN**  
Chairman



**SHEFFIELD NELSON**  
Vice Chairman



**KELLY EICHLER**  
Secretary



**TED DICKEY**  
Assistant Secretary



**TOMMY BOYER**



**STEVE COX**



**ED FRYAR, PH.D.**



**JEREMY WILSON**



**COL. NATHANIEL TODD**



**KEVIN CRASS**

### DR. PAUL ADAMS FACULTY ATHLETICS REPRESENTATIVE

Dr. Paul Adams, professor of biochemistry in the Department of Chemistry and Biochemistry and faculty member in the U of A's interdisciplinary cellular and molecular biology program, earned a B.S. in biochemistry from Louisiana State University and a Ph.D. in biophysical chemistry from Case Western Reserve University.

Adams' research and scholarly activities have garnered federal funding from the National Institutes of Health, the National Science Foundation, as well as from state agencies such as the Arkansas Biosciences Institute, the Arkansas Science and Technology Authority and the Winthrop P. Rockefeller Foundation at the University of Arkansas for Medical Sciences.

He has directed the research projects of over 70 honors, undergraduate, graduate and postdoctoral students in his laboratory at the university and has mentored many other students since arriving to the U of A.



Honors and awards Adams has recently received include: the William and Wilma Haines Distinguished Lecturer in Biochemistry, Wabash College, Crawfordsville, IN (2017); the Distinguished Faculty Award from The Honors College (2017); Top 10 Most Outstanding Faculty Member, U of A Student Government and Student Alumni Associations (2018); Faculty Researcher National Role Model, National Minority Access Inc. (2019); Lifetime Achievement Award, Northwest Arkansas Martin Luther King Jr. Council (2020).

Adams' most recent accomplishment came in the form of an election to the Executive Board of Directors of the National Organization for the Professional Advancement of Black Chemists and Chemical Engineers in the summer of 2020.

Since 2017, Adams has served as principal investigator of an NSF grant that funded the U of A's Honors College Path Program, which recruits talented high school students from underrepresented populations to help them thrive and succeed at the university.

In December 2019, Adams was selected as a member of the first cohort of the UARK Leaders Program, a program offered through the Office of the Provost, the Office of Human Resources and Walton College of Business Executive Education. This new leadership development program was launched to support the professional growth of influential and up-and coming university leaders while enhancing collaboration and innovation on campus.





## THE SOUTHEASTERN CONFERENCE

### GREG SANKEY, COMMISSIONER, SEC

Greg Sankey became the eighth Commissioner of the Southeastern Conference on June 1, 2015, and has successfully built upon the SEC's recognized success, strong foundations and rich traditions.

Sankey has effectively introduced change and innovation for the conference while respecting the institutional traditions that make the SEC unique. With an understanding of the highly competitive environment of college sports, he has fostered the collaborative culture of the SEC that sets the conference apart and supports its continuing success.

Sankey brings a big picture approach to his position through continuing focus on a vision that positions the SEC to leverage its athletics success and reputation for a greater overall cultural and economic impact on the region, the nation and the world.

Sankey has built upon the foundation set in his first major address as the conference leader in 2015 when he stated, "Educating scholars and supporting champions provides the platform for developing leaders who will influence the world." His relentless focus on providing resources for student-athlete success continues to make the Southeastern Conference a leader in college athletics.



### LEADERSHIP IN A CHALLENGING ENVIRONMENT

As the NCAA has sought to navigate a changing landscape for college athletics, it called on Sankey to co-chair its Division I Transformation Committee, a body of college sports leaders tasked with addressing the most significant challenges in college athletics, to support student-athletes more effectively, and even reimagine the future of college sports.

Sankey's recognized abilities made him an appropriate leader for this critical endeavor to modernize and transform Division I college sports, and it cast him at the forefront of myriad issues facing college athletics leaders today.

But it is not the first time Sankey has stepped forward at a crucial time for college sports. Sankey's leadership through the COVID-19 pandemic served the SEC well as the league prepared for a return to action in the fall of 2020. Sankey fostered a culture of collaboration among the leaders of the Conference in order to allow the SEC's 14 schools to move together in lockstep through difficult and unprecedented decisions.

And while the pandemic had a devastating effect on the finances of college athletics programs across the country, Sankey kept focus on the long-term financial vitality of the SEC. In 2020, Sankey and his team finalized a milestone 10-year agreement with the Walt Disney Company that grants ABC and ESPN exclusive broadcast rights to premier SEC football and basketball events beginning in 2024-25 and continuing through 2033-34.

Less than a year after the blockbuster agreement with Disney, the SEC made news again as Sankey ushered the University of Oklahoma and University of Texas through membership discussions and announced the two leading universities will join as members with the SEC's nationally prominent member institutions.

### ADVOCATING FOR STUDENT-ATHLETE OPPORTUNITY

Throughout his career, Sankey has established himself as an advocate for the student-athlete, creating a framework to provide young people in the Conference with challenging leadership opportunities and expanded resources to succeed at the highest levels of academic and competitive success. Student-athlete focused initiatives introduced under Sankey's leadership include:

- Creation of a leadership position in the SEC office for Student-Athlete Engagement, a role focused on offering student-athletes the opportunity to participate in Conference leadership.
- Introduction of Student-Athlete Leadership Councils for Football, Men's Basketball and Women's Basketball which provide student-athletes with enhanced opportunities to engage with campus leaders and Conference office staff.
- Introduction of a Student-Athlete Career Tour which provides groups of student-athletes with opportunities to engage in career exploration with high level corporations and businesses in major metropolitan areas.
- Expansion of the student-athlete role at the annual SEC Spring Meetings when student-athlete leaders participate in a robust agenda of interaction with administrators and coaches to provide their perspectives to Conference leaders.

### ADVANCING THE CONFERENCE

Sankey has been intentional and diligent in addressing issues critical to college athletics, with an emphasis on integrity, ethics, sportsmanship and diversity including:

- Development of updated Conference policies governing conduct expectations for student-athletes, including the adoption of a serious misconduct policy governing transfers that has served as a model for similar policies adopted by other conferences. The policy was later expanded to include all incoming prospective student-athletes.
- Creation of the SEC Council on Racial Equity and Social Justice, a league-wide body consisting of a diverse group of student-athletes, administrators, coaches and SEC staff. The Council identifies

resources, outlines strategies and assists with implementation of efforts that promote racial equity and social justice, fosters diversity and helps overcome racism and pursues non-discrimination in intercollegiate athletics.

- Crafting a new SEC bylaw aimed at encouraging, facilitating and assisting member institutions in attracting and hiring individuals in historically underrepresented groups in leadership positions of their athletics programs.

Another priority under Sankey's leadership is growing exposure for the Conference and effectively publicizing success stories of the SEC. Strategies pursued to achieve this objective include:

- Ongoing collaboration with the SEC Network to create unique exposure opportunities for Conference universities, teams and student-athletes, including behind-the-scenes programming, expanding live championship coverage for Olympic Sports and other unique programming.
- Engagement with a national marketing agency to develop and maintain a comprehensive branding campaign. The theme - "It Just Means More" - communicates the history, legacy and overall positive impact the SEC has on its region, the nation and the world.
- Introduction of the SEC Graduate Patch, a logo placed on the uniforms in every sport to provide recognition of SEC student-athletes who have earned their undergraduate degree and are continuing their participation in intercollegiate athletics.

### A CAREER IN COLLEGE ATHLETICS

On March 12, 2015, the Presidents and Chancellors of the SEC announced Greg Sankey would succeed Mike Slive as Commissioner of the SEC.

Sankey, 58, first joined the SEC staff in 2002 as Associate Commissioner for Governance, Enforcement and Compliance and later added supervision of the league's championships staff to his responsibilities. He was elevated to Executive Associate Commissioner and Chief Operating Officer for the league office in 2012, becoming responsible for the day-to-day operation of the SEC Office.

Before moving to the SEC, Sankey served as Commissioner of the Southland Conference for nearly seven years. He joined the Southland Conference staff in 1992 where he served as both assistant and associate commissioner before he was named its commissioner in 1996 at the age of 31.

Prior to his term at the Southland Conference, he was Director of Compliance and Academic Services at Northwestern State University in Natchitoches, LA, as well as coach of the Demons' golf team. Before his tenure at Northwestern State, he was the Director of Intramural Sports at Utica College in upstate New York.

A native of Auburn, NY, Sankey earned his master's degree from Syracuse University and his undergraduate degree from the State University of New York College at Cortland. Sankey and his wife, Cathy, reside in Birmingham, AL, and have two adult daughters, Hannah (and her husband, Rod) and Moriah.

## THE SANKEY FILE

### YEAR-BY-YEAR

1987-89	Utica College, Director of Intramural Sports
1989-91	Northwestern State University, Director of Compliance & Academic Services, 1990-92; Head Golf Coach, 1990-92
1992-2001	Southland Conference, Assistant Commissioner, 1992-94; Associate Commissioner, 1994-96; Commissioner, 1996-2002
2002-pres.	Southeastern Conference, Associate Commissioner, 2002-12; Exec. Assoc. Commissioner/COO, 2012-15; Commissioner, 2015-present

### NATIONAL CHAMPIONSHIPS WON BY SEC SCHOOLS IN GREG SANKEY ERA

<b>2015-16:</b>	Football - Alabama; Women's Swimming & Diving - Georgia; Equestrian - Auburn; Men's Outdoor Track & Field - Florida; Women's Outdoor Track & Field - Arkansas
<b>2016-17:</b>	Men's Indoor Track & Field - Texas A&M; Women's Basketball - South Carolina; Equestrian - Texas A&M; Women's Tennis - Florida; Men's Outdoor Track & Field - Florida; Baseball - Florida
<b>2017-18:</b>	Football - Alabama; Women's Indoor Track & Field - Georgia; Men's Indoor Track & Field - Florida; Equestrian - Auburn; Men's Outdoor Track & Field - Georgia
<b>2018-19:</b>	Bowling - Vanderbilt; Rifle - Kentucky; Men's Indoor Track & Field - Florida; Women's Indoor Track & Field - Arkansas; Equestrian - Auburn; Women's Outdoor Track & Field - Arkansas; Baseball - Vanderbilt
<b>2019-20:</b>	Women's Cross Country - Arkansas; Football - LSU
<b>2020-21:</b>	Football - Alabama; Volleyball - Kentucky; Women's Indoor Track & Field - Arkansas; Men's Outdoor Track & Field - LSU; Men's Tennis - Florida; Rifle - Kentucky; Women's Golf - Ole Miss; Baseball - Mississippi State
<b>2021-22:</b>	Football - Georgia; Women's Indoor Track & Field - Florida; Women's Basketball - South Carolina; Rifle - Kentucky
<b>2022-23:</b>	Football - Georgia; Men's Indoor Track & Field - Arkansas; Women's Indoor Track & Field - Arkansas; Women's Basketball - LSU; Men's Golf - Florida; Bowling - Vanderbilt; Men's Outdoor Track & Field - Florida; Baseball - LSU





## SEC FOOTBALL CHAMPIONSHIP

The Southeastern Conference's Eastern and Western Division winners will meet in Atlanta's newly constructed Mercedes-Benz Stadium to battle for the league championship and the right to represent the conference in the College Football Playoff. The 30th-annual title game is set for December 1 and will be televised nationally by CBS.

The game was born as a result of 1992 conference expansion, which saw Arkansas and South Carolina become the first members added in SEC history. Under NCAA regulations, a conference with 12 members may play an additional football game to determine its champion, provided the regular season is played in divisions.

The participants of the game are determined each year during the eight-game regular-season conference schedule as the teams with the best overall SEC winning percentage in each division.

The 2017 SEC Championship Game was the highest rated game in the nation for the entire regular season. No. 7 Georgia's 28-7 win over No. 2 Auburn drew an average overnight rating of 8.4 and 18 share, the best for CBS since 2013, when the Iron Bowl drew an 8.6/18 rating and share. Those figures are up 20 percent from last year's SEC Championship Game between Alabama and Florida (7.0/15).

The 2009 SEC Championship Game earned an 11.8 rating and a 24 share, marking the highest-rated SEC Championship Game in history. The game matched the No. 1 Florida Gators (12-0) vs. the No. 2 Alabama Crimson Tide (12-0).

The SEC Championship Game has drawn 24 capacity crowds in its 26-year history. Only 1993 (Birmingham) and 1995 (Atlanta) were not sellouts.

The SEC, along with AMB Sports & Entertainment (AMBSE) and the Georgia World Congress Center Authority (GWCCA), have an agreement to host the SEC Championship Game at Mercedes-Benz Stadium in Atlanta through 2026. The new agreement allows the SEC the option of adding up to two successive five-year extensions.

The Georgia Dome hosted the SEC Championship Game for 23 years beginning in 1994, with capacity crowds in the last 21 consecutive years. By the end of the new agreement, including options, the Championship will have been played in Atlanta a total of 43 years.

### ARKANSAS IN THE SEC CHAMPIONSHIP GAME

#### 2006: FLORIDA 38, ARKANSAS 28

Florida scored a touchdown with nine minutes left in the game and held on for the 38-28 victory over Arkansas. Down 17-7 at the half, Arkansas took a 21-17 third-quarter lead on a two-yard reception by Felix Jones and a 40-yard interception return by Antwain Robinson. Arkansas could have had a chance to build on the lead, but the Gators recovered a fumbled punt in the end zone to move back in front 24-21 with 3:47 left in the third period. Percy Harvin, who scored on a 37-yard pass from Chris Leak in the second quarter, scored on a 67-yard run early in the fourth to put Florida up 31-21. Jones scored his second touchdown on a 29-yard pass from Cedric Washington to cut the margin to three. Darren McFadden finished with 73 yards on 15 carries and Jones 57 on 13. Casey Dick was 10-of-22 passing for 148 yards with a touchdown and two interceptions. Harvin had 105 yards on six carries for Florida, which went on to win the national title at 13-1, while Leak was 16-of-30 for 189 yards with a touchdown and two interceptions.

#### 2002: GEORGIA 30, ARKANSAS 3

Georgia scored on its first five possessions for a 23-0 halftime lead and posted a 30-3 victory. Georgia claimed the SEC title just 75 miles from its Athens campus. Musa Smith rushed for 106 yards and two touchdowns. David Greene threw for 237 yards and a score, earning the game's MVP award. Terrence Edwards had seven catches for 92 yards, becoming the SEC's career leader in receiving yards. Arkansas had won six in a row to earn its second trip to the league championship game. The Razorbacks had a punt blocked by Decory Bryant on their first possession and Thomas Davis scooped up the loose ball and ran to the Arkansas 2-yard line. On Georgia's next possession, Smith, who scored after the blocked punt, finished off the drive with a 17-yard scoring run. Georgia's next three possessions ended with field goals by Billy Bennett, who connected from 29, 42 and 39 yards to provide the halftime margin. Arkansas led the SEC in rushing offense with an average of 243 yards per game but managed just 65 against Georgia. Fred Talley, a 1,000-yard rusher, was held to 51 yards on 17 carries while Matt Jones managed only 12 yards on nine carries. Jones completed 9-of-17 passes for 60 yards.

#### 1995: FLORIDA 34, ARKANSAS 3

A prime-time (ABC) television audience and a sell-out crowd (71,325) in the Georgia Dome saw Florida post a 34-3 victory. Florida out-gained Arkansas by only 97 yards, 396-299, but the Gators committed no turnovers while Arkansas lost the ball four times. Arkansas got on the scoreboard first when Todd Latourette kicked a 36-yard field goal with 7:26 left in the first quarter. The Razorbacks were dealt some bad news on that drive, however. Sophomore running back Madre Hill, who finished third in the conference in rushing, was lost for the game with a knee injury.



### 2023 SEC CHAMPIONSHIP

**DATE:** Saturday, December 1

**SITE:** Mercedes-Benz Stadium; Atlanta, Ga.

**CAPACITY:** 73,000

**TIME:** TBD; **TELEVISION:** CBS



### SEC TICKET OFFICE

2201 Richard Arrington Blvd. North

Birmingham, AL 35203

(205) 458-3000 • [www.secticketoffice.com](http://www.secticketoffice.com)

**MERCEDES-BENZ STADIUM CONTRACT:** Through 2026 game

**CBS SPORTS CONTRACT:** Through 2023 game

**HIGHEST TV RATING:** 11.8 (24 share) - 2009

**LARGEST CROWD:** 83,091 (Alabama vs. Florida, Legion Field) - 1992

**LARGEST GEORGIA DOME CROWD:** 75,892 (Alabama vs. Florida) - 2008

**LARGEST MERCEDES-BENZ STADIUM CROWD:** 77,141 (Georgia vs. Alabama) - 2018

### ALL-TIME RESULTS

Since the first SEC Championship Game in 1992, there have been record crowds, millions of television viewers and eventual national champions.

YEAR	RESULT	SITE	ATTENDANCE
1992	Alabama 28, Florida 21	Birmingham	83,091
1993	Florida 28, Alabama 13	Birmingham	76,345
1994	Florida 24, Alabama 23	Atlanta	74,751
1995	Florida 34, Arkansas 3	Atlanta	71,325
1996	Florida 45, Alabama 30	Atlanta	74,132
1997	Tennessee 30, Auburn 29	Atlanta	74,896
1998	Tennessee 24, Mississippi St. 14	Atlanta	74,795
1999	Alabama 34, Florida 7	Atlanta	74,309
2000	Florida 28, Auburn 6	Atlanta	73,427
2001	LSU 31, Tennessee 20	Atlanta	74,843
2002	Georgia 30, Arkansas 3	Atlanta	74,835
2003	LSU 34, Georgia 14	Atlanta	74,913
2004	Auburn 38, Tennessee 28	Atlanta	74,892
2005	Georgia 34, LSU 14	Atlanta	73,717
2006	Florida 38, Arkansas 28	Atlanta	73,374
2007	LSU 21, Tennessee 14	Atlanta	73,832
2008	Florida 31, Alabama 20	Atlanta	75,892
2009	Alabama 32, Florida 13	Atlanta	75,514
2010	Auburn 56, South Carolina 17	Atlanta	75,802
2011	LSU 42, Georgia 10	Atlanta	75,515
2012	Alabama 32, Georgia 28	Atlanta	75,624
2013	Auburn 59, Missouri 42	Atlanta	75,632
2014	Alabama 42, Missouri 13	Atlanta	73,526
2015	Alabama 29, Florida 15	Atlanta	75,320
2016	Alabama 54, Florida 16	Atlanta	74,632
2017	Georgia 28, Auburn 7	Atlanta	76,534
2018	Alabama 35, Georgia 28	Atlanta	77,141
2019	LSU 37, Georgia 10	Atlanta	74,150
2020	Alabama 52, Florida 46	Atlanta	16,520
2021	Alabama 41, Georgia 24	Atlanta	78,030
2022	Georgia 50, LSU 30	Atlanta	74,810





# BECOME A PART OF THE TEAM

**START YOUR FAMILY TRADITION NOW  
AND JOIN THE RAZORBACK FOUNDATION!**



THE RAZORBACK FOUNDATION AND ITS MEMBERS SUPPLY STUDENT-ATHLETES WITH A FIRST-CLASS EDUCATION AND CHAMPIONSHIP-CALIBER FACILITIES WHILE PROVIDING YEARLY FINANCIAL SUPPORT NEEDED TO OPERATE 19 RAZORBACK SPORTS PROGRAMS.

## MEMBERSHIP INCLUDES:

**PRIORITY SEATING AND PARKING  
AT RAZORBACK ATHLETIC EVENTS**

**15% DISCOUNT AT  
HOG HEAVEN STORES**

**INVITATIONS TO EXCLUSIVE  
EVENTS WITH COACHES**

**SUPPORTING MORE THAN  
465+ STUDENT-ATHLETES**

**SCAN TO JOIN!**



**MAKE A TAX-DEDUCTIBLE GIFT**



**CONTACT US!**



@RAZORBACKFOUNDATION

479-443-9000 • GOHOGS@RAZORBACKFOUNDATION.COM • TEXT RAZORBACKS TO 479-349-4313



# RECORDS ARE MADE TO BE BROKEN

## PASS ATTEMPTS

1. CLINT STOERNER, 1,023
2. BRANDON ALLEN, 1,016
3. TYLER WILSON, 948
4. BARRY LUNNEY JR., 856
5. CASEY DICK, 850
6. RYAN MALLETT, 814
7. MATT JONES, 755
8. **KJ JEFFERSON, 666**
9. BRAD TAYLOR, 644
10. JOE FERGUSON, 611

## PASS COMPLETIONS

1. TYLER WILSON, 593
2. BRANDON ALLEN, 583
3. CLINT STOERNER, 528
4. RYAN MALLETT, 491
5. BARRY LUNNEY JR., 476
6. CASEY DICK, 473
7. **KJ JEFFERSON, 436**
8. MATT JONES, 417
9. AUSTIN ALLEN, 359
10. BILL MONTGOMERY, 337

## PASSING YARDS

1. TYLER WILSON, 7,765
2. RYAN MALLETT, 7,493
3. BRANDON ALLEN, 7,463
4. CLINT STOERNER, 7,422
5. MATT JONES, 5,857
6. CASEY DICK, 5,856
7. **KJ JEFFERSON, 5,816**
8. BARRY LUNNEY JR., 5,782
9. AUSTIN ALLEN, 5,045
10. BRAD TAYLOR, 4,802

## TOUCHDOWN PASSES

1. BRANDON ALLEN, 64
2. RYAN MALLETT, 62
3. CLINT STOERNER, 57
4. MATT JONES, 53
5. TYLER WILSON, 52
6. **KJ JEFFERSON, 48**
7. CASEY DICK, 47
8. AUSTIN ALLEN, 36
9. BARRY LUNNEY JR., 33
10. QUINN GROVEY, 29
- BILL MONTGOMERY, 29

## TOTAL PLAYS

1. CLINT STOERNER, 1,200
2. BARRY LUNNEY JR., 1,192
3. BRANDON ALLEN, 1,151
4. MATT JONES, 1,137
5. TYLER WILSON, 1,058
6. **KJ JEFFERSON, 1,028**
7. QUINN GROVEY, 978
8. BRAD TAYLOR, 973
9. CASEY DICK, 959
10. RYAN MALLETT, 916

## TOTAL YARDS

1. MATT JONES, 8,392
2. TYLER WILSON, 7,721
3. BRANDON ALLEN, 7,596
4. RYAN MALLETT, 7,390
5. **KJ JEFFERSON, 7,245**

## TOUCHDOWN RESPONSIBILITY

1. MATT JONES, 77
2. BRANDON ALLEN, 68
- RYAN MALLETT, 68
4. **KJ JEFFERSON, 67**
5. CLINT STOERNER, 62

**KJ JEFFERSON**  
#1

ALL-TIME ARKANSAS SCHOOL RECORDS