



HOME OF THE RAZORBACKS

2024 ARKANSAS FOOTBALL MEDIA GUIDE

HOME OF T

TABLE OF CONTENTS

WHAT'S INSIDE

Quick Facts.....4

COACHING STAFF

Head Coach Sam Pittman.....8
Football Staff.....10
Support Staff.....30

MEET THE RAZORBACKS

2024 Roster.....36
Returning Players.....38
Newcomers.....77

2023 SEASON REVIEW

2023 Game Recaps.....96
2023 Statistics.....108

HISTORY

1964 National Champions.....118
National Award Winners.....120
All-Americans.....128
All-SEC.....130
SEC Weekly Awards.....132
All-SWC.....133
Retired Numbers.....134
Honors.....136
All-Time Letterwinners.....142
All-Time Coaching Staff.....148
All-Time Overall Records.....150
Season-by-Season Results.....152
Against All Opponents.....164
Vs. 2024 Opponents.....165
Overtime Games.....167
Bowl History.....168
Bowl Records.....169

PRO HOGS

In the NFL Draft.....172
In the NFL.....175
In the Super Bowl.....179

RECORD BOOK

Individual Rushing.....180
Individual Passing.....184
Individual Receiving.....188
Individual Total Offense.....190
Individual All-Purpose.....191
Individual Kicking.....192
Individual Punting.....194
Individual Returns.....196
Individual Defense.....198
Longest Play Touchdowns.....199
Yearly Leaders.....200
Team Rushing.....206

Team Passing.....207
Team Offense.....208
Team Punts>Returns/Scoring.....209
Team Miscellaneous.....210
Team Rushing Defense.....211
Team Passing Defense.....212
Team Defense.....213
Yearly Offensive Statistics.....214
Yearly Defensive Statistics.....215
NCAA/SEC/SWC
Individual Records.....216
SEC/SWC Team Leaders.....217
Attendance
& Opponent Records.....218

UNIVERSITY

Media Information.....220
Razorback Sports Properties... 221
Vice Chancellor and
Director of Athletics
Hunter Yurachek.....222
Facilities.....224
Head Coaches.....230
Senior Athletics Staff.....231
University of Arkansas.....232
Chancellor
Charles F. Robinson.....236
Board of Trustees &
Faculty Athletics
Representative.....237
The SEC.....238
SEC Championship Game.....239
Razorback Club.....240



CREDITS

CREDITS

The official 2024 Arkansas Football Media Guide is published by the University of Arkansas and Learfield.

Editors: Kyle Parkinson, Associate AD/Communications; Oliver Grigg, Assistant Communications Director. Editorial Staff: Rick Thorpe, Deputy AD for External Engagement; Kevin Trainor, Sr. Associate Director for Public Relations; Jimmy Sanchez, Director of Marketing, Jeri Thorpe, Director of Licensing. Design: Learfield; Drew Schlosser, Graphic Designer; AJ Enloe, Graphic Designer; Mason Rindfleisch, Graphic Designer; Taylor McGillis, Associate AD for Marketing & Brand Development. Photography: Walt Beazley, Getty Images, SEC Office, University Relations, National Football Foundation, Little Rock TD Club, Gunnar Rathbun, Beth Hall, Wesley Hitt, Christina Long, Tom Ewart, Melissa Purdy, Gary Yandell, John Bunch, Erica Erck Photography, Kevin Koski, James D. Smith, Eric Alder/New England Patriots, Buffalo

Bills, Dallas Cowboys, Detroit Lions, Los Angeles Chargers, Philadelphia Eagles, Seattle Seahawks.

RAZORBACK SPORTS PROPERTIES

General Manager: Justin DeLille; Associate General Manager: Todd Curtis; Senior Manager, Business Development: Sean Rochelle, Will Roth, Jacqueline Gibson; Senior Coordinator, Partnership Services: Derek Ryan; Coordinator, Partnership Services: Travean Caldwell, Mason Conerly; Social Content Specialist: AJ Enloe

LEARFIELD

President and CEO, LEARFIELD: Cole Gahagan

LEARFIELD PUBLISHING

Managing Editor: Jonathan Stark; Project Editors: Matt Montavon, Casey Castle, Andrew Campbell, Seth Raborn, Jen Brown, Sheila Morrigan; Project Designer: Kristy Marques; Vice President, Publishing: Kirk Phillips; Directors: Chad Laytham, Matt Coy, Jason Crisler, Clerrinda Queen; Managers: Richard Groves, Kimberly Sanders; Senior Publication Specialist: Dan Peters; Senior Graphic Designer: Sarah Jane Snowden; Graphic Designer: Kim Hoskins

QUICK FACTS

GENERAL INFORMATION

LOCATION: Fayetteville, Ark.

FOUNDED: 1871

NICKNAME: Razorbacks

ENROLLMENT: 32,140

OFFICIAL ATHLETICS WEBSITE: www.ArkansasRazorbacks.com

CHANCELLOR: Dr. Charles Robinson (Houston)

FACULTY ATHLETICS REPRESENTATIVE: Dr. Paul Adams (LSU)

CONFERENCE: Southeastern

COLORS: Cardinal (PMS 201) and White

STADIUM (CAPACITY): Donald W. Reynolds Razorback Stadium (76,000)

Location: Fayetteville, Ark.

Playing Surface: Natural Grass

Record: 207-119-2 (.633)

STADIUM (CAPACITY): War Memorial Stadium (54,120)

Location: Little Rock, Ark.

Playing Surface: Field Turf

Record: 153-62-4 (.708)

STADIUM (CAPACITY): AT&T Stadium (80,000)

Location: Arlington, Texas

Playing Surface: Matrix Field Turf

Record: 5-8 (.385)

FOOTBALL INFORMATION

2023 OVERALL RECORD: 4-8

2023 SEC RECORD/FINISH: 1-7/T6th (West)

HEAD COACH: Sam Pittman (5th year)

ASSISTANT HEAD COACH/SPECIAL TEAMS COORDINATOR: Scott Fountain

OFFENSIVE COORDINATOR/QUARTERBACKS: Bobby Petrino

DEFENSIVE COORDINATOR: Travis Williams

CO-DEFENSIVE COORDINATOR: Marcus Woodson

DEFENSIVE LINE: Deke Adams

WIDE RECEIVERS: Ronnie Fouch

OFFENSIVE LINE: Eric Mateos

RUNNING BACKS: Kolby Smith

TIGHT ENDS: Morgan Turner

SECONDARY: Deron Wilson

DIRECTOR OF STRENGTH & CONDITIONING: Ben Sowders

LETTERWINNERS RETURNING/LOST

Total: 37/34 (12 returning starters)

Offense: 17/14 (5 returning starters: Armstrong, Braun, L. Hasz, Kutas, TeSlaa)

Defense: 18/18 (6 returning starters: Ball, Braxton, Clark, Gregory, L. Jackson, J. Johnson)

FIRST YEAR OF FOOTBALL: 1894

ALL-TIME RECORD: 740-539-40 (.576 in 130 seasons)

ALL-TIME CONFERENCE RECORD: 351-349-18 (.501 in 110 seasons)

SOUTHEASTERN CONFERENCE (1992-PRESENT): 102-154-2 (.399 in 32 seasons)

SOUTHWEST CONFERENCE (1915-91): 249-195-16 (.559 in 78 seasons)

ALL-TIME BOWL RECORD: 17-24-3 (.421)

NATIONAL CHAMPIONSHIPS: 1 - 1964 (FWAA and Helms Athletic Foundation)

CONFERENCE CHAMPIONSHIPS: 13 (SWC)

1936, 1946, 1954, 1959, 1960, 1961, 1964, 1965, 1968, 1975, 1979, 1988, 1989

SEC WESTERN DIVISION CHAMPIONSHIPS: 4 - 1995, 1998, 2002, 2006

ALL-AMERICA SELECTIONS: 64 players, 87 times

ALL-CONFERENCE SELECTIONS (FIRST TEAM ONLY): 228 players, 325 times

ALL-SEC (FIRST TEAM ONLY): 56 players, 88 times

ALL-SWC (FIRST TEAM ONLY): 172 players, 237 times

ALL-TIME NFL DRAFT PICKS: 279 (24 in first round)

2024 FOOTBALL SCHEDULE

Aug. 29	UAPB.....	Little Rock, Ark.
Sept. 7	at Oklahoma State.....	Stillwater, Okla.
Sept. 14	UAB.....	Fayetteville, Ark.
Sept. 21	at Auburn*.....	Auburn, Ala.
Sept. 28	vs. Texas A&M*.....	Arlington, Texas
Oct. 5	Tennessee*.....	Fayetteville, Ark.
Oct. 19	LSU*.....	Fayetteville, Ark.
Oct. 26	at Mississippi State*.....	Starkville, Miss.
Nov. 2	Ole Miss*.....	Fayetteville, Ark.
Nov. 16	Texas*.....	Fayetteville, Ark.
Nov. 23	Louisiana Tech.....	Fayetteville, Ark.
Nov. 30	at Missouri*.....	Columbia, Mo.

*denotes SEC game

FOOTBALL COMMUNICATIONS

KYLE PARKINSON, ASSOCIATE AD FOR COMMUNICATIONS

Phone: 479-387-4753 (cell)

Email: kparkin@uark.edu

OLIVER GRIGG, ASSISTANT DIRECTOR OF COMMUNICATIONS

Phone: 479-502-6577 (cell)

Email: ogrigg@uark.edu

HUNTER CORNELIUSEN, ASSISTANT DIRECTOR OF COMMUNICATIONS

Phone: 479-575-2751 (office)

Email: hc068@uark.edu

MAILING ADDRESS: Communications Office, P.O. Box 7777, Fayetteville, AR 72702

OVERNIGHT ADDRESS: Communications Office, 350 N Razorback Road,

Fayetteville, AR 72701

PRESS BOX PHONE (RAZORBACK STADIUM): 479-575-6622

PRESS BOX PHONE (WAR MEMORIAL STADIUM): 501-663-0514

FOOTBALL STAFF

SAM PITTMAN (PITTSBURG STATE 1986).....Head Coach

SCOTT FOUNTAIN (SAMFORD 1988).....Assistant Head Coach/Special Teams Coordinator

BOBBY PETRINO (CARROLL COLLEGE 1983).....Offensive Coordinator/Quarterbacks

TRAVIS WILLIAMS (AUBURN 2005).....Defensive Coordinator/Linebackers

MARCUS WOODSON (OLE MISS 2003).....Co-Defensive Coordinator/Secondary

DEKE ADAMS (SOUTHERN MISS 1995).....Defensive Line

RONNIE FOUCH (INDIANA STATE 2012).....Wide Receivers

ERIC MATEOS (SOUTHWEST BAPTIST 2011).....Offensive Line

KOLBY SMITH (LOUISVILLE 2006).....Running Backs

MORGAN TURNER (ILLINOIS 2009).....Tight Ends

DERON WILSON (SOUTHERN MISS 2013).....Secondary

BEN SOWDERS (WESTERN KENTUCKY 2008).....Director of Strength & Conditioning

AURMON SATCHEL (TEXAS 2004).....Sr. Associate Director of Strength & Conditioning

RYAN GEARHART (MIDDLE TENNESSEE STATE 2009).....Associate Director

of Strength & Conditioning

TRE THOMAS (SHENANDOAH 2015).....Assistant Director

of Strength & Conditioning - Sports Science

TOMMY McCHESNEY (SETON HILL 2021).....Assistant Director of Strength & Conditioning

BROOKS GILLARLAIN.....Director of Football Nutrition

PATRICK DOHERTY.....Football Chief of Staff

AMANDA GILPIN.....Director of Football Operations

TREY FITCH.....Football Operations Assistant

IZZY DUNN.....Administrative Assistant/Head Coach

ANNIKA MORRIS.....Football Operations Coordinator

DANNY WHEELER.....Director of Player Development

NEIL HARRELL.....Assistant Director of Player Development

JASDEEP GREWAL.....Graduate Assistant - Player Development

MILES FISHBACK.....Sr. Quality Control - Offense

SEAN FOGARTY.....Sr. Quality Control - Offense

KELVIN GREEN.....Sr. Quality Control - Defense

JAKE TRUMP.....Sr. Quality Control - Defense

RYAN BRIGHT.....Quality Control - Defense

CHRIS NORRIS.....Special Teams Analyst

ARMANI LINTON.....Graduate Assistant - Defense

CAIN WHITE.....Graduate Assistant - Special Teams

TYRONE HOPPER.....Graduate Assistant - Defense

WILL KENNEDY.....Graduate Assistant - Offense

CHARLIE WILLIAMS.....Director of Football Management/NFL Liaison

HANNA AXENE-SORENSEN.....Director of Football Relations

SHAY TAYLOR.....Director of Recruiting

MADISYN LYONS.....On-Campus Recruiting

JOVON HUBBARD.....Director of Personnel

DAVID BOWEN.....Assistant Director of Personnel

COLIN MacDonald.....Director of Creative Media

JOSH MINDEMANN.....Sr. Graphic Designer

SULLIVAN ORTEGA.....Creative Media

DAVE POLANSKI.....Director of Athletic Training

TAMARIA HIBBLER.....Associate Athletic Trainer

KYLE WINIGER.....Senior Assistant Athletic Trainer

DESTINEE COLE.....Assistant Athletic Trainer

CHRIS COOVER.....Assistant Athletic Trainer

DALTON WITHROW.....Director of Football Equipment Operations

DANIEL BEAVERS.....Assistant Football Equipment Manager

BRETT WARD.....Graduate Assistant - Equipment

JACOB TEPP.....Director of Football Video

IAN BREWER.....Assistant Director of Football Video

HEAD COACH SAM PITTMAN




Sam Pittman enters his fifth season as the Head Coach of the Arkansas Razorbacks after restoring the pride in the program beginning in his first season in 2020. His fifth season leading the program puts him in elite company among Arkansas head coaches, with only six coaches serving in the role longer over the program's 130 seasons.

After inheriting a program that had won eight total games and just one Southeastern Conference game in the previous three seasons, Pittman's Razorbacks have won 23 games in his four seasons at the helm. Pittman has navigated the Hogs through the pandemic-shortened 2020 season that featured 10 SEC games, led the program to consecutive winning seasons and back-to-back bowl victories to bring back the state's pride in the program.

The Arkansas defense made huge improvements in 2023, improving in nearly every defensive category. The impact of first-year defensive coordinator Travis Williams along with first-year co-defensive coordinator Marcus Woodson was evident as the defense posted its best total yards against in a decade, allowing 357.2 yards for an improvement of over 100 yards per game from the previous season. The team's pass defense clamped down on opponents allowing just 202.8 yards per game to finish fourth in the league and post the best season total at Arkansas since 2011. The defense was also good at finding the end zone, leading the nation in defensive touchdowns by taking five of the team's 17 turnovers to the house. Defensive end Landon Jackson earned First-Team All-SEC honors from the league's coaches after leading the Hogs in tackles for loss (13.5) and sacks (6.5). Defensive back Hudson Clark was named a First-Team Academic All-American with his stellar academic standing that saw him named a semifinalist for the Campbell Trophy to go with 51 tackles, 4.5 tackles for loss and an interception.

Quarterback KJ Jefferson rewrote the career record book for a quarterback at Arkansas, setting new career marks for passing yards (7,911), passing touchdowns (67), completions (626), total yards (9,787), touchdown responsibility (88) and total plays (1,485). He became just the second player in school history to be named a team captain for a third season and first since Herbert Fishback captained three of the program's first four teams from 1895-97. Transfer offensive lineman Josh Braun picked up Second-Team All-SEC accolades from the Associated Press. The Hogs also earned praise from the league's coaches for special teams with kicker Cam Little picking up a first-team recognition and punter Max Fletcher a second-team nod.

Two Razorbacks heard their name called in the NFL Draft when the Jacksonville Jaguars made Cam Little the youngest kicker ever selected in the Draft when they tabbed him in the sixth round. Five picks later, Beaux Limmer was picked by the Los Angeles Rams to make it 13 of the last 14 NFL Drafts to have at least one Hog called.



The 2022 season ended in Memphis, Tenn. with a thrilling triple overtime 55-53 victory over Kansas in the AutoZone Liberty Bowl to clinch Pittman's second bowl game and give the Razorbacks seven wins. The Liberty Bowl victory was emblematic of the entire season that saw numerous key players miss time with injuries, six starters missed the bowl game for various reasons.

Arkansas opened the season ranked 19th nationally, claiming a spot in the Associated Press Top 25 preseason poll for the first time since 2015. A victory over No. 23 Cincinnati in the season opener vaulted the Hogs back into the Top 10, marking back-to-back seasons in the Top 10 for the first time since reaching it three straight seasons 2010-12.

Linebacker Bumper Pool became the school's all-time leading tackler late in the season. His 92 tackles in his final season pushed him past long time record holder Tony Bua with 441 tackles. Pool earned All-SEC honors for the third consecutive season, earning a second-team nod from the league's coaches. Overall, 13 Hogs earned various postseason accolades led by unanimous All-American Drew Sanders. Sanders was phenomenal in his lone season on The Hill leading the team 103 tackles, 13.5 tackles for loss and 9.5 sacks to earn All-America honors from the AP (first team), American Football Coaches Association (second), Football Writers Association of America (second), The Sporting News (second) and Walter Camp Football Foundation (second). He also became the first Razorback in history to be named a finalist for the Butkus Award. Ricky Stromberg became the fourth Hog to win the Jacobs Blocking Trophy, given annually to the SEC's top offensive lineman. Stromberg was an honorable mention All-American according to Pro Football Focus and also a unanimous First-Team All-SEC pick. Beaux Limmer was tabbed a Third-Team All-American by PFF and freshman linebacker Chris Paul Jr. was named a Freshman All-American by College Football News and The Athletic.

Sanders was joined by Stromberg as third-round draft picks in the NFL Draft in April. Sanders was selected by Denver with Stromberg going to Washington to extend Arkansas' streak of at least one player being selected to 28 straight drafts.

Pittman's staff once again delivered on the recruiting trail, landing a Top 20 class according to Rivals for the first time since 2019 and the best since 2009. The transfer portal also proved to be productive for the staff with 247Sports ranking the transfer class as the No. 11 class in the nation.

Pittman pushed the program back onto the national scene in 2021. The Razorbacks won nine games, including an Outback Bowl victory over Penn State, for the program's most wins in a decade. Arkansas finished the season ranked No. 21 in the Associated Press Poll and No. 20 in the USA Today Coaches' Poll, ending the season ranked for the first time since 2011.

HEAD COACH SAM PITTMAN

The Hogs started the 2021 season 4-0 and rose to No. 8 in the Associated Press poll early in the season – the team's highest ranking since 2011 – and later set a program first by being ranked in consecutive College Football Playoff rankings after the Razorbacks beat No. 17 Mississippi State. For the first time in history, the Hogs also captured all three of the program's trophy games, beating No. 7 Texas A&M in the Southwest Classic, winning at LSU to recapture the Golden Boot and topping Missouri in the season finale to earn the Battle Line Rivalry trophy. Pittman and the Razorbacks entered the postseason with eight wins – the most regular season victories at Arkansas since 2011 – before adding a fourth trophy to the case with a 24-10 win over the Nittany Lions in Tampa, Fla. at the Outback Bowl.

Grant Morgan became the first Razorback in history to win the Burlsworth Trophy – given annually to the nation's best player who started his career as a walk-on – and just the 16th Hog ever to earn Walter Camp Football Foundation All-America honors. Earlier this spring, Treyton Burks became the first Arkansas player to be selected in the first round of the NFL Draft since 2018 when Pittman protégé Frank Ragnow was taken 20th overall. Burks went 16th overall to Tennessee after being named a First-Team All-SEC wide receiver. Montaric Brown earned All-SEC first team honors this past season before being selected by the Jacksonville Jaguars. Burks and Brown were joined by John Ridgeway (Dallas Cowboys) to give Arkansas its most players selected in the NFL Draft since 2019.

Under the first-year head coach in 2020, Arkansas compiled a 3-7 record against an ultra-challenging SEC-only schedule in a season marred by the COVID-19 pandemic. In week two, the Razorbacks defeated No. 16 Mississippi State on the road, 21-14, snapping a 20-game SEC losing streak and claiming their first win against a ranked team since November 2016. Pittman oversaw immediate change on both sides of the ball with the offense averaging 51 more total yards per game and the defense forcing seven more interceptions than the 2019 team. Linebacker Grant Morgan earned Walter Camp second-team All-America honors, becoming the 16th Razorback in program history to earn the nod from the nation's oldest All-America team. Pittman guided the Razorbacks to their 43rd all-time bowl berth, becoming the fifth coach in school history to lead the team to a bowl in his first season and first since Houston Nutt in 1998 (Florida Citrus Bowl). The 2020 Texas Bowl, however, was canceled due to COVID-19 issues within TCU's program.

Before his return to Fayetteville, Pittman spent four seasons on staff at Georgia, including the 2019 season when he served as associate head coach and offensive line coach for the Bulldogs. He arrived in Athens in 2016 as the offensive line coach as part of Kirby Smart's first staff. In his four seasons with the Bulldogs, Pittman helped Georgia to unprecedented success including three-straight Southeastern Conference Eastern Division titles. Pittman's linemen

paved the way for the Bulldogs' rushing attack in 2019 led by D'Andre Swift, who finished fourth in the league with 1,216 yards just ahead of Arkansas' Rakeem Boyd (1,133). Andrew Thomas, Isaiah Wilson and Solomon Kindley led the way up front on Pittman's o-line and later heard their names called in the NFL Draft with Thomas and Wilson going in the first round.

The 2017 Bulldogs were a special team, winning 13 games, the SEC championship and making the school's first-ever College Football Playoff appearance – a win over Oklahoma in the Rose Bowl. Georgia's offense that year was the best in the SEC and ninth nationally in rushing, led by Nick Chubb and Sony Michel. During his four seasons in Athens, he was part of a staff that produced four Top 10 recruiting classes, including the nation's No. 1 class in 2018.

An original member of Bret Bielema's staff at Arkansas in 2013, Pittman helped build the Razorbacks' offensive line into one of the league's best. He quickly made an impact, helping Travis Swanson earn first-team All-America honors and Rimington Trophy finalist honors in 2013. His first two offensive lines at Arkansas led the SEC in sacks allowed per game and his offensive line in 2014 paved the way for two 1,000-yard rushers in Jonathan Williams and Alex Collins. The unit averaged 328.4 pounds per player, making it the largest offensive line in the FBS and NFL that season.

In Pittman's final year in Fayetteville, his offensive line contributed to an offense that finished second in the SEC in total offense (456.8 ypg), second in scoring (40.2 ppg) and third in passing offense (264.2 ypg). During his tenure with the Razorbacks, Pittman mentored some of the best offensive linemen at Arkansas in recent memory, including Swanson, Sebastian Tretola, Dan Skipper and Frank Ragnow.

The Oklahoma native has coached at seven different Power 5 schools during his 33 years of collegiate coaching, including Oklahoma, Missouri, Kansas, North Carolina and Tennessee. With a wealth of experience, Pittman is widely regarded as one of the nation's best offensive line coaches. He has coached 34 players that have been selected in the NFL Draft during his career, including first round picks Treyton Burks (18th in 2022), Andrew Thomas (4th in 2020), Isaiah Wilson (29th in 2020), Ragnow (20th in 2018), Isaiah Wynn (23rd overall in 2018), Ja'Wuan James (19th overall in 2014) and Jonathan Cooper (7th overall in 2013).

Overall, Pittman has coached seven offensive linemen who were selected in the first round of the NFL Draft, including Stockar McDougle (20th overall in 2000). Swanson also became the highest drafted Razorback center in school history at the time when he was picked 76th overall in 2014.

Pittman's coaching career began in 1987 as the head coach at Princeton (Mo.) H.S. He coached at

Hutchinson (Kan.) CC for three seasons, including the final two as the head coach, before getting his first FBS opportunity as Northern Illinois' offensive line coach in 1994. He later returned to NIU to help the Huskies to a pair of division championships and two bowl games and was the first assistant head coach in program history. While in DeKalb, Pittman's offensive line paved the way for Garrett Wolfe and Michael Turner, two standout running backs. Wolfe led the nation rushing for 1,928 yards in 2006, while Turner finished second in the nation as a senior at Northern Illinois in 2003 with 1,648 yards.

Pittman got his first experience in the SEC in 2012 when he joined the staff at Tennessee.

Pittman played defensive end at Pittsburg State, where he was a first-team NAIA All-American and twice earned all-conference recognition. He graduated with a bachelor's degree in education in 1986 and was inducted into the PSU Athletics Hall of Fame in 1998. As a senior at Grove High School, Pittman won the state Class 3A shot put title.

He and his wife, Jamie, reside in Fayetteville.

THE PITTMAN FILE

BIRTHDATE: Nov. 28, 1961

BIRTHPLACE: El Reno, Okla.

HIGH SCHOOL: Grove HS - Grove, Okla.

COLLEGE: Pittsburg State (Kan.), 1986 B.S. Education

FAMILY: Wife - Jamie

COACHING EXPERIENCE

1987-88 Princeton (Mo.) HS (Head Coach)
 1989-90 Trenton (Mo.) HS (Head Coach)
 1991 Hutchinson (Kan.) CC (OL)
 1992-93 Hutchinson (Kan.) CC (Head Coach)
 1994-95 Northern Illinois (OL)
 1996 Cincinnati (OT/TEs)
 1997-98 Oklahoma (OL)
 1999 Western Michigan (Assistant Coach)
 2000 Missouri (OL)
 2001 Kansas (OL)
 2003 Northern Illinois (OL)
 2004-06 Northern Illinois (Assistant Head Coach/OL)
 2007-10 North Carolina (OL)
 2011 North Carolina (Associate Head Coach/OL)
 2012 Tennessee (OL)
 2013-15 Arkansas (Assistant Head Coach/OL/
 Recruiting Coordinator)
 2016-18 Georgia (OL)
 2019 Georgia (Associate Head Coach/OL)
 2020-present Arkansas (Head Coach)

PLAYING EXPERIENCE

1980-83 Pittsburg State
 First team NAIA All-American, twice All-Conference
 ... Inducted into PSU Athletics Hall of Fame in 1998.

FOOTBALL STAFF



SCOTT FOUNTAIN

Assistant Head Coach/
Special Teams Coordinator

Scott Fountain is in his fifth season as the Razorbacks' assistant head coach and special teams coordinator having worked under Head Coach Sam Pittman since his arrival in 2020.

The Hogs' special teams placed three specialists on All-SEC teams in 2023 led by Cam Little, who was named first-team as a kickoff specialist thanks to leading the league with an 85.5% touchback rate. Punter Max Fletcher earned second-team honors and return specialist Isaiah Sategna was voted to the Freshman All-SEC squad. Fletcher was impressive in his second year, averaging 46.9 yards per punt with 23 boots of 50+ yards and 19 downed inside the 20-yard line. Fletcher's 46.9 per punt average is the second-best in a single season in Arkansas history with his 2,770 total yards checking in at eighth-most for a single season. He also recorded two of the best games by a punter in Razorback history, averaging 54.7 yards per punt vs. Texas A&M for the seventh-best average in a game by a Hog and 53.9 yards per punt at Alabama to place 10th on the single-game records. Sategna made it three straight seasons for an Arkansas punt returner to take a punt back for a score when he raced 88 yards to the end zone vs. BYU. His 88-yard is the fourth-longest punt return for a touchdown in school history. He also put his name in the record book that night with 169 total return yards – third-most in a single game by a Razorback. His 680 total return yards rank sixth in a single season in school history.

Fountain's work with Little transformed him into a sixth-round NFL Draft pick (Jacksonville) and the youngest kicker to ever be selected following a legendary career as a Hog. The Moore, Okla. native joined the program's lengthy list of elite kickers, leaving Arkansas with his name all over the record book. He is the most accurate field goal kicker in school history having made 82.8% of his kicks in his career.

THE FOUNTAIN FILE

BIRTHDATE: February 28, 1966

BIRTHPLACE: Brewton, Alabama

HIGH SCHOOL: W.S. Neal High School – Brewton, Alabama

COLLEGE: Samford, 1988 B.S. Physical Education; Florida State, 1998 M.A. Educational Leadership

FAMILY: Wife, the former Rosie Hidalgo; Sons – Brookes, Hunter, Tanner and Skyler

COACHING EXPERIENCE

1988 Flomaton (Ala.) HS (Assistant Coach)

1989 W.S. Neal (Ala.) HS (Assistant Coach)

1990-92 Frisco City (Ala.) HS (Head Coach)

1993 Monroe County (Ala.) HS (Head Coach)

1994-96 Florida State

(Offensive Graduate Assistant)

1997-03 Central Florida

(Offensive Line/Recruiting Coordinator)

2004-05 Middle Tennessee State (Offensive Line)

2006 Georgia Southern (Offensive Line)

2007-08 Iowa State

(Tight Ends/Recruiting Coordinator)

2009-12 Auburn (Player Personnel Director)

2013-16 Auburn (Tight Ends/Special Teams)

2017 Georgia (Special Teams Analyst)

2018 Mississippi State (Special Teams Coordinator)

2019 Georgia (Special Teams Coordinator)

2020-pres. Arkansas (Assistant Head Coach/
Special Teams Coordinator)

including two of the best five single seasons ever by a Razorback. Little sits inside the top 10 of every career kicking category in school history, including field goal attempts (64 – 6th), field goals made (53 – 3rd), field goal percentage (.828 – 1st), PAT attempts (129 – 5th), PATs made (129 – 3rd) and points in kick scoring (288 – 2nd). He also added his name to the list of longest field goals in program history with a 56-yard kick (7th longest) at Ole Miss followed by a 54-yarder (8th longest) at Alabama the following week. Little left Arkansas ranked second all-time with seven field goals of 50+ yards after connecting on four in 2023, including the 56-yarder against the Rebels that was the longest by a Razorback since 1988.

Arkansas' special teams were steady once again under the watchful eye of Fountain in 2022. Three specialists picked up postseason honors with kickoff specialist Jake Bates earning First-Team All-SEC accolades from the league's coaches, kicker Cam Little being named to the SEC Community Service Team and freshman long snapper Eli Stein earning Freshman All-SEC status. Bates was a weapon for the Razorbacks in his lone season, recording 64 touchbacks on his 75 kickoffs for a nation-best 85.3%. Little produced a solid sophomore season, leading the team with 89 points thanks to 13-of-16 on field goals and a perfect 50-for-50 on PATs. Little continued to add his name to the Arkansas record book by moving into the all-time top 10 in field goals made (33 – 9th), PAT attempts (96 – 8th), PATs made (96 – 8th) and kick scoring (195 – T-10th). In just two seasons, Little has two of the top 10 kick scoring seasons in program history with his 106 points in 2021 ranking third and his 89 points from 2022 placing him 10th.

In the return game, Bryce Stephens made it two years in a row for the Hogs with a punt return for a touchdown when he took a punt 82 yards to the house to ignite a comeback win over Missouri State in the third game of the season. Stephens' 105 return yards against the Bears put him eighth all-time in a single game in school history. Punter Reid Bauer moved into the career top 10 in punts with 179 in his career to rank sixth on the all-time school list with his 7,519 yards ranking him sixth all time at Arkansas. Bauer's 78-yard boot at Auburn matched the 10th-longest punt in school history.

Fountain's work on Arkansas' special teams started to take shape during the 2021 season. Freshman kicker Cam Little was an immediate difference maker for the Razorbacks, earning Freshman All-America and SEC All-Freshman honors. Little made 20 of his 24 field goals (.833) and all 46 of his PATs to lead Arkansas in scoring with 106 points. His 20 made field goals matched Todd Wright's total from 1989 for the third-most in a single season by a Razorback. Little also matched the third-most field goals in a game by a Razorback with four in a win over Texas and booted a walk-off winner at LSU in overtime.

Long snapper Jordan Silver was an unsung hero for the Hogs, earning Third-Team All-SEC honors from Phil Steele and being invited to the Reese's Senior Bowl, East-West Shrine Bowl and NFLPA Collegiate Bowl. Punter Reid Bauer saw improvement from 2020, averaging 43.3 yards per punt, including 23 fair catches and 14 punts of 50+ yards. Bauer made a name for himself on the national level as the team's holder, winning the Peter Mortell Holder of the Year Award. He twice pulled off fake field goals, hitting Blake Kern for a touchdown at Alabama and running 23 yards for a first down in the win at LSU. Punt returner Nathan Parodi became the first Razorback to return a punt for a touchdown since 2011 when he took a punt back for a score against UAPB at War Memorial Stadium. Parodi's 114 punt return yards in the win are the seventh-most in program history.

In his first year in Fayetteville, the Razorbacks received steady play from long snapper Jordan Silver, who graded out as one of the top long snappers in the SEC. Arkansas' kickers combined to go 8-for-12 on field goals while the team's punters averaged 42.1 yards per punt. De'Vion Warren averaged 20 yards per kickoff return before suffering a season-ending injury at Florida.

Fountain came to Arkansas after spending 2019 at Georgia in the same role. The Bulldogs saw immediate success with Fountain at the controls, led by kicker and Lou Groza Award winner Rodrigo Blankenship. The first-team All-SEC kicker capped an impressive career at UGA going 27-for-33 (81.8%) on field goals and making all 46 extra points as the Bulldogs won the 2020 Allstate Sugar Bowl. Blankenship was also a weapon on kickoffs allowing just 14 returns all season. Punter Jake Camarda improved in 2019 as well, upping his average to 46.8 yards per punt to rank sixth nationally.

In 2018, Georgia had two of the SEC's top special teams players in return man Mecole Hardman and Blankenship. Hardman led the SEC



in punt return average (20.1), was fifth in kick return average (25.2) and was named to the ESPN.com All-America first team.

A Lou Groza semifinalist, Blankenship earned second team All-SEC honors after finishing fifth in the SEC in scoring by kickers (8.7 points per game) and booted his school record 154th consecutive PAT. He also posted 82 kickoff touchbacks (season record) extending his school career record to 170.

As a team, the Bulldogs were first in the SEC in punt return yards (366) and punt return average (16.6; seventh nationally) and tied for first in punt return touchdowns (2).

Fountain also contributed to the Bulldogs' emergence on special teams in 2017. Hardman averaged 25.3 yards per kick return, ranking second in the SEC and 21st nationally. Georgia's special teams unit also held opponents to 5.9 yards per punt return and 19.5 yards per kick return. Those numbers were all reduced from a year prior, as opponents averaged 6.1 yards per punt return, 23.8 yards per kick return and notched two 95-yard kickoff returns versus the Bulldogs in 2016.

Additionally, Blankenship hit on 20 of his 23 field goal attempts, including a 55-yarder in the 2018 Rose Bowl vs. Oklahoma and a 51-yarder in overtime of the national championship game. He made all 63 of his PAT attempts, kicked 67 touchbacks (a Georgia season record at the time and third nationally) and was named a semifinalist for the 2017 Lou Groza Award. Punter Cameron Nizialek averaged 45.0 yards per punt to rank ninth nationally and was named a semi-finalist for the 2017 Ray Guy Award.

Fountain joined Georgia's full time, on-field staff, in 2018, after filling the same position at Mississippi State during the offseason. Fountain was the special teams analyst at Georgia during the 2017 season.

Before joining Georgia's staff, Fountain had spent the previous eight years as a member of the football program at Auburn, the first four as the Tigers' player personnel director and the latter four coaching tight ends and special teams. From 2014-16, Fountain coached kicker Daniel Carlson, a three-time Lou Groza Award finalist.

Fountain, a part of three SEC championship teams, led Auburn's administrative and recruiting efforts from 2009-12. He followed Gene Chizik to Auburn after spending two seasons (2007-08) on Chizik's staff at Iowa State as tight ends coach and recruiting coordinator.

Fountain has coached in four national championship games (1997, 2010, 2013, 2017) since beginning his collegiate coaching career at Florida State (1994-96) as an offensive graduate assistant. He then spent seven seasons as an offensive line coach and recruiting coordinator at Central Florida. Before his eight-year stint at Auburn, Fountain also included coaching stops at Middle Tennessee (2004-05), Georgia Southern (2006) and Iowa State (2007-08).

He began his coaching career in high school, making four stops in Alabama, including Flomaton HS (1988) and W.S. Neal HS (1989), his alma mater. He became a head coach for the first time at Frisco City HS (1990-92) and made his final high school stop at Monroe County (1993).

Fountain earned a bachelor's degree in physical education from Samford in 1988 and a master's degree in educational leadership from Florida State in 1998.

He is married to the former Rosie Hidalgo, and the couple has four sons: Brookes, Hunter, Tanner and Skyler.

FOOTBALL STAFF



BOBBY PETRINO

Offensive Coordinator/
Quarterbacks

Arkansas Head Coach Sam Pittman hired Bobby Petrino to be the Razorbacks' next offensive coordinator in November 2023.

Petrino, Arkansas' head coach from 2008-11, is widely regarded as one of the nation's elite offensive minds over the last 40 years of his coaching career. He has served as offensive coordinator for seven different collegiate programs, including last season at Texas A&M. With the Aggies, Petrino's offense averaged 34.2 points per game (25th in FBS, 5th in SEC) while averaging 403.8 yards per game despite losing starting quarterbacks Conner Weigman and Max Johnson to injury during the season. In his lone season with the Aggies, Petrino's offense helped lead the program back to bowl eligibility marking the 18th time in his career to help a team to the postseason.

In his 14 seasons as a head coach at five different stops, including Louisville (2003-06, 2014-18), the NFL's Atlanta Falcons (2007), Arkansas (2008-11), Western Kentucky (2013) and most recently at FCS

level Missouri State (2020-22), Petrino has compiled a record of 119-56.

As the head coach of the Razorbacks, he led the program to a 34-17 mark in four seasons with bowl berths in the 2010 Liberty Bowl, 2011 Sugar Bowl and 2012 Cotton Bowl. The Hogs went 10-3 in 2010 with the program's only BCS Bowl appearance at the Sugar Bowl before finishing ranked 12th in the AP Poll. Arkansas' 2011 team was even better, finishing 11-2 with a Cotton Bowl victory over Kansas State to end the year ranked 5th in the AP poll. The team's 11 victories are the most by an Arkansas team and the team's final ranking in the Top 5 are the best since Lou Holtz's 1977 squad finished 11-1 and ranked 3rd in the final AP Poll.

In his first stint at Louisville, Petrino was 41-9 during those four seasons. His 2004 team led the nation in total offense (539.0 ypg) and scoring offense (49.8 ppg) while posting 50+ points in seven games and setting a NCAA record by scoring 55+ points in five straight games en route to an 11-1 record and an appearance in the Gator bowl.

Petrino's resume also has NFL coaching experience, having served as the Falcons head coach in 2007 and as an offensive coordinator with the Jacksonville Jaguars (2001), while also working with the Jaguars' quarterbacks (1999-2001).

At the collegiate level, Petrino has worked with quarterbacks, wide receivers and tight ends, while also coordinating offenses for Idaho (1990-91), Arizona State (1992-93), Nevada (1994), Utah State (1995-97), Louisville (1998) and Auburn (2002). He helped the Auburn Tigers to a 9-4 record and a 5-3 mark in the SEC, finishing No. 14 in the Associated Press Poll in 2002. Petrino worked with quarterback Jake Plummer at ASU before Plummer went on to a successful NFL career. At Nevada, Petrino had the nation's No. 2 passing and total offensive unit. As the offensive coordinator with the Utah State Aggies in 1996, Petrino set school records for total offense (468.5) and passing yards (317.5). His 1998 Louisville offense led the FBS in scoring and total offense.

The longtime coach has also produced elite, next level talent during his career, coaching 2016 Heisman Trophy winner and current Baltimore Ravens quarterback Lamar Jackson while at Louisville. With the Hogs, he tutored two of the best quarterbacks in school history in the late Ryan Mallett and Tyler Wilson. He also coached a trio of national award winners in Joe Adams (2011 Johnny "The Jet" Rodgers Award), DJ Williams (2010 Mackey Award and Disney Spirit Award) and Jonathan Luigs (2007 Rimington Trophy). Arkansas' top three wide



receivers – Cobi Hamilton, Jarius Wright and Joe Adams – on the all-time receptions list all played under Petrino with Wright still holding the receiving yards school record with 2,934 yards.

Petrino is the son of legendary Carroll College coach Bob Petrino Sr. The younger Petrino began his coaching career as a graduate assistant in 1983 for his father in Helena, Montana. After one season with Weber State as a graduate assistant, Petrino returned to coordinate the offense for Carroll College from 1985-86 – his first offensive coordinator job.

The younger Petrino played for his father at Carroll, twice earning NAIA All-America honors and helping lead the squad to three straight conference championships. He was named the league's MVP in 1981 and 1982. He also played four years of basketball at Carroll while earning his degree in physical education with a minor in mathematics in 1983.

Petrino and his wife, Becky, have four children: Kelsey, Nick, Bobby and Katie, along with eight grandchildren.

THE PETRINO FILE

BIRTHDATE: March 10, 1961

HOMETOWN: Lewiston, Montana

COLLEGE: Carroll College, 1983 BA, Physical Education

FAMILY: Wife, Becky; Daughters – Kelsey and Katie; Sons – Nick and Bobby

COACHING EXPERIENCE

1983 Carroll College (Graduate Assistant)

1984 Weber State (Graduate Assistant)

1985-86 Carroll College (Offensive Coordinator)

1987-88 Weber State (WRs/TEs)

1989 Idaho (QBs)

1990-91 Idaho (Offensive Coordinator)

1992-93 Arizona State (QBs)

1994 Nevada (Offensive Coordinator/QBs)

1995-97 Utah State (Offensive Coordinator)

1998 Louisville (Offensive Coordinator)

1999-00 Jacksonville Jaguars (QBs)

2001 Jacksonville Jaguars (Offensive Coordinator)

2002 Auburn (Offensive Coordinator)

2003-06 Louisville (Head Coach)

2007 Atlanta Falcons (Head Coach)

2008-11 Arkansas (Head Coach)

2013 Western Kentucky (Head Coach)

2014-18 Louisville (Head Coach)

2020-22 Missouri State (Head Coach)

2023 Texas A&M (Offensive Coordinator)

FOOTBALL STAFF



TRAVIS WILLIAMS

Defensive
Coordinator

Travis Williams was named the Razorbacks' defensive coordinator in December 2022.

Williams brings defensive coordinator experience and a wealth of Southeastern Conference knowledge to The Hill, having played at Auburn and later as the Tigers' co-defensive coordinator. On the field, he starred as a two-time All-SEC linebacker – including first-team honors in 2004 – leading the Tigers in tackles during their undefeated season in 2004.

Williams' first defense at Arkansas was statistically one of the program's best in a decade. The Hogs allowed only 357.2 yards per game, the lowest average per game since 2014 when the Arkansas defense surrendered only 323.4 yards per game. The difference was nearly a full yard per play improvement in 2023 compared to the 2022 season – 5.67 ypp in 2023 compared to 6.46 ypp in 2022. The 2023 squad improved in nearly every defensive category from 2022 but made huge strides in pass defense. The Razorbacks ranked fourth in the SEC in passing yards allowed per game with 202.8 yards, the program's best effort since 2011 when they allowed 195.2 yards per game. Arkansas' 12 interceptions ranked third in the league and the team's four pick-sixes matched five other teams to lead all of FBS. The Hogs' defense scored five total touchdowns on the season, including Jaylon Braxton's fumble return for a score in the win at Florida. The defense gave up just 18.8 first downs per game, the fewest by an Arkansas defense since 2014.

Williams work with the team's linebackers was noticeable as the team's top two tacklers were linebackers – Jaheim Thomas (90) and Chris Paul Jr. (74). True freshman Brad

Spence quickly earned playing time in his first season, starting the team's second game of the season vs. Kent State. Spence returned an interception 85 yards in his first collegiate game vs. Western Carolina before finishing the season with 16 tackles, 1.5 tackles for loss and a fumble recovery in 11 games. Defensive end Landon Jackson was an anchor on the team's front, leading the team with career-highs in sacks (6.5) and tackles for loss (13.5) on his way to earning first-team All-SEC honors the league's coaches. Braxton earned Freshman All-SEC accolades for his first campaign thanks to a team-high eight pass breakups to go with one interception and 20 tackles.

Prior to leading the Hogs' defense, he spent two seasons calling the defense at UCF as the Knights' defensive coordinator and linebackers coach. The Knights showed progress in each of his two seasons, improving this season to a Top 40 scoring defense in the FBS by allowing 23.2 points per game. The defense helped UCF reach the American Athletic Conference championship game, a 9-4 record and a berth in the Military Bowl by allowing 382.6 yards per game and producing the fifth-best red zone defense in the country.

Senior linebacker Jason Johnson led the way with 119 tackles – second-most in the league and 19th nationally – to earn first-team All-American Athletic Conference honors. Williams molded Johnson in his lone season in Orlando from an FCS All-American at Eastern Illinois to one of the nation's leading tacklers at the FBS level. The Knights' defense featured three All-AAC first teamers with Johnson joined by defensive linemen Ricky Barber and Tre'Mon Morris-Brash, who ranked fourth in the league with 13.0 tackles for loss.

Williams' first defense in Orlando finished the season strong in 2021, helping the Knights win six of their final seven games with defense giving up just 11.8 points per game in the six victories. The defense ended the season ranked seventh nationally in pass efficiency defense (110.7) and 26th in tackles for loss (6.8/game).

Linebacker Tatum Bethune averaged 9.0 tackles per game to rank second in the conference and 24th in the FBS. His work on the field made him a first-team All-American Athletic Conference selection by Pro Football Network, second team by Pro Football Focus and honorable mention by the league's coaches. Williams' defense also featured All-AAC performers defensive lineman Big Kat Bryant (first team) and safety Divaad Wilson (second team). PFF also tabbed safety Quadric Bullard (second team), cornerbacks Davonte Brown and Corey Thornton and Wilson (all third team).

Williams' initial UCF defense moved up 97 spots in the NCAA team pass efficiency defense rankings compared to 2020, 86 spots in passing yards allowed (89.1 fewer per game in 2021) and 70 in total defense (122.5 fewer yards allowed per game in 2021).

At Auburn, Williams served as co-defensive coordinator alongside Kevin Steele while also working as the Tigers' linebackers coach and recruiting coordinator. He helped his alma mater finish in the Top 20 in the nation in scoring defense in four of his last five seasons (2016-20) on The Plains. As the linebackers coach, Auburn allowed just 54 rushing touchdowns combined to rank fifth nationally during those five seasons – including just eight in 2016 and nine in 2018.

Williams also mentored All-Southeastern Conference linebackers in three consecutive seasons – K.J. Britt in 2019, Deshaun Davis in 2018 and Tre Williams in 2017.



Linebacker Zakoby McClain led the SEC in tackles with 113 during the pandemic-shortened season of 2020.

Auburn's 2019 defense ranked eighth nationally in both red zone and third down defense, allowing just 19.5 points per game against a schedule that featured six opponents that went on to win 11 games that season.

The Tigers ranked 14th nationally in scoring defense (19.2/game) in 2018 allowing only nine rushing touchdowns while returning three interceptions for scores. The squad's 38 sacks ranked 16th nationally and the 96 tackles for loss were the ninth-most in the nation.

Auburn won the SEC West in 2017 led by a defense that ranked 14th nationally in total defense (319.4/game) and 11th in scoring defense (18.5/game). The Tigers yielded just 4.67 yards per play, eighth-best nationally.

In 2016 the Tigers' red zone defense ranked 11th in the FBS and the team's total defense (361.9/game) ranking 28th to move up 43 spots over the previous season. The defense held eight consecutive opponents without a rushing TD, the longest season streak at Auburn since 1957.

On the field at Auburn, he led the Tigers in tackles (80) as a junior during the team's 2004 undefeated season. As a senior, his 68 tackles were second on the team. He won the Pat Dye Leadership Award on defense in each of his last two seasons (2004, 2005). He played two seasons in the NFL for the Atlanta Falcons (2006-07) before beginning his coaching career.

Williams began his coaching career as a graduate assistant at Auburn before landing his first full-time coaching job as the linebackers coach at Northern Iowa in 2012. He spent one year as the defensive coordinator at Creekside (Ga.) High School before returning to Auburn in 2014 as a defensive analyst.

He was promoted to an on-field role for the Tigers prior to the 2016 season as the team's linebackers coach. He earned the co-defensive coordinator title in 2019 and then added recruiting coordinator duties in 2020.

Williams earned his bachelor's degree in criminology and criminal justice from Auburn in 2005 and later received a master's degree in adult education from Auburn in 2011.

A native of Columbia, S.C., Williams and his wife Jeanine, also an Auburn graduate, have three daughters: Tru, Reign and Brave.

THE WILLIAMS FILE

COLLEGE: Auburn; 2005 B.S. Criminology and Criminal Justice; 2011 M.S. Adult Education
FAMILY: Wife – Jeanine; Daughters – Tru, Reign, Brave

COACHING EXPERIENCE

2009-11 Auburn (Graduate Assistant)
2012 Northern Iowa (Linebackers)
2013 Creekside (Ga.) HS (Defensive Coordinator)
2014-15 Auburn (Defensive Analyst)
2016-18 Auburn (Linebackers)
2019-20 Auburn
(Co-Defensive Coordinator/Linebackers)
2021 Miami (Linebackers)
2021-22 UCF (Defensive Coordinator)
2023-pres. Arkansas (Defensive Coordinator)

PLAYING EXPERIENCE

2001-05 Auburn

FOOTBALL STAFF



**MARCUS
WOODSON**

Co-Defensive
Coordinator

Marcus Woodson enters his second year as the Razorbacks' co-defensive coordinator.

The Arkansas defense underwent a massive improvement in Woodson's first season helped by the development of the Hogs' secondary. Woodson teamed up with secondary coach Deron Wilson to help post the best Arkansas pass defense since 2011 allowing 202.8 yards per game – ranking 31st in FBS for an improvement of 99 spots nationally compared to the 2022 season. The defense as a whole recorded the fewest yards allowed per game in a decade, giving up 357.2 yards per game. Woodson's secondary also contributed to the Hogs' national-leading five defensive touchdowns with Jaylon Braxton and Alfahiym Walcott both finding the end zone.

Braxton's development during his freshman season was impressive, earning six starts in his nine games played and leading the team with eight pass breakups before being named Freshman All-SEC by the league's coaches. Dwight McGlothern and Walcott each picked off three passes to lead the team with safety Jayden Johnson finishing third on the team with 62 tackles. Woodson's work with Hudson Clark showed his versatility and creativity with Clark moving all over the secondary playing every position in the back end. Clark contributed 51 tackles and a career-best 4.5 tackles for loss on his way to being named a First-Team Academic All-American.

Woodson joined the Arkansas staff after spending three seasons at Florida State as the Seminoles' defensive

backs coach and defensive passing game coordinator. His secondary helped lead the Noles to a 10-win campaign in 2022 capped by a Cheez-It Bowl victory. Florida State's secondary was one of the nation's best, helping the FSU defense rank fourth in the FBS allowing 165.4 yards per game to lead the Atlantic Coast Conference.

Woodson helped mold safety Jammie Robinson into a two-time, first-team All-ACC performer. In 2022, Robinson led Florida State in tackles with 99, including five tackles for loss. He led the Noles in tackles in 2021 with 84 to go along with an ACC-best four interceptions.

Robinson joined Woodson's group of defensive backs to be selected in the NFL Draft as a fifth round selection by Carolina in 2023. Woodson had seven DBs picked over four NFL Drafts, including 2020 first-round selection Noah Igbinoghene. Igbinoghene was the 30th overall pick by the Miami Dolphins after Woodson coached him through a transition from wide receiver to defensive back upon his arrival at Auburn in 2018.

Florida State had eight different defenders grab at least one interception and forced 20 total takeaways in 2021. FSU picked off at least one pass in eight straight games to end the season, the longest active streak in America entering the 2022 season and tied for the longest streak in the country at any point during the 2021 season.

During the 2020 season, Florida State's defensive backfield was responsible for 10 takeaways and added four forced fumbles. Woodson helped continue the development of first-team All-ACC selection Asante Samuel Jr. into one of the nation's premiere defensive backs. Samuel finished the season leading all active ACC defenders with 29 career pass breakups before being selected in the second-round of the NFL Draft pick by the Los Angeles Chargers. In records dating back to 2000, he was only the second FBS defender to grab three interceptions and have two fumble recoveries in his team's first four games of a season. Samuel also became the first FSU defender since 2016 with at least one takeaway in four straight games and only the third Seminole since 2000 with three interceptions and two fumble recoveries in a season.

Prior to Florida State, Woodson helped Auburn win 17 games in two seasons (2018-19) while working alongside Arkansas' new defensive coordinator Travis Williams. In 2019 with Woods as the defensive backs coach and Williams serving as co-defensive coordinator, the Tigers won nine games and advanced to the Outback Bowl behind a defense that ranked eighth nationally in third-down defense and red zone defense, allowing conversions on just 29.9% of third-down attempts and 71.8% of red zone trips. Safety Jeremiah Dinson earned second-team All-SEC honors after posting averaging 7.3 tackles per game to go along with a pair of interceptions.

The Tigers returned three interceptions for touchdowns in 2018, the ninth-highest total in the nation, and ranked 14th in the country in scoring defense by allowing 19.2 points per game. Auburn's nine rushing touchdowns allowed were the second-lowest total in the SEC and tied for the fifth-lowest total in the FBS. The defense's 38 sacks were good for 16th nationally with the team's 96 tackles for loss coming in at No. 20. The Tigers' defense ended the season with a 63-14 victory over Purdue, the fewest points allowed in a Music City Bowl since 2009.

Woodson headed to The Plains after two seasons at Memphis coaching the Tigers' defensive backs. Memphis won 18 games over the two seasons, forcing a combined 60 takeaways, the second-highest total in the nation during



that span. The Tigers picked off 32 passes in Woodson's two seasons and were one of only six teams in the country to record at least 16 interceptions in both 2016 and 2017.

In 2017, Woodson coached T.J. Carter to Freshman All-America honors from ESPN and USA Today. Carter also was the American Athletic Conference Rookie of the Year after breaking Memphis' freshman record with five interceptions. In only his second collegiate game, Carter ended a fourth-quarter UCLA drive in the red zone with an interception of Josh Rosen to help secure Memphis' 48-45 victory.

Prior to joining the Memphis staff, Woodson coached defensive backs at Fresno State for two seasons (2014-15). He helped lead the Bulldogs to the 2014 Mountain West Conference Championship Game and a berth in the Hawai'i Bowl. Safety Derron Smith earned first-team All-Mountain West Conference accolades before being drafted by the Cincinnati Bengals in the sixth round of the 2015 NFL Draft. The 2015 Bulldogs' 11 fumble recoveries to rank second in the conference and 20th nationally.

From 2009-13, Woodson coached defensive backs and was the recruiting coordinator at Charleston Southern, tutoring five all-conference defensive backs. He also added defensive passing game coordinator duties for the 2012 and 2013 seasons. Charleston Southern finished the 2013 season with a school-record 10 wins and were ranked No. 22 in the final FCS poll.

Woodson began his coaching career at Millsaps College in Jackson, Miss., where he was the defensive backs coach (2005-08). The Majors won three consecutive SCAC championships, including an 11-1 record and No. 12 final ranking in 2008. Woodson coached four all-conference defensive backs while at Millsaps.

Woodson played safety at Ole Miss, starting for two seasons before his playing career was cut short by an injury prior to his senior season. The Rebels advanced to four bowl games, including the Cotton Bowl, the Music City Bowl and two trips to the Independence Bowl during his career. He went to Ole Miss after helping lead Moss Point High School to two Mississippi state titles.

A native of Moss Point, Miss., Woodson earned his bachelor's degree in political science with an emphasis in criminal justice from Ole Miss in 2003 and was selected for the Senior Leadership Unity Council.

Woodson and his wife, Chastity, who holds a bachelor's degree from Loyola University New Orleans and a master's degree from Howard University, have two sons, Carter and Bryce.

THE WOODSON FILE

COLLEGE: Ole Miss, 2003 B.S. Political Science

FAMILY: Wife – Chastity; Sons – Carter and Bryce

COACHING EXPERIENCE

2005-08 Millsaps College (Defensive Backs)

2009-11 Charleston Southern

(Defensive Backs/Recruiting Coordinator)

2012-13 Charleston Southern

(Defensive Backs/Defensive Passing Game

Coordinator/Recruiting Coordinator)

2014-15 Fresno State (Defensive Backs)

2016-17 Memphis (Defensive Backs)

2018 Auburn (Defensive Backs)

2019 Auburn

(Defensive Backs/Recruiting Coordinator)

2020-22 Florida State

(Defensive Backs/Defensive Passing Game

Coordinator)

2023-pres. Arkansas (co-Defensive Coordinator)

PLAYING EXPERIENCE

1999-2002 Ole Miss

FOOTBALL STAFF



**DEKE
ADAMS**

Defensive
Line

Deke Adams has been a steady force for the Razorbacks' defensive line as he enters his third season on The Hill.

Under Adams' tutelage, Landon Jackson blossomed into one of the nation's best pass rushers in 2023. Jackson entered his junior season with 3.5 career tackles for loss and three sacks before earning First-Team All-SEC recognition from the league's coaches and second-team honors from the Associated Press after leading Arkansas in tackles for loss (13.5) and sacks (6.5) while racking up a career-best 44 total tackles. Jackson's 13.5 tackles for loss ranked sixth in the SEC and his 6.5 sacks were good for 12th. Cam Ball's emergence provided a spark up front with the sophomore starting six of his 11 games played. Ball made 32 tackles with 1.5 tackles for loss. Transfer Trajan Jeffcoat made an immediate impact as a team captain with 8.5 tackles for loss and four sacks.

The defensive line helped the Hogs give up only 357.2 yards per game, the lowest average per game since 2014 when the Arkansas defense surrendered only 323.4 yards per game. The difference was nearly a full yard per play improvement in 2023 compared to the 2022 season – 5.67 ypp in 2023 compared to 6.46 ypp in 2022.

Adams' first defensive line at Arkansas helped the defense break the school record for sacks with 42 in 2022. The Razorbacks' defensive line provided 22 of the team's 42 sacks led by Jordan Domineck's 7.5 sacks in his lone year with the program. The depth of the defensive line proved to be a plus with seven different linemen contributing at least one sack. The development of upperclassmen Zach Williams (4.5 sacks), Eric Gregory (2.0 sacks) and Jashaund Stewart (2.0 sacks) combined with Adams' work with transfers like Domineck, Landon Jackson (3.0 sacks) and Terry Hampton (2.0 sacks) with the emergence of Cam Ball, transformed the defensive line in just one year. Williams set career-bests in tackles, tackles for loss and sacks while Jackson flashed dominance from the defensive end spot.

Adams joined the Hogs with a wealth of coaching experience having coached at numerous levels over 20+ years after starring at linebacker at Southern Miss as a player in the 1990s. The Mississippi native heads to The Hill after spending the 2021 season at Florida International. In his lone season with the Panthers, Adams turned sophomore defensive tackle into an All-Conference USA Honorable Mention performer with 53 tackles, including three sacks and six tackles for loss.

Adams is no stranger to the SEC having coached at Ole Miss (2020), Mississippi State (2019) and South Carolina (2013-15). At South Carolina under Head Coach Steve Spurrier, he helped the Gamecocks to a pair of bowl wins while coaching 2014 NFL No. 1 pick Jadeveon Clowney. Adams' front also featured defensive tackle Kelcy Quarles, who earned first-team All-SEC and All-America honors along with Clowney. Quarles and Clowney became the first South Carolina duo since 1984 to earn All-America status in the same season.

Adams has helped develop six NFL draft selections, including a pair of first round picks. During his first stop at North Carolina, he coached All-American defensive tackle Sylvester Williams in 2012. Williams was selected 28th overall by the Denver Broncos in the 2013 NFL Draft. The Tar Heels ranked third in the ACC that season with 97 tackles for loss with Adams' group responsible for 40 of them. Williams and Kareem Martin were one of the ACC's most dominant defensive line duos, combining for 29 TFLs. Martin ranked third in the conference with 15.5 and Williams finished sixth with 13.5.

Before his first stop at North Carolina, Adams spent three seasons (2009-11) at his alma mater Southern Miss as defensive line coach for Head Coach Larry Fedora. Among the players he developed were first-team All-Conference USA defensive end Cordarro Law and second-round 2013 NFL Draft pick Jamie Collins. During his first season back in Hattiesburg, he coached a young group that helped the Golden Eagles finish the season ranked 18th nationally in sacks and 24th in tackles for loss after finishing 93rd and 68th, respectively, in those two categories the previous season.

In 2011, Adams' helped the Golden Eagles to the Conference USA championship and a 12-win season capped by a Hawaii Bowl victory over Nevada. His front four allowed the effort to allow only 112.6 rushing yards per game and rank 22nd nationally.

Prior to Southern Miss, he coached linebackers at Louisiana-Monroe while also serving as the coordinator of player development. He spent the 2006 and 2007 seasons at FCS level North Carolina A&T. Adams was elevated to interim defensive coordinator during his first season at North Carolina A&T after two games before earning the job on a permanent basis headed into the 2007 season. He coached the Aggies' defensive line in 2006 and took over the linebackers in 2007 in addition to his coordinator duties the following season.

Adams also knows his way around the Natural State having spent four years at Ouachita Baptist (2002-05) coordinating the defense and coaching the defensive line in his last season.

He coached in the junior college ranks at Pearl River (Miss.) Community College from 1998-2002, serving as the linebackers coach during his first three seasons before being named co-defensive coordinator and secondary coach in addition to his role as recruiting coordinator in 2001.

Adams began his coaching career in 1997 as the defensive line coach at FCS level Jacksonville (Ala.) State.

A three-year letterman at Southern Miss, Adams played a key role as part of the Golden Eagles' "Nasty Bunch" defense as a linebacker. He wrapped up his collegiate career in 1994 with 76 tackles, five tackles for loss, one sack and one interception.

In the classroom, he was a four-year member of the Dean's List. He earned his bachelor's degree in psychology and sports administration in 1995 before picking up a master's degree in 1996 from Southern Miss.

Adams is married to the former Alexis Hall, a member of the 1,000-point club and four-year letterwinner for the Southern Miss women's basketball team. The couple has two boys, Jaylen and Jordyn – who was a first round MLB Draft pick by the Los Angeles Angels of Anaheim in 2018.



THE ADAMS FILE

BIRTHDATE: January 20, 1972

BIRTHPLACE: Meridian, Miss.

HIGH SCHOOL: Meridian HS

COLLEGE: Southern Miss, 1995 B.S. Psychology and Sport Administration; 1996 M.S.

FAMILY: Wife – Alexis; Sons – Jaylen and Jordyn

COACHING EXPERIENCE

1997 Jacksonville State (Defensive Line)

1998-2000 Pearl River CC (Linebackers)

2001-02 Pearl River CC

(Co-Defensive Coordinator/Secondary)

2002-04 Ouachita Baptist (Defensive Line)

2005 Ouachita Baptist

(Defensive Coordinator/Defensive Line)

2006 North Carolina A&T

(Defensive Coordinator/Defensive Line)

2007 North Carolina A&T

(Defensive Coordinator/Linebackers)

2008 Louisiana-Monroe

(Linebackers/Player Development)

2009-11 Southern Miss (Defensive Line)

2012 North Carolina (Defensive Line)

2013-15 South Carolina (Defensive Line)

2016 East Carolina (Defensive Line)

2017-18 North Carolina (Defensive Line)

2019 Mississippi State (Defensive Line)

2020 Florida International (Defensive Line)

2022-pres. Arkansas (Defensive Line)

PLAYING EXPERIENCE

1991-94 Southern Miss

FOOTBALL STAFF



**RONNIE
FOUCH**

Wide
Receivers

Ronnie Fouch is in his first season as the Razorbacks' wide receivers coach after serving as the co-offensive coordinator, running backs coach and recruiting coordinator at Missouri State.

The 2023 Bears were led in rushing for the second straight season by Kansas State transfer Jacardia Wright, who ran for a team-best 696 yards on 147 carries to go along with six touchdowns. Wright was one of seven Bears named All-Missouri Valley Conference, earning second-team honors after finishing fifth in the league in rushing yards per game (69.6 ypg) and fifth in all-purpose yards per game (96.7 ypg). Alongside offensive coordinator Nick Petrino, Fouch helped lead one of the best offenses in the Football Championship Subdivision with the Bears ranking in the top 10 nationally in multiple categories. Along with Wright, the offense featured First-Team All-America wide receiver Raylen Sharpe and Freshman All-America wide receiver Jmariyae Robinson and offensive lineman Cash Hudson.

Arkansas marks the third stop in Fouch's career that he will work with offensive coordinator Bobby Petrino. Fouch worked under Petrino at Louisville for three seasons as an offensive quality control analyst and was part of Petrino's staff at Missouri State, serving as the Bears co-special teams coordinator and running backs coach.

In 2022, Fouch quickly molded Wright into one of the best running backs in the MVC. Wright earned All-Newcomer Team status in the league after rushing for 711 yards and nine touchdowns on 156 carries. He was the Bears' first player to go over 700 yards rushing since 2014 and finished in the top 10 of seven different categories in the Valley. Fouch also served as the Bears' special teams coordinator with his special teams unit led by All-America punter Grant Burkett and All-MVFC selections in kicker Jose Pizano, long snapper Caden Bolz and returner Montrae Braswell.

After sharing the league title during the 2020-21 season, the Bears earned a FCS Playoff berth for the first time in over 30 years thanks to a vastly improved running game in Fouch's first season in Springfield, Mo. Freshman Celdon Manning earned All-MVFC honorable mention honors and was selected for the league's All-Newcomer Team after



helping the Bears to 111.6 yards per game on the ground – an improvement of nearly 40 yards per game from the previous season.

In between Louisville and Missouri State, Fouch spent the spring of 2019 coaching the quarterbacks for the Salt Lake Stallions in the Alliance of American Football. With the Stallions, Fouch coached former Arkansas QB Austin Allen, who served as the team's backup that season. Fouch returned to the college ranks in the fall of 2019 as the tight ends coach at Florida Tech. The Panthers' offense finished fourth in the Gulf South Conference, averaging 395.2 yards per game.

In three seasons at Louisville, Fouch worked with the Cardinals' quarterbacks and special teams while assisting in recruiting. During his time working with the Cardinals' QBs, he helped develop Lamar Jackson into the 2016 Heisman Trophy winner and a first round pick in the NFL Draft in 2018. Fouch got his start in coaching at Georgia State, where he spent two seasons as a graduate assistant for the Panthers.

Fouch played quarterback at Washington for three seasons, starting eight games in 2008, before transferring to Indiana State. With the Sycamores,

he started 22 games over two seasons (2010-11) throwing for 4,316 yards and 38 touchdowns.

He married his wife, the former Jenifer Abreu, in 2023.

THE FOUCH FILE

BIRTHDATE: May 30, 1989

HOMETOWN: Redlands, Calif.

COLLEGE: Indiana State, 2012 BA, Criminology

FAMILY: Wife, Jenifer Abreu

COACHING EXPERIENCE

2013-14 Georgia State (Graduate Assistant)

2015-18 Louisville (Offensive Quality Control)

2019 Salt Lake Stallions (Quarterbacks)

2019 Florida Tech (Tight Ends)

2020-22 Missouri State

(co-Special Teams Coordinator/RBs)

2023 Missouri State (co-Offensive Coordinator/
RBs/Recruiting Coordinator)

PLAYING EXPERIENCE

2007-09 Washington

2010-11 Indiana State

FOOTBALL STAFF



**ERIC
MATEOS**

Offensive Line

Eric Mateos leads the Razorbacks' offensive line for the first time entering the 2024 season.

Mateos is back in Fayetteville after most recently having served as the offensive line coach at Baylor for the previous three seasons. Mateos served as now Head Coach Sam Pittman's graduate assistant for the Hogs from 2013-15 while Pittman was the team's offensive line coach.

At Baylor, Mateos was named to Dave Campbell Texas Football's 40 under 40 list, honoring the top 40 assistant coaches in the state of Texas under the age of 40. Since 2014, Mateos has coached 13 NFL players including eight draft picks. BYU's Brady Christensen is the most recent after being selected in the third round of the 2021 NFL Draft by the Carolina Panthers.

Mateos' 2022 veteran offensive line protected for one of the best offenses in Baylor history with the team's 34 rushing touchdowns ranking seventh in school history and the team's total offense of 5,380 yards ranking 10th. Baylor averaged 182.4 yards per game rushing to go along with 231.5 yards per game passing. Mateos' line also protected QB Blake Shapen, allowing him to be sacked only 22 times in 13 games. Center Jacob Gall and left tackle Connor Galvin each earned honorable mention All-America honors

THE MATEOS FILE

BIRTHDATE: June 29, 1989

HOMETOWN: Overland Park, Kan.

HIGH SCHOOL: Shawnee Mission South HS

COLLEGE: Southwest Baptist, 2011 B.S. Public Relations; Arkansas, 2015 M.A. Human Resources and Development

FAMILY: Wife – Gillian; Daughter – Isabel

COACHING EXPERIENCE

2011 Southwest Baptist (Assistant OL)
2012 Hutchinson CC (OL/Recruiting Coordinator)
2013-15 Arkansas (Graduate Assistant)
2016 LSU (Graduate Assistant/TEs)
2017-18 Texas State (Offensive Line)
2019-20 BYU (Offensive Line)
2021-23 Baylor (Offensive Line)

PLAYING EXPERIENCE

2009-10 Southwest Baptist



from Phil Steele with Gall picking up Best Offensive Lineman in Texas from Dave Campbell's Texas Football. Guard Grant Miller earned first-team All-Big 12 from Pro Football Network and second-team honors from the Associated Press and Phil Steele.

In 2021, Mateos' first offensive line paved the way for the best rushing attack in the Big 12 and 10th-best in the FBS running for 219.3 yards per game. The line also protected the QB at an elite level, giving up just 1.29 sacks per game to rank second in the league. The men up front were also a semifinalist for the Joe Moore Award, given annually to the nation's best offensive line.

Galvin was named the Big 12's Offensive Lineman of the Year and first-team All-Big 12 as well as first-team All-America by The Athletic and third-team All-America by the Associated Press. Gall was also named second-team All-America by the FWAA, second-team All-Big 12 (AP) and All-Big 12 Honorable Mention Team (Coaches). Xavier Newman-Johnson was the third member of the offensive line unit to be recognized as an All-Big 12 Honorable Mention performer.

Prior to his time at Baylor, Mateos spent two seasons (2019-20) at BYU. His second line for the Cougars was impressive in 2020 as the Cougs finished 11-1, led by an offense that finished the season in the Top 15 in 10 different statistical categories, including third in points per game (43.5), seventh in total offense (522.2 ypg) and eighth in passing yards (332.1 ypg). Christensen anchored an offensive line that allowed just 12 sacks in 12 games and paved the way for 34 rushing TDs, fourth-most in the nation. BYU scored 40+ points in nine of 12 games that season, including a 49-23 win over UCF in the Boca Raton Bowl.

Christensen received 10 All-America honors overall finishing the 2020 season as the highest-graded offensive tackle in the country by Pro Football Focus with a 96.0 rating, earning grades above 95.0 as

both a pass-blocker and run-blocker. He allowed just three pressures across 372 regular-season pass-blocking snaps.

In 2019, the Cougars finished 7-6 with a Hawaii Bowl berth. Under Mateos' guidance, Christensen and center James Empey earned All-Independent honors from Phil Steele. During the team's final five regular-season games BYU boasted the nation's No. 8 offense (520.6 ypg), No. 13 passing offense (323.0 ypg) and No. 34 rushing offense (197.6 ypg). The Cougars capped the season with 505 yards of total offense in the Hawai'i Bowl, including 274 through the air and 231 on the ground. The offensive line finished the season ranked No. 12 overall as a unit by Pro Football Focus.

Mateos spent two seasons (2017-18) as the offensive line coach at Texas State where he had an All-Sun Belt performer in each of his two years. Prior to his stint with the Bobcats, Mateos served as the tight ends at LSU in 2016 after starting the season as an offensive line graduate assistant under Baylor offensive coordinator Jeff Grimes. Mateos was tabbed to lead the tight ends coach by Ed Orgeron midway through the 2016 season and helped lead the Tigers to a victory over Louisville in the Citrus Bowl.

He began his coaching career as an assistant offensive line coach at Southwest Baptist in 2011 before serving a one-year stint in 2012 as the offensive line coach and recruiting coordinator at Hutchinson Community College.

A two-year starter at Southwest Baptist, Mateos was the starting center and team captain during the 2009 and 2010 seasons. He earned his bachelor's degree in public relations at Southwest Baptist in 2011 and a master's degree from Arkansas in 2015.

Mateos is married to the former Gillian Chavez and the couple has a daughter, Isabel.

FOOTBALL STAFF



KOLBY SMITH

Running Backs

Former NFL running back and NFL assistant coach Kolby Smith takes charge of the Razorbacks' running backs in 2024.

Following a four-year career in the NFL as a running back, Smith began his coaching career as a graduate assistant for the Razorbacks in 2012 before joining Bobby Petrino's staff at Western Kentucky as the Hilltoppers' running backs coach in 2013. He followed Petrino to Louisville the following year, where he coached the Cardinals' running backs for five seasons. Smith's relationship with Petrino dates back to Smith's college days as a running back at Louisville for Petrino (2003-06) during Petrino's first stint leading the Cardinals.

Smith served the last four seasons on the staff of the Miami Dolphins working with team's running backs, first as a quality control coach (2020-21) before being promoted to an offensive assistant role prior to the 2022 season. This past season, Smith helped the Dolphins' offense to record heights setting a franchise record with 6,899 total yards while ranking second in the league in both points per game (29.2) and passing yards per game (276.4) and sixth in rushing yards per game (135.8). Running back Raheem Mostert topped 1,000 yards for the first time in his career and led all NFL running backs with 18 rushing touchdowns. In 2022, Smith worked with an offense that finished in the

THE SMITH FILE

BIRTHDATE: December 15, 1984

HOMETOWN: Tallahassee, Fla.

HIGH SCHOOL: James S. Rickards HS

COLLEGE: Louisville, 2006

FAMILY: Wife – Ashley; Sons – Kolby Jr., Karter and Klay

COACHING EXPERIENCE

2012 Arkansas (Graduate Assistant)

2013 Western Kentucky (Running Backs)

2014-18 Louisville (Running Backs)

2019 Rutgers (Running Backs)

2020-21 Miami Dolphins (Offensive Quality Control)

2022-23 Miami Dolphins (Offensive Assistant)

PLAYING EXPERIENCE

2003-06 Louisville



top 10 (sixth, 364.5 yards per game) for the first time since 1995. Miami averaged 6.1 yards per play, which ranked second in the NFL.

Before his jump to the professional ranks, Smith spent seven seasons as a college assistant at Rutgers (2019), Louisville (2014-18) and Western Kentucky.

In one season at Rutgers, Smith helped sophomore running back Isiah Pacheco improve in nearly every category. Pacheco set career-highs in carries (169), rushing yards (729) and rushing touchdowns (7), which led the Knights.

At Louisville, he helped the Cardinals to four bowls, while setting school records in rushing yards in back-to-back years in 2017 (3,186) and 2016 (3,148). In 2017, the Cardinals ranked 15th nationally in rushing (245.1 ypg) and totaled over 250 rushing yards in seven games. Smith's three running backs combined to rush for 1,225 yards and 14 touchdowns. The 2016 campaign saw the Cardinals total 37 scores on the ground, highlighted by the 903 yards and six touchdowns by Brandon Radcliff, who was second on the team with four 100-yard games.

During the 2015 campaign, Smith helped the Cardinals post their best rushing games in the second part of the season, running for over 200 yards in four of the final five games. That included a season-best 314 yards in a 38-24 victory over Kentucky. For the year, the Cardinals averaged 171.0 yards on the ground and totaled 23 touchdowns.

With a stable of running backs in 2014, Smith's unit ran for 28 touchdowns and averaged 142.7 yards per game in leading the Cardinals to a 9-4 record and a berth in the Belk Bowl. The team's backs recorded six 100-yard rushing games, including Brandon Radcliff, who tallied a team-best three 100-yard rushing games.

In his lone season with the Hilltoppers, Smith tutored Antonio Andrews, the nation's top all-purpose player, to a career season on the ground. Andrews reset the school rushing mark with 1,730 yards in 2013. WKU running backs combined for 30 of the team's 31 rushing touchdowns, led by Andrews' career-best 16. He also set a school record for the most 100-yard rushing games in a career (21), in a season (11) and consecutively (11). He generated 125 all-purpose yards in 25 consecutive games, a streak unmatched to within 10 games by any other player in the country. Smith's running backs also accounted for 724 receiving yards and a pair of touchdowns through the air.

As a player at Louisville, Smith helped the Cardinals to a 12-1 record as the primary back in 2006. Sharing the backfield that year with Michael Bush, Smith stepped in after an injury to Bush to average more than five yards per carry, scoring seven touchdowns on a team that defeated Wake Forest in the Orange Bowl, the program's first BCS victory.

For his career, Smith rushed for over 1,800 yards and scoring 18 rushing TDs while averaging nearly 6.0 yards per carry. He also caught 56 passes for over 500 yards and two touchdowns.

Smith was selected in the fifth round of the 2007 NFL Draft by the Kansas City Chiefs. He immediately made an impact in his rookie season, rushing for over 400 yards on 112 carries. Smith played in all 16 games in 2007, scoring a pair of touchdowns and earning AFC Offensive Player of the Week honors after rushing for 150 yards on 31 carries against the Raiders. He finished his NFL career in 2010, spending brief periods with the Denver Broncos and the Jacksonville Jaguars.

Smith and his wife, Ashley, have three sons, Kolby Jr., Karter and Klay.

FOOTBALL STAFF



**MORGAN
TURNER**

Tight Ends

Veteran tight ends coach Morgan Turner, who enters his second season on staff in 2024, was tabbed by Head Coach Sam Pittman to lead the Razorbacks' tight ends in December 2022.

Before arriving at Arkansas, Turner spent 13 seasons at Stanford, including 10 seasons as the program's tight ends coach. During his tenure in Palo Alto, Turner built Stanford into a national brand among tight ends by producing numerous NFL tight ends such as Dalton Schultz, Austin Hooper, Coby Fleener, Levine Toilolo, Zach Ertz, Kaden Smith and most recently Colby Parkinson.

Turner displayed his ability to build depth in his tight end room during his first season with the Razorbacks with four different tight ends drawing at least three starting assignments. Turner quickly got true freshman Luke Hasz up to speed to start the first five games of the season before a season-ending injury cut his freshman campaign short. Hasz was impressive in his first five collegiate games, catching 16 passes for 253 yards and three touchdowns. His most impressive performance came on the road at LSU in a night game that saw him haul in six passes for 116 yards and a pair of touchdowns. Ty Washington was the next man up, earning three straight starts before an injury ended his season at Florida. Washington caught 11 passes for 170 yards and two touchdowns, all in a four-game span. He jumped on the scene with a seven-catch, 90-yard effort that included a pair of touchdowns at Ole Miss. Nathan Bax and Francis Sherman each started three games during their final college seasons.

THE TURNER FILE

BIRTHDATE: August 27, 1985

COLLEGE: Illinois, 2009 B.S. Finance

FAMILY: Wife – Melissa; Sons – Nico and Landon;
Daughter – Mia

COACHING EXPERIENCE

2009 Indiana State (Quarterbacks)

2010 Stanford (Sports Performance Intern)

2011-12 Stanford (Offensive Assistant)

2013-22 Stanford (Tight Ends)

2023-pres. Arkansas (Tight Ends)



The latest in Turner's long line of productive tight ends is junior Benjamin Yurosek, who caught 49 passes for 445 yards and a touchdown this past season to earn second-team All-Pac-12 honors. Yurosek's 49 receptions were second-most on the Cardinal roster and second-most among all tight ends in the Pac-12. Yurosek's sophomore campaign in 2021 was even better, leading the Cardinal with 658 receiving yards to earn honorable mention All-Pac-12. He averaged 15.3 yards per reception, recorded three games of 90+ yards receiving and hauled in 13 receptions of 20+ yards – all three ranked among the top three tight ends in the Power 5.

Parkinson is the latest of Turner's tight ends to make an impact in the NFL as a fourth-round selection by Seattle in 2020. He was a semifinalist for the Mackey Award – given annually to the nation's top tight end – and earned second-team All-Pac-12 recognition in 2019 after catching 48 passes for 589 yards and a score.

Schultz was a fourth-round pick by the Dallas Cowboys in 2018 after earning All-Pac-12 First Team leading a talented group of tight ends for Stanford in 2017. The unit snagged 12 of the team's 23 touchdown passes that season. Hooper is Turner's most recent All-American, having earned the distinction in 2015 after being named a finalist for the Mackey Award and first-team All-Pac-12 for catching 34 passes for 438 yards and six TDs. The Atlanta Falcons picked him in the third round of the 2016 draft.

In 2012, Turner assisted Ertz in becoming a unanimous All-American, Mackey Award finalist, first-team All-Pac-12 and a second-round pick by the Philadelphia Eagles. Ertz led all FBS tight ends in 2012 in receiving yards (898) and catches (69) to go along with six touchdowns. Along with Toilolo, Stanford tight ends led the nation that season in productivity catching a combined 93 passes for 1,291 yards and 10 touchdowns.

Turner has also displayed the ability to land elite recruits while also developing tight ends. He recruited Parkinson and Schultz, who were four-star tight ends coming out of high school and molded them into top NFL draft picks. He developed three-star recruits Hooper and Yurosek into All-Pac-12 performers for the Cardinal with Hooper eventually becoming a third-round NFL selection.

Before taking over the tight ends, Turner spent two seasons at Stanford as an offensive assistant and one as a sports performance intern. Prior to Stanford, he coached quarterbacks at Indiana State for one season (2009) after getting his start in coaching at Central (Ill.) High School in 2008 as the team's quarterbacks coach and scout team coordinator.

Turner graduated from Illinois in 2009, earning a bachelor's degree in finance. The Champaign, Ill. native served as a student coach for the Illini football team in 2004 and is the son of longtime NFL and collegiate head coach Ron Turner.

Turner and his wife, Melissa, have three children, two sons, Nico and Landon, and a daughter, Mia.

FOOTBALL STAFF



**DERON
WILSON**

Secondary

After making an impact on the Arkansas secondary in his first season, Deron Wilson returns for his second season working with the Razorbacks' secondary.

The Hogs' secondary was arguably the most improved unit on the team in 2023. The Razorbacks ranked fourth in the SEC in passing yards allowed per game with 202.8 yards, the program's best effort since 2011 when they allowed 195.2 yards per game. Arkansas' 12 interceptions ranked third in the league and the team's four pick-sixes matched five other teams to lead all of FBS. The Hogs' defense scored five total touchdowns on the season, including Jaylon Braxton's fumble return for a score in the win at Florida.

Wilson's work alongside co-defensive coordinator Marcus Woodson was impactful for an entire defense that allowed 357.2 yards per game, the program's fewest yards allowed per game in a decade, but it was clear Wilson's fingerprints were all over a secondary that led the way. Wilson helped mold Braxton into one of the best young cornerbacks in the SEC. He earned Freshman All-SEC honors after posting 20 tackles and a team-best eight pass breakups. Cornerback Dwight McGlothern and safety Alfahiyim Walcott led the Hogs with three interceptions each while Jayden Johnson's 62 tackles were third-most on the squad.

Wilson joined the Razorbacks' staff after serving one season at Florida as a quality control analyst working

THE WILSON FILE

BIRTHDATE: July 31, 1990

COLLEGE: Southern Miss, 2013 B.S. Interdisciplinary Studies

FAMILY: Wife – Paige Alexander; Children – twins
Deron Kadeem Wilson II (son), Dakota Marie
Wilson (daughter)

COACHING EXPERIENCE

2016-17 UTSA (Graduate Assistant/Defense)

2018-19 UTSA (Cornerbacks)

2020-21 McNeese (Defensive Coordinator)

2022 Florida (Quality Control/CBs)

2023-pres. Arkansas (Secondary)

PLAYING EXPERIENCE

2010-12 Southern Miss



with the Gators' cornerbacks. In his lone season in The Swamp, Wilson worked alongside cornerbacks coach Corey Raymond to improve sophomores Jaydon Hill and Jalen Kimber. Hill led the Gators with two interceptions, including a pick-six against Missouri.

Prior to joining the staff at Florida, Wilson spent two seasons as the defensive coordinator at McNeese (2020-21). He was named the Cowboys' interim defensive coordinator a week prior to the spring season opener against Tarleton State. The Pokes played seven games in the spring of 2021 following the canceled 2020 season due to the COVID-19 pandemic. Wilson's secondary improved during the spring season, allowing 35 fewer yards passing compared to 2019. The defense improved even more during the Cowboys' fall 2021 season, giving up fewer points per game, rushing yards per game, passing yards per game and points per game. Defensive lineman Isaiah Chambers was named the Southland Conference's Defensive Player of the Year and joined defensive lineman Mason Kinsey, linebacker Kordell Williams and defensive back Andre Sam as the Cowboys placed four defenders on the All-Southland Conference first team.

Wilson coached at UTSA for four seasons, spending the final two as the Roadrunners' cornerbacks coach after starting as a graduate assistant. In Wilson's first season leading the unit, the Roadrunners' cornerbacks added to the team's 19 turnovers with seven of the team's nine interceptions. Cassius Grady matched the UTSA single-season record with four interceptions and finished with 45 tackles. Clayton Johnson picked off a pair of passes despite missing the final five games while Teddrick McGhee added one interception despite playing in just six games.

UTSA boasted one of the nation's top defenses in 2017, as the Roadrunners led Conference USA in seven different statistical categories and ranked in the Top 10 among all Football Bowl Subdivision

teams in five. UTSA held eight of its 11 opponents to under 300 yards of total offense, including a school-record 149 yards in a 51-17 win over Southern, and five teams to less than 100 yards rushing, highlighted by a program-record 37 yards at Texas State in a 44-14 win.

During his time as a graduate assistant, Wilson helped tutor a secondary that saw three players – Michael Egwuagu, Nate Gaines and Jordan Moore – earn All-Conference USA honors as the Roadrunners earned bowl eligibility into back-to-back seasons.

Wilson was a standout cornerback at Southern Miss from 2010-12 and a Jim Thorpe Award Preseason Watch List honoree before an ankle injury sidelined him for his senior season in 2013. He helped lead the Golden Eagles to consecutive bowl games while starting 39 straight games. He finished his career with 171 tackles and eight interceptions, including four returned for touchdowns.

He was a Phil Steele Freshman All-American and earned C-USA All-Freshman Team and second-team all-conference accolades in 2010 after registering 35 tackles, three interceptions, 12 pass breakups, one blocked punt and a pair of defensive scores. As a sophomore, he helped the Golden Eagles to a C-USA title making 75 tackles with four interceptions and a team-best 17 passes defended to earn second-team all-league honors from Phil Steele.

Wilson earned a degree in interdisciplinary studies from Southern Miss in May 2013.

The New Orleans, La. native starred at O. Perry Walker HS earning all-district honors three times and all-area twice while being ranked as the No. 44 player in the state as a senior in 2008.

He is married to Paige Alexander and has twin children – a son, Deron Kadeem Wilson II, and a daughter, Dakota Marie Wilson.

SUPPORT STAFF



BEN SOWDERS

Director of Strength
& Conditioning

Ben Sowders is in his second season leading the Razorbacks' strength and conditioning program as the Director of Strength & Conditioning.

In 2024, he earned the highest honor a strength and conditioning coach can receive when he was named a Master Strength & Conditioning Coach by the Collegiate Strength and Conditioning Coaches Association. The title of Master Strength & Conditioning Coach represents professionalism, knowledge, experience, expertise and longevity in the field. To earn the distinguished status, a strength and conditioning coach must be an active member of the CSCCA, be a strength and conditioning certified coach and a full-time collegiate and/or professional strength and conditioning coach for a minimum of 12 years.

The first Arkansas team under Sowders' watch saw gains in the weight room, including offensive lineman Beaux Limmer who squatted 745 pounds prior to the start of the 2023 season. Limmer was later selected in the NFL Draft by the Los Angeles Rams along with

kicker Cam Little, who was picked by Jacksonville. Little's improved strength helped him become the youngest kicker to ever be selected in the NFL Draft.

Sowders comes to Arkansas after spending the 2022 season at Louisville as the Director of Strength & Conditioning for the Cardinals. This past season the Cardinals went 7-5 and earned a spot in the Fenway Bowl.

Sowders worked with Pittman at Georgia during the 2018-19 seasons – Sowders' first of four seasons with the Bulldogs. As the Assistant Director of Strength & Conditioning, he worked with 20 student-athletes that went onto play in the NFL while also helping the Dawgs to the 2022 National Championship and three trips to the SEC Championship Game.

Prior to his time at Georgia, the Bowling Green, Ky. native spent one season at McNeese State as the Director of Strength & Conditioning. The Cowboys posted a 9-2 record in his lone season in Lake Charles, La. Sowders spent two seasons at Georgia Tech (2015-16) after two seasons at Gardner-Webb, where he was responsible for the training of the Bulldogs' 21 Division I programs.

His first full-time collegiate position was at Southern Miss, where he led the strength and conditioning efforts for the Golden Eagles' men's and women's basketball, volleyball and softball programs

while assisting with football. Prior to his time in Hattiesburg, Miss., He fulfilled a six-month internship at Alabama, where he worked with the Crimson Tide's football, volleyball, tennis and rowing teams.

Sowders earned his start in strength and conditioning as a Facility Coordinator and Head Strength & Speed coach at D1 Sports Training in Nashville, Tenn. While at D1 Sports, he worked with numerous NFL players, including Steve Smith, Jerome Bettis, Donovan McNabb and Kyle Vanden Bosch.

He earned his bachelor's degree in exercise science from Western Kentucky in December 2008 after playing for the Hilltoppers as a linebacker. Sowders began his career as a walk-on before earning a scholarship and becoming a two-year starter. As a senior in 2008, he recorded 47 tackles with 2.5 tackles for loss for the Hilltoppers and added 29 tackles and 3.0 tackles for loss as a junior in 2007.

He received his master's degree in recreation and sport administration in August of 2010 from WKU. He is a member of the Collegiate Strength and Conditioning Coaches Association (CSCCA), a Certified Strength and Conditioning Specialist (CSCS) and certified by USA Weightlifting.

Sowders is married to the former Shelbee Rodgers and the couple has one daughter, Gibson.

THE SOWDERS FILE

BIRTHDATE: Dec. 20, 1985

COLLEGE: Western Kentucky, 2008 B.S. Exercise Science; 2010 M.S. Recreation and Sport Administration

FAMILY: Wife – Shelbee Rodgers, Daughter – Gibson

COACHING EXPERIENCE

2012-13 Southern Miss

(Assistant Strength & Conditioning Coach)

2013-14 Gardner-Webb

(Director of Strength & Conditioning)

2015-16 Georgia Tech

(Assistant Director of Player Development)

2017 McNeese State

(Director of Strength & Conditioning)

2018-21 Georgia

(Assistant Director of Strength & Conditioning)

2022 Louisville

(Director of Strength & Conditioning)

2023-pres. Arkansas

(Director of Strength & Conditioning)

PLAYING EXPERIENCE

2005-08 Western Kentucky



SUPPORT STAFF



**AURMON
SACHELL**

Sr. Associate Director of
Strength & Conditioning

Aurmon Satchell joined the Arkansas staff as the team's Senior Associate Director of Strength & Conditioning in December 2022.

Satchell spent one year at Louisville as an associate strength coach working with Ben Sowders, who was the Director of Strength & Conditioning for the Cardinals. Prior to Louisville, Satchell was at the University of New Mexico, where he served as the director of athletic performance beginning in 2016. While at UNM, he oversaw all aspects of the athletic performance department for the Lobos, and supervising six assistant performance coaches.

Satchell previously worked on the football strength and conditioning staffs at South Carolina (2012-16 and 2009-11) and Indiana (2011-12). He also spent two years working at Minnesota. Outside the weight room, Satchell spent time volunteering at the Lowry Family Center mentoring at risk youth.

A 2007 graduate of the University of Texas, Satchell was a four-year member of the Longhorn football team as a linebacker.



SUPPORT STAFF



RYAN GEARHART
Associate
Director of
Strength &
Conditioning



TRE THOMAS
Assistant Director of
Strength &
Conditioning -
Sports Science



TOMMY McCHESNEY
Assistant
Director of
Strength &
Conditioning



BROOKS GILLERLAIN
Director
of Football
Nutrition



PATRICK DOHERTY
Football Chief
of Staff



AMANDA GILPIN
Director of
Football
Operations



IZZY DUNN
Administrative
Assistant/
Head Coach



ANNIKA MORRIS
Football
Operations
Coordinator



TREY FITCH
Graduate
Assistant/
Football
Operations



DANNY WHEELER
Director of
Player
Development



NEIL HARRELL
Assistant
Director of
Player
Development



JASDEEP GREWAL
Graduate
Assistant/
Player
Development



RYAN BRIGHT
Defensive
Quality Control



MILES FISHBACK
Senior
Offensive
Quality Control



SEAN FOGARTY
Senior
Offensive
Quality Control



KELVIN GREEN
Senior
Defensive
Quality Control



CHRIS NORRIS
Special Teams
Analyst



JAKE TRUMP
Senior
Defensive
Quality Control



TYRONE HOPPER
Graduate
Assistant/
Defense



WILL KENNEDY
Graduate
Assistant/
Offense



ARMANI LINTON
Graduate
Assistant/
Defense



CAIN WHITE
Graduate
Assistant/
Special Teams



HANNA AXENE-SORENSEN
Director of Football
Relations



CHARLIE WILLIAMS
Director of
Football
Management/
NFL Liaison



JOVON HUBBARD
Director of
Personnel



DAVID BOWEN
Assistant Director
of Personnel



SHAY TAYLOR
Director of
Recruiting



MADDI LYONS
On-Campus
Recruiting



JACOB TEPP
Director of
Football Video



IAN BREWER
Assistant
Director of
Football Video



BROOKS GILLERLAIN
Director of
Football Nutrition



DALTON WITHROW
Director
of Football
Equipment
Operations



DANIEL BEAVERS
Assistant Football
Equipment Manager



BRETT WARD
Graduate
Assistant/
Equipment



DAVE POLANSKI
Director of
Athletic Training



TAMARIA HIBBLER
Associate
Athletic Trainer



KYLE WINGER
Senior
Assistant
Athletic Trainer



DESTINEE COLE
Assistant
Athletic Trainer



CHRIS COOVER
Assistant
Athletic Trainer



COLIN MacDonald
Director of
Creative Media



JOSH MINDEEMANN
Senior Graphic
Designer



SULLIVAN ORTEGA
Creative Media

2024 ROSTER

ALPHABETICAL ROSTER

NO.	NAME	POS.
13	Rykar Acebo	WR
29	Jaden Allen	DB
11	Jordan Anthony	WR
2	Andrew Armstrong	WR
28	Jezreel Bachert	RB
37	Devin Bale	P
5	Cameron Ball	DL
87	Kamron Bibby	WR
54	Keyshawn Blackstock	OL
16	Blake Boda	QB
43	Brooks Both	LB
50	Kobe Branham	OL
72	Joshua Braun	OL
11	Jaylon Braxton	DB
2	Selman Bridges	DB
5	Tyrone Broden	WR
17	CJ Brown	WR
96	Elijah Brown	DL
89	Khafre Brown	WR
74	Luke Brown	OL
84	Luke Buchanan	WR
90	Vito Calvaruso	K
55	Fernando Carmona	OL
86	Walker Catsavis	WR
17	Hudson Clark	DB
9	Charlie Collins	DL
21	Emmanuel Crawford	WR
53	TyKieast Crawford	OL
0	Nico Davillier	DL
45	Preston Davis	LB
58	Tim Dawn	OL
23	Carson Dean	LB
14	Stephen Dix Jr.	LB
88	Davion Dozier	WR
7	Rashod Dubinion	RB
95	Sam Dubwig	P
80	Shamar Easter	TE
73	Brooks Edmonson	OL
26	Cade Fields	RB
26	Christian Ford	DB
95	Ian Geffrard	DL
10	Taylen Green	QB
50	Eric Gregory	DL
30	Var'Keyes Gumms	TE
76	E'Marion Harris	OL
82	Monte Harrison	WR
33	Dylan Hasz	DB
9	Luke Hasz	TE
6	Kavion Henderson	DL
44	Kaden Henley	LB
31	Spencer Henslee	TE
94	Jon Hill	DL
20	Rodney Hill	RB
55	JJ Hollingsworth	DL
22	Ja'Quinden Jackson	RB
15	KJ Jackson	QB
40	Landon Jackson	DL
83	Dazmin James	WR
99	Kaleb James	DL
27	Ahkhari Johnson	DB
62	Alex Johnson	OL
8	Jayden Johnson	DB

NUMERICAL ROSTER

NO.	NAME	POS.	HT.	WT.	CL.	EXP.
0	Nico Davillier	DL	6-4	272	Jr.	2L
0	Braylen Russell	RB	6-1	253	Fr.	HS
1	Kee'yon Stewart	DB	6-0	184	*R-Sr.	1L
1	Jaedon Wilson	WR	6-3	177	R-Jr.	2L
2	Andrew Armstrong	WR	6-4	202	*R-Sr.	1L
2	Selman Bridges	DB	6-2	175	Fr.	HS
3	Malachi Singleton	QB	6-1	224	R-Fr.	RS
3	Doneiko Slaughter	DB	6-0	193	*Sr.	TR
4	Anton Juncaj	DL	6-3	273	*Sr.	TR
4	Isaac TeSlaa	WR	6-4	218	*Sr.	1L
5	Cameron Ball	DL	6-5	321	R-Jr.	2L
5	Tyrone Broden	WR	6-7	202	*R-Sr.	1L
6	Kavion Henderson	DL	6-2	260	Fr.	HS
6	Isaiah Sategna	WR	5-11	183	R-So.	1L
7	Rashod Dubinion	RB	5-10	199	Jr.	2L
7	Bradley Shaw	LB	6-1	233	Fr.	HS
8	Jayden Johnson	DB	6-2	205	Sr.	3L
8	Ty Washington	TE	6-4	249	R-So.	1L
9	Charlie Collins	DL	6-5	257	Fr.	HS
9	Luke Hasz	TE	6-3	240	So.	1L
10	Taylen Green	QB	6-6	230	R-Jr.	TR
10	Xavian Sorey Jr.	LB	6-3	223	R-Jr.	TR
11	Jordan Anthony	WR	5-10	160	R-So.	TR
11	Jaylon Braxton	DB	6-0	190	So.	1L
13	Rykar Acebo	WR	6-4	200	R-So.	SQ
13	Marquise Robinson	DB	6-1	190	Sr.	TR
14	Stephen Dix Jr.	LB	6-1	235	R-Sr.	TR
14	Bryce Stephens	WR	6-0	187	R-Jr.	2L
15	KJ Jackson	QB	6-4	218	Fr.	HS
15	Jaheim Singletary	DB	6-2	188	R-So.	1L
16	Blake Boda	QB	6-4	214	R-Fr.	TR
16	Miguel Mitchell	DB	6-1	219	Jr.	TR
17	CJ Brown	WR	6-1	191	Fr.	HS
17	Hudson Clark	DB	6-2	189	*R-Sr.	4L
18	Krosse Johnson	WR	5-10	184	Fr.	HS
18	TJ Metcalf	DB	6-1	202	So.	1L
19	Austin Ledbetter	QB	6-1	205	R-Fr.	HS
19	Dallas Young	DB	6-0	197	R-Fr.	RS
20	Rodney Hill	RB	5-10	186	R-So.	TR
20	Alex Sanford	LB	6-1	225	So.	1L
21	Emmanuel Crawford	RB	5-10	178	R-Fr.	RS
21	JuJu Pope	LB	6-0	213	Fr.	HS
22	Ja'Quinden Jackson	RB	6-2	233	R-Sr.	TR
22	Brad Spence	LB	6-2	243	So.	1L
23	Carson Dean	LB	6-4	231	R-Fr.	RS
23	Zach Taylor	WR	6-4	169	Fr.	HS
24	Tavis Metcalf	DB	5-10	193	Fr.	HS
25	Anthony Switzer	DB	6-0	219	*R-Sr.	TR
26	Cade Fields	RB	6-1	217	R-So.	TR
26	Christian Ford	DB	6-0	184	R-Fr.	RS
27	Ahkhari Johnson	DB	5-11	186	Fr.	HS
28	Jezreel Bachert	RB	6-1	217	R-So.	SQ
28	Justin Logan	LB	6-2	226	Fr.	HS
29	Jaden Allen	DB	5-10	166	Fr.	HS
29	Tyrell Reed Jr.	RB	5-10	210	So.	TR
30	Var'keyes Gumms	TE	6-3	244	R-Jr.	1L
30	Ashton Ngo	LS	5-11	236	R-Jr.	RS
40	Larry Worth III	LB	6-4	224	Jr.	TR
31	Spencer Henslee	TE	6-5	248	R-Fr.	HS
32	Landon Phipps	DB	6-0	185	R-So.	SQ
33	Dylan Hasz	DB	5-11	188	So.	1L
34	Jabrae Shaw	DB	5-10	194	R-Fr.	RS
35	Brooks Yurachek	LB	6-1	224	R-Fr.	TR

HOMETOWN (HIGH SCHOOL/PREVIOUS SCHOOL)

Maumelle, Ark. (Maumelle HS)
Benton, Ark. (Benton HS)
Houston, Texas (North Shore HS/TCU)
DeSoto, Texas (DeSoto HS)
Dallas, Texas (Bishop Dunne HS/TAMUC)
Temple, Texas (Lake Belton HS)
Kennesaw, Ga. (North Cobb HS)
Roswell, Ga. (Roswell HS/Tennessee)
Port Jervis, N.Y. (Minisink HS/Albany)
Hudsonville, Mich. (Unity Christian/Hillsdale)
Atlanta, Ga. (Tri-Cities HS)
Detroit, Mich. (West Bloomfield HS/BGSU)
Leeds, Ala. (Leeds HS)
Fayetteville, Ark. (Fayetteville HS)
Ellenwood, Ga. (Cedar Grove HS)
Hoover, Ala. (Hoover HS)
Cedartown, Ga. (Cedartown HS)
Leesburg, Ga. (Lee County HS)
Pine Bluff, Ark. (Mills HS)
Bixby, Okla. (Bixby HS)
Lewisville, Texas (Lewisville HS/Boise State)
Campbellton, Fla. (IMG Academy/Georgia)
Tylertown, Miss. (Tylertown HS/Texas A&M)
Frisco, Texas (Lone Star HS)
Jonesboro, Ark. (Jonesboro HS)
Crosby, Miss. (Wilkinson County HS/S. Alabama)
Orlando, Fla. (Dr. Phillips HS/Marshall)
Oklahoma City, Okla. (John Marshall HS)
Montgomery, Ala. (St. James School)
Jacksonville, Fla. (Riverside HS/Georgia)
Daytona Beach, Fla. (Cocoa HS/Coastal Carolina)
Oxford, Ala. (Oxford HS/Florida)
Bentonville, Ark. (Bentonville HS)
Dallas, Texas (Highland Park HS)
New Orleans, La. (Holy Cross School)
Birmingham, Ala. (Pinson Valley HS)
Bryant, Ark. (Bryant HS)
Gardendale, Ala. (Gardendale HS)
Statesboro, Ga. (Bulloch Academy/Florida A&M)
Oxford, Miss. (Oxford HS)
Grove, Okla. (Grove HS)
Pope, Miss. (South Panola HS)
Dallas, Texas (Duncanville HS/Utah)
Houston, Texas (Klein Forest HS)
Frisco, Texas (Hebron HS)
Yoakum, Texas (Yoakum HS)
Clay, Ala. (Clay-Chalkville HS)
Marion, Ark. (Marion HS/Utah State)
Fayetteville, Ark. (Fayetteville HS/Arkansas Tech)
McKinney, Texas (McKinney HS)
Texarkana, Texas (Pleasant Grove HS)
Big Sandy, Texas (Big Sandy HS)
Kennesaw, Ga. (Kell HS)
Aledo, Texas (Aledo HS)
Topeka, Kan. (Lawrence HS/Hutchinson CC)
Houston, Texas (Dekaney HS/North Texas)
Andover, Kan. (Andover HS/Hutchinson CC)
Jacksonville, Fla. (Baldwin HS/Jacksonville St.)
Humble, Texas (Atascocita HS)
Springdale, Ark. (Springdale HS)
Bixby, Okla. (Bixby HS)
Pine Bluff, Ark. (Mills HS)
Fayetteville, Ark. (Fayetteville HS/Wake Forest)

2024 ROSTER

ALPHABETICAL ROSTER

NO.	NAME	POS.
18	Krosse Johnson	WR
49	Luke Johnston	TE
4	Anton Juncaj	DL
75	Patrick Kutas	OL
47	Maddox Lassiter	TE
19	Austin Ledbetter	QB
28	Justin Logan	LB
57	Zuri Madison	OL
39	Aidan McCowan	DB
24	Tevis Metcalf	DB
18	TJ Metcalf	DB
16	Miguel Mitchell	DB
78	Joe More	OL
60	Jonas Nantze	OL
63	Addison Nichols	OL
30	Ashton Ngo	LS
81	Andreas Paaske	TE
85	Jace Petty	WR
32	Landon Phipps	DB
49	John Paul Pickens	DB
38	Anton Pierce	DB
21	JuJu Pope	LB
59	Kyle Ramsey	K
29	Tyrell Reed Jr.	RB
97	Quincy Rhodes Jr.	DL
13	Marquise Robinson	DB
93	Keivie Rose	DL
0	Braylen Russell	RB
98	Danny Saili	DL
20	Alex Sanford	LB
6	Isaiah Sategna	WR
57	Mason Schueck	LB
45	Max Schmidly	LS
7	Bradley Shaw	LB
34	Jabrae Shaw	DB
36	Matthew Shipley	K
42	Wyatt Simmons	LB
15	Jaheim Singletary	DB
3	Malachi Singleton	QB
3	Doneiko Slaughter	DB
65	Aaron Smith	OL
10	Xavian Sorey Jr.	LB
22	Brad Spence	LB
48	Eli Stein	LS
14	Bryce Stephens	WR
1	Kee'yon Stewart	DB
67	Josh Street	OL
25	Anthony Switzer	DB
23	Zach Taylor	WR
4	Isaac TeSlaa	WR
41	Kyle Thompson	FB
79	Tommy Varhall	OL
46	Charlie Von Der Meden	K
8	Ty Washington	TE
47	Braylon Watson	DB
48	Joseph Whitt	LB
52	Donovan Whitten	DL
56	Amaury Wiggins	OL
13	Jaedon Wilson	WR
30	Larry Worth III	LB
19	Dallas Young	DB
35	Brooks Yurachek	LB

NUMERICAL ROSTER

NO.	NAME	POS.	HT.	WT.	CL.	EXP.
36	Matthew Shipley	K	6-1	201	*Sr.	TR
37	Devin Bale	P	6-3	203	R-Jr.	RS
38	Anton Pierce	DB	6-2	208	R-Fr.	RS
39	Aidan McCowan	DB	5-10	164	R-So.	SQ
40	Landon Jackson	DL	6-7	281	Sr.	2L
41	Kyle Thompson	FB	6-3	262	R-So.	1L
42	Wyatt Simmons	LB	6-1	219	Fr.	HS
43	Brooks Both	LB	6-0	231	R-Sr.	2L
44	Kaden Henley	LB	6-2	237	R-So.	SQ
45	Preston Davis	LB	5-11	220	Fr.	HS
45	Max Schmidly	LS	6-3	210	R-Fr.	RS
46	Charlie Von Der Meden	K	6-0	180	Fr.	HS
47	Maddox Lassiter	TE	6-3	239	R-Fr.	RS
47	Braylon Watson	DB	6-2	198	R-So.	SQ
48	Eli Stein	LS	6-3	225	Jr.	2L
48	Joseph Whitt	LB	6-0	204	Fr.	HS
49	Luke Johnston	TE	6-5	241	R-Fr.	RS
49	John Paul Pickens	DB	6-0	186	R-So.	SQ
50	Kobe Branham	OL	6-5	334	Fr.	HS
50	Eric Gregory	DL	6-4	317	*R-Sr.	4L
52	Donovan Whitten	DL	6-3	246	R-Fr.	RS
53	Ty Kieast Crawford	OL	6-5	325	*Sr.	3L
54	Keyshawn Blackstock	OL	6-5	319	R-Jr.	TR
55	Fernando Carmona	OL	6-5	321	R-Jr.	TR
55	JJ Hollingsworth	DL	6-3	265	R-So.	SQ
56	Amaury Wiggins	OL	6-3	306	R-Jr.	1L
57	Zuri Madison	OL	6-3	309	Fr.	HS
57	Mason Schueck	LB	6-2	224	R-So.	SQ
58	Tim Dawn	OL	6-2	318	R-So.	TR
59	Kyle Ramsey	K	6-2	201	*R-Sr.	TR
60	Jonas Nantze	OL	6-5	285	Fr.	HS
62	Alex Johnson	OL	6-3	289	Fr.	HS
63	Addison Nichols	OL	6-5	323	R-So.	TR
65	Aaron Smith	OL	6-6	288	R-Fr.	RS
67	Josh Street	OL	6-6	312	R-Jr.	2L
72	Joshua Braun	OL	6-6	346	R-Sr.	1L
73	Brooks Edmonson	OL	6-4	313	R-So.	1L
74	Luke Brown	OL	6-6	311	R-Fr.	RS
75	Patrick Kutas	OL	6-5	313	Jr.	2L
76	E'Marion Harris	OL	6-7	300	R-So.	1L
78	Joe More	OL	6-5	310	*R-Sr.	TR
79	Tommy Varhall	OL	6-8	347	R-Jr.	SQ
80	Shamar Easter	TE	6-5	227	R-Fr.	RS
81	Andreas Paaske	TE	6-6	263	Sr.	TR
82	Monte Harrison	WR	6-3	228	Fr.	HS
83	Dazmin James	WR	6-2	194	R-Fr.	RS
84	Luke Buchanan	WR	6-1	183	R-Fr.	HS
85	Jace Petty	WR	5-8	171	R-So.	SQ
86	Walker Catsavis	WR	6-4	180	R-So.	TR
87	Kamron Bibby	WR	6-2	186	R-So.	SQ
88	Davion Dozier	WR	6-4	205	R-Fr.	RS
89	Khafre Brown	WR	6-0	204	*R-Sr.	TR
90	Vito Calvaruso	K	6-3	204	R-Sr.	2L
93	Keivie Rose	DL	6-3	312	*R-Sr.	1L
94	Jon Hill	DL	6-5	254	R-Jr.	1L
95	Sam Dubwig	P	6-3	228	Fr.	HS
95	Ian Geffrard	DL	6-5	391	R-Fr.	RS
96	Elijah Brown	DL	6-3	380	So.	HS
97	Quincy Rhodes Jr.	DL	6-6	280	So.	1L
98	Danny Saili	DL	6-3	377	Jr.	TR
99	Kaleb James	DL	6-4	269	R-Fr.	RS

HOMETOWN (HIGH SCHOOL/PREVIOUS SCHOOL)

Liberty Hill, Texas (Liberty Hill HS/Hawai'i)
La Jolla, Calif. (La Jolla HS/Northern Colorado)
Little Rock, Ark. (Mills HS)
Frisco, Texas (Frisco Independence HS)
Texarkana, Texas (Pleasant Grove HS/LSU)
Aledo, Texas (Aledo HS)
Searcy, Ark. (Harding Academy)
Harrison, Ark. (Harrison HS)
Springdale, Ark. (Shiloh Christian Academy)
Little Rock, Ark. (LR Christian Academy)
Charlotte, N.C. (Myers Park HS)
Tomball, Texas (Tomball HS)
Warren, Ark. (Warren HS)
Malvern, Ark. (Malvern HS)
Cambridge, Wis. (Cambridge HS)
Prosper, Texas (Prosper HS)
Dallas, Texas (Trinity Christian Academy)
Jonesboro, Ark. (Jonesboro HS)
Fort Smith, Ark. (Southside HS)
Memphis, Tenn. (IMG Academy)
Arkadelphia, Ark. (Arkadelphia HS)
Carthage, Texas (Carthage HS/Charlotte)
Covington, Ga. (Newton HS/Michigan St.)
Las Vegas, Nev. (Las Vegas HS/San Jose St.)
Greenland, Ark. (Greenland HS)
Pensacola, Fla. (Pine Forrest HS/Coffeyville CC)
Lexington, Ky. (Douglass HS)
Little Rock, Ark. (Pulaski Academy)
Camden, Ark. (Camden Fairview HS/Baylor)
Missouri City, Texas (Ridgepoint HS/Abilene Christian)
Springdale, Ark. (Shiloh Christian Academy)
Little Rock, Ark. (Catholic HS)
Norcross, Ga. (GAC School/Tennessee)
Conway, Ark. (Conway HS)
Bentonville, Ark. (Bentonville HS)
Live Oak, Fla. (Suwanee HS/Florida)
Bryant, Ark. (Bryant HS)
Paris, Tenn. (Paris HS)
Memphis, Tenn. (Christian Brothers HS)
Little Rock, Ark. (Joe T. Robinson HS)
Franklin, Tenn. (Christ Pres. Academy/Syracuse)
Overland Park, Kan. (IMG Academy/Maryland)
Ashdown, Ark. (Ashdown HS)
Copenhagen, Denmark (Søllerød Sr. Sport/E. Mich.)
Lee's Summit, Mo. (West HS)
Clayton, N.C. (Clayton HS)
Springdale, Ark. (Har-Ber HS)
Frisco, Texas (Frisco Independence HS)
Fort Smith, Ark. (Northside HS/Arkansas St.)
El Dorado, Ark. (El Dorado HS)
Moody, Ala. (Moody HS)
Charlotte, N.C. (West Mecklenburg HS/USF)
Jefferson City, Mo. (Helias Catholic HS/Wisconsin)
Henderson, Texas (Henderson HS/La. Tech)
Dumas, Ark. (Dumas HS)
Cabot, Ark. (Cabot HS)
Mableton, Ga. (Whitefield Academy)
El Dorado, Ark. (Parkers Chapel HS)
North Little Rock, Ark. (N. Little Rock HS)
Topeka, Kan. (Topeka HS/BYU)
Mansfield, Texas (Mansfield HS)

Roster by Class: Senior - 24 | Junior - 21 | Sophomore - 32 | Freshman - 47

RETURNING PLAYERS



#13 RYKAR ACEBO

WR | 6-4 | 200 | R-So. | SQ
Jonesboro, Ark. (Jonesboro HS)

2023 (REDSHIRT FRESHMAN): Did not see game action in his second season ... Moved from QB to WR during spring practice.

2022 (FRESHMAN): Redshirted in his first year on campus.

HIGH SCHOOL: Played at Jonesboro HS where he threw for 3,058 yards on 209 of 311 passing with 39 touchdowns as a senior ... Helped lead the Golden Hurricane to the 6A quarterfinals of the state playoffs in 2021 ... Played with Arkansas defensive back John Paul Pickens at Jonesboro HS ... Also a highly regarded pitcher and shortstop, ranked as the 24th overall prospect and 11th-best pitcher in the state of Arkansas.



#2 ANDREW ARMSTRONG

WR | 6-4 | 202 | *R-Sr. | 1L
Dallas, Texas (Bishop Dunne HS/TAMUC)

2024 FOURTH-TEAM PRESEASON ALL-SEC (PHIL STEELE)
2023 FOURTH-TEAM ALL-SEC (PHIL STEELE)

2023 (REDSHIRT SENIOR): Started all 12 games in his first season as a Razorback, leading the team in receptions (56), yards (764), receiving yards per game (63.7) and touchdowns (5) to earn Fourth-Team All-SEC honors from Phil Steele ... His 32 points led all position players and his 767 all-purpose yards were second on the squad ... Led all receivers with 34 of his catches going for first downs ... Paced the team in receiving yards in eight of 12 games ... Caught five passes for 78 yards and a touchdown in season-opening win over Western Carolina (Sept. 2), hauling in a 16-yard touchdown in the third quarter ... Scored a season-high two touchdowns in win over Kent State (Sept. 9), catching four passes for 21 yards with a five-yard TD and nine-yard TD ... Matched a career-high with nine receptions - the most by an Arkansas WR in 2023 - for 98 yards vs. BYU (Sept. 16) ... Caught six passes for 76 yards at LSU (Sept. 23) ... Produced 78 yards on three catches vs. Texas A&M (Sept. 30), including a 48-yard touchdown in the fourth quarter ... Snagged a team-high eight passes for 86 yards at Ole Miss (Oct. 7) ... Hauled in four passes in back-to-back games at Alabama (Oct. 14) for 48 yards and vs. Mississippi State (Oct. 21) for 35 yards ... Recorded his first 100-yard game as a Hog in win at Florida (Nov. 4), catching three passes for 103 yards, including 60 yards after catch ... Caught two passes for 34 yards vs. Auburn (Nov. 11) ... Recorded his first rush of the season with a three-yard run in win over Florida International (Nov. 18) to go with four catches for 67 yards ... Hauled in four passes for 40 yards, including his final touchdown of the season, vs. Missouri (Nov. 24).

AT TEXAS A&M-COMMERCE

2022 (REDSHIRT JUNIOR): Played in 11 games and caught a team-leading 62 passes for a team-high 1,020 yards (16.5 ypc) and a team-best 13 touchdowns ... Averaged 92.7 receiving yards per game ... Finished the season as TAMUC's first 1,000-yard receiver since 2014 ... Eclipsed the 100-yard receiving

mark in six of the Lions' 11 games ... Caught a touchdown in seven of 11 games, recording multiple touchdown receptions in four games ... Recorded at least three receptions in all 11 games ... Had three catches for 134 yards and a career-best three touchdowns against Lincoln (Calif.) (Sept. 1) ... Logged six receptions for 95 yards and a score at Tennessee Tech (Sept. 10) ... Posted seven catches for 104 yards at Sam Houston (Sept. 17) ... Matched his career best with three touchdowns on four receptions for 119 yards against North American (Sept. 24) ... Hauled in eight passes for a career-high 153 yards and a pair of touchdowns at No. 20/19 Southeastern Louisiana (Oct. 8) ... Turned in his third straight game with multiple receiving touchdowns at McNeese (Oct. 15), catching a career-best nine balls for 113 yards and two scores ... Had 102 receiving yards and a touchdown on six catches against Houston Christian (Oct. 22) ... Six catches for 42 yards against No. 9/8 UIW (Oct. 29) ... Posted four receptions for 83 yards and a touchdown against Northwestern State (Nov. 5) ... Tallied five catches for 38 yards at Nicholls (Nov. 12) ... Caught four passes for 37 yards in the season finale against Tennessee State (Nov. 19) ... Transferred to Arkansas following the season and participated in spring practice.

2021 (REDSHIRT SOPHOMORE): Played in 10 games ... Recorded 15 receptions for 297 yards (19.8 ypc) and three touchdowns ... First career reception came at No. 12 CSU Pueblo (Sept. 2) ... Caught one pass for a 74-yard touchdown against Western New Mexico (Oct. 16) ... Grabbed a season-high four catches for 36 yards at West Texas A&M (Oct. 23) ... Logged his first career multi-score game against UT-Permian Basin (Oct. 30), matching his season high with four catches for a season-best 81 yards and a pair of touchdowns.

2020 (REDSHIRT FRESHMAN): No season due to the COVID-19 pandemic.

2019 (FRESHMAN): Redshirt season ... Did not appear in any games.

HIGH SCHOOL: Two-year letter winner in football at Bishop Dunne High School ... Recorded 30 catches for 450 yards and seven touchdowns in his career... Was named Honorable Mention All-District ... National Honor Society member.

PERSONAL: Son of Kaprisha and Arthur Armstrong ... Has four siblings, Adonis Armstrong, Mark'Il Walker, Arthur Armstrong Jr. and Ariel Peterson ... Birthdate: Oct. 31, 2000 ... Posted a broad jump of 10'5" in the offseason to go with a 37" vertical jump.

CAREER RECEIVING STATS

	GP/GS	REC	YDS	AVG	TD	LNG
2021 (TAMUC)	9/3	15	297	19.8	3	74
2022 (TAMUC)	11/11	62	1020	16.5	13	96
2023	12/12	56	764	13.6	5	48
TOTAL	33/26	133	2081	15.6	21	96



RETURNING PLAYERS



#28 JEZREEL BACHERT

RB | 6-1 | 217 | R-So. | SQ
Big Sandy, Texas (Big Sandy HS)

2023 (REDSHIRT FRESHMAN): Did not see game action in his first season with the team.

HIGH SCHOOL: Played quarterback at Big Sandy High School in Big Sandy, Texas ... Passed for 1,125 yards and ran for 1,230 yards as a senior team captain, running for 11 scores and throwing eight more ... Joined the Razorbacks through an open tryout in spring of 2023 ... Participated in 2023 spring practice.

PERSONAL: Son of Garrett and Kay Bachert ... Father played football at Florida State and mother played basketball at Louisiana Tech ... Has two sisters, Keziah and Mikyla, and one brother, Gabriel ... National Army ROTC scholarship recipient, will serve a minimum of eight years in the Army upon graduation ... Played on Arkansas' club rugby team prior to joining the football program.



#37 DEVIN BALE

P | 6-3 | 203 | R-Jr. | RS
La Jolla, Calif. (La Jolla HS/Northern Colorado)

2023 (JUNIOR): Redshirted in his first season at Arkansas.

AT NORTHERN COLORADO

2022 (SOPHOMORE): Resumed his role as Northern Colorado's primary punter in year two while adding kickoff duties for the Bears ... Recorded 51 punts for 2,095 yards ... Averaged 63.9 yards per kickoff ... Compiled 32 touchbacks on 41 kickoffs ... Averaged 41.1 yards per punt ... Totaled 14 punts inside the 20-yard line ... Punted five times for 183 yards, averaging 36 yards per punt, with a long of 42 against Houston Christian (Sept. 3) ... Two of his punts vs. Houston Christian were downed inside the 20-yard line ... Kicked off four times for 260 yards with four touchbacks vs. Houston Christian ... Called on to punt six times for 245 yards with a long of 52 vs. Wyoming (Sept. 10) ... Accumulated 70 yards on two punts with one dropping inside the 20-yard line against Lamar (Sept. 17) ... Booted two punts for 80 yards with a long of 48 against Idaho State (Sept. 24), pinning one inside the 20-yard line ... Punted three times for 119 yards vs. Idaho (Oct. 1), dropping two of his punts inside the 20-yard line ... Totaled a career high 336 yards on eight punts, averaging 42 yards per punt, with a long of 54 against Sacramento State (Oct. 8) ... Dropped one punt inside the 20-yard line vs. Sacramento State ... Called on to punt six times for 254 yards, averaging 42.3 yards per punt, with a long of 56 vs. Montana State (Oct. 15) ... Entered to punt once for a season long 71 yards for a touchback against UC Davis (Oct. 22) ... Punted four times for 159 yards with a long of 48 vs. Portland State (Nov. 5), pinning one punt inside the 20-yard line ... Racked up 306 yards on seven punts with a long of 56 against Northern Arizona (Nov. 12), placing a season high three punts inside the 20-yard line ... Averaged 43.7 yards per punt against Northern Arizona ... Punted seven times for 272 yards with a long of 51 at Eastern Washington (Nov. 19) ... Also pinned two punts inside the 20-yard line against the Eagles.

2021 (FRESHMAN): Played in nine games during his freshman year, assuming primary punting duties for Northern Colorado ... Punted 52 times for 2,145 yards ... Averaged 41.3 yards per punt, which ranked 27th nationally ... Set a program record after booting an 84-yard punt vs. Sacramento State on Oct. 21 ... Pinned opponents inside the 20-yard line 15 times ... Had 10 punts over 50 yards ... Forced opponents into a fair catch 16 times ... Punted twice for 66 yards in his collegiate debut vs. Houston Baptist (Sept. 11) ... Assumed primary punting duties against Northern Arizona (Sept. 25) after punting five times for 247 yards, averaging a season high 49.4 yards per punt and pinning the Lumberjacks inside the 20-yard line twice ... Three of his punts vs. Northern Arizona went 50+ yards with a long of 56 ... Called on to punt eight times for a season high 316 yards, including two punts for 50+ yards, against Montana State (Oct. 2) with a long of 54 ... Dropped six punts for 265 yards (44.17 yards per punt) vs. Eastern Washington (Oct. 9), pinning the Eagles inside the 20-yard line twice ... Punted six times for 205 yards vs. UC Davis (Oct. 16) ... Boomed four punts for 178 yards, averaging 44.5 yards per punt, with a long of 47 vs. Southern Utah (Oct. 23) ... Also pinned opponents inside the 20-yard line a season high three times and forced two fair catches vs. Southern Utah ... Booted six punts for 277 yards, averaging 46.17 yards per punt, with a career long 84-yard punt against Sacramento State (Oct. 30) ... His 84-yarder vs. Sacramento State set a program record ... Also pinned Sacramento State inside the 20-yard line twice and forced three fair catches ... Totaled 295 yards on seven punts vs. Montana (Nov. 11) with a long of 57, dropping two punts inside the 20-yard line and recording two punts for over 50 yards ... Called on to punt eight times for 296 yards with a long of 46 against Weber State (Nov. 20), dropping two punts inside the 20-yard line.

HIGH SCHOOL: Attended La Jolla High School in La Jolla, Calif. ... Two-sport athlete playing football and soccer ... Named Eastern League Specialist of the Year ... Earned a spot on the San Diego Tribune's all-academic team.

CAREER PUNTING STATS

	GP/GS	NO.	YARDS	LG	AVG/G	FC	I20	50+
2021 (UNC)	9/0	52	2145	84	41.3	16	15	10
2022 (UNC)	11/0	51	2095	71	41.1	25	14	8
2023 - Redshirt season - did not appear in any games								
TOTAL	20/0	103	4240	84	41.2	41	29	18

RETURNING PLAYERS



#5 CAMERON BALL

DL | 6-5 | 321 | R-Jr. | 2L
Atlanta, Ga. (Tri-Cities HS)

2023 (REDSHIRT SOPHOMORE): Played in 11 games with six starts, including each of the final four games of the season ... Recorded a career-best 32 tackles to go with 1.5 tackles for loss, a half sack and a forced fumble ... Recorded a pair of tackles in season-opening victory over Western Carolina (Sept. 2) ... Made four stops vs. Kent State (Sept. 9) and one vs. BYU (Sept. 16) ... Logged a career-best six tackles at LSU (Sept. 23), including a half sack ... Earned his first start of the season vs. Texas A&M (Sept. 30), making two tackles ... Made two more stops at Ole Miss (Oct. 7) ... Did not play at Alabama (Oct. 14) due to an injury ... Recorded a tackle for loss as part of a four-tackle performance vs. Mississippi State (Oct. 21) ... Produced a single tackle in win at Florida (Nov. 4) followed by four more stops vs. Auburn (Nov. 11) ... Tallied a single stop vs. Florida International (Nov. 18) ... Logged five tackles vs. Missouri (Nov. 24).

2022 (REDSHIRT FRESHMAN): Saw action in all 13 games, including his first career start vs. Kansas in the AutoZone Liberty Bowl (Dec. 28) ... Made a pair of stops, including a solo tackle, in the season opener vs. Cincinnati (Sept. 3) ... Recorded two tackles in win over South Carolina (Sept. 10) ... Racked up two tackles for third straight game in Missouri State (Sept. 17) victory ... Made one stop vs. Alabama (Oct. 1) ... Collected a career-best five tackles at Mississippi State (Oct. 8) ... Notched his first tackle for loss at BYU (Oct. 15) as part of a three-tackle afternoon ... At Auburn (Oct. 29) made two tackles ... Recorded two tackles, including a half tackle for loss, against Liberty (Nov. 5) ... Produced four stops vs. LSU (Nov. 12) ... Made two solo tackles and three total to go with a quarterback hurry in win over Ole Miss (Nov. 19) ... Recorded two stops at Missouri (Nov. 25) ... Made three tackles, including his first career sack, to go with a forced fumble in Liberty Bowl victory over Kansas.

2021 (FRESHMAN): Redshirt season ... Played in two games ... Made collegiate debut against Georgia Southern (Sept. 18) ... Notched his first career tackle against UAPB (Oct. 23).

HIGH SCHOOL: Rated a consensus three-star prospect by 247Sports, Rivals and ESPN ... Ranked the No. 35 defensive tackle in his class by Rivals ... Rated the No. 29 overall player in Georgia by 247Sports ... Played for head coach Cuevas Dargan at Tri-Cities High School ... Played in six games as a senior making 42 tackles with 6.0 tackles for loss and 4.0 sacks ... Also broke up three passes, recovered two fumbles and forced one fumble ... As a junior played in six games, making 30 tackles with 3.0 tackles for loss and 2.0 sacks ... Also recovered one fumble and forced two fumbles ... **CHOSE ARKANSAS OVER:** Arizona State, Georgia Tech, Duke, Minnesota, Boston College and others.

PERSONAL: Born Feb. 19, 2003.

CAREER DEFENSIVE STATS

	GP/GS	UA	A	TOTAL	TFL	SACK	FF/FR	INT	QBH	PD
2021	2/0	0	1	1	0.0	0.0	0/0	0	1	0
2022	13/1	9	22	31	2.5	1.0	1/0	0	1	0
2023	11/6	7	25	32	1.5	0.5	1/0	0	0	0
TOTAL	26/7	16	48	64	4.0	1.5	2/0	0	2	0



#87 KAMRON BIBBY

WR | 6-2 | 186 | R-So. | SQ
El Dorado, Ark. (El Dorado HS)

2023 (REDSHIRT FRESHMAN): Did not see game action in his second year.

2022 (FRESHMAN): Redshirted in his first season with program as a walk-on.

PERSONAL: Born on June 15, 2004.

RETURNING PLAYERS



#43 BROOKS BOTH

LB | 6-0 | 231 | R-Sr. | 2L
Harrison, Ark. (Harrison HS)

2021 FALL SEC ACADEMIC HONOR ROLL

2023 (REDSHIRT JUNIOR): Played in four games, primarily on special teams ... Saw action against Western Carolina (Sept. 2), Kent State (Sept. 9), BYU (Sept. 16) and Missouri (Nov. 24).

2022 (REDSHIRT SOPHOMORE): Played in nine games for his first collegiate action ... Contributed on special teams but did not record any statistics.

2021 (REDSHIRT FRESHMAN): Did not appear in any games in 2021.

2020 (FRESHMAN): Redshirted and did not play in any games in 2020.

HIGH SCHOOL: Three-year varsity letter winner at Harrison High School for head coach Joel Wells as a linebacker and fullback ... Named 2019 Farm Bureau Insurance Arkansas 5A Defensive Player of the Year... Selected to the 2019 Arkansas Sports Media High School Football Super Team, which is comprised of the best 27 seniors from across the state ... Played in 37 games over three seasons for the Gobblins ... Comes from a winning culture at Harrison, which amassed a 32-6 record over his three seasons and qualified for the state playoffs each year ... Named a captain and served as the signal caller defensively from his linebacker position while contributing offensively as a reliable blocking fullback ... Finished high school career with 330 total tackles and 10.0 sacks ... As a senior made 88 total tackles (47 solo, 41 asst.) with 4.5 tackles for loss, 2.5 sacks, one forced fumble and one fumble recovery in 12 games played ... Offensively, carried the ball eight times for 67 yards (8.4 ypc) and scored one touchdown while making one reception out of the backfield and contributing 38 kickoff return yards ... In junior campaign posted 124 total tackles (50 solo, 74 asst.) over 13 games while adding 6.5 tackles for loss, 4.5 sacks and one fumble recovery ... As a fullback rushed 20 times for 142 yards (7.1 ypc), scored four touchdowns and hauled in two catches for 59 yards ... As a sophomore registered 124 total tackles (56 solo, 53 asst.) in 12 games while adding 4.0 tackles for loss and 3.0 sacks ... Ran the ball four times for 57 yards (14.3 ypc) and scored a touchdown ... In his high school debut as a sophomore, recorded 16 tackles against Mountain Home ... The following week scampered for a career-best 50-yard touchdown run versus Siloam Springs ... As a junior, part of a Gobblins squad that captured the 5A-West Conference Championship, finished the regular season 10-0 and reached the semifinals of the state playoffs ... Recognized for his contributions in a win over Huntsville by garnering Brandon Burlsworth Foundation Player of Game honors ... During senior season named Brandon Burlsworth Foundation Player of the Game for his contributions against Siloam Springs ... Also a member of the Harrison track and field team competing in discus and shotput.

PERSONAL: Born Oct. 15, 2001 ... One of the strongest Razorbacks on the team, squatting 625 pounds.

CAREER DEFENSIVE STATS

	GP/GS	UA	A	TOTAL	TFL	SACK	FF/FR	INT	QBH	PD
2022	9/0	0	0	0	0.0	0.0	0/0	0	0	0
2023	4/0	0	0	0	0.0	0.0	0/0	0	0	0
TOTAL	13/0	0	0	0	0.0	0.0	0/0	0	0	0



#72 JOSHUA BRAUN

OL | 6-6 | 346 | R-Sr. | 1L
Live Oak, Fla. (Suwannee HS/Florida)

2024 THIRD-TEAM PRESEASON ALL-SEC (PHIL STEELE) 2023 SECOND-TEAM ALL-SEC (AP)

2023 (REDSHIRT JUNIOR): Earned Second-Team All-SEC honors from the Associated Press after starting all 12 games in his first season at Arkansas ... Started the season-opening win over Western Carolina (Sept. 2) at left guard and the remaining 11 games at right guard ... His career-high 790 offensive snaps ranked second on the team according to Pro Football Focus ... Graded out at 70.7 according to PFF with a team high 79.3 grade in pass blocking ... Allowed only two sacks over 394 snaps with just three penalties ... Recorded his best overall grade of the season vs. BYU (Sept. 16) with an 84.6 aided by his season-high run-blocking grade of 89.4 ... Posted his best pass-blocking grade at Alabama (Oct. 14) with an 85.5.

AT FLORIDA

2022 (JUNIOR): Played in two games ... Saw first game action on the offensive line in the win over Eastern Washington (Oct. 2) ... Appeared on special teams in the win over Missouri (Oct. 8) ... Transferred to Arkansas following the season and participated in spring practice.

2021 (SOPHOMORE): Started in seven of the 13 games he appeared in at left and right guard ... Helped the offense stay in the top 16 in total offense all year ... Part of a line that only allowed 14 sacks/1.08 per game, tied for the seventh lowest in FBS and second in the SEC ... Blocked for Florida's 717 total yards of offense against Samford (Nov. 13), which ranked second all-time in program history and third-most by a team that season ... Anchored a line that led Florida to rank No. 23 nationally in rushing yards per game (208.7) ... Gators averaged 5.5 yards per carry to rank first in the SEC and fourth in the country ... Named to SEC Fall Academic Honor Roll.

2020 (FRESHMAN): Appeared in 11 games as a reserve offensive lineman ... Made his collegiate debut against South Carolina (Oct. 3) and recorded his first career start at Vanderbilt (Nov. 21) ... A strong contributor primarily at the guard position ... Named to SEC Fall Academic Honor Roll.

HIGH SCHOOL: A consensus four-star prospect according to 247Sports, Rivals ESPN and On3 ... No. 286 prospect in ESPN 300 rankings ... Rated the No. 11 offensive guard nationally by ESPN ... No. 20 offensive tackle in the country and No. 38 player in Florida according to 247Sports ... Played for head coach Kyler Hass at Suwannee High School in Live Oak, Fla. ... Four-year starter in Suwannee's multi-faceted rushing offense ... National Merit Scholar semifinalist ... Also played No. 2 singles and No. 1 doubles for the Suwannee tennis team, qualifying for the 2019 FHSAA Class 2A State Quarterfinals in the individual doubles section ... Committed to Georgia in June of 2019 but flipped to the Gators in December ... Chose Florida over offers from Auburn, Florida State, Miami, Michigan, South Carolina and others.

PERSONAL: Son of Mike and Karen Braun ... Father, Mike, was a four-year letterwinner as an offensive tackle for Army West Point's football team (1986-89), including the 1988 season when the Black Knights finished 9-3 and faced Alabama in the 1988 Sun Bowl ... Mother, Karen, was a four-year starter for Army

RETURNING PLAYERS

West Point's basketball team from 1985-89, playing 112 games ... Ranks No. 4 in school history in career rebounds (863) and career rebounding average (7.7), No. 6 in career field goal percentage (48.8 percent / 368 of 574) ... Has a wife, Azucena, two brothers, Trey and Parker, and three sister-in-laws, Anna Marie Braun, Esmeralda Gonzalez and Rudy Gonzalez ... Older brother, Parker, played offensive guard at Georgia Tech for three seasons (All-ACC First Team in 2017 and 2018) before he started all 12 regular season games for Texas in 2019 as a graduate transfer ... Oldest brother, Trey, was an offensive lineman at Georgia Tech from 2011-15 (All-ACC Honorable Mention as a senior).



#11
JAYLON BRAXTON

DB | 6-0 | 190 | So. | 1L
Frisco, Texas (Lone Star HS)

2023 FRESHMAN ALL-SEC (COACHES)

2023 MIDSEASON FRESHMAN ALL-AMERICAN (THE ATHLETIC)

2023 (FRESHMAN): Earned Freshman All-SEC honors from the league's coaches after playing in nine games with six starts in his first season ... Led the team with eight pass break-ups while recording 20 tackles, one forced fumble, one fumble recovery and one interception ... Made three tackles and broke up a pass in his collegiate debut in win over Western Carolina (Sept. 2) in season opener ... Earned his first start vs. BYU (Sept. 16), making a pair of stops with a pass break-up ... Broke up a pass at LSU (Sept. 23) ... Recorded three tackles vs. Texas A&M (Sept. 30) ... Logged three tackles and broke up a pair of passes at Ole Miss (Oct. 7) ... Made two tackles vs. Mississippi State (Oct. 21) ... Earned SEC Freshman of the Week for his big game at Florida (Nov. 4), forcing a fumble and returning it 33 yards for a touchdown to go along with a season-best four

tackles ... Broke up a season-high three tackles and picked off his first pass vs. Auburn (Nov. 11) adding three tackles ... Missed the final two games of the season with an injury.

HIGH SCHOOL: Enrolled early at Arkansas and participated in spring practice ... A consensus four-star prospect according to 247Sports, Rivals, ESPN and On3 ... No. 141 prospect in Top247 rankings ... No. 217 prospect in ESPN 300 rankings ... No. 208 prospect in Rivals250 rankings ... Rated the No. 8 cornerback nationally and the No. 9 player in Texas by On3 ... Rated the No. 12 cornerback in the country and the No. 26 player in Texas by 247Sports ... Played on both sides of the ball for Jeff Rayburn at Lone Star High School in Frisco, Texas ... As a sophomore on the varsity squad, caught one pass for a 23-yard touchdown ... Racked up 20 tackles, recorded a pair of interceptions and totaled seven pass breakups ... Returned nine kickoffs for 275 yards (30.6 avg), including a season-long 82-yard touchdown return ... As a junior, totaled 38 receptions for 467 yards (12.3 ypc) and two touchdowns ... As a senior, caught 41 passes for 566 yards (13.8 ypc) and six touchdowns ... Also completed one pass for a 10-yard touchdown ... Totaled 27 tackles, including 1.0 tackle for loss ... Recorded 10 pass breakups and five interceptions ... Blocked one field goal ... Returned eight punts for 99 yards and a touchdown ... Had one kick return for 55 yards ... **CHOSE ARKANSAS OVER:** Baylor, Boston College, Cal, Colorado, Illinois, Kansas, Kansas State, LSU, Maryland Miami (FL), Michigan State, Nebraska, Northwestern, Oklahoma State, Ole Miss, Oregon State, Penn State, SMU, Stanford, TCU, Tennessee, Utah, Vanderbilt and others.

PERSONAL: Son of Ronnie and Brandy Braxton ... Has two siblings, Braylon and Kaylah ... Brother, Braylon, plays football at Marshall ... Birthdate: March 25, 2004.

CAREER DEFENSIVE STATS

	GP/GS	UA	A	TOTAL	TFL	SACK	FF/FR	INT	QBH	PD
2022	9/6	11	9	20	0.0	0.0	1/1	1	0	8
TOTAL	9/6	11	9	20	0.0	0.0	1/1	1	0	8



RETURNING PLAYERS



#5 TYRONE BRODEN

WR | 6-7 | 202 | *R-Sr. | 1L
Detroit, Mich. (West Bloomfield HS/BGSU)

2023 (REDSHIRT SENIOR): Started four games and played in all 12 games in his first year at Arkansas, catching 15 passes for 109 yards and three touchdowns while also serving as a key member on special teams ... Caught one pass for three yards in win over Western Carolina (Sept. 2) ... Recorded the first rush of his career with a nine-yard run vs. BYU (Sept. 16) to go with one catch for 12 yards ... Earned his first start and hauled in his first TD - a 19-yard catch - as a Hog at LSU (Sept. 23) as part of three catches for 31 yards ... Caught two passes for 23 yards at Ole Miss (Oct. 7) ... Posted two catches for 15 yards vs. Mississippi State (Oct. 21) ... Snagged the game-winning touchdown in overtime victory at Florida (Nov. 4), caught three passes for 15 yards in the program's first-ever win at Florida ... One catch for six yards vs. Auburn (Nov. 11) and two catches for four yards vs. Florida International (Nov. 18), including a four-yard touchdown catch vs. FIU.

AT BOWLING GREEN STATE

2022 (REDSHIRT JUNIOR): Played in all 13 games, catching 32 passes for 506 yards and a team-high seven touchdowns ... His 32 receptions ranked fourth on the team and 506 yards were second ... Caught two passes for 14 yards in season opener at UCLA (Sept. 3) ... Recorded his first touchdown of the season with a 20-yard reception against Eastern Kentucky (Sept. 10) ... Snagged a pair of passes for 34 yards, including a 28-yarder, vs. Marshall (Sept. 17) ... At Mississippi State (Sept. 24), caught two passes for 30 yards and a score ... Hauled in a 44-yard reception as one of three catches on the day for 61 yards at Akron (Oct. 1) ... Caught two passes for 39 yards vs. Buffalo (Oct. 8) ... Three catches for 42 yards against Miami (OH) (Oct. 15) ... Made a significant impact at Central Michigan (Oct. 22) with a season-high two touchdowns as part of a three-catch, 53-yard performance ... Registered 15 yards on two receptions in first MACTION game of the season vs. Western Michigan (Nov. 2) to become the 40th player in program history to record 1,000 yards receiving in his career ... Recorded the best performance of his career with eight catches for 84 yards and a TD vs. Kent State (Nov. 9) ... Proved to be a deep threat at Ohio (Nov. 22) with 81 yards on just two catches, including a 44-yard touchdown in the first quarter ... Caught a fourth quarter touchdown pass in Quick Lane Bowl vs. New Mexico State (Dec. 26) ... Transferred to Arkansas following the season to participate in spring practice.

2021 (REDSHIRT SOPHOMORE): Emerged as a playmaker for the Falcons in his third year, playing in 11 games - nine starts - and hauling in 36 passes for 596 yards and five touchdowns ... His 596 yards receiving and five touchdown catches led the Falcons with his 35 receptions ranking third ... Caught three passes for a team-high 76 yards in his season debut vs. South Alabama (Sept. 11) ... Followed up with a season-best six receptions for 52 yards in win over Murray State (Sept. 18) ... Caught four passes for 44 yards at Minnesota (Sept. 25) ... Found the end zone for the first time on a four-yard pass as part of a five-catch day that went for 75 yards at Kent State (Oct. 2) ... Recorded his first 100-yard game with 111 yards on just four catches with two going for scores vs. Akron (Oct. 9) ... Caught two passes for 53 yards, including a 44-yard pass, at Northern Illinois (Oct. 16) ... Registered three catches for 22 yards vs. Eastern Michigan (Oct. 23) ... Went over 100 yards receiving again in a victory at Buffalo (Oct. 30) catching four passes for 110 yards and two TDs, including a 64-yard score to open the fourth quarter ... Hauled in five passes for 53 yards at Miami (OH) (Nov. 16) in his final game of the season.

2020 (REDSHIRT FRESHMAN): Started all five games in pandemic-shortened season, catching six passes for 97 yards ... Had one reception for 37 yards vs. Kent State (Nov. 10) ... Caught one pass for 13 yards against Buffalo (Nov. 17) ... Recorded a season-best two catches for 20 yards at Akron (Dec. 5).

2019 (FRESHMAN): Played in three games in his first year on campus while redshirting ... Did not record any stats.

HIGH SCHOOL: Helped lead West Bloomfield High School to a 9-3 mark as a senior ... Listed as the No. 56 recruit on Detroit News' Blue Chip List ... Earned Oakland Activities Association Red All-League honors ... Named Detroit News All-North Football Team honorable mention ... A three-star recruit according to 247Sports and the No. 51 athlete in the state of Michigan.

PERSONAL: Son of Tyrone Broden Sr. and Felicia Streater ... Has two sisters - Tylicia and Tajanea Broden ... Was the tallest wide receiver in the nation in 2022, sharing that distinction with three other players ... TRANSFERRED TO ARKANSAS OVER: Colorado, Oklahoma, Oklahoma State, Penn State, Pittsburgh, Syracuse, Texas A&M, Washington State, among others.

CAREER RECEIVING STATS

	GP/GS	REC	YDS	AVG	TD	LNG
2019 (BGSU)	3/0	0	0	0.0	0	0
2020 (BGSU)	5/5	6	97	16.2	0	37
2021 (BGSU)	11/9	36	596	16.6	5	64
2022 (BGSU)	13/7	32	506	15.8	7	44
2023	12/4	15	109	7.3	3	19
TOTAL	44/25	89	1308	14.7	15	64



RETURNING PLAYERS



#74 LUKE BROWN

OL | 6-6 | 311 | R-Fr. | RS
Paris, Tenn. (Paris HS)

2023 (FRESHMAN): Redshirted during his first season at Arkansas.

HIGH SCHOOL: Enrolled early but missed spring practice due to a knee injury ... A consensus four-star prospect according to 247Sports, Rivals and ESPN ... No. 252 prospect in ESPN 300 rankings ... Rated the No. 8 player in Tennessee and the No. 15 offensive tackle in the country by 247Sports Composite ... Played for head coach James Counce at Henry County High School in Paris, Tenn. ... As a senior, registered 127 pancake blocks on the offensive line and helped the Patriots post an 11-3 overall record with a 5-0 mark in 5A Region 7 play to earn a first-place finish ... **CHOSE ARKANSAS OVER:** Auburn, Florida State, Georgia, Georgia Tech, Illinois, Indiana, Kansas, Kentucky, Louisville, Michigan State, Minnesota, Mississippi State, Missouri, Ole Miss, Tennessee, Vanderbilt, Virginia, Virginia Tech and others.

PERSONAL: Son of Gordy and Jennifer Brown ... Has one brother, Jace ... Birthdate: Nov. 12, 2004.



#90 VITO CALVARUSO

K | 6-3 | 204 | R-Sr. | 2L
Jefferson City, Mo. (Helias Catholic HS/Wisconsin)

2023 (SENIOR): Sat out during season due to multiple transfer rules after transferring back to Arkansas from Wisconsin.

AT WISCONSIN

2022 (JUNIOR): Kicked in two games for Wisconsin in his lone year with the Badgers ... Went a perfect 7-for-7 on extra points and 1-for-3 on field goal attempts.

AT ARKANSAS

2021 (SOPHOMORE): Played in 12 games as the team's kickoff specialist, averaging 64.8 yards per kick - good for fifth in the nation ... His 63 touchbacks ranked sixth in the FBS with his touchback percentage of 85.14% ranking fourth nationally (63-of-74).

2020 (FRESHMAN): Played in all 10 games, serving as the Razorbacks kickoff specialist ... Totaled 48 kickoffs for 3,087 yards (64.3 ypk) with 33 touchbacks and four kickoffs out of bounds ... Made two tackles on kickoffs, both in his first career game against Georgia (Sept. 26) ... According to Pro Football Focus, posted a season kickoff grade of 79.3 and earned a season-best 73.4 game grade against LSU (Nov. 21).

HIGH SCHOOL: Played four years of varsity football for head coach Chris Hentges at Helias High School ... Two-time Missouri Class 4 All-State First Team selection in 2018 and 2019 ... Three-time Missouri Central All-District selection ... Tabbed to the Missouri Central All-District Team at both the kicker and punter positions as a senior ... Named a Kicking World All-American as a junior ...

Named Capital City Area Player of the Year by Sports Locker Magazine ... Part of a Helias High School program that qualified for the Missouri Class 4 state playoffs in each of his four seasons ... Rated a five-star kicker, four-star punter and No. 20 overall kicker in the nation by Kohl's Kicking ... Possesses a strong leg and excels at kickoffs ... Competed at the Kicking World National Showcase in Austin, Texas and finished first in the kickoff competition ... Attended the Kohl's 2019 Midwest December Showcase and impressed during the kickoff charting phase ... Connected on 25-of-31 field goal attempts and 122-of-129 extra point attempts during his high school career ... Over his last two high school seasons, 80 percent of kickoffs resulted in touchbacks ... Owns Helias High School records of 11 field goals in a single-season and 25 career field goals ... Converted 11-of-15 field goals attempts and 42-of-43 extra point attempts as a senior ... Averaged 39.4 yards per punt as a senior, registering a long of 67 yards ... Also threw a 20-yard touchdown pass on a botched field goal try ... Drilled a Helias High School record 50-yard field goal in a 27-20 win against Rock Bridge ... Member of a Crusaders squad that finished 9-2 and reached the district semifinal ... As a junior in 2018, totaled 42 touchbacks on 56 kickoffs, made 9-of-11 field goal attempts and drilled 42-of-43 extra point attempts ... Reached the district semifinal as a junior ... As a sophomore part of an 8-4 team that qualified for the district championship ... Was also a member of the Helias High School golf team ... **CHOSE ARKANSAS OVER:** Mississippi State, Army, Iowa State, Memphis, Virginia Tech and others.

PERSONAL: Born March 11, 2002.

CAREER KICKING STATS

	GP/GS	MADE	ATT	LG	PCT
2020	10/0	0	0	0	0.0
2021	12/0	0	0	0	0.0
2022 (UW)	2/0	1	3	28	33.3
2023 - Redshirt season - did not appear in any games					
TOTAL	24/0	1	3	28	33.3



#17 HUDSON CLARK

DB | 6-2 | 189 | *R-Sr. | 4L
Dallas, Texas (Highland Park HS)

2023 FIRST-TEAM ACADEMIC ALL-AMERICAN

2023 NFF HAMPSHIRE HONOR SOCIETY MEMBER

2023, 2022 BURLSWORTH TROPHY NOMINEE

2022 FIRST-TEAM ALL-SEC (USA TODAY)

2022 JIM THORPE AWARD PLAYER OF THE WEEK

2022 FALL DEAN'S LIST - WALTON COLLEGE OF BUSINESS

2020 SEC FRESHMAN OF THE WEEK

2020 JIM THORPE AWARD PLAYER OF THE WEEK

2020, 2021, 2022 FALL SEC ACADEMIC HONOR ROLL

2023 (REDSHIRT SENIOR): Became the 21st Razorback in school history to earn First-Team Academic All-America honors after playing in all 12 games with 10 starts at multiple positions in the secondary ... Recorded 51 tackles with a career-best 4.5 tackles for loss, four pass break-ups, one fumble recovery, a half sack and his fifth career interception ... Picked off a pass in season-opening win over Western Carolina (Sept. 2) to go with a pair of tackles and one tackle for loss ... Logged one stop vs. Kent State (Sept. 9) ... Recovered a fumble and made two tackles vs. BYU (Sept. 16) ... Recorded a season-best eight

RETURNING PLAYERS

tackles at LSU (Sept. 23), including five solo ... Broke up a pass and posted six tackles vs. Texas A&M (Sept. 30) ... Made four stops, including a tackle for loss, at Ole Miss (Oct. 7) ... Split his first career sack at Alabama (Oct. 14) as part of a five-tackle performance ... Posted five tackles for the second straight week vs. Mississippi State (Oct. 21) ... Extended his streak to seven straight games with at least four tackles with five stops at Florida (Nov. 4) and five more vs. Auburn (Nov. 11) ... Recorded a tackle for loss and three tackles in late-season win over Florida International (Nov. 18) ... Broke up a pass to go with five solo tackles and one tackle for loss vs. Missouri (Nov. 24).

2022 (REDSHIRT JUNIOR): Posted career bests in games (13), starts (10) and tackles (67) while seeing playing time and starting in multiple positions in the secondary while earning first-team All-SEC honors from USA Today ... Former walk-on nominated for Burlsworth Trophy ... His 67 tackles ranked fourth on the team with his 11 pass breakups leading the team ... His two forced fumbles and two fumble recoveries were tied for the team lead ... Made three tackles, forced a fumble and broke up a pass in season-opening win over Cincinnati (Sept. 3) ... Recovered a fumble and made three tackles with pass breakup in win over South Carolina (Sept. 10) ... Broke up a pass and made one tackle vs. Texas A&M (Sept. 24) ... Recorded his first tackle for loss of the season against Alabama (Oct. 1) to go with three stops and a forced fumble ... Saw his first significant action at safety at Mississippi State (Oct. 18), making eight tackles and break up three passes ... Enjoyed a monster performance in win at BYU (Oct. 15), earning SEC Defensive Player of the Week and Paycom Jim Thorpe Award Player of the Week honors after recording a career-best 11 tackles, recovering a fumble and picking off a pass to set up a touchdown before halftime ... Made four tackles, including one for loss, in win at Auburn (Oct. 29) ... Recorded seven tackles vs. Liberty (Nov. 5) ... Broke up a pair of passes and made nine tackles vs. LSU (Nov. 12) ... Notched eight stops in win over Ole Miss (Nov. 19) ... Logged a career-best two tackles for loss as part of his four stops at Missouri (Nov. 25) ... Made four tackles in AutoZone Liberty Bowl victory vs. Kansas (Dec. 28).

2021 (REDSHIRT SOPHOMORE): Played in 12 games with four starts ... Finished with 22 tackles, one tackle for loss and one pass breakup ... According to Pro Football Focus, played in 545 snaps with 392 on defense and 153 on special teams ... Recorded nine games with at least one tackle ... Totaled five games with multiple tackles ... Recorded one assisted stop in win over Texas (Sept. 11) ... Logged one solo tackle in win against Texas A&M (Sept. 25) ... Registered two stops at Georgia (Oct. 2) ... Made one solo tackle at Ole Miss (Oct. 9) ... Logged first start of the season against Auburn, filing three tackles against the Tigers (Oct. 16) ... Carded his second game of the season with three tackles in win over Mississippi State (Nov. 6) ... Recorded one solo stop in road victory at LSU (Nov. 13) ... Tied his career high in tackles with seven and a tackle for loss in win over Missouri (Nov. 26) ... Finished with three tackles and a pass breakup in Outback Bowl win against Penn State (Jan. 1).

2020 (REDSHIRT FRESHMAN): Played in eight games and made seven starts at cornerback as a walk-on ... Team's fifth-leading tackler, posting 47 stops (32 solo) and tied for the team lead making three interceptions ... Tied for fifth on the team breaking up three passes ... Saw his first collegiate action in the win at Mississippi State (Oct. 3), playing 49 snaps and making two tackles ... Earned his first career start the following week at Auburn (Oct. 10), making seven tackles, all solo, with a pass broken up ... Turned in a career performance against Ole Miss (Oct. 17), registering five tackles and three interceptions in the win ... He tied the school record for second-most picks in a single-game and tied for third in the SEC record book ... First freshman in Arkansas history to intercept three passes in the same game and first SEC freshman since Mississippi State's Darren Williams in 2003 against Troy ... Earned SEC co-Freshman of the Week, Jim Thorpe Award Player of the Week and PFF College MVP for his performance

against the Rebels ... Registered nine tackles at Texas A&M (Oct. 31), wrapping up seven solo stops ... Broke up his second pass of the year and made three tackles in the win over Tennessee (Nov. 7) ... Logged seven tackles at Florida (Nov. 14) ... Totaled first double-digit tackle game, making a career-high 10 stops with his first career tackle for loss at Missouri (Dec. 5) ... Did not play in the season finale against Alabama (Dec. 12) ... During the season, head coach Sam Pittman announced on SEC Network that Clark will receive a scholarship in January ... According to Pro Football Focus, saw action in 592 defensive and 53 special teams snaps ... Recorded a season-high defensive grade of 81.7 against Ole Miss.

2019 (FRESHMAN): Did not play during the 2019 season.

HIGH SCHOOL: Four-year letterwinner at Highland Park High School in Dallas, Texas, winning three 5A state championships ... First team all-state selection as a senior and first team all-district all-district as a senior and junior ... 31-1 as a varsity starter for his career, losing only his first start ... Tabbed academic all-state in 2015 and 2016 ... Team captain as a senior for the Scots, helping the team to a spotless 16-0 record and the program's third consecutive 5A State Championship ... Finished the year with 40 tackles, 31 solo, three for loss and nine interceptions ... Earned Dave Campbell's Texas Football Player to Watch and Dallas Morning News Player of the Week in senior season ... Posted 55 total stops as a junior in 2017, with 46 unassisted, along with 14 passes defended, two interceptions, two fumbles recovered and a fumble forced, pushing Highland Park to a 15-1 overall mark ... A three-sport athlete, also lettering in basketball and track and field as a junior and senior.

PERSONAL: Born Feb. 17, 2001 ... Son of Travis and Jennifer Clark, both graduates of the University of Arkansas ... Dad, Travis, works for the Dallas Cowboys as Senior Director of Suites & Events ... Grandfather, Ronnie Clark, is in the Arkansas High School Coaches Association Hall of Fame after a 27-year tenure as head football coach of Berryville ... Graduated Magna Cum Laude in the Fall of 2022 with a degree in finance and a minor in marketing ... Pursuing his MBA in finance at the Walton College of Business.

CAREER DEFENSIVE STATS

	GP/GS	UA	A	TOTAL	TFL	SACK	FF/FR	INT	QBH	PD
2020	8/7	32	15	47	1.0	0.0	0/0	3	0	3
2021	12/4	9	13	22	1.0	0.0	0/0	0	0	1
2022	13/10	33	34	67	4.0	0.0	2/2	1	0	11
2023	12/10	31	20	51	4.5	0.5	0/1	1	1	4
TOTAL	45/31	105	82	187	10.5	0.5	2/3	5	1	19



RETURNING PLAYERS



#21 EMMANUEL CRAWFORD

RB | 5-10 | 178 | R-Fr. | RS
Grove, Okla. (Grove HS)

2023 (FRESHMAN): Redshirted in his first season at Arkansas.

HIGH SCHOOL: Attended Grove High School in Grove, Okla. ... 2022-23 Gatorade Oklahoma Football Player of the Year ... Concluded his high school career with the most career rushing yards (6,777 yards) in 5A history ... 93 career rushing touchdowns and 13 career receiving scores ... As a senior, led Ridgerunners to a 13-1 record and semifinals of 5A playoffs ... Rushed for 2,304 yards and 36 touchdowns on 230 carries, averaging 10 yards per attempt and 235.3 rushing yards per game ... Caught 19 passes for 546 yards, averaging 28.7 yards per reception, and seven receiving touchdowns ... Also returned a punt 60 yards for a touchdown.



#53 TY'KIEAST CRAWFORD

OL | 6-5 | 325 | *Sr. | 3L
Carthage, Texas (Carthage HS/Charlotte)

2023 (SENIOR): Played in nine games with four starts on the offensive line while also serving on special teams ... Allowed two sacks over 146 pass plays according to Pro Football Focus, committing only one penalty ... Earned the opening-day start at right guard in the win over Western Carolina (Sept. 2), posting a pass blocking grade of 84.9 according to PFF ... Started the final three games of the season at right tackle, getting the nod vs. Auburn (Nov. 11), vs. Florida International (Nov. 18) and Missouri (Nov. 24).

2022 (JUNIOR): Played in 10 games, including two starts (LSU, Kansas) ... Saw action on the offensive line and also special teams ... According to Pro Football Focus, played 114 snaps on the offensive line and 51 more on special teams ... Allowed two sacks over 47 pass plays (1 vs. LSU, 1 vs. Missouri) ... Helped pave the way for the running game to rush for 3,077 yards (10th-most in school history) and gain 6,128 total yards (2nd-most in school history).

2021 (SOPHOMORE): Appeared in all 13 games, primarily on special teams and at right tackle ... According to Pro Football Focus, played 107 total snaps during the season with 72 on special teams and 35 at right tackle ... Recorded a season-high 29 snaps, including 22 at right tackle, in win over Mississippi State (Nov. 6).

AT CHARLOTTE

2020 (FRESHMAN): Played his first season at Charlotte, playing in six games and started three on the 49ers the offensive line ... Saw all of his action at right tackle, playing 151 snaps, according to Pro Football Focus ... Did not allow a sack on 55 pass blocking plays ... Turned in a season-high pass blocking grade of 76.5 against Duke.

HIGH SCHOOL: Four-star prospect by ESPN.com, 247Sports and Rivals.com ... Had a reported 19 Power 5 scholarship offers ... 247Sports ranks him as the 19th-best offensive tackle in the country ... Carthage went 16-0 and won the 4A

D1 state championship with a 42-28 victory over La Vega in his senior season ... In his junior year, the Bulldogs were 14-1 and won their region in the state playoffs to reach the state's 4A D1 semifinals.

PERSONAL: Born March 19, 2001 ... Parents are Lakeshia Watts and Derrick Jones ... Has a sister, Aaliyah Fagan ... Enjoys music and watching Hulu.



#0 NICO DAVILLIER

DL | 6-4 | 272 | Jr. | 2L
Maumelle, Ark. (Maumelle HS)

2023 (SOPHOMORE): Saw action in all 12 games, earning time on the defensive line and special teams ... Recorded career-highs with 11 tackles with 3.5 tackles for loss and one sack ... Made one tackle in each of the first two games of the season in wins over Western Carolina (Sept. 2) and Kent State (Sept. 9) ... Posted 1.5 tackles for loss with two tackles at Ole Miss (Oct. 7) ... Notched his first career sack vs. Mississippi State (Oct. 21) ... Recorded a career-high three stops vs. Auburn (Nov. 11) ... Made two tackles with one tackle for loss in win over Florida International (Nov. 18) and one tackle vs. Missouri (Nov. 24).

2022 (FRESHMAN): Played in 12 games as a true freshman but did not record any stats ... Saw his most action on special teams (66 snaps according to Pro Football Focus) while also earning time on the defensive line.

HIGH SCHOOL: Rated a four-star prospect by Rivals and a three-star prospect by 247Sports and ESPN ... Rated the No. 4 player in Arkansas and No. 22 strongside defensive end by Rivals ... Played on the offensive line for Kirk Horton at Maumelle High School ... Also saw action as a wildcat quarterback for the Hornets ... Posted 74 tackles with 26.0 tackles for loss, 2.0 sacks, 15 quarterback hurries, three forced fumbles and one pass broken up in his senior season ... As a junior, made 39 tackles, 10.0 tackles for loss, 3.0 sacks and one forced fumble ... Started on the defensive line as a sophomore and helped the team to an 8-3 record and state playoff appearance ... Also played basketball at Maumelle, averaging 10.6 points and 6.2 rebounds per game for a team that reached the state title game ... CHOSE ARKANSAS OVER: Nebraska, Oklahoma, Georgia, Auburn and others.

PERSONAL: Originally from New Orleans, La. ... Son of Patrick and Veronica Davillier ... Has three sisters, Latoya, Epiphany and Gimyah, and two brothers, Patrick III and Anthony ... Born Jan. 1, 2004.

CAREER DEFENSIVE STATS

	GP/GS	UA	A	TOTAL	TFL	SACK	FF/FR	INT	QBH	PD
2022	12/0	0	0	0	0.0	0.0	0/0	0	0	0
2023	12/0	4	7	11	3.5	1.0	0/0	0	1	0
TOTAL	24/0	4	7	11	3.5	1.0	0/0	0	1	0

RETURNING PLAYERS



#23 CARSON DEAN

LB | 6-4 | 231 | R-Fr. | RS
Frisco, Texas (Hebron HS)

2023 (FRESHMAN): Redshirted during his first season, playing in the season-opening win over Western Carolina (Sept. 2).

HIGH SCHOOL: Enrolled early at Arkansas and participated in spring practice ... A four-star prospect according to Rivals ... Rated the No. 21 outside linebacker in the country and the No. 65 player in Texas by Rivals ... Played for head coach John Towels III at Hebron High School in Carrollton, Texas ... As a junior, racked up 68 total tackles with 15.0 tackles for loss and 8.0 sacks ... Had 16 quarterback hurries on the season ... Broke up four passes and recorded one interception ... Responsible for two forced fumbles ... Earned Texas 6-6A first-team all-district honors at outside linebacker ... As a senior, recorded 85 total tackles, including 21.0 tackles for loss and 1.0 sack ... Logged three quarterback hurries ... Tallied four pass breakups and two interceptions ... Forced one fumble and recovered two fumbles ... Also blocked two kicks ... **CHOSE ARKANSAS OVER:** Baylor, Colorado, Indiana, Kansas, LSU, Missouri, Nebraska, Ole Miss, Purdue, TCU, Texas, Texas Tech, Washington and others.

PERSONAL: Son of Tommy and DeAnn Dean ... Has a sister, Anna Claire, and a brother, Connor ... Birthdate: Jan. 28, 2005.

CAREER DEFENSIVE STATS

	GP/GS	UA	A	TOTAL	TFL	SACK	FF/FR	INT	QBH	PD
2023	1/0	0	0	0	0.0	0.0	0/0	0	0	0
TOTAL	1/0	0	0	0	0.0	0.0	0/0	0	0	0



#88 DAVION DOZIER

WR | 6-4 | 205 | R-Fr. | RS
Moody, Ala. (Moody HS)


2023 (FRESHMAN): Redshirted in his first season, playing in three games ... Caught one pass for 14 yards and a touchdown in his collegiate debut vs. Western Carolina (Sept. 2).

HIGH SCHOOL: A four-star prospect according to Rivals and On3 ... Rated the No. 22 player in Alabama and the No. 43 wide receiver in the country by Rivals ... Played for head coach Jake Ganus at Moody High School in Moody, Ala. ... As a junior, caught 51 passes for 833 yards (16.3 ypc) and 12 touchdowns ... Also returned five kicks for 113 yards (22.6 avg) ... As a senior, posted 59 receptions for 1,325 yards (22.5 ypc) and 19 touchdowns ... Had one kickoff return for 65 yards ... Selected to play in the 2022 Alabama-Mississippi All-Star Football Classic ... Son of Jettie Dozier ... Has two sisters, Anyrie Smith and Mariah Smith ... Birthdate: March 3, 2005 ... **CHOSE ARKANSAS OVER:** Duke, Georgia Tech, Maryland, South Carolina, Tennessee and others.

CAREER RECEIVING STATS

	GP/GS	REC	YDS	AVG	TD	LNG
2023	3/0	1	14	14.0	1	14
TOTAL	3/0	1	14	14.0	1	14

RETURNING PLAYERS



#7 RASHOD DUBINION

RB | 5-10 | 199 | JR. | 2L
Ellenwood, Ga. (Cedar Grove HS)

2023 (SOPHOMORE): Played in 10 games with a pair of starts, rushing for 260 yards on 82 carries with one touchdown to go with 14 receptions for 85 yards and a TD ... Ran three times for 15 yards with one catch for a one-yard touchdown in season-opening victory over Western Carolina (Sept. 2) ... Rushed for his first touchdown of the season on a one-yard run vs. Kent State (Sept. 9), carrying the ball 10 times for 34 yards ... Ran for 47 yards on 13 carries with one catch for seven yards vs. BYU (Sept. 16) ... Carried the ball a season-high 15 times for a season-best 78 yards with three receptions for 35 yards at LSU (Sept. 23) ... Recorded three yards on six carries vs. Texas A&M (Sept. 30) ... Caught two passes for 15 yards with 10 yards on four carries at Ole Miss (Oct. 7) ... Earned his first start of the season at Alabama (Oct. 14), running for 26 yards on 14 carries with one catch for a 14-yard score ... Started vs. Mississippi State (Oct. 21) catching a season-high five passes for 11 yards to go with 14 rushes for 47 yards ... Missed games at Florida and vs. Missouri (Nov. 24) due to injury.

2022 (FRESHMAN): Played in all 13 games as a true freshman, starting the AutoZone Liberty Bowl victory over Kansas (Dec. 28) ... Ran for 293 yards (fourth on the team) and five touchdowns (third-most on team) on 71 carries ... Added 12 catches for 108 yards and a score ... Made his collegiate debut in win over Cincinnati (Sept. 3) with two carries for 16 yards and a reception for 29 yards ... Carried the ball eight times for 15 yards and his first career touchdown, a one-yard run in win vs. South Carolina (Sept. 10) ... Ran for five yards on two carries in victory vs. Missouri State (Sept. 17) ... Ran for 17 yards on two carries vs. Texas A&M (Sept. 24) ... Gained 10 yards on four carries and hauled in one pass for 14 yards vs. Alabama (Oct. 1) ... Ran for a then career-best 28 yards on seven carries at Mississippi State (Oct. 8) ... Caught a career-best four passes for 40 yards and his first career receiving touchdown in win at BYU (Oct. 15), adding 16 yards rushing on four carries ... Scored twice on just five carries and 11 yards in win at Auburn (Oct. 29) ... Ran for 40 yards on six carries in win vs. Ole Miss (Nov. 19) ... Gained 26 yards on six carries at Missouri (Nov. 25) ... Produced his best game of the season in win over Kansas, running for 112 yards and two touchdowns on 20 carries to go with three receptions for 19 yards.

HIGH SCHOOL: Enrolled early at Arkansas and participated in spring practices ... Rated a four-star prospect by Rivals and a three-star prospect by 247Sports and ESPN ... The No. 37 player in Georgia and No. 21 athlete in the nation according to 247Sports ... Played for head coach John Adams at Cedar Grove High School ... Won a state championship, helping the team to a 12-3 record as a senior ... Ran 180 times for 1,565 yards (8.7 ypc) and 22 touchdowns and added 10 catches for 149 yards (14.9 ypc) with a touchdown ... Contributed three kick-off returns for 205 yards (68.3 ypr) and a touchdown ... As a junior rushed 72 times for 536 yards (7.4 ypc) and nine touchdowns and caught eight passes for 129 yards (16.1 ypc) and three touchdowns ... As a freshman, played for head coach Jimmy Smith at Cedar Grove, former Arkansas running backs coach ... Totaled 61 rushes for 501 yards (8.2 ypc) and seven touchdowns and returned two punts for touchdowns on a 14-1 team that won the state championship ... **CHOSE ARKANSAS OVER:** Georgia, Baylor, Florida, Auburn, Ole Miss and others.

PERSONAL: Son of Byron Scott and Lawanda Dubinion, has two brothers, Jaquez and Armond, and two sisters, Arkeyviondra and Neeorayah ... Born November 12, 2003.

CAREER RUSHING STATS

	GP/GS	ATT	YDS	AVG.	TD	LNG
2022	13/1	71	293	22.5	5	26
2023	10/2	82	260	26.0	1	15
TOTAL	23/3	153	553	24.0	6	26

CAREER RECEIVING STATS

	GP/GS	REC	YDS	AVG	TD	LNG
2022	13/1	12	108	9.0	1	29
2023	10/2	14	85	6.1	1	26
TOTAL	23/3	26	193	7.4	2	29



#80 SHAMAR EASTER

TE | 6-5 | 227 | R-Fr. | RS
Ashdown, Ark. (Ashdown HS)

2023 (FRESHMAN): Redshirted in his first season as a Razorback.

HIGH SCHOOL: A consensus four-star prospect according to 247Sports, Rivals, ESPN and On3 ... No. 157 prospect in Rivals250 rankings ... No. 158 prospect in Top247 rankings ... No. 201 prospect in ESPN 300 rankings ... The consensus No. 1 player in Arkansas by 247Sports, Rivals, ESPN and On3 ... Rated the No. 6 tight end nationally by ESPN ... No. 7 tight end in the country according to 247Sports Composite, Rivals and On3 Consensus ... Played for head coach Matt Richardson at Ashdown High School in Ashdown, Ark. ... As a junior, caught 30 passes for 519 yards (17.3 ypc) and five touchdowns ... As a senior, made 15 catches for 160 yards (10.7 ypc) and rushed six times for 116 yards and a touchdown ... Responsible for 12 pancake blocks ... **CHOSE ARKANSAS OVER:** Arizona State, Auburn, Florida State, Kansas, Michigan State, Ole Miss, Tennessee, Texas A&M and others.

PERSONAL: Has two siblings, Nevaeh Easter and Mykei Hopkins ... Birthdate: Jan. 18, 2005.

RETURNING PLAYERS



#73
BROOKS EDMONSON

OL | 6-4 | 313 | R-So. | 1L
Bryant, Ark. (Bryant HS)

2023 (REDSHIRT FRESHMAN): Earned playing time in 11 games during his second season, seeing the field in the team's final 11 games ... Primarily used on special teams as part of field goal/extra point protection ... Saw action on the offensive line in victory vs. Florida International (Nov. 23).

2022 (FRESHMAN): Redshirted in his first season as a Razorback.

HIGH SCHOOL: Helped pave the way for a potent Bryant offense that led the Hornets to 42 straight wins and four straight Class 7A state titles ... Originally committed to Princeton before accepting preferred walk-on offer with Arkansas ... Blocked for Bryant QB Austin Ledbetter, who pitched for the Razorbacks before joining the football team as a quarterback in the spring of 2024.



#26
CHRISTIAN FORD

DB | 6-0 | 184 | R-Fr. | RS
McKinney, Texas (McKinney HS)

2023 (FRESHMAN): Redshirted in his first season as a Razorback.

HIGH SCHOOL: A consensus three-star prospect according to 247Sports, Rivals, ESPN and On3 ... Rated the No. 43 safety in the country by Rivals ... No. 103 player in Texas according to On3 ... Played for head coach Marcus Shavers at McKinney High School in McKinney, Texas ... As a senior, racked up 34 total tackles, one quarterback hurry and two pass breakups after missing the first six games of the season ... **CHOSE ARKANSAS OVER:** Arizona, Arizona State, Colorado, Illinois, Minnesota, Nebraska, TCU, Washington State and others.

PERSONAL: Son of Ricky Ford and Michelle Bowens ... Has two brothers, Elliot Pattern and Tony Pattern, and a sister, Darneshia Ford ... Birthdate: Oct. 22, 2004.



#95
IAN GEFFRARD

DL | 6-5 | 391 | R-Fr. | RS
Mableton, Ga. (Whitefield Academy)

2023 (FRESHMAN): Redshirted during his first season, playing in four games ... Made a pair of tackles in win over Western Carolina (Sept. 2) in season opener ... Saw action at LSU, vs. Texas A&M and at Ole Miss.

HIGH SCHOOL: A consensus three-star prospect according to 247Sports, Rivals, ESPN and On3 ... Two-way player who will line up on the defensive line for the Razorbacks ... Rated the No. 56 offensive tackle in the country by ESPN ... No. 69 offensive tackle nationally and No. 77 player in Georgia according to 247Sports ... Played on both sides of the ball for head coach Coleman Joiner at Whitefield Academy in Smyrna, Ga. ... As a sophomore, racked up 59 total tackles with 9.0 tackles for loss and 4.0 sacks ... Forced one fumble ... As a junior, made 37 total tackles ... As a senior, totaled 43 tackles with 11.0 tackles for loss and 3.0 sacks ... Registered 11 quarterback hurries ... Recovered one fumble ... **CHOSE ARKANSAS OVER:** Auburn, Boston College, Duke, Georgia Tech, Louisville, Minnesota, Mississippi State, North Carolina, Texas and others.

PERSONAL: Son of Gerard Geffrard and Yissiana Sanchez ... Has a sister, Emily Henry, and a brother, Mason Geffrard ... Birthdate: Jan. 7, 2005.

CAREER DEFENSIVE STATS

	GP/GS	UA	A	TOTAL	TFL	SACK	FF/FR	INT	QBH	PD
2023	4/0	0	2	2	0.0	0.0	0/0	0	0	0
TOTAL	4/0	0	2	2	0.0	0.0	0/0	0	0	0

RETURNING PLAYERS



#50 ERIC GREGORY

DL | 6-4 | 317 | *R-Sr. | 4L
Memphis, Tenn. (IMG Academy)

2022, 2021 FALL SEC ACADEMIC HONOR ROLL

2023 (REDSHIRT SENIOR): Started all 12 games to enter the 2024 season with 32 career starts ... Recorded 16 tackles with 2.5 tackles for loss and a sack during his fifth season ... Logged a solo stop in win over Western Carolina (Sept. 2) in season opener ... Recorded a season-best three tackles vs. Kent State (Sept. 9) with a half tackle for loss ... Made one tackle vs. BYU (Sept. 16) ... Posted two tackles in three straight games at LSU (Sept. 23), vs. Texas A&M (Sept. 30) and at Ole Miss (Oct. 7) breaking up a pass against the Rebels ... Picked up his only sack of the season at Florida (Nov. 4) ... Made two tackles vs. Auburn (Nov. 11).

2022 (REDSHIRT JUNIOR): Started a career-best nine games, playing in all 13 and recording 19 tackles, including four tackles for loss and two sacks ... Earned the start in the season opening win vs. Cincinnati (Sept. 3), recording two quarterback hurries ... Made one tackle in win over South Carolina (Sept. 10) ... Picked up his first sack and two tackles for loss of the season as part of a three-tackle performance vs. Texas A&M (Sept. 24) ... Made three stops vs. Alabama (Oct. 1) ... Registered two tackles and a QB hurry in win at BYU (Oct. 15) ... Had a half tackle for loss as part of a three-tackle game vs. Liberty (Nov. 5) ... Logged his second sack of the season against LSU (Nov. 12) ... Made three tackles, including a half tackle for loss, in win over Ole Miss (Nov. 19) ... Recorded three solo stops at Missouri (Nov. 25).

2021 (REDSHIRT SOPHOMORE): Played in all 13 games with three starts ... Recorded 27 tackles with 4.0 tackles for loss ... Posted one sack and three QB hurries ... Carded one pass breakup on the year ... Notched three assisted tackles, including 0.5 tackles for loss, in season opener against Rice (Sept. 4) ... Made two tackles against Texas (Sept. 11) ... Charted a solo stop against Georgia Southern (Sept. 18) ... Turned in a three-tackle effort at Georgia (Oct. 2) ... Totaled three tackles for the second straight week at Ole Miss (Oct. 9) ... Made first start of the season against Auburn (Oct. 16), carding three total tackles for the third consecutive week along with a pass breakup ... Finished with two assisted stops in the win over UAPB (Oct. 23) ... Registered one tackle against Mississippi State (Nov. 6) ... Made second start of the season at LSU (Nov. 13) and recorded a season-high four total tackles ... Accounted for two tackles for loss at Alabama (Nov. 20) ... Accumulated three tackles, including 1.5 tackles for loss, against Penn State (Jan. 1) in Outback Bowl win.

2020 (REDSHIRT FRESHMAN): Played in nine games and made seven starts at defensive end ... Totaled 27 tackles and 3.0 tackles for loss ... Led the team with 2.5 sacks and also had one quarterback hurry and one interception ... Made three tackles with his first career quarterback hurry in the season opener against Georgia (Sept. 26) ... Recorded three tackles for the second straight week and tallied first sack of the year in his first career start in the win at Mississippi State (Oct. 3) ... Tallied a career-high six tackles with half-a-sack, recording a stop behind the line for the second week in a row, at Auburn (Oct. 10) ... Registered one tackle against Ole Miss (Oct. 17) and did not record any statistics at Texas A&M (Oct. 31) ... Totaled five tackles and 0.5 tackles for loss in the win over Tennessee (Nov. 7) and recorded his first career interception, picking off QB Harrison Bailey in the fourth quarter ... First interception by an

Arkansas defensive lineman since JaMichael Winston in 2013 against Louisiana ... Logged four stops at Florida (Nov. 14) and sacked QB Kyle Trask for a 10-yard loss in the third quarter ... Did not play against LSU (Nov. 21) ... Started the final two games of the year, logging two tackles at Missouri (Dec. 5) and three against Alabama (Dec. 12) ... According to Pro Football Focus, saw action in 396 defensive and 42 special teams plays ... Posted highest defensive game grade of 70.8 against Tennessee ... Totaled five games with tackle grades of 70-plus, with a season-high of 77.1 against Tennessee.

2019 (FRESHMAN): Played in two games as a freshman in 2019, appearing against Auburn (Oct. 19) and Mississippi State (Nov. 2) ... Totaled 27 snaps, 25 on the defensive line, according to Pro Football Focus ... Recorded four tackles, with two coming against Auburn and two against Mississippi State.

HIGH SCHOOL: Four-star prospect by Rivals and ESPN ... Rated as the No. 32 strongside defensive end in the country and 38th overall player in the state of Florida by Rivals ... Three-year varsity letterwinner, playing his final high school season at IMG Academy in Bradenton, Florida ... Totaled 17 tackles, 10 solo, along with 3.5 tackles for loss, including 1.5 sacks as a senior ... Helped IMG Academy to a 7-1 record in 2018 ... Racked up 56 tackles, 16 for loss, with 12 sacks as a junior at Memphis Central High School in 2017 ... **CHOSE ARKANSAS OVER:** Auburn, LSU, Mississippi State, Ole Miss, South Carolina, Tennessee, Memphis and others.


PERSONAL: Born Sept. 13, 2000 ... Son of Aneesah Wallace ... Has one sibling, Aariona.

CAREER DEFENSIVE STATS

	GP/GS	UA	A	TOTAL	TFL	SACK	FF/FR	INT	QBH	PD
2019	2/0	1	3	4	0.0	0.0	0/0	0	0	0
2020	9/7	12	15	27	3.0	2.5	0/0	1	1	0
2021	13/3	7	20	27	4.0	1.0	0/0	0	3	1
2022	13/10	8	11	19	4.0	2.0	0/0	0	4	0
2023	12/12	8	8	16	2.5	1.0	0/0	0	6	1
TOTAL	49/32	36	57	93	13.5	6.5	0/0	1	14	2



RETURNING PLAYERS



#30 VAR'KEYES GUMMS

TE | 6-3 | 244 | R-Jr. | 1L
Houston, Texas (Dekaney HS/North Texas)

2022 SECOND-TEAM FRESHMAN ALL-AMERICAN (THE ATHLETIC, CFN)
2022 SECOND-TEAM ALL-CUSA (PFF, PFN)
2022 FOURTH-TEAM ALL-CUSA (PHIL STEELE)
2022 CONFERENCE USA ALL-FRESHMAN (COACHES)

2023 (REDSHIRT SOPHOMORE): Played in 11 games in his first season at Arkansas, catching three passes for 26 yards ... Caught his first pass as a Razorback vs. Texas A&M (Sept. 30) for two yards ... Hauled in a 25-yard pass at Alabama (Oct. 14), including 23 yards after catch.

AT NORTH TEXAS

2022 (REDSHIRT FRESHMAN): Played in all 14 games for North Texas, starting six ... Caught 34 passes for 458 yards and five touchdowns to earn Second-Team Freshman All-American from The Athletic and College Football Network, Second-Team All-CUSA from Pro Football Focus and Pro Football Network, Fourth-Team All-CUSA from Phil Steele and Conference USA All-Freshman honors from the league's coaches ... Set single-season school records for a tight end in receptions (34) and yards (458) ... His five scores led the league among tight ends and were second-most in a single-season by a tight end in North Texas history ... His 458 yards were 15th nationally among tight ends and led Conference USA ... Hauled in two passes for 38 yards vs. SMU (Sept. 3) ... Found the end zone for the first time as part of a three-catch game with 28 yards vs. Texas Southern (Sept. 10) ... Caught two passes, including a 54-yarder, for 71 yards and a score at UNLV (Sept. 17) ... Gained seven yards on one reception at Memphis (Sept. 24) ... Snagged three passes for 22 yards vs. Florida Atlantic (Oct. 1) ... Posted a season-best with four catches for 59 yards and his third touchdown of the season vs. Louisiana Tech (Oct. 15) ... Set a career-best with 92 yards at UTSA (Oct. 22), catching three passes and scoring a touchdown ... Hauled in two passes for 30 yards at Western Kentucky (Oct. 29) ... Scored his fifth TD of the season vs. FIU (Nov. 5), catching a career-high five passes for 42 yards ... Caught three passes for eight yards at UAB (Nov. 12) ... Three catches for 41 yards vs. Rice (Nov. 26) ... Two catches for 13 yards against UTSA in the C-USA Championship Game (Dec. 2) ... One catch for seven yards vs. Boise State in Frisco Bowl.

2021 (FRESHMAN): Played in three games in his first season at North Texas to preserve his redshirt but did not record any stats ... Made his collegiate debut vs. Louisiana Tech (Sept. 25).

HIGH SCHOOL: Rated a three-star prospect by 247Sports Composite ... Rated by 247 as the No. 50 tight end in the class of 2021 and No. 132 prospect in Texas ... Had 33 receptions for 506 yards and three touchdowns in nine games during his senior season ... Had 678 receiving yards on 45 receptions with seven touchdowns in 23 varsity games played for Dekaney High School ... Also played basketball at Dekaney and earned first-team All-District recognition as a junior after averaging 10.1 points and 11.8 rebounds per game ... Named Dekaney High School Homecoming King in 2020 ... Chose North Texas over: LSU, Houston, Louisiana Tech, Tulsa, Utah State, Grambling State, Prairie View A&M and Southern University.

CAREER RECEIVING STATS

	GP/GS	REC	YDS	AVG	TD	LNG
2021 (UNT)	3/0	0	0	0.0	0	0
2022 (UNT)	14/6	34	458	13.5	5	54
2023	11/0	3	26	8.7	0	25
TOTAL	28/6	37	484	13.1	5	54



#76 E'MARION HARRIS

OL | 6-7 | 300 | R-So. | 1L
Little Rock, Ark. (Joe T. Robinson HS)

2023 (REDSHIRT FRESHMAN): Saw action in six games during his second year in the program, earning time on the offensive line and special teams ... Received seven snaps on the offensive line in win over Western Carolina (Sept. 2), 10 vs. BYU (Sept. 16) and five vs. FIU (Nov. 18) according to Pro Football Focus ... Did not allow a sack over 10 pass plays ... Served on the field goal/extra points unit in three games.

2022 (FRESHMAN): Redshirted in his first season at Arkansas, seeing action in two games ... Earned snaps in wins at Auburn and vs. Kansas in the AutoZone Liberty Bowl.

HIGH SCHOOL: Enrolled early and participated in spring practices ... Consensus four-star prospect by 247Sports, Rivals and ESPN ... Rated the No. 3 player in Arkansas and No. 29 offensive tackle in the country by Rivals ... Played both offensive and defensive line for head coach Todd Eskola at Joe T. Robinson High School ... Helped Joe T. Robinson to a state championship with a 14-1 record as a senior ... Graded at 86% as an offensive lineman, while adding 61 tackles, 28.0 tackles for loss and two forced fumbles on the defense line ... As a junior played on a team that went 8-4 and qualified for the state playoffs ... Appeared in nine games and recorded 36 total tackles with 15.0 tackles for loss and 4.0 sacks ... His sophomore season, he helped the team to a 14-1 record and a state title ... Registered 44 tackles with 14.0 tackles and 3.0 tackles for loss ... Started at right tackle as a freshman on a team that finished 12-3 and qualified for the state title game ... **CHOSE ARKANSAS OVER:** Georgia, Oklahoma, Miami, Tennessee, Texas A&M and others.

PERSONAL: Son of Elliott (former Arkansas defensive lineman from 2001-04) and Tiffany Harris ... has a brother, Elliott Jr., and a sister, Talia ... Born September 8, 2004.

RETURNING PLAYERS



#33 DYLAN HASZ

DB | 5-11 | 188 | So. | 1L
Bixby, Okla. (Bixby HS)

2023 (FRESHMAN): Played in all 12 games during his freshman campaign, primarily on special teams ... Served on kickoff, kickoff return and punt return units ... Earned playing time in the secondary in win over Western Carolina (Sept. 2) in season opener making one tackle.

HIGH SCHOOL: Enrolled early to participate in spring practice ... A consensus three-star prospect according to 247Sports, ESPN and On3 ... Rated the No. 17 player in Oklahoma by 247Sports ... No. 18 player in Oklahoma and No. 75 athlete in the country according to On3 ... Played on both sides of the ball for head coach Loren Montgomery at Bixby High School in Bixby, Okla. ... As a sophomore, tallied 54 total tackles with 2.0 tackles for loss ... 19 pass breakups and five interceptions, including two returned for touchdowns ... Also forced one fumble on the year ... Returned 17 punts for 160 yards (9.4 avg) and two touchdowns ... Two kickoff returns for 52 yards (26.0 avg) ... Offensively, had eight receptions for 28 yards (3.5 ypc) and a touchdown ... As a junior, posted 28 total tackles with 1.0 tackle for loss ... Carded 12 pass breakups ... Returned 14 punts for 215 yards (15.3 avg) and one touchdown ... Had one kickoff return for 16 yards ... Offensively, caught 24 passes for 193 yards (8.0 ypc) and three touchdowns ... Rushed five times for 26 yards (5.2 ypc) ... As a senior, racked up 43 total tackles, including 4.0 tackles for loss ... Three interceptions and nine pass breakups ... Forced one fumble ... Offensively, made four catches for 58 yards (14.5 ypc) and a touchdown ... **CHOSE ARKANSAS OVER:** Air Force, Navy, Tulsa and others.

PERSONAL: Son of Darren and Stacy Hasz ... Has two siblings, Luke and Jenna ... Twin brother, Luke, is a tight end for the Razorbacks ... Birthdate: April 19, 2004.

CAREER DEFENSIVE STATS

	GP/GS	UA	A	TOTAL	TFL	SACK	FF/FR	INT	QBH	PD
2023	12/0	0	1	1	0.0	0.0	0/0	0	0	0
TOTAL	12/0	0	1	1	0.0	0.0	0/0	0	0	0



#9 LUKE HASZ

TE | 6-3 | 240 | So. | 1L
Bixby, Okla. (Bixby HS)

2023 (FRESHMAN): Stellar freshman campaign was cut short in the fifth game of the season with a broken collarbone vs. Texas A&M (Sept. 30) ... Named to The Athletic's Midseason Freshman All-America team ... Caught 16 passes for 253 yards and three touchdowns over five games ... Recorded 19 yards on two catches in season-opening win over Western Carolina (Sept. 2) ... Caught three passes for 26 yards vs. Kent State (Sept. 9) ... Hauled in his first career touchdown with a 19-yard catch vs. BYU (Sept. 16), catching four passes for 78 yards ... Broke out at LSU (Sept. 23) with season-bests six catches for 116 yards and two touchdowns to earn John Mackey Tight End of the Week honors ... Caught one pass for 14 yards vs. the Aggies prior to season-ending injury.

HIGH SCHOOL: Enrolled early at Arkansas in order to go through spring practice ... A consensus four-star prospect according to 247Sports, Rivals, ESPN and On3 ... No. 87 prospect in ESPN 300 rankings ... No. 182 prospect in Top247 rankings ... Rated the No. 2 player in Oklahoma and the No. 3 tight end in the country by ESPN ... No. 4 player in Oklahoma and the No. 9 tight end nationally according to 247Sports Composite ... Played for head coach Loren Montgomery at Bixby High School in Bixby, Okla. ... As a sophomore on varsity, recorded 32 catches for 703 yards (22.0 ypc) and nine touchdowns ... Also rushed for a pair of two-point conversions ... As a junior, hauled in 33 passes for 436 yards (13.2 ypc) and two touchdowns ... As a senior, tallied 35 receptions for 597 yards (17.1 ypc) and nine touchdowns ... Also rushed for a 17-yard touchdown and caught three two-point conversions ... **CHOSE ARKANSAS OVER:** Alabama, Baylor, Colorado, Florida State, Iowa State, Kansas, Kansas State, LSU, Miami (FL), Michigan, Michigan State, Missouri, Nebraska, Ohio State, Oklahoma, Oklahoma State, Ole Miss, Oregon, Penn State, South Carolina, TCU, Tennessee, Texas, Texas A&M, Texas Tech, USC, Utah and others.

PERSONAL: Son of Darren and Stacy Hasz ... Has two siblings, Dylan and Jenna ... Twin brother, Dylan, is a defensive back for the Razorbacks ... Birthdate: April 19, 2004.

CAREER RECEIVING STATS

	GP/GS	REC	YDS	AVG	TD	LNG
2023	5/5	16	253	15.8	3	59
TOTAL	5/5	16	253	15.8	3	59



RETURNING PLAYERS



#44
KADEN HENLEY


LB | 6-2 | 237 | R-So. | SQ
Springdale, Ark. (Shiloh Christian Academy)

2023 (REDSHIRT FRESHMAN): Did not see game action in his second season at Arkansas.

2022 (FRESHMAN): Redshirted in his first season at Arkansas.

HIGH SCHOOL: Consensus three-star prospect by 247Sports, Rivals and ESPN ... Rated the No. 35 inside linebacker in the country by ESPN and the No. 15 overall prospect in Arkansas by 247Sports ... Played linebacker, running back and tight end for head coach Jeff Conaway at Shiloh Christian Academy ... Team captain ... As a senior, totaled 135 tackles, 22.0 tackles for loss, 2.0 sacks, 10 quarterback hurries, two interceptions, two pass breakups and a fumble recovery ... As a junior, recorded 159 tackles, 26 tackles for loss, 4.0 sacks, six quarterback hurries, four interceptions, two pass breakups, two recovered fumbles, two forced fumbles and two blocked punts in 15 games while helping Shiloh Christian win the Class 4A state title ... 66 tackles, including 2.0 sacks, and an interception as a sophomore in 2019 ... Racked up 109 total tackles with 6.5 for loss, two fumble recoveries and a blocked punt during his freshman season ... In his high school career, made 29 catches for 372 yards and four touchdowns ... Had 48 carries for 306 yards and a touchdown as a high schooler ... Also played baseball at Shiloh Christian ... **CHOSE ARKANSAS OVER:** Army, Liberty, MTSU, New Mexico and others.

PERSONAL: Son of Ashley and Alyssa Henley ... Has one brother, Carter ... Born July 18, 2003.



#94
JON HILL

DL | 6-5 | 254 | R-So. | 1L
Dumas, Ark. (Dumas HS)

2023 (REDSHIRT SOPHOMORE): Made his collegiate debut in season-opening win over Western Carolina (Sept. 2), making four tackles.

2022 (REDSHIRT FRESHMAN): Did not see any game action in his second season.

2021 (FRESHMAN): Redshirted and did not play in any games in 2021.

HIGH SCHOOL: Two-year letter winner for head coach George Shelton at Dumas High School ... Finished his high school career with 103 total tackles, 13.0 sacks and a forced fumble ... As a senior, totaled 85 tackles (55 solo), including 3.0 for loss, and 10.0 sacks in 13 games to lead the Bobcats to a 9-4 record ... 18 total tackles (16 solo), including 2.0 for loss, and three sacks as a junior during the 2019 campaign.

PERSONAL: Born Dec. 4, 2002.

CAREER DEFENSIVE STATS

	GP/GS	UA	A	TOTAL	TFL	SACK	FF/FR	INT	QBH	PD
2023	1/0	0	4	4	0.0	0.0	0/0	0	0	0
TOTAL	1/0	0	4	4	0.0	0.0	0/0	0	0	0



#55
JJ HOLLINGSWORTH

DL | 6-3 | 265 | R-Fr. | SQ
Greenland, Ark. (Greenland HS)

2023 (REDSHIRT FRESHMAN): Did not see game action in his second year.

2022 (FRESHMAN): Redshirted in his first season at Arkansas.

HIGH SCHOOL: Enrolled early and participated in spring practices ... Rated a three-star prospect by 247Sports and Rivals ... According to Rivals, rated the No. 8 player in Arkansas and No. 44 strongside defensive end in the country ... Played for head coach Lee Larkan at Greenland HS in Greenland, Ark. ... As a senior made 63 tackles, 10.0 tackles for loss and 3.0 sacks ... In his junior season posted 66 tackles with 13.5 tackles for loss, 8.0 sacks and one forced fumble ... Helped the team to a 9-3 record and a state playoff appearance ... As a sophomore, tallied 33 tackles, 2.0 tackles for loss and 1.0 sack ... First student-athlete from Greenland HS to receive a football scholarship from Arkansas ... **CHOSE ARKANSAS OVER:** Kansas, Arkansas State, Akron and others.

PERSONAL: Son of Jaye and Amy Johnson ... Has one brother, EJ ... Born June 10, 2004.

RETURNING PLAYERS



#40 LANDON JACKSON

DL | 6-7 | 281 | Sr. | 2L
Texarkana, Texas (Pleasant Grove HS/LSU)

2024 SECOND-TEAM PRESEASON ALL-AMERICAN (WALTER CAMP)

2024 SECOND-TEAM PRESEASON ALL-SEC (PHIL STEELE)

2023 FIRST-TEAM ALL-SEC (COACHES)

2023 SECOND-TEAM ALL-SEC (AP, PHIL STEELE)

2023 (JUNIOR): Started all 12 games at defense end on his way to earning First-Team All-SEC recognition from the league's coaches and second-team honors from the Associated Press ... Led Arkansas in tackles for loss (13.5) and sacks (6.5) while making a career-best 44 total tackles ... Entered the season with 3.5 career tackles for loss and three sacks ... His 13.5 TFLs were sixth in the SEC and his 6.5 sacks were good for 12th ... Logged four stops with 1.5 tackles for loss in season-opening win over Western Carolina (Sept. 2) ... Registered his first sack of the season in win vs. Kent State (Sept. 9) ... Made it three straight games with a tackle for loss and back-to-back games with a sack with three TFLs and a sack as part of four-tackle game vs. BYU (Sept. 16) ... Made one tackle at LSU (Sept. 23) ... Logged three tackles, including one tackle for loss, vs. Texas A&M (Sept. 23) ... Recorded five stops at Ole Miss (Oct. 7) ... Posted a career-day at Alabama (Oct. 14) making a career-high 11 tackles to go with a career-best 3.5 sacks to earn SEC Defensive Lineman of the Week and Bednarik Award Player of the Week ... Broke up a pass and made four tackles vs. Mississippi State (Oct. 21) ... Logged one tackle for loss in win at Florida (Nov. 4) ... Made three tackles vs. Auburn (Nov. 11) ... Recorded his final sack of the season as part of four tackles in victory vs. Florida International (Nov. 18) ... Posted a pair of stops vs. Missouri (Nov. 24).

2022 (SOPHOMORE): Played in all 13 games, starting seven, while collecting 23 total tackles with three sacks, 3.5 tackles for loss and one forced fumble ... Three sacks ranked fifth on the team and ranks third among returners ... Made his Arkansas debut with a five-tackle game with a half sack in win over Cincinnati (Sept. 3) ... Recorded a sack as part of three-tackle performance in win vs. Missouri State (Sept. 17) ... Made it two games in a row with a sack with one vs. Texas A&M (Sept. 24), made three total tackles and forced a fumble ... Logged a pair of stops vs. Alabama (Oct. 1) ... Made three tackles at Mississippi State (Oct. 8) ... Blocked a field goal attempt at Auburn (Oct. 29) ... Chipped in three tackles vs. Liberty (Nov. 5) ... Made one stop vs. LSU (Nov. 12), including a half sack ... Made two tackles, including a half tackle for loss, in AutoZone Liberty Bowl victory over Kansas (Dec. 28).

AT LSU

2021 (FRESHMAN): Played in five games, seeing all his action on special teams ... Did not record any statistics ... Joined the program as an early enrollee, graduating from high school in December and enrolling at LSU in January 2021.

HIGH SCHOOL: Consensus four-star prospect by 247Sports, Rivals and ESPN ... Rated the No. 7 defensive lineman nationally and the No. 19 prospect in the state of Texas by 247Sports ... Ranked the nation's No. 76 prospect in the class of 2021 by ESPN ... Played on the defensive line for head coach Josh Gibson at Pleasant Grove High School ... Racked up over 45 sacks in his high school career, including 17.0 in 2019 as a junior ... As a junior, named the Texas Sports Writers Association 4A Defensive Player of the Year, MaxPreps First-Team All-American as he helped Pleasant Grove to a Texas 4A D-II state championship

... As a sophomore, unanimous first team all-district selection ... As a freshman, was named Texas District 7-4A-II Defensive Newcomer of the Year and helped Pleasant Grove to a state championship ... Sports Illustrated All-American candidate ... **CHOSE LSU OVER:** Alabama, Arizona, Arkansas, Baylor, Florida State, Tennessee and others.

PERSONAL: Son of Katie Peek and Larry Jackson ... Has two brothers, Lance Jackson and Bronx Peek, and one sister, Kensington Peek ... Born Jan. 2, 2003.

CAREER DEFENSIVE STATS

	GP/GS	UA	A	TOTAL	TFL	SACK	FF/FR	INT	QBH	PD
2021 (LSU)	5/0	0	0	0	0.0	0.0	0/0	0	0	0
2022	13/7	9	14	23	3.5	3.0	1/0	0	2	1
2023	12/12	22	22	44	13.5	6.5	0/0	0	2	1
TOTAL	30/19	31	36	67	17.0	9.5	1/0	0	4	2



#83 DAZMIN JAMES

WR | 6-2 | 194 | R-Fr. | RS
Clayton, N.C. (Clayton HS)


2023 (FRESHMAN): Redshirted during his first season.

HIGH SCHOOL: Prepped at Clayton High School where he was rated a three-star athlete according to 247Sports ... As a senior, reeled in 43 receptions for 601 yards and five touchdowns (14 ypc) in 11 games ... Added 27 carries for 321 yards and four touchdowns (11.9 ypc) ... 4A Offensive All-Conference selection as a senior ... Also competed in track & field, capturing North Carolina Class 4A state championships in the 100 meters and 200 meters in May with times of 10.46 seconds and 21.06 ... Named Clayton High School Male Athlete of the Year in 2023 ... Held track offers from NC State, South Carolina and North Carolina A&T ... **CHOSE ARKANSAS OVER:** North Carolina, Liberty, Bucknell and others.

CAREER RECEIVING STATS

	GP/GS	REC	YDS	AVG	TD	LNG
2023	1/0	0	0	0.0	0	0
TOTAL	1/0	0	0	0.0	0	0

RETURNING PLAYERS



#99
KALEB JAMES

DL | 6-4 | 269 | R-Fr. | RS
Mansfield, Texas (Mansfield HS)

2023 (FRESHMAN): Redshirted during his first season.

HIGH SCHOOL: A consensus three-star prospect according to 247Sports, Rivals, ESPN and On3 ... Rated the No. 37 strong side defensive end nationally by Rivals ... No. 40 defensive lineman in the country according to ESPN ... No. 94 player in Texas by 247Sports Composite ... Played for head coach Gregory George at Mansfield High School in Mansfield, Texas ... As a sophomore, recorded 57 total tackles with 16.0 tackles for loss and 10.0 sacks ... Totaled 27 quarterback hurries ... Logged one pass breakup and one fumble recovery ... As a junior, racked up 105 total tackles with 20.0 tackles for loss and 10.0 sacks ... Tallied 36 quarterback hurries on the year to go along with five fumble recoveries and two forced fumbles ... As a senior, posted 82 total tackles with 20.0 tackles for loss and 11.5 sacks ... Credited with 34 quarterback hurries ... Responsible for two fumble recoveries, one forced fumble, one pass breakup and one blocked field goal ... Son of Adam and Kimberly James ... Has a brother, Jaxon ... Birthdate: Jan. 18, 2005 ... **CHOSE ARKANSAS OVER:** Arizona State, Baylor, Boston College, Colorado, Kansas, Kansas State, Maryland, Michigan State, Minnesota, Oklahoma, Oklahoma State, Texas Tech, Utah, Virginia and others.



#8
JAYDEN JOHNSON

DB | 6-2 | 205 | Sr. | 3L
Cedartown, Ga. (Cedartown HS)

2023 (JUNIOR): Started all 12 games ... Racked up a new career-high 62 total tackles with 1.5 tackles for loss on the season ... Added one interception and three pass breakups ... Credited with one quarterback hurry and one forced fumble on the year ... In the season opener against Western Carolina (Sept. 2), stuffed the stat sheet with five total tackles, a forced fumble and an interception ... Had eight tackles, including 0.5 tackles for loss, against Kent State (Sept. 9) ... Recorded his first career double-digit tackle game at Ole Miss (Oct. 7), tallying 11 total stops ... Logged a season-high two pass breakups at Alabama (Oct. 14) ... Turned in a five-tackle effort, including 1.0 tackles for loss, against Mississippi State (Oct. 21) ... Notched his third pass breakup of the season in the Razorbacks' win at Florida (Nov. 4) ... Had seven tackles in the season finale against Missouri (Nov. 24).

2022 (SOPHOMORE): Played in 12 games with seven starts, making a career-best 35 tackles with 2.5 tackles for loss and a forced fumble ... Recorded a pair of tackles in season-opening win over Cincinnati (Sept. 3) ... Earned his first start of the season vs. South Carolina (Sept. 10), making three tackles, including a sack, to go with a forced fumble in the victory ... Tallied a career-best 1.5 tackles for loss as part of five-tackle game vs. Missouri State (Sept. 17) ... Recorded six stops vs. Texas A&M (Sept. 24) ... Made three tackles vs. Alabama (Oct. 1) ... Logged a pair of tackles at Mississippi State (Oct. 8) ... Posted a career-high eight tackles vs. LSU (Nov. 12) ... Finished the season with three tackles at Missouri (Nov. 25) and one stop in victory over Kansas in the AutoZone Liberty Bowl (Dec. 28).

2021 (FRESHMAN): Appeared in 11 games with three starts as a true freshman ... Finished with 24 tackles with nine being solo and 15 being assisted stops ... Totaled two tackles for loss ... According to Pro Football Focus, saw action in 337 snaps with 269 coming on defense and 68 on special teams ... Registered six games with multiple tackles ... Recorded first career tackle in season opening win over Rice (Sept. 4) ... Finished with two stops including a tackle for loss against Georgia Southern (Sept. 18) ... Compiled four tackles, including a tackle for a loss at Georgia (Oct. 2) ... Made one solo stop against Ole Miss (Oct. 9) ... Filed one assisted tackle versus Auburn (Oct. 16) ... Made first career start, tallying two assisted stops in win over UAPB (Oct. 23) ... Logged second straight start and totaled three tackles in win over Mississippi State (Nov. 6) ... Recorded third consecutive start, finishing with a career high six tackles in road win at LSU (Nov. 13) ... Charted three stops at Alabama (Nov. 20) ... Totaled one solo stop in Outback Bowl win over Penn State (Jan. 1).

HIGH SCHOOL: Consensus three-star prospect by 247Sports, Rivals and ESPN ... Rated the No. 44 safety in the country by ESPN ... Played on both sides of the ball, seeing time at quarterback, wide receiver, running back, cornerback and safety for head coach Jamie Abrams at Cedartown High School ... Named the No. 26 player in Georgia by 247Sports ... As a senior, rushed 48 times for 347 yards (7.2 ypc) and five touchdowns, made 17 receptions for 336 yards (19.8 ypc) and three touchdowns, while also adding 17 tackles, three interceptions, a pass deflection, a forced fumble and a fumble recovery ... As a senior, won a Region 7A-4 Conference championship ... **CHOSE ARKANSAS OVER:** South Carolina, Georgia Tech, Oklahoma, Kansas State, Virginia and others.

PERSONAL: Born July 22, 2003

CAREER DEFENSIVE STATS

	GP/GS	UA	A	TOTAL	TFL	SACK	FF/FR	INT	QBH	PD
2021	11/3	9	15	24	2.0	0.0	0/0	0	0	0
2022	12/7	18	17	35	2.5	1.5	1/0	0	3	0
2023	12/12	30	32	62	1.5	0.0	1/0	1	1	3
TOTAL	35/22	57	64	121	6.0	1.5	2/0	1	4	3



RETURNING PLAYERS



#49
LUKE JOHNSTON

TE | 6-5 | 241 | R-Fr. | RS
Addison, Texas (Trinity Christian Academy)

2023 (FRESHMAN): Did not see game action in his first season ... Spent the season as an offensive lineman before moving back to tight end during spring practices.

HIGH SCHOOL: Attended Trinity Christian Academy in Addison, Texas ... Joined Razorbacks as a preferred walk-on ... Hauled in 15 catches for 141 yards and a score as a senior.



#75
PATRICK KUTAS

OL | 6-5 | 313 | Jr. | 2L
Memphis, Tenn. (Christian Brothers HS)

2023 (SOPHOMORE): Started all nine games he played in during his sophomore season before an injury ended his season ... Earned starts at right tackle and center totaling 552 snaps according to Pro Football Focus ... Logged another 81 snaps on special teams units ... Started his first career game at center at Ole Miss (Oct. 14) after starting each of the first five games of the season at right tackle ... Allowed five sacks over 301 pass plays according to PFF.

2022 (FRESHMAN): Played in all 13 games during his first season as a Razorback, predominately on special teams ... Saw action on 124 special teams snaps according to Pro Football Focus, serving on the punt, field goal and extra point units.

HIGH SCHOOL: Rated a four-star prospect by 247Sports and a three-star prospect by Rivals and ESPN ... Rated the No. 7 prospect in Tennessee and No. 11 interior defensive lineman nationally by 247Sports ... Rated the No. 54 offensive tackle in the country by Rivals ... Played on both the offensive and defensive lines for head coach Thomas McDaniel at Christian Brothers High School ... As a senior recorded 25 tackles with 2.0 tackles for loss and 2.0 sacks ... Named to the D2AAA West All-Region Team ... Helped Christian Brothers to an 8-5 record and state semifinal appearance ... His junior year tallied 31 tackles with 3.0 tackles for loss and 1.0 sack and a fumble recovery ... As a sophomore registered 24 tackles with 6.0 tackles for loss and 3.0 sacks ... Also competed in track and field in the discus and shot put ... **CHOSE ARKANSAS OVER:** Oregon, Illinois, Florida State, Texas A&M and others.

PERSONAL: Son of Pat and Suzanne Kutas ... Has three sisters, Sarah, Elizabeth and Mary Margaret, and has one brother, Hayes ... Born August 12, 2004 ... One of just four players on the roster to squat 600 pounds during the offseason, joining upper classmen Jashaund Stewart (645), Brooks Both (625) and Beaux Limmer (605) ... Also bench pressed 395 pounds.



#47
MADDOX LASSITER

TE | 6-3 | 239 | R-Fr. | RS
Warren, Ark. (Warren HS)

2023 (FRESHMAN): Redshirted in his first season on campus.

HIGH SCHOOL: Attended Warren High School in Warren, Ark. ... Joined Razorbacks as a preferred walk-on ... Passed for 2,221 yards and 23 touchdowns while rushing 142 times for 1,115 yards and 16 touchdowns as a senior ... Also tallied 161 tackles, two sacks, five quarterback hurries, two forced fumbles, two pass breakups and two interceptions on defense during senior year.



#39
AIDAN McCOWAN

DB | 5-10 | 164 | R-So. | SQ
Frisco, Texas (Frisco Independence HS)

2023 (REDSHIRT FRESHMAN): Did not see game action during his first season in the program.

HIGH SCHOOL: Played at Frisco Independence High School in Frisco, Texas ... Joined the Razorbacks through an open tryout in spring of 2023 ... Participated in 2023 spring practice.

RETURNING PLAYERS



#18
TJ METCALF

DB | 6-1 | 202 | So. | 1L
Birmingham, Ala. (Pinson Valley HS)

2023 (FRESHMAN): Played in all 12 games as a true freshman, seeing time on special teams and in the secondary ... Recovered one fumble and logged 15 total tackles for the season ... Made four tackles and recovered a fumble in his collegiate debut in win over Western Carolina (Sept. 2) ... Tallied a lone stop vs. BYU (Sept. 16) ... Recorded two tackles at Alabama (Oct. 14) ... Logged three stops in win at Florida (Nov. 4) ... Posted a career-high five tackles vs. Auburn (Nov. 11).

HIGH SCHOOL: Enrolled early and participated in spring practice ... A four-star prospect according to Rivals ... Rated the No. 33 safety nationally by Rivals ... No. 23 player in Alabama according to 247Sports ... Played on both sides of the ball for head coach Lee Guess at Pinson Valley High School in Pinson, Ala. ... As a senior, racked up 65.5 total tackles, including 2.0 tackles for loss ... Logged 10 pass breakups and one interception ... Also recorded three forced fumbles and one fumble recovery ... Offensively, caught four passes for 91 yards and two touchdowns ... Selected to play in the 2022 Alabama-Mississippi All-Star Football Classic ... **CHOSE ARKANSAS OVER:** Florida State, Indiana, Maryland, Miami (FL), Michigan, Michigan State, Mississippi State, Missouri, Nebraska, Ole Miss, Penn State, Tennessee, Vanderbilt, Virginia Tech, West Virginia and others.

PERSONAL: Son of Tarrus and Neely Metcalf ... Has a sister, Tinsley, and a brother, Tevis – who is an Arkansas defensive back ... Father played football at Ole Miss ... Cousin of NFL WR and former Ole Miss WR DK Metcalf ... Birthdate: May 6, 2005.

CAREER DEFENSIVE STATS

	GP/GS	UA	A	TOTAL	TFL	SACK	FF/FR	INT	QBH	PD
2023	12/0	9	6	15	0.0	0.0	0/1	0	0	0
TOTAL	12/0	9	6	15	0.0	0.0	0/1	0	0	0



#30
ASHTON NGO

LS | 5-11 | 236 | R-Jr. | RS
Andover, Kan. (Andover HS/Hutchinson CC)

2023 (REDSHIRT SOPHOMORE): Redshirted in his first season at Arkansas after transferring.

AT HUTCHINSON CC

2023 (SOPHOMORE): Played in nine games at long snapper ... Totaled three solo tackles.

2022 (FRESHMAN): Appeared in seven games at long snapper ... Recorded three tackles including two solo stops.

HIGH SCHOOL: Played at Andover High School in Andover, Kan. ... Joined Razorbacks as preferred walk-on in spring 2023 ... Participated in spring practice for Razorbacks.



#85
JACE PETTY

DB | 5-8 | 171 | R-So. | SQ
Frisco, Texas (Frisco Independence HS)

2023 (REDSHIRT FRESHMAN): Did not see game action during his first year with the program.

HIGH SCHOOL: Played at Frisco Independence High School in Frisco, Texas ... Joined the Razorbacks through an open tryout in spring of 2023 ... Participated in 2023 spring practice.



#32
LANDON PHIPPS

DB | 6-0 | 185 | R-So. | SQ
Springdale, Ark. (Springdale HS)

2023 (REDSHIRT FRESHMAN): Did not see game action during his second season.

2022 (FRESHMAN): Redshirted in his first season on campus.

HIGH SCHOOL: A two-way player at Springdale HS, seeing action at quarterback and defensive back as a senior, while also seeing time at wide receiver earlier in his prep career ... As a senior he finished with 1,207 all-purpose yards and 14 touchdowns for the Bulldogs.

RETURNING PLAYERS



#49
JOHN PAUL PICKENS

DB | 6-0 | 186 | R-So. | SQ
Jonesboro, Ark. (Jonesboro HS)

2023 (REDSHIRT FRESHMAN): Did not see game action in his second season.

2022 (FRESHMAN): Redshirted during his first season at Arkansas.

HIGH SCHOOL: Starred at Jonesboro HS for the Golden Hurricane ... Made 77 tackles, 54 solo, with three interceptions and a fumble recovery as a senior ... Played with fellow Razorback Rykar Acebo at Jonesboro HS.



#38
ANTON PIERCE

DB | 6-2 | 208 | R-Fr. | RS
Little Rock, Ark. (Mills HS)

2023 (FRESHMAN): Redshirted in his first season.

HIGH SCHOOL: Attended Mills High School in Little Rock, Ark. ... Joined the Razorbacks as a preferred walk-on ... Recorded 50 catches for 1,007 yards and 13 touchdowns along with one rushing touchdown as a senior ... Also compiled 67 tackles, five tackles for loss, six interceptions and 10 pass breakups on defense as a senior.



#97
QUINCY RHODES JR.

DL | 6-6 | 280 | So. | 1L
North Little Rock, Ark. (N. Little Rock HS)

2023 (FRESHMAN): Played in nine games in his first season on campus primarily on special teams, making one tackle ... Logged 93 snaps on various special teams units according to Pro Football Focus ... Made one stop in his collegiate debut vs. Western Carolina (Sept. 2).

HIGH SCHOOL: A four-star prospect according to 247Sports ... The consensus No. 2 player in Arkansas by 247Sports, ESPN and On3 ... Rated the No. 34 edge rusher nationally by 247Sports and the No. 39 edge rusher in the country by On3 Consensus ... Played for head coach Randy Sandefur at North Little Rock High School in North Little Rock, Ark. ... As a senior, racked up 84 total tackles, including 11.5 sacks, with 34 quarterback hurries ... Also registered one pass breakup and one fumble recovery ... Selected to play in the 2022 U.S. Army Bowl in Frisco, Texas ... Son of Quincy Rhodes Sr. and Ashley Hill ... Has two sisters, Miah Rhodes and La'mia Crutchfield ... Birthdate: Dec. 1, 2004 ... **CHOSE ARKANSAS OVER:** Oklahoma, Arkansas State, Jackson State, Kansas State and Memphis.

CAREER DEFENSIVE STATS

	GP/GS	UA	A	TOTAL	TFL	SACK	FF/FR	INT	QBH	PD
2023	9/0	1	0	1	0.0	0.0	0/0	0	0	0
TOTAL	9/0	1	0	1	0.0	0.0	0/0	0	0	0

RETURNING PLAYERS



#93 KEIVIE ROSE

DT | 6-3 | 312 | *R-Sr. | 1L
Henderson, Texas (Henderson HS/Louisiana Tech)

2022 FIRST-TEAM ALL-CONFERENCE USA

2021 HONORABLE MENTION ALL-CONFERENCE USA

2020 C-USA COMMISSIONER'S HONOR ROLL

2023 (REDSHIRT SENIOR): Saw action in all 12 games with a pair of starts in his first season as a Razorback ... Made 15 tackles with 3.5 tackles for loss and 2.5 sacks ... Logged a season-best 1.5 tackles for loss with a sack in win over Western Carolina (Sept. 2) ... Recorded three tackles with a half sack in win vs. Kent State (Sept. 9) ... Made a single stop vs. BYU (Sept. 16) ... Posted a sack at LSU (Sept. 23) ... Tallied one tackle vs. Texas A&M (Sept. 30) and at Ole Miss (Oct. 7) ... Made one stop with a half tackle for loss vs. Mississippi State (Oct. 21) ... Logged two tackles against Auburn (Nov. 11) ... Recorded one tackle in each of the final two games of the season vs. Florida International (Nov. 18) and Missouri (Nov. 24).

AT LOUISIANA TECH

2022 (REDSHIRT JUNIOR): Started in all 12 games at defensive tackle ... Picked up First-Team All-Conference USA honors ... Posted 24 total tackles, including 18 solo stops, with 4.0 tackles for loss and two sacks ... Forced two fumbles ... Registered three quarterback hurries ... Tallied a quarterback hurry in back-to-back games against SFA (Sept. 10) and Clemson (Sept. 17) ... Recorded first career forced fumble vs. Rice (Oct. 22) ... Had a dominant outing vs. Middle Tennessee (Nov. 5), compiling two tackles, include one sack for a loss of seven yards, while forcing a fumble ... Made a season high four tackles and one sack vs. Charlotte (Nov. 19) ... Notched at least one tackle in 11 of 12 games ... Registered five games with multiple stops.

2021 (REDSHIRT SOPHOMORE): Started in all 12 games at defensive tackle ... Filed 25 total tackles, including 11 solo stops with 4.0 tackles for loss and a sack ... Recorded four quarterback hurries and two pass breakups ... Had a tackle in nine of 12 games ... Registered four tackles in four games ... Posted four tackles, including two tackles for loss, and a sack vs. Rice (Nov. 27).

2020 (REDSHIRT FRESHMAN): Saw action in all 10 games and made eight starts at defensive tackle ... Recorded 23 total tackles, including eight solo stops, 1.5 tackles for loss and one pass breakup ... Totaled a season high five tackles in back-to-back games at UTSA (Oct. 24) and UAB (Oct. 31) ... Registered at least one tackle in eight of 10 games.

2019 (FRESHMAN): Redshirted in his first season, playing in just one game ... Made his collegiate debut at Texas (Aug. 31).

HIGH SCHOOL: Rated a three-star prospect by 247Sports out of Henderson High School in Henderson, Texas ... Helped lead Henderson to a 9-5 record and a quarterfinal appearance in state playoffs as a senior ... Named all-district as a senior in 2018.

PERSONAL: Del'Keiveon Ke'Unta Rose ... Nickname is "Keivie" ... Son of Lakeysha Medford ... Has two siblings, Missy and Jay ... Birthdate: Dec. 14, 2000.

CAREER DEFENSIVE STATS

	GP/GS	UA	A	TOTAL	TFL	SACK	FF/FR	INT	QBH	PD
2019 (LT)	1/0	0	0	0	0.0	0.0	0/0	0	0	0
2020 (LT)	10/8	8	15	23	1.5	0.5	0/0	0	0	1
2021 (LT)	12/12	11	15	26	4.5	1.0	0/0	0	4	2
2022 (LT)	12/12	18	6	24	4.0	2.0	2/0	0	3	0
2023	12/2	7	8	15	3.5	2.5	0/0	0	0	0
TOTAL	47/34	44	44	88	13.5	6.0	2/0	0	7	3



#20 ALEX SANFORD

LB | 6-1 | 225 | So. | 1L
Oxford, Miss. (Oxford HS)

2023 (FRESHMAN): Played in 11 games as a true freshman, mainly on special teams ... Logged 135 snaps on special teams according to Pro Football Focus, seeing action on kickoff, kickoff return, punt and punt return teams ... Made his lone tackle of the season in win at Florida (Nov. 4).

HIGH SCHOOL: A consensus three-star prospect according to 247Sports, Rivals, ESPN and On3 ... Rated the No. 8 player in Mississippi and the No. 63 linebacker in the country by 247Sports ... No. 13 player in Mississippi and No. 25 inside linebacker nationally according to Rivals ... No. 18 player in Mississippi and No. 32 inside linebacker in the country by ESPN ... Played for head coach Chris Cutcliffe at Oxford High School in Oxford, Miss. ... Four-year varsity player, registering 100 tackles in three of his four high school seasons ... As a freshman, recorded two total tackles and a quarterback hurry ... As a sophomore, totaled 116 tackles with 23.0 tackles for loss and 4.0 sacks ... Gathered 22 quarterback hurries ... Also caused four fumbles, recovered two fumbles, blocked a pair of punts and broke up one pass ... As a junior, racked up 120 total tackles with 17.0 tackles for loss, 3.0 sacks and five quarterback hurries ... Also had two pass breakups, two blocked punts and one fumble recovery ... As a senior, posted 104 total tackles, including 18.0 tackles for loss and 9.0 sacks ... Credited with seven quarterback hurries ... Had three forced fumbles, two fumble recoveries and one pass breakup ... Son of Alex and Jennifer Sanford ... Has a brother, Andrew, and a sister, Alayna ... Birthdate: April 27, 2004 ... CHOSE ARKANSAS OVER: Auburn, Ole Miss, Tennessee, and others.

CAREER DEFENSIVE STATS

	GP/GS	UA	A	TOTAL	TFL	SACK	FF/FR	INT	QBH	PD
2023	11/0	1	0	1	0.0	0.0	0/0	0	0	0
TOTAL	11/0	1	0	1	0.0	0.0	0/0	0	0	0

RETURNING PLAYERS



#6 ISAIAH SATEGNA

WR | 5-11 | 183 | R-So. | 1L
Fayetteville, Ark. (Fayetteville HS)

2024 SECOND-TEAM PRESEASON ALL-SEC (PHIL STEELE)

2023 THIRD-TEAM ALL-SEC (PHIL STEELE)

2023 FRESHMAN ALL-SEC (COACHES)

2023 (REDSHIRT FRESHMAN): Earned Freshman All-SEC from the league's coaches and Third-Team All-SEC honors from Phil Steele as a return specialist, playing in all 12 games with one start ... Caught 15 passes for 129 yards and two touchdowns to go with 23 kick returns for 500 yards and 15 punt returns for 180 yards and one touchdown ... Led the team with 837 all-purpose yards, including four games 100-yard games ... His 23 kick returns are tied for sixth in a single season by a Razorback in school history with his 500 kick return yards cracking the school's single-season top 10 at 10th ... His 680 total return yards are the sixth-most in a single season by a Razorback in program history ... Accounted for 111 all-purpose yards in win over Western Carolina (Sept. 2), catching two passes for 14 yards, returning two kicks for 23 yards and two punts for 51 yards ... Took a punt 88 yards to the house for a touchdown vs. BYU (Sept. 16) as part of his 174 all-purpose yards ... His 88-yard punt return is the fourth-longest punt return TD in school history with his 169 returns yards vs. the Cougars the third-most ... Returned one kick for 19 yards at LSU (Sept. 23) ... Caught one pass for two yards and returned three kicks for 82 yards, including a season-best 36-yard return ... Hauled in his first touchdown pass of the season at Alabama (Oct. 14) and added 36 yards on a pair of kick returns ... Set a career-best with three catches in win at Florida (Nov. 4) for 22 yards, topped 100 all-purpose yards for the third time with 108 yards (69 punt return yards, 17 kick return yards) ... Caught the longest pass of his career vs. Auburn (Nov. 11), snagging a 35-yarder ... Amassed 165 all-purpose yards for the fourth time vs. Florida International (Nov. 18), returning four kicks for 100 yards, rushing once for 28 yards and catching two passes for 37 yards - including a 32-yard touchdown.

2022 (FRESHMAN): Saw action in four games to reserve his redshirt in his first season at Arkansas ... Caught two passes for 12 yards ... Hauled in his first career reception in win at Auburn (Oct. 29), taking a pop pass 10 yards ... Had one reception for two yards in AutoZone Liberty Bowl victory over Kansas (Dec. 28) ... Emerged during spring practice in 2023, capping the spring with three catches for 90+ yards and two touchdowns in team's final scrimmage.

HIGH SCHOOL: Consensus four-star prospect by 247Sports, Rivals and ESPN ... Member of Rivals250, coming in as the No. 159 overall prospect in the nation ... Top-rated prospect in the state of Arkansas and No. 29 wide receiver according to 247Sports ... No. 1 overall prospect in Arkansas and No. 24 wide receiver in the country by Rivals ... Played wide receiver for head coach and former Arkansas QB Casey Dick at Fayetteville High School ... 172 receptions for 3,261 yards and 25 touchdowns during his high school career, including 100 catches for a nation-leading 1,908 yards and 17 touchdowns as a senior for state runner-up Bulldogs ... Totaled six rushing attempts for 157 yards and three touchdowns on the ground in his career ... Also returned kickoffs, accumulating 484 total return yards (24.2 avg.) with one kickoff return touchdown during his high school career ... Competed in track & field at Fayetteville, checking in as the No. 4 prospect in the nation for the 2022 class by MileSplit ... Named 2021-22 Gatorade Arkansas Boys Track & Field Player of the Year ... **CHOSE ARKANSAS OVER:** Auburn, Baylor, Cincinnati, Colorado, Florida State, Oregon and others.

PERSONAL: Son of Mario and Dahlia Sategna ... Has one sister, Isabella ... Born July 11, 2003.

CAREER RECEIVING STATS

	GP/GS	REC	YDS	AVG	TD	LNG
2022	4/0	2	12	6.0	0	10
2023	12/1	15	129	8.6	2	35
TOTAL	16/1	17	141	8.3	2	35

CAREER PUNT RETURN STATS

	GP/GS	REC	YDS	AVG	TD	LNG
2022	4/0	0	0	0.0	0	0
2023	12/1	15	180	12.0	1	88
TOTAL	16/1	15	180	12.0	1	88

CAREER KICK RETURN STATS

	GP/GS	REC	YDS	AVG	TD	LNG
2022	4/0	0	0	0	0	0.0
2023	12/1	23	500	0	36	21.7
TOTAL	16/1	23	500	0	36	21.7



RETURNING PLAYERS



#45 MAX SCHMIDLY

LS | 6-3 | 210 | R-Fr. | RS
Charlotte, N.C. (Myers Park HS)

2023 (FRESHMAN): Redshirted during his first season.

HIGH SCHOOL: Played at Myers Park High School in Charlotte, N.C. ... Named First-Team Charlotte All-Observer as a long snapper in 2022 ... Rated a 4.5-star prospect by Rubio Long Snapping and the No. 61 overall long snapper in the 2023 class.

PERSONAL: Son of Jason and Wendy Schmidly ... One of triplet brothers with Eli and Ike also playing college sports, Ike plays baseball at James Madison and Eli is a golfer at Charlotte.



#57 MASON SCHUECK

LB | 6-2 | 224 | R-Fr. | RS
Little Rock, Ark. (Pulaski Academy)

2023 (REDSHIRT FRESHMAN): Did not see game action in his second season.

2022 (FRESHMAN): Redshirted during his initial season on campus.

HIGH SCHOOL: Helped lead Pulaski Academy to a third straight state title in 2021 for head coach and former Razorback Anthony Lucas ... Made 75 tackles with 10 tackles for loss and a fumble recovery as a senior.



#34 JABRAE SHAW

DB | 5-10 | 194 | R-Fr. | RS
Little Rock, Ark. (Mills HS)

2023 (FRESHMAN): Redshirted during his initial season on campus.

HIGH SCHOOL: Attended Mills High School in Little Rock, Ark. ... Joined Razorbacks as a preferred walk-on ... Led state with 11 interceptions across 12 games as a senior ... Recorded 81 tackles, three tackles for loss, 11 interceptions, nine pass breakups, three fumble recoveries and one forced fumble as a senior ... Registered 336 rushing yards on 22 attempts with 10 scores along with 51 receptions for 977 yards and seven touchdowns during senior season.



#15 JAHEIM SINGLETARY

DB | 6-2 | 188 | R-So. | 1L
Jacksonville, Fla. (Riverside HS/Georgia)

2023 (REDSHIRT FRESHMAN): Played in 10 games with four starts during his first at Arkansas ... Recorded 17 tackles with a half tackle for loss and four pass break-ups ... Earned his first career start in the season-opening win over Western Carolina (Sept. 2), making six tackles with a half tackle for loss ... Recorded one stop vs. Kent State (Sept. 9) ... Broke up two passes vs. BYU (Sept. 16) ... Logged three tackles and broke up one pass at LSU (Sept. 23) ... Made three stops vs. Texas A&M (Sept. 30) ... Broke up one pass and recorded one tackle at Alabama (Oct. 14) ... Tallied three tackles vs. Missouri (Nov. 24).

AT GEORGIA

2022 (FRESHMAN): Redshirt season ... Played in three games as a true freshman but did not record any stats ... Made his collegiate debut against Samford (Sept. 10).

HIGH SCHOOL: Played for head coach O.J. Small at Riverside High School in Jacksonville, Fla. ... Selected to play in 2022 Under Armour All-American Game ... 247Sports.com four-star prospect ... Ranked as the No. 8 cornerback prospect nationally, the No. 8 prospect in Florida and the No. 66 prospect nationally ... PrepStar Magazine five-star prospect, No. 5 CB prospect, No. 3 prospect in Florida and No. 18 prospect nationally ... ESPN.com four-star prospect, No. 3 CB prospect, No. 5 prospect in Florida and No. 20 prospect nationally ... Rivals.com five-star prospect, No. 2 CB prospect, No. 2 prospect in Florida and No. 10 prospect nationally ... Helped lead Riverside HS to a 10-2 record and FHSAA Class 6A regional semifinals in his 2021 senior season ... Finished his senior season with Generals with 28 total tackles, 21 solo tackles, with seven passes defended and four interceptions ... Registered 18 tackles, 15 solo stops, with six passes defended and three interceptions in 2020 junior season ... Notched 47 total tackles, 37 solo and 11 assists in 2019 sophomore season ... Posted 27 tackles, 24 solo, with six passes defended and seven interceptions in 2018 freshman season.

CAREER DEFENSIVE STATS

	GP/GS	UA	A	TOTAL	TFL	SACK	FF/FR	INT	QBH	PD
2022 (UGA)	3/0	0	0	0	0.0	0.0	0/0	0	0	0
2023	10/4	10	7	17	0.5	0.0	0/0	0	0	4
TOTAL	13/4	10	7	17	0.5	0.0	0/0	0	0	4

RETURNING PLAYERS



#3 MALACHI SINGLETON

QB | 6-1 | 224 | R-Fr. | RS
Kennesaw, Ga. (North Cobb HS)

2023 (FRESHMAN): Redshirted during his first season ... Had a productive spring under new offensive coordinator Bobby Petrino, ending the spring as the No. 2 quarterback.

HIGH SCHOOL: Enrolled early to participate in spring practice ... A consensus four-star prospect according to 247Sports, Rivals and ESPN ... No. 242 prospect in Top247 rankings ... Rated the No. 31 player in Georgia and the No. 5 dual-threat quarterback nationally by Rivals ... Played for head coach Shane Queen at North Cobb High School in Kennesaw, Ga. ... As a junior, completed 166-of-221 passes (75.1%) for 2,316 yards and 24 touchdowns with just three interceptions ... Also rushed for 1,018 yards and 25 touchdowns ... As a senior, completed 22-of-43 passes for a touchdown while also rushing for 197 yards and one score before his season was cut short due to an injury ... **CHOSE ARKANSAS OVER:** Georgia, Georgia Tech, Indiana, Louisville, Miami (FL), NC State, Virginia, Virginia Tech, West Virginia and others.

PERSONAL: Son of Carlo and Margaret Singleton ... Has three brothers, Christian, Cobe and Marcus, and one sister, Courtlyn ... Birthdate: June 2, 2004.



#65 AARON SMITH

OL | 6-6 | 288 | R-Fr. | RS
Conway, Ark. (Conway HS)

2023 (FRESHMAN): Redshirted during his first season at Arkansas, playing in one game vs. Florida International (Nov. 18).

HIGH SCHOOL: Attended Conway High School in Conway, Ark. ... Joined the Razorbacks as a preferred walk-on ... **CHOSE ARKANSAS OVER:** Arkansas State, Air Force, Harvard, Dartmouth, Colorado State, Louisiana, UT-Martin, Columbia, Brown, UCA, Yale, Murray State and others.



#22 BRAD SPENCE

LB | 6-2 | 243 | So. | 1L
Houston, Texas (Klein Forest HS)

2023 (FRESHMAN): Played in 11 games with one start as a true freshman, making 16 tackles with 1.5 tackles for loss, one fumble recovery and one interception ... Picked off a pass in his collegiate debut vs. Western Carolina (Sept. 2), returning it 85 yards for a touchdown - the first of a nation-leading four pick sixes for the team on the season ... Earned his first career start vs. Kent State (Sept. 9), making three tackles ... Logged a single solo stop vs. BYU (Sept. 16) ... Recorded a career-best four tackles vs. Texas A&M (Sept. 30) and recovered a fumble ... Made two tackles, including a half tackle for loss, at Ole Miss (Oct. 7) ... Tallied a pair of stops at Alabama (Oct. 14) ... Made two solo stops, including a tackle for loss, vs. Auburn (Nov. 11).

HIGH SCHOOL: Enrolled early and participated in spring practice ... A consensus three-star prospect according to 247Sports, Rivals, ESPN and On3 ... Rated the No. 26 inside linebacker nationally by ESPN ... No. 38 outside linebacker according to Rivals ... Played for head coach Johnathan Wilson at Klein Forest High School in Houston, Texas ... As a sophomore, recorded 18 total tackles, including 4.0 tackles for loss, 1.0 sack and one quarterback hurry ... Also forced a pair of fumbles ... As a junior, logged 72 total tackles with 11.0 tackles for loss, 1.5 sacks and seven quarterback hurries ... Tallied six pass breakups and one fumble recovery ... As a senior, totaled 85 tackles with 12.0 tackles for loss and 8.0 sacks ... Accumulated 13 quarterback hurries ... Tallied two fumble recoveries ... Named District 15-6A Defensive MVP ... **CHOSE ARKANSAS OVER:** Arizona State, Cal, Colorado, Duke, Indiana, Iowa State, Kansas, Kansas State, Louisville, Mississippi State, Nebraska, Northwestern, Texas, Utah, Vanderbilt, Washington State, Wisconsin and others.

PERSONAL: Son of Armand Spence and Yashika Oglesby ... Has a brother, Trent Spence, and a sister, Kia Oglesby ... Birthdate: May 8, 2005.

CAREER DEFENSIVE STATS

	GP/GS	UA	A	TOTAL	TFL	SACK	FF/FR	INT	QBH	PD
2023	11/1	7	9	16	1.5	0.0	0/1	1	0	0
TOTAL	11/1	7	9	16	1.5	0.0	0/1	1	0	0



RETURNING PLAYERS



#48
ELI STEIN

LS | 6-3 | 225 | Jr. | 2L
Cambridge, Wis. (Cambridge HS)

2023 (SOPHOMORE): Started all 12 games and served as the team's primary long snapper for the second straight season ... Made his first career tackle vs. BYU (Sept. 16) ... Recorded 118 snaps according to Pro Football Focus, making every snap on special teams during the season.

2022 (FRESHMAN): Started the first 11 games of the season as the team's long snapper before a finger injury forced him to miss the final two games of the season ... Logged 116 special teams snaps according to Pro Football Focus with 59 on the punt unit and 54 on the field goal unit.

HIGH SCHOOL: Consensus five-star prospect by Kohl's Kicking and Rubio Long Snapping ... Rated the No. 2 long snapper in the country by Kohl's Kicking ... No. 3 long snapper nationally per Rubio Long Snapping ... Played tight end and linebacker in addition to snapping for head coach Mike Klingbeil at Cambridge High School ... Team captain ... Also played basketball and competed in track & field ... **CHOSE ARKANSAS OVER:** Baylor, Illinois, Stanford, Wisconsin and others.

PERSONAL: Son of Jeff and Heide Stein ... Father, Jeff, played football at Wisconsin ... Has one brother, Ezra, and two sisters, Elyssa and Emily ... Born April 11, 2004.



#14
BRYCE STEPHENS

WR | 6-0 | 187 | R-Jr. | 2L
Oklahoma City, Okla. (John Marshall HS)

2023 (REDSHIRT SOPHOMORE): Played in three games seeing time on special teams and offense but did not record any stats.

2022 (REDSHIRT FRESHMAN): Played in all 13 games as a redshirt freshman, seeing action with the offense and on special teams ... Posted career-bests with nine receptions, 109 yards and his first career touchdown ... Returned 15 punts for 149 yards (9.93 avg) and a touchdown as the team's primary punt returner ... Made a game-turning play with an 82-yard punt return to put Arkansas in the lead in the fourth quarter of win vs. Missouri State (Sept. 17), totaling 105 punt return yards on three returns - the eighth-most in a single game by a Razorback and the 10th-most by a team in a single game ... Hauled in two passes, including a career-long 54-yard bomb, for 59 yards and his first career touchdown at Mississippi State (Oct. 8) ... Snagged a pair of passes for 11 yards in win at Auburn (Oct. 29) ... Two receptions for 12 yards vs. Liberty (Nov. 5) ... Logged his first rushing attempt as a Razorback, gaining 21 yards on a reverse to go with one catch for 17 yards in AutoZone Liberty Bowl victory over Kansas (Dec. 28).

2021 (FRESHMAN): Appeared in four games and redshirted ... According to Pro Football Focus, played in 44 snaps with 34 on offense and 10 on special teams ... Hauled in first collegiate reception and finished the game with three catches for five yards in Outback Bowl win over Penn State (Jan. 1).

HIGH SCHOOL: Consensus three-star prospect by 247Sports, Rivals and ESPN ... Ranked the No. 86 wide receiver in his class by Rivals ... Rated the No. 8 player in Oklahoma by Rivals ... Played wide receiver for head coach Jeff Horrocks at John Marshall High School ... As a senior, played in eight games, making 32 catches for 686 yards (21.4 ypc) and nine touchdowns ... His junior year, made 21 grabs for 416 yards (19.8 ypc) and six touchdowns in nine games ... Also ran 11 times for 224 yards (20.4 ypc) and three touchdowns ... Hauled in 43 receptions for 1,004 yards (23.3 ypc) and 15 touchdowns in 11 games as a sophomore ... Also competed in track and field in 100m and 200m events ... **CHOSE ARKANSAS OVER:** Oklahoma State, TCU, Tulsa, Iowa State, Nebraska and others.

PERSONAL: Born June 28, 2002.

CAREER RECEIVING STATS

	GP/GS	REC	YDS	AVG	TD	LNG
2021	4/0	3	5	1.7	0	6
2022	13/0	9	109	12.1	1	54
2023	3/0	0	0	0.0	0	0
TOTAL	20/0	12	114	9.5	1	54

CAREER PUNT RETURN STATS

	GP/GS	REC	YDS	AVG	TD	LNG
2021	4/0	3	53	17.7	0	27
2022	13/0	15	149	9.9	1	82
2023	3/0	0	0	0.0	0	0
TOTAL	20/0	18	202	11.2	1	82

RETURNING PLAYERS



#1 KEE'YON STEWART

DB | 6-0 | 184 | *R-Sr. | 1L
Houston, Texas (North Shore HS/TCU)

2023 (REDSHIRT SENIOR): Played in 10 games with a pair of starts in his first season as a Razorback, recording 10 tackles ... Made his Arkansas debut vs. Kent State (Sept. 9) making one tackle in a season-high 54 snaps according to Pro Football Focus ... Recorded one stop vs. BYU (Sept. 16) ... Logged a season-high four tackles in his first start of the season at Alabama (Oct. 14) ... Matched his season-high with four tackles in his second start of the season vs. Florida International (Nov. 18).

AT TCU

2022 (REDSHIRT JUNIOR): Saw action in 13 games ... Recorded 14 total tackles, three pass breakups and one forced fumble ... Broke up a career-high two passes vs. Colorado (Sept. 2) ... Had a career high six solo stops against SMU (Sept. 24) ... Logged his second game of the season with multiple tackles after amassing two solo stops vs. Iowa State (Nov. 26) ... Tallied his first career forced fumble against the Cyclones ... Made one solo tackle in the national championship vs. Georgia (Jan. 9).

2021 (JUNIOR): Appeared in three games with one start ... sidelined by injury for the opening eight contests ... Had five solo stops on the season ... Hauled in first career interception in his season debut vs. Baylor (Nov. 6) ... Registered two solo tackles against Oklahoma State (Nov. 13) ... Made three solo stops and one pass breakup vs. Kansas (Nov. 20).

2020 (SOPHOMORE): Saw action in first five games before a season-ending injury ... Recorded two tackles vs. Kansas State (Oct. 10) ... Logged season high four tackles, including 0.5 tackles for a loss of one yard, against Oklahoma (Oct. 24) ... Made his long start of the year in win vs. Baylor (Oct. 31), snaring his first career sack and filing three tackles along with a pass breakup.

2019 (FRESHMAN): Played in nine games with six starts as a true freshman ... Made first start in collegiate debut vs. UAPB (Aug. 31), recording one tackle and two pass breakups ... Became first TCU true freshman to start at cornerback since 2015 ... Registered a season high four tackles on three occasions ... Made season high four tackles, including two solo stops, along with a pass breakup against Purdue (Sept. 14) ... Matched season high in tackles with four vs. Texas (Oct. 26) ... Tied season high in tackles with four and recorded a pass breakup vs. Oklahoma (Nov. 23).

HIGH SCHOOL: Rated a three-star recruit by Rivals ... Tabbed the No. 12 cornerback in Texas and No. 100 in the nation ... Guided North Shore High School in Houston, Texas to the Texas Class 6A Division I state championship as a senior ... Also held offers from Texas Tech, Louisville and Utah.

CAREER DEFENSIVE STATS

	GP/GS	UA	A	TOTAL	TFL	SACK	FF/FR	INT	QBH	PD
2019 (TCU)	9/6	14	4	18	0.0	0.0	0/0	0	0	4
2020 (TCU)	5/1	6	3	9	1.5	1.0	0/0	0	0	1
2021 (TCU)	3/1	5	0	5	0.0	0.0	0/0	1	0	1
2022 (TCU)	13/0	13	1	14	0.0	0.0	1/0	0	0	3
2023	10/2	8	2	10	0.0	0.0	0/0	0	1	0
TOTAL	40/10	46	10	56	1.5	1.0	1/0	1	1	9



#67 JOSH STREET

OL | 6-6 | 312 | R-Jr. | 2L
Bentonville, Ark. (Bentonville HS)

2022 FALL SEC ACADEMIC HONOR ROLL

2023 (REDSHIRT SOPHOMORE): Played in 11 games, seeing the bulk of action on special teams ... Earned seven snaps at left guard in season-opening win over Western Carolina (Sept. 2) and a single play at left guard at LSU (Sept. 23) ... Was a key member of the punt team (57 snaps) and field goal/extra point team (48 snaps).

2022 (REDSHIRT FRESHMAN): Played in all 13 games in his first collegiate action, primarily serving on special teams ... Logged 77 snaps on punt (63) and field goal (12) units, according to Pro Football Focus.

2021 (FRESHMAN): Redshirted as a true freshman and did not see any game action.

HIGH SCHOOL: Played senior season at Bentonville High School after previously playing at Danville High School ... As a senior in 2020, member of 10-1 Tigers squad ... Named all-state while at Danville ... Came to Arkansas as a preferred walk-on ... **CHOSE ARKANSAS OVER:** Southeastern Louisiana, Maryland, Kansas, Louisiana-Monroe and others.

PERSONAL: Born Dec. 19, 2002.

RETURNING PLAYERS



#4 ISAAC TeSLAA

WR | 6-4 | 218 | *Sr. | 1L
Hudsonville, Mich. (Unity Christian HS/Hillsdale College)

2022 GMAC OFFENSIVE PLAYER OF THE YEAR

2022 HONORABLE MENTION ALL-AMERICAN (DON HANSEN)

2023 (SENIOR): Started all 12 games in his first season at Arkansas, catching 34 passes for 351 yards and two touchdowns ... Led the team with eight contested catches according to Pro Football Focus and finished second on the squad in receptions and yards ... No drops in 64 targets according to PFF ... Caught at least one pass in all 12 games ... Debuted as a Razorback with three catches for 66 yards and a score vs. Western Carolina (Sept. 2) ... Caught three passes for 51 yards vs. Kent State (Sept. 9) ... Hauled in a season-best four passes for 26 yards vs. BYU (Sept. 16) ... Three catches for 31 yards at LSU (Sept. 23) ... Held to one catch vs. Texas A&M (Sept. 30) and at Ole Miss (Oct. 7) ... Racked up 25 yards on four catches at Alabama (Oct. 14) ... Caught two passes for 11 yards vs. Mississippi State (Oct. 21) ... Snagged four passes for 31 yards in win at Florida (Nov. 4) ... Hauled in his second TD of the season vs. Auburn (Nov. 11), catching three passes for 32 yards ... Matched his season-best for the fourth time with four catches for 37 yards vs. Florida International (Nov. 18) ... Caught two passes for 34 yards vs. Missouri (Nov. 24).

AT HILLSDALE COLLEGE

2022 (JUNIOR): Named the Great Midwest American Conference Offensive Player of the Year and team MVP after hauling in 68 passes for 1,325 yards and 13 touchdowns ... Earned All-American Honorable Mention recognition from Don Hansen Football Committee ... Caught at least one pass in all 11 games for Hillsdale while recording seven 100-yard receiving games and averaging 120.5 yards per game ... Opened the season with seven catches for 157 yards and a pair of scores in win at Lake Erie (Sept. 3) ... Followed up with a career game in win over Walsh (Sept. 10), posting career-bests in receptions (8), yards (189) and touchdowns (3) ... Caught five passes for 49 yards and a score in a loss to Truman (Sept. 17) ... Matched his career-best with eight receptions at Missouri S&T (Sept. 24), catching a TD pass for the fourth straight game with two scores and 177 yards ... Racked up 85 yards on six catches at Kentucky Wesleyan (Oct. 1) but was held out of the end zone for the first time during the 2022 season ... Had only one reception for 55 yards against Tiffin (Oct. 8) ... Caught seven passes for 96 yards and a TD at Northwood (Oct. 15) ... Posted his first of four straight 100-yard games with six receptions for 107 yards and two touchdowns against Findlay (Oct. 22) ... Tallied six catches for 116 in win over Ashland (Oct. 29) ... Snagged a pair of scores on six catches for 146 yards against Michigan Tech (Nov. 5) ... Matched his career-best for the third time during the season with eight receptions for 148 yards at Ohio Dominican in season finale ... Transferred to Arkansas following the season in order to participate in spring practice.

2021 (SOPHOMORE): Had a breakout season for the Chargers, seizing a starting job in the second week of the season and finishing the year as Hillsdale's leader in receptions (45), receiving yards (698) and receiving touchdowns (7) to earn second-team all-conference ... Finished fourth in the Great Midwest American Conference in receiving yards and third in touchdown catches with fewer catches than any other player in the top eight of either category (45) ... Recorded his first career 100-yard game with 166 yards and a score on nine catches against Indianapolis (Sept. 11) ... Earned G-MAC Offensive Player of the Week honors after hauling in three touchdown passes and recording the eighth-most receiving yards in school history with 193 yards against Findlay (Oct. 23) ... Named the team's Outstanding Offensive Back following the 2021 season.

2020-21 (FRESHMAN): Saw action on special teams before earning a spot in the starting lineup midseason as a true freshman ... Finished second on the team in total receiving yardage (93) and led the Chargers in yards per catch (18.6) in just three games ... His 51-yard reception against Ohio Dominican (4/24) was Hillsdale's longest offensive play from scrimmage in the Spring 2021 season, and his 69 yards against the Panthers were a team best during the season.

HIGH SCHOOL: Led Unity Christian High School in Hudsonville, Mich., to a MHSAA Division 5 state title in 2018 and a Division 4 semifinal appearance in 2019 as the team's QB ... Also starred on the hardwood for the Crusaders, winning the 2018-19 Division 2 state championship ... Earned OK Green All-Conference honors in both 2018 and 2019, and was named first-team All-State in Division 4 in 2019 ... As a senior, ran for 1,139 yards and 14 touchdowns with 448 yards passing and 10 more touchdowns ... Won a Division 2 regional championship in the long jump in 2019, setting the Unity Christian school record with a distance of 22' 3.75" ... Graduated Summa Cum Laude from Unity Christian with a 4.0 GPA.

PERSONAL: Son of Mark and Stephanie TeSlaa ... Has three sisters - Maddie, Ellie and Josie ... Father played wide receiver at Hillsdale (1992-96), earning team MVP honors in 1996 ... The Athletic named him one of the top available transfers out of Hillsdale College ... Led all Arkansas wide receivers in the weight room during the offseason, bench pressing 315 pounds, squatting 455 with a broad jump of 10'5" and 38" vertical jump ... TRANSFERRED TO ARKANSAS OVER: Arizona, Baylor, Colorado, Houston, Iowa, Iowa State, Miami, Oklahoma State, Ole Miss, Nebraska, Purdue, Texas A&M, Wisconsin, among others.

CAREER RECEIVING STATS

	GP/GS	REC	YDS	AVG	TD	LNG
2020-21 (HC)	3/2	5	93	18.6	0	51
2021 (HC)	12/11	45	698	15.5	7	81
2022 (HC)	11/11	68	1325	19.5	13	76
2023	12/12	34	351	10.3	2	36
TOTAL	38/36	152	2467	16.2	21	81

RETURNING PLAYERS



**#41
KYLE THOMPSON**

FB | 6-3 | 262 | R-So. | 1L
Aledo, Texas (Aledo HS)

2023 (REDSHIRT FRESHMAN): Played in one game during his second season ... Made his collegiate debut in the season-opening win over Western Carolina (Sept. 2) making two tackles in 12 snaps ... Moved to fullback during spring practice.

2022 (FRESHMAN): Redshirted in his first season with the Razorbacks.

HIGH SCHOOL: Played defensive end at Aledo HS in Aledo, Texas, helping lead the Bearcats to a 12-1 mark and the third round of the state playoffs as a senior ... Made 49 stops (30 solo) with three sacks, 20 quarterback hurries and two fumble recoveries in his final year.

PERSONAL: Born Dec. 10, 2003 ... Nickname is Boogie.

CAREER DEFENSIVE STATS

	GP/GS	UA	A	TOTAL	TFL	SACK	FF/FR	INT	QBH	PD
2023	1/0	0	2	2	0.0	0.0	0/0	0	0	0
TOTAL	1/0	0	2	2	0.0	0.0	0/0	0	0	0



**#79
TOMMY VARHALL**

OL | 6-8 | 347 | R-Jr. | SQ
Overland Park, Kan. (IMG Academy/Maryland)

2023 (REDSHIRT SOPHOMORE): Did not see action in his first year at Arkansas as a reserve offensive lineman.

AT MARYLAND

2022 (REDSHIRT FRESHMAN): Did not see game action in 2022 ... Transferred to Arkansas following the season and participated in spring practice.

2021 (FRESHMAN): Redshirted during his first season at Maryland.

HIGH SCHOOL: Attended IMG Academy in Bradenton, Fla. ... Transferred to IMG Academy in as a senior after playing at Blue Valley Northwest High School in Overland Park, Kan., as a junior.



**#8
TY WASHINGTON**

TE | 6-4 | 249 | R-So. | 1L
Leesburg, Ga. (Lee County HS)

2023 (REDSHIRT FRESHMAN): Started three games and played in nine before a season-ending shoulder injury ... Caught 11 passes for 170 yards and two touchdowns, all within a four-game stretch ... Hauled in a career-high seven passes on a career night at Ole Miss (Oct. 7) with 90 yards and two touchdowns ... Logged 24 yards on one catch in his first career start at Alabama (Oct. 14) ... Caught one pass for 19 yards vs. Mississippi State (Oct. 21) ... Brought in a pair of passes for 37 yards before injuring his shoulder in win at Florida (Nov. 4).

2022 (FRESHMAN): Played in five games and preserved his redshirt with new NCAA rule allowing bowl games to not count towards redshirt rules ... Saw action in each of the team's first four games, primarily on special teams ... Caught his one and only pass of the season in the AutoZone Liberty Bowl victory over Kansas (Dec. 28), a 17-yard touchdown in the first quarter.

HIGH SCHOOL: Enrolled early at Arkansas and participated in spring practices ... A consensus three-star prospect according to 247Sports, Rivals and ESPN ... Rated the No. 55 player in Georgia and the No. 29 tight end in the country by Rivals ... Played tight end and was a three-year starter for head coach Dean Fabrizio at Lee County High School ... Hauled in 22 receptions for 307 yards (14.0 ypc) and five touchdowns as a senior ... Named first team in Region 1-6A and helped the team to an 11-2 record and state quarterfinal appearance ... As a junior, made 17 catches for 258 yards (15.2 ypc) and 11 touchdowns ... Member of a 12-2 team that reached the state title game ... CHOSE ARKANSAS OVER: South Carolina, Tennessee, Nebraska, UCF, Georgia Tech and others.

PERSONAL: Son of Donta and Vanessa Washington ... Has one sister, Aiya ... Born June 8, 2004.

CAREER RECEIVING STATS

	GP/GS	REC	YDS	AVG	TD	LNG
2022	5/0	1	17	17.0	1	17
2023	9/3	11	170	15.5	2	34
TOTAL	14/3	12	187	15.6	3	34



**#47
BRAYLON WATSON**

DB | 6-2 | 198 | R-So. | SQ
Malvern, Ark. (Malvern HS)

2023 (REDSHIRT FRESHMAN): Did not see game action in his second year.

2022 (FRESHMAN): Redshirted in his first season at Arkansas.

HIGH SCHOOL: Played at Malvern High School in Malvern, Ark. ... Joined the Razorbacks as a preferred walk-on.

PERSONAL: Born Dec. 26, 2003.

RETURNING PLAYERS



#52 DONOVAN WHITTEN

DL | 6-3 | 246 | R-Fr. | RS
Arkadelphia, Ark. (Arkadelphia HS)

2022 (FRESHMAN): Moved from linebacker to defensive line during the spring after redshirting during his first season.

HIGH SCHOOL: Attended Arkadelphia High School in Arkadelphia, Ark. ... Joined the Razorbacks as a preferred walk-on ... Played quarterback in high school and earned All-State honors after completing 183 of 291 passes for 2,793 yards and 44 scores as a senior ... Also totaled 483 rushing yards on 95 attempts with six touchdowns as a senior, leading Arkadelphia to the Arkansas Class 4A state semifinals ... Completed 211 of 326 passes for 3,605 yards and 43 touchdowns as a junior ... Tallied 115 rushes for 682 yards and six scores during junior season ... Also competed in baseball and wrestling at Arkadelphia HS.



#56 AMAURY WIGGINS

OL | 6-3 | 306 | R-Jr. | 1L
Pensacola, Fla. (Pine Forest HS/Coffeyville CC)

2022 FIRST-TEAM KANSAS JAYHAWK COMMUNITY COLLEGE CONFERENCE

2023 (REDSHIRT SOPHOMORE): Played in two games in his first season at Arkansas, seeing action vs. Western Carolina (Sept. 2) in the season opener and against Florida International (Nov. 18) ... Earned eight snaps vs. WCU and five snaps vs. FIU.

AT COFFEYVILLE CC

2022 (REDSHIRT FRESHMAN): Spent 2022 season at Coffeyville CC where he appeared in four games at center ... Earned first-team all-conference honors.

HIGH SCHOOL: Played at Pine Forest High School in Pensacola, Fla.



#1 JAEDON WILSON

WR | 6-3 | 177 | R-Jr. | 2L
DeSoto, Texas (DeSoto HS)

2023 (REDSHIRT SOPHOMORE): Started four games and played in all 12, catching 15 passes for 199 yards with two touchdowns ... Scored the first touchdown of the season in win over Western Carolina (Sept. 2), taking a screen pass 65 yards on the Razorbacks' second play of the year before finishing with career-highs in catches (3) and yards (83) ... Totaled two catches for 31 yards vs. Kent State (Sept. 9) ... Caught two passes for 16 yards vs. BYU (Sept. 16) ... One catch for six yards at Ole Miss (Oct. 7) ... Posted a pair of catches for seven yards vs. Mississippi State (Oct. 21) ... Hauled in two catches for 25 yards in win at Florida (Nov. 4) ... Matched his career-best with three receptions for 31 yards, including a 10-yard touchdown catch, vs. Florida International (Nov. 18).

2022 (REDSHIRT FRESHMAN): Played in eight games, catching three passes for 49 yards ... Caught his first collegiate pass at BYU (Oct. 15), hauling in a two-yard reception ... Made his biggest impact to date as a Razorback in victory over Kansas (Dec. 28) in AutoZone Liberty Bowl, catching two passes for 47 yards, including a 30-yard pass ... Also added a two-point reception in second overtime of win vs. Jayhawks ... Contributed on special teams.

2021 (FRESHMAN): Redshirt during his first season ... Appeared in one game, making his collegiate debut against Georgia Southern (Sept. 18) and playing in seven offensive snaps ... Did not record any statistics.

HIGH SCHOOL: Rated a consensus three-star prospect by 247Sports, Rivals and ESPN ... Rated the No. 96 wide receiver in his class and the No. 96 overall player in Texas by 247Sports ... Played wide receiver and was a senior captain for head coach Claude Mathis at DeSoto High School ... As a senior, made 25 catches for 488 yards (19.5 ypc) and eight touchdowns ... Totaled three two-touchdown games against Lake Ridge, Midway and Waco ... As a junior, hauled in 28 receptions for 520 yards (18.6 ypc) and seven touchdowns ... Made three grabs for a career-high 137 yards and two touchdowns against Mansfield ... In his sophomore year, made 29 grabs for 276 yards (9.5 ypc) ... **CHOSE ARKANSAS OVER:** Illinois, Louisville, Northwestern, Oregon State, Houston and others.

CAREER RECEIVING STATS

	GP/GS	REC	YDS	AVG	TD	LNG
2021	1/0	0	0	0.0	0	0
2022	8/0	3	49	16.3	0	30
2023	12/4	15	199	13.3	2	65
TOTAL	21/4	18	248	13.8	2	65



#19 DALLAS YOUNG

DB | 6-0 | 197 | R-Fr. | RS
Gardendale, Ala. (Gardendale HS)

2023 (FRESHMAN): Redshirted in his first season at Arkansas.

HIGH SCHOOL: Enrolled early at Arkansas and participated in spring practice ... A consensus three-star prospect according to 247Sports, Rivals, ESPN and On3 ... Rated the No. 19 player in Alabama and the No. 43 cornerback in the country by 247Sports ... Played for head coach Chad Eads at Gardendale High School in Gardendale, Ala. ... As a sophomore, totaled one tackle in one game played ... As a junior, racked up 32 total tackles (23 solo) with 2.0 tackles for loss and 2.0 sacks ... Recovered one fumble for a 30-yard touchdown and blocked two punts ... As a senior, recorded 70 total tackles, including 5.0 tackles for loss and 2.0 sacks ... Also broke up six passes and forced one fumble ... Selected to play in the 2022 Alabama-Mississippi All-Star Football Classic ... **CHOSE ARKANSAS OVER:** Colorado, Florida State, Georgia, Georgia Tech, Mississippi State, Ole Miss, Penn State, West Virginia, Tennessee and others.

PERSONAL: Son of Eric Young and Stephanie Rucker ... Has one sister, Albani ... Birthdate: April 19, 2005.

NEWCOMERS



#29 JADEN ALLEN

DB | 5-10 | 166 | Fr. | HS
Aledo, Texas (Aledo HS)

HIGH SCHOOL: A consensus three-star prospect according to 247Sports, Rivals, ESPN and On3 ... Rated the No. 58 cornerback nationally by Rivals ... No. 67 cornerback in the country by 247Sports ... No. 70 cornerback nationally by ESPN ... Played for head coach Robby Jones at Aledo High School in Aledo, Texas ... Totaled 127 tackles (95 solo) with 3.5 tackles for loss, including 0.5 sacks, over 43 career games ... Seven career interceptions, 21 pass breakups, one fumble recovery and one forced fumble ... As a senior, finished with 43 total tackles (30 solo) and 0.5 sacks in 11 games ... Also tallied one interception and one pass breakup ... Returned his only interception of the 2023 season for a touchdown ... As a junior, racked up 48 total tackles (34 solo) with 1.5 tackles for loss over 16 games ... Picked off three passes, recorded 11 pass breakups, recovered one fumble and forced one fumble on the year ... Also returned three kickoffs for 66 yards (22.0 avg) ... In 2021, tallied 28 total tackles (23 solo) and 2.0 tackles for loss over 13 games ... Logged two interceptions and six pass breakups as a sophomore ... During freshman season in 2020, made eight total tackles (all solo), had one interception and posted three pass breakups over three games ... Birthdate: April 3, 2006 ... **CHOSE ARKANSAS OVER:** Alabama, LSU, Michigan State, Mississippi State, Tennessee, Texas, USC and others ... Participated in spring practice after enrolling early.



#11 JORDAN ANTHONY

WR | 5-10 | 160 | R-So. | TR
Tylertown, Miss. (Tylertown HS/Texas A&M)

AT TEXAS A&M

2023 (REDSHIRT FRESHMAN): Appeared in four games ... Saw the field in the season-opening win over New Mexico ... Made three catches for 14 yards in the win over ULM ... Saw action against Mississippi State and ACU.

AT KENTUCKY

2022 (FRESHMAN): Redshirted in his first season, playing in two games against Louisville and Youngstown State ... Also starred on Kentucky's track and field team, breaking Kentucky's freshman record in the 60-meter (6.55) and 100-meter dash (10.16) and moved to No. 2 on Kentucky's all-time performers' list ... Named a First-Team All-American in the 60-meter class ... Earned silver medals in the 60-meter dash at the SEC and NCAA Indoor Championships ... Won 60-meter dash at the McCravy Memorial and TTU Red Raider Open ... Won the U-20 National Track 200-meter championship with a time of 20.34 seconds.

HIGH SCHOOL: Rated a four-star recruit in the 2022 signing class by Rivals, ESPN and 247Sports ... Tabbed No. 12 recruit in Mississippi and No. 25 athlete nationally by 247Sports ... Guided Tylertown HS to a 12-1 record as a senior ... Totaled 27 catches for 525 yards and 13 touchdowns as a senior ... Played in the Alabama-Mississippi All-Star Game ... Named 2022 Gatorade Mississippi Boys Track and Field Athlete of the Year.

CAREER RECEIVING STATS

	GP/GS	REC	YDS	AVG	TD	LNG
2022 (UK)	2/0	0	0	0.0	0	0
2023 (TAMU)	4/0	3	14	4.7	0	11
TOTAL	6/0	3	14	4.7	0	11



#54 KEYSHAWN BLACKSTOCK

OL | 6-5 | 319 | R-Jr. | TR
Covington, Ga. (Newton HS/Michigan St.)

AT MICHIGAN STATE

2023 (JUNIOR): Redshirt season ... Played in four games ... Made his season debut against Central Michigan (Sept. 1) ... Also saw action on the offensive line against Richmond (Sept. 8), against No. 8 Washington (Sept. 16) and against Maryland (Sept. 23).

PRIOR TO MICHIGAN STATE: Ranked the top junior college interior offensive lineman in the nation by 247Sports, Rivals, ESPN and On3 ... Rated one of the best overall junior college prospects in the nation by Rivals (No. 3), 247Sports (No. 7), ESPN (No. 16) and On3 (No. 33) ... Enrolled at Coffeyville Community College in Coffeyville, Kan., in 2021 and played two seasons for the Red Ravens (2021-22) ... In 2022, helped lead Coffeyville to an 8-3 overall record and a berth in the Division 1 NJCAA Playoffs ... Named a first-team junior college All-American ... Also named to the All-KJCCC First Team ... Before Coffeyville, attended Newton High School in Covington, Ga. ... Birthdate: June 21, 2002.



NEWCOMERS



#16 BLAKE BODA

QB | 6-4 | 214 | R-Fr. | TR
Daytona Beach, Fla. (Cocoa HS/Coastal Carolina)

AT COASTAL CAROLINA

2023 (FRESHMAN): Saw action in three games during his freshman campaign to reserve his redshirt ... Played against Duquesne, Marshall and Texas State during the season ... Completed his lone pass attempt for 14 yards vs. Texas State.

HIGH SCHOOL: Rated a three-star prospect at quarterback for the Class of 2023 by 247Sports ... Ranked as a two-star recruit at quarterback for the Class of 2023 by Rivals and a three-star prospect by QB Hit List ... Lettered in football his senior year at Cocoa High School for head coach Ryan Schneider ... Named the 2022 Florida High School Class 2S Florida Dairy Farmers Player of the Year ... Tabbed the SBLive 2022 All-State Florida High School Player of the Year ... Also named the 2022 James McGriff Offensive Player of the Year and 2022 All-Space Coast Player of the Year ... A consensus all-state selection following his senior season in 2022 ... Named to the 2022 All-Space Coast first team ... Tabbed the MaxPreps Overall Player of the Game for 15 different games his senior season ... Was a five-time MaxPreps Offensive Player of the Game Award winner his senior year ... Named to the 2022 FHSAA State Championships All-Tournament team ... Helped lead Cocoa High School to the 2022 FHSAA Class 2S state championship title and an 11-3 record his senior season ... Recorded four touchdowns – two passing and two rushing – including the game-winner in overtime in the Class 2S championship game ... Broke program records with 4,028 passing yards and 49 touchdown passes during his senior season ... His 4,028 passing yards led the state of Florida, as did his 54 total touchdowns ... Tied for the team lead with five rushing touchdowns in his senior year ... Completed 270-of-414 pass attempts on the season his senior year ... Threw for 2,021 yards and 18 touchdowns at Seabreeze High School in Daytona Beach, Fla. his junior season ... Helped lead the Sandcrabs to a district title in Florida's second-highest classification in 2021 ... Was named first-team all-area and third-team all-state in his junior season in Daytona Beach ... Posted a passer rating of at least 120 on four separate occasions, including in the district-title-clinching home win over Bishop Moore ... Lettered in basketball and baseball ... Was an all-tournament team selection for his Spikes 12U baseball travel team at the 2017 PGBA 12U Winter Classic and 12U Baker's Sporting Goods Elite Tournament Series III ... Chose Coastal Carolina over UNLV, South Florida, Missouri State, and Bethune-Cookman.

CAREER PASSING STATS

	GP/GS	COMP	ATT	PCT	YDS	TD	INT	LG
2023 (CCU)	3/0	1	1	100.0	14	0	0	14
TOTAL	3/0	1	1	100.0	14	0	0	14



#50 KOBE BRANHAM

OL | 6-5 | 334 | Fr. | HS
Fort Smith, Ark. (Southside HS)

HIGH SCHOOL: A consensus three-star prospect by 247Sports, Rivals, ESPN and On3 ... Rated the No. 30 offensive lineman nationally by Rivals ... No. 5 overall prospect in Arkansas according to Rivals ... No. 7 overall prospect in Arkansas by ESPN ... No. 13 overall prospect in Arkansas according to On3 ... No. 15 overall prospect in Arkansas by 247Sports ... Played for head coach Kim Dameron at Southside High School in Fort Smith, Ark. ... As a senior, recorded 56 pancake blocks and did not allow a sack all season ... Earned a 94.3% grade on the offensive line ... Birthdate: Nov. 4, 2005 ... **CHOSE ARKANSAS OVER:** Oklahoma, Oklahoma State, Ole Miss, SMU, Texas A&M and others ... Enrolled early and participated in spring practice.



#2 SELMAN BRIDGES

DB | 6-2 | 175 | Fr. | HS
Temple, Texas (Lake Belton HS)

HIGH SCHOOL: A four-star prospect by 247Sports, Rivals and ESPN ... Rated the No. 68 overall prospect in ESPN 300 rankings ... No. 100 overall prospect in Top247 rankings ... No. 121 overall prospect in Rivals250 rankings ... No. 5 cornerback in the country and No. 7 overall prospect in Texas according to ESPN ... No. 8 cornerback nationally and No. 17 overall prospect in Texas by 247Sports ... No. 15 cornerback in the country and No. 22 overall prospect in Texas according to Rivals ... Selected to play in the 2024 All-American Bowl ... Played for head coach Brian Cope at Lake Belton High School in Temple, Texas ... As a senior, finished with 19 total tackles (16 solo), three pass breakups and one interception ... Also returned two kickoffs for 101 yards during the 2023 season ... Birthdate: March 7, 2006 ... **CHOSE ARKANSAS OVER:** Alabama, Arizona, Arizona State, Baylor, Cal, Duke, LSU, Miami (Fla.), Nebraska, Oklahoma, Ole Miss, Oregon, Oregon State, Penn State, SMU, Tennessee, Texas, Texas A&M, TCU, Texas Tech, USC, Vanderbilt, Washington and others ... Participated in spring practice after enrolling early.

NEWCOMERS



**#17
CJ BROWN**

WR | 6-1 | 191 | Fr. | HS
Bentonville, Ark. (Bentonville HS)

HIGH SCHOOL: A consensus three-star prospect by 247Sports, Rivals, ESPN and On3 ... Rated the No. 79 wide receiver in the country and the No. 8 overall prospect in Arkansas according to ESPN ... No. 84 wide receiver nationally and No. 6 overall prospect in Arkansas by 247Sports ... No. 85 wide receiver in the country and No. 8 overall prospect in Arkansas according to On3 ... Played for head coach Jody Grant at Bentonville High School in Bentonville, Ark. ... Finished senior season with 55 catches for 1,254 yards (22.8 ypc) and 15 touchdowns ... Completed one pass for a 62-yard touchdown ... Also rushed twice for 81 yards and two scores ... Returned five kickoffs for 373 yards (74.6 avg) and three touchdowns during the 2023 campaign ... Birthdate: Aug. 12, 2005 ... **CHOOSE ARKANSAS OVER:** Kansas State, Louisville, Minnesota, Oklahoma State, Purdue, Vanderbilt and others ... Enrolled early and participated in spring practice, including the Red-White Game where he caught an 85-yard touchdown pass and logged over 100 yards receiving.



**#96
ELIJAH BROWN**

DL | 6-3 | 380 | So. | HS
El Dorado, Ark. (Parkers Chapel HS)

HIGH SCHOOL: Played for head coach Josh Willeford at Parkers Chapel High School in El Dorado, Ark. ... Team captain ... Saw action on the offensive and defensive line ... Also played basketball and participated in track.

PERSONAL: Son of Shavon and Eric Brown.



**#89
KHAFRE BROWN**

WR | 6-0 | 204 | *R-Sr. | TR
Charlotte, N.C. (West Mecklenburg HS/USF)

AT USF

2023 (REDSHIRT SENIOR): Played in 12 games, six starts, with 27 receptions for 435 yards and five touchdowns ... Caught three passes for a team-high 95 yards and a score in season opener vs. Western Kentucky (Sept. 2) ... Scored his second touchdown in as many games with one of his three catches for 14 yards finding the end zone vs. Florida A&M (Sept. 9) ... Hauled in a 59-yard pass in win over Rice (Sept. 23) ... Caught a team-best seven passes for 80 yards in win at Navy (Sept. 30) ... One catch for 25 yards at UAB (Oct. 7) ... Returned to the lineup after missing two games to catch three passes for 32 yards and a touchdown at Memphis (Nov. 4) ... Hauled in a 32-yard touchdown in win over Temple (Nov. 11) ... Posted three catches for 32 yards at UTSA (Nov. 17) ... Caught four passes for 38 yards in win over Charlotte (Nov. 25) ... Recorded his fifth touchdown of the season with a 31-yard snag vs. Syracuse in the Boca Raton Bowl (Dec. 21).

2022 (REDSHIRT JUNIOR): Played in nine games during his first season with the Bulls, catching four passes for 61 yards ... Caught his first pass at USF vs. Howard (Sept. 10) for 19 yards ... Hauled in one pass for a season-best 20 yards at Florida (Sept. 17) ... Snagged one pass for 16 yards at Cincinnati (Oct. 8) ... Caught his final pass of the season for six yards at Houston (Oct. 29).

AT NORTH CAROLINA

2021 (REDSHIRT SOPHOMORE): Played in six games, catching one pass for 75 yards in win over Virginia (Sept. 18).

2020 (REDSHIRT FRESHMAN): Appeared in all 12 games as a redshirt freshman with two starts ... Hauled in 15 passes for 337 yards and a pair of touchdowns ... Averaged a team-best 22.5 yards per reception ... Made first career start in season opener against Syracuse (Sept. 12) and responded with three catches for 35 yards ... Scored his first career TD at Boston College (Oct. 3) on a 24-yard pass ... Hauled in a 76-yard TD at Virginia (Oct. 31) ... Had a career-high 87 receiving yards on three catches against Wake Forest (Nov. 14) ... Came up with two catches for 40 yards in the Orange Bowl against Texas A&M (Jan. 2).

2019 (FRESHMAN): Redshirted during his first season at North Carolina.

PERSONAL: Son of Tamiko Patterson and Charles Brown ... Younger brother, Dayami Brown, is a former North Carolina wide receiver and current member of the NFL's Washington football team ... Brown was named for the Egyptian king Khafre, who built the second largest pyramid of Giza during his 66-year reign, concluding somewhere around 2570 B.C. Brown's mother was intrigued after seeing a picture of Khafre's statue in a book ... Brown paints for a hobby, specializing in sunsets, usually in a beach or skyline setting ... He picked up the hobby from his mother, who is an artist ... Pronounced CHA-free.

CAREER RECEIVING STATS

	GP/GS	REC	YDS	AVG	TD	LNG
2019 (UNC)	1/0	0	0	0.0	0	0
2020 (UNC)	12/2	15	337	22.5	2	76
2021 (UNC)	6/0	1	75	75.0	1	75
2022 (USF)	9/4	4	61	15.3	0	20
2023 (USF)	12/6	27	435	16.1	5	84
TOTAL	40/12	47	908	19.3	8	84



**#84
LUKE BUCHANAN**

WR | 6-1 | 183 | R-Fr. | HS
Springdale, Ark. (Har-Ber HS)

HIGH SCHOOL: Joined the team through a spring tryout ... Played at Har-Ber HS in Springdale, Ark.

NEWCOMERS



#55 FERNANDO CARMONA

OL | 6-5 | 321 | R-Jr. | TR
Las Vegas, Nev. (Las Vegas HS/San Jose St.)

AT SAN JOSE STATE

2023 (REDSHIRT SOPHOMORE): Honorable Mention All-Mountain West Conference honoree ... Started all 12 regular season games on the offensive line, guiding San Jose State to a co-regular season Mountain West Championship ... Played a total of 765 snaps and finished the season with an overall grade of 81.5 per PFF ... Logged a pass block grade of 81.0 and a run block grade of 78.9 ... Allowed just two sacks in 424 pass blocking snaps ... Anchored a San Jose State rushing attack that ran for 233 yards in regular season finale vs. UNLV ... Blocked for two San Jose State players who both eclipsed over 800 rushing yards on the season ... Helped running back Kairee Robinson rank third nationally in rushing touchdowns (18) and fourth nationally in yards per carry (7.13) in 2023 ... Allowed the Spartans to gain over 100 rushing yards in 10 games, including five games with 200+ total rushing yards and one game with 300+ total rushing yards.

2022 (REDSHIRT FRESHMAN): Started all 12 games at left tackle ... Recorded 809 offensive snaps ... Allowed just three sacks in 569 pass blocking snaps ... Earned his first collegiate start against Portland State (Sept. 1) ... Earned Academic All-Mountain West honors.

2021 (FRESHMAN): Redshirt season ... Appeared in one game, making his collegiate debut against Southern Utah (Aug. 28).

HIGH SCHOOL: Played for head coach Eric Capetillo at Las Vegas High School in Las Vegas, Nev. ... Lined up at tight end, receiving second-team All-Sunrise League honors in 2019 ... Finished season with 13 receptions for 152 yards and a touchdown ... Also played basketball and tennis.

PERSONAL: Son of Fernando and Gail Carmona ... Father, Fernando, was an All-Western Athletic Conference first baseman for Utah in 1985 ... Brother, George, was a long snapper for UNLV in 2016 ... Birthdate: July 8, 2002.



#86 WALKER CATSAVIS

WR | 6-4 | 180 | R-So. | TR
Fort Smith, Ark. (Northside HS/Arkansas St.)

AT ARKANSAS STATE

2023 (REDSHIRT FRESHMAN): Did not see game action in his second season with the Red Wolves.

2022 (FRESHMAN): Redshirted in his first season at Arkansas State.

HIGH SCHOOL: Threw for 1,423 yards and 16 touchdowns as the starting quarterback at Northside High School in 2021 ... Held the role of starting quarterback after moving from receiver in 2020 ... Was third on the team with 210 rushing yards and three touchdowns ... Also competed on the basketball team ... Birthdate: June 6, 2003.



#9 CHARLIE COLLINS

DL | 6-5 | 257 | Fr. | HS
Pine Bluff, Ark. (Mills HS)

HIGH SCHOOL: A consensus four-star prospect by 247Sports, Rivals, ESPN and On3 ... Rated the No. 66 overall prospect according to On3 ... No. 92 overall prospect in Top247 rankings ... No. 130 overall prospect in Rivals 250 rankings ... No. 231 overall prospect in ESPN 300 rankings ... Ranked as the No. 1 overall prospect in Arkansas by On3 and Rivals ... No. 2 overall prospect in Arkansas by 247Sports and ESPN ... No. 8 defensive lineman in the country according to On3 ... No. 14 defensive lineman nationally by Rivals ... No. 15 defensive lineman in the country according to ESPN ... No. 16 defensive lineman nationally by ESPN ... Selected to play in the 2024 All-American Bowl ... Played for head coach Cortez Lee at Mills University Studies High School in Little Rock, Ark. ... Finished his high school career with 239 total tackles (113 solo), 77.0 tackles for loss and 24.0 sacks in 23 games ... Also carded one interception, eight pass breakups, six fumble recoveries and three forced fumbles in his career ... As a senior, totaled 115 stops (57 solo) with 31.0 tackles for loss, including 12.0 sacks, over 11 games ... Added four pass breakups, three forced fumbles, one fumble recovery and one blocked extra-point during the 2023 season ... Offensively, caught one pass for an eight-yard touchdown and rushed 12 times for 49 yards (4.1 ypc) and three touchdowns ... As a junior, finished with 124 total tackles (56 solo) with 46.0 tackles for loss, including 12.0 sacks, over 12 games ... Logged one interception, four pass breakups, five fumble recoveries and one forced fumble during the 2022 campaign ... Offensively, hauled in 11 passes for 67 yards (6.1 ypc) ... Birthdate: Sept. 7, 2005 ... CHOSE ARKANSAS OVER: Alabama, Auburn, Colorado, Georgia, LSU, Maryland, Miami (Fla.), Michigan, Michigan State, Missouri, Oklahoma, Ole Miss, Oregon, Penn State, SMU, Tennessee, Texas, Texas A&M, TCU, Vanderbilt and others ... Participated in spring practice after enrolling early.

NEWCOMERS



#45 PRESTON DAVIS

LB | 5-11 | 220 | Fr. | HS
Little Rock, Ark. (LR Christian Academy)

HIGH SCHOOL: Played for head coach Eric Cohu at Little Rock Christian Academy in Little Rock, Ark. ... Recorded 402 total tackles, including 30 tackles for loss, with four sacks, four interceptions, four recovered fumbles, a forced fumble and a pick-six during his high school career ... As a senior in 2023, racked up 132 total tackles, including six tackles for loss, with two sacks, one forced fumble and one recovered fumble.



#58 TIM DAWN

OL | 6-2 | 318 | R-So. | TR
Camden, Ark. (Camden Fairview HS/Baylor)

AT BAYLOR

2023 (REDSHIRT FRESHMAN): Did not see game action in his second season.

2022 (FRESHMAN): Made collegiate debut at center in a season-opening win over UAlbany.

HIGH SCHOOL: Prepped at Camden Fairview High School in Arkansas under head coach Jacob Monden ... Helped Camden Fairview to a 10-2 record and a berth in the second round of the state playoffs as a senior in 2021 ... Paved the way for a Cardinal offense that averaged over 40 points per game in 2021 ... Ranked as a three-star prospect by the three major recruiting sites ... Rated as the No. 12 prospect in the state of Arkansas by 247Sports ... Chose Baylor over Arizona State, Missouri, Kansas and North Texas, among others.

PERSONAL: Son of Mary Dawn.



#14 STEPHEN DIX JR.

LB | 6-1 | 235 | R-Sr. | TR
Orlando, Fla. (Dr. Phillips HS/Marshall)

AT MARSHALL

2023 (REDSHIRT JUNIOR): Played in all 13 games in his lone year with The Herd, making 67 tackles to finish third on the team ... Logged seven tackles for loss, two sacks and one fumble recovery ... Opened the season with six stops vs. Albany (Sept. 2) ... Recorded one tackle for loss as part of four tackles at East Carolina (Sept. 9) ... Made three tackles vs. Virginia Tech (Sept. 23) ... Tallied a pair of tackles vs. Old Dominion (Sept. 30) and two more at NC State (Oct. 7) ... Posted a tackle for loss with four tackles at Georgia State (Oct. 14) ... Recorded four stops vs. James Madison (Oct. 19) ... Logged five tackles at Coastal Carolina (Oct. 28) ... Made six tackles with one tackle for loss at Appalachian State (Nov. 5) ... Posted three stops vs. Georgia Southern (Nov. 11) ... Had a career day at South

Alabama (Nov. 18) with career-highs in tackles (14) and tackles for loss (2.5) to go with one sack ... Returned a fumble eight yards vs. Arkansas State (Nov. 25) to go with five tackles and a half tackle for loss ... Made nine tackles with one sack vs. UTSA (Dec. 19) in the Frisco Bowl.

AT FLORIDA STATE

2022 (JUNIOR): Missed entire season due to injury.

2021 (SOPHOMORE): Played in all 12 games, making 14 tackles with one pass breakup ... Made one tackle in season opener vs. No. 9 Notre Dame (Sept. 5) ... Registered two tackles and one pass breakup vs. Jacksonville State (Sept. 11) ... Recorded a season-high four tackles at Wake Forest (Sept. 18) ... Made one stop vs. Syracuse (Oct. 2) and at North Carolina (Oct. 9) ... Recorded three solo tackles vs. UMass (Oct. 23) ... Made one tackle vs. North Carolina State (Nov. 6) ... Had one stop in season finale at Florida (Nov. 27).

2020 (FRESHMAN): Played in all nine games, including starting the final five games, and recorded 45 tackles, including 3.5 for loss and one quarterback hurry ... Ranked third on team in tackles ... Earned Freshman All-America honors from Rivals ... Co-Devaughn Darling Defense Freshman of the Year and a Seminole Scholar ... Opened season with four tackles, 0.5 for loss, vs. Georgia Tech (Sept. 12) ... Made seven tackles, 1.0 for loss, at No. 12 Miami (Sept. 26) ... Had three solo stops at No. 5 Notre Dame (Oct. 10) ... Recorded a season-high nine tackles and one quarterback hurry in 31-28 victory vs. No. 5 North Carolina (Oct. 17) ... Tallied four tackles with one tackle for loss at Louisville (Oct. 24) ... Recorded eight tackles with half a tackle for loss vs. Pitt (Nov. 7) ... Had five tackles at North Carolina State (Nov. 14) ... Logged five stops with half a tackle for loss in 56-35 win vs. Duke (Dec. 12).

HIGH SCHOOL: Four-star prospect and No. 19 outside linebacker according to 247Sports Composite rankings ... Rated 14th at his position by Rivals ... Ranked 240th in ESPN 300 ... Helped Dr. Phillips win 2017 FHSAA 8A state championship after tallying 130 tackles and 10.0 sacks ... Also forced three fumbles and recovered three fumbles his sophomore season ... Helped lead Panthers to regional semifinal as a junior and regional final round of state playoffs his senior year ... Ranked fourth on 2020 Central Florida Super60 ... Chose Florida State over Miami, Florida and Clemson among others.

PERSONAL: Son of Stephen Dix, Sr. and Kimberly Caleb ... Born January 13, 2002.

CAREER DEFENSIVE STATS

	GP/GS	UA	A	TOTAL	TFL	SACK	FF/FR	INT	QBH	PD
2020 (FSU)	9/5	18	27	45	3.5	0.0	0/0	0	1	0
2021 (FSU)	12/0	5	9	14	0.0	0.0	0/0	0	0	1
2022 (FSU)	- Redshirt season - did not appear in any games									
2023 (MU)	13/7	31	36	67	7.0	2.0	0/1	0	4	1
TOTAL	34/12	54	72	126	10.5	2.0	0/1	0	5	2

NEWCOMERS



#95 SAM DUBWIG

P | 6-3 | 228 | Fr. | HS
Cabot, Ark. (Cabot HS)

HIGH SCHOOL: Enrolled early and participated in spring practices ... Earned All-America status at Cabot HS as a senior when he was selected to play in the All-American Bowl ... Averaged 46.1 yards per punt as a senior with 23 punts downed inside the 20-yard line ... Ranked the No. 8 punter in the nation by Chris Sailer Kicking as a five-star recruit.



#26 CADE FIELDS

RB | 6-1 | 217 | R-So. | TR
Fayetteville, Ark. (Fayetteville HS/Arkansas Tech)

AT ARKANSAS TECH

2023 (REDSHIRT FRESHMAN): Saw action in two games ... Did not record any statistics ... Made collegiate debut against Henderson State (Sept. 16) ... Participated against Southwestern Oklahoma State (Oct. 7).

2022 (FRESHMAN): Redshirt season ... Did not appear in any games.

HIGH SCHOOL: Played for head coach Casey Dick at Fayetteville High School in Fayetteville, Ark. ... Lined up on both sides of the football, seeing action at running back and linebacker ... Racked up 66 total tackles, including 13.0 tackles for loss, and five quarterback hurries in his high school career ... Added two pass breakups, one interception and one fumble recovery.

CAREER RUSHING STATS

	GP/GS	ATT	YDS	AVG	TD	LNG
2023 (ATU)	2/0	0	0	0.0	0	0
TOTAL	2/0	0	0	0.0	0	0



#10 TAYLEN GREEN

QB | 6-6 | 230 | R-Jr. | TR
Lewisville, Texas (Lewisville HS/Boise State)

AT BOISE STATE

2023 (REDSHIRT SOPHOMORE): Played in 13 games with 12 starts ... Completed 121-of-212 passes (57.1%) for 1,752 yards and 11 touchdowns on the year ... Also rushed for 436 yards and nine touchdowns on 78 carries (5.6 ypc) ... Two multi-passing touchdown games during the season, doing so at Utah State (Nov. 18) and at UNLV (Dec. 2) in the Mountain West Conference Championship Game ... Two multi-rushing touchdown games, rushing for a pair of scores against San Jose State (Oct. 7) as well as at UNLV (Dec. 2) in the MWC Championship Game ... Saved his best performance of the season for the MWC Championship Game, earning Offensive MVP honors after completing 12-of-15 (80.0%) passes for 226 yards and two touchdowns while also rushing for 90 yards and two scores on eight carries (11.3 ypc) to lead Boise State to its record fifth MWC championship.

2022 (REDSHIRT FRESHMAN): Appeared in 13 games, starting 10 ... Named to College Football News Freshman All-America Second Team ... Mountain West Freshman of the Year ... Took over the starting quarterback position in week five ... Led the team with 2,042 passing yards, going 166-for-271 (61.3%) ... Responsible for 24 touchdowns (14 passing, 10 rushing) ... One of nine FBS quarterbacks to register at least 10 passing and 10 rushing touchdowns in 2022, and the only freshman to do so ... Threw for 200-plus yards in six of his 10 starts ... Surpassed the 100-yard rushing mark in three games, including a career-high 119-yard rushing performance in the Frisco Bowl (Dec. 17) ... First Boise State quarterback to run for 100-plus yards in a single game since 2014, and the first in program history to have multiple 100-yard games in a single season ... Completed 24-of-30 (80.0%) passes with 305 passing yards against Colorado State (Oct. 29), marking single-game career highs in completions, attempts, yards passing and completion percentage ... Threw for four touchdowns and dashed 91 yards for a fifth score against Utah State (Nov. 25), marking the longest run from scrimmage in Bronco history at any position ... Threw for 137 yards and a touchdown and ran for 119 and two touchdowns against North Texas in the Frisco Bowl (Dec. 17) ... Named offensive MVP.

2021 (FRESHMAN): Redshirt season ... Appeared in two games, making his debut at Utah State (Sept. 25) ... Recorded a season-long 17-yard run at Fresno State (Nov. 6).

HIGH SCHOOL: Three-star recruit per 247Sports and ESPN ... Rated as the No. 21 dual-threat quarterback in the country according to 247Sports ... No. 22 dual-threat quarterback in the country by ESPN ... Rated as one of the top-100 recruits in Texas according to 247Sports (No. 95) ... Top 100 in Dallas Morning News area rankings ... Played for head coach Michael Odle at Lewisville High School in Lewisville, Texas ... Led Lewisville to the District 6-6A playoffs each of his last two seasons ... As a junior, threw for 2,217 yards and 25 touchdowns with only three interceptions ... Added 445 yards and 12 touchdowns on the ground ... As a senior, totaled 2,431 passing yards and 22 touchdowns ... Also ran for 653 yards and seven touchdowns on the year ... Member of track & field team ... School record holder in the long jump ... Birthdate: Oct. 18, 2002.

CAREER PASSING STATS

	GP/GS	COMP	ATT	PCT	YDS	TD	INT	LG
2021 (BSU)	2/0	0	0	0.0	0	0	0	0
2022 (BSU)	13/10	166	271	61.0	2042	14	6	52
2023 (BSU)	13/12	121	212	57.0	1752	11	9	75
TOTAL	28/22	287	483	59.0	3794	25	15	75

CAREER RUSHING STATS

	GP/GS	ATT	YDS	AVG	TD	LNG
2021 (BSU)	2/0	5	2	1.0	0	17
2022 (BSU)	13/10	18	586	45.1	10	91
2023 (BSU)	13/12	78	436	33.5	9	70
TOTAL	28/22	164	1024	36.6	19	91



NEWCOMERS



#82 MONTE HARRISON

WR | 6-3 | 228 | Fr. | HS
Lee's Summit, Mo. (West HS)

HIGH SCHOOL: Starred at Lee's Summit West (MO) HS, playing football, basketball and baseball ... Committed to Nebraska to play baseball and football ... Four-star football prospect according to 247Sports and the No. 7 athlete in Missouri and No. 52 wide receiver nationally ... Chose Nebraska over: Arkansas, Indiana, Iowa, Michigan State, Kansas, Missouri, Michigan and Wisconsin ... As a senior, scored 25 touchdowns and gained 1,205 total yards before hitting .433 with a 1.245 OPS during the spring.

PERSONAL: Selected in the 2nd round (50th overall) of the Major League Baseball Draft in 2014 by the Milwaukee Brewers ... Played professionally for 10 seasons, reaching the major leagues with the Miami Marlins (2020-21) and Los Angeles Angels (2022) playing in 50 games total ... Collected 12 hits, including two home runs, scoring 13 runs and driving in six to go with seven stolen bases as a big leaguer ... In the minors, he played 770 games in his career slashing .240/.327/.395 with 90 home runs and 210 stolen bases ... Was part of trade that sent Christian Yelich from Miami to Milwaukee ... Played his final professional baseball season for the Nashville Sounds ... Entered the 2021 season ranked as the Marlins' No. 16 prospect before making his major league debut Aug. 4 at Baltimore and collecting his first major league hit Aug. 6 vs. the Orioles ... Hit his first MLB home run against Atlanta Aug. 15 ... Selected to play in the 2019 All-Star Futures Game but did not play due to a wrist injury ... His older brother, Shaquille, played in the NBA with Phoenix, Chicago, Utah, Denver and Brooklyn from 2018-22.



#6 KAVION HENDERSON

DL | 6-2 | 260 | Fr. | HS
Leeds, Ala. (Leeds HS)

HIGH SCHOOL: A four-star prospect according to Rivals and ESPN ... No. 129 overall prospect in ESPN 300 rankings ... No. 156 overall prospect in Rivals250 rankings ... Rated the No. 17 strongside defensive end prospect in the country and the No. 10 overall prospect in Alabama by Rivals ... No. 18 defensive end prospect nationally and No. 9 overall prospect in Alabama according to ESPN ... No. 44 defensive end prospect in the country and No. 28 overall prospect in Alabama by 247Sports ... Played for head coach Jerry Hood at Leeds High School in Leeds, Ala. ... As a senior, recorded 45 total tackles with 10.0 tackles for loss and seven sacks ... Credited with two quarterback hurries ... Recorded one forced fumble ... Offensively, logged a one-yard rushing touchdown ... **CHOSE ARKANSAS OVER:** Alabama, Arizona State, Auburn, Colorado, Duke, Florida, Florida State, Georgia, Kentucky, LSU, Louisville, Maryland, Michigan, Michigan State, Mississippi State, Missouri, Notre Dame, Oklahoma, Ole Miss, Oregon, Purdue South Carolina, Tennessee, Texas A&M, UCF, USC, West Virginia, Wisconsin and others ... Enrolled early and participated in spring practice.



#31 SPENCER HENSLEE

TE | 6-5 | 248 | R-Fr. | HS
Humble, Texas (Atascocita HS)

HIGH SCHOOL: Played for head coach Craig Stump at Atascocita High School in Humble, Texas ... As a senior in 2021, helped lead squad to 11 wins and a 5-1 district record ... Guided Atascocita to a state quarterfinal appearance ... Originally committed to Lamar.



#20 RODNEY HILL

RB | 5-10 | 186 | R-So. | TR
Statesboro, Ga. (Bulloch Academy/Florida A&M)

AT FLORIDA STATE

2023 (REDSHIRT FRESHMAN): Ran for 190 yards and one touchdown on 50 carries while playing in 12 games ... Added five catches for 83 yards and a pair of kickoff returns for 42 yards ... Gained 29 yards on five carries in season-opening win over No. 5 LSU (Sept. 3) ... Carried five times for 31 yards, including a career-best 19-yard run, in win over Southern Miss (Sept. 9) ... Ran for a season-high 42 yards on five carries and added a five-yard catch at Boston College (Sept. 16) ... Posted an eight-yard catch to go with 13 yards on six rushes in win vs. Virginia Tech (Oct. 7) ... Scored a touchdown as part of six carries for 30 yards in win over No. 16 Duke (Oct. 21), adding two kickoff returns for 42 yards ... Ran five times for 11 yards with a 23-yard catch in victory at Wake Forest (Oct. 28) ... Caught a career-best two passes for a career-high 47 yards while adding five rushing yards at Pitt (Nov. 4) ... Rushed six times for 19 yards vs. North Alabama (Nov. 18) ... Gained nine yards on three carries in ACC Championship Game win over No. 14 Louisville (Dec. 2) ... Transferred to Florida A&M for spring semester before transferring to Arkansas during summer.

2022 (FRESHMAN): Played in four games during his freshman season to preserve his redshirt ... Rushed for 144 yards with one touchdown on 27 carries ... Made his collegiate debut vs. Duquesne (Aug. 27) running for 55 yards and a score on nine carries ... Gained 17 yards on three carries vs. Boston College (Sept. 24) ... Ran six times for 41 yards in win vs. Georgia Tech (Oct. 29) ... Carried nine times for 31 yards in victory over Louisiana (Nov. 19).

HIGH SCHOOL: Four-star prospect rated No. 235 in ESPN300 ... Ranked as No. 15 athlete nationally and 25th-best prospect in Georgia by ESPN ... Named No. 26 athlete prospect in Class of 2022 and No. 45 overall in Georgia on 247 Composite ... Ranked 34th among athletes and 49th in Georgia by 247Sports ... Ranked as nation's 42nd-best running back and 68th overall from Georgia by Rivals ... Rushed 38 times for 344 yards and three touchdowns, averaging 9.1 yards per carry, during senior season ... Also caught 12 passes for 152 yards and one touchdown ... Over his final two seasons, totaled 1,242 all-purpose yards with average of 138.0 yards per game ... Took snaps at wide receiver, running back and defensive back for Bulloch over final two seasons ... Also ran track and played basketball at Bulloch.

NEWCOMERS

CAREER RUSHING STATS

	GP/GS	ATT	YDS	AVG	TD	LNG
2022 (FSU)	4/0	27	144	36.0	1	18
2023 (FSU)	12/0	50	190	17.3	1	19
TOTAL	16/0	77	334	22.3	2	19

CAREER RECEIVING STATS

	GP/GS	REC	YDS	AVG	TD	LNG
2022 (FSU)	4/0	0	0	0.0	0	0
2023 (FSU)	12/0	5	83	7.5	0	48
TOTAL	16/0	5	83	7.5	0	48



#22 JA'QUINDEN JACKSON

RB | 6-2 | 233 | R-Sr. | TR
Dallas, Texas (Duncanville HS/Utah)

AT UTAH

2023 (REDSHIRT JUNIOR): Played in 12 regular games at Utah with 11 starts, leading the Utes in carries (161), rushing yards (797), rushing touchdowns (4) and 100-yard games (3) ... Ran five times for 15 yards in season-opening win over Florida (Aug. 31) ... Put up a career-best 129 yards on 19 carries with one reception for 11 yards in victory at Baylor (Sept. 9) ... Averaged 7.7 yards per carry while running for 69 yards against Weber State (Sept. 16) ... Carried the ball six times for 26 yards in win vs. No. 22 UCLA (Sept. 23) ... Scored his first touchdown of the season while running for 94 yards on 22 carries in win over California (Oct. 14) ... Recorded a career-high 26 carries while notching his second 100-yard game of the season with 117 yards in the victory at No. 18 USC (Oct. 21) ... Gained 37 yards on 12 carries in setback vs. No. 8 Oregon (Oct. 28) ... Recorded his third 100-yard game of the season vs. Arizona State (Nov. 4), rushing for 111 yards and a touchdown on 13 carries, including a season-best, 54-yard run ... Scored a season-high two TDs at No. 6 Washington (Nov. 11), carrying the ball 10 times for 29 yards ... Caught a career-high three passes for 24 yards to go along with 47 yards rushing on 10 carries at No. 17 Arizona (Nov. 18) ... Ran 21 times for 68 yards in regular season finale at Colorado (Nov. 25) ... Rushed for 55 yards on eight carries vs. Northwestern in the Las Vegas Bowl (Dec. 23).

2022 (REDSHIRT SOPHOMORE): Showed off his versatility in his second year with the Utes, appearing in 13 games while seeing action at quarterback, running back and special teams ... Ran for 531 yards and nine touchdowns on 78 carries for the season ... Made the transition to full-time running back Week 4 prior to the Arizona State game ... Against the Sun Devils (Sept. 24), ran nine times for 31 yards and a touchdown ... Ran for 43 yards and a score on 10 carries at Washington State (Oct. 27) ... Gained 97 yards on 13 touches, including a TD, vs. Arizona (Nov. 5) ... Recorded back-to-back 100-yard games against Colorado (117 yards) and in the Pac-12 championship game vs. No. 4 USC (105 yards) ... His 117 yards vs. Colorado were a season-high and his first career 100-yard game ... Win over Colorado also featured a career-best 66-yard rush and three TDs ... Scored on a 19-yard carry as part of his 81 rushing yards in the Rose Bowl vs. Penn State (Jan. 2).

2021 (REDSHIRT FRESHMAN): Transferred to Utah, where he played in three games as a backup quarterback ... Ran six times for 30 yards and a touchdown ... Rushed for 21 yards and a two-yard score on four carries against Washington State ... Earned Pac-12 Academic Honor Roll.

AT TEXAS

2020 (FRESHMAN): Redshirted and did not see any action in his lone season at Texas.

HIGH SCHOOL: A four-star recruit and the No. 2 overall recruit in the state of Texas by ESPN and a member of the ESPN300 (No. 28) ... Earned High School All-America and first-team all-state honors while at Duncanville HS leading the Panthers to two consecutive state title games ... Three-time all-district and District MVP ... As a senior, completed 100-of-163 passes for 1,711 yards with 21 touchdowns and five interceptions to go along with 1,030 yards rushing and 16 scores ... His junior season included 110-for-174 passing for 1,580 yards with 15 TDs and three picks paired with 1,497 yards rushing, 23 touchdowns and seven 100-yard games ... Went 35-of-55 for 320 yards and four TDs with 766 yards rushing and 12 scores while adding 18 catches for 334 yards and two more touchdowns as a sophomore.

PERSONAL: Son of Nyia Evans ... Has three siblings ... Cousins Kelvontay Dixon (SMU/Texas) and Keaontay Ingram (USC/Texas) played football in college with Ingram earning time in the NFL.

CAREER RUSHING STATS

	GP/GS	ATT	YDS	AVG	TD	LNG
2021 (UT)	3/0	6	30	10.0	1	10
2022 (U of U)	12/0	78	531	40.8	9	66
2023 (U of U)	12/11	161	797	66.4	4	54
TOTAL	27/11	245	1358	48.5	14	66

CAREER RECEIVING STATS

	GP/GS	REC	YDS	AVG	TD	LNG
2021 (UT)	3/0	0	0	0.0	0	0
2022 (U of U)	12/0	1	8	8.0	0	8
2023 (U of U)	12/11	9	53	5.9	0	18
TOTAL	27/11	5	83	7.5	0	18



NEWCOMERS



#15
KJ JACKSON

QB | 6-4 | 218 | Fr. | HS
Montgomery, Ala. (St. James School)

HIGH SCHOOL: A four-star prospect according to 247Sports and Rivals ... Rated the No. 18 quarterback in the country and No. 20 overall prospect in Alabama by 247Sports ... No. 16 overall prospect in Alabama by Rivals ... No. 8 quarterback in Alabama according to Rivals ... Played for head coach Neal Posey at Saint James School in Montgomery, Ala. ... Finished high school with 130 career touchdown passes, good for third all-time in Alabama High School Athletic Association history ... As a senior in 2023, led Saint James to 11-3 overall record ... Completed 147-of-259 passes (56.8%) for 2,951 yards and 43 touchdowns ... Ran for 665 yards and 14 touchdowns on 147 carries (4.5 ypc) ... Recorded two 100-yard rushing performances on the year ... As a junior in 2022, powered Saint James to a 13-2 record and a 3A Alabama state championship, completing 132-of-205 passes for 2,813 yards with 42 touchdowns ... Also ran the ball 77 times for 171 yards and six scores ... Threw for 351 yards and five touchdowns in the 3A state championship game to earn MVP honors ... Tabbed WSFA Fever Athlete of the Year and Capital City Conference Player of the Year in 2022 ... As a sophomore in 2021, recorded a 10-2 record after completing 87-of-131 pass attempts for 1,992 yards with 28 touchdowns and only three interceptions ... Birthdate: Jan. 18, 2006 ... **CHOSE ARKANSAS OVER:** Kansas, Kentucky, Louisville, Missouri, North Carolina, Ole Miss, Penn State, West Virginia and others ... Participated in spring practice after enrolling early.



#27
AHKHARI JOHNSON

DB | 5-11 | 186 | Fr. | HS
Texarkana, Texas (Pleasant Grove HS)

HIGH SCHOOL: A consensus three-star prospect according to 247Sports, Rivals, ESPN and On3 ... Rated the No. 21 athlete nationally by On3 ... No. 27 athlete in the country and No. 79 overall prospect in Texas according to Rivals ... No. 97 athlete nationally by ESPN ... Played for head coach Josh Gibson at Pleasant Grove High School in Texarkana, Texas ... Guided Pleasant Grove to a 12-1 record as a senior ... Completed 135 passes for 1,274 yards and 32 touchdowns as a senior ... Also ran 126 times for 857 yards and 18 touchdowns during his senior season ... Threw for 1,710 yards and 21 touchdowns as a junior ... Recorded 856 yards on 117 carries and 12 rushing touchdowns during junior campaign ... Attended same high school as current Razorback defensive lineman Landon Jackson ... Birthdate: Oct. 2, 2005 ... **CHOSE ARKANSAS OVER:** Arizona State, Houston, Kansas State, Missouri, Nebraska, Northwestern, Oklahoma State, Stanford, TCU, Texas Tech, Vanderbilt and others ... Enrolled early and participated in spring practice.



#62
ALEX JOHNSON

OL | 6-3 | 289 | Fr. | HS
Little Rock, Ark. (Catholic HS)

HIGH SCHOOL: Played on the offensive line at Little Rock Catholic HS, earning all-conference honors and an invitation to the Arkansas High School All-Star game following his senior season.



#18
KROSSE JOHNSON

WR | 5-10 | 184 | Fr. | HS
New Orleans, La. (Holy Cross School)

HIGH SCHOOL: A two-star prospect according to Rivals ... Played for head coach Scott Wattigny at Holy Cross School in New Orleans, La. ... Finished high school career with 21 receptions for 433 yards (20.6 ypc) and three touchdowns ... As a senior in 2023, caught 13 passes for 253 yards (19.5 ypc) and two touchdowns ... As a sophomore in 2022, posted eight catches for 180 yards (22.5 ypc) and one touchdown ... Returned three kickoffs for 68 yards (22.7 avg) ... Also ran track at Holy Cross ... Birthdate: Sept. 8, 2005 ... **CHOSE ARKANSAS OVER:** Indiana, Texas Tech and others.



#4
ANTON JUNCAJ

DL | 6-3 | 273 | *Sr. | TR
Port Jervis, N.Y. (Minisink HS/Albany)

AT ALBANY
2023 (SENIOR): Played in all 15 games for an Albany team that won the Coastal Athletic Association title and made it to the FCS semifinals earning First-Team All-America honors from the Associated Press after leading all of FCS with 15 sacks and finished third with 21.5 tackles for loss as part of his season total 55 total tackles - 34 solo - to go with 12 quarterback hurries, five forced fumbles and three pass breakups ... Recorded at least one sack in 10 of 15 games and multiple sacks in three games ... Started the season with a monster game vs. Fordham (Aug. 26) recording a career-high four sacks as part of a six-tackle performance with a forced fumble and quarterback hurry ... Made three tackles at Marshall (Sept. 2) ... Logged two sacks and four total tackles at Hawaii (Sept. 9) ... Recorded 2.5 tackles for loss with one sack to go with six tackles in win at Morgan State (Sept. 23) ... Forced a fumble and picked up two more sacks in victory over Villanova (Sept. 30) ... Made a season-high eight tackles at Towson (Oct. 7), registering 2.5 tackles for loss ... Sacked the QB and made two stops in setback at New Hampshire (Oct. 14) ... Hurried the quarterback and made a pair of tackles in win vs. Rhode Island (Oct. 21) ... Broke up a pass in victory at Maine (Oct. 28) and logged a season-high three QB hurries with one tackle ... Started a five-game streak with one sack in win over William & Mary (Nov. 4) recording 1.5 tackles for loss and five tackles ... Had six stops and one sack with a forced fumble at Stony Brook (Nov. 11) ... Recorded a sack for the third straight game vs. Monmouth (Nov. 18) adding another tackle for loss and a pass breakup ... At Richmond (Dec. 2), logged four total tackles, including a tackle for loss

NEWCOMERS

and a sack ... Made one tackle - a sack - at Idaho (Dec. 9) in second round of FCS playoffs ... Recorded one tackle in FCS semifinals vs. top-ranked South Dakota State.

2022 (JUNIOR): Appeared in all 11 games with seven starts on the defensive line for the Great Danes making 38 tackles with 4.5 sacks and two pass breakups ... Notched a pair of solo stops against New Hampshire (Sept. 10) in the season opener ... Broke up a pass and made two tackles vs. Fordham (Sept. 17) ... Logged two tackles and a half sack vs. Central Connecticut State (Sept. 24) ... Recorded a season-best five solo tackles as part of a six-tackle performance against Monmouth (Oct. 8) ... Picked up a half sack and two solo stops vs. Hampton (Oct. 15) ... Three solo tackles vs. Villanova (Oct. 22) ... Sacked the quarterback and recorded two solo tackles against Stony Brook (Oct. 29) ... Posted a season-high seven total tackles with 1.5 sacks vs. Maine (Nov. 12) ... Matched his season-best the following week with seven stops vs. Rhode Island (Nov. 19) adding another sack ... Pronounced: JUNE-kahj

CAREER DEFENSIVE STATS

	GP/GS	UA	A	TOTAL	TFL	SACK	FF/FR	INT	QBH	PD
2019 (SCSU)	9/7	24	16	40	7.5	5.5	2/0	0	4	0
2020 - No season played										
2021 - Redshirt season - did not appear in any games										
2022 (UA)	11/7	25	13	38	7.0	4.5	0/0	0	5	2
2023 (UA)	15/15	34	21	55	21.5	15.0	5/0	0	12	3
TOTAL	35/29	83	50	133	36.0	25.0	7/0	0	21	5



#19 AUSTIN LEDBETTER

QB | 6-1 | 205 | R-Fr. | HS
Bryant, Ark. (Bryant HS)

ARKANSAS BASEBALL

2023 (SOPHOMORE): Made 15 appearances on the mound ... Went 0-1 with a 7.09 ERA and one save in 33.0 innings of work ... Recorded 23 strikeouts on the year ... Struck out a season-high five against UNLV (March 14) ... Locked down his lone save of the season against UCA (April 18), spinning a scoreless inning of work with one strikeout ... Longest outing of the season came against Lipscomb (May 2) in North Little Rock, Ark., at Dickey-Stephens Park, tossing four shutout frames.

2022 (FRESHMAN): Made seven appearances with two starts on the mound as a true freshman ... Posted a 2.84 ERA in 12.2 innings ... Recorded 12 strikeouts and limited opposing hitters to .227 batting average ... Allowed four runs on 10 hits and one walk ... Made his collegiate debut in a relief outing against Southeastern, twirling 2.2 scoreless innings with a season-high five strikeouts ... Earned his first collegiate start in the second game of a doubleheader against UIC (March 10) and racked up three strikeouts over a season-long three innings of one-run ball ... Made his second career start against Grambling (March 16), allowing three runs on five hits and a walk while punching out one ... In the NCAA Tournament, tossed 2.2 scoreless relief innings with two strikeouts ... Both postseason appearances on the mound came in the College World Series ... Pitched 1.2 scoreless innings with a pair of strikeouts vs. Ole Miss (June 20) ... Threw a scoreless frame vs. No. 25 Auburn (June 21) ... Member of a Razorback pitching staff that set a new school record with 674 strikeouts in 2022.

HIGH SCHOOL: 2020 Arkansas Gatorade Player of the Year as a quarterback at Bryant High School in Bryant, Ark. ... Passed for 3,086 yards and 41 touchdowns as a senior to lead Bryant to a perfect 13-0 record and a third consecutive state

championship to finish his high school career as a starting QB unbeaten ... On the diamond, ranked by Perfect Game as a top-500 overall prospect and the No. 45 third baseman in the class of 2021 ... Top third baseman and No. 6 overall prospect in the state of Arkansas by Perfect Game ... Ranked by Prep Baseball Report as the No. 63 right-handed pitcher and the No. 191 overall prospect in the country ... Top right-hander in Arkansas and No. 2 overall prospect in the state by Prep Baseball Report ... 2021 Perfect Game Preseason All-American - Southeast All-Region Second Team ... 2020 Perfect Game Preseason Underclass All-American - Southeast Region High Honorable Mention ... 2019 Perfect Game Preseason Underclass All-American - High Honorable Mention ... Also played football, suiting up at quarterback for the Arkansas state champion Bryant football team.



#28 JUSTIN LOGAN

LB | 6-2 | 226 | Fr. | HS
Kennesaw, Ga. (Kell HS)

HIGH SCHOOL: A four-star prospect by Rivals ... Tabled No. 22 inside linebacker in class of 2024 by ESPN ... Rated the No. 42 linebacker in the country and No. 53 overall prospect in Georgia by 247Sports ... Played for head coach Brett Sloan at Kell High School ... Helped Kell High School to a 9-2 record, including a 6-0 regional mark ... Racked up 52 total tackles, 2.0 tackles for loss, one sack, three PBUs, two QB hurries, two forced fumbles, two fumble recoveries and one interception as a senior in 2023 ... Birthdate: Oct. 30, 2005 ... CHOSE ARKANSAS OVER: Cincinnati, Colorado, Duke, Georgia Tech, Indiana, Louisville, Missouri, Kentucky, Maryland, Mississippi State, NC State, Pittsburgh, South Carolina, UCF, Vanderbilt and others ... Enrolled early but missed part of spring drills with an injury.



#57 ZURI MADISON

OL | 6-3 | 309 | Fr. | HS
Lexington, Ky. (Douglass HS)

HIGH SCHOOL: A consensus three-star prospect according to 247Sports, Rivals, ESPN and On3 ... Rated the No. 35 interior offensive lineman nationally and the No. 4 overall prospect in Kentucky by 247Sports ... No. 47 interior offensive lineman in the country and No. 4 overall prospect in Kentucky according to ESPN ... No. 7 overall prospect in Kentucky by Rivals ... No. 8 overall prospect in Kentucky according to On3 ... Played for head coach Arvin Borkar at Frederick Douglass High School in Lexington, Ky. ... As a senior, posted 19 pancake blocks and did not allow a sack, guiding the Broncos to an 8-5 overall record and a 3-0 district record ... Birthdate: Oct. 10, 2005 ... CHOSE ARKANSAS OVER: Duke, Illinois, Kentucky, Miami (Fla.), West Virginia and others ... Enrolled early but missed spring practice after injuring his knee.

NEWCOMERS



#24 TEVIS METCALF

DB | 5-10 | 193 | Fr. | HS
Clay, Ala. (Clay-Chalkville HS)

HIGH SCHOOL: A consensus three-star prospect according to 247Sports, Rivals, ESPN and On3 ... Rated the No. 61 cornerback in the country by ESPN ... No. 8 cornerback nationally according to Rivals ... No. 87 cornerback in the country by 247Sports ... Recorded 20 total tackles and six pass breakups grading out at 92% as a senior to help Clay-Chalkville HS to the Alabama 6A state title in 2023 ... Graduated with honors from Clay-Chalkville ... Played every snap of the Army All-American Bowl, helping his squad to victory ... Son of Tarrus and Neely Metcalf ... Has a sister, Tinsley, and a brother, TJ - who is an Arkansas defensive back ... Birthdate: Aug. 23, 2006 ... Father played football at Ole Miss ... Cousin of former Ole Miss WR DK Metcalf ... **CHOSE ARKANSAS OVER:** Auburn, Colorado, Georgia Tech and others ... Participated in spring practice after enrolling early.



#16 MIGUEL MITCHELL

DB | 6-1 | 219 | Jr. | TR
Oxford, Ala. (Oxford HS/Florida)

AT FLORIDA

2023 (SOPHOMORE): Started at safety in eight games and played in 11, finished with 37 tackles (19 solo), a half tackle for loss, two pass breakups and an interception ... Broke up a pass and recorded four tackles in season opener at No. 14 Utah (Aug. 31) ... Recorded three tackles vs. No. 11 Tennessee (Sept. 16) ... Matched a career-best with four tackles in win over Charlotte (Sept. 23) ... Posted his first of back-to-back games with five tackles at Kentucky (Sept. 30) ... Sealed the victory at South Carolina (Oct. 14) with an interception and made five tackles ... Had one stop vs. No. 1 Georgia (Oct. 28) ... Recorded a career-high six tackles with a pass breakup vs. Arkansas (Nov. 4) ... Made a pair of tackles at No. 18 LSU (Nov. 11) ... Posted three solo tackles at No. 9 Missouri (Nov. 18) ... Picked up a half tackle for loss as part of four-tackle game vs. No. 5 Florida State (Nov. 25).

2022 (FRESHMAN): Appeared in all 13 games as a true freshman ... Finished the season with 15 tackles, one TFL and a forced fumble ... Made his collegiate debut in the home opener vs. Utah (Sept. 3) ... Recorded three stops vs. South Florida (Sept. 17) ... Posted a season-best four tackles, including a tackle for loss, with a forced fumble in win over Eastern Washington (Oct. 2) ... Logged one stop against Missouri and one against LSU in back-to-back weeks in The Swamp ... Started at defensive back vs. South Carolina (Nov. 12) making three tackles ... Made one tackle in each of the final three games of the season at Vanderbilt (Nov. 19), at Florida State (Nov. 25) and vs. Oregon State in the Las Vegas Bowl (Dec. 17).

HIGH SCHOOL: Named MVP in the 2021 Alabama-Mississippi All-Star Game ... Totaled 33 tackles, eight pass breakups, three forced fumbles, two interceptions and blocked a field goal to go with 293 total yards of offense and three touchdowns his senior year at Oxford HS ... Top-35 player in the state of Alabama by 247Sports Composite Rankings ... Won the 6A State Championship in 2019 ... Signed with Florida over Oregon, USC and Tennessee, among others.

CAREER DEFENSIVE STATS

	GP/GS	UA	A	TOTAL	TFL	SACK	FF/FR	INT	QBH	PD
2022 (UF)	13/1	8	7	15	1.0	0	1/0	0	0	0
2023 (UF)	11/8	19	18	37	0.5	0	0/0	1	0	3
TOTAL	24/9	27	25	52	1.5	0	1/0	1	0	3



#78 JOE MORE

OL | 6-5 | 310 | *R-Sr. | TR
Franklin, Tenn. (Christ Pres. Academy/Syracuse)

AT SYRACUSE

2023 (REDSHIRT SENIOR): Played in just three games in his lone year at Syracuse due to injury, seeing 29 snaps on the offensive line and six more on special teams ... Saw action vs. Clemson (Sept. 30), at North Carolina (Oct. 7) and at Florida State (Oct. 14).

AT RICHMOND

2022 (REDSHIRT JUNIOR): Started all 12 games for the Spiders, helping the offense average 424.1 yards per game ... Allowed just four sacks over 542 pass play snaps according to Pro Football Focus ... Logged 901 snaps at right tackle.

2020-21 (REDSHIRT SOPHOMORE): Started all 11 games at right tackle ... Gave up just one sack in 339 pass plays according to PFF ... Committed just five penalties ... Played 11 snaps at left tackle ... Started all four games during spring 2021 season at right tackle ... Allowed two sacks and just four pressures across 133 pass plays according to PFF.

2019 (REDSHIRT FRESHMAN): Played in 10 games, starting all 10 at right tackle ... Made his first career start vs. Jacksonville (Aug. 29) ... Missed a pair of games with an injury.

2018 (FRESHMAN): Appeared in four games and preserved his redshirt ... Made his collegiate debut in win over Fordham (Sept. 8) ... Also saw time in wins over Albany (Oct. 13) and William & Mary (Nov. 17).

HIGH SCHOOL: Earned All-Region twice and was named All-State and All-Mid-State as an offensive lineman at Christ Presbyterian Academy, starting every game over his final two seasons ... Served as a team captain his senior year ... Also played basketball and participated in track & field.



#60 JONAS NANTZE

OL | 6-5 | 285 | Fr. | HS
Springdale, Ark. (Shiloh Christian Academy)

HIGH SCHOOL: A force on the offensive line at Shiloh Christian Academy, helping the Saints to a state runner-up finish in 2023 as a senior ... Recorded 141 pancake blocks and did not allow a sack in his final season.

NEWCOMERS



#63 ADDISON NICHOLS

OL | 6-5 | 323 | R-So. | TR
Norcross, Ga. (GAC School/Tennessee)

AT TENNESSEE

2023 (REDSHIRT FRESHMAN): Appeared in 12 games as a reserve offensive lineman during his redshirt freshman season ... Played 12 offensive snaps at right guard in the season opener at Virginia (Sept. 2) and did not allow a pressure ... Appeared on special teams in home opener against Austin Peay (Sept. 9) ... Saw action on PAT/field goal unit in his SEC debut at Florida (Sept. 16) ... Played six offensive snaps at left guard against UTSA (Sept. 23) and did not allow a pressure ... Blocked on PAT and field goal units in back-to-back SEC wins over South Carolina (Sept. 30) and Texas A&M (Oct. 14) ... Saw action on field goal and PAT units for two straight SEC road trips at Alabama (Oct. 21) and Kentucky (Oct. 28) ... Played 22 offensive snaps at left guard in Homecoming win over UConn (Nov. 4) ... Played 67 snaps against Vanderbilt (Nov. 25), earning an 85% rating on pass-blocking per PFF.

2022 (FRESHMAN): Redshirt season ... Appeared in two games as a reserve offensive lineman ... Saw action on four offensive snaps in collegiate debut against Ball State (Sept. 1) ... Played a season-high eight offensive snaps in a win over UT Martin (Oct. 22) ... Named to the SEC First-Year Academic Honor Roll.

HIGH SCHOOL: Played for head coach Tim Hardy at Greater Atlanta Christian School in Norcross, Georgia ... Rated a consensus four-star prospect by all major recruiting services ... No. 4 interior offensive lineman in the country according to 247Sports Composite and No. 15 offensive tackle by Rivals ... ESPN300 member for the Class of 2022 (No. 113) and a consensus top-300 prospect by all major recruiting services ... Considered one of the top 15 players in the state of Georgia by Rivals, On3 and the 247Sports Composite ... Selected to represent the East region at the All-American Bowl in January 2022 ... A team captain who helped lead GACS to an undefeated regular season as a junior in 2020 ... Spartans reached the 2020 GHSA AAA state semifinals ... Earned all-state honors from the Atlanta Journal-Constitution in January of 2021 ... A four-time all-state and all-county selection ... Birthdate: May 20, 2003.



#81 ANDREAS PAASKE

TE | 6-6 | 263 | Sr. | TR
Copenhagen, Denmark (Søllerød Sr. Sport/E. Mich.)

AT EASTERN MICHIGAN

2023 (JUNIOR): Played in seven games with three starts ... Logged four catches for 39 yards (9.8 ypc) on the year ... Caught one pass for a season-high 21 yards against Howard (Sept. 1) ... Finished with one catch for six yards against Ball State (Oct. 7) ... Recorded a season-high two receptions for 12 yards at Buffalo (Nov. 21).

2022 (SOPHOMORE): Academic All-MAC selection ... Saw action in all 13 games ... Recorded 10 receptions for 206 yards and two touchdowns on the year ... Captured his first collegiate reception for 34 yards against Eastern Kentucky (Sept. 2) ... Set a career high for longest catch with a 75-yard reception against Northern Illinois (Oct. 15) ... Caught three passes over 20 yards throughout the season.

2021 (FRESHMAN): Did not see game action.

HIGH SCHOOL: Played for the Søllerød Gold Diggers (Danish National League) in Rudersdal, Denmark ... Had two catches for 70 yards and a touchdown in a 56-0 win over the Aarhus Tigers ... Was named the team MVP in 2018 and 2019 and selected as the best player at the tight end position in Denmark ... Selected to Denmark's 45-man U19 National Team roster that participated in the IFAF 2019 U19 European Championships in Bologna, Italy ... Caught eight passes for 74 yards against Team France.

PERSONAL: Full name: Andreas Keldskov Paaske ... Son of Lars and Gitte Paaske ... Has a twin brother, Rasmus, who played basketball for the Denmark national team ... Birthdate: April 28, 2000 ... Pronunciation: on-DRAY-us POE-ska.

CAREER RECEIVING STATS

	GP/GS	REC	YDS	AVG	TD	LNG
2022 (EMU)	13/0	10	206	20.6	2	75
2023 (EMU)	7/3	4	39	9.8	0	21
TOTAL	20/3	14	245	17.5	2	75

NEWCOMERS

#21
JUJU POPELB | 6-0 | 213 | Fr. | HS
Pope, Miss. (South Panola HS)

HIGH SCHOOL: A four-star prospect according to Rivals ... Rated the No. 8 linebacker in the country and the No. 8 overall prospect in Mississippi by Rivals ... No. 39 linebacker nationally and No. 14 overall prospect in Mississippi according to On3 ... No. 41 linebacker in the country and No. 14 overall prospect in Mississippi by ESPN ... As a senior in 2023, had 24 carries for 129 rushing yards and three touchdowns over two games ... One 100-yard rushing performance on the year ... Defensively, totaled three tackles (two) solo with one tackle for loss ... As a junior in 2022, tallied 82 total tackles (55 solo) with 19.0 tackles for loss, including 9.0 sacks, over 11 games ... Added one interception, nine pass breakups and two forced fumbles ... Offensively, rushed 41 times for 490 yards (12.0 ypc) and eight touchdowns ... Caught five passes for 23 yards (2.1 ypc) ... As a sophomore in 2021, made 59 total stops (57 solo) with 11.0 tackles for loss, including 4.0 sacks, over nine games ... Recorded one interception, eight pass breakups, and one fumble recovery ... Rushed 60 times for 398 yards (6.6 ypc) and five touchdowns ... Logged one 100-yard rushing game on the year ... Caught 10 passes for 51 yards (5.1 ypc) and one touchdown ... Birthdate: Sept. 6, 2004 ... CHOSE ARKANSAS OVER: Alabama, Louisville, Michigan, Mississippi State, Oregon and others.

#59
KYLE RAMSEYK | 6-2 | 201 | *R-Sr. | TR
Missouri City, Texas (Ridgepoint HS/Abilene Christian)

AT ABILENE CHRISTIAN

2023 (REDSHIRT SENIOR): Played in 11 games, going 14-for-15 on field goals and adding 33 extra points for 75 total points ... Averaged 62.6 yards per kickoff over 57 kicks ... Recorded one tackle ... Went a perfect 7-for-7 on attempts from 40-49 yards and 4-for-5 on attempts of 50+ yards, including a season-best 55-yard field goal vs. Prairie View (Sept. 9).

AT HOUSTON

2022 (REDSHIRT JUNIOR): Named to the College Sports Communicators Academic All-District Team after playing in nine games and going 5-for-6 on field goals, including 4-for-5 on attempts of 20+ yards ... Was good on 38-of-39 extra-point attempts to score 53 total points ... Averaged 50.7 yards over 13 kickoffs with a pair of touchbacks ... Helped Cougars convert two outside kicks, including at Memphis (Oct. 7) that led to game-winning score ... Booted three field goals at Tulsa (Nov. 26), including a season-best 42-yarder ... Three field goals made matched most by a Cougar in a single game since 2016.

2021 (REDSHIRT SOPHOMORE): Appeared in four games going 3-for-3 on PATs and averaging 64.2 yards per kickoff with a pair of touchbacks ... Named 2021-22 UH Athletics Male Academic Cougar of the Year ... 2021 Military Bowl 3M STEM Scholar-Athlete honoree.

2020 (SOPHOMORE): Played in two games, going 8-for-8 on PATs vs. USF (Nov. 14) and booting a 65-yard kickoff for a touchback at Cincinnati (Nov. 7).

2019 (FRESHMAN): Played in 12 games as a kickoff specialist ... Averaged 57.8 yards per kickoff over 55 kicks with 25 touchbacks ... Logged three tackles.

HIGH SCHOOL: Played at Ridgepoint HS, where he connected on all 41 extra-point attempts as a senior and made 4-of-7 field goals while averaging 33 yards per punt ... Went 7-for-7 on field goals as a junior ... Also played soccer.

CAREER KICKING STATS

	GP/GS	MADE	ATT	LG	PCT
2019 (UH)	11/0	0	0	0	0.0
2020 (UH)	2/0	0	1	0	0.0
2021 (UH)	4/0	0	0	0	0.0
2022 (UH)	9/0	5	6	42	83.3
2023 (ACU)	11/0	14	15	55	93.3
TOTAL	37/0	19	22	55	86.4

#29
TYRELL REED JR.RB | 5-10 | 210 | So. | TR
Topeka, Kan. (Lawrence HS/Hutchinson CC)

AT HUTCHINSON CC

2023 (FRESHMAN): Played in all 11 games, running for 833 yards on 132 carries with 13 touchdowns ... Recorded four 100-yard games, including a season-best 171 yards ... Scored multiple touchdowns in three games, including a season-high four ... Carried three times for 15 yards at Navarro College (Aug. 26) ... Ran for a season-best 171 yards, including a 69-yard run, on just nine carries with three touchdowns in win over Ellsworth CC (Sept. 2) ... Gained 28 yards on nine carries at Iowa Central CC (Sept. 9) ... Scored a touchdown and ran for 50 yards on nine carries vs. Coffeyville CC (Sept. 23) ... Toted the rock a season-high 22 times for 123 yards and three touchdowns at Butler CC (Sept. 30) ... Scored a season-best four touchdowns vs. Dodge City CC (Oct. 7), running 10 times for 115 yards ... Carried 11 times for 58 yards vs. Garden City CC (Oct. 21) ... Gained 59 yards on 15 carries at Highland CC (Oct. 28) ... Seven carries for 10 yards at Independence CC (Nov. 4) ... Scored a touchdown and ran for 80 yards on 17 touches to finish up undefeated regular season with win over Iowa Western CC (Nov. 11) ... Notched his fourth 100-yard game of the season with 124 yards on 20 yards and a TD vs. East Mississippi CC (Dec. 2).

CAREER RUSHING STATS

	GP/GS	ATT	YDS	AVG	TD	LNG
2023 (HCC)	11/11	132	833	75.7	13	71
TOTAL	11/11	132	833	75.7	13	71

CAREER RECEIVING STATS

	GP/GS	REC	YDS	AVG	TD	LNG
2023 (HCC)	11/11	1	5	5.0	0	5
TOTAL	11/11	1	5	5.0	0	5

NEWCOMERS



#13 MARQUISE ROBINSON

DB | 6-1 | 190 | Sr. | TR
Crosby, Miss. (Wilkinson County HS/S. Alabama)

AT SOUTH ALABAMA

2023 (JUNIOR): Produced his best season to date with 36 tackles, 2.5 tackles for loss, three interceptions, three pass breakups and a fumble recovery while playing in all 13 games for the Jaguars ... Picked off his first pass of the season to set up a second quarter touchdown in an upset win at Oklahoma State (Sept. 16), adding a pair of tackles ... Made four stops, including a half tackle for loss, at James Madison (Sept. 30) ... Posted three solo stops in the victory at ULM (Oct. 7) ... Recorded three tackles vs. Southern Miss (Oct. 17) and four against Louisiana (Oct. 28) ... His five tackles at Troy (Nov. 2) established a season-best ... Picked up his second half tackle for loss in win over Arkansas State (Nov. 11) as part of a four-tackle performance ... Intercepted his second pass of the season in a shutout victory vs. Marshall (Nov. 18) ... Matched his season-high with five tackles, including four solo, at Texas State (Nov. 25) to go with a half tackle for loss and a 25-yard fumble return to set up a field goal for the Jags ... Picked off his third pass of the season leading to a USA touchdown in 68 Ventures Bowl victory over Eastern Michigan (Dec. 23), adding three pass breakups and two tackles, including one for loss.

2022 (SOPHOMORE): Played in and started 11 games at cornerback, making 28 tackles, including 15 solo stops, to go along with a pair of pass breakups ... Posted a season-best six tackles twice, against Louisiana (Oct. 1) and ULM (Oct. 15) ... Also had a five-tackle performance against Southern Miss (Nov. 19).

AT SOUTHWEST MISSISSIPPI CC

2021 (FRESHMAN): Rated a three-star prospect and a national top 10 junior college cornerback ... In his only season with the Bears, he made 34 tackles with an interception and two pass breakups ... In a win over Mississippi Delta CC, posted a season-high seven stops, including a half tackle for loss, and broke up a pass ... Finished with six solo tackles in season debut vs. Itawamba (Miss.) CC ... Logged five tackles in consecutive games against East Mississippi CC and Copiah-Lincoln (Miss.) CC ... Recorded four tackles against nationally-ranked Jones (Miss.) CC before adding four tackles and an interception against nationally-ranked Mississippi Gulf Coast CC the following week ... Chose South Alabama over: Memphis and Nevada.

HIGH SCHOOL: Prepped at Wilkinson County High, recording 61 tackles over his final two seasons ... Made 35 stops with an interception and a fumble recovery when as a senior to help the Wildcats qualify for the 3A state playoffs ... Helped WCHS advance to the state playoffs with 29 tackles as a junior en route to an 8-4 finish.

CAREER DEFENSIVE STATS

	GP/GS	UA	A	TOTAL	TFL	SACK	FF/FR	INT	QBH	PD
2022 (USA)	11/9	15	13	28	0.0	0.0	0/0	0	0	2
2023 (USA)	13/13	21	15	36	2.5	0.0	0/1	3	0	6
TOTAL	24/22	36	28	64	2.5	0.0	0/1	3	0	8



#0 BRAYLEN RUSSELL

RB | 6-1 | 253 | Fr. | HS
Benton, Ark. (Benton HS)

HIGH SCHOOL: A four-star prospect according to 247Sports, Rivals and ESPN ... No. 237 overall prospect in ESPN 300 rankings ... Rated the No. 16 running back nationally and the No. 3 overall prospect in Arkansas by ESPN ... No. 21 running back in the country and No. 4 overall prospect in Arkansas according to Rivals ... No. 24 running back nationally and No. 4 overall prospect in Arkansas by 247Sports ... Played for head coach Brad Harris at Benton High School in Benton, Ark. ... As a senior, ran the ball 167 times for 1,359 yards and 20 touchdowns ... Added 18 receptions for 351 receiving yards and five scores as a senior ... Recorded 1,643 rushing yards and 26 touchdowns (6.8 ypc) as a junior in 2022 ... Registered 22 receptions for 224 yards and a score as a junior ... Birthdate: July 14, 2005 ... **CHOSE ARKANSAS OVER:** Arizona, Baylor, Boston College, Cincinnati, Kansas, Kansas State, Ole Miss, Tennessee, Texas A&M, South Carolina and others.



#98 DANNY SAILI

DL | 6-3 | 377 | Jr. | TR
Topeka, Kan. (Topeka HS/BYU)

AT HUTCHINSON CC

2023 (SOPHOMORE): Played in 10 games, making 21 tackles with four sacks and 7.5 tackles for loss with one forced fumble ... Made three tackles with a half tackle for loss in season-opening win at Navarro College (Aug. 26) ... Logged his first sack of the season as part of two-tackle game vs. Coffeyville CC (Sept. 23) ... Recorded a season-best four tackles, including his second sack of the season, vs. Dodge City CC (Oct. 7) ... Posted a sack for the second straight game and added a half tackle for loss as part of three tackles in win over Garden City CC (Oct. 21) ... Made two tackles at Highland CC (Oct. 28) ... Recorded a tackle for loss in win at Independence CC (Nov. 4) ... Made three tackles, including 1.5 tackles for loss, vs. Iowa Western CC (Nov. 11) ... Forced a fumble and recorded a sack vs. East Mississippi CC (Dec. 2), totaling three tackles ... Transferred to BYU for spring 2024 semester before transferring to Arkansas during summer.

2022 (FRESHMAN): Saw action in 11 games as a freshman, making 18 tackles with four sacks and 7.5 tackles for loss ... Posted three tackles in collegiate debut vs. Navarro College (Aug. 27) ... Made two tackles, including one tackle for loss, at Coffeyville CC (Sept. 24) ... Logged a pair of stops at Dodge City CC (Oct. 8) ... Season-best 1.5 tackles for loss at Garden City CC (Oct. 22) ... Recorded two tackles vs. Highland CC (Oct. 29), Independence CC (Nov. 5) and at Iowa Western CC (Nov. 12) ... Posted one stop vs. Coffeyville CC (Dec. 3) in opening round of playoffs ... Logged his first career sack vs. Iowa Western CC (Dec. 14) with two tackles.

CAREER DEFENSIVE STATS

	GP/GS	UA	A	TOTAL	TFL	SACK	FF/FR	INT	QBH	PD
2022 (HCC)	11/0	8	10	18	3.5	1.0	0/0	0	0	0
2023 (HCC)	10/0	11	10	21	7.5	4.0	1/0	0	0	1
TOTAL	21/0	19	20	30	11.0	5.0	1/0	0	0	1

NEWCOMERS



#7 BRADLEY SHAW

LB | 6-1 | 233 | Fr. | HS
Hoover, Ala. (Hoover HS)

HIGH SCHOOL: A four-star prospect according to 247Sports, Rivals and On3 ... No. 101 overall prospect in Top247 rankings ... No. 187 overall prospect in ESPN 300 rankings ... No. 8 linebacker in the country and No. 9 overall prospect in Alabama by 247Sports ... No. 6 inside linebacker nationally and No. 12 overall prospect in Alabama according ESPN ... No. 17 linebacker in the country and No. 13 overall prospect in Alabama by On3 ... Selected to play in the 2024 All-American Bowl ... 2023 7A Region 3 All-Region First Team ... Birthdate: Dec. 2, 2005 ... **CHOSE ARKANSAS OVER:** Alabama, Auburn, Clemson, Colorado, Duke, Florida, Georgia, Kentucky, Louisville, Maryland, Michigan State, Mississippi State, Missouri, Notre Dame, Ole Miss, South Carolina, Stanford, Tennessee, Texas A&M, UCF, USC, Vanderbilt, Washington and others.



#36 MATTHEW SHIPLEY

K | 6-1 | 201 | *Sr. | TR
Liberty Hill, Texas (Liberty Hill HS/Hawai'i)

AT HAWAI'I

2023 (SENIOR): Appeared in all 13 games starting at both kicker and punter ... 14-for-18 (77.8%) on field goal attempts with a season-long 51-yard made field goal ... 30-for-31 on point after attempts ... Led the team in scoring (72 points) ... Punted 60 times on the season, averaging 39.5 yards per punt ... Finished with 10 punts of 50+ yards, including a season-long 56-yard punt ... Pinned nine punts inside the 20-yard line.

2022 (JUNIOR): Appeared in all 13 games starting at both kicker and punter ... Led the team in scoring (75 points) ... Converted 80 percent of his field goal attempts (16-of-20) ... Was perfect (10-of-10) on attempts inside 30 yards ... Tied a career-long with a 49-yard field goal against Utah State ... Nailed four field goals of 40 yards or longer ... Made all but one of his 28 PATs ... Averaged 40.7 yards on 63 punts ... Tallied nine punts of 50+ yards, including a career-long 63-yarder against Wyoming ... Recorded 19 punts inside the 20-yard line ... Had an 18-yard rush for a first down on a fake punt against Nevada.

2021 (SOPHOMORE): A semifinalist for the Lou Groza Award given to the nation's best placekicker ... Played in all 13 games, handling both placekicking and punting duties ... Led team in points scored with 96 ... Made 18-of-21 field attempts on the year ... Converted on all 42 of his extra point attempts ... Recorded a career-long 49-yard field goal against Utah State ... Set a career-high with three field goals made versus Colorado State ... Averaged 41.5 yards on 55 punts for the season ... Had eight punts of 50-plus yards and 15 that landed inside the 20 ... Earned his first Mountain West Special Teams Player of the Week award after averaging 49.3 yards per punt and tallying eight points in UH's season-finale at Wyoming ... Booted a career-long 54-yard punt in that win over the Cowboys.

2020 (FRESHMAN): Handled all placekicking and the majority of kickoff duties for UH ... Finished the year 8-of-14 (57.1%) on field goals ... Went 6-of-7 on

attempts under 40 yards ... Nailed a season-long 44-yard field goal in win over UNLV ... Converted all 26 of his PAT attempts ... Took over kickoff duties in the final seven games of the year ... Recorded 16 touchbacks on 33 kickoffs ... Earned academic all-MW honors.

HIGH SCHOOL: Attended Liberty Hill High School in Liberty Hill, Texas ... Handled both place kicking and punting duties for a squad that won back-to-back district titles and a 2019 regional championship ... A two-time all-district kicker ... Ranked the No. 7 kicker nationally by Chris Sailer Kicking ... Longest field goal in a game was 45 yards ... Averaged 55.3 yards per kickoff with 31 going for touchbacks ... Invited to the All-American Bowl in San Antonio, Texas ... Also earned all-state honors in soccer ... An academic all-state selection.

PERSONAL: Born in Plano, Texas ... Son of Chris and Carol Shipley ... Has two brothers ... Twin brother, Mason, kicks for Texas State ... Older brother Michael kicked at West Texas A&M ... Birthdate: Jan. 1, 2002.

CAREER KICKING STATS

	GP/GS	MADE	ATT	LG	PCT
2020 (UH)	9/0	8	14	44	57.1
2021 (UH)	13/0	18	21	49	85.7
2022 (UH)	13/0	16	20	49	80.0
2023 (UH)	13/0	14	18	51	77.8
TOTAL	37/0	56	73	51	76.7

CAREER PUNTING STATS

	GP/GS	NO.	YDS	LG	AVG/P	FC	I20	50+
2020 (UH)	9/0	0	0	0	0.0	0	0	0
2021 (UH)	13/0	55	2281	54	41.5	30	15	8
2022 (UH)	13/0	63	2567	63	40.7	19	19	9
2023 (UH)	13/0	60	2369	56	39.5	19	9	10
TOTAL	37/0	178	7217	63	40.5	68	43	27



#42 WYATT SIMMONS

LB | 6-1 | 219 | Fr. | HS
Searcy, Ark. (Harding Academy)

HIGH SCHOOL: A consensus three-star prospect according to 247Sports, Rivals, ESPN and On3 ... Rated the No. 13 inside linebacker nationally and No. 5 overall prospect in Arkansas by ESPN ... No. 41 linebacker in the country and No. 6 overall prospect in Arkansas according to Rivals ... No. 44 linebacker nationally and No. 6 overall prospect in Arkansas by On3 ... Played for head coach Neil Evans at Harding Academy ... Helped Harding to a 15-0 record and an Arkansas Class 4A state title as a senior ... Posted 77 total tackles, 13.0 tackles for loss, four sacks, one forced fumble and one fumble recovery as a senior ... Also ran 18 times for 79 yards and eight touchdowns as a senior ... Totaled 77 tackles, 12.0 tackles for loss, six sacks and one fumble recovery in 13 games as a senior.

PERSONAL: Father, Paul Simmons, is the head coach at Harding University in Searcy, Ark. ... Birthdate: Dec. 17, 2004 ... **CHOSE ARKANSAS OVER:** Auburn, Clemson, Florida State, Illinois, Mississippi State, Miami (Fla.), Oklahoma, Oklahoma State, Ole Miss, Tennessee, Texas, South Carolina, USC and others.

NEWCOMERS



#3 DONEIKO SLAUGHTER

DB | 6-0 | 193 | *Sr. | TR
Roswell, Ga. (Roswell HS/Tennessee)

AT TENNESSEE

2023 (SENIOR): Finished with 32 total tackles (26 solo), including one sack, in 10 games on the year ... Led all players with a career-best 11 tackles against Georgia (Nov. 18) ... Started at corner and posted seven tackles (six solo) at Missouri (Nov. 11) ... Racked up five tackles, including a 9-yard sack, in win over UConn (Nov. 4) ... Returned to starting lineup (CB) at Kentucky (Oct. 28) and finished the game with three solo tackles ... Posted four tackles at Alabama (Oct. 21) ... Saw action on 14 defensive snaps vs. South Carolina (Sept. 30), did not record any stats ... Did not play at Florida (Sept. 16) or vs. UTSA (Sept. 23) due to injury ... Played 41 snaps at corner and had a pair of tackles in win over Austin Peay (Sept. 9) ... Started at corner vs. Virginia (Sept. 2) and played 29 snaps.

2022 (JUNIOR): A defensive back starter for seven games who appeared in 12 contests ... Five starts came at corner and two starts were at safety ... Led the team in pass breakups with seven and tallied one interception and one fumble recovery ... Was outstanding in corner start vs. Clemson in the Orange Bowl (Dec. 30), logging five solo tackles and a career-best and game-high three pass breakups ... Had a pair of tackles and pounced on his first career fumble recovery against Missouri (Nov. 12) ... Made start at corner and posted six total tackles and a pass breakup at Georgia (Nov. 5) ... Made his first cornerback start vs. Kentucky (Oct. 29) and did not allow a reception while nabbing his first career interception in the victory ... Delivered the Kentucky game's defensive highlight with a bruising hit in the second quarter, knocking the ball loose and into the hands of LB Juwan Mitchell for a pick in the red zone ... Slaughter and the Vols limited Kentucky QB and top-rated 2023 NFL Draft prospect Will Levis to 98 yards passing, the fewest allowed by UT through the air since 2019 ... Started at safety vs. UT Martin (Oct. 22), logging one tackle, one pass breakup and his first-career kickoff return for 16 yards ... Made his first start of the season at safety vs. Alabama (Oct. 15) and shattered his career-high with eight total tackles in the victory ... Recorded two assisted tackles in at LSU (Oct. 8), including a half-tackle for loss in the second quarter ... Posted one solo tackle and his first-career pass breakup in UT's season-opening victory vs. Ball State (Sept. 1), playing 22 defensive snaps.

2021 (SOPHOMORE): Appeared in 11 games on the season as a reserve defensive back and in special teams coverage ... Did not make any starts ... Posted 16 tackles, three tackles for loss, one sack and one quarterback hurry ... Had a solo tackle in the TransPerfect Music City Bowl vs. Purdue (Dec. 30) ... Made one assisted tackle in reserve action vs. South Alabama (Nov. 20) ... Had one tackle vs. Georgia (Nov. 13) ... Made a pair of solo tackles in UT's 45-42 win at Kentucky (Nov. 6) ... Returned from injury at Alabama (Oct. 23) and posted a career-high tying three tackles and one TFL ... Did not see action vs. South Carolina (Oct. 9) or Ole Miss (Oct. 16) due to injury ... Tied career highs in tackles (3) and TFLs (1) while also recording his first-career quarterback hurry in win at Mizzou (Oct. 2) ... Recorded two tackles and a sack in shutout win vs. Tennessee Tech (Sept. 18) ... Tied his career-high with three tackles vs. Pitt (Sept. 11) ... Made season debut vs. Bowling Green (Sept. 2), primarily seeing action on special teams.

2020 (FRESHMAN): Saw action in all 10 games and made one start at STAR as a true freshman ... Made eight tackles, one tackle for loss and one sack on the year ... Recorded two tackles vs. Alabama (Oct. 24) ... Notched three

tackles to match his career high against Kentucky (Oct. 17) ... Started at the STAR position in his Tennessee debut in season-opening win at South Carolina (Sept. 26), posting three tackles and a sack ... Was the only true freshman to start in the season-opener for the Vols ... Named to the SEC First-Year Academic Honor Roll.

HIGH SCHOOL: Rated as a three-star prospect by 247 Composite rankings ... Starred at Roswell High School in Roswell, Georgia ... Helped lead the Hornets to district title and the second round of the Georgia Class 7A State Playoffs as a senior in 2019 ... 2019 Georgia Class 7A All-State selection and 2019 4-7A First Team All-Region ... 2018 4-7A Second Team All-Region ... Led Roswell with eight sacks in 2018 ... Birthdate: Nov. 8, 2001.

CAREER DEFENSIVE STATS

	GP/GS	UA	A	TOTAL	TFL	SACK	FF/FR	INT	QBH	PD
2020 (UT)	10/1	4	4	8	1.0	1.0	0/0	0	1	0
2021 (UT)	11/0	12	4	16	3.0	1.0	0/0	0	1	0
2022 (UT)	12/7	24	7	31	0.5	0.0	0/1	1	0	7
2023 (UT)	10/7	26	6	32	1.0	1.0	0/0	0	0	0
TOTAL	43/15	66	21	87	5.5	3.0	0/1	1	2	7



#10 XAVIAN SOREY JR.

LB | 6-3 | 223 | R-Jr. | TR
Campbellton, Fla. (IMG Academy/Georgia)

AT GEORGIA

2023 (REDSHIRT SOPHOMORE): Played in 11 games with two starts ... Finished the year with 19 total tackles (15 solo) and 1.5 tackles for loss, including 1.0 sack ... Recorded one pass breakup and was credited with five quarterback pressures ... Tallied a team-high six tackles, including five solo, against UAB (Sept. 23) ... Had a sack for a loss of two yards against Auburn (Sept. 30) ... Broke up a pass against Kentucky (Oct. 7) ... Started at linebacker and racked up five solo tackles in the SEC Championship game against Alabama (Dec. 2).

2022 (REDSHIRT FRESHMAN): Saw action as a reserve linebacker and on kick coverage units in 12 games ... Finished season with three total tackles and one quarterback pressure ... Had one tackle and one quarterback hurry against Oregon (Sept. 3) ... Had a first-quarter fumble recovery against Samford (Sept. 10) ... One solo tackle at South Carolina (Sept. 17).

2021 (FRESHMAN): Redshirt season ... Saw his first collegiate action as a reserve against UAB (Sept. 11) ... Also played vs. Missouri (Nov. 6), Charleston Southern (Nov. 20) and Georgia Tech (Nov. 27) ... Had one tackle and his first career interception in the Charleston Southern game ... Enrolled at UGA in January 2021 and participated in spring drills.

HIGH SCHOOL: Played for head coach Bobby Acosta at IMG Academy ... Selected to the 2021 All-American Bowl and 2021 Polynesian Bowl ... 247Sports composite five-star prospect ... Ranked as the No. 1 outside linebacker prospect, No. 6 prospect in Florida and No. 20 prospect nationally ... PrepStar Magazine four-star prospect, Top 150 Dream Team ... Ranked as the No. 4 athlete prospect, No. 13 prospect in Florida, and No. 81 prospect nationally ... Rivals four-star prospect ... Ranked as the No. 3 OLB prospect, No. 12 prospect in Florida and No. 48 prospect nationally ... ESPN four-star prospect ... Ranked as the No. 3 athlete prospect, No. 6 prospect in Florida, and No. 88 prospect nationally ... Helped lead IMG Academy to 8-0 record in 2020 senior season ... Posted eight

NEWCOMERS

tackles, including two tackles for loss in three games during season ... Named to MaxPreps Preseason Florida All-State First Team defense ... Played for Graceville High School for first three seasons of high school career ... Led Tigers to 8-4 record in 2019 junior season, advancing to FHSAA Class A Regional Semifinals ... Played at running back, linebacker, and defensive back ... Finished second on team in rushing with 81 carries for 638 yards and three touchdowns, along with posting four catches for 110 yards and two touchdowns ... Finished fifth on team with 57 tackles, in addition to three interceptions ... Named to Florida High School Football Class A All-State Team honorable mention ... Also played forward on Graceville basketball team for three seasons, leading Tigers to 21-8 record in 2019-20 junior season ... Led team in scoring and rebounding with 14.7 points and 7.8 rebounds per game during 2019-20 ... Birthdate: April 7, 2002.

CAREER DEFENSIVE STATS

	GP/GS	UA	A	TOTAL	TFL	SACK	FF/FR	INT	QBH	PD
2021 (UGA)	4/0	1	1	2	1.0	0.0	0/0	1	0	0
2022 (UGA)	12/0	3	0	3	0.0	0.0	0/1	0	1	0
2023 (UGA)	11/2	15	4	19	1.5	1.0	0/0	0	5	1
TOTAL	27/2	19	5	24	2.5	1.0	0/2	1	6	1



#25
ANTHONY SWITZER

DB | 6-0 | 219 | *R-Sr. | TR
Marion, Ark. (Marion HS/Utah State)

AT UTAH STATE

2023 (REDSHIRT SENIOR): Earned honorable mention All-Mountain West honors after playing in 12 games with 11 starts ... Finished third on the team with 85 tackles with three sacks and eight tackles for loss to go with four pass

break-ups, one interception and one fumble recovery ... His eight TFLs were second on the squad and his three sacks were good for third ... Posted three double-digit tackle performances ... Recorded eight tackles in the season opener vs. Iowa (Sept. 2) ... Logged a career-high 10 tackles vs. Idaho State (Sept. 9) ... Made four stops at Air Force (Sept. 15) ... Picked off a pass, recovered a fumble and tallied five tackles vs. James Madison (Sept. 23) ... Matched his career-best with 10 tackles at UConn (Sept. 30) with three tackles for loss, including one sack ... Recorded six tackles with a half tackle for loss vs. Colorado State (Oct. 7) ... Matched his career-high again with 10 tackles vs. Fresno State (Oct. 13) ... Registered two tackles for loss with nine tackles at San Jose State (Oct. 21) ... Made six tackles with a half tackle for loss at San Diego State (Nov. 4) ... Recorded a sack to go with seven tackles vs. Nevada (Nov. 11) ... Logged a sack for second straight game along with nine stops vs. Boise State (Nov. 18) ... Made a single stop at New Mexico (Nov. 24).

2022 (SENIOR): Missed the entire season with an injury.

AT ARKANSAS STATE

2021 (JUNIOR): Played in eight games with 38 tackles and one tackle for loss ... Recorded one stop in the opener vs. Central Arkansas (Sept. 4) ... Forced and recovered a fumble to go with seven tackles vs. Memphis (Sept. 11) ... Tallied four stops at Washington (Sept. 18) ... Recorded seven tackles at Tulsa (Sept. 25) ... Posted a season-high nine tackles to go with two pass break-ups and a tackle for loss at Georgia Southern (Oct. 2) ... Added six tackles vs. Coastal Carolina (Oct. 7) ... Registered three stops at South Alabama (Oct. 30) ... Made one tackle in season finale vs. Texas State (Nov. 27).

2020 (SOPHOMORE): Played in seven games with six starts at the star position, ending the year with 30 tackles, a team-best two forced fumbles, one interception and a pair of pass break-ups ... Logged at least one tackle in every game he played with multiple tackles in six games ... Recorded four tackles at Memphis (Sept. 5) in the season opener ... Made five stops at Kansas State (Sept. 12) ... Posted a career day at Coastal Carolina (Oct. 3) forcing a fumble and intercepting a pass to go with nine tackles ... Forced a fumble for the second straight game along with three stops vs. Central Arkansas (Oct. 10) ... Recorded six tackles vs. Georgia State (Oct. 15) ... Logged a pair of stops vs. Troy (Oct. 31) ... Made a single tackle at Louisiana (Nov. 7).

2019 (FRESHMAN): Started a pair of games and played in nine total games as a true freshman, making 23 tackles with three tackles for loss ... His 23 tackles were second on the team among freshman ... Recorded at least one tackle in five games with three games of at least six stops.

HIGH SCHOOL: Rated a two-star recruit by 247Sports and the No. 47 player in the state of Arkansas out of Marion High School ... Named Arkansas Activities Association (AAA) Class 6A all-state as a senior in 2018 at Marion after making 51 total tackles, including 25 solo, with an interception ... Also participated in basketball, baseball and track & field.

PERSONAL: Son of David Switzer and Ruby Long ... Has four sisters and three brothers.

CAREER DEFENSIVE STATS

	GP/GS	UA	A	TOTAL	TFL	SACK	FF/FR	INT	QBH	PD
2019 (ASU)	9/2	16	7	23	3.0	0.0	0/0	0	0	0
2020 (ASU)	7/6	19	11	30	0.0	0.0	2/0	1	0	3
2021 (ASU)	8/7	23	15	38	1.0	0.0	1/1	0	1	2
2022 (USU) - Redshirt season - did not appear in any games										
2023 (USU)	12/11	39	46	85	8.0	3.0	0/1	1	5	5
TOTAL	28/26	97	78	175	12.0	3.0	3/2	2	6	10

NEWCOMERS



#23
ZACH TAYLOR

WR | 6-4 | 169 | Fr. | HS
Yoakum, Texas (Yoakum HS)

HIGH SCHOOL: Played quarterback at Yoakum High School in Yoakum, Texas ... Completed 90-of-160 passes for 1,376 yards with 15 touchdowns and nine interceptions to go with 342 rushing yards and six scores as a senior ... Ran 10.44 in the 100 meters and 21.33 in the 200 meters at the altair Rice Swamp Relays ... Won a state title in the 4 x 100 relay, with a split of 10.25 as the anchor leg ... Originally signed to play at Army before flipping to Arkansas.



#46
CHARLIE VON DER MEDEN

K | 6-0 | 180 | Fr. | HS
Tomball, Texas (Tomball HS)

HIGH SCHOOL: Rated a five-star kicker and No. 12 kicker in the nation by Kohl's Kicking ... Kicked and punted at Tomball High School.



#48
JOSEPH WHITT

LB | 6-0 | 204 | Fr. | HS
Prosper, Texas (Prosper HS)

HIGH SCHOOL: Played for head coach Tyler Moore at Prosper High School in Prosper, Texas.



#30
LARRY WORTH III

LB | 6-4 | 224 | Jr. | TR
Jacksonville, Fla. (Baldwin HS/Jacksonville St.)

AT JACKSONVILLE STATE

2023 (SOPHOMORE): Finished fifth on the team in total tackles with 63 and second on the team with four sacks after playing in all 13 games, including four starts at nickelback ... Recorded multiple tackles in 12 of 13 games ... Posted a career-high 1.5 sacks to go with five tackles and a forced fumble vs. UTEP (Aug. 26) in season opener ... Picked up three stops vs. ETSU (Sept. 2) ... Logged five tackles at Coastal Carolina (Sept. 9) ... Intercepted a pass and made three tackles with a half sack vs. Eastern Michigan (Sept. 23) ... Made four tackles with a sack at Sam Houston (Sept. 28) ... Recovered a fumble and recorded three tackles at Middle Tennessee (Oct. 4) ... Tallied five stops vs. Liberty (Oct. 10) ... Broke up a pass and made a pair of tackles vs. Western Kentucky (Oct. 17) ... Recorded a tackle for loss as part of a seven-tackle performance at South Carolina (Nov. 4) ... Posted seven tackles for second straight game vs. Louisiana Tech (Nov. 18) ... Made it three straight games with seven tackles at New Mexico State (Nov. 25)

... Saved his best for last with a career-high 12 tackles with two tackles for loss, including a sack, in win over Louisiana (Dec. 16) in the New Orleans Bowl.

2022 (FRESHMAN): Earned time in nine games as a true freshman, making 20 tackles with a pair of tackles for loss ... Made his collegiate debut against Murray State (Sept. 10) with 1.5 tackles for loss ... Posted two tackles at Tulsa (Sept. 17) followed by two more stops at Nicholls (Sept. 24) ... Recorded a season-high three tackles, including a half tackle for loss, vs. Kennesaw State (Oct. 1) ... Tallied a single stop vs. North Alabama (Oct. 15) ... Logged two tackles vs. Southeastern Louisiana (Oct. 22) ... Blocked a kick and made two tackles at Austin Peay (Oct. 29) ... Matched his season-high in tackles with three in each of the final two games vs. Eastern Kentucky (Nov. 12) and at Central Arkansas (Nov. 19), forcing a fumble against the Bears.

HIGH SCHOOL: A three-star prospect according to 247Sports ... Played wide receiver and outside linebacker at Baldwin HS in Baldwin, Fla. and at White HS in Jacksonville, Fla.

CAREER DEFENSIVE STATS

	GP/GS	UA	A	TOTAL	TFL	SACK	FF/FR	INT	QBH	PD
2022 (JSU)	9/0	10	10	20	2.0	0.0	1/0	0	0	1
2023 (JSU)	13/5	28	35	63	6.0	3.0	1/1	1	3	2
TOTAL	22/5	38	45	83	8.0	3.0	2/1	1	3	3



#35
BROOKS YURACHEK

LB | 6-1 | 224 | R-Fr. | TR
Fayetteville, Ark. (Fayetteville HS/Wake Forest)

AT WAKE FOREST

2023 (FRESHMAN): Redshirted in his only season at Wake Forest and did not see game action.

HIGH SCHOOL: Helped lead Fayetteville High School to the Class 7A state semifinals in 2022 ... Named 7A All-State in 2022 ... Averaged more than 10 tackles per game during his senior season, leading his team in total tackles ... Finished his senior year with 109 total tackles including 48 solo tackles while also having 16.0 tackles for loss, 6.5 sacks, two forced fumbles and an interception ... As a junior, finished the season with 63 tackles including 4.0 tackles for loss while also having 1.0 sacks, four pass breakups and two interceptions.

PERSONAL: Son of Jennifer and Arkansas Director of Athletics Hunter Yurachek ... Older brother, Jake, began his career as a linebacker at Colorado before playing his final three seasons for the Razorbacks ... Oldest brother, Ryan, played tight end at Marshall (2014-17), earning first-team All-Conference USA recognition in his senior season ... He spent time in the NFL with the Oakland Raiders (2018, practice squad) and Dallas Cowboys (2019, offseason roster) before beginning his coaching career at Arkansas and is now an analyst at South Carolina.

GAME 1: WESTERN CAROLINA

NR/NR Western Carolina (0-1)13
RV/RV Arkansas (1-0)56

September 2, 2023 | Little Rock, Ark.
War Memorial Stadium | Time: Noon | Attendance: 44,397
TV: SECN+ > Eric Frede (PBP), Jordan Reid (Analyst)

WESTERN CAROLINA

RUSHING	ATT	GAIN	LOST	NET	TD	LONG	AVG
Branson Adams	4	38	0	38	0	22	9.5
Markel Townsend	6	20	0	20	0	7	3.3
Brody Palhegyi	3	14	0	14	0	10	4.7
Desmond Reid	11	21	10	11	1	8	1.0
Camury Reid	1	3	0	3	0	3	3.0
Marlin Cochran	1	3	0	3	0	3	3.0
TEAM	1	0	12	-12	0	0	-12.0
Cole Gonzales	3	0	13	-13	0	0	-4.3
Totals	30	99	35	64	1	22	2.1

PASSING	COMP	ATT	INT	YARDS	TD	LONG	SACKS
Charlie Dean	15	23	3	98	0	24	0
Cole Gonzales	9	14	1	118	0	40	2
Brody Palhegyi	1	3	0	11	0	11	0
Total	25	40	4	227	0	40	2

RECEIVING	NO.	YARDS	YAC	TD	LONG
Calvin Jones	4	32	17	0	15
Censere Lee	3	41	4	0	40
Corey Washington	3	39	4	0	24
Desmond Reid	3	35	31	0	23
Branson Adams	3	-4	6	0	7
David White	2	18	9	0	15
Ajay Belanger	2	15	5	0	9
De'Andre Tamarez	1	21	3	0	21
Zion Booker	1	13	0	0	13
Markel Townsend	1	11	14	0	11
Camury Reid	1	6	8	0	6
Marlin Cochran	1	0	6	0	0
Total	25	227	107	0	40

PUNTING	NO.	YARDS	AVG	LONG	I20	TB
Stephen Brantley	5	222	44.4	52	2	0

FIELD GOALS	MADE	ATT	LONG	KICKS
Richard McCollum	2	2	34	34/33

HOME TEAM

RUSHING	ATT	GAIN	LOST	NET	TD	LONG	AVG
Raheim Sanders	15	53	11	42	2	14	2.8
AJ Green	4	22	0	22	0	9	5.5
Isaiah Augustave	4	20	0	20	0	8	5.0
Rashod Dubinion	3	15	0	15	0	7	5.0
Dominique Johnson	3	14	0	14	0	7	4.7
KJ Jefferson	5	24	13	11	1	17	2.2
Jacoby Criswell	1	0	0	0	0	0	0.0
TEAM	1	0	19	-19	0	0	-19.0
Total	36	148	43	105	3	17	2.9

PASSING	COMP	ATT	INT	YARDS	TD	LONG	SACKS
KJ Jefferson	18	23	0	246	3	65	1
Jacoby Criswell	2	2	0	28	1	14	0
Total	20	25	0	274	4	65	1

RECEIVING	NO.	YARDS	YAC	TD	LONG
Andrew Armstrong	5	78	12	1	29
Jaedon Wilson	3	83	75	1	65
Isaac TeSlaa	3	66	10	1	31
Luke Hasz	2	19	2	0	14
Isaiah Sategna	2	14	5	0	13
Raheim Sanders	2	-4	4	0	0
Davion Dozier	1	14	0	1	14
Tyrone Broden	1	3	5	0	3
Rashod Dubinion	1	1	5	0	1
Total	20	274	118	4	65

PUNTING	NO.	YARDS	AVG	LONG	I20	TB
Max Fletcher	5	245	49.0	52	2	0



QB KJ JEFFERSON accounted for four scores in the season-opening win over Western Carolina, throwing for three and running for one to move into second all-time on the school touchdown responsibility list with 71.

TEAM STATISTICS

	WCU	ARK		WCU	ARK
First Downs	18	21	Punts (Number-Avg)	5-44.4	5-49.0
Rushes-Yards (Net)	30-64	36-105	Fumbles-Lost	1-1	2-0
Passing Yds (Net)	227	274	Penalties-Yards	3-30	7-86
Passes Comp-Att-Int	25-40-4	20-25-0	Possession Time	30:43	29:17
Total Offense Plays-Yards	70-291	61-379	Third-Down Conversions	4-15	6-13
Fumble Returns-Yards	0-0	1-0	Fourth-Down Conversions	1-2	2-2
Punt Returns-Yards	2-1	2-51	Red-Zone Scores-Chances	3-4	5-5
Kickoff Returns-Yards	2-37	2-46	Sacks By: Number-Yards	1-13	2-11
Interception Returns-Yards	0-0	4-101			

SCORING SUMMARY

	1	2	3	4	FINAL
Western Carolina	3	0	7	3	13
Arkansas	21	14	7	14	56

QTR. TEAM SCORING PLAY

1st	ARK	J.Wilson 65 yd pass from K.Jefferson (C.Little kick), 2-79, 00:36
	ARK	R.Sanders 3 yd rush (C.Little kick), 7-47, 03:26
	ARK	I.TeSlaa 31 yd pass from K.Jefferson (C.Little kick), 1-31, 00:07
	WCU	R.McCollum 34 yd FG, 8-59, 02:41
2nd	ARK	K.Jefferson 17 yd rush (C.Little kick), 5-32, 02:18
	ARK	R.Sanders 1 yd rush (C.Little kick), 8-47, 02:44
3rd	WCU	D.Reid 2 yd rush (R.McCollum kick), 6-53, 02:12
	ARK	A.Armstrong 16 yd pass from K.Jefferson (C.Little kick), 9-69, 04:39
4th	ARK	D.Dozier 14 yd pass from J.Criswell (C.Little kick), 7-48, 03:51
	ARK	B.Spence 85 yd interception return (C.Little kick), 03:36
	WCU	R.McCollum 33 yd FG, 13-60, 04:19

GAME 2: KENT STATE

NR/NR Kent State (0-2).....6
RV/RV Arkansas (2-0).....28

September 9, 2023 | Fayetteville, Ark.

Donald W. Reynolds Razorback Stadium | Time: 3 p.m. | Attendance: 73,173

TV: SECN > Dave Neal (PBP), Derek Mason (Analyst), Taylor Davis (Sideline)

KENT STATE

RUSHING	ATT	GAIN	LOST	NET	TD	LONG	AVG
Gavin Garcia	18	73	5	68	0	15	3.8
Xavier Williams	2	3	0	3	0	3	1.5
Jaylen Thomas	5	5	4	1	0	4	0.2
Michael Alaimo	11	4	50	-46	0	2	-4.2
Total	36	85	59	26	0	15	0.7

PASSING	COMP	ATT	INT	YARDS	TD	LONG	SACKS
Michael Alaimo	11	17	1	174	0	36	7

RECEIVING	NO.	YARDS	YAC	TD	LONG
Trell Harris	4	78	28	0	36
Justin Holmes	4	49	39	0	13
Luke Floriea	2	14	4	0	8
Chrishon McCray	1	33	28	0	33
Total	11	174	99	0	36

PUNTING	NO.	YARDS	AVG	LONG	I20	TB
Josh Smith	5	182	36.4	41	2	0

FIELD GOALS	MADE	ATT	LONG	KICKS
Andrew Glass	2	2	48	48/38

ARKANSAS

RUSHING	ATT	GAIN	LOST	NET	TD	LONG	AVG
AJ Green	15	84	2	82	0	23	5.5
KJ Jefferson	13	63	15	48	0	18	3.7
Rashod Dubinion	10	36	2	34	1	9	3.4
Dominique Johnson	7	15	7	8	0	4	1.1
Total	45	198	26	172	1	23	3.8

PASSING	COMP	ATT	INT	YARDS	TD	LONG	SCK
KJ Jefferson	13	19	0	136	2	36	2

RECEIVING	NO.	YARDS	YAC	TD	LONG
Andrew Armstrong	4	21	13	2	9
Isaac TeSlaa	3	51	10	0	36
Luke Hasz	3	26	7	0	10
Jaedon Wilson	2	31	9	0	31
AJ Green	1	7	13	0	7
Total	13	136	52	2	36

PUNTING	NO.	YARDS	AVG	LONG	I20	TB
Max Fletcher	3	134	44.7	47	1	0



LB JAHEIM THOMAS stuffed the stat sheet in the home opener with a career-high 12 tackles and 1.5 sacks as part of the Razorbacks' seven sacks in the win.

TEAM STATISTICS

	KSU	ARK		KSU	ARK
First Downs	14	19	Punts (Number-Avg)	5-36.4	3-44.7
Rushes-Yards (Net)	36-26	45-172	Fumbles-Lost	0-0	1-0
Passing Yds (Net)	174	136	Penalties-Yards	5-39	4-34
Passes Comp-Att-Int	11-17-1	13-19-1	Possession Time	27:44	32:16
Total Offense Plays-Yards	200	308	Third-Down Conversions	4-12	9-14
Fumble Returns-Yards	0-0	0-0	Fourth-Down Conversions	0-1	1-2
Punt Returns-Yards	0-0	1-8	Red-Zone Scores-Chances	1-2	3-3
Kickoff Returns-Yards	0-0	1-17	Sacks By: Number-Yards	2-15	7-50
Interception Returns-Yards	0-0	1-25			

SCORING SUMMARY

	1	2	3	4	FINAL
Kent State	3	3	0	0	6
Arkansas	7	7	7	7	28

QTR. TEAM SCORING PLAY

1st	KSU	A.Glass 48 yd FG, 11-51, 06:52
	ARK	A.Grier 25 yd interception return (C.Little kick), 00:08
2nd	KSU	A.Glass 38 yd FG, 10-52, 05:48
	ARK	A.Armstrong 5 yd pass from K.Jefferson (C.Little kick), 8-75, 04:09
3rd	ARK	R.Dubinion 1 yd rush (C.Little kick), 12-91, 06:28
4th	ARK	A.Armstrong 9 yd pass from K.Jefferson (C.Little kick), 15-73, 07:54

GAME 3: BYU

NR/NR BYU (3-0).....38
RV/RV Arkansas (2-1).....31

September 16, 2023 | Fayetteville, Ark.

Donald W. Reynolds Razorback Stadium | Time: 6:30 p.m. | Attendance: 74,821
TV: ESPN2 > Brian Custer (PBP), Rod Gilmore (Analyst), Lauren Sisler (Sideline)

BYU

RUSHING	ATT	GAIN	LOST	NET	TD	LONG	AVG
LJ Martin	23	92	15	77	2	45	3.3
Deion Smith	2	5	0	5	0	5	2.5
Parker Kingston	1	3	0	3	0	3	3.0
Kody Epps	1	2	0	2	0	2	2.0
Kedon Slovis	4	8	18	-10	0	8	-2.5
Total	31	110	33	77	2	45	2.5

PASSING	COMP	ATT	INT	YARDS	TD	LONG	SACKS
Kedon Slovis	13	25	0	167	2	37	3
Parker Kingston	1	1	0	37	1	37	0
Total	14	26	0	204	3	37	3

RECEIVING	NO.	YARDS	YAC	TD	LONG
Isaac Rex	4	57	35	0	26
Parker Kingston	3	46	34	1	20
Chase Roberts	2	12	5	1	7
LJ Martin	2	11	17	0	11
Keelan Marion	1	37	8	0	37
Deion Smith	1	37	7	1	37
Mata'ava Ta'ase	1	4	5	0	4
Total	14	204	111	3	37

PUNTING	NO.	YARDS	AVG	LONG	I20	TB
Ryan Rehkow	7	318	45.4	54	1	0

FIELD GOALS	MADE	ATT	LONG	KICKS
Will Ferrin	1	2	43	43,x50

ARKANSAS

RUSHING	ATT	GAIN	LOST	NET	TD	LONG	AVG
AJ Green	9	89	3	86	2	55	9.6
Rashod Dubinion	13	47	0	47	0	15	3.6
KJ Jefferson	13	40	19	21	0	19	1.6
Dominique Johnson	2	14	0	14	0	13	7.0
Tyrone Broden	1	9	0	9	0	9	9.0
Isaac TeSlaa	1	0	0	0	0	0	0.0
Total	39	199	22	177	2	55	4.5

PASSING	COMP	ATT	INT	YARDS	TD	LONG	SACKS
KJ Jefferson	24	35	1	247	1	30	4

RECEIVING	NO.	YARDS	YAC	TD	LONG
Andrew Armstrong	9	98	41	0	21
Luke Hasz	4	78	15	1	30
Isaac TeSlaa	4	26	21	0	15
Jaedon Wilson	2	16	3	0	13
Tyrone Broden	1	12	2	0	12
AJ Green	1	7	6	0	7
Rashod Dubinion	1	7	3	0	7
Isaiah Sategna	1	5	0	0	5
Dominique Johnson	1	-2	3	0	0
Total	24	247	94	1	30

PUNTING	NO.	YARDS	AVG	LONG	I20	TB
Max Fletcher	6	239	39.8	54	1	0

FIELD GOALS	MADE	ATT	LONG	KICKS
Cam Little	1	2	26	26,x49



WR ISAIAH SATEGNA returned a punt 88 yards for a touchdown in the first quarter for his first career TD.

TEAM STATISTICS

	BYU	ARK		BYU	ARK
First Downs	17	21	Punts (Number-Avg)	7-45.4	6-39.8
Rushes-Yards (Net)	31-77	39-177	Fumbles-Lost	2-1	2-1
Passing Yds (Net)	204	247	Penalties-Yards	7-45	14-125
Passes Comp-Att-Int	14-26-0	24-35-1	Possession Time	24:50	35:10
Total Offense Plays-Yards	57-281	74-424	Third-Down Conversions	4-13	2-13
Fumble Returns-Yards	1-0	1-1	Fourth-Down Conversions	0-0	1-2
Punt Returns-Yards	2-11	3-95	Red-Zone Scores-Chances	4-4	3-4
Kickoff Returns-Yards	2-56	3-49	Sacks By: Number-Yards	4-25	3-18
Interception Returns-Yards	1-24	0-0			

SCORING SUMMARY

	1	2	3	4	FINAL
BYU	14	7	10	7	38
Arkansas	14	10	7	0	31

QTR. TEAM SCORING PLAY

1st	ARK	A.Green 55 yd rush (C.Little kick), 4-75, 01:39
	ARK	I.Sategna 88 yd punt return (C.Little kick), 01:48
	BYU	D.Smith 37 yd pass from P.Kingston (#44 W.Ferrin kick), 2-53, 00:52
	BYU	L.Martin 45 yd rush (W.Ferrin kick), 1-45, 00:10
2nd	BYU	L.Martin 1 yd rush (W.Ferrin kick), 10-70, 03:20
	ARK	L.Hasz 19 yd pass from K.Jefferson (C.Little kick), 10-70, 05:32
	ARK	C.Little 26 yd FG, 5-36, 01:34
3rd	ARK	A.Green 7 yd rush (C.Little kick), 4-53, 01:57
	BYU	W.Ferrin 43 yd FG, 6-24, 02:31
	BYU	P.Kingston 20 yd pass from K.Slovis (W.Ferrin kick), 1-20, 00:10
4th	BYU	C.Roberts 7 yd pass from K.Slovis (W.Ferrin kick), 9-69, 04:46

GAME 4: AT LSU

NR/RV Arkansas (2-2, 0-1)31
 12/13 LSU (3-1, 1-0).....34

September 23, 2023 | Baton Rouge, La.
 Tiger Stadium | Time: 6 p.m. | Attendance: 99,648
 TV: ESPN > Chris Fowler (PBP), Kirk Herbstreit (Analyst), Holly Rowe (Sideline)

ARKANSAS

RUSHING	ATT	GAIN	LOST	NET	TD	LONG	AVG
Rashod Dubinion	15	84	6	78	0	15	5.2
KJ Jefferson	16	75	27	48	0	25	3.0
Max Fletcher	1	8	0	8	0	8	8.0
Dominique Johnson	2	3	0	3	0	2	1.5
AJ Green	3	0	0	0	0	0	0.0
Total	37	170	33	137	0	25	3.7

PASSING	COMP	ATT	INT	YARDS	TD	LONG	SACKS
KJ Jefferson	21	31	2	289	3	59	4

RECEIVING	NO.	YARDS	YAC	TD	LONG
Luke Hasz	6	116	43	2	59
Andrew Armstrong	6	76	31	0	22
Rashod Dubinion	3	35	37	0	26
Tyrone Broden	3	31	2	1	19
Isaac TeSlaa	3	31	4	0	17
Total	21	289	117	3	59

PUNTING	NO.	YARDS	AVG	LONG	I20	TB
Max Fletcher	1	53	53.0	53	1	0

FIELD GOALS	MADE	ATT	LONG	KICKS
Cam Little	3	3	40	23,23,40

LSU

RUSHING	ATT	GAIN	LOST	NET	TD	LONG	AVG
Logan Diggs	14	97	0	97	0	21	6.9
Josh Williams	1	41	0	41	0	41	41.0
Jayden Daniels	10	45	9	36	0	12	3.6
Kaleb Jackson	2	12	0	12	0	8	6.0
John Emery Jr.	2	3	0	3	0	3	1.5
Total	29	198	9	189	0	41	6.5

PASSING	COMP	ATT	INT	YARDS	TD	LONG	SCK
Jayden Daniels	20	29	1	320	4	49	2

RECEIVING	NO.	YARDS	YAC	TD	LONG
Malik Nabers	8	130	19	2	36
Brian Thomas Jr.	5	133	38	2	49
Mason Taylor	3	33	27	0	20
Aaron Anderson	2	14	9	0	9
Josh Williams	1	7	8	0	7
Logan Diggs	1	3	4	0	3
Total	20	320	105	4	49

PUNTING	NO.	YARDS	AVG	LONG	I20	TB
Jay Bramblett	2	76	38.0	40	0	1

FIELD GOALS	MADE	ATT	LONG	KICKS
Damian Ramos	2	2	24	24,20



TE LUKE HASZ became the first Arkansas tight end to go over 100 yards receiving in a game since Hunter Henry in 2015. Hasz's two-TD, 100-yard effort was the first by a Razorback freshman since 2012.

TEAM STATISTICS

	ARK	LSU		ARK	LSU
First Downs	25	26	Punts (Number-Avg)	1-53.0	2-38.0
Rushes-Yards (Net)	37-137	29-189	Fumbles-Lost	2-0	0-0
Passing Yds (Net)	289	320	Penalties-Yards	11-69	5-51
Passes Comp-Att-Int	21-31-2	20-29-1	Possession Time	34:22	25:38
Total Offense Plays-Yards	68-426	58-509	Third-Down Conversions	8-13	6-10
Fumble Returns-Yards	0-0	0-0	Fourth-Down Conversions	1-1	0-0
Punt Returns-Yards	0-0	0-0	Red-Zone Scores-Chances	5-5	4-4
Kickoff Returns-Yards	2-19	0-0	Sacks By: Number-Yards	2-9	4-27
Interception Returns-Yards	1-15	2-0			

SCORING SUMMARY

	1	2	3	4	FINAL
Arkansas	3	10	3	15	31
LSU	0	10	14	10	34

QTR. TEAM SCORING PLAY

1st	ARK	C.Little 23 yd FG, 12-51, 06:53
2nd	ARK	C.Little 23 yd FG, 12-75, 06:51
	LSU	D.Ramos 24 yd FG, 8-68, 02:31
	ARK	T.Broden 19 yd pass from K.Jefferson (C.Little kick), 8-75, 03:14
	LSU	B.Thomas Jr. 49 yd pass from J.Daniels (D.Ramos kick), 3-75, 00:18
3rd	LSU	B.Thomas Jr. 49 yd pass from J.Daniels (D.Ramos kick), 3-75, 01:00
	ARK	C.Little 40 yd FG, 15-53, 08:16
	LSU	M.Nabers 8 yd pass from J.Daniels (D.Ramos kick), 9-75, 04:04
4th	ARK	L.Hasz 59 yd pass from K.Jefferson (L.Hasz pass from K.Jefferson), 6-75, 02:29
	LSU	M.Nabers 20 yd pass from J.Daniels (D.Ramos kick), 10-75, 04:28
	ARK	L.Hasz 11 yd pass from K.Jefferson (C.Little kick), 10-75, 04:37
	LSU	D.Ramos 20 yd FG, 9-72, 05:01

GAME 5: VS. TEXAS A&M

RV/RV Texas A&M (4-1, 2-0).....34
NR/NR Arkansas (2-3, 0-2).....22

September 30, 2023 | Arlington, Texas
AT&T Stadium | Time: 11 a.m. | Attendance: 59,437
TV: SECN > Dave Neal (PBP), Matt Stinchcomb (Analyst), Alyssa Lang (Sideline)

TEXAS A&M

RUSHING	ATT	GAIN	LOST	NET	TD	LONG	AVG
Le'Veon Moss	17	108	1	107	0	30	6.3
Max Johnson	9	61	4	57	0	32	6.3
Amari Daniels	10	37	1	36	0	14	3.6
Rueben Owens	2	7	0	7	0	4	3.5
Evan Stewart	1	0	3	-3	0	0	-3.0
Total	39	213	9	204	0	32	5.2

PASSING	COMP	ATT	INT	YARDS	TD	LONG	SACKS
Max Johnson	17	28	1	210	2	32	0

RECEIVING	NO.	YARDS	YAC	TD	LONG
Ainias Smith	4	71	27	0	29
Le'Veon Moss	3	27	24	0	12
Evan Stewart	2	50	8	1	32
Jake Johnson	2	21	2	0	15
Max Wright	2	20	10	0	13
Moose Muhammad III	1	10	11	0	10
Noah Thomas	1	6	2	0	6
Amari Daniels	1	3	1	0	3
Earnest Crownover	1	2	1	1	2
Total	17	210	86	2	32

PUNTING	NO.	YARDS	AVG	LONG	I20	TB
Nik Constantinou	2	105	52.5	53	2	0

FIELD GOALS	MADE	ATT	LONG	KICKS
Randy Bond	2	4	42	42,x49, 34,x48

ARKANSAS

RUSHING	ATT	GAIN	LOST	NET	TD	LONG	AVG
Raheim Sanders	11	37	3	34	0	9	3.1
AJ Green	1	5	0	5	0	5	5.0
Rashod Dubinion	6	11	8	3	0	5	0.5
Dominique Johnson	1	2	0	2	0	2	2.0
Isaiah Augustave	2	1	0	1	0	1	0.5
KJ Jefferson	18	41	44	-3	0	10	-0.2
Total	39	97	55	42	0	10	1.1

PASSING	COMP	ATT	INT	YARDS	TD	LONG	SACKS
KJ Jefferson	9	17	1	132	1	48	7

RECEIVING	NO.	YARDS	YAC	TD	LONG
Andrew Armstrong	3	78	13	1	48
Raheim Sanders	2	36	40	0	38
Luke Hasz	1	14	9	0	14
Isaiah Sategna	1	2	4	0	2
Var'Keyes Gumbs	1	2	6	0	2
Isaac TeSlaa	1	0	1	0	0
Total	9	132	73	1	48

PUNTING	NO.	YARDS	AVG	LONG	I20	TB
Max Fletcher	6	328	54.7	64	0	1

FIELD GOALS	MADE	ATT	LONG	KICKS
Cam Little	3	3	52	52,25,50



K CAM LITTLE booted a pair of 50+ yard field goals to become the first Razorback since 1976 to make two 50+ yard field goals in a game. His 52-yard kick established a new career long.

TEAM STATISTICS

	A&M	ARK		A&M	ARK
First Downs	19	10	Punts (Number-Avg)	2-52.5	6-54.7
Rushes-Yards (Net)	39-204	39-42	Fumbles-Lost	3-2	2-0
Passing Yds (Net)	210	132	Penalties-Yards	6-40	0-0
Passes Comp-Att-Int	17-28-1	9-17-1	Possession Time	30:33	29:27
Total Offense Plays-Yards	67-414	56-174	Third-Down Conversions	8-15	5-15
Fumble Returns-Yards	0-0	0-0	Fourth-Down Conversions	0-1	0-1
Punt Returns-Yards	3-131	1-3	Red-Zone Scores-Chances	2-3	1-1
Kickoff Returns-Yards	0-0	3-82	Sacks By: Number-Yards	7-41	0-0
Interception Returns-Yards	1-16	1-20			

SCORING SUMMARY

	1	2	3	4	FINAL
Texas A&M	7	10	10	7	34
Arkansas	3	3	10	6	22

QTR. TEAM SCORING PLAY

1st	ARK	C.Little 52 yd FG, 15-42, 08:15
	A&M	E.Stewart 32 yd pass from M.Johnson (R.Bond kick), 8-75, 04:09
2nd	ARK	C.Little 25 yd FG, 10-69, 04:30
	A&M	R.Bond 42 yd FG, 8-51, 02:34
	A&M	E.Crownover 2 yd pass from #14 M.Johnson (R.Bond kick), 8-39, 02:36
3rd	ARK	L.Johnson 20 yd interception return (C.Little kick), 00:06
	A&M	R.Bond 34 yd FG, 8-58, 03:43
	ARK	C.Little 50 yd FG, 4-3, 00:44
	A&M	C.Russell Jr. 16 yd interception return (R.Bond kick), 00:36
4th	A&M	A.Smith 82 yd punt return (R.Bond kick), 02:19
	ARK	A.Armstrong 48 yd pass from K.Jefferson (I.Sategna rush failed), 4-64, 01:05

GAME 6: AT OLE MISS

NR/NR Arkansas (2-4, 0-3).....20
16/15 Ole Miss (5-1, 2-1).....27

October 7, 2023 | Oxford, Miss.

Vaught-Hemingway Stadium | Time: 6:30 p.m. | Attendance: 65,478

TV: SECN > Tom Hart (PBP), Cole Cubelic (Analyst), Alyssa Lang (Sideline)

ARKANSAS

RUSHING	ATT	GAIN	LOST	NET	TD	LONG	AVG
Raheim Sanders	8	15	0	15	0	5	1.9
KJ Jefferson	17	47	36	11	0	16	0.6
Rashod Dubinion	4	15	5	10	0	11	2.5
Total	29	77	41	36	0	16	1.2

PASSING	COMP	ATT	INT	YARDS	TD	LONG	SACKS
KJ Jefferson	25	39	2	250	2	34	5

RECEIVING	NO.	YARDS	YAC	TD	LONG
Andrew Armstrong	8	86	40	0	21
Ty Washington	7	90	38	2	34
Raheim Sanders	3	26	37	0	20
Tyrone Broden	2	23	0	0	16
Rashod Dubinion	2	15	12	0	16
Isaac TeSlaa	1	7	1	0	7
Jaedon Wilson	1	6	0	0	6
AJ Green	1	-3	3	0	0
Total	25	250	131	2	34

PUNTING	NO.	YARDS	AVG	LONG	I20	TB
Max Fletcher	5	223	44.6	56	0	1

FIELD GOALS	MADE	ATT	LONG	KICKS
Cam Little	2	2	56	56.26

OLE MISS

RUSHING	ATT	GAIN	LOST	NET	TD	LONG	AVG
Ulysses Bentley IV	13	94	0	94	1	32	7.2
Quinshon Judkins	18	79	14	65	1	34	3.6
Jaxson Dart	12	50	17	33	0	17	2.8
Dayton Wade	1	5	0	5	0	5	5.0
TEAM	1	0	1	-1	0	0	-1.0
Total	45	228	32	196	2	34	4.4

PASSING	COMP	ATT	INT	YARDS	TD	LONG	SCK
Jaxson Dart	16	25	0	153	1	26	2

RECEIVING	NO.	YARDS	YAC	TD	LONG
Jordan Watkins	7	86	23	0	19
Dayton Wade	4	23	18	1	17
Quinshon Judkins	3	18	9	0	11
Tre Harris	1	26	13	0	26
Ulysses Bentley IV	1	0	4	0	0
Total	16	153	67	1	26

PUNTING	NO.	YARDS	AVG	LONG	I20	TB
Fraser Masin	4	187	46.8	51	1	0

FIELD GOALS	MADE	ATT	LONG	KICKS
Caden Davis	2	3	27	27,x49,22



TE TY WASHINGTON caught a career-best seven passes for 90 yards and two touchdowns. Washington joined Andrew Armstrong and Luke Hasz with two-TD games on the season.

TEAM STATISTICS

	ARK	OM		ARK	OM
First Downs	17	21	Punts (Number-Avg)	5-44.6	4-46.8
Rushes-Yards (Net)	29-36	45-196	Fumbles-Lost	2-0	1-0
Passing Yds (Net)	250	153	Penalties-Yards	10-70	5-44
Passes Comp-Att-Int	25-39-2	16-25-0	Possession Time	32:32	27:28
Total Offense Plays-Yards	68-286	70-349	Third-Down Conversions	7-16	4-14
Fumble Returns-Yards	0-0	0-0	Fourth-Down Conversions	1-1	2-3
Punt Returns-Yards	2-2	2-11	Red-Zone Scores-Chances	3-3	5-5
Kickoff Returns-Yards	0-0	0-0	Sacks By: Number-Yards	2-16	5-33
Interception Returns-Yards	0-0	2-38			

SCORING SUMMARY

	1	2	3	4	FINAL
Arkansas	7	0	6	7	20
Ole Miss	10	7	0	10	27

QTR. TEAM SCORING PLAY

1st	ARK	T.Washington 3 yd pass from K.Jefferson (C.Little kick), 15-80, 07:46
	OM	C.Davis 27 yd FG, 10-66, 03:21
	OM	Q.Judkins 1 yd rush (C.Davis kick), 4-3, 01:45
2nd	OM	D.Wade 6 yd pass from J.Dart (C.Davis kick), 5-50, 01:02
3rd	ARK	C.Little 56 yd FG, 10-37, 04:53
	ARK	C.Little 26 yd FG, 11-31, 05:12
4th	ARK	T.Washington 17 yd pass from K.Jefferson (C.Little kick), 6-72, 02:52
	OM	U.Bentley IV 7 yd rush (C.Davis kick), 12-75, 05:22
	OM	C.Davis 22 yd FG, 8-63, 03:01

GAME 7: AT ALABAMA

NR/NR Arkansas (2-5, 0-4).....21
11/10 Alabama (6-1, 4-0).....24

October 14, 2023 | Tuscaloosa, Ala.

Bryant-Denny Stadium | Time: 11 a.m. | Attendance: 100,077

TV: ESPN > Dave Pasch (PBP), Dusty Dvoracek (Analyst), Tom Luginbill (Sideline)

ARKANSAS

RUSHING	ATT	GAIN	LOST	NET	TD	LONG	AVG
AJ Green	6	44	0	44	0	19	7.3
Rashod Dubinion	14	29	3	26	0	5	1.9
KJ Jefferson	14	64	38	26	0	23	1.9
Dominique Johnson	2	4	0	4	0	4	2.0
Total	36	141	41	100	0	23	2.8

PASSING	COMP	ATT	INT	YARDS	TD	LONG	SACKS
KJ Jefferson	14	24	0	150	2	25	4

RECEIVING	NO.	YARDS	YAC	TD	LONG
Andrew Armstrong	4	48	37	0	21
Isaac TeSlaa	4	25	36	0	8
Isaiah Sategna	2	19	17	1	14
Var'Keyes Gumbs	1	25	23	0	25
Ty Washington	1	24	11	0	24
Rashod Dubinion	1	14	0	1	14
AJ Green	1	-5	0	0	0
Total	14	150	124	2	25

PUNTING	NO.	YARDS	AVG	LONG	I20	TB
Max Fletcher	7	377	53.9	70	4	0

FIELD GOALS	MADE	ATT	LONG	KICKS
Cam Little	2	2	55	55/49

ALABAMA

RUSHING	ATT	GAIN	LOST	NET	TD	LONG	AVG
Jase McClellan	16	83	0	83	0	18	5.2
Roydell Williams	7	68	0	68	0	35	9.7
Jamarion Miller	4	40	0	40	0	19	10.0
Justice Haynes	2	11	0	11	0	10	5.5
TEAM	2	0	6	-6	0	0	-3.0
Jalen Milroe	11	15	34	-19	1	7	-1.7
Total	42	217	40	177	1	35	4.2

PASSING	COMP	ATT	INT	YARDS	TD	LONG	SACKS
Jalen Milroe	10	21	0	238	2	79	5

RECEIVING	NO.	YARDS	YAC	TD	LONG
Kobe Prentice	2	93	43	1	79
Jermaine Burton	2	60	6	0	44
Amari Niblack	2	43	0	1	29
Ja'Corey Brooks	1	25	2	0	25
Isaiah Bond	1	8	4	0	8
Jase McClellan	1	5	10	0	5
Malik Benson	1	4	0	0	4
Total	10	238	65	2	79

PUNTING	NO.	YARDS	AVG	LONG	I20	TB
James Burnip	7	349	49.9	59	2	1

FIELD GOALS	MADE	ATT	LONG	KICKS
Will Reichard	1	1	30	30



DL LONDON JACKSON'S 3.5 sacks at Alabama were the most by a Razorback in a single game since Trey Flowers recorded 3.5 sacks vs. Auburn in 2012.

TEAM STATISTICS

	ARK	ALA		ARK	ALA
First Downs	13	18	Punts (Number-Avg)	7-53.9	7-49.9
Rushes-Yards (Net)	36-100	42-177	Fumbles-Lost	0-0	1-0
Passing Yds (Net)	150	238	Penalties-Yards	2-13	5-45
Passes Comp-Att-Int	14-24-0	10-21-0	Possession Time	30:11	29:49
Total Offense Plays-Yards	60-250	63-215	Third-Down Conversions	4-14	6-14
Fumble Returns-Yards	0-0	0-0	Fourth-Down Conversions	0-0	0-0
Punt Returns-Yards	2-5	1-11	Red-Zone Scores-Chances	2-2	2-2
Kickoff Returns-Yards	2-36	0-0	Sacks By: Number-Yards	5-34	4-38
Interception Returns-Yards	0-0	0-0			

SCORING SUMMARY

	1	2	3	4	FINAL
Arkansas	6	0	7	8	21
Alabama	7	14	3	0	24

QTR. TEAM SCORING PLAY

1st	ARK	C.Little 55 yd FG, 7-27, 02:22 3-0
	ARK	C.Little 49 yd FG, 8-49, 04:15 6-0
	ALA	K.Prentice 79 yd pass from J.Milroe (W.Reichard kick), 3-75, 01:07
2nd	ALA	J.Milroe 1 yd rush (W.Reichard kick), 10-83, 05:13 6-14
	ALA	A.Niblack 29 yd pass from J.Milroe (W.Reichard kick), 5-64, 02:01
3rd	ALA	W.Reichard 30 yd FG, 7-77, 03:15
	ARK	I.Sategna 5 yd pass from K.Jefferson (C.Little kick), 10-77, 04:22
4th	ARK	R.Dubinion 14 yd pass from K.Jefferson (A.Armstrong pass from K.Jefferson), 9-69, 02:59

GAME 8: MISSISSIPPI STATE

NR/NR Mississippi State (4-3, 1-3).....7
 NR/NR Arkansas (2-6, 0-5).....3

October 21, 2023 | Fayetteville, Ark.

Donald W. Reynolds Razorback Stadium | Time: 11 a.m. | Attendance: 71,505

TV: ESPN > Mark Jones (PBP), Louis Riddick (Analyst), Quint Kessenich (Sideline)

MISSISSIPPI STATE

RUSHING	ATT	GAIN	LOST	NET	TD	LONG	AVG
Mike Wright	11	74	14	60	0	26	5.5
Jo'quavious Marks	17	46	4	42	0	9	2.5
Seth Davis	3	16	2	14	0	9	4.7
Lideatrick Griffin	2	6	0	6	0	5	3.0
Jeffery Pittman	2	2	0	2	0	2	1.0
Zavion Thomas	1	0	4	-4	0	0	-4.0
Total	36	144	24	120	0	26	3.3

PASSING	COMP	ATT	INT	YARDS	TD	LONG	SACKS
Mike Wright	8	12	1	85	1	30	1

RECEIVING	NO.	YARDS	YAC	TD	LONG
Lideatrick Griffin	3	20	22	0	10
Justin Robinson	2	40	2	0	30
Zavion Thomas	2	23	19	0	12
Jo'quavious Marks	1	2	4	1	2
Total	8	85	47	1	30

PUNTING	NO.	YARDS	AVG	LONG	I20	TB
Keelan Crimmins	6	226	37.7	43	2	0
Andrew Osteen	2	69	34.5	35	1	0
Total	8	295	36.9	43	3	0

FIELD GOALS	MADE	ATT	LONG	KICKS
Kyle Ferrie	0	1	-	x29

ARKANSAS

RUSHING	ATT	GAIN	LOST	NET	TD	LONG	AVG
Rashod Dubinion	14	47	0	47	0	8	3.4
KJ Jefferson	16	74	36	38	0	13	2.4
AJ Green	4	13	0	13	0	6	3.2
Dominique Johnson	3	5	0	5	0	3	1.7
Total	37	139	36	103	0	13	2.8

PASSING	COMP	ATT	INT	YARDS	TD	LONG	SACKS
KJ Jefferson	19	31	1	97	0	19	4

RECEIVING	NO.	YARDS	YAC	TD	LONG
Rashod Dubinion	5	11	18	0	8
Andrew Armstrong	4	35	16	0	19
Tyrone Broden	2	15	12	0	9
Isaac TeSlaa	2	11	4	0	7
Jaedon Wilson	2	7	9	0	4
Isaiah Sategna	2	-7	1	0	0
Ty Washington	1	19	2	0	19
Dominique Johnson	1	6	2	0	6
Total	19	97	64	0	19

PUNTING	NO.	YARDS	AVG	LONG	I20	TB
Max Fletcher	6	287	47.8	62	4	0

FIELD GOALS	MADE	ATT	LONG	KICKS
Cam Little	1	1	24	24



LB CHRIS PAUL JR. made a career-high 12 tackles, including one tackle for loss, against Mississippi State.

TEAM STATISTICS

	MSU	ARK		MSU	ARK
First Downs	10	12	Punts (Number-Avg)	8-36.9	6-47.8
Rushes-Yards (Net)	36-120	37-103	Fumbles-Lost	1-0	2-1
Passing Yds (Net)	85	97	Penalties-Yards	8-49	5-60
Passes Comp-Att-Int	8-12-1	19-31-1	Possession Time	28:35	31:25
Total Offense Plays-Yards	48-205	68-200	Third-Down Conversions	1-10	5-17
Fumble Returns-Yards	0-0	0-0	Fourth-Down Conversions	0-0	1-4
Punt Returns-Yards	1-31	0-0	Red-Zone Scores-Chances	1-2	1-1
Kickoff Returns-Yards	2-128	2-130	Sacks By: Number-Yards	4-36	1-4
Interception Returns-Yards	1-3	1-0			

SCORING SUMMARY

	1	2	3	4	FINAL
Mississippi State	0	7	0	0	7
Arkansas	3	0	0	0	3

QTR. TEAM SCORING PLAY

1st ARK C.Little 24 yd FG, 6-29, 01:55

2nd MSU J.Marks 2 yd pass from M.Wright (#80 K.Ferrie kick), 9-69, 04:32

GAME 9: AT FLORIDA

NR/NR Arkansas (3-6, 1-5).....39
NR/RV Florida (5-4, 3-3).....36

November 4, 2023 | Gainesville, Fla.

Ben Hill Griffin Stadium | Time: 11 a.m. | Attendance: 89,782

TV: ESPN2 > Roy Philpott (PBP), Roddy Jones (Analyst), Taylor McGregor (Sideline)

ARKANSAS

RUSHING	ATT	GAIN	LOST	NET	TD	LONG	AVG
Raheim Sanders	18	103	0	103	0	19	5.7
KJ Jefferson	17	113	21	92	1	25	5.4
AJ Green	10	36	2	34	0	9	3.4
TEAM	2	0	3	-3	0	0	-1.5
Total	47	252	26	226	1	25	4.8

PASSING	COMP	ATT	INT	YARDS	TD	LONG	SACKS
KJ Jefferson	20	31	1	255	2	48	5

RECEIVING	NO.	YARDS	YAC	TD	LONG
Isaac TeSlaa	4	31	30	0	18
Andrew Armstrong	3	103	51	0	48
Isaiah Sategna	3	22	10	0	14
Tyrone Broden	3	15	8	1	10
Ty Washington	2	37	34	0	25
Jaedon Wilson	2	25	5	0	16
Raheim Sanders	2	14	17	0	10
AJ Green	1	8	5	1	8
Total	20	255	160	2	48

PUNTING	NO.	YARDS	AVG	LONG	I20	TB
Max Fletcher	3	146	48.7	53	0	1

FIELD GOALS	MADE	ATT	LONG	KICKS
Cam Little	4	5	49	37.41, x50, 22.49

FLORIDA

RUSHING	ATT	GAIN	LOST	NET	TD	LONG	AVG
Trevor Etienne	12	81	1	80	1	32	6.7
Montrell Johnson Jr.	12	39	4	35	0	10	2.9
Graham Mertz	4	5	8	-3	0	5	-0.8
Total	28	125	13	112	1	32	4.0

PASSING	COMP	ATT	INT	YARDS	TD	LONG	SACKS
Graham Mertz	26	42	0	282	3	41	3

RECEIVING	NO.	YARDS	YAC	TD	LONG
Eugene Wilson III	8	90	58	2	19
Ricky Pearsall	5	55	22	1	32
Arlis Boardingham	4	49	14	0	20
Kahleil Jackson	3	23	16	0	9
Montrell Johnson Jr.	3	17	24	0	14
Trevor Etienne	2	43	52	0	41
Hayden Hansen	1	5	5	0	5
Total	26	282	191	3	41

PUNTING	NO.	YARDS	AVG	LONG	I20	TB
Jeremy Crawshaw	6	299	49.8	59	3	1

FIELD GOALS	MADE	ATT	LONG	KICKS
Trey Smack	3	4	47	47.34, x44.39



QB KJ JEFFERSON set the all-time school record for completions while matching the school record for touchdown passes in Arkansas' first-ever win at Florida.

TEAM STATISTICS

	ARK	FLA		ARK	FLA
First Downs	23	20	Punts (Number-Avg)	3-48.7	6-49.8
Rushes-Yards (Net)	47-226	28-112	Fumbles-Lost	3-1	1-1
Passing Yds (Net)	255	282	Penalties-Yards	6-45	7-55
Passes Comp-Att-Int	20-31-1	26-42-0	Possession Time	29:46	30:14
Total Offense Plays-Yards	481	394	Third-Down Conversions	8-18	8-17
Fumble Returns-Yards	1-33	0-0	Fourth-Down Conversions	0-0	0-0
Punt Returns-Yards	2-17	2-56	Red-Zone Scores-Chances	4-4	3-3
Kickoff Returns-Yards	3-69	3-83	Sacks By: Number-Yards	3-8	5-21
Interception Returns-Yards	0-0	1-(-1)			

SCORING SUMMARY

	1	2	3	4	OT	FINAL
Arkansas	14	3	3	13	6	39
Florida	14	3	6	10	3	36

QTR. TEAM SCORING PLAY

1st	ARK	A.Green 8 yd pass from K.Jefferson (C.Little kick), 7-75, 02:54
	ARK	J.Braxton 33 yd fumble return (C.Little kick), 00:12
	FLA	E.Wilson III 19 yd pass from G.Mertz (T.Smack kick), 6-33, 02:49
	FLA	E.Wilson III 6 yd pass from G.Mertz (T.Smack kick), 4-42, 02:13
2nd	ARK	C.Little 37 yd FG, 8-64, 02:55
	FLA	T.Smack 47 yd FG, 12-46, 04:10
3rd	ARK	C.Little 41 yd FG, 7-57, 02:15
	FLA	R.Pearsall 32 yd pass from G.Mertz (J.Crawshaw rush failed), 1-32, 00:08
4th	ARK	C.Little 22 yd FG, 10-66, 03:36
	FLA	T.Smack 34 yd FG, 12-59, 04:56
	ARK	K.Jefferson 25 yd rush (C.Little kick), 10-84, 03:27
	FLA	T.Etienne 26 yd rush (T.Smack kick), 3-72, 01:17
	ARK	C.Little 49 yd FG, 8-44, 02:18
OT1	FLA	T.Smack 39 yd FG, 4-4
	ARK	T.Broden 4 yd pass from K.Jefferson, 3-25

GAME 10: AUBURN

NR/NR Auburn (6-4, 3-4) 48
 NR/NR Arkansas (3-7, 1-6) 10

November 11, 2023 | Fayetteville, Ark.

Donald W. Reynolds Razorback Stadium | Time: 3 p.m. | Attendance: 72,033

TV: SECN > Dave Neal (PBP), Derek Mason (Analyst), Alex Chappell (Sideline)

AUBURN

RUSHING	ATT	GAIN	LOST	NET	TD	LONG	AVG
Jarquez Hunter	16	109	0	109	0	19	6.8
Payton Thorne	12	93	5	88	1	20	7.3
Damari Alston	12	64	0	64	0	9	5.3
Brian Battie	7	42	0	42	1	11	6.0
Robby Ashford	2	32	0	32	0	21	16.0
Jeremiah Cobb	6	24	5	19	0	15	3.2
Total	55	364	10	354	2	21	6.4

PASSING	COMP	ATT	INT	YARDS	TD	LONG	SCK
Payton Thorne	12	20	1	163	3	45	1
Robby Ashford	0	1	1	0	0	0	0
Total	12	21	2	163	3	45	1

RECEIVING	NO.	YARDS	YAC	TD	LONG
Ja'Varrius Johnson	3	53	33	1	27
Rivaldo Fairweather	3	28	17	2	11
Jay Fair	2	16	23	0	17
Jarquez Hunter	2	14	10	0	11
Caleb Burton	1	45	30	0	45
Tyler Fromm	1	7	9	0	7
Total	12	163	122	3	45

PUNTING	NO.	YARDS	AVG	LONG	I20	TB
Oscar Chapman	2	76	38.0	44	2	0

FIELD GOALS	MADE	ATT	LONG	KICKS
Alex McPherson	2	2	39	39/31

ARKANSAS

RUSHING	ATT	GAIN	LOST	NET	TD	LONG	AVG
Jacoby Criswell	6	73	9	64	0	60	10.7
KJ Jefferson	15	70	20	50	0	13	3.3
AJ Green	2	3	0	3	0	2	1.5
Rashod Dubinion	1	3	0	3	0	3	3.0
Raheim Sanders	8	11	11	0	0	3	0.0
Total	32	160	40	120	0	60	3.8

PASSING	COMP	ATT	INT	YARDS	TD	LONG	SCK
KJ Jefferson	10	16	0	116	0	35	4
Jacoby Criswell	2	4	0	19	1	11	1
Total	12	20	0	135	1	35	5

RECEIVING	NO.	YARDS	YAC	TD	LONG
Isaac TeSlaa	3	32	9	1	12
Andrew Armstrong	2	34	14	0	31
Nathan Bax	2	15	9	0	10
Isaiah Sategna	1	35	7	0	35
Francis Sherman	1	8	0	0	8
Tyrone Broden	1	6	1	0	6
Raheim Sanders	1	3	10	0	3
Rashod Dubinion	1	2	7	0	2
Total	12	135	57	1	35

PUNTING	NO.	YARDS	AVG	LONG	I20	TB
Max Fletcher	8	351	43.9	71	3	0

FIELD GOALS	MADE	ATT	LONG	KICKS
Cam Little	1	1	39	39



DB DWIGHT MCGLOTHORN picked off his team-best third pass of the season in the first quarter to set up an Arkansas field goal. McGlothorn has seven interceptions as a Razorback.

TEAM STATISTICS

	AUB	ARK		AUB	ARK
First Downs	32	10	Punts (Number-Avg)	2-38.0	8-43.9
Rushes-Yards (Net)	354	120	Fumbles-Lost	0-0	2-2
Passing Yds (Net)	163	135	Penalties-Yards	2-10	4-35
Passes Comp-Att-Int	12-21-2	12-20-0	Possession Time	38:15	21:45
Total Offense Plays-Yards	76-517	52-255	Third-Down Conversions	7-12	1-12
Fumble Returns-Yards	2-77	0-0	Fourth-Down Conversions	1-2	1-1
Punt Returns-Yards	3-83	0-0	Red-Zone Scores-Chances	7-7	2-3
Kickoff Returns-Yards	1-18	2-28	Sacks By: Number-Yards	5-28	1-5
Interception Returns-Yards	0-0	2-42			

SCORING SUMMARY

	1	2	3	4	FINAL
Auburn	21	3	21	0	48
Arkansas	3	0	0	7	10

QTR. TEAM SCORING PLAY

1st	AUB	P.Thorne 12 yd rush (A.McPherson kick), 6-75, 02:23
	AUB	K.Scott 74 yd punt return (A.McPherson kick), 01:49
	AUB	R.Fairweather 11 yd pass from P.Thorne (A.McPherson kick), 6-56, 02:37
	ARK	C.Little 39 yd FG, 4-2, 01:36
2nd	AUB	A.McPherson 39 yd FG, 13-73, 05:40
	AUB	A.McPherson 31 yd FG, 3-11, 00:21
3rd	AUB	J.Johnson 14 yd pass from P.Thorne (A.McPherson kick), 9-67, 03:59
	AUB	R.Fairweather 11 yd pass from P.Thorne (A.McPherson kick), 1-11, 00:04
	AUB	B.Battie 7 yd rush (A.McPherson kick), 8-65, 05:13 48-3
4th	ARK	I.TeSlaa 11 yd pass from J.Criswell (C.Little kick), 3-75, 00:39

GAME 11: FLORIDA INTERNATIONAL

NR/NR FIU (4-7, 1-6)20
NR/NR Arkansas (4-7, 1-6)44

November 18, 2023 | Fayetteville, Ark.

Donald W. Reynolds Razorback Stadium | Time: 6:30 p.m. | Attendance: 61,442

TV: ESPN+ > Brian Custer (PBP), Rod Gilmore (Analyst), Lauren Sisler (Sideline)

FIU

RUSHING	ATT	GAIN	LOST	NET	TD	LONG	AVG
Kejon Owens	6	66	7	59	0	46	9.8
Shomari Lawrence	6	25	1	24	0	15	4.0
Jalen Bracey	2	7	0	7	0	5	3.5
Dean Patterson	1	1	0	1	0	1	1.0
Antonio Patterson	1	0	0	0	0	0	0.0
Keyone Jenkins	7	7	22	-15	1	4	-2.1
Total	23	106	30	76	1	46	3.3

PASSING	COMP	ATT	INT	YARDS	TD	LONG	SCK
Keyone Jenkins	21	36	2	265	2	80	3

RECEIVING	NO.	YARDS	YAC	TD	LONG
Kris Mitchell	6	157	72	1	80
Rocky Beers	4	36	12	0	19
Kejon Owens	4	17	23	0	9
Dean Patterson	3	41	4	1	15
Josiah Miamen	1	6	5	0	6
Jalen Bracey	1	5	1	0	5
Shomari Lawrence	1	3	6	0	3
Eric Rivers	1	0	5	0	0
Total	21	265	128	2	80

PUNTING	NO.	YARDS	AVG	LONG	I20	TB
Daton Montiel	7	277	39.6	48	0	1

FIELD GOALS	MADE	ATT	LONG	KICKS
Chase Gabriel	0	1	-	x35

ARKANSAS

RUSHING	ATT	GAIN	LOST	NET	TD	LONG	AVG
Isaiah Augustave	14	101	0	101	0	25	7.2
KJ Jefferson	15	98	8	90	0	26	6.0
Dominique Johnson	6	62	0	62	1	31	10.3
Isaiah Sategna	1	28	0	28	0	28	28.0
AJ Green	9	29	6	23	0	9	2.6
Raheim Sanders	2	15	0	15	0	15	7.5
Jaedon Wilson	1	4	0	4	0	4	4.0
Andrew Armstrong	1	3	0	3	0	3	3.0
Jacoby Criswell	1	3	0	3	0	3	3.0
Rashod Dubinion	2	3	6	-3	0	3	-1.5
TEAM	2	0	3	-3	0	0	-1.5
Total	54	346	23	323	1	31	6.0

PASSING	COMP	ATT	INT	YARDS	TD	LONG	SCK
KJ Jefferson	15	28	0	187	3	32	1
Jacoby Criswell	1	1	0	0	0	0	0
Total	16	29	0	187	3	32	1

RECEIVING	NO.	YARDS	YAC	TD	LONG
Andrew Armstrong	4	67	33	0	27
Isaac TeSlaa	4	37	0	0	13
Jaedon Wilson	3	31	8	1	15
Isaiah Sategna	2	37	8	1	32
Tyrone Broden	2	4	3	1	4
Nathan Bax	1	11	5	0	11
Total	16	187	57	3	32

PUNTING	NO.	YARDS	AVG	LONG	I20	TB
Max Fletcher	3	128	42.7	45	1	0

FIELD GOALS	MADE	ATT	LONG	KICKS
Cam Little	3	5	41	31,x34, x48,39,41



QB KJ JEFFERSON broke a pair of school records in the win, setting the all-time mark for passing TDs with three touchdowns to push his career total to 67 and passing yards with 187 to reach 7,909 yards for his career.

TEAM STATISTICS

	FIU	ARK		FIU	ARK
First Downs	14	24	Punts (Number-Avg)	7-39.6	3-42.7
Rushes-Yards (Net)	23-76	54-323	Fumbles-Lost	0-0	0-0
Passing Yds (Net)	265	187	Penalties-Yards	5-42	6-70
Passes Comp-Att-Int	21-36-2	16-29-0	Possession Time	26:08	33:52
Total Offense Plays-Yards	59-341	83-510	Third-Down Conversions	3-13	6-15
Fumble Returns-Yards	0-0	0-0	Fourth-Down Conversions	0-1	1-1
Punt Returns-Yards	0-0	2-0	Red-Zone Scores-Chances	3-4	3-4
Kickoff Returns-Yards	0-0	4-100	Sacks By: Number-Yards	1-8	3-21
Interception Returns-Yards	0-0	2-32			

SCORING SUMMARY

	1	2	3	4	FINAL
FIU	13	0	7	0	20
Arkansas	7	24	7	6	44

QTR. TEAM SCORING PLAY

1st	ARK	J.Wilson 10 yd pass from K.Jefferson (C.Little kick), 5-32, 01:20
	FIU	K.Jenkins 1 yd rush (C.Gabriel kick), 3-75, 01:40
	FIU	D.Patterson 12 yd pass from K.Jenkins (C.Gabriel kick missed), 9-75, 04:36
2nd	ARK	T.Broden 4 yd pass from K.Jefferson (C.Little kick), 12-75, 04:17
	ARK	A.Walcott 33 yd interception return (C.Little kick), 01:05 13-21
	ARK	C.Little 31 yd FG, 10-66, 03:35 13-24
	ARK	D.Johnson 31 yd rush (C.Little kick), 5-65, 01:39 13-31
3rd	FIU	K.Mitchell 12 yd pass from K.Jenkins (L.Matias kick), 7-80, 02:42
	ARK	I.Sategna 32 yd pass from K.Jefferson (C.Little kick), 6-66, 02:08
4th	ARK	C.Little 39 yd FG, 7-25, 02:36
	ARK	C.Little 41 yd FG, 6-17, 03:13

GAME 12: MISSOURI

10/10 Missouri (10-2, 6-2) 48
 NR/NR Arkansas (4-8, 1-7) 14

November 24, 2023 | Fayetteville, Ark.

Donald W. Reynolds Razorback Stadium | Time: 3 p.m. | Attendance: 59,847
 TV: CBS > Rich Waltz (PBP), Aaron Taylor (Analyst), Amanda Guerra (Sideline)

MISSOURI

RUSHING	ATT	GAIN	LOST	NET	TD	LONG	AVG
Cody Schrader	27	220	3	217	1	49	8.0
Nathaniel Peat	8	29	0	29	1	16	3.6
Brady Cook	6	14	0	14	1	4	2.3
Jamal Roberts	1	0	1	-1	0	0	-1.0
TEAM	1	0	1	-1	0	0	-1.0
Total	43	263	5	258	3	49	6.0

PASSING	COMP	ATT	INT	YARDS	TD	LONG	SACKS
Brady Cook	12	20	0	112	2	28	0
Sam Horn	0	1	0	0	0	0	0
Total	12	21	0	112	2	28	0

RECEIVING	NO.	YARDS	YAC	TD	LONG
Luther Burden	6	55	40	0	28
Brett Norfleet	3	32	21	2	16
Theo Wease	1	15	0	0	15
Marquis Johnson	1	9	1	0	9
Mekhi Miller	1	1	5	0	1
Total	12	112	67	2	28

PUNTING	NO.	YARDS	AVG	LONG	I20	TB
Riley Williams	4	152	38.0	44	2	0
Luke Bauer	1	42	42.0	42	0	0
Total	5	194	38.8	44	2	0

FIELD GOALS	MADE	ATT	LONG	KICKS
Harrison Mevis	2	2	24	24/22

ARKANSAS

RUSHING	ATT	GAIN	LOST	NET	TD	LONG	AVG
Isaiah Augustave	15	81	1	80	1	13	5.3
Dominique Johnson	5	56	1	55	0	41	11.0
KJ Jefferson	2	22	7	15	0	22	7.5
AJ Green	4	4	4	0	0	3	0.0
Jacoby Criswell	15	29	52	-23	0	8	-1.5
Total	41	192	65	127	1	41	3.1

PASSING	COMP	ATT	INT	YARDS	TD	LONG	SACKS
Jacoby Criswell	12	20	0	96	1	21	4
KJ Jefferson	2	2	0	2	0	1	1
Total	14	22	0	98	1	21	5

RECEIVING	NO.	YARDS	YAC	TD	LONG
Andrew Armstrong	4	40	8	1	18
Isaiah Augustave	3	7	15	0	4
Isaac TeSlaa	2	34	21	0	21
Nathan Bax	2	5	7	0	4
AJ Green	1	11	16	0	11
Isaiah Sategna	1	2	6	0	2
Var'Keyes Gumbs	1	-1	3	0	0
Total	14	98	76	1	21

PUNTING	NO.	YARDS	AVG	LONG	I20	TB
Max Fletcher	6	259	43.2	58	2	0



QB JACOLBY CRISWELL saw his most extensive playing time as a Razorback after an injury to KJ Jefferson. Criswell threw for 96 yards and a touchdown.

TEAM STATISTICS

	MIZ	ARK		MIZ	ARK
First Downs	17	14	Punts (Number-Avg)	5-38.8	6-43.2
Rushes-Yards (Net)	43-258	41-127	Fumbles-Lost	1-0	6-5
Passing Yds (Net)	112	98	Penalties-Yards	7-65	7-58
Passes Comp-Att-Int	12-21-0	14-22-0	Possession Time	31:15	28:45
Total Offense Plays-Yards	370	225	Third-Down Conversions	4-13	6-15
Fumble Returns-Yards	2-14	0-0	Fourth-Down Conversions	2-2	1-1
Punt Returns-Yards	2-10	1-(-1)	Red-Zone Scores-Chances	7-7	2-2
Kickoff Returns-Yards	1-15	1-5	Sacks By: Number-Yards	5-53	0-0
Interception Returns-Yards	0-0	0-0			

SCORING SUMMARY

	1	2	3	4	FINAL
Missouri	10	10	21	7	48
Arkansas	0	0	0	14	14

QTR. TEAM SCORING PLAY

1st	MIZ	C.Schrader 2 yd rush (H.Mevis kick), 7-54, 03:29
	MIZ	H.Mevis 24 yd FG, 10-41, 04:14
2nd	MIZ	B.Cook 3 yd rush (H.Mevis kick), 6-71, 02:56
	MIZ	H.Mevis 22 yd FG, 7-69, 03:26
3rd	MIZ	B.Norfleet 16 yd pass from B.Cook (H.Mevis kick), 5-38, 02:26
	MIZ	B.Norfleet 11 yd pass from B.Cook (H.Mevis kick), 1-11, 00:06
	MIZ	J.Jernigan 10 yd fumble return (H.Mevis kick), 02:10
4th	ARK	A.Armstrong 8 yd pass from J.Criswell (C.Little kick), 15-75, 08:31
	ARK	I.Augustave 6 yd rush (C.Little kick), 8-70, 04:18 41-14
	MIZ	N.Peat 1 yd rush (H.Mevis kick), 6-26, 03:07

2023 TEAM & INDIVIDUAL STATISTICS

2023 SCHEDULE & RESULTS

DATE	OPPONENT	SCORE	OVERALL	SEC	TIME	ATTEND
Sept. 2	Western Caro.	W, 56-13	1-0	0-0	3:23	44397
Sept. 9	Kent St.	W, 28-6	2-0	0-0	2:46	73173
Sept. 16	BYU	L, 31-38	2-1	0-0	3:40	74821
Sept. 23	at LSU*	L, 31-34	2-2	0-1	3:20	99648
Sept. 30	vs Texas A&M*	L, 22-34	2-3	0-2	3:22	59437
Oct. 7	at Ole Miss*	L, 20-27	2-4	0-3	3:11	65748
Oct. 14	at Alabama*	L, 21-24	2-5	0-4	3:14	100077
Oct. 21	Mississippi St.*	L, 3-7	2-6	0-5	2:57	71505
Nov. 4	at Florida*	W, 39-36 (OT)	3-6	1-5	4:08	89782
Nov. 11	Auburn*	L, 10-48	3-7	1-6	2:58	72033
Nov. 18	FIU	W, 44-20	4-7	1-6	3:14	61442
Nov. 24	Missouri*	L, 14-48	4-8	1-7	3:11	59847

TEAM STATISTICS

	ARKANSAS	OPPONENTS
SCORING	319	335
Points per game	26.6	27.9
Points off Turnovers	77	44
FIRST DOWNS	208	226
Rushing	95	100
Passing	97	103
Penalty	16	23
RUSHING YARDAGE	1668	1853
Yards gained rushing	2119	2152
Yards lost rushing	451	299
Rushing attempts	472	437
Average per rush	3.5	4.2
Average per game	139.0	154.4
TDs Rushing	9	13
PASSING YARDAGE	2250	2433
Comp-Att-Int	207-323-8	192-318-12
Average per pass	7.0	7.7
Average per catch	10.9	12.7
Average per game	187.5	202.8
TDs Passing	22	23
TOTAL OFFENSE	3918	4286
Total plays	795	755
Average per play	4.9	5.7
Average per game	326.5	357.2
KICK RETURNS: #-YARDS	23-500	9-209
PUNT RETURNS: #-YARDS	15-180	18-345
INT RETURNS: #-YARDS	12-235	8-80
KICK RETURN AVERAGE	21.7	23.2
PUNT RETURN AVERAGE	12.0	19.2
INT RETURN AVERAGE	19.6	10.0
FUMBLES-LOST	24-10	12-5
PENALTIES-YARDS	76-665	65-515
Average per game	55.4	42.9
PUNTS-YARDS	59-2770	60-2580
Average per punt	46.9	43.0
NET PUNT AVERAGE	40.3	39.1
KICKOFFS-YARDS	65-4122	68-4275
AVERAGE PER KICK	63.4	62.9
NET KICK AVERAGE	39.2	40.3
TIME OF POSSESSION / GAME	30:44	29:16
3RD-DOWN CONVERSION	67/175	59/158
3rd-down pct	0.380000	0.370000
4RD-DOWN CONVERSION	10/16	6/12
4rd-down pct	0.630000	0.500000
SACKS BY-YARDS	29-176	47-338
MISC YARDS	0	0
TOUCHDOWNS SCORED	37	40
FIELD GOALS - ATTEMPTS	20-24	19-26
ON-SIDE KICKS	0-2	0-0
RED-ZONE SCORES	(34-37) 92	(42-47) 89
RED-ZONE TOUCHDOWNS	(23-37) 62	(27-47) 57
PAT-ATTEMPTS	(33-33) 100	(38-39) 97
2-POINT CONVERSION-ATTEMPTS	(2-3) 67	(0-1) 0
ATTENDANCE	457218	355255
Games / Avg per game	7/65317	4/88814
Neutral site games	-	1/59437

SCORE BY QUARTERS	1ST	2ND	3RD	4TH	OT	TOTAL
Arkansas	88	71	57	97	6	319
Opponents	102	77	99	54	3	335

INDIVIDUAL STATISTICS

PASSING	GP	EFFIC	CMP-ATT-INT	PCT	YARDS	TD	LONG	AVG/G
KJ Jefferson	12	139.8	190-296-8	64.2	2107	19	65	175.6
Jacoby Criswell	4	144.1	17-27-0	63.0	143	3	21	35.8
TOTAL	12	140.1	207-323-8	64.1	2250	22	65	187.5
OPPONENTS	12	141.0	192-318-12	60.4	2433	23	80	202.8

RUSHING	GP	ATT	GAIN	LOSS	NET	AVG	TD	LONG	AVG/G
KJ Jefferson	12	161	731	284	447	2.8	2	26	37.3
AJ Green	12	67	329	17	312	4.7	2	55	26.0
Rashod Dubinion	10	82	290	30	260	3.2	1	15	26.0
Raheim Sanders	6	62	234	25	209	3.4	2	19	34.8
Isaiah Augustave	11	35	203	1	202	5.8	1	25	18.4
Dominique Johnson	10	31	175	8	167	5.4	1	41	16.7
Jacoby Criswell	4	23	105	61	44	1.9	0	60	11.0
Isaiah Sategna	12	1	28	0	28	28.0	0	28	2.3
Tyrone Broden	12	1	9	0	9	9.0	0	9	0.8
Max Fletcher	12	1	8	0	8	8.0	0	8	0.7
Jaedon Wilson	12	1	4	0	4	4.0	0	4	0.3
Andrew Armstrong	12	1	3	0	3	3.0	0	3	0.3
Isaac TeSlaa	12	1	0	0	0	0.0	0	0	0.0
Team	12	5	0	25	-25	-5.0	0	0	-2.1
TOTAL	12	472	2119	451	1668	3.5	9	60	139.0
OPPONENTS	12	437	2152	299	1853	4.2	13	49	154.4

RECEIVING	GP	NO.	YARDS	AVG	TD	LONG	AVG/G
Andrew Armstrong	12	56	764	13.6	5	48	63.7
Isaac TeSlaa	12	34	351	10.3	2	36	29.3
Luke Hasz	5	16	253	15.8	3	59	50.6
Tyrone Broden	12	15	109	7.3	3	19	9.1
Jaedon Wilson	12	15	199	13.3	2	65	16.6
Isaiah Sategna	12	15	129	8.6	2	35	10.8
Rashod Dubinion	10	14	85	6.1	1	26	8.5
Ty Washington	9	11	170	15.5	2	34	18.9
Raheim Sanders	6	10	75	7.5	0	38	12.5
AJ Green	12	6	25	4.2	1	11	2.1
Nathan Bax	11	5	31	6.2	0	11	2.8
Var'Keyes Gumms	11	3	26	8.7	0	25	2.4
Isaiah Augustave	11	3	7	2.3	0	4	0.6
Dominique Johnson	10	2	4	2.0	0	6	0.4
Francis Sherman	11	1	8	8.0	0	8	0.7
Davion Dozier	3	1	14	14.0	1	14	4.7
TOTAL	12	207	2250	10.9	22	65	187.5
OPPONENTS	12	192	2433	12.7	23	80	202.8

TOTAL OFFENSE	GP	PLAYS	RUSH	PASS	TOTAL	AVG/G
KJ Jefferson	12	457	447	2107	2554	212.8
AJ Green	12	67	312	0	312	26.0
Rashod Dubinion	10	82	260	0	260	26.0
Raheim Sanders	6	62	209	0	209	34.8
Isaiah Augustave	11	35	202	0	202	18.4
Jacoby Criswell	4	50	44	143	187	46.8
Dominique Johnson	10	31	167	0	167	16.7
Isaiah Sategna	12	1	28	0	28	2.3
Tyrone Broden	12	1	9	0	9	0.8
Max Fletcher	12	1	8	0	8	0.7
Jaedon Wilson	12	1	4	0	4	0.3
Andrew Armstrong	12	1	3	0	3	0.3
Team	12	0	-25	0	-25	-2.1
TOTAL	12	795	1668	2250	3918	326.5
OPPONENTS	12	755	1853	2433	4286	357.2

PUNT RETURNS		NO.	YARDS	AVG	TD	LONG							
Isaiah Sategna		15	180	12.0	1	88							
TOTAL		15	180	12.0	1	88							
OPPONENTS		18	345	19.2	2	82							
INTERCEPTIONS		NO.	YARDS	AVG	TD	LONG							
Alfahiym Walcott		3	32	10.7	1	33							
Dwight McGlothern		3	73	24.3	0	42							
Hudson Clark		1	0	0.0	0	0							
Antonio Grier		1	25	25.0	1	25							
Lorando Johnson		1	20	20.0	1	20							
Jayden Johnson		1	0	0.0	0	0							
Jaylon Braxton		1	0	0.0	0	0							
Brad Spence		1	85	85.0	1	85							
TOTAL		12	235	19.6	4	85							
OPPONENTS		8	80	10.0	1	28							
KICK RETURNS		NO.	YARDS	AVG	TD	LONG							
Isaiah Sategna		23	500	21.7	0	36							
TOTAL		23	500	21.7	0	36							
OPPONENTS		9	209	23.2	0	46							
FUMBLE RETURNS		NO.	YARDS	AVG	TD	LONG							
Jaylon Braxton		1	33	33.0	1	33							
Hudson Clark		1	1	1.0	0	1							
Antonio Grier		1	0	0.0	0	0							
T.J Metcalf		1	0	0.0	0	0							
Brad Spence		1	0	0.0	0	0							
TOTAL		5	34	6.8	1	33							
OPPONENTS		10	91	9.1	1	74							
SCORING		TD	FGS	PATs			RUSH	RCV	PASS	DXP	SAF	POINTS	
Cam Little		-	20-24	33-33	-	-	-	-	-	-	-	93	
Andrew Armstrong		5	-	-	-	1	-	-	-	-	-	32	
Luke Hasz		3	-	-	-	1	-	-	-	-	-	20	
Tyrone Broden		3	-	-	-	-	-	-	-	-	-	18	
AJ Green		3	-	-	-	-	-	-	-	-	-	18	
Isaiah Sategna		3	-	-	-	-	-	-	-	-	-	18	
KJ Jefferson		2	-	-	-	-	2	-	-	-	-	12	
Isaac TeSlaa		2	-	-	-	-	-	-	-	-	-	12	
Raheim Sanders		2	-	-	-	-	-	-	-	-	-	12	
Jaedon Wilson		2	-	-	-	-	-	-	-	-	-	12	
Rashod Dubinion		2	-	-	-	-	-	-	-	-	-	12	
Ty Washington		2	-	-	-	-	-	-	-	-	-	12	
Antonio Grier		1	-	-	-	-	-	-	-	-	-	6	
Lorando Johnson		1	-	-	-	-	-	-	-	-	-	6	
Alfahiym Walcott		1	-	-	-	-	-	-	-	-	-	6	
Dominique Johnson		1	-	-	-	-	-	-	-	-	-	6	
Isaiah Augustine		1	-	-	-	-	-	-	-	-	-	6	
Jaylon Braxton		1	-	-	-	-	-	-	-	-	-	6	
Davion Dozier		1	-	-	-	-	-	-	-	-	-	6	
Brad Spence		1	-	-	-	-	-	-	-	-	-	6	
TOTAL		37	20-24	33-33	0	2	2	0	0	0	0	319	
OPPONENTS		40	19-26	38-39	0	0	0	0	0	0	0	335	
FIELD GOALS		MADE-ATT	PCT	01-19	20-29	30-39	40-49	50-99	LONG	BLKD			
Cam Little		20-24	83.3	0-0	7-7	4-5	5-7	4-5	56	0			
OPPONENTS		19-26	73.1	0-0	6-7	9-10	4-8	0-1	48	0			
FG SEQUENCE		ARKANSAS	OPPONENTS	ARKANSAS		OPPONENTS							
BYU		(26),(49)	(43),(50)	Florida	(37),(41),(50),(22),(49)	(47),(34),(44),(39)							
LSU		(23),(23),(40)	(24),(20)	Auburn	(39)	(39),(31)							
Texas A&M		(52),(25),(50)	(42),(49),(34),(48)	FIU	(31),(34),(48),(39),(41)	35							
Ole Miss		(56),(26)	(27),(49),(22)	Western Caro.		(34),(33)							
Alabama		(55),(49)	(30)	Kent St.		(48),(38)							
Mississippi St.		(24)	29	Missouri		(24),(22)							
Numbers in parentheses indicate field goal was made.													

PUNTING	NO.	YARDS	AVG	LONG
---------	-----	-------	-----	------



109

2023 INDIVIDUAL DEFENSIVE STATISTICS



CAM LITTLE became the most accurate kicker in school history when he wrapped up his three-year career making 83.3% of his field goals.



For the third straight year the Razorbacks returned a punt for a touchdown when **ISAIAH SATEGNA** took a punt 88 yards to the house vs. BYU on his way to earning Freshman All-SEC honors.

#	PLAYER	GP	TACKLES				SACKS	INT-YDS	PASS DEFENSE		FUMBLES		BLOCKED	
			UA	A	TOT	TFL/YDS			BRUP	QBH	FR-YDS	FF	KICK	SAF
28	Jaheim Thomas	12	38	52	90	6.5-24	3.5-15	-	2	5	-	-	-	-
27	Chris Paul Jr.	11	30	44	74	6.5-18	2-8	-	1	1	-	-	-	-
8	Jayden Johnson	12	30	32	62	1.5-4	-	1-0	3	1	-	1	-	-
13	Alfahiyim Walcott	12	34	22	56	0.5-1	-	3-32	2	-	-	-	-	-
17	Hudson Clark	12	31	20	51	4.5-24	0.5-3	1-0	4	1	1-1	-	-	-
40	Landon Jackson	12	22	22	44	13.5-78	6.5-54	-	1	2	-	-	-	-
3	Antonio Grier	11	14	22	36	-	-	1-25	-	-	1-0	-	-	-
5	Cameron Ball	11	7	25	32	1.5-2	0.5-0	-	-	-	-	1	-	-
1	Lorando Johnson	12	20	9	29	4-11	1-2	1-20	5	-	-	-	-	-
36	Jordan Crook	12	8	20	28	1-6	1-6	-	-	1	-	1	-	-
9	Taurean Carter	12	6	19	25	3.5-11	1.5-9	-	-	2	-	-	-	-
11	Jaylon Braxton	9	11	9	20	-	-	1-0	8	-	1-33	1	-	-
2	Dwight McGlothern	9	19	1	20	3-9	-	3-73	6	-	-	1	-	-
10	Anthony Booker Jr.	11	7	12	19	2-1	0.5-0	-	-	1	-	-	-	-
15	Jaheim Singletary	10	10	7	17	0.5-1	-	-	4	-	-	-	-	-
50	Eric Gregory	12	8	8	16	2.5-6	1-4	-	1	6	-	-	-	-
7	Trajan Jeffcoat	12	7	9	16	8.5-38	4-23	-	-	5	-	-	-	-
22	Brad Spence	11	7	9	16	1.5-6	-	1-85	-	-	1-0	-	-	-
6	John Morgan III	11	8	7	15	4-14	2-12	-	1	-	-	1	-	-
18	TJ Metcalf	12	9	6	15	-	-	-	-	-	1-0	-	-	-
93	Keivie Rose	12	7	8	15	3.5-22	2.5-21	-	-	-	-	-	-	-
0	Nico Davillier	12	4	7	11	3.5-10	1-4	-	-	1	-	-	-	-
25	Kee'yon Stewart	10	8	2	10	-	-	-	-	1	-	-	-	-
56	Zach Williams	12	2	7	9	-	-	-	-	-	-	-	-	-
58	Jashaud Stewart	5	2	5	7	2-8	0.5-4	-	-	2	-	-	-	-
4	Malik Chavis	8	2	3	5	1-11	1-11	-	-	-	-	-	-	-
35	Mani Powell	10	3	2	5	-	-	-	-	-	-	-	-	-
94	Jon Hill	1	-	4	4	-	-	-	-	-	-	-	-	-
24	LaDarius Bishop	11	2	1	3	-	-	-	-	-	-	-	-	-
41	Kyle Thompson	1	-	2	2	-	-	-	-	-	-	-	-	-
21	Jaylen Lewis	1	-	2	2	-	-	-	-	-	-	-	-	-
75	Patrick Kutas	9	2	-	2	-	-	-	-	-	-	-	-	-
0	AJ Green	12	2	-	2	-	-	-	-	-	-	-	-	-
95	Ian Geffrard	4	-	2	2	-	-	-	-	-	-	-	-	-
20	Alex Sanford	11	1	-	1	-	-	-	-	-	-	-	-	-
97	Quincy Rhodes Jr.	9	1	-	1	-	-	-	-	-	-	-	-	-
33	Dylan Hasz	12	-	1	1	-	-	-	-	-	-	-	-	-
23	Isaiah Augustave	11	1	-	1	-	-	-	-	-	-	-	-	-
48	Eli Stein	12	-	1	1	-	-	-	-	-	-	-	-	-
2	Andrew Armstrong	12	1	-	1	-	-	-	-	-	-	-	-	-
17	Tyrone Broden	12	1	-	1	-	-	-	-	-	-	-	-	-
TOTALS		12	365	402	767	75-305	29-176	12-235	38	29	5-34	6	0	0
OPPONENTS		12	395	512	907	93-461	47-338	8-80	32	31	10-91	18	0	0

TAKEAWAYS/GIVEAWAYS

OPPONENT	TAKEAWAYS				GIVEAWAYS				MARGIN
	FUMBLES	INT	TOT	PTS OFF	FUMBLES	INT	TOT	PTS OFF	
Western Carolina	1	4	5	28	0	0	0	0	+5
Kent State	0	1	1	7	0	0	0	0	+1
BYU	1	0	1	3	1	1	2	7	-1
at LSU	0	1	1	0	0	2	2	0	-1
vs. Texas A&M	2	1	3	16	0	1	1	7	+2
at Ole Miss	0	0	0	0	0	2	2	7	-2
at Alabama	0	0	0	0	0	0	0	0	--
Mississippi State	0	1	1	3	1	1	2	0	-1
at Florida	1	0	1	7	1	1	2	6	-1
Auburn	0	2	2	3	2	0	2	10	--
FIU	0	2	2	10	0	0	0	0	+2
Missouri	0	0	0	0	5	0	5	17	-5
TOTAL	5	12	17	77	10	8	18	54	-1

2023 GAME-BY-GAME PARTICIPATION

#	PLAYER	GP/GS	WCU	KENT	BYU	LSU	TA&M	OM	BAMA	MSU	UF	AUB	FIU	MIZ
0	AJ Green	12/4	X	START	START	START	X	X	X	X	START	X	X	X
0	Nico Davillier	12/0	X	X	X	X	X	X	X	X	X	X	X	X
1	KJ Jefferson	12/12	START	START	START	START	START	START	START	START	START	START	START	START
1	Lorando Johnson	12/12	START	START	START	START	START	START	START	START	START	START	START	START
2	Dwight McGlothlen	9/6	START	START	X	START	START	DNP	DNP	DNP	X	START	X	START
2	Andrew Armstrong	12/12	START	START	START	START	START	START	START	START	START	START	START	START
3	Antonio Grier	11/3	DNP	X	X	X	X	START	X	X	X	START	START	START
3	Malachi Singleton	0/0	DNP	DNP	DNP	DNP	DNP	DNP	DNP	DNP	DNP	DNP	DNP	DNP
4	Malik Chavis	8/1	DNP	DNP	DNP	DNP	X	START	X	X	X	X	X	X
4	Isaac TeSlaa	12/12	START	START	START	START	START	START	START	START	START	START	START	START
5	Raheim Sanders	6/5	START	DNP	DNP	START	START	DNP	DNP	X	START	START	START	DNP
5	Cameron Ball	11/6	X	X	X	X	START	START	DNP	X	START	START	START	START
6	John Morgan III	11/0	X	X	X	X	DNP	X	X	X	X	X	X	X
6	Jacoby Criswell	4/0	X	DNP	DNP	DNP	DNP	DNP	DNP	DNP	X	X	X	X
7	Trajan Je coat	12/12	START	START	START	START	START	START	START	START	START	START	START	START
7	Rashod Dubinion	10/2	X	X	X	X	X	START	DNP	DNP	X	X	DNP	DNP
8	Jayden Johnson	12/12	START	START	START	START	START	START	START	START	START	START	START	START
8	Ty Washington	9/3	X	X	X	X	X	X	START	START	DNP	DNP	DNP	DNP
9	Taurean Carter	12/4	START	START	START	START	X	X	X	X	X	X	X	X
9	Luke Hasz	5/5	START	START	START	START	DNP	DNP	DNP	DNP	DNP	DNP	DNP	DNP
10	Cade Fortin	0/0	DNP	DNP	DNP	DNP	DNP	DNP	DNP	DNP	DNP	DNP	DNP	DNP
10	Anthony Booker Jr.	11/0	X	X	X	DNP	X	X	X	X	X	X	X	X
11	Sam Mbae	0/0	DNP	DNP	DNP	DNP	DNP	DNP	DNP	DNP	DNP	DNP	DNP	DNP
11	Jaylon Braxton	9/6	X	X	START	X	START	START	DNP	START	START	START	DNP	DNP
13	Alfahiy Walcott	12/7	START	START	START	X	X	START	X	START	START	X	START	X
13	Jaedon Wilson	12/4	START	START	X	X	X	X	X	X	X	X	START	START
14	Bryce Stephens	3/0	DNP	DNP	DNP	DNP	DNP	DNP	DNP	X	DNP	X	X	DNP
14	RJ Johnson	1/0	X	DNP	DNP	DNP	DNP	DNP	DNP	DNP	DNP	DNP	DNP	DNP
15	Chris Harris	6/0	X	X	X	DNP	DNP	X	X	DNP	DNP	X	DNP	DNP
15	Jaheim Singletary	10/4	START	START	X	START	X	X	X	X	DNP	DNP	START	START
16	Isaiah Sategna	12/1	X	X	X	X	X	X	X	X	START	X	X	X
17	Hudson Clark	12/10	X	X	START	START	START	START	START	START	START	START	START	START
17	Tyrone Broden	12/4	X	X	X	START	X	START	X	X	START	X	X	X
18	TJ Metcalf	12/0	X	X	X	X	X	X	X	X	X	X	X	X
18	Chris Rhodes	0/0	DNP	DNP	DNP	DNP	DNP	DNP	DNP	DNP	DNP	DNP	DNP	DNP
19	Rykar Acebo	0/0	DNP	DNP	DNP	DNP	DNP	DNP	DNP	DNP	DNP	DNP	DNP	DNP
19	Dallas Young	0/0	DNP	DNP	DNP	DNP	DNP	DNP	DNP	DNP	DNP	DNP	DNP	DNP
20	Dominique Johnson	10/0	X	X	X	X	X	DNP	X	X	DNP	X	X	X
20	Alex Sanford	11/0	X	X	DNP	X	X	X	X	X	X	X	X	X
21	Jaylen Lewis	1/0	X	DNP	DNP	DNP	DNP	DNP	DNP	DNP	DNP	DNP	DNP	DNP
21	Emmanuel Crawford	0/0	DNP	DNP	DNP	DNP	DNP	DNP	DNP	DNP	DNP	DNP	DNP	DNP
22	Jezreel Bachert	0/0	DNP	DNP	DNP	DNP	DNP	DNP	DNP	DNP	DNP	DNP	DNP	DNP
22	Brad Spence	11/1	X	START	X	X	X	X	X	X	DNP	X	X	X
23	Isaiah Augustave	11/1	X	X	X	X	X	X	X	X	X	DNP	X	START
23	Carson Dean	1/0	X	DNP	DNP	DNP	DNP	DNP	DNP	DNP	DNP	DNP	DNP	DNP
24	LaBarrius Bishop	11/0	X	X	X	X	X	X	X	DNP	X	X	X	X
24	Quincey McAdoo	0/0	DNP	DNP	DNP	DNP	DNP	DNP	DNP	DNP	DNP	DNP	DNP	DNP
25	Kee'yon Stewart	10/2	DNP	X	X	DNP	X	START	X	X	X	START	X	X
26	Christian Ford	0/0	DNP	DNP	DNP	DNP	DNP	DNP	DNP	DNP	DNP	DNP	DNP	DNP
27	Chris Paul Jr.	11/9	X	X	START	START	START	START	DNP	START	START	START	START	START
28	Jaheim Thomas	12/10	START	START	START	START	START	START	START	START	START	START	X	X
28	Blake Ford	3/0	X	DNP	DNP	DNP	X	DNP	DNP	DNP	DNP	DNP	DNP	X
29	Cam Little	12/0	X	X	X	X	X	X	X	X	X	X	X	X
30	Var'Keyes Gumbs	11/0	X	X	X	X	X	DNP	X	X	X	X	X	X
30	Ethan Joseph	0/0	DNP	DNP	DNP	DNP	DNP	DNP	DNP	DNP	DNP	DNP	DNP	DNP
30	Ashton Ngo	0/0	DNP	DNP	DNP	DNP	DNP	DNP	DNP	DNP	DNP	DNP	DNP	DNP
31	Max Fletcher	12/0	X	X	X	X	X	X	X	X	X	X	X	X
31	Courtney Snelling	0/0	DNP	DNP	DNP	DNP	DNP	DNP	DNP	DNP	DNP	DNP	DNP	DNP
32	Landon Phipps	0/0	DNP	DNP	DNP	DNP	DNP	DNP	DNP	DNP	DNP	DNP	DNP	DNP
33	Dylan Hasz	12/0	X	X	X	X	X	X	X	X	X	X	X	X
34	Hunter Talley	3/0	DNP	DNP	DNP	DNP	DNP	DNP	DNP	DNP	DNP	X	X	X
34	Jabrael Shaw	0/0	DNP	DNP	DNP	DNP	DNP	DNP	DNP	DNP	DNP	DNP	DNP	DNP
35	Mani Powell	10/0	X	X	X	DNP	X	DNP	X	X	X	X	X	X
36	Jordan Crook	12/1	START	X	X	X	X	X	X	X	X	X	X	X
37	Devin Bale	0/0	DNP	DNP	DNP	DNP	DNP	DNP	DNP	DNP	DNP	DNP	DNP	DNP
38	Anton Pierce	0/0	DNP	DNP	DNP	DNP	DNP	DNP	DNP	DNP	DNP	DNP	DNP	DNP
39	Tyler Larco	0/0	DNP	DNP	DNP	DNP	DNP	DNP	DNP	DNP	DNP	DNP	DNP	DNP
39	Aidan McCowan	0/0	DNP	DNP	DNP	DNP	DNP	DNP	DNP	DNP	DNP	DNP	DNP	DNP
40	Landon Jackson	12/12	START	START	START	START	START	START	START	START	START	START	START	START
41	Kyle Thompson	1/0	X	DNP	DNP	DNP	DNP	DNP	DNP	DNP	DNP	DNP	DNP	DNP
43	Brooks Both	4/0	X	X	X	DNP	DNP	DNP	DNP	DNP	DNP	DNP	X	X
44	Francis Sherman	11/3	X	X	START	DNP	X	START	X	START	X	X	X	X
44	Kaden Henley	0/0	DNP	DNP	DNP	DNP	DNP	DNP	DNP	DNP	DNP	DNP	DNP	DNP
47	Maddox Lassiter	0/0	DNP	DNP	DNP	DNP	DNP	DNP	DNP	DNP	DNP	DNP	DNP	DNP
47	Braylon Watson	0/0	DNP	DNP	DNP	DNP	DNP	DNP	DNP	DNP	DNP	DNP	DNP	DNP

#	PLAYER	GP/GS	WCU	KENT	BYU	LSU	TA&M	OM	BAMA	MSU	UF	AUB	FIU	MIZ
48	Eli Stein	12/0	X	X	X	X	X	X	X	X	X	X	X	X
49	John Paul Pickens	0/0	DNP	DNP	DNP	DNP	DNP	DNP	DNP	DNP	DNP	DNP	DNP	DNP
49	Luke Johnston	0/0	DNP	DNP	DNP	DNP	DNP	DNP	DNP	DNP	DNP	DNP	DNP	DNP
50	Eric Gregory	12/12	START	START	START	START	START	START	START	START	START	START	START	START
50	Cole Carson	0/0	DNP	DNP	DNP	DNP	DNP	DNP	DNP	DNP	DNP	DNP	DNP	DNP
51	Devon Manuel	9/4	X	X	DNP	X	START	DNP	DNP	X	X	START	START	START
52	Donovan Whitten	0/0	DNP	DNP	DNP	DNP	DNP	DNP	DNP	DNP	DNP	DNP	DNP	DNP
52	Max Schmidly	0/0	DNP	DNP	DNP	DNP	DNP	DNP	DNP	DNP	DNP	DNP	DNP	DNP
53	Ty Kieast Crawford	9/4	START	X	X	X	X	DNP	DNP	DNP	DNP	X	START	START
54	Joey Su'a	0/0	DNP	DNP	DNP	DNP	DNP	DNP	DNP	DNP	DNP	DNP	DNP	DNP
55	Beaux Limmer	12/12	START	START	START	START	START	START	START	START	START	START	START	START
55	JJ Hollingsworth	0/0	DNP	DNP	DNP	DNP	DNP	DNP	DNP	DNP	DNP	DNP	DNP	DNP
56	Zach Williams	12/0	X	X	X	X	X	X	X	X	X	X	X	X
56	Amaury Wiggins	2/0	X	DNP	DNP	DNP	DNP	DNP	DNP	DNP	DNP	DNP	X	DNP
57	Mason Schueck	0/0	DNP	DNP	DNP	DNP	DNP	DNP	DNP	DNP	DNP	DNP	DNP	DNP
58	Jashaund Stewart	5/0	DNP	X	X	DNP	DNP	DNP	X	X	X	DNP	DNP	DNP
59	Eli Henderson	0/0	DNP	DNP	DNP	DNP	DNP	DNP	DNP	DNP	DNP	DNP	DNP	DNP
62	Brady Latham	11/11	DNP	START	START	START	START	START	START	START	START	START	START	START
63	Terry Wells	0/0	DNP	DNP	DNP	DNP	DNP	DNP	DNP	DNP	DNP	DNP	DNP	DNP
65	Aaron Smith	1/0	DNP	DNP	DNP	DNP	DNP	DNP	DNP	DNP	DNP	DNP	X	DNP
66	Kai Hamilton	0/0	DNP	DNP	DNP	DNP	DNP	DNP	DNP	DNP	DNP	DNP	DNP	DNP
67	Josh Street	11/0	X	DNP	X	X	X	X	X	X	X	X	X	X
70	Paris Patterson	0/0	DNP	DNP	DNP	DNP	DNP	DNP	DNP	DNP	DNP	DNP	DNP	DNP
71	Brock Burns	0/0	DNP	DNP	DNP	DNP	DNP	DNP	DNP	DNP	DNP	DNP	DNP	DNP
72	Andrew Chamblee	12/8	START	START	START	START	X	START	START	START	START	X	X	X
73	Brooks Edmonson	11/0	DNP	X	X	X	X	X	X	X	X	X	X	X
74	Luke Brown	0/0	DNP	DNP	DNP	DNP	DNP	DNP	DNP	DNP	DNP	DNP	DNP	DNP
75	Patrick Kutas	9/9	START	START	START	START	START	START	START	START	START	DNP	DNP	DNP
76	E'Marion Harris	6/0	X	DNP	X	DNP	DNP	X	X	X	DNP	DNP	X	DNP
78	Joshua Braun	12/12	START	START	START	START	START	START	START	START	START	START	START	START
79	Tommy Varhall	0/0	DNP	DNP	DNP	DNP	DNP	DNP	DNP	DNP	DNP	DNP	DNP	DNP
80	Shamar Easter	0/0	DNP	DNP	DNP	DNP	DNP	DNP	DNP	DNP	DNP	DNP	DNP	DNP
82	Kaylon Morris	0/0	DNP	DNP	DNP	DNP	DNP	DNP	DNP	DNP	DNP	DNP	DNP	DNP
83	Dazmin James	1/0	DNP	DNP	DNP	DNP	DNP	DNP	DNP	DNP	DNP	DNP	X	DNP
84	Marlon Crockett	0/0	DNP	DNP	DNP	DNP	DNP	DNP	DNP	DNP	DNP	DNP	DNP	DNP
85	Jace Petty	0/0	DNP	DNP	DNP	DNP	DNP	DNP	DNP	DNP	DNP	DNP	DNP	DNP
86	Kalil Girault	0/0	DNP	DNP	DNP	DNP	DNP	DNP	DNP	DNP	DNP	DNP	DNP	DNP
87	Kamron Bibby	0/0	DNP	DNP	DNP	DNP	DNP	DNP	DNP	DNP	DNP	DNP	DNP	DNP
88	Davion Dozier	3/0	X	DNP	DNP	DNP	DNP	DNP	DNP	DNP	DNP	X	X	DNP
89	Nathan Bax	11/4	X	X	X	X	START	DNP	X	X	X	START	START	START
90	Marcus Miller	0/0	DNP	DNP	DNP	DNP	DNP	DNP	DNP	DNP	DNP	DNP	DNP	DNP
93	Keivie Rose	12/2	X	X	X	X	X	X	START	START	X	X	X	X
94	Jon Hill	1/0	X	DNP	DNP	DNP	DNP	DNP	DNP	DNP	DNP	DNP	DNP	DNP
95	Ian Geffrard	4/0	X	DNP	DNP	X	X	X	DNP	DNP	DNP	DNP	DNP	DNP
97	Quincy Rhodes Jr.	9/0	X	DNP	DNP	DNP	X	X	X	X	X	X	X	X
99	Kaleb James	0/0	DNP	DNP	DNP	DNP	DNP	DNP	DNP	DNP	DNP	DNP	DNP	DNP

START - Started; X - Played; DNP - Did not play



JAYLON BRAXTON earned Freshman All-SEC honors after leading the Razorbacks with eight pass breakups.

2023 MISCELLANEOUS STATISTICS

CAREER STARTS

OFFENSE	2023	2022	2021	2020	2019	2018	TOT	CONS
Brady Latham, OL, R-Sr.	11	13	13	10	0	-	47	12
Beaux Limmer, OL, R-Sr.	12	13	11	5	0	-	41	36
K.J. Jefferson, QB, R-Sr.	12	11	13	1	1	-	38	15
Isaac TeSlaa, WR, Sr.	12	11	11	2	-	-	36	12
Andrew Armstrong, WR, R-Sr.	12	10	3	-	-	-	25	12
Tyrone Broden, WR, R-Sr.	4	7	9	5	0	-	25	-
Joshua Braun, OL, R-Jr.	12	0	7	0	-	-	19	12
Raheim Sanders, RB, Jr.	5	13	0	-	-	-	18	-
Ty Kieast Crawford, OL, Sr.	4	2	0	3	-	-	9	3
Patrick Kutas, OL, So.	9	0	-	-	-	-	9	-
Andrew Chamblee, OL, R-Fr.	8	-	-	-	-	-	8	-
Francis Sherman, TE, Sr.	3	2	1	1	-	-	7	-
Dominique Johnson, RB, R-Jr.	0	0	6	0	-	-	6	-
Nathan Bax, TE, *R-Sr.	4	1	0	0	0	1	5	3
Cade Fortin, QB, *R-Sr.	0	1	2	0	0	2	5	-
Luke Hasz, TE, Fr.	5	-	-	-	-	-	5	-
A.J. Green, RB, Jr.	4	0	0	-	-	-	4	-
Devon Manuel, OL, R-So.	4	0	-	-	-	-	4	3
Jaedon Wilson, WR, R-So.	4	0	-	-	-	-	4	2
Rashod Dubinion, RB, So.	2	1	-	-	-	-	3	-
Ty Washington, TE, R-Fr.	3	-	-	-	-	-	3	-
Isaiah Augustave, RB, Fr.	1	0	-	-	-	-	1	1
Isaiah Sategna, WR, R-Fr.	1	-	-	-	-	-	1	-

DEFENSE	2023	2022	2021	2020	2019	2018	TOT	CONS
Trajan Jeffcoat, DL, *R-Sr.	12	11	13	6	-	0	42	12
Keivie Rose, DL, R-Sr.	2	12	12	8	0	1	34	-
Eric Gregory, DL, R-Sr.	12	10	3	7	-	-	32	12
Hudson Clark, DB, R-Sr.	10	10	4	7	-	-	31	10
Antonio Grier, LB, *R-Sr.	3	2	12	7	6	0	30	2
Alfahiyim Walcott, DB, *Sr.	7	12	8	0	0	-	27	-
Lorando Johnson, DB, R-Jr.	12	12	1	-	-	-	25	12
Dwight McGlothlen, DB, Sr.	6	13	6	0	-	-	23	-
Jayden Johnson, DB, Jr.	12	7	3	-	-	-	22	14
Landon Jackson, DL, Jr.	12	7	0	-	-	-	19	13
LaBarrius Bishop, DB, *R-Sr.	0	0	9	1	3	-	13	-
Jaheim Thomas, LB, R-Jr.	10	0	1	0	-	-	11	-
Chris Paul Jr., LB, R-So.	9	2	-	-	-	-	11	5
Zach Williams, DL, *Sr.	0	6	0	4	0	-	10	-
Malik Chavis, DB, R-Sr.	1	5	2	0	-	-	9	-
John Morgan III, DL, *R-Sr.	0	5	3	0	0	0	8	-
Cam Ball, DL, R-So.	6	1	-	-	-	-	7	4
Jashaad Stewart, DL, Sr.	0	5	1	0	-	-	6	-
Jaylon Braxton, DB, Fr.	6	-	-	-	-	-	6	-
Taurean Carter, DL, R-Sr.	4	0	0	1	0	-	5	-
Quincey McAdoo, DB, So.	-	4	-	-	-	-	4	-
Kee'yon Stewart, DB, R-Sr.	2	0	1	1	0	-	4	-
Jaheim Singletary, DB, R-Fr.	4	0	-	-	-	-	4	1
Anthony Booker Jr., DL, R-Sr.	0	2	0	0	0	-	2	-
Jordan Crook, LB, So.	1	1	-	-	-	-	2	-
Brad Spence, LB, Fr.	1	-	-	-	-	-	1	-



ANDREW ARMSTRONG led the Hogs in receiving yards (764) and touchdowns (5) in his first season on The Hill.

ARKANSAS INSIDE THE OPPONENT REDZONE

	TIMES IN RZ	TIMES SCORED	TOTAL PTS	RUSH TDS	PASS TDS	FG MADE	FG ATT	[-----FAILED TO SCORE-----]				
								DOWNS	INT	FUMB	HALF	GAME
Western Carolina	5	5	36	5	3	2	0	0	0	0	0	0
Kent State	3	3	21	3	1	2	0	0	0	0	0	0
BYU	4	3	17	2	1	1	1	1	0	0	0	1
LSU	5	5	23	2	0	2	3	3	0	0	0	0
Texas A&M	1	1	1	3	0	0	0	1	1	0	0	0
Ole Miss	3	3	17	2	0	2	1	1	0	0	0	0
Alabama	2	2	15	2	0	2	0	0	0	0	0	0
Mississippi State	1	1	3	0	0	0	1	1	0	0	0	0
Florida	4	4	19	2	0	2	2	2	0	0	0	0
Auburn	3	2	10	1	0	1	1	1	0	0	1	0
FIU	4	3	17	2	0	2	1	2	0	0	0	0
Missouri	2	2	14	2	1	1	0	0	0	0	0	0
TOTAL	37	34	195	23	6	17	11	12	0	0	1	0
TOTALS 34 OF 37 (91.9%)												

OPPONENTS INSIDE THE ARKANSAS REDZONE

	TIMES IN RZ	TIMES SCORED	TOTAL PTS	RUSH TDS	PASS TDS	FG MADE	FG ATT	[-----FAILED TO SCORE-----]				
								DOWNS	INT	FUMB	HALF	GAME
Western Carolina	4	3	13	1	1	0	2	2	0	1	0	0
Kent State	2	1	3	0	0	0	1	1	1	0	0	0
BYU	4	4	24	3	1	2	1	1	0	0	0	0
LSU	4	4	20	2	0	2	2	2	0	0	0	0
Texas A&M	3	2	10	1	0	1	1	1	1	0	0	0
Ole Miss	5	5	27	3	2	1	2	2	0	0	0	0
Alabama	2	2	10	1	1	0	1	1	0	0	0	0
Mississippi State	2	1	7	1	0	1	0	1	0	0	0	0
Florida	3	3	17	2	0	2	1	1	0	0	0	0
Auburn	7	7	41	5	2	3	2	2	0	0	0	0
FIU	4	3	20	3	1	2	0	1	0	0	0	0
Missouri	7	7	41	5	3	2	2	2	0	0	0	0
TOTAL	47	42	233	27	11	16	15	17	2	1	0	0
TOTALS 42 OF 47 (89.4%)												

SCORING DRIVE BREAKDOWN

	ARKANSAS		OPPONENT	
YARDAGE	TD	FG	TD	FG
No drive	6	-	4	-
Neg. Yards	-	-	-	-
0-9	-	2	1	-
10-19	-	1	2	1
20-29	1	3	2	2
30-39	3	3	4	-
40-49	3	3	2	2
50-59	1	3	5	6
60-69	5	4	5	5
70-79	15	1	13	3
80-89	2	-	2	-
90-99	1	-	-	-
Totals	37	20	40	19

THREE & OUT DRIVES

	ARKANSAS		OPPONENT	
	THREE-&-OUTS/DRIVES		THREE-&-OUTS/DRIVES	
Western Carolina	2/12 (16.7%)		3/13 (23.1%)	
Kent State	2/9 (22.2%)		2/9 (22.2%)	
BYU	4/15 (26.7%)		5/15 (33.3%)	
at LSU	1/10 (10.0%)		1/9 (11.1%)	
vs. Texas A&M	5/12 (41.7%)		1/12 (8.3%)	
at Ole Miss	4/11 (36.4%)		2/12 (16.7%)	
at Alabama	6/12 (50.0%)		4/12 (33.3%)	
Mississippi State	3/12 (25.0%)		4/11 (36.4%)	
at Florida	2/15 (13.3%)		3/15 (20.0%)	
Auburn	5/13 (38.5%)		0/12 (0.0%)	
FIU	1/14 (7.1%)		6/14 (42.9%)	
Missouri	5/13 (38.5%)		1/13 (7.7%)	
TOTALS	40/148 (27.0%)		32/147 (21.8%)	

20+ YARD BREAKDOWN BY YARDS

LONG PLAYS BY YARDS	NO.	TD
100+	0	0
90-99	0	0
80-89	2	2
70-79	0	0
60-69	2	1
50-59	2	2
40-49	5	1
30-39	15	2
20-29	33	1
TOTAL	59	9

20+ YARD BREAKDOWN BY TYPE

LONG PLAYS BY YARDS	NO.	TD
Rushing	15	1
Passing	29	5
Punt returns	2	1
Kick returns	9	0
Interceptions	3	1
Fumble returns	1	1
TOTAL	59	9

LONGEST PLAYS OF THE YEAR

Rushing	60	Jacoby Criswell vs. Auburn (11/11/23)
Rushing Touchdown	55	A.J. Green vs. BYU (9/16/23)
Passing	65	Jaedon Wilson from K.J. Jefferson vs. Western Carolina (9/2/23)
Passing Touchdown	65	Jaedon Wilson from K.J. Jefferson vs. Western Carolina (9/2/23)
Punt Return	88	Isaiah Sategna vs. BYU (9/16/23)
Kick Return	36	Isaiah Sategna vs. Texas A&M (9/30/23)
Interception Return	85	Brad Spence vs. Western Carolina (9/2/23)
Fumble Return	33	Jaylon Braxton at Florida (11/4/23)

2023 SCORING DRIVES

ARKANSAS SCORING DRIVES

OPPONENT	START	PLAYS	YARDS	TIME	SCORING PLAY
Western Carolina	ARK21	2	79	00:36	J.Wilson 65-yd pass from K.Jefferson
Western Carolina	WCU47	7	47	03:26	R.Sanders 3-yd rush
Western Carolina	WCU31	1	31	00:07	I.TeSlaa 31-yd pass from K.Jefferson
Western Carolina	WCU32	5	32	02:18	K.Jefferson 17-yd rush
Western Carolina	WCU47	8	47	02:44	R.Sanders 1-yd rush
Western Carolina	ARK31	9	69	04:39	A.Armstrong 16-yd pass from K.Jefferson
Western Carolina	WCU48	7	48	03:51	D.Dozier 14-yd pass from J.Criswell
Kent State	ARK25	8	75	04:09	A.Armstrong 5-yd pass from K.Jefferson
Kent State	ARK09	12	91	06:28	R.Dubinion 1-yd rush
Kent State	ARK27	15	73	07:54	A.Armstrong 9-yd pass from K.Jefferson
BYU	ARK25	4	75	01:39	A.Green 55-yd rush
BYU	ARK30	10	70	05:32	L.Hasz 19-yd pass from K.Jefferson
BYU	BYU44	5	36	01:34	C.Little 26-yd field goal
BYU	ARK47	4	53	01:57	A.Green 7-yd rush
at LSU	ARK44	12	51	06:53	C.Little 23-yd field goal
at LSU	ARK20	12	75	06:51	C.Little 23-yd field goal
at LSU	ARK25	8	75	03:14	T.Broden 19-yd pass from K.Jefferson
at LSU	ARK25	15	53	08:16	C.Little 40-yd field goal
at LSU	ARK25	6	75	02:29	L.Hasz 59-yd pass from K.Jefferson
at LSU	ARK25	10	75	04:37	L.Hasz 11-yd pass from K.Jefferson
vs. Texas A&M	ARK25	15	42	08:15	C.Little 52-yd field goal
vs. Texas A&M	ARK24	10	69	04:30	C.Little 25-yd field goal
vs. Texas A&M	TAMU35	4	3	00:44	C.Little 50-yd field goal
vs. Texas A&M	ARK36	4	64	1:05	A.Armstrong 48-yd pass from K.Jefferson
at Ole Miss	ARK20	15	80	07:46	T.Washington 3-yd pass from K.Jefferson
at Ole Miss	ARK25	10	37	04:53	C.Little 56-yd field goal
at Ole Miss	OM38	11	31	05:12	C.Little 26-yd field goal
at Ole Miss	ARK28	6	72	02:52	T.Washington 17-yd pass from K.Jefferson
at Alabama	ARK36	7	27	02:22	C.Little 55-yd field goal
at Alabama	ARK20	8	49	04:15	C.Little 49-yd field goal
at Alabama	ARK23	10	77	04:22	I.Sategna 5-yd pass from K.Jefferson
at Alabama	ARK31	9	69	02:59	R.Dubinion 14-yd pass from K.Jefferson
Mississippi State	MSU35	6	29	01:55	C.Little 24-yd field goal
at Florida	ARK25	7	75	02:54	A.Green 8-yd pass from K.Jefferson
at Florida	ARK18	8	64	02:55	C.Little 37-yd field goal
at Florida	ARK20	7	57	02:15	C.Little 41-yd field goal
at Florida	ARK30	10	66	03:36	C.Little 22-yd field goal
at Florida	ARK16	10	84	03:27	K.Jefferson 25-yd rush
at Florida	ARK25	8	44	02:18	C.Little 49-yd field goal
at Florida	UF25	3	25	00:00	T.Broden 4-yd pass from K.Jefferson
Auburn	AUB22	4	2	01:36	C.Little 39-yd field goal
Auburn	ARK25	3	75	00:39	I.TeSlaa 11-yd pass from J.Criswell
Florida International	FIU32	5	32	01:20	J.Wilson 10-yd pass from K.Jefferson
Florida International	ARK25	12	75	04:17	T.Broden 4-yd pass from K.Jefferson
Florida International	ARK21	10	66	03:35	C.Little 31-yd field goal
Florida International	ARK35	5	65	01:39	D.Johnson 31-yd rush
Florida International	ARK34	6	66	02:08	I.Sategna 32-yd pass from K.Jefferson
Florida International	FIU46	7	25	02:36	C.Little 39-yd field goal
Florida International	FIU40	6	17	03:13	C.Little 41-yd field goal
Missouri	ARK25	15	75	08:31	A.Armstrong 8-yd pass from J.Criswell
Missouri	ARK30	8	70	04:18	I.Augustave 6-yd rush

OPPONENT SCORING DRIVES

OPPONENT	START	PLAYS	YARDS	TIME	SCORING PLAY
Western Carolina	WCU24	8	59	02:41	R.McCollum 34-yd field goal
Western Carolina	WCU47	6	53	02:12	D.Reid 2-yd rush
Western Carolina	WCU25	13	60	04:19	R.McCollum 33-yd field goal
Kent State	KSU19	11	51	06:52	A.Glass 48-yd field goal
Kent State	KSU28	10	52	05:48	A.Glass 38-yd field goal
BYU	BYU47	2	53	00:52	D.Smith 37-yd pass from P.Kingston
BYU	ARK45	1	45	00:10	L.Martin 45-yd rush
BYU	BYU30	10	70	03:20	L.Martin 1-yd rush
BYU	ARK50	6	24	02:31	W.Ferrin 43-yd field goal
BYU	ARK20	1	20	00:10	P.Kingston 20-yd pass from K.Slovic
BYU	BYU31	9	69	04:46	C.Roberts 7-yd pass from K.Slovic
at LSU	LSU25	8	68	02:31	D.Ramos 24-yd field goal
at LSU	LSU25	3	75	00:18	B.Thomas Jr. 49-yd pass from J.Daniels
at LSU	LSU25	3	75	01:00	B.Thomas Jr. 49-yd pass from J.Daniels
at LSU	LSU25	9	75	04:04	M.Nabers 8-yd pass from J.Daniels
at LSU	LSU25	10	75	04:28	M.Nabers 20-yd pass from J.Daniels
at LSU	LSU25	9	72	05:01	D.Ramos 20-yd field goal
vs. Texas A&M	TAMU25	8	75	04:09	E.Stewart 32-yd pass from M.Johnson
vs. Texas A&M	TAMU25	8	51	02:34	R.Bond 42-yd field goal
vs. Texas A&M	ARK39	8	39	02:36	E.Crownover 2-yd pass from M.Johnson
vs. Texas A&M	TAMU25	8	58	03:43	R.Bond 34-yd field goal
at Ole Miss	OM25	10	66	03:21	C.Davis 8-yd field goal
at Ole Miss	ARK03	4	3	01:45	Q.Judkins 1-yd rush
at Ole Miss	OM50	5	50	01:02	D.Wade 6-yd pass from J.Dart
at Ole Miss	OM25	12	75	05:22	U.Bentley IV 7-yd rush
at Ole Miss	OM33	8	63	03:01	C.Davis 22-yd field goal
Mississippi State	MSU31	9	69	04:32	J.Marks 2-yd pass from M.Wright
at Florida	ARK33	6	33	02:49	E.Wilson III 19-yd pass from G.Mertz
at Florida	ARK42	4	42	02:13	E.Wilson III 6-yd pass from G.Mertz
at Florida	UF25	12	46	04:10	T.Smack 47-yd field goal
at Florida	ARK32	1	32	00:08	R.Pearsall 32-yd pass from G.Mertz
at Florida	UF25	12	59	04:56	T.Smack 34-yd field goal
at Florida	UF28	3	72	01:17	T.Etienne 26-yd rush
at Florida	ARK25	4	4	00:00	T.Smack 39-yd field goal
Auburn	AUB25	6	75	02:23	P.Thorne 12-yd rush
Auburn	AUB44	6	56	02:37	R.Fairweather 11-yd pass from P.Thorne
Auburn	AUB05	13	73	05:40	A.McPherson 39-yd field goal
Auburn	ARK24	3	11	00:21	A.McPherson 31-yd field goal
Auburn	AUB33	9	67	03:59	J.Johnson 14-yd pass from P.Thorne
Auburn	ARK11	1	11	00:04	R.Fairweather 11-yd pass from P.Thorne
Auburn	AUB35	8	65	05:13	B.Battle 7-yd rush
Florida International	FIU25	3	75	01:40	K.Jenkins 1-yd rush
Florida International	FIU25	9	75	04:36	D.Patterson 12-yd pass from K.Jenkins
Florida International	FIU20	7	80	02:42	K.Mitchell 12-yd pass from K.Jenkins
Missouri	MIZ46	7	54	03:29	C.Schrader 2-yd rush
Missouri	ARK47	10	41	04:14	H.Mevis 24-yd field goal
Missouri	MIZ29	6	71	02:56	B.Cook 3-yd rush
Missouri	MIZ27	7	69	03:26	H.Mevis 22-yd field goal
Missouri	ARK38	5	38	02:26	B.Norfleet 16-yd pass from B.Cook
Missouri	ARK11	1	11	00:06	B.Norfleet 11-yd pass from B.Cook
Missouri	ARK26	6	26	03:07	N.Peat 1-yd rush

2023 SEASON HIGHS

ARKANSAS INDIVIDUAL GAME HIGHS

RUSHES	18	Raheim Sanders at Florida (11/04/2023)
	18	K.J. Jefferson vs Texas A&M (N) (09/30/2023)
YARDS RUSHING	103	Raheim Sanders at Florida (11/04/2023)
TD RUSHES	2	A.J. Green vs BYU (09/16/2023)
	2	Raheim Sanders vs Western Caro. (09/02/2023)
LONG RUSH	60	Jacoby Criswell vs Auburn (11/11/2023)
PASS ATTEMPTS	39	K.J. Jefferson at Ole Miss (10/07/2023)
PASS COMPLETIONS	25	K.J. Jefferson at Ole Miss (10/07/2023)
YARDS PASSING	289	K.J. Jefferson at LSU (09/23/2023)
TD PASSES	3	K.J. Jefferson vs FIU (11/18/2023)
	3	K.J. Jefferson at LSU (09/23/2023)
	3	K.J. Jefferson vs Western Caro. (09/02/2023)
LONG PASS	65	K.J. Jefferson vs Western Caro. (09/02/2023)
RECEPTIONS	9	Andrew Armstrong vs BYU (09/16/2023)
YARDS RECEIVING	116	Luke Hasz at LSU (09/23/2023)
TD RECEPTIONS	2	Ty Washington at Ole Miss (10/07/2023)
	2	Luke Hasz at LSU (09/23/2023)
	2	Jaedon Wilson vs Kent St. (09/09/2023)
LONG RECEPTION	65	Jaedon Wilson vs Western Caro. (09/02/2023)
PUNTS	8	Max Fletcher vs Auburn (11/11/2023)
PUNTING AVG	54.7	Max Fletcher vs Texas A&M (N) (09/30/2023)
LONG PUNT	71	Max Fletcher vs Auburn (11/11/2023)
PUNTS INSIDE 20	4	Max Fletcher vs Mississippi St. (10/21/2023)
	4	Max Fletcher at Alabama (10/14/2023)
LONG PUNT RETURN	88	Isaiah Sategna vs BYU (09/16/2023)
LONG KICKOFF RETURN	36	Isaiah Sategna vs Texas A&M (N) (09/30/2023)
TACKLES	13	Jaheim Thomas at LSU (09/23/2023)
SACKS	3.5	Landon Jackson at Alabama (10/14/2023)
TACKLES FOR LOSS	3.5	Landon Jackson at Alabama (10/14/2023)

ARKANSAS TEAM GAME HIGHS

RUSHES	54	FIU (11/18/2023)
YARDS RUSHING	323	FIU (11/18/2023)
YARDS PER RUSH	6.0	FIU (11/18/2023)
TD RUSHES	3	Western Caro. (09/02/2023)
PASS ATTEMPTS	39	at Ole Miss (10/07/2023)
PASS COMPLETIONS	25	at Ole Miss (10/07/2023)
YARDS PASSING	289	at LSU (09/23/2023)
YARDS PER PASS	11.0	Western Caro. (09/02/2023)
TD PASSES	4	Western Caro. (09/02/2023)
TOTAL PLAYS	83	FIU (11/18/2023)
TOTAL OFFENSE	510	FIU (11/18/2023)
YARDS PER PLAY	6.3	at LSU (09/23/2023)
POINTS	56	Western Caro. (09/02/2023)
SACKS BY	7	Kent St. (09/09/2023)
FIRST DOWNS	25	at LSU (09/23/2023)
PENALTIES	14	BYU (09/16/2023)
PENALTY YARDS	125	BYU (09/16/2023)
TURNOVERS	5	Missouri (11/24/2023)
PUNTS	8	Auburn (11/11/2023)
PUNTING AVG	54.7	vs Texas A&M (N) (09/30/2023)
LONG PUNT	71	Auburn (11/11/2023)
PUNTS INSIDE 20	4	Mississippi St. (10/21/2023)
	4	at Alabama (10/14/2023)
LONG PUNT RETURN	88	BYU (09/16/2023)

OPPONENT INDIVIDUAL GAME HIGHS

RUSHES	29	at Ole Miss (10/07/2023)
YARDS RUSHING	36	at Ole Miss (10/07/2023)
YARDS PER RUSH	1.1	vs Texas A&M (N) (09/30/2023)
TD RUSHES	0	Auburn (11/11/2023)
	0	Mississippi St. (10/21/2023)
	0	at Alabama (10/14/2023)
	0	at Ole Miss (10/07/2023)
	0	vs Texas A&M (N) (09/30/2023)
	0	at LSU (09/23/2023)
PASS ATTEMPTS	17	vs Texas A&M (N) (09/30/2023)
PASS COMPLETIONS	9	vs Texas A&M (N) (09/30/2023)
YARDS PASSING	97	Mississippi St. (10/21/2023)
YARDS PER PASS	3.1	Mississippi St. (10/21/2023)
TD PASSES	0	Mississippi St. (10/21/2023)
TOTAL PLAYS	52	Auburn (11/11/2023)
TOTAL OFFENSE	174	vs Texas A&M (N) (09/30/2023)
YARDS PER PLAY	2.9	Mississippi St. (10/21/2023)
POINTS	3	Mississippi St. (10/21/2023)
SACKS BY	0	Missouri (11/24/2023)
	0	vs Texas A&M (N) (09/30/2023)
FIRST DOWNS	10	Auburn (11/11/2023)
	10	vs Texas A&M (N) (09/30/2023)
PENALTIES	0	vs Texas A&M (N) (09/30/2023)
PENALTY YARDS	0	vs Texas A&M (N) (09/30/2023)
INTERCEPTIONS BY	0	Missouri (11/24/2023)
	0	at Florida (11/04/2023)
	0	at Alabama (10/14/2023)
	0	at Ole Miss (10/07/2023)
	0	BYU (09/16/2023)
PUNTS	1	at LSU (09/23/2023)
PUNTING AVG	39.8	BYU (09/16/2023)
LONG PUNT	45	FIU (11/18/2023)
PUNTS INSIDE 20	0	at Florida (11/04/2023)
	0	at Ole Miss (10/07/2023)
	0	vs Texas A&M (N) (09/30/2023)
LONG PUNT RETURN	0	Missouri (11/24/2023)
	0	Auburn (11/11/2023)
	0	Mississippi St. (10/21/2023)
	0	at LSU (09/23/2023)

OPPONENT TEAM GAME HIGHS

RUSHES	55	Auburn (11/11/2023)
YARDS RUSHING	354	Auburn (11/11/2023)
YARDS PER RUSH	6.5	at LSU (09/23/2023)
TD RUSHES	3	Missouri (11/24/2023)
PASS ATTEMPTS	42	at Florida (11/04/2023)
PASS COMPLETIONS	26	at Florida (11/04/2023)
YARDS PASSING	320	at LSU (09/23/2023)
YARDS PER PASS	11.3	at Alabama (10/14/2023)
TD PASSES	4	at LSU (09/23/2023)
TOTAL PLAYS	76	Auburn (11/11/2023)
TOTAL OFFENSE	517	Auburn (11/11/2023)
YARDS PER PLAY	8.8	at LSU (09/23/2023)
POINTS	48	Missouri (11/24/2023)
	48	Auburn (11/11/2023)
SACKS BY	7	vs Texas A&M (N) (09/30/2023)
FIRST DOWNS	32	Auburn (11/11/2023)
PENALTIES	8	Mississippi St. (10/21/2023)
PENALTY YARDS	65	Missouri (11/24/2023)
TURNOVERS	5	Western Caro. (09/02/2023)
PUNTS	8	Mississippi St. (10/21/2023)
PUNTING AVG	52.5	vs Texas A&M (N) (09/30/2023)
LONG PUNT	59	at Florida (11/04/2023)
	59	at Alabama (10/14/2023)
PUNTS INSIDE 20	3	at Florida (11/04/2023)
	3	Mississippi St. (10/21/2023)
LONG PUNT RETURN	82	vs Texas A&M (N) (09/30/2023)

2023 SEC RECAP

FINAL STANDINGS

EAST	SEC	PCT.	PF	PA	OVERALL	PCT.	PF	PA	HOME	AWAY	NTRL	VS. DIV.	TOP 25	TOP 10	STRK
#Georgia	8-0	1.000	302	135	13-1	.929	562	219	7-0	4-0	2-1	6-0	5-1	2-1	W1
Missouri	6-2	.750	287	185	11-2	.846	423	271	6-1	3-1	2-0	5-1	4-2	1-1	W4
Tennessee	4-4	.500	195	221	9-4	.692	413	264	6-1	1-3	1-0	3-3	1-3	0-2	W2
Florida	3-5	.375	244	269	5-7	.417	341	331	4-2	1-4	0-1	3-3	1-5	1-3	L5
South Carolina	3-5	.375	203	220	5-7	.417	312	316	5-2	0-4	0-1	2-4	1-4	0-1	L1
Kentucky	3-5	.375	198	233	7-6	.538	378	336	4-3	3-2	0-1	2-4	2-5	1-2	L1
Vanderbilt	0-8	.000	135	317	2-10	.167	274	434	2-4	0-6	0-0	0-6	0-4	0-1	L10

- Eastern Division Champion

WEST	SEC	PCT.	PF	PA	OVERALL	PCT.	PF	PA	HOME	AWAY	NTRL	VS. DIV.	TOP 25	TOP 10	STRK
%Alabama	8-0	1.000	266	161	12-2	.857	476	266	6-1	5-0	1-1	6-0	4-2	1-2	L1
Ole Miss	6-2	.750	225	215	11-2	.846	456	293	7-0	3-2	1-0	5-1	3-2	1-1	W3
LSU	6-2	.750	343	264	10-3	.769	592	364	7-0	2-2	1-1	4-2	1-3	0-2	W4
Texas A&M	4-4	.500	240	185	7-6	.538	433	287	6-1	0-4	1-1	3-3	0-5	0-2	L2
Auburn	3-5	.375	199	195	6-7	.462	340	294	3-4	3-2	0-1	2-4	0-4	0-2	L2
Mississippi State	1-7	.125	101	240	5-7	.417	262	319	4-4	1-3	0-0	1-5	0-3	0-0	L1
Arkansas	1-7	.125	160	258	4-8	.333	319	335	3-4	1-3	0-1	0-6	0-4	0-2	L1

% - Western Division Champion

vs. Top 25 - Record vs. teams in Top 25 (AP, USA Today) when game was played; Teams listed in alphabetical order unless tie-breaker applicable

Notes: The SEC led the nation in teams in the final CFP Top-25, Top-15, teams in the New Year's Six bowls and First-Team All-American selections in 2023

SEC BOWL RESULTS

TAXACT TEXAS BOWL

Texas A&M (23) vs. #20 Oklahoma State (31)

December 27 • NRG Stadium (70,000) • Houston, Texas • Attendance: 55,212

TAXSLAYER GATOR BOWL

Kentucky (35) vs. #22 Clemson (38)

December 29 • TIAA Bank Field (65,000) • Jacksonville, Fla. • Attendance: 40,132

GOODYEAR COTTON BOWL CLASSIC

#9 Missouri (14) vs. #7 Ohio State (3)

December 29 • AT&T Stadium (72,088) • Arlington, Texas • Attendance: 70,114

CHICK-FIL-A PEACH BOWL

#11 Ole Miss (38) vs. #10 Penn State (25)

December 30 • Mercedes-Benz Stadium (75,000) • Atlanta, Ga. • Attendance: 71,230

TRANSPerfect MUSIC CITY BOWL

Auburn (13) vs. Maryland (31)

December 30 • Nissan Stadium (69,143) • Nashville, Tenn. • Attendance: 50,088

CAPITAL ONE ORANGE BOWL

#6 Georgia (63) vs. #5 Florida State (3)

December 30 • Hard Rock Stadium (66,500) • Miami Gardens, Fla. • Attendance: 63,324

RELIAQUEST BOWL

#13 LSU (35) vs. Wisconsin (31)

January 1 • Raymond James Stadium (65,657) • Tampa, Fla. • Attendance: 31,424

CHEEZ-IT CITRUS BOWL

#21 Tennessee (35) vs. #17 Iowa (0)

January 1 • Camping World Stadium (65,000) • Orlando, Fla. • Attendance: 43,861

CFP SEMIFINAL AT THE ROSE BOWL

#4 Alabama (20) vs. #1 Michigan (27) [OT]

January 1 • Rose Bowl Stadium (92,542) • Pasadena, Calif. • Attendance: 96,371

ARKANSAS IN THE SEC & NATIONAL RANKINGS

CATEGORY	NATIONAL RANK	SEC RANK	VALUE
3rd Down Conversion Pct (130 ranked)	71	7	.383
3rd Down Conversion Pct Defense (130 ranked)	52	9	.373
4th Down Conversion Pct (130 ranked)	28	5	.625
4th Down Conversion Pct Defense (130 ranked)	54	7	.500
Blocked Kicks (62 ranked)			
Blocked Kicks Allowed (130 ranked)	1	1	0
Blocked Punts (21 ranked)			
Blocked Punts Allowed (128 ranked)	1	1	0
Completion Percentage (130 ranked)	34	8	.641
Defensive TDs (64 ranked)	1	1	5
Fewest Penalties (130 ranked)	71	5	.76
Fewest Penalties Per Game (130 ranked)	87	9	6.33
Fewest Penalty Yards (130 ranked)	71	8	665
Fewest Penalty Yards Per Game (130 ranked)	80	10	55.42
First Downs Defense (130 ranked)	29	6	226
First Downs Offense (130 ranked)	111	12	208
Fumbles Lost (130 ranked)	102	14	10
Fumbles Recovered (130 ranked)	95	7	5
Kickoff Return Defense (130 ranked)	114	13	23.22
Kickoff Returns (130 ranked)	36	5	21.74
Net Punting (130 ranked)	38	9	40.08
Passes Had Intercepted (130 ranked)	30	8	8
Passes Intercepted (129 ranked)	36	3	12
Passing Offense (130 ranked)	105	12	187.5
Passing Yards Allowed (130 ranked)	32	4	202.8
Passing Yards per Completion (130 ranked)	108	13	10.87
Punt Return Defense (130 ranked)	128	14	19.17
Punt Returns (130 ranked)	17	2	12.00
Red Zone Defense (130 ranked)	111	10	.894
Red Zone Offense (130 ranked)	15	3	.919
Rushing Defense (130 ranked)	74	10	154.4
Rushing Offense (130 ranked)	86	10	139.0
Sacks Allowed (130 ranked)	126	14	3.92
Scoring Defense (130 ranked)	77	12	27.9
Scoring Offense (130 ranked)	67	10	26.6
Tackles for Loss Allowed (130 ranked)	126	14	7.75
Team Passing Efficiency (130 ranked)	53	10	140.12
Team Passing Efficiency Defense (130 ranked)	91	10	140.97
Team Sacks (129 ranked)	39	7	2.42
Team Tackles for Loss (130 ranked)	30	6	6.3
Time of Possession (130 ranked)	45	4	30:44
Total Defense (130 ranked)	46	9	357.2
Total Offense (130 ranked)	105	13	326.5
Turnover Margin (130 ranked)	74	8	-0.08
Turnovers Gained (130 ranked)	69	7	17
Turnovers Lost (129 ranked)	61	11	18
Winning Percentage (130 ranked)	95	13	.333

2023 SEC RECAP

COACHES' SEC AWARDS

OFFENSIVE PLAYER OF THE YEAR

Jayden Daniels, LSU

DEFENSIVE PLAYER OF THE YEAR

Dallas Turner, Alabama

SPECIAL TEAMS PLAYER OF THE YEAR

Will Reichard, Alabama

FRESHMAN OF THE YEAR

Caleb Downs, Alabama

SCHOLAR-ATHLETE OF THE YEAR

Brady Cook, Missouri

JACOBS BLOCKING TROPHY

Sedrick Van Pran, Georgia

COACH OF THE YEAR

Elijah Drinkwitz, Missouri

COACHES' ALL-SEC TEAMS

FIRST TEAM OFFENSE

QB Jayden Daniels, LSU
RB Cody Schrader, Missouri
Quinshon Judkins, Ole Miss
WR Malik Nabers, LSU
Luther Burden III, Missouri
TE Brock Bowers, Georgia
OL JC Latham, Alabama
Javon Foster, Missouri
Will Campbell, LSU
Tate Ratledge, Georgia
C Sedrick Van Pran, Georgia
AP Ainius Smith, Texas A&M

FIRST TEAM DEFENSE

DL Darius Robinson, Missouri
James Pearce Jr., Tennessee
Justin Eboigbe, Alabama
Landon Jackson, Arkansas
LB Edgerrin Cooper, Texas A&M
Dallas Turner, Alabama
Nathaniel Watson, Mississippi State
DB Kool-Aid McKinstry, Alabama
Malaki Starks, Georgia
Kris Abrams-Draine, Missouri
Caleb Downs, Alabama*
Terrion Arnold, Alabama*

FIRST TEAM SPECIAL TEAMS

PK Will Reichard, Alabama
P Matthew Hayball, Vanderbilt
RS Ainius Smith, Texas A&M
KOS Cam Little, Arkansas
LS Hunter Rogers, South Carolina*
Kneeland Hibbett, Alabama*

SECOND TEAM OFFENSE

QB Carson Beck, Georgia
RB Ray Davis, Kentucky
Jarquez Hunter, Auburn
WR Brian Thomas, LSU
Xavier Legette, South Carolina
TE Caden Prieskorn, Ole Miss*
Trey Knox, South Carolina*
Rivaldo Fairweather, Auburn*
OL Tyler Booker, Alabama
Xavier Truss, Georgia
Emery Jones, LSU
Layden Robinson, Texas A&M
C Eli Cox, Kentucky
AP Barion Brown, Kentucky

SECOND TEAM DEFENSE

DL Mykel Williams, Georgia
Nazir Stackhouse, Georgia
Princely Umanmielen, Florida
Shemar Turner, Texas A&M
LB Harold Perkins, LSU
Smael Mondon, Georgia
Ty'Ron Hopper, Missouri
DB Maxwell Hairston, Kentucky
Jaylin Simpson, Auburn
Tykee Smith, Georgia
Kamari Lassiter, Georgia

SECOND TEAM SPECIAL TEAMS

PK Harrison Mevis, Missouri
P James Burnip, Alabama*
Max Fletcher, Arkansas*
RS Barion Brown, Kentucky
KOS Will Reichard, Alabama
LS Wesley Schelling, Vanderbilt

AP SEC AWARDS

OFFENSIVE PLAYER OF THE YEAR

u-Jayden Daniels, LSU

DEFENSIVE PLAYER OF THE YEAR

Nathaniel Watson, Mississippi State

COACH OF THE YEAR

Elijah Drinkwitz, Missouri

NEWCOMER OF THE YEAR

Caleb Downs, Alabama



LONDON JACKSON was a force on the Arkansas defensive line, earning First-Team All-SEC honors from the league's coaches after leading the Razorbacks in sacks (6.5) and tackles for loss (13.5).

AP ALL-SEC TEAMS

FIRST TEAM OFFENSE

WR u-Malik Nabers, LSU
Luther Burden III, Missouri
T Javon Foster, Missouri
JC Latham, Alabama
G Tate Ratledge, Georgia
Tyler Booker, Alabama
C u-Sedrick Van Pran, Georgia
TE u-Brock Bowers, Georgia
QB u-Jayden Daniels, LSU
RB u-Cody Schrader, Missouri
Ray Davis, Kentucky
PK Will Reichard, Alabama
AP Ainius Smith, Texas A&M

FIRST TEAM DEFENSE

DE James Pearce Jr., Tennessee
Darius Robinson, Missouri
DT Marcus Harris, Auburn
Deone Walker, Kentucky
LB Dallas Turner, Alabama
Edgerrin Cooper, Texas A&M
Nathaniel Watson, Mississippi State
CB Kris Abrams-Draine, Missouri
Kool-Aid McKinstry, Alabama
S Malaki Starks, Georgia
Jaylin Simpson, Auburn
P Matthew Hayball, Vanderbilt

SECOND TEAM OFFENSE

WR Xavier Legette, South Carolina
Brian Thomas, LSU
T Will Campbell, LSU
Gunner Britton, Auburn
G Joshua Braun, Arkansas
Cam'Ron Johnson, Missouri
C Cooper Mays, Tennessee
TE Rivaldo Fairweather, Auburn
QB Jalen Milroe, Alabama
RB Quinshon Judkins, Mississippi
Jaylen Wright, Tennessee
PK Harrison Mevis, Missouri
AP Barion Brown, Kentucky*
Xavier Legette, South Carolina*

SECOND TEAM DEFENSE

DE Princely Umanmielen, Florida
Landon Jackson, Arkansas
DT Justin Eboigbe, Alabama
Nazir Stackhouse, Georgia
LB Jett Johnson, Mississippi State
Chris Braswell, Alabama
Debo Williams, South Carolina
CB Terrion Arnold, Alabama
Maxwell Hairston, Kentucky
S Javon Bullard, Georgia
Caleb Downs, Alabama
P Jeremy Chrawshaw, Florida

*Ties; u-Unanimous

1964 NATIONAL CHAMPIONS



Front Row (L-R): 1. Gary Robinson; 2. Ronnie Mac Smith; 3. Tom McNelly; 4. Fred Marshall; 5. Jerry Welch; 6. Jim Finch; 7. Dick Hatfield; 8. Ken Hatfield; 9. Jim Lindsey; 10. Johnny Majors. Second Row: 11. Bill Ferrell; 12. Randy Stewart; 13. Jerry Jones; 14. Mike Jordan; 15. Tommy Sain; 16. Bobby Roper; 17. Jim Williams; 18. Larry Watkins; 19. Loyd Phillips; 20. Bobby Burnett; 21. Lee Johnson; 22. Melvin Gibbs; 23. Glen Ray Hines; 24. Mike Bender; 25. Jim Mackenzie. Third Row: 26. Lon Ferrell; 27. Merv Johnson; 28. Eddie Woodlee; 29. Martine Bercher; 30. Dick Cunningham; 31. Harry Jones; 32. Jimmy Johnson. Back Row: 33. Bobby Nix; 34. Richard Trail; 35. Tommy Burnett; 36. Guy Jones; 37. Joe Black; 38. Bill Gray; 39. Claud Smithey; 40. Jackie Brausuell; 41. Stu Berryhill; 42. Bobby Crockett; 43. Charles Daniel.

Without question, the proudest moment in the history of Arkansas Razorback football is the 1964 national championship. Head coach Frank Broyles led his 1964 team to an undefeated 10-0 regular season record and a 10-7 Cotton Bowl victory over Nebraska.

The 1964 national championship was historic not so much for who won but for when the title was awarded.

In 1964, seven different entities named a mythical national champion. The two most notable polls to fans at the time – The Associated Press and the United Press International – did not wait until after the bowl games to award their champion. Because of that, Alabama was named the national champ by the AP, UPI and Litkenhous groups. However, the Crimson Tide went on to lose 21-17 to Texas in the Orange Bowl and finish 10-1 on the year.

Arkansas remained the only undefeated team in the country at 11-0 with its victory over Nebraska. Two groups who waited until after the bowl games to name their champion – The Football Writers Association of America and the Helms Athletic Foundation – named Broyles' Razorbacks as national champs. Notre Dame and Michigan also were honored by lesser known polls. Both the AP (1965) and UPI (1974) eventually changed their procedure, choosing to wait until after the bowls to announce their final polls.

1964 GAME-BY-GAME

ARKANSAS 14, OKLAHOMA STATE 10 SEPT. 19, 1964 • LITTLE ROCK, ARK.

- The Hogs earned 235 yards rushing including touchdown runs by Jim Lindsey and Bobby Burnett.
- Arkansas staged a 64-yard game-winning drive in the third quarter to secure the victory.

ARKANSAS 31, TULSA 22 SEPT. 26, 1964 • FAYETTEVILLE, ARK.

- Arkansas scored 31 straight points after trailing 14-0 midway through the first quarter.
- Arkansas All-American linebacker Ronnie Caveness returned an interception for a touchdown and recovered a fumble in the win.

ARKANSAS 29, TCU 6 OCT. 3, 1964 • FORT WORTH, TEXAS

- The Razorbacks intercepted TCU six times in the victory including two thefts by defensive halfback Bill Gray.
- Arkansas quarterback Fred Marshall threw for 157 yards and scored a rushing touchdown.

ARKANSAS 17, BAYLOR 6 OCT. 10, 1964 • LITTLE ROCK, ARK.

- Arkansas racked up 342 yards of total offense.
- The Hogs collected six Baylor turnovers including three interceptions and three fumble recoveries.

ARKANSAS 14, TEXAS 13 OCT. 17, 1964 • AUSTIN, TEXAS

- Ken Hatfield's 81-yard punt return for a touchdown set the tone for the Arkansas victory.
- Arkansas linebacker Ronnie Caveness tallied 25 tackles against the Longhorns.

ARKANSAS 17, WICHITA STATE 0 OCT. 24, 1964 • LITTLE ROCK, ARK.

- Arkansas blanked the Shockers in the first of its school-record-tying five straight shutouts.
- Quarterback Fred Marshall ran for a score and passed to Jim Lindsey for another in the win.

ARKANSAS 17, TEXAS A&M 0 OCT. 31, 1964 • COLLEGE STATION, TEXAS

- The Arkansas defense limited Texas A&M to seven yards rushing in the final 30 minutes of the game.
- Arkansas offensive halfback Jack Brasuell scored twice on the ground in the win over the Aggies.

ARKANSAS 21, RICE 0 NOV. 7, 1964 • FAYETTEVILLE, ARK.

- Rice snapped the ball in Arkansas territory on only one play the entire game.
- Harry Jones returned an Owls' errant pass for a 35-yard touchdown.

ARKANSAS 44, SMU 0 NOV. 14, 1964 • FAYETTEVILLE, ARK.

- Arkansas racked up 340 yards in total offense.
- Ken Hatfield essentially cemented his national punt return crown by returning a punt 78 yards for a touchdown against the Ponies.

ARKANSAS 17, TEXAS TECH 0 NOV. 21, 1964 • LUBBOCK, TEXAS

- The Razorbacks tied a school record with their fifth straight shutout.
- Bobby Roper blocked two Texas Tech field goal attempts and recovered a fumble in the regular-season finale against the Red Raiders.

ARKANSAS 10, NEBRASKA 7 JAN. 1, 1965 • COTTON BOWL • DALLAS, TEXAS

- The Hogs' victory coupled with a loss by Alabama in the Orange Bowl established Arkansas as the only undefeated team in the nation. Both the Football Writers Association of America and the Helms Athletic Foundation voted Arkansas the 1964 national champion.
- Arkansas trailed 7-3 before mounting an 80-yard scoring drive in the fourth quarter to secure the win and the national crown.

NATIONAL AWARD WINNERS



#5 DARREN McFADDEN

Little Rock, Ark.
Running Back

2007 WALTER CAMP PLAYER OF THE YEAR
2007 DOAK WALKER AWARD
2007 SPORTING NEWS PLAYER OF THE YEAR
2007 UNANIMOUS FIRST TEAM ALL-AMERICAN
2006 DOAK WALKER AWARD
2006 CONSENSUS FIRST TEAM ALL-AMERICAN

McFADDEN'S HONORS

2007

- Walter Camp Player of the Year
- Doak Walker Award
- Heisman Trophy Runner-Up
- Unanimous First Team All-American
(AFCA, AP, CBSSports.com, College Football News, FWAA, Phil Steele, Pro Football Weekly, Rivals.com, Sporting News, Walter Camp)
- Sporting News Player of the Year
- Maxwell Award Finalist
- SEC Coaches Offensive Player of the Year
- First Team All-SEC (AP, Coaches)

2006

- Doak Walker Award
- Heisman Trophy Runner-Up
- Consensus First Team All-American
(AFCA, AP, CBSSports.com, FWAA, Rivals.com, Sports Illustrated, Pro Football Weekly, Scout.com, Walter Camp)
- Walter Camp Player of the Year Finalist
- Associated Press SEC Offensive Player of the Year
- SEC Coaches Offensive Player of the Year
- First Team All-SEC (AP, Coaches)
- SEC Co-Offensive Player of the Week (Nov. 24 vs. LSU)

2005

- First Team Freshman All-American
(FWAA, College Football News, ESPN.com, Rivals.com, Scout.com, Sporting News)
- SEC Freshman of the Year (AP, Coaches, College Football News)
- First Team All-SEC (AP, Coaches)
- ESPN.com SEC Newcomer of the Year
- College Football News All-SEC Team
- ESPN.com All-SEC Team
- Scout.com All-SEC Team
- SEC All-Freshman Team (Coaches, Sporting News)

McFADDEN IN THE ARKANSAS RECORD BOOK

CATEGORY	STAT	RANK
Rushing Attempts	785	1
Rushing Yards	4,590	3
Rushing Touchdowns	41	2
100-Yard Rushing Games	22	1



NATIONAL AWARD WINNERS



McFADDEN'S QUICK HITS

- Ranks third on the SEC career rushing list with 4,590 yards.
- One of three two-time winners of the Doak Walker Award (Ricky Williams, Texas, 1997-98 and Jonathan Taylor, Wisconsin, 2018-19).
- One of only three players in conference history to rush for 1,000 yards in his freshman, sophomore and junior seasons, along with former Razorback Alex Collins and Georgia great Herschel Walker.
- Averaged 120.8 yards rushing per game during his career, which ranks third all-time in the SEC.
- Ranks second in the SEC in career all-purpose yards with 5,881 and third in career yards per game average with 154.8.
- Ranks fourth in SEC single-season all-purpose yardage with 2,310 in 2007.
- Owns the two highest rushing totals in school history, with 1,830 yards in 2007 and 1,647 yards in 2006.
- Rushed for 100 yards or more a school-record 22 times in 38 career games, including 10 of 13 games in 2007.
- Averaged 129.8 yards per game in his career against ranked opponents (2,337 in 18 games).
- Boasted a rushing average of 120.8 per game in his Razorback career, including a 130.9 yard average in SEC games.



COLLEGE FOOTBALL IS BACK!


36 PACKED PREVIEW PAGES... AND ONLY 3 ON USC
PLUS: NASCAR'S NEW JUNIOR • TOTALLY CRUSHIN' ON THE NINERS •
THE FANTASY CHEAT SHEET YOU CAN'T LIVE WITHOUT (BUT YOU CAN TEAR OUT)



McFADDEN'S CAREER STATISTICS

	RUSHING				RECEIVING			PASSING					KICKOFF RETURNS			
	G/GS	ATT	YARDS	TD	REC	YARDS	TD	COMP	ATT	YARDS	TD	INT	NO.	YARDS	TD	LONG
2005	11/8	176	1,113	11	14	52	0	1	2	13	0	0	12	348	0	81
2006	14/14	284	1,647	14	11	149	1	7	9	69	3	1	10	262	1	92
2007	13/12	325	1,830	16	21	164	1	6	11	123	4	0	16	316	0	33
TOTAL	38/34	785	4,590	41	46	365	2	14	22	205	7	1	38	926	1	92

NATIONAL AWARD WINNERS



#31 GRANT MORGAN

Greenwood, Ark.
Linebacker

2021 BURLSWORTH TROPHY

MORGAN'S HONORS

2021

- Burlsworth Trophy
- Jason Witten Collegiate Man of the Year Finalist

2020

- Second Team All-American (*Walter Camp Foundation, AFCA*)
- Third Team All-American (*Phil Steele*)
- First Team All-SEC (*AP, Coaches*)
- Burlsworth Trophy Finalist



MORGAN'S QUICK HITS

- Earned the first Burlsworth Trophy in school history. Award is named for Razorback legend Brandon Burlsworth and is given annually to the nation's best player that started his career as a walk-on.
- Led a trio of linebackers who all surpassed the 100-tackle mark in 2021.
- In 2021, helped lead Arkansas to four trophies in a single season for the first time in school history, capturing the Southwest Classic, Golden Boot, Battle Line Rivalry and Outback Bowl trophies.
- Became the 16th Razorback in history to be named a Walter Camp Football Foundation All-American (second team) in 2020 along with a second-team All-American by AFCA and third-team by Phil Steele.
- Named a first-team All-SEC linebacker by both the AP and league coaches in 2020.
- Posted back-to-back 100-tackle seasons, including 111 in nine games during the pandemic-shortened season of 2020.
- His 12.3 tackles per game in 2020 led the nation.



MORGAN'S CAREER STATISTICS

DEFENSE	G/GS	U-A-T	TFL	SACK	FF/FR	INT
2017	12/0	22-16-38	3.5	1.0	1/0	0
2018	12/0	8-16-24	2.5	0.0	0/0	0
2019	12/0	9-30-39	3.0	1.0	0/0	0
2020	9/9	40-71-111	7.5	2.0	0/0	1
2021	13/13	41-60-101	7.0	0.5	0/0	1
TOTAL	58/22	120-193-313	23.5	4.5	1/0	2

NATIONAL AWARD WINNERS



#45 D.J. WILLIAMS

Little Rock, Ark.
Tight End

2010 JOHN MACKEY AWARD
2010 DISNEY SPIRIT AWARD

WILLIAMS' HONORS

2010

- John Mackey Award
- Disney Spirit Award
- Second Team All-American (*Scout.com, Sports Illustrated*)
- Third Team All-American (*AP*)
- First Team All-SEC (*AP, Coaches*)

2008

- First Team All-SEC (*AP*)


2007

- SEC All-Freshman Team



WILLIAMS' QUICK HITS

- Named the first Mackey Award winner in Arkansas history after becoming the school's first semifinalist in 2008.
- Finished the 2010 season with a team-leading 54 receptions for 627 yards and a career-high four touchdowns.
- Named to the All-SEC first team in 2010 after helping the Razorbacks be the only team in the country with a 3,000-yard passer, a 1,000-yard rusher and five 600-yard receivers.
- Finished his career with 152 receptions, at the time the second-highest total in school history and the most by a non-wide receiver; 1,855 receiving yards, which ranked eighth on the school's all-time list; and 10 touchdowns.
- Totaled three 100-yard receiving games in 2008, which is the most by a non-wide receiver in a season in school history.
- Tied with fellow tight end Hunter Henry for the most 100-yard receiving games by a non-wide receiver for a career in school history with four.



WILLIAMS' CAREER STATISTICS

RECEIVING	G/GS	REC.	YDS.	AVG.	TD	LG
2007	13/2	5	94	18.8	0	28
2008	12/8	61	723	11.9	3	76
2009	13/9	32	411	12.8	3	69
2010	13/13	54	627	11.6	4	46
TOTAL	51/32	152	1,855	12.2	10	76

NATIONAL AWARD WINNERS



#84 HUNTER HENRY

Little Rock, Ark.
Tight End

2015 JOHN MACKEY AWARD
2015 CONSENSUS FIRST TEAM ALL-AMERICAN

HENRY'S HONORS

2015

- John Mackey Award
- Consensus First Team All-American
(AFCA, AP, Athlon, ESPN.com, Phil Steele, Sporting News, USA Today, Walter Camp)
- Second Team All-American (Sports Illustrated)
- First Team All-SEC (AP, Coaches, Athlon, Phil Steele, ESPN.com, USA Today)

2014

- Second Team All-SEC (Coaches)
- All-SEC Honorable Mention (AP)
- CFPA Tight End of the Week Honorable Mention (Nov. 1)

2013

- Freshman All-American
(FWAA, Sporting News, Athlon, Phil Steele, College Football News)
- Second Team All-SEC (AP, Athlon, Phil Steele)
- SEC All-Freshman Team

HENRY'S QUICK HITS

- Became the second Razorback to win the John Mackey Award – awarded annually to the most outstanding tight end in college football – joining D.J. Williams (2010) and making Arkansas the first school to produce multiple winners.
- Totaled four 100-yard receiving games, equaling Williams' program record by a tight end.
- 93 of his 116 career receptions resulted in a first down or touchdown, for a conversion rate of 80 percent.
- His receptions on third down passing plays resulted in a first down or touchdown 97.4 percent of the time (36 first downs, two touchdowns).
- Led all FBS tight ends with 739 yards receiving on 51 receptions in 2015.
- Did not drop a single pass during the 2015 season.
- Topped SEC tight ends in first down catches each of his three seasons.



HENRY'S CAREER STATISTICS

RECEIVING	G/GS	REC.	YDS.	AVG.	TD	LG
2013	12/7	28	409	14.6	4	52
2014	12/8	61	723	11.9	3	76
2015	13/13	51	739	14.5	3	51
TOTAL	37/28	140	1,871	13.4	10	76

NATIONAL AWARD WINNERS



#3 JOE ADAMS

Little Rock, Ark.
Wide Receiver

2011 JOHNNY "THE JET" RODGERS AWARD
2011 CONSENSUS ALL-AMERICAN

ADAMS' HONORS

2011

- Johnny "The Jet" Rodgers Award
- First Team All-American (*Pro Football Weekly, FWAA, Sporting News*)
- Second Team All-American (*AP, Sports Illustrated, Walter Camp, Phil Steele*)
- First Team All-SEC (*AP, Coaches*)
- SEC Special Teams Player of the Year
- Paul Hornung Award Finalist
- Best Play ESPY Award Winner for his 60-yard punt return touchdown vs. Tennessee
- SEC Special Teams Player of the Week (Sept. 3)

2010

Second Team All-SEC (*AP*)



ADAMS' QUICK HITS

- Recorded four punt return touchdowns and averaged 16.89 yards per return in 2011.
- His return touchdown total tied the single-season SEC record; his average led the conference, ranked second in the NCAA and was the fourth-highest average in school history.
- Tied an SEC record with two punt return touchdowns in a game, a feat he accomplished in the season opener vs. Missouri State while breaking the Arkansas single-game punt return yardage record with 174.
- Concluded his career with five punt return touchdowns tied for third in SEC history – and an average of 15.83 yards per punt return that ranks second all-time at Arkansas.
- Ranks third on Arkansas' all-time career receptions list with 164.
- Fifth in school history with 2,410 career receiving yards, seven career 100-yard receiving games and 17 career receiving touchdowns.



ADAMS' CAREER STATISTICS

	G/GS	REC	RECEIVING			NO.	PUNT RETURNS			NO.	KICKOFF RETURNS		
			YARDS	TD	LG		YARDS	AVG.	TD		YARDS	AVG.	TD
2008	12/7	31	377	1	33	0	0	0.0	0	1	20	20.0	0
2009	10/7	29	568	7	78	1	0	0.0	0	2	41	20.5	0
2010	12/4	50	813	6	85	16	249	15.6	1	4	63	15.8	0
2011	13/11	54	652	3	67	19	321	16.9	4	0	0	0	0
TOTAL	47/29	164	2,410	17	85	36	570	15.8	5	7	124	17.7	0

NATIONAL AWARD WINNERS



#63 JONATHAN LUIGS

Little Rock, Ark.
Center

2007 RIMINGTON TROPHY
2007 CONSENSUS FIRST TEAM ALL-AMERICAN

LUIGS' HONORS

2007

- Rimington Trophy
- Jacobs Blocking Trophy
- Consensus First Team All-American
(FWAA, CBSSports.com, College Football News, Phil Steele, Rivals.com, Sporting News, Walter Camp)
- Second Team All-American (AP)
- First Team All-SEC (AP, Coaches)

2006

- Rimington Trophy Finalist
- Third Team All-American (AP)
- First Team All-SEC (AP, Coaches)

2005

- SEC All-Freshman Team



LUIGS' QUICK HITS

- Helped Arkansas lead the SEC and rank fourth in the nation in rushing (286.5), 17th in total offense (450.0) and 13th in scoring (37.3) in 2007.
- Helped clear the way for Darren McFadden, the Heisman Trophy runner-up and Doak Walker Award winner, to rush for 1,830 yards and 16 touchdowns and for All-American Felix Jones, who ran for 1,162 yards and 11 scores in 2007.
- In 2007, Arkansas set school records with 3,750 rushing yards on the season and ranked fourth in the nation, with 5,850 yards of total offense, and in scoring with 485 total points and 37.3 points per game.
- Led the offensive line with a 90.4 percent grade average including team-leading averages in run (86.1 percent) and pass (96.9 percent) blocking in 2007.



NATIONAL AWARD WINNERS



#70 LOYD PHILLIPS

Longview, Texas
Tackle

1966 OUTLAND TROPHY

1966 CONSENSUS FIRST TEAM ALL-AMERICAN

1965 CONSENSUS FIRST TEAM ALL-AMERICAN

PHILLIPS' HONORS

1966

- Outland Trophy
- Consensus First Team All-American (AFCA, AP, FWAA, Sporting News, Walter Camp)
- First Team All-SWC

1965

- Consensus First Team All-American (AFCA, AP, Walter Camp)
- First Team All-SWC

1964

- First Team All-SWC



PHILLIPS' QUICK HITS

- Finished his career with 304 tackles, including a 22-tackle performance against Tulsa.
- Made 100 stops in 1965 and 97 in 1966.



#64 BILL "BUD" BROOKS

Wynne, Ark.
Guard/Defensive Tackle

1954 OUTLAND TROPHY

1954 CONSENSUS FIRST TEAM ALL-AMERICAN

BROOKS' HONORS

1954

- Outland Trophy
- Consensus First Team All-American (AFCA, AP, FWAA, Walter Camp)
- First Team All-SWC

BROOKS' QUICK HITS

- Helped the Hogs win the SWC championship with an 8-3 record and earn a trip to the 1955 Cotton Bowl against Georgia Tech.
- MVP of the south team in the Senior Bowl.

ALL-AMERICANS

FIRST TEAM

1929	Wear Schoonover, End.....	GR, NYS
1936	Jack Robbins, QB	AABF
1937	Jim Benton, End.....	NANA
1948	Clyde Scott, TB	AFCA, AP
1954	Bud Brooks, OG/DT.....	AFCA, AP, FWAA, WC
1959	Jim Mooty, Back.....	AP
1960	Wayne Harris, LB.....	FWAA
1961	Lance Alworth, Back.....	FWAA
1962	Billy Moore, QB.....	FWAA
1963	Ronnie Caveness, LB.....	FN
1964	Ronnie Caveness, LB.....	AFCA, AP, FWAA, NEA, SN
1965	Glen Ray Hines, OT.....	AFCA, AP, FWAA, WC
	Bobby Crockett, End.....	FWAA
	Loyd Phillips, DT.....	AFCA, AP, WC
1966	Martine Bercher, S.....	AFCA, UPI
	Loyd Phillips, DT.....	AFCA, AP, FWAA, SN, WC
1968	Jim Barnes, OG.....	AP
1969	Rodney Brand, C.....	AP, FWAA, WC
	Cliff Powell, LB.....	AFCA
	Chuck Dicus, End.....	AFCA
1970	Bruce James, DE.....	FWAA
	Dick Bumpas, DT.....	AP, NEA
	Chuck Dicus, End.....	AFCA, AP, FN, WC
	Bill McClard, K.....	AFCA
1971	Bill McClard, K.....	FWAA, SN
1976	Steve Little, K/P.....	AFCA
1977	Leotis Harris, OG.....	AFCA, AP, WC
	Steve Little, K/P.....	AFCA, FWAA, SN
1978	Dan Hampton, DT.....	AFCA
	Jimmy Walker, DT.....	FWAA
1979	Greg Kolenda, OT.....	AFCA, AP, FWAA, WC
1981	Bruce Lahay, K/P.....	FWAA
	Billy Ray Smith Jr., DE.....	AFCA, AP, FWAA, SN, WC
1982	Steve Korte, OG.....	AFCA, AP, FWAA, SN
	Billy Ray Smith Jr., DE.....	AFCA, AP, FWAA, SN, WC
1983	Ron Fautrot, DE.....	UPI
1986	Greg Horne, P.....	AFCA
1987	Tony Cherico, NG.....	AFCA
1988	Wayne Martin, DT.....	AP, FWAA, SN
	Kendall Trainor, K.....	AFCA, AP, SN, WC
1989	Jim Mabry, OT.....	AFCA, AP, WC
1998	Brandon Burlsworth, OG.....	FN
2001	Jermaine Petty, LB.....	AAFF, AFCA
2002	Ken Hamlin, FS.....	CFN
	Shawn Andrews, OT.....	AFCA, CFN, CNNSI, ESPN.com, FWAA, SN
2003	Shawn Andrews, OT.....	AFCA, AP, CFN, CNNSI, ESPN.com, FWAA, SN, WC
2005	Felix Jones, KR/RB.....	CFN
2006	Darren McFadden, RB.....	AFCA, AP, CBS, FWAA, PS, PFW, SI, Scout, WC
2007	Jonathan Luigs, C.....	CBS, CFN, FWAA, PS, Rivals, SN, WC
	Felix Jones, KR/RB.....	PS, Rivals, Scout, WC
	Darren McFadden, RB.....	AFCA, AP, CBS, CFN, FWAA, PFW, PS, Rivals, SN, WC
2011	Joe Adams, PR/AP.....	PFW, FWAA, SN
2013	Travis Swanson, C.....	USA Today
2015	Hunter Henry, TE.....	AFCA, AP, Athlon, ESPN.com, PS, SN, USA Today, WC
	Sebastian Tretola, OG.....	SI
2016	Frank Ragnow, OL.....	PFF
2017	Frank Ragnow, OL.....	CBS, PFF
2022	Drew Sanders, LB.....	AP



A first-team All-American and the nation's top-graded center by Pro Football Focus in 2016 and 2017, **FRANK RAGNOW** was a three-year starter for the Razorbacks and team captain as a senior. He played in 42 games with 33 consecutive starts, participating in 2,603 snaps and never allowing a sack.

OTHER ALL-AMERICANS

1929	Wear Schoonover, End.....	2nd (UPI), 3rd (AP, INS)
1937	Jim Benton, End.....	2nd (ChP), 3rd (AP, CP)
1959	Jim Mooty, Back.....	3rd (NEA)
1979	Ish Ordonez, K.....	2nd (UPI)
1998	Brandon Burlsworth, OG.....	2nd (AP)
1999	Kenoy Kennedy, FS.....	3rd (AP)
	Anthony Lucas, SE.....	3rd (AP)
2006	Jonathan Luigs, C.....	3rd (AP)
	Stephen Parker, OG.....	2nd (SN)
	Tony Ugoh, OT.....	2nd (Rivals), 3rd (AP)
2007	Felix Jones, KR/RB.....	2nd (AP)
	Jonathan Luigs, C.....	2nd (AP)
	Robert Felton, OG.....	2nd (AP, PS, Rivals)
2010	D.J. Williams, TE.....	2nd (Scout, SI), 3rd (AP)
2011	Joe Adams, PR/AP.....	2nd (AP, PS, SI, WC)
2012	Cobi Hamilton, WR.....	3rd (AP, PS)
2013	Travis Swanson, C.....	2nd (CSM), 4th (PS)
2015	Alex Collins, RB.....	3rd (Athlon), 4th (PS)
	Hunter Henry, TE.....	2nd (SI)
	Sebastian Tretola, OG.....	2nd (AP, Athlon, SN)
2016	Frank Ragnow, OL.....	4th (PS)
	Dan Skipper, OL.....	2nd (AFCA)
2017	Frank Ragnow, OL.....	2nd (FWAA, PS), 3rd (AP)
2020	Grant Morgan, LB.....	2nd (WC, AFCA), 3rd (PS)
	Jalen Catalon, DB.....	3rd (PS)
2021	Montaric Brown, DB.....	3rd (PS)
	Treyton Burks, WR.....	2nd (PFF)
	Bumper Pool, LB.....	3rd (PS)
2022	Drew Sanders, LB.....	2nd (AFCA, FWAA, SN, WC)
	Beaux Limmer, OL.....	3rd (PFF)

ALL-AMERICANS

CONSENSUS

ALL-AMERICANS

- 1948 Clyde Scott, Back
- 1954 Bud Brooks, OG/DT*
- 1965 Glen Ray Hines, OT
Loyd Phillips, DT
- 1966 Loyd Phillips, DT*
- 1968 Jim Barnes, OG
- 1969 Rodney Brand, C
- 1977 Leotis Harris, OG
Steve Little, K/P
- 1979 Greg Kolenda, OT*
- 1981 Billy Ray Smith Jr., DE*
- 1982 Steve Korte, OG*
Billy Ray Smith Jr., OG*
- 1988 Wayne Martin, DT
Kendall Trainor, K
- 1989 Jim Mabry, OT
- 2002 Shawn Andrews, OT
- 2003 Shawn Andrews, OT*
- 2006 Darren McFadden, RB
- 2007 Jonathan Luigs, C
Felix Jones, KR/RB
Darren McFadden, RB*
- 2011 Joe Adams, PR/AP
- 2015 Hunter Henry, TE
- 2022 Drew Sanders, LB*

*indicates unanimous selection



A finalist for the Outland Trophy and Lombardi Award as a junior in 2003, **SHAWN ANDREWS** was also named the SEC's Offensive Player of the Year by College Football News and won the Jacobs Blocking Trophy as the SEC's best blocker for the second straight season.



In addition to winning the 2015 John Mackey Award, **HUNTER HENRY** earned first-team All-America nods from four of the five outlets used to determine which players receive consensus status – AFCA, Associated Press, The Sporting News and the Walter Camp Football Foundation.

AWARDS

ORGANIZATIONS LEGEND

- AABF** All-America Board of Football
- A AFF** All-American FB Foundation
- AFCA** American FB
Coaches Association
- AP** Associated Press
- CBS** CBSSports.com
- CFN** College Football News
- ChP** Charles Parker
- CNN SI** CNN Sports Illustrated
- CP** Central Press
- FN** Football News
- FWAA** Football Writers
Association of America
- GR** Grantland Rice
- INS** International News Service
- NANA** North American
Newspaper Alliance
- NEA** Newspaper Enterprise
Association
- NYS** New York Sun
- PFF** Pro Football Focus
- PFW** Pro Football Weekly
- PS** Phil Steele College Football
- SI** Sports Illustrated
- SN** Sporting News
- UPI** United Press International
- WC** Walter Camp Foundation

ALL-SEC SELECTIONS

FIRST TEAM

1992	Kirk Botkin, TE.....Coaches
	Pete Raether, P.....AP
1993	Henry Ford, DE.....AP, Coaches
	Orlando Watters, CB.....Coaches
1995	Madre Hill, RB.....AP, Coaches
	Mark Smith, LB.....AP, Coaches
	Steven Conley, DE.....Coaches
1998	Brandon Burlsworth, OG.....AP, Coaches
	Melvin Bradley, NG.....Coaches
	Zac Painter, S.....AP, Coaches
1999	Anthony Lucas, WR.....AP
	Kenoy Kennedy, FS.....Coaches
2000	Quinton Caver, LB.....AP, Coaches
2001	Jermaine Petty, LB.....AP
	Ken Hamlin, FS.....AP
2002	Fred Talley, RB.....Coaches
	Ken Hamlin, FS.....AP, Coaches
	Shawn Andrews, OT.....AP, Coaches
2003	Ahmad Carroll, CB.....Coaches
	Cedric Cobbs, RB.....AP, Coaches
	Shawn Andrews, OT.....AP, Coaches

	Tony Bua, LB/FS.....Coaches
2004	Jeb Huckleba, DE.....Coaches
2005	Darren McFadden, RB.....AP, Coaches
2006	Chris Houston, CB.....AP
	Darren McFadden, RB.....AP, Coaches
	Jamaal Anderson, DE.....AP, Coaches
	Jonathan Luigs, C.....AP, Coaches
	Keith Jackson, DT.....AP
	Sam Olajubutu, LB.....AP, Coaches
	Tony Ugoh, OT.....AP, Coaches
	Zac Tubbs, OT.....Coaches
2007	Darren McFadden, RB.....AP, Coaches
	Felix Jones, RB/KR.....AP, Coaches
	Jonathan Luigs, C.....AP, Coaches
	Mitch Petrus, OG.....Coaches
	Robert Felton, OG.....AP, Coaches
2008	D.J. Williams, TE.....AP
2009	Mitch Petrus, OG.....AP, Coaches
2010	D.J. Williams, TE.....AP, Coaches
	DeMarcus Love, OT.....AP, Coaches
	Knile Davis, RB.....AP
2011	Jake Bequette, DE.....Coaches

	Jarius Wright, WR.....AP, Coaches
	Joe Adams, WR/PR.....AP, Coaches
	Tyler Wilson, QB.....AP, Coaches
2012	Cobi Hamilton, WR.....AP, Coaches
2013	Travis Swanson, C.....AP
2014	Martrell Spaight, LB.....AP, Coaches
2015	Hunter Henry, TE.....AP, Coaches
	Sebastian Tretola, OG.....AP, Coaches
2016	Dan Skipper, OL.....AP, Coaches
	Rawleigh Williams III, RB.....AP
2020	Jalen Catalon, S.....AP
	Grant Morgan, LB.....AP, Coaches
2021	Montaric Brown, CB.....Coaches
	Treyton Burks, WR.....AP, Coaches
2022	Jake Bates, KOS.....Coaches
	Drew Sanders, LB.....AP, Coaches
	Raheim Sanders, RB.....AP
	Ricky Stromberg, C.....AP, Coaches
2023	Landon Jackson, DE.....Coaches
	Cam Little, KOS.....Coaches



KEN HAMLIN left as Arkansas' record holder for career tackles with 381. In 2000, he became the first Razorback freshman to lead the team in tackles. He was named a first-team All-American in 2002 and a two-time All-SEC first team (2001, '02) choice.



JARIUS WRIGHT became one of three Razorback wide receivers to top the 1,000-yard plateau in a single season when he totaled 1,117 receiving yards in 2011. He finished his career as Arkansas' all-time leading receiver with 2,934 yards.



In 2013, **ALEX COLLINS** became the first freshman in SEC history to begin his career with three straight 100-yard rushing games and the first true freshman in the FBS to do that since Oklahoma's Adrian Peterson in 2004.

ALL-SEC SELECTIONS

SECOND TEAM

1992	Kirk Botkin, TE.....AP
	Pete Raether, P.....Coaches
	Orlando Watters, CB.....Coaches
1993	Kirk Botkin, TE.....AP
	Isaac Davis, OG.....Coaches
1995	Tracy Cantlope, CB.....Coaches
	Steven Conley, DE.....AP
	Verl Mitchell, OG.....AP, Coaches
	Junior Soli, NG.....AP, Coaches
1996	Melvin Bradley, NG.....Coaches
	Russ Brown, OG.....Coaches
	C.J. McLain, DE.....Coaches
1997	Melvin Bradley, NG.....AP, Coaches
	Brandon Burlsworth, OG.....AP, Coaches
1998	Melvin Bradley, NG.....AP
	Kenoy Kennedy, FS.....AP
	Todd Latourette, K.....AP, Coaches
	Anthony Lucas, WR.....AP, Coaches
	C.J. McLain, DE.....AP
	Clint Stoerner, QB.....AP
1999	David Barrett, CB.....AP, Coaches
	Joe Dean Davenport, TE.....Coaches
	Kenoy Kennedy, FS.....AP
	Anthony Lucas, WR.....Coaches
	Clint Stoerner, QB.....AP
	Bobbie Williams, OT.....Coaches
2000	Richie Butler, P.....AP, Coaches
2001	Shawn Andrews, OT.....AP
	Tony Bua, LB/FS.....AP
	Carlos Hall, DE.....AP
	Kenny Sandlin, C.....AP
	Fred Talley, RB.....Coaches
2002	Tony Bua, LB/FS.....AP, Coaches
	Ahmad Carroll, CB.....Coaches
	Fred Talley, RB.....AP
2003	Tony Bua, LB/FS.....AP
	Caleb Miller, LB.....AP, Coaches
	Jason Peters, TE.....Coaches
	George Wilson, SE.....AP
2004	Matt Jones, QB.....Coaches
2005	Keith Jackson, DT.....AP
	Felix Jones, RB/KR.....Coaches
	Sam Olajubutu, LB.....AP
	Kyle Roper, C.....AP
2006	Felix Jones, RB/KR.....AP, Coaches
	Stephen Parker, OG.....AP
2007	Nate Garner, OT.....AP, Coaches
	Michael Grant, FS.....AP, Coaches
	Marcus Harrison, DT.....AP
	Matt Hewitt, SS.....AP
2008	Jeremy Davis, P.....AP
	Jonathan Luigs, C.....AP, Coaches
	Malcolm Sheppard, DE.....AP, Coaches
	Michael Smith, RB.....AP, Coaches
	D.J. Williams, TE.....Coaches
2009	Joe Adams, WR/PR.....AP
	Ryan Mallett, QB.....AP, Coaches
	Malcolm Sheppard, DE.....AP, Coaches
	D.J. Williams, TE.....Coaches
2010	Jake Bequette, DE.....AP, Coaches

	Knile Davis, RB.....Coaches
	Jerry Franklin, LB.....Coaches
	Ryan Mallett, QB.....AP, Coaches
	Tramain Thomas, S.....AP
2011	Alvin Bailey, OG.....AP, Coaches
	Dylan Breeding, P.....AP, Coaches
	Jerry Franklin, LB.....AP, Coaches
	Dennis Johnson, RB.....AP
2012	Dylan Breeding, P.....AP, Coaches
	Travis Swanson, C.....AP
2013	Trey Flowers, DE.....Coaches
	Hunter Henry, TE.....AP
	Zach Hocker, K.....AP
	Chris Smith, DE.....Coaches
	Travis Swanson, C.....Coaches
2014	Trey Flowers, DE.....Coaches
	Hunter Henry, TE.....Coaches
	Darius Philon, DT.....AP
	Jonathan Williams, RB.....AP
2015	Dan Skipper, OT.....AP, Coaches
	Alex Collins, RB.....AP, Coaches
	Drew Morgan, WR.....AP
2016	Frank Ragnow, OL.....AP
	Rawleigh Williams III, RB.....Coaches
2017	Frank Ragnow, OL.....AP
	De'Jon Harris, LB.....AP
2018	Hjalte Froholdt, OL.....AP
	De'Jon Harris, LB.....AP
2019	Treyton Burks, KR/PR.....Coaches
	De'Jon Harris, LB.....AP
2020	Treyton Burks, WR.....AP, Coaches
	Jalen Catalon, S.....Coaches
	Jonathan Marshall, DL.....AP
	Bumper Pool, LB.....Coaches
2021	Bumper Pool, LB.....AP, Coaches
	Ricky Stromberg, C.....AP
2022	Beaux Limmer, OG.....AP
	Dwight McGlothorn, LB.....Coaches
	Bumper Pool, LB.....Coaches
	Raheim Sanders, RB.....Coaches
	Dalton Wagner, OT.....AP
2023	Joshua Braun, OG.....AP
	Max Fletcher, P.....Coaches
	Landon Jackson, DE.....AP

ALL-FRESHMEN

1992	Oscar Malone, RB
1993	Don Struebing, C
	Mark Smith, LB
1994	Matt Wait, P
1995	Anthony Lucas, WR
	Russ Brown, OL
1996	D.J. Cooper, DL
1997	Randy Garner, LB
	Quentin Caver, LB
1998	Carlos Hall, DL
	Orlando Green, DB
1999	Cedric Cobbs, RB
	Richie Butler, P
2000	Richard Smith, WR
	Caleb Miller, LB

	Ken Hamlin, DB
2001	Shawn Andrews, OL
	Jeb Huckleba, LB
	Ahmad Carroll, DB
2004	Marcus Monk, WR
	Robert Felton, OL
	Matt Gilbow, OL
	Jeremy Davis, P
2005	Jonathan Luigs, OL
	Casey Dick, QB
	Darren McFadden, RB*
	Freddie Fairchild, LB
	Felix Jones, RS
2006	Ben Cleveland, TE
	Damian Williams, WR
	Wendel Davis, LB
2007	D.J. Williams, TE
	Damario Ambrose, DL
	Freddy Burton, LB
	Alex Tejada, PK
2008	Grant Cook, OL
	Jake Bequette, DL
	Zach Stadther, DL
	Jerry Franklin, LB
	Dennis Johnson, RS
2009	Tenarius Wright, DL
2010	Alvin Bailey, OL
	Travis Swanson, C
	Byran Jones, DL
	Zach Hocker, PK
2011	Trey Flowers, DL
	Tevin Mitchell, DB
	Marquel Wade, RS
2012	A.J. Turner, LB
	Otha Peters, LB
	Rohan Gaines, DB
2013	Hunter Henry, TE
	Denver Kirkland, OL
	Alex Collins, RB*
	Darius Philon, DL
2014	Frank Ragnow, C
2015	Dre Greenlaw, LB
	Rawleigh Williams III, RB
2016	McTelvin Agim, DL
	De'Jon Harris, LB
2017	De'Vion Warren, RS
2019	Treyton Burks, WR
2020	Jalen Catalon, S
	Hudson Henry, TE
	Brady Latham, OL
2021	Cam Little, K
	Raheim Sanders, RB
2022	Chris Paul Jr., LB
	Quincey McAdoo, DB
	Eli Stein, LS
2023	Andrew Chamblee, OL
	Jaylon Braxton, DB
	Isaiah Sategna, RS

*Freshman of the Year

SEC WEEKLY AWARDS

OFFENSIVE

- 1992** Todd Wright (Oct. 10)
1995 Madre Hill (Sept. 9)
 Madre Hill (Sept. 30)
 Madre Hill (Oct. 28)
1999 Clint Stoerner (Oct. 30)
 Clint Stoerner (Co) (Nov. 13)
2002 Fred Talley (Oct. 14)
2003 Cedric Cobbs (Sept. 6)
 Cedric Cobbs (Sept. 27)
2006 Darren McFadden (Co) (Nov. 24)
2007 Darren McFadden (Nov. 3)
 Casey Dick (Nov. 17)
 Darren McFadden (Nov. 23)
2008 Michael Smith (Oct. 11)
 Casey Dick (Nov. 1)
2009 Ryan Mallett (Nov. 7)
 Ryan Mallett (Nov. 21)
2010 Ryan Mallett (Sept. 18)
 Ryan Mallett (Oct. 30)
 Knile Davis (Nov. 6)
2011 Tyler Wilson (Co) (Oct. 1)
 Jarius Wright (Co) (Oct. 1)
 Dennis Johnson (Oct. 22)
 Tyler Wilson (Nov. 19)
2012 Cobi Hamilton (Co) (Sept. 22)
2014 Alex Collins (Sept. 13)
2015 Brandon Allen (Nov. 7)
2016 Austin Allen (Sept. 10)
 Rawleigh Williams III (Oct. 15)
 Rawleigh Williams III (Co) (Nov. 5)
 Rawleigh Williams III (Nov. 19)
2021 Treyton Burks (Sept. 27)
 Treyton Burks (Nov. 29)
2022 Raheim Sanders (Oct. 31)
 Raheim Sanders (Nov. 22)

DEFENSIVE

- 1992** Orlando Watters (Sept. 12)
 Kelvin Knight (Oct. 10)
1993 Darwin Ireland (Oct. 2)
 Orlando Watters (Nov. 27)
1995 Mark Smith (Sept. 16)
 Steven Conley (Nov. 4)
1998 Jeromy Flowers (Sept. 26)
 Kenoy Kennedy (Nov. 7)
 David Barrett (Nov. 28)
2000 Quinton Caver (Sept. 23)
 Quinton Caver (Nov. 16)
 Quinton Caver (Nov. 23)
2001 Ken Hamlin (Sept. 1)
 Jermaine Petty (Nov. 3)
2002 Tony Bua (Sept. 9)
 Ken Hamlin (Dec. 2)
2003 Caleb Miller (Sept. 13)
 Arrion Dixon (Nov. 1)
 Tony Bua (Nov. 8)
2006 Randy Kelly (Sept. 23)
 Chris Houston (Nov. 18)

- 2010** Tramain Thomas (Oct. 9)
 Jerry Franklin (Nov. 20)
 Jerico Nelson (Nov. 27)
2011 Jerry Franklin (Co) (Oct. 29)
2014 Martrell Spaight (Co) (Nov. 15)
2020 Joe Foucha (Co) (Oct. 5)
 Bumper Pool (Co) (Oct. 5)
 Grant Morgan (Co) (Oct. 19)
 Jalen Catalan (Nov. 9)
2021 Hayden Henry (Sept. 14)
2022 Hudson Clark (Oct. 18)
 Bumper Pool (Sept. 5)
 Drew Sanders (Sept. 12)
 Drew Sanders (Nov. 22)
2023 Lorando Johnson (Nov. 6)

SPECIAL TEAMS

- 2002** Tom Crowder (Oct. 28)
 David Carlton (Nov. 11)
2004 Pierre Brown (Nov. 20)
2006 Felix Jones (Oct. 21)
 Anthony Brown (Nov. 4)
2007 Felix Jones (Sept. 1)
2009 Dennis Johnson (Co) (Sept. 5)

- Dennis Johnson (Oct. 10)
2010 Joe Adams (Oct. 23)
2011 Joe Adams (Sept. 3)
 Zach Hocker (Oct. 29)
 Dennis Johnson (Nov. 5)
 Joe Adams (Nov. 12)
2012 Zach Hocker (Tri) (Oct. 13)
2013 Alan D'Appollonio (Sept. 14)
 Sam Irwin-Hill (Oct. 12)
2014 Sam Irwin-Hill (Nov. 22)
2016 Dan Skipper (Co) (Oct. 3)
2017 De'Vion Warren (Oct. 28)
2019 Connor Limpert (Sept. 26)
2021 Cam Little (Nov. 15)
2023 Cam Little (Nov. 6)

OFFENSIVE LINEMAN

- 2004** Kyle Roper (Nov. 13)
2006 Jonathan Luigs (Oct. 7)
 Stephen Parker (Oct. 28)
 Tony Ugoh (Nov. 11)
2007 Jonathan Luigs (Oct. 20)
 Mitch Petrus (Nov. 3)
 Nate Garner (Nov. 17)

- 2009** Mitch Petrus (Oct. 31)
2010 DeMarcus Love (Nov. 20)
2011 Alvin Bailey (Sept. 10)
2014 Sebastian Tretola (Oct. 25)
 Dan Skipper (Nov. 15)
2015 Sebastian Tretola (Oct. 3)
 Mitch Smothers (Oct. 31)
 Dan Skipper (Nov. 14)
2016 Dan Skipper (Sept. 10)
 Frank Ragnow (Sept. 17)
 Dan Skipper (Co) (Nov. 19)
2021 Ricky Stromberg (Sept. 20)
2022 Ricky Stromberg (Sept. 12)
 Ricky Stromberg (Nov. 22)
2023 Beaux Limmer (Nov. 6)

DEFENSIVE LINEMAN

- 2004** Arrion Dixon (Sept. 5)
 Jeremy Harrell (Sept. 25)
2005 Jamaal Anderson (Nov. 19)
2006 Jamaal Anderson (Oct. 7)
 Keith Jackson (Oct. 14)
2007 Damario Ambrose (Sept. 29)
2008 Adrian Davis (Oct. 11)
2009 Tenarius Wright (Oct. 3)
2011 Jake Bequette (Co) (Nov. 5)
2012 Chris Smith (Co) (Sept. 1)
 Trey Flowers (Oct. 6)
 Chris Smith (Co) (Nov. 3)
2013 Trey Flowers (Aug. 31)
 Chris Smith (Sept. 21)
2014 Trey Flowers (Sept. 20)
 Darius Philon (Nov. 22)
2015 Deatrich Wise Jr. (Nov. 27)
2016 Deatrich Wise Jr. (Sept. 3)
2021 Tre Williams (Sept. 27)
2022 Jordan Domineck (Sept. 5)

FRESHMAN

- 2005** Felix Jones (Sept. 3)
 Darren McFadden (Oct. 15)
 Darren McFadden (Oct. 22)
 Casey Dick (Nov. 12)
2006 Mitch Mustain (Sept. 16)
2008 Joe Adams (Sept. 6)
 Dennis Johnson (Nov. 28)
2011 Tevin Mitchell (Oct. 8)
2013 Alex Collins (Sept. 7)
 Alex Collins (Sept. 14)
2015 Dre Greenlaw (Oct. 24)
 Dre Greenlaw (Nov. 14)
2017 Chase Hayden (Aug. 31)
 Cole Kelley (Oct. 28)
2020 Hudson Clark (Oct. 19)
2021 Cam Little (Sept. 14)
 Cam Little (Nov. 8)
2023 Jaylon Braxton (Nov. 6)
 Isaiah Augustave (Nov. 20)



The first player in program history to win SEC Defensive Player of the Week multiple times in a season, **QUINTON CAVER** earned the honors three times in 2000. His final weekly honor in 2000 came after a 14-3 win over No. 24 LSU at War Memorial Stadium where he had a 33-yard interception return for a touchdown.

ALL-SWC SELECTIONS (1915-91)

HB Gary Adams (1966-68)	C Elbert Crawford (1989)	DE Ivan Jordan (1973-75)	C Ron Revard (1971)
B Lance Alworth (1960-61)	QB *Steve Creekmore Sr. (1910)	OT Mike Kelson (1970-71)	DT Jon Rhiddlehoover (1973)
RB Gary Anderson (1982)	E Bobby Crockett (1965)	T Rick Kersey (1969)	LB Danny Rhodes (1971, 1973)
S Steve Atwater (1986, 1988)	T Dick Cunningham (1966)	OT Greg Koch (1975)	NG Richard Richardson (1982)
HB Herman Bagby (1924)	FB Jack Dale (1930)	OT Greg Kolenda (1978-79)	QB Jack Robbins (1936)
E Alton Baldwin (1946)	QB Gene Davidson (1917, 1919)	OG Steve Korte (1981-82)	E Bobby Roper (1965)
G Jim Barnes (1968)	RB David Dickey (1966-67)	C Richard LaFargue (1975)	E Glen Rose (1927)
WR Teddy Barnes (1975)	E Chuck Dicus (1968-70)	K Bruce Lahay (1981)	E Paul Rucker (1933)
FB Garland Beavers (1928)	E Jay Donathan (1957)	E Jerry Lamb (1963-64)	T Ernest Ruple (1967)
G Mike Bender (1965)	G Jerry Dossey (1969)	S Greg Lasker (1985)	E Floyd Sagely (1953)
E Jim Benton (1936-37)	HB Kay Eakin (1939)	K Steve Little (1974-75, 1977)	S Howard Sampson (1977)
T W.R. Benton Jr. (1934)	RB Jerry Eckwood (1975)	T Charles Lively (1946)	QB Kevin Scanlon (1979)
C Jay Bequette (1982)	OG Marcus Elliott (1983-84)	DB Vaughn Lusby (1977-78)	E Wear Schoonover (1929)
S Martine Bercher (1966)	T *Dan Estes (1913)	OT Jim Mabry (1988-89)	E Mike Schumchyk (1944)
E Clifford Blackburn (1924)	FS Kevin Evans (1979-80)	QB Fred Marshall (1964)	T Brad Scott (1926)
LB Mike Boschetti (1970)	WR Robert Farrell (1979)	DB Patrick Martin (1977)	B Clyde Scott (1946-48)
HB Danny Brabham (1962)	DE Ron Fautot (1983)	DT Wayne Martin (1988)	DT Michael Shepherd (1988-89)
HB Jesse Branch (1962)	QB Joe Ferguson (1971)	HB *Russell May (1913)	SE James Shibest (1984, 1986)
C Rodney Brand (1968-69)	RB Ike Forte (1974-75)	T Jerry Mazzanti (1962)	OT Gerald Skinner (1975-76)
HB Jack Brasuell (1965-66)	LB Lynn Garner (1968)	LB Hal McAfee (1975)	T Billy Ray Smith Sr. (1956)
QB Jon Brittenum (1965-66)	G Dean Garrett (1961)	K Bill McClard (1970-71)	DE Billy Ray Smith Jr. (1981-82)
DT Bud Brooks (1954)	C Melvin Gibbs (1966)	QB Lamar McHan (1951-53)	DB Rollen Smith (1973)
DT Dick Bumpas (1970)	C Bob Griffin (1951)	DE Johnnie Meadors (1975)	C Bill Spivey (1934)
DT Earl Buckingham (1982)	QB Quinn Groveby (1988)	T John Measel (1933)	OG George Stewart (1979)
TB Bill Burnett (1969-70)	DT Dan Hampton (1978)	FB *Clinton Milford (1909)	C Randy Stewart (1965)
B Bobby Burnett (1965)	E Hartford Hamilton (1966-67)	OT Alfred Mohammed (1982)	HB Terry Stewart (1969)
E Tommy Burnett (1966)	OG Ronnie Hammers (1970)	B Billy Moore (1962)	OG/C R.C. Thielemann (1975-76)
S Bo Busby (1975)	T Dave Hanner (1950-51)	FB Henry Moore (1954-55)	G Ray Trail (1962)
QB Ron Calcagni (1977)	E Harry Hansard (1921)	DB Jerry Moore (1970)	K Kendall Trainor (1988)
NG Mike Campbell (1975)	OG Leotis Harris (1977)	B Jim Mooty (1958-59)	HB Tommy Trantham (1965-67)
E Preston Carpenter (1955)	LB Wayne Harris (1959-60)	QB Bill Montgomery (1970)	G Clyde Van Sickle (1928)
LB Ronnie Caveness (1963-64)	HB Ken Hatfield (1964)	TE Pat Morrison (1970)	DT Jimmy Walker (1975-78)
NG Tony Cherico (1985-87)	C Mark Henry (1991)	TB Dickey Morton (1972-73)	CB Danny Walters (1982)
K Tommy Cheyne (1975)	T Glen Ray Hines (1964-65)	FB Tom Murphy (1933)	T Jim Williams (1964-65)
OG Freddie Childress (1986, 1988)	T *Percy Hinton (1912)	FB Gerald Nesbitt (1956-57)	LB Rickey Williams (1987)
T John Childress (1961)	C *Phil Huntly (1911)	K Ish Ordonez (1979-80)	HB Ben Winkelman (1921)
QB George Cole (1927)	LB Larry Jackson (1977-78)	OLB Kerry Owens (1988)	TE Billy Winston (1988)
C James Coleman (1919)	T Charlie Jamerson (1921)	OG Limbo Parks (1985)	K Todd Wright (1989)
E Jimmy Collier (1960-61)	E Bruce James (1970)	G Leon Pense (1943)	CB Kevin Wyatt (1984)
CB Anthony Cooney (1989)	CB Michael James (1991)	T *Stanley Phillips (1909)	LB Bert Zinamon (1983)
G David Cooper (1967)	T Gus Japp (1925)	T Loyd Phillips (1964-66)	(First team selections only)
E Charles Corgan (1923)	G Jim Johnson (1964)	LB Cliff Powell (1968-69)	*Arkansas joined the Southwest
TB Ben Cowins (1976-78)	WB Harry Jones (1965)	G Tom Reed (1971-72)	Conference in 1914
P Steve Cox (1979-80)	E Ronnie Jones (1971)	E Mike Reppond (1971)	



LAMAR McHAN, who led the SWC in passing in 1953, was a three-time All-Southwest Conference selection from 1951-53.



BILLY RAY SMITH SR. earned first-team All-Southwest Conference honors in 1956.



BILLY RAY SMITH JR. made the All-Southwest Conference first team in 1981 and 1982.

RETIRED NUMBERS

The ultimate honor is to have your jersey number retired, and in the 122 years the Razorbacks have been on the football field, only two players have had the honor bestowed upon them. Clyde Scott (No. 12) and Brandon Burlsworth (No. 77) wore numbers no future Razorback will.

12

CLYDE "SMACKOVER" SCOTT

Halfback | 1946-49
Smackover, Arkansas | Smackover High School

77

BRANDON BURLSWORTH

Guard | 1994-98
Harrison, Arkansas | Harrison High School



Following a glamorous career in the 1940s, the athletic department decided to retire No. 12. Nicknamed "Smackover" for his hometown, Clyde Scott made a name for himself in 1948, winning the silver medal in the hurdles at the Olympic Games in August and then reporting to football practice, where he would earn All-America honors during his senior year.

Scott rushed for 1,463 yards during his career for a school record at the time. In 1948 he had an impressive 7.0 yards-per-carry average, gaining 670 yards on 95 attempts. Scott was the first Razorback athlete to win an Olympic medal as most of Arkansas' track success didn't come until 1978 with the arrival of John McDonnell.

When Arkansas was recruiting Steve Little, coach Frank Broyles asked Scott if Little could wear his retired No. 12. Scott graciously agreed and Little went on to an All-American career. Scott passed away in Little Rock, Arkansas, on Jan. 30, 2018, at the age of 93.



The athletics department did not see fit to retire another football jersey until after the 1998 campaign, when the No. 77 worn by Razorback All-American offensive guard Brandon Burlsworth was retired.

One of the most inspiring stories in Razorback history, Burlsworth joined the Razorbacks in 1994 as a walk-on. Following a redshirt year, he earned a scholarship with his work ethic in the weight room. After serving as a backup guard for the 1995 SEC Western Division champions, he earned a starting position in the spring of '96 and never yielded it. He went on to start 34 consecutive games, concluding with the Florida Citrus Bowl on Jan. 1, 1999.

Burlsworth was an All-SEC offensive guard in 1997. In 1998 he not only earned all-conference honors, but was named a first-team All-American by The Football News. He was the leader of an offensive line that helped the Razorback offense score more points than it had since 1970 and produce more yards than it had since the 1989 season.

In the classroom, Burlsworth was equally astounding. He earned his bachelor's degree in marketing management in 1997 and immediately went to work on his master's in business administration. In December 1998, Burlsworth completed his master's requirements to become the first Razorback football player to complete a master's degree before playing in his final game.

Burlsworth was drafted in the third round by the Indianapolis Colts, but tragically died in an automobile accident less than two weeks later. The entire state of Arkansas was stunned and head coach Houston Nutt recommended that Burlsworth's jersey be retired. Athletics director Frank Broyles quickly agreed.

HONORS

NATIONAL FOOTBALL FOUNDATION & COLLEGE FOOTBALL HALL OF FAME

1954 Hugo Bezdek (HC)
1967 Wear Schoonover (P)
1971 Clyde Scott (P)
1983 Frank Broyles (HC)
1984 Lance Alworth (P)
1987 Johnny Majors (AC)
1992 Loyd Phillips (P)
1997 Bowden Wyatt (HC)
1999 Chuck Dicus (P)
2000 Billy Ray Smith Jr. (P)
2001 Barry Switzer (AC)
2003 Doug Dickey (AC)
 Hayden Fry (AC)
2004 Wayne Harris (P)
 Tracy Rocker (AC)
2008 Lou Holtz (HC)
2010 Ronnie Caveness (P)
2012 Jimmy Johnson (P/AC)
2017 Danny Ford (HC)
2019 Darren McFadden (P)
2024 Dan Hampton (P)
 (HC) - Head Coach; (AC) - Assistant Coach; (P) - Player

ARKANSAS SPORTS HALL OF FAME

Established in January 1959 to honor individuals who have made a special contribution to athletics in Arkansas.

1959 Jim Lee Howell, football
 Wear Schoonover, football
1960 Jim Benton, football
 John Barnhill, football, college athletics
 Steve Creekmore, football, golf
1961 Hugo Bezdek, football, baseball
1963 Clyde Scott, football, track
 George Cole, football, college athletics
 Russell May, football
1964 Glen Rose, basketball, football
 Dan Estes, football
1965 Gordon Carpenter, basketball
 Tom Murphy, basketball, football
 J.L. Carter, football
1966 Francis Schmidt, football
1967 Frank Broyles, football, college athletics
1968 Howard "Red" Hickey, football
 Gene "Sodie" Davidson, football
1970 Melvin McGaha, baseball, basketball, football
 Fred Thomsen, football
1971 Wilson Matthews, football
 Pat Summerall, football
1972 Maurice "Footsie" Britt, football
 Dave Hanner, football
 Boyd Cypert, college athletics
1973 Ray Hamilton, football
 Sam Coleman, high school athletics
1974 Jack Robbins, football
1975 Miller Barber, golf
 Lamar McHan, football
1976 Billy Ray Smith, Sr., football
1977 Leon "Muscles" Campbell, football
 Tom Pickell, basketball
1978 Fred Williams, football
1979 Lance Alworth, football
 Johnny Adams, basketball
1980 Barry Switzer, football
1981 Clifford Shaw, officiating
 Jim Moaty, football
 Wayne Harris, football
1982 Aubrey "Cobb" Fowler, football, track

1983 Milan Creighton, football
 Lou Holtz, football
 Eddie Sutton, basketball
1984 Fred Akers, football
 Kay Eakin, football
1985 Eugene Lambert, basketball
 Floyd Sagely, football
1986 Loyd Phillips, football
 W. Howard Pearce, football, stadium management
1987 John McDonnell, track
 Jim Lindsey, football
 Alton Baldwin, football
1988 George Kok, basketball
 Dwight Sloan, football
 Lewis Carpenter, football
1989 Ken Hatfield, football
 Harold Horton, football
 Brad Scott, football
 R.H. Sikes, golf
1990 Henry Moore, football
1991 Norm DeBriyn, baseball
 Pat Foster, basketball
 Gerald Nesbitt, football
1992 Preston Carpenter, football
 Dan Hampton, football
1993 Sidney Moncrief, basketball
 Buddy Bob Benson, football
1994 Joe Ferguson, football
 Ron Brewer, basketball
 Ike Poole, football, basketball
1995 Billy Ray Smith Jr., football
 Chuck Dicus, football
1996 Bill Burnett, football
 Kevin McReynolds, baseball
 Raymond Peters, football
1997 Bill Montgomery, football
 Billy Moore, football
 Mike Conley, track
1998 Nolan Richardson, basketball
 Marvin Delph, basketball
 Jimmy Johnson, football
 Firmon Bynum, football
1999 Ronnie Caveness, football
 Jerry Jones, football
2000 Tommy Boyer, basketball
 Bobby Burnett, football
2001 Orville Henry, journalism
 Jerry Lamb, football
 Ken Turner, football
2002 Steve Atwater, football
 Brandon Burlsworth, football
 Joe Kleine, basketball
 Cliff Powell, football
2003 O'Neale Adams, football
 Louis Schaufele, football, baseball
 Darrell Walker, basketball
2004 Jesse Branch, football
 Bud Campbell, journalism
 Bud Canada, football
 Steve Cox, football
 Wayne Martin, football
2005 William "Bud" Brooks, football
 Scott Hastings, basketball
2006 Gary Anderson, football
 John Daly, golf
 Paul Eells, television and radio play-by-play
 Fred Grim, basketball
 Bettye Fiscus Dickey, basketball
2007 Bobby Crockett, football
 Tom Pagnozzi, baseball
 George Walker, football
 Jim Elder, journalism
2008 Todd Day, basketball
 Bruce James, football
 Jon Richardson, football
2009 Martine Bercher, football

R.C. Thielemann, football
 Corliss Williamson, basketball
 Jarrell Williams, football
2010 Bill Ferrell, trainer, baseball coach
 Leotis Harris, football
 Scotty Thurman, basketball
 1964 National Championship football team
2011 Dick Bumpas, football
 Jerry Carlton, basketball
 Ben Cowins, football
 Quinn Grove, football
 Cliff Horton, football
 Cliff Lee, baseball
2012 Harry Jones, football
 Lee Mayberry, basketball
 U.S. Reed, basketball
 Bob Ford, football
 1994 National Championship basketball team
2013 Stacy Lewis, golf
 Frank O'Mara, track and field
2014 David Bazzel, football
 Gary Blair, women's basketball coach
 Dennis Winston, football
2015 Pat Bradley, basketball
 Ron Calcagni, football
 Stephen Jones, football
 Christy Smith, basketball
 Bowden Wyatt, football coach
2016 Greg Koch, football
 Fred Marshall, football
 Almer Lee, basketball
 Niall O'Shaughnessy, track
2017 Larry Jackson, football
 Darren McFadden, football
2018 Shawn Andrews, football
 Jerry Eckwood, football
 Brison Manor, football
 Kevin Scanlon, football
 Dean Weber, trainer
2019 Gary Adams, football
 Madre Hill, football
 Dave Van Horn, baseball
 Jerry Jones Jr., football
 Houston Nutt, football
2020 Veronica Campbell Brown, track & field
 Jim Counce, basketball
 Ike Forte, football
 Anthony Lucas, football
 Gus Malzahn, football
 Ron Marvel, basketball
 John Tate, basketball
2021 Lisa Cornwell, golf
 Lance Harter, track
 Tim Horton, football
 Joe Johnson, basketball
 Johnny Ray, baseball
2022 Corey Beck, basketball
 Barry Foster, football
 Tyson Gay, track & field
 Matt Jones, football
 Brad Taylor, football
 Tommy Brasher, football
 Jeff King, baseball
 Glen Ray Hines, football
 Jimmy Walker, football
2024 Peyton Hillis, football
 Ryan Mallett, football
 Jason Peters, football

(Only inductees that coached, played or were closely affiliated with University of Arkansas athletics are listed)

COTTON BOWL HALL OF FAME

1999 Frank Broyles
2001 Loyd Phillips
2005 Lance Alworth
2010 Warren Lyles
2012 Jim Williams
2016 Fred Marshall
2018 Houston Nutt
2020 Jerry Jones

PRO FOOTBALL HALL OF FAME

1978 Lance Alworth
2002 Dan Hampton
2017 Jerry Jones
2020 Steve Atwater
 Jimmy Johnson

UNIVERSITY OF ARKANSAS SPORTS HALL OF HONOR

The University of Arkansas Sports Hall of Honor was established in 1988 as a means of honoring the all-time great athletes and coaches that have done so much in establishing a tradition of excellence in University of Arkansas athletics. Only former Razorback letterwinners are allowed to vote.

1988
 Lance Alworth Sidney Moncrief
 John Barnhill Glen Rose
 Frank Broyles Clyde Scott

1989
 Jim Benton Wilson Matthews
 George Cole Kevin McReynolds
 Wayne Harris Wear Schoonover

1990
 Miller Barber Loyd Phillips
 Mel McGaha Jack Robbins
 John McDonnell Jim Lee Howell

1991
 Leon Campbell Dan Hampton
 Mike Conley Dave Hanner
 Norm DeBriyn Fred Williams

1993
 Ron Brewer Lamar McHan
 Chuck Dicus Pat Summerall
 Joe Ferguson

1994
 George Kok Bettye Fiscus
 Maurice Britt Billy Ray Smith Sr.
 Bill Ferrell Niall O'Shaughnessy
 Steve Little John Daly

1995
 Bill Burnett Tim Lollar
 Ken Hatfield J. William Fulbright
 Eddie Sutton Bud Brooks
 R.H. Sikes

1996
 Preston Carpenter Billy Moore
 Bob Cheyne Nolan Richardson
 Joe Falcon Barry Switzer
 Eugene Lambert Melody Sye
 Bill Montgomery

1997
 Harold Horton Frank O'Mara
 Jim Moaty Jim Lindsey
 Lon Farrell Henry Moore
 Billy Ray Smith Jr. Floyd Sagely
 Johnny Ray

HONORS

1998 Steve Atwater Marvin Delph Paul Donovan Bev Lewis	Eddie Bradford Ike Poole Steve Creekmore Sr.	2009 Shawn Andrews Richard Bell Ron Calcagni Veronica Campbell-Brown	Dr. Jim Counce Alistair Cragg Billy Joe Moody Tom Pucci	2019 Mike Bender Tony Chericco Bill Dorothy Greg Kolenda Jim Mabry Ruthie Miller Krystal Osborne	Maria Pavlidou Dean Pryor Tag Ridings James "Doc" Sexton Tim Siegel Gerald Skinner Shelly Wallace	KICKERS Steve Cox Steve Little	Pat Summerall
1999 Fred Akers Tommy Boyer Ronnie Caveness Jimmy Johnson Gordon Long	Gerald Nesbitt Tom Pagnozzi Stanley Redwine George Walker	2010 Bubba Carpenter Milan Creighton Ike Forte Karen Gorham Greg Koch Kevin Scanlon	U.S. Reed Tracy Robertson Terry Don Phillips Erick Walder Jim Williams	2020 Corey Beck Jon Brittenum Ralph Kraus	Amanda McCurdy Darren McFadden Ken Turner	ALL-DECADE TEAMS 2010-19 OFFENSE TE Hunter Henry T Dan Skipper G Frank Ragnow C Travis Swanson G Sebastian Tretola T DeMarcus Love WR Joe Adams WR Jarius Wright QB Ryan Mallett RB Knile Davis RB Alex Collins K Zack Hocker	
2000 Jesse Branch Bobby Burnett Lew Carpenter Delmonica DeHorney Howard "Red" Hickey	Jeff King Joe Kleine Tom Murphy Dean Weber	2011 Gary Adams Steve Cox Jessica Koch Dailey Fred Grim Almer Lee	Brison Manor Jr. Jessica Field Phelan Godfrey Siamusiye Pat Serret Jimmy Walker	2021 Robert Farrell Clint McDaniel Sandi Morris	Tiffany Woolley Moyer George Stewart Brian Wellman	2010-19 DEFENSE E Jake Bequette T Darius Philon T McTelvin Agim E Trey Flowers LB Jerry Franklin LB De'Jon Harris OLB Martrell Spaight CB Tevin Mitchell CB Henre' Toliver S Tramain Thomas S Kamren Curl P Dylan Breeding	
2001 Alton Baldwin Jim Bone Deena Drossin Pat Foster Quinn Grovey	Glen Ray Hines Cliff Powell Reuben Reina Jarrell Williams	2012 Edrick Floreal Andrew Lang Bruce Maxwell Bill McClard Clyde Rhoden	Ronn Reynolds Jodi Rittenhouse Lisa Sparks Terry Stewart Dennis Winston	2022 Joe Adams Bill Bakewell Gary Blair Ruth Cohoon Ray Doakes	Katherine Grable Ron Huery Andy Skeels Dale White		
2002 Todd Day Bobby Crockett Martine Bercher Rick Schaeffer Deane Pappas	Amber Nicholas Shirey Harold E. "Sonney" Henson Ronnie Underwood Ray Hamilton	2013 Charles Balentine Don Christian Greg D'Alexander Calvin Davis Barry Foster	Edel Hackett Cheryl McArton Ward Dickey Morton Buddy Sutton	2023 Marc Brumble Taylor Ellis-Watson Lenzie Howell Oskar Johansson Felix Jones	Honey Marsh Houston Nutt David Swain Kimberly Wilson Jenkins		
2003 Johnny Adams Gary Anderson Bud Canada Chip Hooper Fred Marshall	Jerry Mazzanti Cynthia Moore Scott Tabor Corliss Williamson	2014 Pat Bradley Freddie Childress Shameka Christon Robert Cox Graham Hood	Kenoy Kennedy Stacy Lewis Pat Morrison Louis Ramsay	2024 Ravin Caldwell Alex Collins Matt Hemingway Matt Jones Kareem Reid <i>(Only inductees that coached, played or were closely affiliated with University of Arkansas athletics are listed)</i>	Dave Van Horn Devon Wallace David Walling Wendi Willits 		
2004 Brandon Burlsworth Jerry Carlton Peter Doohan Harry Jones Jerry Jones	Seneca Lassiter Wayne Martin Lee Mayberry Tracy Webb Rice	2015 DeeDee Brown-Campbell Niall Bruton Robin Ford Lynn Garner Derek Hood	Steve Korte Mike Loggins Ron Meyer Kendall Trainor	ALL-CENTURY TEAM <i>Selected by fan ballot prior to the 1994 season as part of the UA football centennial celebration.</i>			
2005 Dick Booth Bill Gray Leotis Harris Scott Hastings Steve Krueger	Jerry Lamb Jon Richardson Christy Smith R.C. Thielemann	2016 Gregory Lasker Oliver Miller Lou Holtz Kenderick Moore Roddie Haley	Christin Wurth-Thomas Tammy Kincaid Dustin Tom Pickell Danny Rhodes	OFFENSIVE LINEMEN Bud Brooks Freddie Childress Leotis Harris	Glen Ray Hines Steve Korte R.C. Thielemann		
2006 Scott Bull Dick Bumpas Jay Donathan Ron Hightower Bobby Proctor	Louis Schaufele Martin Terry Amy Yoder Begley Lance Harter	2017 Bo Busby Louis Campbell Troy Eklund Ken Hamlin Madre Hill	Chin Bee Khoo Jack O'Keefe Melvin Lister Amy Wright	RECEIVERS Jim Benton Bobby Crockett	Chuck Dicus Wear Schoonover		
2007 Jim Barnes Jackie Brasuell Ben Cowins Megan Flowers Dean Garrett	Brenden Pappas Randy Stewart Phillip Stidham Scotty Thurman	2018 Ron Fautot Steve Loy Sytia Messer Nick Schmidt Jerry Spencer Greg Horne Randy Stephens Jonathon Modica	Ivan Jordan Kim Storey Dana McQuillin Dahlke April Steiner Bennett Ewell Lee Rickey Medlock Bruce Lahay	RUNNING BACKS Lance Alworth Leon Campbell Barry Foster	Jim Mooty Clyde Scott		
2008 Rodney Brand Tommy Brasher Bruce James Daniel Lincoln Ryan Lundquist	George McKinney Gi-Gi Miller Darrell Walker Steed White			QUARTERBACKS Joe Ferguson Quinn Grovey	Lamar McHan Bill Montgomery		
				DEFENSIVE LINEMEN Dan Hampton Dave Hanner Wayne Martin Lloyd Phillips	Billy Ray Smith Sr. Billy Ray Smith Jr. Fred Williams		
				LINEBACKERS Ronnie Caveness Wayne Harris	Cliff Powell Dennis Winston		
				SECONDARY Steve Atwater Alton Baldwin Martine Bercher	Ken Hatfield Billy Moore		
					2000-09 OFFENSE TE D.J. Williams T Shawn Andrews G Mitch Petrus C Jonathan Luigs G Robert Felton T Tony Ugoh WR Marcus Monk WR George Wilson QB Matt Jones RB Darren McFadden RB Felix Jones K Alex Tejada		
					2000-09 DEFENSE E Jamaal Anderson T Marcus Harrison T Keith Jackson E Jeb Huckeba LB Quinton Caver LB Sam Olajubutu OLB Jermaine Petty CB Ahmad Carroll CB Chris Houston S Ken Hamlin S Tony Bua P Jeremy Davis		
					1990-99 OFFENSE TE Kirk Botkin T Bobbie Williams G Brandon Burlsworth C Grant Garrett G Isaac Davis T Chad Abernathy WR Anthony Lucas WR Anthony Eubanks QB Clint Stoerner RB Madre Hill RB Chrys Chukwuma K Todd Wright		

HONORS

1990-99 DEFENSE

E	Henry Ford
T	Melvin Bradley
T	Junior Sofi
E	Steven Conley
LB	Jamel Harris
LB	Mark Smith
OLB	Darwin Ireland
CB	David Barrett
CB	Orlando Watters
S	Kenoy Kennedy
S	Zac Painter
P	Pete Raether

1980-89 OFFENSE

TE	Billy Winston
T	Jim Mabry
G	Steve Korte
C	Elbert Crawford
G	Freddie Childress
T	Alfred Mohammed
WR	James Shibest
QB	Quinn Grovey
RB	Gary Anderson
RB	James Rouse
RB	Barry Foster
K	Kendall Trainor

1980-89 DEFENSE

E	Billy Ray Smith Jr.
T	Wayne Martin
NG	Tony Cherico
T	Michael Shepherd
E	Kerry Owens
LB	Rickey Williams
LB	Bert Zinamon
CB	Danny Walters
CB	Richard Brothers
S	Steve Atwater
S	Greg Lasker
P	Greg Horne

1970-79 OFFENSE

TE	Charles Clay
T	Greg Koch
G	Leotis Harris
C	R. C. Thielemann
G	George Stewart
T	Greg Kolenda
WR	Chuck Dicus
WR	Mike Reppond
QB	Joe Ferguson
RB	Ben Cowins
RB	Dickey Morton
K	Steve Little

1970-79 DEFENSE

E	Dennis Winston
T	Jimmy Walker
NG	Dale White
T	Dan Hampton
E	Ivan Jordan
LB	Danny Rhodes
LB	Larry Jackson
CB	Vaughn Lusby
CB	Louis Campbell
S	Howard Sampson
S	Bo Busby
P	Steve Little

1960-69 OFFENSE

E	Bobby Crockett
T	Glen Ray Hines
G	Jim Barnes
C	Rodney Brand
G	Jerry Dossey
T	Dick Cunningham
E	Jerry Lamb

E	Chuck Dicus
B	Bill Montgomery
B	Jon Brittenum
B	Bill Burnett
B	Bruce Maxwell
B	Lance Alworth
K	Ronny South

1960-69 DEFENSE

E	Hartford Hamilton
L	John Childress
L	Jimmy Johnson
L	Loyd Phillips
E	Rick Kersey
LB	Wayne Harris
LB	Ronnie Caveness
LB	Cliff Powell
B	Gary Adams
B	Tommy Trantham
B	Billy Moore
B	Terry Stewart
P	Bobby Nix

1950-59

E	Floyd Sagely
T	Billy Ray Smith
G	Bud Brooks
C	Jay Donathan
G	Dave Hanner
T	Bob Griffin
E	Pat Summerall
B	Lamar McHan
B	Henry Moore
B	Lewis Carpenter
B	Gerald Nesbitt
B	Preston Carpenter
B	Jim Mooty

1940-49

E	Mike Schumchyk
T	Charles Lively
G	Leon Pense
C	Billy Ray Thomas
G	Theron Roberts
T	Ray Peters
E	Alton Baldwin
B	Clyde Scott
B	Leon Campbell
B	Geno Mazzanti
B	Ross Pritchard
B	Louis Schaufele

1930-39

E	Jim Benton
T	W. R. Benton
G	Clifford Van Sickle
C	Bill Spivey
G	John Measel
T	Howard "Red" Hickey
E	Paul Rucker
B	Ray Hamilton
B	Kay Eakin
B	Jack Robbins
B	Jack Dale
B	Tom Murphy

1920-29

E	Wear Schoonover
T	Charlie Jamerson
G	Brad Scott
C	Herman Boozman
G	Clyde Van Sickle
T	Gus Japp
E	Glen Rose
B	Herman Bagby
B	Ben Winkleman
B	George Cole
B	Garland Beavers

PRE-1920

L	John Shirley Wood
L	Stanley Phillips
L	J. Tate McGill
L	Phil C. Huntley
L	Percy Hinton
L	Dan Estes
L	James Coleman
B	Gene "Sodie" Davidson
B	Steve Creekmore
B	Clinton C. Milford

DANA X. BIBLE AWARD

Outstanding Player of the Year in the Southwest Conference as selected by Texas/Arkansas Football Magazine.

1975	Scott Bull	QB
1979	Kevin Scanlon	QB

ACADEMIC ALL-AMERICA

1955	George Walker	QB
1957	Jerry Ford	C
	Gerald Nesbitt	FB
1959	Wayne Harris	C
1960	Joe Paul Alberty	FB
1961	Lance Alworth	HB
1964	Ken Hatfield	HB
1965	Randy Stewart	C
	Jim Lindsey	WB
	Jack Brasuell	HB
1968	Bob White	K
1969	Bill Burnett	RB
	Terry Stewart	S
1978	Brad Shoup	DB
1991	Mick Thomas	LB
1992	Owen Kelly	NG
1993	Chris Oliver	OT
2003	Jerry Reith	OT
2012	Dylan Breeding	P
2015	Brooks Ellis	LB
2016	Brooks Ellis	LB
2023	Hudson Clark	DB

ABC-TV CHEVROLET PLAYER OF THE YEAR

1977	Larry Jackson	LB/Defense
------	---------------	------------

NATIONAL FOOTBALL FOUNDATION SCHOLAR

1969	Terry Stewart	S
1976	Bo Busby	S
1978	Brad Shoup	DB
2016	Brooks Ellis	LB

NCAA POSTGRADUATE SCHOLARSHIP

1969	Terry Stewart	Football
1978	Niall O'Shaughnessy	Track
	Brad Shoup	Football
1984	Don S. Denis	Swimming
1993	Chris Oliver	Football
2005	Matt Gunn	Track


HOUSTON POST AWARD

(Outstanding Player of the Year in the Southwest Conference)

1928	Garland "Bevo" Beavers	FB
1933	Tom Murphy	FB
1937	Jim Benton	E
1954	William "Bud" Brooks	G
1960	Wayne Harris	C
1962	Billy Moore	QB
1964	Fred Marshall	QB
1965	Bobby Crockett	E
1965	Glen Ray Hines	T
1969	Cliff Powell	LB
1970	Dick Bumpus	T
1978	Dan Hampton	DT

SPORTSMANSHIP AWARDS

1948	Gordon Long	Swede Nelson National Award
1953	Lamar McHan	SWC Trophy
1957	George Walker	SWC Trophy
1961	Lance Alworth	SWC Trophy
1966	Jon Brittenum	SWC Trophy
1970	Bill Burnett	SWC Trophy
	Bill Burnett	Kerns Tips Award
1975	Scott Bull	Fort Worth Kiwanis Award
1979	Kevin Scanlon	Fort Worth Kiwanis Award
1987	Tony Cherico	Fort Worth Kiwanis Award
1988	Jim Kremers	SWC Trophy



KEN HATFIELD was an Academic All-American on Arkansas' 1964 National Championship team. His 81-yard punt return for a touchdown keyed the 14-13 victory at No. 1 Texas as Arkansas went 11-0 in 1964.

HONORS

DELBERT SWARTZ OUTSTANDING ACADEMIC ACHIEVEMENT AWARD

1962	Lance Alworth.....	Football
1963	Danny Brabham.....	Football
1964	John Derrdorff.....	Track
1965	Ken Hatfield.....	Football
1966	J. D. McConnell.....	Basketball
1967	Ken Sharp.....	Track
1968	Hartford Hamilton.....	Football
1969	Bob White.....	Football
1970	Dewitt Smith III.....	Football
1971	Steve Walters.....	Football
1972	Tom Reed.....	Football
1973	Tom Reed.....	Football
1974	Randy Jackson.....	Tennis
1975	Rickey Medlock.....	Basketball
1976	Tommy Cheyne.....	Football
1977	Ray Buckner.....	Basketball
1978	Jimmy Counce.....	Basketball
1979	Brad Shoup.....	Football
1980	Kevin Scanlon.....	Football
1981	Mark Anderson.....	Track
1982	Pat Vaughn.....	Track
1983	Tom Moloney.....	Track
1984	Bill Jasinski.....	Track
1985	Mark Lee.....	Football
1986	Chris Bequette.....	Football
1987	Jim Kremers.....	Baseball
1988	Shawn Baker.....	Basketball
1989	Odis Lloyd.....	Football
1990	Wade Hill.....	Football

J. FRANK BROYLES AWARD

UA's Top Male Athlete

1977	Niall O'Shaughnessy.....	Track
1978	Tim Lollar.....	Baseball
1979	Sidney Moncrief.....	Basketball
1980	Steve Krueger.....	Baseball
1981	U.S. Reed.....	Basketball
1982	Randy Stephens.....	Track
1983	Frank O'Mara.....	Track
1984	Mike Conley.....	Track
1985	Mike Conley.....	Track
1986	Ralph Kraus.....	Baseball
1987	Jim Kremers.....	Baseball
1988	Joe Falcon.....	Track
1989	Joe Falcon.....	Track
1990	Edrick Floreal.....	Track
1991	Quinn Grovey.....	Football
1992	Todd Day.....	Basketball
1993	Erick Walder.....	Track
1994	Corliss Williamson.....	Basketball
1995	Corliss Williamson.....	Basketball
1996	Godfrey Siamusiye.....	Track
1997	Robert Howard.....	Track
1998	Robert Howard.....	Track
1999	Brandon Burlsworth.....	Football
2000	Melvin Lister.....	Track
2001	Quinton Caver.....	Football
2002	Jermaine Petty.....	Football
2003	Alistair Cragg.....	Track
2004	Alistair Cragg.....	Track
	Wallace Spearmon.....	Track
2005	Josphat Boit.....	Track
2006	Darren McFadden.....	Football
2007	Darren McFadden.....	Football

GARRETT UEKMAN MEMORIAL SCHOLARSHIP

2014	Luke Charpentier.....	OG/C
2015	Alex Voelzke.....	TE
2016	Jeremy Sprinkle.....	TE
2017	Kevin Richardson.....	DB
2018	Jeremy Patton.....	TE

CRIP HALL HOMECOMING PERFORMANCE BY A SENIOR AWARD

1950	Frank Fischel.....	E
1951	Lamar McHan.....	QB
1952	Larry Hogue.....	FB
1953	Lamar McHan.....	TB
1954	Bobby Proctor.....	B
1955	Preston Carpenter.....	HB
1956	Billy Ray Smith.....	T
	Ronnie Underwood.....	HB
1957	Gerald Nesbitt.....	FB
1958	Billy Gilbow.....	G
1959	Jim Mooty.....	HB
1960	Wayne Harris.....	C
1961	Lance Alworth.....	HB
1962	Billy Moore.....	QB
1963	Jim John.....	E
1964	Fred Marshall.....	QB
1965	Bobby Burnett.....	TB
1966	Martine Bercher.....	S
1967	Ronny South.....	QB
1968	Max Peacock.....	E
1969	Bruce Maxwell.....	FB
1970	Bill Montgomery.....	QB
1971	Bill McClard.....	K
1972	Louis Campbell.....	CB
	Don Wunderly.....	DT
1973	Dickey Morton.....	TB
	Danny Rhodes.....	LB
1974	Jon Rhiddlehoover.....	DT
	Billy Burns.....	LB
1975	Scott Bull.....	QB
1976	Harvey Hampton.....	DT
1977	Steve Little.....	K/P
1978	Jimmy Walker.....	DT
1979	Robert Farrell.....	WR
1980	Ish Ordonez.....	K
1981	Cliff Henry.....	S
1982	Gary Anderson.....	RB
1983	Mark Mistler.....	WR
1984	Danny Nutt.....	QB
1985	Mark Calcagni.....	QB
1986	Derrick Thomas.....	FB
1987	Rickey Williams.....	LB
1988	Kendall Trainor.....	K
1989	James Rouse.....	HB
1990	Derek Russell.....	WR
1991	Michael James.....	CB
1992	Pete Raether.....	P
1993	Darwin Ireland.....	LB
1994	Lance Ellison.....	K
1995	Barry Lunney Jr.....	QB
1996	Oscar Malone.....	TB
1997	Anthony Eubanks.....	WR
1998	Brandon Burlsworth.....	OG
1999	Clint Stoerner.....	QB
2000	J.J. Jones.....	LB
2001	Carlos Hall.....	DE
2002	Fred Talley.....	RB
2003	Caleb Miller.....	LB
2004	Jeb Huckleba.....	DE
2005	Kyle Roper.....	C
2006	Keith Jackson.....	DT
2007	Peyton Hillis.....	FB
2008	Casey Dick.....	QB
2009	Lucas Miller.....	WR
2010	D.J. Williams.....	TE
2011	Jarius Wright.....	WR
2012	Cobi Hamilton.....	WR
2013	Chris Smith.....	DE
2014	Martrell Spaight.....	LB
2015	Brandon Allen.....	QB
2016	Toby Baker.....	P
2017	David Williams.....	RB
2018	Armon Watts.....	DL
2019	DeJon Harris.....	LB
2020	Grant Morgan.....	LB
2021	Montaric Brown.....	DB

2022	Bumper Pool.....	LB
2023	Al Walcott.....	S

CHISM REED OUTSTANDING SENIOR FOR LEADERSHIP AWARD

1964	Jim Johnson.....	NG
1965	Jack Brasuell.....	B
1966	Eddie Woodlee.....	FB
1967	Alvin Jones.....	DT
1968	Tommy Dixon.....	DB
1969	Gordon McNulty.....	DE
1970	Bobby Field.....	DB
1971	Bobby Nichols.....	TE
1972	Louis Campbell.....	CB
1973	Danny Rhodes.....	LB
1974	Jon Rhiddlehoover.....	DT
1975	Tommy Cheyne.....	P
1976	Bo Busby.....	S
1977	Steve Heim.....	OT
1978	Jimmy Walker.....	DT
1979	Chuck Herman.....	OG
1980	Phillip Moon.....	OT
1981	Ronnie Trusty.....	OT
1982	Kim Dameron.....	WR
1983	Jim Schoolcraft.....	TE
1984	Joe Kleine.....	Basketball
1985	Andy Upchurch.....	C
1986	Derrick Thomas.....	FB
1987	Tony Cherico.....	FB
1988	Keith Wilson.....	Basketball
1989	Elbert Crawford.....	CB
1990	Quinn Grovey.....	QB
1991	Arlyn Bowers.....	Basketball
1992	Ray Lee Johnson.....	DE
1993	Tyrone Chatman.....	LB
1994	Jason Allen.....	QB
1995	Barry Lunney.....	QB
1996	Mark Smith.....	LB
1997	Anthony Eubanks.....	WR
1998	Grant Garrett.....	C
1999	Marvin Caston.....	FB
2000	Quinton Caver.....	LB
2001	Jermaine Petty.....	LB
2002	Fred Talley.....	RB
2003	George Wilson.....	WR
2004	Matt Jones.....	QB
2005	Clarke Moore.....	DE
2006	Brett Goode.....	LS
2007	Weston Dacus.....	LB
2008	Jonathan Luigs.....	C
2009	Michael Smith.....	RB
2010	Van Stumon.....	FB
2011	Grant Cook.....	OL
2012	Tyler Wilson.....	QB
2013	Kiero Small.....	FB
2014	Martrell Spaight.....	LB
2015	Brandon Allen.....	QB
2016	Drew Morgan.....	WR
2017	Austin Allen.....	QB
2018	Dre Greenlaw.....	LB

GORDON CAMPBELL SENIOR SPIRIT AWARD

1969	Bob Stankovich.....	OT
1970	Steve Walters.....	S
1971	Ronnie Jones.....	DE
1972	Tom Reed.....	OG
1973	Danny Rhodes.....	FB
1974	Floyd Hogan.....	LS
1975	Hal McAfee.....	LB
1976	Gerald Skinner.....	OT
1977	Howard Sampson.....	SS
1978	Dan Hampton.....	DT
1979	Robert Farrell.....	WR
1980	George Stewart.....	OG
1981	Darryl Mason.....	TE
1982	Richard Richardson.....	NG
1983	Bert Zinamon.....	LB

1984	Brad Taylor.....	QB
1985	David Bazzel.....	LB
1986	James Shibest.....	WR
1987	Tony Cherico.....	NG
1988	Odis Lloyd.....	LB
1989	Tim Horton.....	WR
1990	Quinn Grovey.....	QB
1991	Curtis Banks.....	SS
1992	Scott Long.....	DT
1993	Chris Oliver.....	OT
1994	Dean Peevy.....	CB
1995	Earl Scott.....	C
1996	Scott Rivers.....	OT
1997	Ken Anderson.....	DE
1998	Russ Brown.....	OG
1999	Nathan Norman.....	FB
2000	Jeremiah Harper.....	DB
2001	La'Zerius White.....	OG
2002	Nathan Ball.....	OG
2003	Bo Lacy.....	OT
2004	DeCori Birmingham.....	RB
2005	Vickiel Vaughn.....	FS
2006	Desmond Sims.....	LB
2007	Robert Felton.....	OT

JIM WELLONS DEDICATION AWARD

1978	Ron Calcagni.....	QB
1979	Kevin Scanlon.....	QB
1980	Keith Houfek.....	C
1981	Steve Clyde.....	TE
1982	Tom Jones.....	QB
1983	Milton Fields.....	LB
1984	Mark Lee.....	LB
1985	Mark Calcagni.....	QB
1986	Theo Young.....	TE
1987	Greg Thomas.....	QB
	Chris Bequette.....	OT
1988	John Bland.....	QB
1989	Billy Winston.....	TE
1991	Greg Switzer.....	LB
1992	Gary Adams.....	S
1993	Henry Ford.....	DE
1994	Willie Johnson.....	LB
1995	Spencer Brown.....	CB
1996	Vincent Bradford.....	LB
1997	Bill Carson.....	LS
1998	Benji Mahan.....	LS
1999	Joe Dean Davenport.....	TE
2000	Randy Garner.....	DE
2001	Josh Foliat.....	LB
2002	Raymond House.....	DE
2003	Mark Bokermann.....	OG
2004	Steven Harris.....	WR
2005	Kyle Dickerson.....	RB
2006	Tony Ugoh.....	OT
2007	Robert Johnson.....	WR

STEVE LITTLE AWARD

Special Teams

1982	Keith Burns.....	DB
1983	Calvin Shaw.....	LB
1984	Nathan Jones.....	DB
1992	Todd Wright.....	K
1994	Carl Kidd.....	S
1995	J. J. Meadors.....	WR
1996	Jessie Cornelius.....	FB
1997	Matt Wait.....	P
1998	Todd Latourette.....	K
1999	Tony Dodson.....	K
	Chris Akin.....	P
2000	Michael Snowden.....	WR
2001	D'Andre Berry.....	SS
2002	Richie Butler.....	P
2003	Tom Crowder.....	WR
2004	David Carlton.....	K
2005	Jacob Skinner.....	P
2006	Jacob Skinner.....	P
2007	Kevin Woods.....	FS

HONORS

BRUCE MITCHELL AWARD

Toughness

1982	Ed Jackson	DE
1983	Orson Weems	OT
1984	Marcus Elliott	OG
1985	Greg Lasker	S
1986	Derrick Thomas	FB
1987	Rickey Williams	LB
1988	Eric Bradford	S
1989	Anthony Cooney	CB
1990	Derek Russell	WR
1992	E. D. Jackson	RB
1993	Darwin Ireland	LB
1994	Trent Knapp	LB
1995	Junior Soli	NG
1996	Anthony Hicks	LB
1997	Shannon Sidney	WR
1998	C.J. McLain	DE
1999	Jeromy Flowers	DB
2000	Jim Ed Reed	LB
2001	Sacha Lancaster	FB
2002	Gavin Walls	DE
2003	Tony Bua	LB/S
2004	Marcus Whitmore	LB
2005	Brandon Kennedy	FB
2006	Sam Olajubutu	LB
2007	Farod Jackson	FB

HAROLD HORTON AWARD

Loyalty

1999	Anthony Lucas	WR
2000	Rod Stinson	FB
2001	Curt Davis	NG
2002	Raymond House	DE
2003	Caleb Miller	LB
2004	Jeb Huckleba	DE
2005	Kyle Dickerson	RB
2006	Stephen Parker	OG
2007	Nate Garner	OT

NELSON RAINEY AWARD

Character

2000	Jeremiah Harper	DB
2001	Kenny Sandlin	OG
2002	Josh Melton	C
2003	Jerry Reith	C
2004	Jeb Huckleba	DE
2005	Pierre Brown	LB
2006	Zac Tubbs	OT
2007	Marcus Monk	WR

BRANDON BURLSWORTH AWARD

Academics and one-time non-scholarship

2001	Jerry Reith	OG
2002	George Wilson	S
2003	Chuck Nalley	LS
2004	Tom Crowder	WR
2005	Dowell Loggains	QB/H
2006	Richard Bracken	WR
2007	Stephen Parker	OG
2008	Jeremy Davis	P
2009	Lucas Miller	WR
2010	Seth Armbrust	SS
2011	No recipient	-
2012	Seth Armbrust	SS
2013	David Hurd	OT
2014	Austin Jones	LB
2015	Josh Harris	LB
2016	Adam McFain	K

LITTLE ROCK TD CLUB TEAM MVP

2004	Matt Jones	QB
2005	Darren McFadden	RB
2006	Darren McFadden	RB
2007	Darren McFadden	RB
2008	DJ Williams	TE
2009	Ryan Mallett	QB
2010	Ryan Mallett	QB

2011	Jarius Wright	WR
2012	Tyler Wilson	QB
2013	Trey Flowers	DE
2014	Jonathan Williams	RB
2015	Alex Collins	RB
2016	Austin Allen	QB
2017	Santos Ramirez	DB
2018	DeJon Harris	LB
2019	Rakeem Boyd	RB
2022	KJ Jefferson	QB

PAUL EELLS AWARD

Perseverance, determination, courage and resolve in the face of adversity

2006	Robert Johnson	WR/QB
2007	Peyton Hillis	RB
2008	Casey Dick	QB
2009	Joe Adams	WR
2010	DJ Williams	TE
2011	Garrett Uekman	TE
2012	Dennis Johnson	RB
2013	Kiero Small	LB
2014	Martrell Spaight	RB
2015	Brandon Allen	QB
2016	Rawleigh Williams III	RB
2017	Kevin Richardson II	DB
2018	Armon Watts	DL
2019	McTelvin Agim	DL
2022	Bumper Pool	LB

DAN HAMPTON AWARD

Best D-lineman from an Arkansas college

2013	Trey Flowers	DE
2014	Trey Flowers	DE
2018	Armon Watts	DL

WILLIE ROAF AWARD

Best O-lineman from an Arkansas college

2013	Travis Swanson	C
2015	Sebastian Tretola	G
2016	Dan Skipper	T
2017	Frank Ragnow	C
2022	Ricky Stromberg	C

DARREN MCFADDEN AWARD

Best RB from an Arkansas college

2018	Rakeem Boyd	RB
------	-------------	----

DR. LON FARRELL AWARD

1987	Jack Gregory Magness	Swimming
1988	Shawn Baker	Basketball
1989	Cheryl McArton	Swimming
1990	Allen Meancham	Football
1991	Mary Farmer	Swimming
1992	Amber Nicholas	Basketball
1993	Cynthia TerPoorten	Swimming
1994	Kim Mount	Track
1995	Rene Pillow	Track
1996	Kristen DeArmand	Swimming
1997	Kelly Cook	Cross Country
1998	Alicyn Hennis	Soccer
1999	Louise Ostling	Tennis
2000	Kimberly Mourton	Soccer
2001	Julie Sloniger	Volleyball
2002	Tiffany Woolley	Softball

SEC FOOTBALL LEGENDS

1994	Lance Alworth	HB
1995	Joe Ferguson	QB
1996	Chuck Dicus	WR
1997	Jim Benton	E
1998	Clyde Scott	QB
1999	Bill Montgomery	RB
2000	Ronnie Caveness	LB
2001	Steve Atwater	FS
2002	Loyd Phillips	DT
2003	Wayne Harris	LB
2004	Fred Marshall	QB

2005	Quinn Grovey	QB
2006	Cliff Powell	LB
2007	Ken Hatfield	DB
2008	Billy Ray Smith Jr.	LB
2009	Gary Anderson	RB
2010	Frank Broyles	Head Coach
2011	Leotis Harris	OG
2012	Pat Summerall	K/DE/TE
2013	Wayne Martin	DE
2014	Jerry Lamb	E
2015	Madre Hill	RB
2016	Shawn Andrews	T
2017	Dan Hampton	DT
2018	Darren McFadden	RB
2019	Dennis Winston	LB
2022	Steve Korte	OL
2023	Dick Bumpas	DT

BROYLES RAZORBACK AWARD

Presented to senior who exemplifies Coach Broyles

2019	T.J. Smith	DL
------	------------	----

ALL-AMERICAN BOWL

Tampa, Fla.

1970	Gary Adams	S
1971	Bill Montgomery	QB
	Dick Bumpas	T
	Bruce James (South MVP Award)	E
	Pat Morrison	TE
	Ronnie Jones	DE
1972	David Reavis	DT
1973	Brisen Manor	DT
1975	Tommy Harris	DB
1976	Greg Koch	OT
1979	Larry Jackson	LB

ALL-AMERICAN CLASSIC

Las Vegas, Nev.

2003	Tony Bua	FS
	Bo Lacy	OT
2005	DeCoti Birmingham	RB
	Steven Harris	WR

ALL-AMERICAN GAME

Lubbock, Texas

1961	Wayne Harris	LB
1963	Jesse Branch	HB
1965	Ronnie Caveness	LB
1966	Jim Lindsey	HB
	Bobby Crockett	E
	Glen Ray Hines	T
1967	Martine Bercher	HB
	Jon Brittenum	QB
	Loyd Phillips	T
1970	Rodney Brand	LB
	Cliff Powell	C
1971	Chuck Dicus	E
	Jerry Moore	DB
1972	Tom Mabry	OT
1973	Dickey Morton	TB

ALL-STAR GRIDIRON CLASSIC

Orlando, Fla.

1998	Madre Hill	RB
	Todd Latourette	K
	Ryan Hale	NG
2002	Fred Talley	RB
	Raymond House	DE

BLUE-GRAY GAME

Montgomery, Ala.

1950	Buddy Brown	G
	Louis Schaufele	FB
1952	Buddy Sutton	HB
	Lewis Carpenter	FB
1953	Lamar McHan	QB
	Harold Spain	G
1966	Joe Black	LB

	Martine Bercher	S
1967	David Cooper	G
	Hartford Hamilton	E
	Ronny South	QB
1970	Bill Montgomery	QB
	Bruce James	E
	Dick Bumpas (MVP Award)	T
1971	Jack Morris	DB
	Mike Kelson	T
1972	David Reavis	DT
	Jim Hodge	WR
1973	Jack Ettinger	WR
	Danny Rhodes	LB
1974	Rollen Smith	DE
1982	Phillip Boren	OT
1992	Ray Lee Johnson	DE
	Ron Dickerson Jr.	WR
1993	Henry Ford	DE
	Isaac Davis	OG
	Kirk Botkin	TE
1994	Carl Kidd	S
1996	Mark Smith	LB
1997	Anthony Eubanks	WR
	David Sanders	DT

CASINO DEL SOL

ALL-STAR GAME

Tucson, Ariz.

2012	Broderick Green	RB
2013	Jared Green	DT

COLLEGE ALL-STAR BOWL

Greenville, S.C.

2014	Eric Bennett	S
	David Hurd	OT
	Byron Jones	DT
	Jarrett Lake	LB

COLLEGE ALL-STAR GAME

Chicago, Ill.

1938	Jim Benton	E
	Jack Robbins	QB
	Clyde Scott	HB
	Bud Canada	E
1949	Bob Griffin	C
1954	Lamar McHan	QB
1956	Preston Carpenter	HB
	Henry Moore	FB
1957	Ronnie Underwood	HB
1960	Jim Mooty	HB
1961	Lance Alworth	HB
1963	Danny Brabham	FB
1965	Ronnie Caveness	LB
1966	Jim Lindsey	HB
	Glen Ray Hines	T
	Bobby Crockett	E
1967	Harry Jones	HB

COLLEGE GRIDIRON SHOWCASE

Arlington, Texas

2015	Tevin Mitchel	CB
------	---------------	----

EAST-WEST SHRINE GAME

Various Locations

1938	Jim Benton	E
	Dwight Sloan	HB
1940	Kay Eakin	QB
1941	Howard Hickey	E
1946	Earl Wheeler	G
1949	Ed Hamilton	E
1951	Ken Jones	OT
1956	Preston Carpenter	HB
	Henry Moore	FB
1957	Gerald Nesbitt (Offensive MVP)	FB
1958	Donnie Stone	HB
1963	Wesley Bryant	T
1966	Loyd Phillips	T
	Dick Cunningham	T

HONORS

1967	Ernie Ruple.....	T
1976	R. C. Thielemann.....	C
	Gerald Skinner.....	T
1980	Kevin Evans.....	FS
1985	Greg Lasker.....	S
1989	Steve Atwater (Defensive MVP).....	S
1990	Michael Shepherd.....	DT
1998	C. J. McLain.....	DE
1999	D. J. Cooper.....	DT
2003	Lawrence Richardson.....	CB
2005	Jeb Huckleba.....	DE
2006	Houston Nutt.....	Head Coach
	De'Arrius Howard.....	RB
	Brandon Kennedy.....	FB
	Kyle Roper.....	C
	Vickiel Vaughn.....	S
2007	Sam Olajubutu.....	LB
	Keith Jackson.....	DT
2008	Michael Grant.....	FS
2012	Greg Childs.....	WR
	Jerry Franklin.....	LB
	Jarius Wright.....	WR
2013	Dylan Breeding.....	P
2014	Zach Hocker.....	K
	Kiero Small.....	FB
2015	AJ Derby (injured).....	TE
2017	Jeremiah Ledbetter.....	DE
	Brooks Ellis (sick).....	LB
	Drew Morgan.....	WR
	Dan Skipper.....	T
	Deatrich Wise Jr.....	DE
2018	Brian Wallace.....	OL
	Armon Watts.....	DT
2020	McTelvin Agim.....	DT
	De'Jon Harris (injured).....	LB
2022	Myron Cunningham.....	OL
	Jordan Silver.....	LS
2023	Terry Hampton.....	DT
	Jadon Haselwood.....	WR
	Ricky Stromberg.....	C
	Dalton Wagner.....	T
2024	Cam Little.....	K
	Trajan Jeffcoat.....	DE
	Dwight McGlothern.....	DB

HULA BOWL

Honolulu, Hawaii

1961	Lance Alworth (MVP Award).....	HB
1964	Wesley Bryant.....	T
1965	Ronnie Caveness.....	LB
	Jerry Lamb.....	E
1966	Glen Ray Hines.....	T
	Jim Williams.....	T
1967	Loyd Phillips.....	T
	Harry Jones.....	WB
1968	Tommy Trantham.....	DB
1970	Rodney Brand.....	C
	Cliff Powell.....	LB
1971	Chuck Dicus.....	WR
	Bill Burnett.....	TB
1972	Mike Kelson.....	OT
	Tom Mabry.....	OT
1973	Tom Reed.....	OG
	Mike Reppond.....	WR
	Joe Ferguson.....	QB
1974	Dickey Morton.....	TB
	Danny Rhodes.....	LB
1975	Floyd Hogan.....	DB
1976	Ike Forte.....	RB
1977	R. C. Thielemann.....	C
1978	Steve Little.....	K
	Patrick Martin.....	DB
	Howard Sampson (injured).....	DB
	Leotis Harris (injured).....	G
1979	Ron Calcagni.....	QB
	Jimmy Walker.....	T
	Ben Cowins.....	RB
	Lou Holtz.....	Head Coach

1980	Greg Kolenda.....	OT
	Robert Farrell.....	WR
1981	Joe Shantz.....	OT
1982	Darryl Mason.....	TE
1983	Jessie Clark.....	FB
1984	Ron Faurot.....	DE
1985	Marcus Elliott.....	OG
	Eddie White.....	TE
1986	Andy Upchurch.....	C
	Kevin Wyatt.....	CB
1987	Limbo Parks.....	OG
1988	Tony Cherico.....	NG
	Bryan White.....	C
1989	Kendall Trainor.....	K
1991	Derek Russell.....	WR
2001	Shannon Money.....	OT
2003	Caleb Miller.....	LB
2005	Arrion Dixon.....	DT

JAPAN BOWL

Tokyo, Japan

1978	Steve Little.....	K
	Patrick Martin.....	DB
	Howard Sampson (injured).....	DB
1979	Ron Calcagni.....	QB
	Jerry Eckwood.....	RB
	Larry Jackson.....	LB
	Dean Weber.....	Athletic Trainer
1980	Kevin Scanlon.....	QB
1982	Darryl Mason.....	TE
	Bruce Lahay.....	K
1983	Richard Richardson.....	NG
	Dean Weber.....	Athletic Trainer
1984	Mark Mistler.....	WR
1986	Bobby Joe Edmonds.....	RB
1987	James Shiest.....	WR
1988	Tony Cherico.....	NG
	Eric Whitted.....	LB
1990	Jim Mabry.....	T
	Michael Shepherd.....	T
1992	Mick Thomas.....	LB

MEDAL OF HONOR BOWL

Charleston, S.C.

2014	Javontee Herndon.....	WR
	David Hurd.....	OL
2015	Brey Cook.....	OL
	Cameron Jefferson.....	OL
	Tevin Mitchell.....	CB
	Demetrius Wilson.....	WR

NFLPA COLLEGIATE BOWL

Carson, Calif.

2014	Kiero Small.....	FB
2015	Braylon Mitchell.....	LB
2017	Keon Hatcher.....	WR
2018	Austin Allen.....	QB
	Henre' Toliver.....	DB
	David Williams.....	RB
2019	Hjalte Froholdt.....	OL
	Randy Ramsey.....	DE
2020	Cheyenne O'Grady.....	TE
2021	Rakeem Boyd.....	RB
	Jerry Jacobs.....	DB
2022	Myron Cunningham.....	OL
	Grant Morgan.....	LB
	Jordan Silver.....	LS
	Tre Williams.....	DL
2022	Myron Cunningham.....	OL
	Grant Morgan.....	LB
	Jordan Silver.....	LS
	Tre Williams.....	DL

NORTH-SOUTH CLASSIC

Houston, Texas

2007	Keith Jackson.....	DT
	Randy Kelly.....	SS
	Stephen Parker.....	OG

NORTH-SOUTH SHRINE GAME

Miami, Fla.

1957	Jay Donathon.....	C
	George Walker.....	QB
1967	Tommy Trantham.....	DB
1971	Ronnie Jones.....	DE
	Tom Mabry.....	OT
1972	Don Wunderly.....	DT
	Tom Reed.....	OG
	Mike Reppond.....	WR
	Joe Ferguson.....	QB
1973	Danny Rhodes.....	LB
	Jack Ettinger.....	WR
	Pontiac, Mich.	
1976	Curtis Townsend.....	LB
	Dennis Winston.....	DE

SENIOR BOWL

Mobile, Ala.

1950	Theron Roberts.....	G
1951	Buddy Brown.....	G
	Buddy Rogers.....	HB
1952	Bob Griffin.....	C
	Fred Williams.....	T
1953	Buddy Sutton.....	HB
1955	Bud Brooks (MVP - South Team).....	G
1956	Henry Moore.....	FB
1957	Jay Donathon.....	QB
	George Walker.....	C
1959	Jim Moaty.....	HB
1961	Paul Dudley.....	HB
1962	Danny Brabham.....	FB
1966	Bobby Burnett.....	TB
	Jim Lindsey.....	WB
	Bobby Crockett.....	E
1968	Ernie Ruple.....	T
1969	Jim Barnes.....	G
1971	Jerry Moore.....	DB
1976	Richard LaFargue.....	C
1977	Gerald Skinner.....	T
1978	Vaughn Lusby.....	DB
1980	Greg Kolenda.....	OT
	Chuck Herman.....	OG
1983	Billy Ray Smith Jr.....	DE
	Steve Korte.....	OG
1989	Kendall Trainor.....	K
1992	Ron Dickerson Jr.....	WR
1994	Henry Ford.....	DE
	Isaac Davis.....	OG
1996	Steven Conley.....	DE
1998	Brandon Burlsworth.....	OG
1999	Anthony Lucas.....	WR
	David Barrett.....	CB

	Kenoy Kennedy.....	S
	Joe Dean Davenport.....	TE
	Bobbie Williams.....	OT
2000	Quinton Caver.....	LB
	Randy Garner.....	DE
	Boo Williams.....	WR
2001	Carlos Hall.....	DE
2003	Cedric Cobbs.....	TB
2005	Matt Jones.....	QB/WR
2007	Brett Goode.....	LB
	Tony Ugho.....	OT
2008	Robert Felton.....	OG
	Marcus Harrison.....	DT
	Peyton Hillis.....	FB
2009	Jonathan Luigs.....	C
2010	Mitch Petrus.....	OL
2011	DeMarcus Love.....	OL
	D.J. Williams.....	TE
2012	Joe Adams.....	WR
	Jake Bequette.....	DE
2013	Cobi Hamilton.....	WR
	Tyler Wilson.....	QB
2014	Chris Smith.....	DE
	Travis Swanson.....	C
2015	Martrell Spaight.....	LB
	Trey Flowers.....	DE
2016	Brandon Allen.....	QB
	Sebastian Tretola.....	OG
	Jonathan Williams.....	RB
2017	Toby Baker.....	P
	Jeremy Sprinkle.....	TE
2018	Frank Ragnow.....	C
2019	Dre Greenlaw.....	LB
2020	McTelvin Agim.....	DL
2021	Feleipe Franks.....	QB
2022	John Ridgeway.....	DL
	Jordan Silver.....	LS
2024	Beaux Limmer.....	OL

SPIRAL TROPICAL BOWL

Daytona Beach, Fla.

2018	Robert Decker.....	LS
	Dwayne Eugene Jr.....	LB
2021	Xavier Kelly.....	DL

TEXAS VS. THE NATION

El Paso, Texas

2009	Jamar Love.....	CB
	Jose Valdez.....	OT
	Allen, Texas	
2013	DeQuinta Jones.....	DT
	Ronnie Wingo Jr.....	RB
	Darius Winston.....	CB



DAVID WILLIAMS led the National Team in rushing and had a touchdown run during the 2018 NFLPA Collegiate Bowl in Carson, California.

ALL-TIME LETTERWINNERS

A		Baker, Toby	2015, 16	Biddle, Joe	1932, 33	Brini, Latavious	2022	Campbell, Jason	2001
Adair, Marcus	1993, 94, 95	Baker, Victor	1980	Billings, Fred M.	1902	Britt, Maurice	1938, 39, 40	Campbell, Joe	1939
Adams, Dave	1962, 63	Baldrige, Joe	1949	Billingsley, Mickey	1974, 76, 77	Britt, Tommy	1951	Campbell, Leon	1946, 47, 48, 49
Adams, Gary	1966, 67, 68*	Baldwin, Alton	1943, 44, 45, 46	Binnion, Scott	1970, 71, 72	Brittenum, Jon	1963, 65, 66	Campbell, Louis	1970, 71, 72*
Adams, Gary	1989, 90, 91, 92	Baldwin, Jake	1945, 49	Biocic, Jerry	1986, 87	Broadway, Ramon	2007, 08, 09, 10*	Campbell, Marcus	1994, 95, 96, 97
Adams, Joe	2008, 09, 10, 11	Ball, Cam	2022, 23	Birdwell, Steve	1969, 70, 71	Broden, Tyrone	2023	Campbell, Mike	1973, 74, 75*
Adams, Oliver	1927, 28	Ball, Nathan	1999, 00, 01, 02	Birmingham, DeCori	2001, 02, 03, 04*	Brooks, Chris	1998, 99	Campbell, R. Roy	1894
Adams, O'Neale	1939, 40, 41	Balseiro, Chris	2003, 04, 05	Bishop, La'Darrius	2019, 20, 21, 22, 23	Brooks Jr., Greg	2019, 20, 21	Campbell, Steadman	2000, 01
Adams, Tim	1976, 77, 78	Banks, Curtis	1988, 89, 90, 91	Black, Charles	1932, 33	Brooks, Jermaine	1999, 00, 01	Canada, Eugene Bud	1945, 46, 47, 48
Adcock, Kirby	2018, 19	Banks, Reggie	2003, 04	Black, Bo	1967, 68	Brooks, John	1991	Cantlope, Tracy	1992, 93, 94, 95
Adkins, Jim	1956	Banks, Tim	1965	Black, Joe	1964, 65, 66	Brooks, Sam	1994, 96, 97	Cantrell, Austin	2016, 17, 18
Agim, McTelvin	2016, 17, 18, 19*	Bankston, Bill		Blackburn, Claud	1924	Brooks, William Bud	1952, 53, 54	Capps, Austin	2016, 17, 18, 19
Aguirre, Michael	2006, 07, 08	Barker, Hubert	1940, 41	Blackburn, Clifford	1923, 24	Brothers, Richard	1985, 86, 87, 88	Capshaw, Gary	1972
Akerfelds, Darrel	1980, 81	Barnes, Charlie	1958	Blackmer, D.	1901	Brown, Anthony	2005, 06	Caratan, George	2020
Akers, Freddy	1958, 59	Barnes, David	1957	Blair, Simeon	2019, 20, 21, 22*	Brown, Anthony W.	2014	Carder, David	1957
Akerstrom, Anders	2004	Barnes, Jim	1966, 67, 68*	Blakely, Gervis T.	1910	Brown, Charlie	1974	Carlton, David	2001, 02, 03, 04
Akin, Chris	1998, 99	Barnes, J.J.	1901	Blakely, Ronnie	1961	Brown, Fred I.	1900, 01*	Carpenter, J.P.	1943
Akins, Chris	1995	Barnes, Teddy	1973, 74, 75	Bland, John	1985, 86, 87, 88*	Brown, J.R.	1986, 87	Carpenter, Lewis	1950, 51, 52
Akins, Terry	1992	Barnett, Brandon	2007, 08, 09	Bladsloe, Fred	2004, 07	Brown, Justin	1995, 96	Carpenter, Preston	1953, 54, 55*
Alberty, Joe Paul	1958, 59, 60	Barnett, Robert	1957	Blevins, Paul	1969	Brown, Larry	1973, 75	Carr, Daunte	2011, 12, 13, 14
Alberty, Brett	1987	Barrett, David	1996, 97, 98, 99*	Bloom, John R.	1903, 04	Brown, Montaric	2018, 19, 20, 21	Carroll, Ahmad "Batman"	2001, 02, 03
Alcorn, E.	1923	Barrow, Bubba	1986, 87, 88, 89	Boatwright, William	1897, 98	Brown, Pierre	2002, 03, 04, 05*	Carroll, J.J.	1915
Alcorn, Hal	1917, 18, 20	Barwegen, Doug	1975, 76, 77	Bobo, Donny	1976, 77, 78	Brown, Russ	1995, 96, 97, 98	Carson, Bill	1994, 95, 96, 97
Alcorn, R.E.	1917, 18, 19, 20	Basore, George	1919, 20, 21	Boepple, Emil	1932, 33	Brown, Spencer	1992, 93, 94, 95	Carter, Bill	1969, 70, 71
Alderson, Winston	1994, 95, 96	Bass, Bill	1947, 48, 49	Bogard, Jerry	1951, 52, 53	Brown, Thomas	1978, 81, 82	Carter, Bubba	1983
Alexander, Brother	1984, 85	Bates, Jake	2022	Bohanon, Alex	1993	Brown, Vann	1934, 35, 36	Carter, Damani	2015, 18
Alexander, Tim	1943	Battle, Khiry	2008	Bokermann, Mark	2000, 01, 02, 03	Brown, William Buddy	1948, 49, 50*	Carter, Elmo	1896, 97
Allen, Austin	2014, 15, 16, 17*	Bauer, Reid	2018, 20, 21, 22	Boles, John	1956, 57	Browne, Leshon	1986	Carter, Harry	1942, 46
Allen, Clint	1976	Bax, Nathan	2020, 21, 22, 23	Bolton, Andy	1973	Browning, Eric	1989, 90, 91, 92	Carter, Jan	1938, 39, 40
Allen, Jason	1991, 92, 93, 94*	Baxter, John	1979	Bonneau, Rob	1989	Bruick, Kevin	1985	Carter, J.N.	1913
Allen, Joe	1909	Baxter, Robert	1979	Bonner, Mark	2005, 06, 07	Bryan, Cameron	2009, 12	Carter, Taurean	2020, 21, 23
Allen, Josh	2015	Bayne, Louis	1944	Booker Jr., Anthony	2023	Bryan, Frank	1910	Caruthers, Ernie	1978
Allen, V.V.	1896	Bazzel, David	1981, 82, 84, 85*	Booth, Marc	1991	Bryan, Lemuel B.	1901, 02*	Castillo, Eric	1989
Allison, Robert	1939	Beachum, Rodney	1982, 83, 84, 85	Boozman, H.	1924, 25, 26*	Bryant, Larry Gunn	1983	Castleberry, Mike	1983
Alworth, Lance	1959, 60, 61	Beane, Colmore	1944	Boozman, John	1971, 72	Bryant, Thakkeus "Bam"	2002	Caston, Marvin	1996, 97, 98, 99
Ambrose, Damario	2007, 08, 09, 10	Beanum, Tevin	2014, 15, 16	Boren, Phillip	1979, 81, 82, 83	Bryant, Trent	1977, 78, 79, 80	Catalon, Jalen	2019, 20, 21*, 22*
Amis, William	1921, 22	Beard, Abner H.	1900, 02	Boschetti, Mike	1968, 69, 70*	Bryant, Wesley	1961, 62, 63	Catalon, Kendall	2021
Anderson, Gary	1979, 80, 81, 82*	Beard, Chip	1982	Both, Brooks	2022, 23	Bua, Tony	2000, 01, 02, 03*	Cato, Daryl	1939, 40, 41*
Anderson, Jamaal	2004, 05, 06	Beard, Scott Oscar	1903	Botkin, Kirk	1990, 91, 92, 93*	Buckalew, Hollis	1928, 29, 30	Cauthron, Jim	1952, 53
Anderson, Ken	1994, 95, 96, 97*	Beasley, Jimmy	2000, 01, 02, 03*	Boulware, David	1993	Buckingham, Earl	1980, 81, 82	Caver, Quinton	1997, 98, 99, 00
Anderson, Kevin	1984, 85	Beavers, Garland	1926, 27, 28	Boutwell, Dale	1956	Buehner, Brian	2011, 12, 13	Cawood, Jim Brown	1894
Anderson, Paul	1944, 45	Beck, Austin	2014, 15	Bowles, Darryl	1979, 80, 81, 82	Bull, Scott	1972, 74, 75*	Caveness, Ronnie	1962, 63, 64*
Andrews, Shawn	2001, 02, 03	Belknap, Ray	1919	Boyd, Bill	1964	Bumpas, Dick	1968, 69, 70*	Ceaser, Caleb	2003
Antwine, Anthony	2014, 15	Bell, Geno	1993, 94, 95, 97	Boyd, Cordale	2013, 14, 15	Burchfield, Mike	1977, 78, 79	Centers, Donnie	1983, 85, 86
Apolskis, Rick	1986, 87, 88, 89	Bell, Jamario	2018, 19	Boyd, Rakeem	2018, 19, 20*	Burks, Pete	1995, 96	Chalene, Scott	1981, 83
Arenz, Terry	1958	Bell, Mark	1987, 88, 89	Boydston, Brian	1997	Burks, Treyton	2019, 20, 21	Chalmers, Chris	1996, 97, 98, 99
Arinze, Patrick	2014	Bell, Richard	1957, 58*	Brabham, Danny	1960, 61, 62	Burleson, C.H.	1943	Chambers, Anthony	1985, 86, 87, 88
Armbrust, Seth	2009, 11	Bemberg, Clay	2010	Bracey, Bill	1951	Burlingame, Mike	1977, 78, 79	Chambers, Joe	1929, 30, 32
Armendariz, Richard	1984	Bender, Mike	1964, 65*	Bracken, Richard	2005	Burlsworth, Brandon	1995, 96, 97, 98*	Chamblee, Andrew	2023
Armstrong, Andrew	2023	Bennett, Archie	1970, 71	Bradford, Carl	1985, 86, 87	Burnett, Bill	1968, 69, 70*	Chapman, Johnson	1901, 02
Askew, Lavunce	2008, 09, 10	Bennett, Eric	2010, 11, 12, 13	Bradford, Eddie	1952, 53, 54	Burnett, Bobby	1964, 65*	Charpentier, Luke	2011, 12, 13, 14
Atiga, Robert	2011, 13	Bennett, Richard	1955, 56, 57	Bradford, Eric	1985, 86, 87, 88	Burnett, Tommy	1965, 66	Chatman, Tyrone	1990, 91, 92, 93*
Atkinson, Drexel	1948, 49	Bennett, Ronnie	1969, 70	Bradford, Mike	1978, 80	Burns, Billy	1972, 73, 74*	Chavis, Malik	2020, 21, 22, 23
Atteberry, Dwight	1990, 91	Benoit, Steve	1970	Bradford, Vincent	1993, 94, 95, 96	Burns, Keith	1980, 81, 82	Cherico, Tony	1984, 85, 86, 87*
Atwater, Steve	1985, 86, 87, 88*	Benson, Buddy Bob	1954, 55	Bradford, W.	1909, 10, 11, 12	Burns, Olan	1954, 55, 56	Cherry, Mike	1993, 94
Atwood, Ralph	1937, 38, 39	Benson, Ken	1989, 90	Bradford, William	1921	Burris, Pat	1989, 90	Cheyne, Bob	1973
Audas, Stan	1973, 75	Benson, Mike	1986, 87	Bradley, Freddie	1991	Burstein, Matt	1999, 00	Cheyne, Tommy	1973, 74, 75
Augustave, Isaiah	2023	Benton, James "Jim"	1935, 36, 37*	Bradley, Melvin	1996, 97, 98	Burton, Freddy	2007, 08, 09, 10	Childress, Bob	1956, 57
Ausley, Peyton	2019	Benton, Jim	1970, 71, 72	Bradsher, Bobby	1971	Busby, Bo	1973, 74, 75, 76	Childress, Freddie	1985, 86, 87, 88
Avery, Steve	1973, 75	Benton, W.R.	1932, 33, 34*	Branch, Eric	1997, 98, 99	Bush, Devin	2019, 20, 21	Childress, John	1959, 60, 61
Avlos, Nick	1973*	Bentz, J.L.	1895	Branch, Jesse	1961, 62	Butler, Richie	1999, 00, 01, 02*	Childs, E.	1902
Ayers, James	1925, 26	Bequette, Chris	1984, 85, 86, 87*	Branch, Job	1984, 85	Butler, Steve	1958, 59, 60*	Childs, Greg	2008, 09, 10, 11
B		Bequette, George	1954, 55, 56	Brand, Mike		Butz, Sam	1949	Childs, James L.	1904
Bach, Tommy	1957, 58, 59	Bequette, Jake	2008, 09, 10*, 11*	Brand, Rodney	1971, 72	Bynum, Firmon	1940, 41	Chinn, John	1932
Bagby, Herman	1923, 24	Bequette, Jay	1980, 81, 82	Brand, Rodney	1967, 68, 69*	C		Chipman, Marvin	1925, 26
Bailey, Alvin	2010, 11, 12	Bercher, Martine	1964, 65, 66	Brandt, Jason	1988, 89, 90	Cain, Dustin	2010	Christenbury, Tom	1980, 81
Bailey, Jack	1950	Berezansky, Chris	2008	Brannon, Robert	1983, 84	Cain, Terrance	1988	Christian, Don	1955, 56, 57
Bailey, Joe	1999	Berner, Dennis	1967, 68, 69	Brasher, Tommy	1961, 62, 63	Cain, Tim	1988	Chukwuma, Chrys	1996, 97, 98, 99
Bailey, Mitchell	2008	Berry, Benny	1954, 56	Brasuell, Jackie	1963, 64, 65*	Calcagni, Mark	1984, 85	Chunn, Del	1990
Bain, James	1915, 16, 19	Berry, Charlie	1956	Braswell, J.C.	1894	Calcagni, Ron	1975, 76, 77, 78*	Cialone, Felice	1942
Baker, Chris	2003, 04, 06, 07	Berry, D'Andre	1998, 99, 00, 01	Braun, Joshua	2023	Caldwell, Ravin	1982, 83, 84, 85	Cissell, Mickey	1960, 61
Baker, Ed	1995	Berry, Greg	1983	Brawner, Jim	1971, 72	Caldwell, Tracy	1990, 91, 92, 93	Clabom, Joe	1945, 48
Baker, Kevin	2000	Berry, Homer	1922, 23, 24	Braxton, Jaylon	2023	Calloway, Chevin	2017	Clark, Elbert	1900, 01, 02
Baker, Mark	1994, 95, 96, 97	Berry, Matt	2018, 19	Bray, Don	1994, 95	Calvin, Carlton	1991, 92, 93, 94	Clark, Hudson	2020, 21, 22, 23
Baker, Pat	1993, 94	Berryhill, Stuart	1964, 65, 66	Brazil, Ernest	1917, 18	Calvaruso, Vito	2020, 21	Clark, Jack	1940, 41
		Bettis, Evan	2008	Breeden, Sam	2000, 01	Cameron, Pat	1989, 90	Clark, Jessie	1981, 82*
		Beutelschies, Gene	1962	Breeding, Dylan	2009, 10, 11, 12	Campbell, Charles	1915, 16	Clark, Leon	1994
		Bexley, Carleton	1996	Brewer, Nick	2010, 12	Campbell, Dean	1972	Clark, W.H.	1930
		Bickerstaff, Ray	1945	Briggs, Oscar Garner	1899			Clark, Zak	2000, 01

ALL-TIME LETTERWINNERS

Clary, Ty.....2017, 18, 19, 20, 21	Cox, Steve.....1979, 80	Deloney, Ernest D.....1905	Emrich, Matt.....2013, 14, 15, 16	Freehan, Stan.....1978, 79
Clavelle, Marcus.....1997	Crabbaugh, Alfred J.....1921, 22, 23	Derby, AJ.....2013, 14	Epp, Marlin.....1958, 59, 60	Freeman, William A.....1897, 98, 99, 00
Clay, Billy.....1960, 63	Crabbaugh, Quentin.....1927, 28, 29	Derry, Lee.....1923, 24	Erwin, J.L. Buzz.....1968	French, Keith.....1971
Clay, Charles.....1975, 76, 77, 78	Crafton, James.....1947, 48	De Salvo, Henry.....1947	Erwin, Judson L.....1930, 31, 32	Frieberger, John.....1938, 39, 40
Clay, Collin.....2019	Craig, Reggie.....1972, 73, 74	Dew, Robert.....1969	Estes, Benny.....1965	Froholdt, Hjalte.....2015, 16, 17, 18*
Clayton, Michael R.....1957	Craig, Tim.....2000	Dew, Tommy.....1967, 68, 69	Estes, Dan.....1908, 10, 11*, 13	Fryer, Jimmy.....1970
Clenin, Shane.....2018, 19, 20, 21	Crawford, Danny.....1973, 74	Dewey, Mark.....1978, 79	Ettinger, Jack.....1971, 72, 73*	Fuchs, Rolland.....1973, 74, 75
Cleveland, Ben.....2006, 08, 09, 10	Crawford, Elbert.....1986, 87, 88, 89*	Dhonau, Lloyd.....1925, 26	Eubanks, Anthony.....1994, 95, 96, 97*	Fulbright, Bill.....1921, 22, 23, 24
Cleveland, Jay.....1986	Crawford, Kerry.....1985, 86, 87, 88	Dick, Casey.....2005, 06, 07, 08*	Eugene Jr., Dwayne.....2014, 15, 16, 17	Fulbright, Jack.....1918
Clinton, Chris.....2002	Crawford, London.....2006, 07, 08, 09	Dick, Nathan.....2008	Evans, Caleb.....2009	Fulcher, Don.....1975, 76
Clyde, Steve.....1977, 79, 80, 81	Crawford, Ty Kieast.....2021, 22, 23	Dickerson, Kyle.....2002, 03, 04, 05*	Evans, Denzell.....2014, 15	Fulcher, Ron.....1973, 74, 75
Coats, Jeff.....1939, 40, 41	Creekmore, Steve.....1908, 09, 10*	Dickerson Jr., Ron.....1989, 90, 91, 92	Evans, Hoover.....1960, 61, 62	Fuller, Bill.....1953, 54, 55
Coates, Julius.....2020	Creighton, Milan.....1928, 29, 30*	Dickey, David.....1966, 67, 68	Evans, Kevin.....1976, 78, 79, 80	Fuller, Dick.....1970
Cobbs, Cedric.....1999, 01, 02, 03	Crim, Rudell.....2009, 10	Dickson, Earnest.....1907, 08	Ewart, James B.....1917, 19, 20	Fulton, Earl.....1933
Cochran, Maurice.....1915, 16	Criswell, Jacobby.....2023	Dickson, Enos H.....1906		Furo, Sammy.....1949, 50
Cody, Russell.....1967, 68, 69	Criswell, Oliver.....1933, 34	Dicus, Chuck.....1968, 69, 70		Futrell, Byron.....1923, 24
Coe, Michael.....2003, 04, 05	Crocker, Patrick.....1989, 90	Dingler, Lamar.....1943*, 44*		
Colbert, Cameron.....2015, 16	Crockett, Bobby.....1963, 64, 65*	Dixon, Arrión.....2001, 02, 03, 04*	Fairchild, Freddie.....2005, 07	
Cole, Bob.....1993	Crook, Jordan.....2022, 2023	Dixon, Tommy.....1967, 68	Farr, Ryan.....2011	
Cole, Charles.....1956	Cross, Bob.....1950	Dodson, Matt.....2016	Farrell, Robert.....1976, 77, 78, 79	
Cole, George.....1925, 26, 27	Cross, Gary.....2017, 18	Dodson, Tony.....1999	Faulkinberry, Charles.....1952	
Cole, Harper.....2021, 22	Crow, Olan.....1945	Domineck, Jordan.....2022	Faurot, Ron.....1980, 81, 82, 83*	
Cole, Johnny.....1950, 51, 52	Crowder, Tom.....2001, 02, 03	Dominguez, Ray.....2007, 08, 09, 10	Felton, Robert.....2004, 05, 06, 07	
Cole, Nathan.....1995, 96, 97, 98	Crowley, L.G.....1896	Donaldson, John.....1935, 37	Fenton, Aaron.....2008	
Cole, Ray.....1937, 38, 39*	Culpepper, Oren.....1954, 55, 56	Donathan, Jay.....1955, 56, 57*	Ferguson, Jerry.....1956, 57	
Coleman, Eusell.....1925, 26, 27*	Culwell, J.D.....1904, 05, 06, 07	Donathan, Jeff.....1926, 27	Ferguson, Joe.....1970, 71, 72	
Coleman, James W.....1916, 17, 18, 19*	Cunningham, Dick.....1964, 65, 66	Donoho, Tommy.....1944	Ferguson, John.....1948, 49	
Coleman, Richard.....1968, 69	Curl, Kamren.....2017, 18, 19	Dossey, Jerry.....1967, 68, 69	Ferguson, Pedro.....1957	
Coleman, Rod.....2006, 07	Curry, Ken.....1970	Doughty, Dan.....2002, 03	Fergusson, John Bubba.....1960	
Coleman, Sam.....1921, 22, 23*, 24	Curtis, DeAnthony.....2008, 09, 10, 11	Douglas, Freddie.....1972, 73, 74, 75	Feld, Bobby.....1968, 69, 70	
Coleman, Will.....2012	Curtis, Jordan.....2018, 19	Douglas, Mark.....1979, 80, 81, 82	Fields, Johnny.....1959, 60	
Coley, DeAndre.....2014, 15, 16, 17	Cypert, Boyd.....1910, 11, 12	Douglas, Steve.....1979, 80, 81	Fields, Milton.....1980, 81, 82, 83	
Collier, Jimmy.....1959, 60, 61		Douglass, Bill.....1965	Fillmore, Sedric.....1989	
Collins, Alex.....2013, 14, 15		Downey, Tim.....1973	Finch, James.....1962, 63, 64*	
Collins, Jared.....2013, 14, 15, 16		Drake, Randy.....1972, 73, 74	Finney, Tom.....1930	
Collins, Kirk.....1988, 89, 90, 91*		Draper, Levi.....2020	Fischel, Frank.....1949, 50, 51	
Collins, Ronnie.....1976		Drover, W.H.....1910, 11	Fish, Reggie.....2005, 06, 07, 09	
Collins, Shane.....2002		Drummonds, Lamar.....1957	Fishback, Herbert.....1894, 95*, 96*, 97*	
Collins, Terrell.....2018		Dubinon, Rashod.....2022, 23	Fisher Jr., Kelvin.....2012	
Compton, Kevin.....2021		Dubs, Ford.....1913, 15	Fleming, Bert R.....1907, 08, 09	
Conger, Marvin.....1944		Duckworth, Bobby.....1977, 78, 79, 80	Fletcher, Marion.....1936, 37, 38	
Conley, Steve.....1992, 93, 94, 95*		Dudley, David.....1983, 84, 85, 86	Fletcher, Max.....2022, 23	
Connor, Paul.....1965, 66, 67		Duffy, Richard.....1984	Fletcher, Reed.....1913	
Cook, Brey.....2011, 12, 13, 14*		Dugan, Joe.....1949	Floor, Ben.....1987, 88, 90	
Cook, Grant.....2008, 09, 10, 11		Duke, Alvin C.....1946, 47, 48, 49*	Flores, Shon.....1989, 90	
Cook, Jake.....1913, 14		Dumas, Sammy.....1951, 52	Flowers, Jeromy.....1996, 97, 98, 99	
Cook, John D.....1954		Dunaghty, Ray.....1947	Flowers, Trey.....2011, 12, 13, 14*	
Cooks, Mark.....1995		Duncan, William Robert.....1953	Floyd, Cornelius.....2014, 15	
Cooney, Anthony.....1986, 87, 88, 89*		Dunkelgod, Dennis.....1973	Flynn, Austin.....2012	
Cooney, Mike.....1958		Durmon, John.....2008, 09	Folliart, Josh.....2000, 01	
Cooper, David.....1965, 66, 67			Fong, John.....1958	
Cooper, D.J.....1996, 97, 98, 99			Ford, Blake.....2023	
Cope, Larry.....1943, 44			Ford, Elton.....2008, 09, 10, 11	
Cope, Robert.....1943, 44			Ford, Henry.....1943, 44, 45*, 46	
Corbett, Lundy.....1936			Ford, Henry.....1990, 91, 92, 93	
Cordell, Corkey.....1970, 71			Ford, Jerry.....1954, 56, 57	
Cordelli, Mark.....1986			Foreman, Jim.....1953	
Corgan, Charles.....1923			Foreman, Marshall.....1984, 85, 86	
Cornelius, Jared.....2014, 15, 16, 17, 18			Forrest, Micheal.....1975, 76, 77, 78	
Cornelius, Jessie.....1994, 95, 96			Forrester, William Ron.....1952, 53	
Cornish, Bryan.....1991, 92, 93, 94			Forsythe, Charles.....1945	
Corrotto, Leo.....1933			Fortin, Cade.....2022	
Cory, A.B.....1894			Forte, Elston.....2005, 06, 07, 08	
Cory, Henry J.....1894			Forte, Ike.....1974, 75*	
Cotton, Delano.....1962			Forte, Robert.....1940, 41, 42*	
Cotton, Kotto.....1991, 92, 93			Forte, Rod.....1984, 85	
Counce, Dale.....1945, 46, 47			Foster, Barry.....1987, 88, 89	
Courtney, J.G.....1898			Foucha, Joe.....2018, 19, 20, 21*	
Covington, Pete.....1956			Fowler, Aubrey.....1946, 47	
Cowan, D. Arthur.....2012, 13			Fowler, Tommy.....1961	
Cowger, James.....1925, 26, 27			Franklin, Bill.....1946, 47	
Cowins, Ben.....1975, 76, 77, 78*			Franklin, Jerry.....2008, 09, 10*, 11*	
Cox, Curtis.....1959, 60			Franklin, Kenny.....1986	
Cox, David.....1968, 69			Franklin, Luther.....1982, 83, 84, 85	
Cox, Harold Earl.....1943, 48			Franks, Felipe.....2020*	
Cox, Harold Eugene.....1952			Frappia, L.A.....1915	
Cox, James.....1947			Frazier, E.H.....1912, 15	
Cox, Steve.....1971			Freeland, Stuart.....1971, 72	
			Freeman, Grant.....2008, 09, 10, 11	
			Freeman, Reggie.....1975, 76, 77	

ALL-TIME LETTERWINNERS

Gray, Oscar.....1992, 93, 95
 Grayson, Wade.....2007, 08, 09, 10
 Green, AJ.....2021, 22, 23
 Green, Broderick.....2009, 10, 11
 Green, Jared.....2011, 12
 Green, Jerry.....1958, 59
 Green, Orlando.....1998, 99, 00
 Green, Robert.....1941, 42
 Greenlaw, Dre.....2015, 16, 17, 18*
 Greenwell, Lynn.....1958
 Gregory, Chip.....2007
 Gregory, Eric.....2020, 21, 22, 23
 Grier, Antonio.....2023
 Griffin, Mike.....1970, 71, 72
 Griffin, Robert.....1949, 50, 51
 Grizzle, Jim.....1961, 62, 63*
 Grooms, Richard.....1988
 Grovey, Quinn.....1987, 88, 89, 90*
 Guest, Gordon.....1963
 Guidry, Briston.....2017, 18
 Guillot, David.....1984
 Gullett, Ryan.....2003
 Gumms, Var'Keyes.....2023
 Gunderson, Blake.....2011
 Gunn, David.....1986
 Gunn, Johnson.....1952
 Gunnell, G.W.....1896
 Gunter, Grayson.....2016, 18, 19
 Guynes, W.M.....1910, 11

H
 Hackett, Khalia.....2014, 15, 16
 Haden, Jack.....1933, 34, 35
 Hagan, Chester Earl.....1933
 Hager, James.....1946
 Hale, Harver.....1915, 16
 Hale, Ryan.....1995, 96, 97, 98*
 Hales, Mike.....1962
 Hall, Carlos.....1998, 99, 00, 01*
 Hall, DeAnthony.....1995, 96
 Hall, George.....1978, 79, 80, 81
 Hall, Jake.....2016, 17
 Hall, Reggie.....1985, 86, 87, 88
 Hallum, Charles.....1951, 52, 53
 Halstead, Glenn.....1944, 49
 Ham, H.H.....1897, 99
 Hamberg, Harold.....1940
 Hamberg, Walter.....1938, 39
 Hamilton, Cobi.....2009, 10, 11, 12
 Hamilton, Ed.....1946, 48
 Hamilton, Hartford.....1965, 66, 67*
 Hamilton, Norman.....1922, 23, 24
 Hamilton, Ray.....1935, 36, 37
 Hamilton, Sparky.....1999, 00, 01, 02*
 Hamlin, Ken.....2000, 01, 02
 Hammers, Ronnie.....1968, 69, 70
 Hammonds, T.J.....2016, 17, 19, 20, 21
 Hampton, Dan.....1975, 76, 77, 78
 Hampton, Harvey.....1973, 74, 75, 76
 Hampton, Robby.....1999, 00
 Hampton, Terry.....2022
 Hampton, William.....1975, 76, 77, 78
 Hanes, Bob.....1965
 Hanner, Dave.....1949, 50, 51*
 Hannah, Jackson.....2017
 Hansard, Harry.....1920, 21, 22
 Hardin, T.H.....1915, 16, 17, 18
 Hardwick, Richard.....1954
 Harmon, Neil.....1927
 Harnish, Roger.....1969, 70
 Harper, David.....1912
 Harper, Harb.....1912
 Harper, LaSalle.....1987, 88
 Harper, Jeremiah.....1997, 98, 99, 00
 Harrell, Chase.....2018, 19
 Harrell, Gary.....1967
 Harrell, Derrick.....1995
 Harrell, Jeremy.....2003, 04, 05, 06
 Harrinton, Leroy.....1921, 22

Harris, Albert.....1986, 87, 89, 90
 Harris, Alex.....1995, 96, 97
 Harris, Bret.....2008, 09, 11
 Harris, Chris.....2023
 Harris, Corey G.....2000, 01
 Harris, DeJon.....2016, 17, 18*, 19*
 Harris, Elliott.....2001, 02, 03, 04
 Harris, E'Marion.....2023
 Harris, Harold.....1998, 99, 01
 Harris, Jamel.....1996, 97, 98, 99
 Harris, Josh.....2015, 16
 Harris, Leotis.....1974, 75, 76, 77*
 Harris, Matt.....2008, 09
 Harris, Mike.....1981, 82, 83
 Harris, Muskies.....1973, 74, 76, 77
 Harris, Steven.....2000, 01, 03, 04*
 Harris, Tommy.....1972, 73, 74, 75
 Harris, Wayne.....1958, 59, 60*
 Harrison, Charles D.....1898, 99, 00
 Harrison, Galloway C.....1911
 Harrison, Marcus.....2004, 05, 06, 07*
 Harrison, Ralph.....1925, 26
 Harrison, William Ringold.....1919
 Harshiss, Al.....1934
 Harshaw, JuJu.....1987, 88, 89
 Hartsfield, Eddie.....1973
 Harvell, Don.....1967
 Harvell, Gary.....1967
 Haselwood, Jadon.....2022
 Hasz, Dylan.....2023
 Hasz, Luke.....2023
 Hatcher, Keon.....2012, 13, 14, 16
 Hatfield, Dick.....1962, 63, 64*
 Hatfield, Ken.....1962, 63, 64*
 Haun, Bobby.....1982, 83
 Hawkins, Eric.....2013, 14, 15
 Hawkins, Wayman.....1974, 75
 Hay, Bruce.....1976, 77, 78
 Hayden, Chase.....2017, 18, 19
 Hayden, Kenneth.....1940, 41
 Hayden, W.W.....1894
 Hayes, Bob.....1957
 Hayes, Orin.....1928, 29, 30
 Hayes, Phillip.....1994, 95, 96
 Hayes, Rockie.....1982
 Hayfron, Kweku.....2001
 Haynes, Bratton.....1940, 41
 Haynes, David.....1980
 Haynie, Bracy.....1921, 22
 Hays, Dylan.....2017
 Hebert, Dexter.....1993, 95
 Hedgepeth, Steve.....1971, 72, 73*
 Hedlund, Cole.....2015, 16, 17
 Heim, Steve.....1975, 76, 77
 Henderson, Charles.....1914
 Henderson, Dematt.....1899, 00
 Henderson, Ed.....1948
 Henderson, Gerald.....1956
 Henderson, Marcus.....2020, 21
 Henderson, Mark.....1997
 Henderson, Paul.....1958, 59, 60
 Hendren, Mike.....1967, 69
 Henry, Cliff.....1979, 80, 81
 Henry, Hayden.....2017, 18, 19, 20, 21
 Henry, Hudson.....2019, 20, 21, 22
 Henry, Hunter.....2013, 14, 15
 Henry, Joseph.....2009
 Henry, Mark.....1988, 89, 90, 91*
 Henry, Michael.....1995, 96, 97
 Henry, Nathan.....2001
 Henry, Tyrone.....1994, 95
 Henson, David.....1987
 Henson, John.....2012, 14
 Henson, Harold Elgin.....1945, 47, 48
 Heringer, Al.....1995, 97, 98
 Herman, Chuck.....1977, 78, 79
 Hermann, Troy.....1957
 Herndon, Javontee.....2010, 11, 12, 13
 Hewitt, Matt.....2006, 07

Hickey, Howard.....1938, 39, 40*
 Hickey, P.J.....2004
 Hicks, Anthony.....1993, 94, 95, 96
 Hicks, Ben.....2019
 Hicks, Jared.....2002, 03, 04, 05
 Higgins, Mike.....1994
 Highsmith, Alonzo.....2011, 12*
 Hilburn, Sam.....1962
 Hile, Kevin.....1994
 Hill, Jon.....2023
 Hill, J.W.....1903
 Hill, Madre.....1994, 95, 98*
 Hill, Tom.....1984, 85
 Hill, Wade.....1991
 Hillis, Peyton.....2004, 05, 06, 07
 Hines, Glen Ray.....1963, 64, 65*
 Hines, Glen Ray.....1989, 90
 Hines, Will.....2012, 13
 Hinson, Dock Newton.....1918
 Hinton, L.E. Percy.....1910, 11, 12*
 Hirschfield, Hal.....1973
 Hix, Billy.....1948, 49
 Hixson, Guy.....1907, 08, 09
 Hobbs, Gary.....1998
 Hobbs, Wilburn D.....1898, 99
 Hocker, Zach.....2010, 11, 12, 13
 Hockersmith, Glen.....1967, 68
 Hockersmith, Steve.....1969
 Hodge, DeMarcus.....2012, 13, 14, 15
 Hodge, Jim.....1970, 71, 72*
 Hoehn, Steve.....1965, 66, 67
 Hoffman, John.....1945, 46
 Hogan, Brad.....1993
 Hogan, Floyd.....1973, 74
 Hogue, David.....1969, 70, 71*
 Hogue, Larry.....1950, 51, 52
 Holdridge, R.H.....1920
 Holland, Kenneth.....1946, 47
 Hollander, Jim.....1958, 59
 Hollingsworth, Mark.....1971, 72
 Hollister, Cody.....2014, 15, 16
 Holloway, Derek.....1980, 81, 82
 Holloway, Judson.....2002
 Holly, Zeylon.....1940
 Holmes, Brandon.....2000, 01, 02, 03
 Holmes, Nate.....2012
 Holmes, O. Wendell.....1928, 30, 31
 Holmes, Price.....2012, 13
 Holmes, Tony.....1986, 87
 Holt, Jack.....1935, 36, 37
 Holthoff, Corky.....1968
 Hooper, Tommy.....1968
 Hopkins, Terry.....1969, 70
 Hopper, Tom.....1969, 70
 Hopson, E.E.....1906
 Horne, Greg.....1983, 84, 85, 86
 Horner, John.....1984
 Hornsby, Malik.....2021, 22
 Horsfall, Frank.....1895, 96, 97
 Horton, Don.....1955, 57, 58
 Horton, Harold.....1960, 61*
 Horton, Julian.....2010, 11, 12, 13
 Horton, Tim.....1986, 87, 88, 89*
 Houfiek, Keith.....1979, 80*
 House, Raymond.....2000, 01, 02*
 Houston, Chris.....2004, 05, 06
 Houston, Rex.....1930
 Howard, DeArrius.....2002, 03, 04, 05
 Howard, Dexter.....1991, 92, 93
 Howard, Gerald.....1998, 00, 01, 02
 Howard, Gary.....1961, 62, 63
 Howard, Jim.....1977, 78, 79*
 Howard, Shadrack.....1989
 Howell, Jim Lee.....1933, 34, 35
 Hubbell, Webb.....1967, 68
 Huckleba, Jeb.....2001, 02, 03, 04*
 Hudson, Bryan.....1994
 Hudson, Steve.....1988, 89, 90
 Huffman, Bo.....1957

Hughes, Howard.....1947, 48
 Hughes, Max.....1980
 Humphrey, Maudrecus.....2010, 11
 Hunt, Jackie.....1962, 63
 Hunter, Billy.....1936
 Hunter, Chris.....1986, 87, 88, 89
 Huntley, Bruce W.....1911, 12
 Huntley, P.C.....1908, 09, 10, 11
 Hurd, David.....2012, 13
 Hust, A.S.....1898
 Hutton, Counts.....1904, 05
 Hyatt, Daulton.....2018
 Hyatt, Robert F.....1906

I
 Ihrie, Mike.....1982, 84
 Ireland, Darwin.....1990, 91, 92*, 93
 Irwin, Clark.....2007
 Irwin, Clark.....1971, 72
 Irwin, Jim.....1971, 72
 Irwin, Judson.....1932*
 Irwin, Terry.....1974
 Irwin-Hill, Sam.....2013, 14

J
 Jackson, Aaron.....1986, 88, 89, 90
 Jackson, Alfred.....1991, 92, 93
 Jackson, Bijhon.....2014, 15, 16, 17
 Jackson, Carl.....1943
 Jackson, Colton.....2016, 17, 18, 19
 Jackson, Ed.....1979, 80, 81, 82
 Jackson, Enoch.....2019, 20
 Jackson, E.D.....1989, 90, 91, 92*
 Jackson, Eddie.....2000, 01, 02, 03
 Jackson, Elmer.....1946, 47
 Jackson, Farod.....2004, 05, 06, 07
 Jackson, John.....2002, 03, 04
 Jackson, Keith.....2003, 04, 05, 06*
 Jackson, Kendrick.....2015, 16, 17, 18
 Jackson Jr., Ketron.....2021, 22
 Jackson, Koilan.....2018, 19
 Jackson, Landon.....2022, 2023*
 Jackson, Larry.....1976, 77, 78*
 Jackson, Marvin.....2001, 03
 Jackson, Nick.....1995
 Jackson, O.C.....1976, 77, 78
 Jackson, Tarvaris.....2002
 Jackson, T.Q.....2019
 Jacobs, Jerry.....2020
 Jacobs, Mike.....1968
 Jamerson, Charlie.....1919, 20, 21
 James, Bruce.....1968, 69, 70
 James, Dennis.....1971, 72
 James, Frank D.....1894, 96, 99
 James, Michael.....1989, 90, 91
 Japp, Gus.....1924, 25, 26
 Jarvis, Hunter.....2011
 Jasper, Glen.....2006
 Jean-Baptiste, Alexy.....2018
 Jeffcoat, Trajan.....2023
 Jefferies, Elrod B.....1934, 35
 Jeffers, Solomon L.....1897
 Jefferson, Cameron.....2014
 Jefferson, K.J.....2020, 21*, 22*, 23*, 24*
 Jefferson, Mike.....1997
 Jeffery, Tony.....1991, 92
 Jenkins, John.....1971
 Jenkins, J.R.....1984
 Jenkins, Mike.....1999
 Jernigan, Hugh.....1978, 79, 80
 Jett, William.....1904, 05*
 John, Jim.....1961, 62, 63
 Johnson, Blake.....2017, 18
 Johnson, Carl.....1991, 92, 94, 95
 Johnson, Charles.....1943, 44
 Johnson, Cordale.....1992, 94
 Johnson, Curtis.....1988
 Johnson, David.....1974
 Johnson, Dennis.....2008, 09, 11, 12

Johnson, Derrick.....1998, 99
 Johnson, Dominique.....2020, 21, 23
 Johnson, Hayden.....2016, 17, 18, 19
 Johnson, James.....2002
 Johnson, Jayden.....2021, 22, 23
 Johnson, Jimmy.....1962, 63, 64*
 Johnson, Joe.....1985, 86, 87, 88
 Johnson, John.....2003, 04, 05, 06
 Johnson, Khari.....2020, 21, 22
 Johnson, Lee.....1964, 65, 66
 Johnson, Lewis.....1931, 32, 33*
 Johnson, Lorando.....2023
 Johnson, Marius.....1992, 93, 94, 95
 Johnson, Rashad.....2007
 Johnson, Ray Lee.....1990, 91
 Johnson, Robert.....2004, 05, 06, 07*
 Johnson, Robert.....1935
 Johnson, Shadrack.....2005, 06, 07, 08
 Johnson, Taiwan.....2014, 15, 16
 Johnson, Virgil.....1941, 42
 Johnson, Willie.....1991, 92, 93, 94*
 Jones, Alvin.....1965, 66, 67
 Jones, Austin.....2012, 13
 Jones, Ben.....1942, 43*
 Jones, Byron.....2010, 11, 12, 13
 Jones, Carroll.....1944
 Jones, Chadd.....1997
 Jones, Charles.....1982
 Jones, Chris.....2014, 15, 16
 Jones, David P.....1941, 42
 Jones, DeQuinta.....2009, 10, 11, 12
 Jones, Felix.....2005, 06, 07
 Jones, Guy.....1964, 65
 Jones, Harry.....1964, 65, 66
 Jones, Herschel.....1952
 Jones, Jamie.....1971
 Jones, Jerry.....1962, 63, 64*
 Jones, Jeryll.....1983, 84, 85
 Jones, J.J.....1996, 97, 98, 00
 Jones, John Stephen.....2018, 19, 21
 Jones, Jordan.....2017, 18
 Jones, Luke.....2020, 21, 22
 Jones, Matt.....2001, 02, 03, 04*
 Jones, Meredith.....1941, 42
 Jones, Nathan.....1981, 82, 83, 84
 Jones, Patrick.....2007, 08, 09, 10
 Jones, Ricky.....1982
 Jones, Ronnie.....1969, 70, 71*
 Jones, Steve.....1971
 Jones, Steve.....1984, 85, 86, 87
 Jones, Todd.....1987, 88
 Jones, Tom.....1979, 80, 81, 82
 Jones, Tommy.....1991
 Jordan, Clark.....1932, 33, 34
 Jordan, George.....1932, 33
 Jordan, George.....1958
 Jordan, Ivan.....1972, 73, 74, 75
 Jordan, Jim.....1968
 Jordan, Mike.....1964, 65, 66
 Jurecka, Mike.....1975
 Jurney, Bill.....1950, 51

K
 Kaiser, Earl.....1952
 Karr, Elwin.....1931
 Kauffman, Charlie.....2016
 Keaton, Byron.....1935, 36
 Keen, Allen.....1991
 Keith, Lee.....2012
 Kelleybrew, Kaelon.....2017, 18
 Kelley, Cole.....1929, 30, 31
 Kelly, M. LeRoy.....1989, 90, 91, 92*
 Kelly, Randy.....2004, 05, 06
 Kelly, Xavier.....2020
 Kelly-Thomas, Darrell.....2012
 Kelson, Mike.....1969, 70, 71*
 Kempf, Kevin.....1992
 Kennedy, Bill.....1970, 71

ALL-TIME LETTERWINNERS

Kennedy, Brandon2002, 03, 04, 05*
Kennedy, Kenoy1996, 97, 98, 99*
Kennedy, Kerry1990, 91, 92
Kenney, James S.1913, 14
Kent, Delancey1996, 97, 98, 99
Kerby, Kent1927, 28
Kern, Blake2018, 19, 20, 21
Kersey, Rick1968, 69, 70
Kessinger, Jim1984, 86, 87
Kestner, Troy1991, 92
Ketcher, William1966, 67
Keyes, Morgan1997
Keyser, Dick1953
Kidd, Carl1993, 94
Kidd, Keith1981, 82, 83
Kilbourn, Rex1921, 22
Kilgore, Larry1970, 71
King, Bobby1982, 83
King, Cyrus1924
King, Lee1972, 73, 74
King, Les1977
King, Steve1972
Kingsby, Jim1982
Kinnebrew, Chris1992, 93, 94
Kinyo, John1989
Kirby, Chris1990, 91
Kirek, Paul1979
Kirkland, Denver2013, 14, 15
Kirkland, Mike1972, 73, 74, 75
Knapp, Trent1992, 93, 94
Knox, Trey2019, 20, 21, 22
Kobel, Raleigh1894
Kobza, Marty1982
Koch, Greg1973, 74, 75, 76
Koehler, Reeve2015
Kolb, Jim1954
Kolenda, Greg1976, 77, 78, 79
Korte, Steve1981, 82
Kraus, Jack2015, 16, 17
Kutas, Patrick2022, 23
Kyle, Winton1929, 30
Kyser, Billy1957, 58, 59

L
Lackey, Greg1968
Lacy, Bo2001, 02, 03*
LaFargue, Richard1973, 74, 75
LaForge, Ralph1932, 33, 34
LaFrance, Giovanni2018
Lahay, Bruce1978, 79, 81
Lairamore, Chad1998
Lairmore, F.G.1938
Lake, Howard1933, 34
Lake, Jarrett2010, 11, 12, 13
Lalman, Ed1936, 37
Lamb, Jerry1962, 63, 64*
Lambert, Eugene1927, 28
Lambright, Frank1944, 47, 48
Lancaster, Sacha1998, 99, 00, 01
Lancelot, John1957
Landers, Matt2022
Lane, Calvin1944, 45
Langston, James1960, 61, 62
Lashley, David1951, 52, 53
Lasker, Greg1982, 83, 84, 85*
Latham, Brady2020, 21, 22, 23*
Latourette, Todd1995, 96, 97, 98
Lawhorn, Jay1940, 41, 42
Leandre, Walner2007, 08
Ledbetter, Homer1929, 30, 31
Ledbetter, Jeremiah2015, 16
Lee, Mark1981, 82, 83, 84*
Lemond, Martin1976
Lenz, Bill1985
Leon, Anthony2009, 10
Letsinger, Leslie1958, 59, 60
Leverett, Charles D.1906
Leverett, G.V.1914

Levine, M.H.1912
Lewis, Brandon2013, 14, 15, 16
Lewis, Garrett2003
Lewis, Mark1974, 75, 77
Lewis, Jaylen2023
Lewis, Robert1969
Liddell, Josh2014, 15, 16, 17
Limmer, Beau2020, 21, 22, 23
Limpert, Connor2016, 17, 18, 19
Lindsey, Jack2018, 19, 20
Lindsey, Jim1963, 64, 65*
Lindsey, Lyndy1988, 89, 90, 91
Lindsey, Marvin1943
Lindsey, Wright1894*
Linebarier, Bob1951, 52
Linebarier, Chester1949
Lineberger, Jerry1960, 61, 62
Lineberger, Phil1966
Linsford, Morgan2012, 13
Lisko, Frankie1983, 84
Little, Cam2021, 22, 23*
Little, Emmett1900, 01
Little, Steve1974, 75, 76, 77*
Lively, Bill1971
Lively, Charles1942, 46, 47
Lloyd, Odis1985, 86, 87, 88*
Lockhart, Tony1998
Locke, Birt1977, 78, 79
Loewen, Mitchell2012, 13, 14, 15
Logan, Cedric2005
Loggains, Dowell2001, 02, 03, 04
Logsdon, Robert1950
Logue, Donald1949, 50
London, Jack1963
Long, Francis1952
Long, Gordon1944, 46, 47, 48
Long, Jim1972
Long, Scott1989, 90, 91, 92
Looney, Stacy1947, 49
Loudermilk, Hubert1996, 97, 98, 99
Ludemilk, J.W.1952
Love, DeMarcus2007, 08, 09* 10*
Love, Jamar2005, 06, 07, 08*
Love, Jermaine2007, 08, 09, 10
Lowe, Defonta2012
Lowe, Glen1970, 71, 72
Loy, Sam2019, 20, 21
Lubker, Herman1942, 46
Lucas, Anthony1995, 97, 98, 99*
Lucas, Ryder2015, 16, 17, 18
Lucky, Art1975
Lueders, Jamie1984, 85
Luigs, Jonathan2005, 06, 07, 08*
Lunday, Kenneth1935, 36
Lunney, Barry1992, 93, 94, 95*
Lunney, John1946, 47, 48, 49
Luplow, Billy1958, 59*
Luplow, Rollie1955, 56, 57
Lusby, Vaughn1974, 76, 77, 78
Luther, Mark2001
Lyons, Bill1954, 55
Lyons, Floyd1937, 38, 39

M
Mabry, Jim1986, 87, 88, 89
Mabry, Tom1969, 70, 71
Madden, George2018
Madison, Isaac2007, 08, 10, 11
Mahan, Benji1998
Mallet, James1991
Mallett, Ryan2009*, 10*
Malone, Michael2002
Malone, Oscar1992, 93, 94, 96
Manor, Brison1973, 74
Manuel, Devon2022
Marlow, Ronnie1989
Maroney, Mickey1965, 66
Marshall, Fred1962, 63, 64
Marshall, Herbert1951, 52

Marshall, Jonathan2017, 18, 19, 20*
Marshall, Korliss2013
Marshall, Matt2009, 10, 11, 12
Marshall, Steven1988
Marshall, Wayne1942
Martin, Brandon2017
Martin, Drew1936, 37
Martin, E. G.1897, 98*
Martin, Finis1932
Martin, Herbert Ray1959
Martin, Kenneth1923
Martin, Lee1912
Martin, Neal1938
Martin, Neil1954, 55, 56*
Martin, Patrick1975, 76, 77
Martin, Robert1934, 35, 36
Martin, Wayne1985, 86, 87, 88
Mason, Darryl1978, 79, 80, 81*
Mason, Myles2018, 19, 20
Mason, Ty1988, 89, 90, 91
Massa, Kenn1986
Massey, Mike1976, 77, 78, 79
Massey, Shane1986
Matheny, Ronald1979, 80, 81
Matthews, Walter1954, 55
Matthews, Wilson1942
Mauldin, Travis1965, 66
Maxwell, Bruce1966, 68, 69*
May, Bill1958
May, Pat1967, 68
May, Russell1910, 11, 12, 13*
Mayes, Jim1962, 63
Mays, Dudley1937, 38, 39
Mazza, Carl1952
Mazzanti, Francis1955
Mazzanti, Geno1948, 49
Mazzanti, Jerry1960, 61, 62
Mazzanti, Paul1958
Mbak, Sam2022
McAdoo, Quincey2022
McAfee, Hal1973, 74, 75*
McAndrews, Joe A.1898, 00
McBride, Jared2000
McCall, J.K.1899
McClard, Bill1969, 70, 71
McClellion, Jarques2018, 19
McClure, D'Vone2016, 18, 19
McClure, John2014
McCollough, William1922
McConkey, Homer1921
McCoys, James1987, 88, 89
McDaniel, Arthur J.1894, 95, 96
McDonald, Gary1957
McDoniel, Estes1939, 40
McDougle, Carlus1997, 98
McEvogue, Don1966, 67
McEntire, Rusty2003
McFadden, Darren2005, 06, 07
McFadden, Gerald1954, 55
McFain, Adam2014, 16
McFarland, Terry1970
McGaha, Melvin1944, 46, 47*
McGaughy, Chris1990
McGee, David1983, 84, 85
McGill, J. Tate1916, 19, 20*
McGill, Leighton1925, 26
McGlothorn, Dwight2022, 23
McGowan, James1983
McHan, Lamar1951, 52, 53
McIntosh, Ellis1943
McKay, Mekale2012
McKinney, Chuck1974
McKinney, Davyon2012, 13, 14, 15
McKinney, George1959, 60, 61*
McKnelly, Tom1962, 63, 64*
McLain, C.J.1995, 96, 98
McLeod, George E.1957
McMurray, Gerald1981
McNair, Bill1942

McNatt, Drew1968, 69
McNulty, Gordon2017
McPherson, Connor2017
McQuay, Ken1987, 88, 89
Meacham, Allen1988, 89
Meadors, J.J.1992, 93, 94, 95
Meadors, Johnnie1974, 75, 76
Measel, John1933, 34
Melton, Josh1999, 00, 01, 02
Merrick, Jalen2016, 17
Metcalfe, T.J.2023
Meyer, Percy B.1899
Meyers, J.C.1902, 03
Michael, Billy1956, 57, 58*
Michael, Edward1945
Milam, Charles1943, 48, 49, 50
Miles, Wayne1972
Miles-Nash, Colton2009, 10, 11, 12
Milford, C.C.1904, 05, 06, 07*, 08, 09
Miller, Caleb2000, 01, 02, 03*
Miller, Carl1982, 83, 84, 85
Miller, Chris1995
Miller, Lucas2006, 07, 08, 09
Miller, Marcus2020, 21, 22
Miller, Mark1973, 74, 75
Miller, Nick1983, 84, 85*
Miller, Reid2015, 16, 17
Miller, Richard1927, 28, 29
Miller, Richey1985, 86, 87, 88
Miller, Scott1990
Mills, E.F.1913
Minde, Josh2008
Minor, James1946, 47*
Minor, Keante2011, 12
Mios, Greg1985
Mistler, Mark1981, 82, 83*
Mitcham, Marty1977, 78, 79
Mitchell, Tevin2011, 12, 13, 14
Mitchell, Brandon2010, 11, 12
Mitchell, Braylon2011, 12, 13, 14
Mitchell, Bruce1973, 74, 76
Mitchell, Damon2015, 16
Mitchell, Ernest2005, 06, 07, 08
Mitchell, James1895, 96
Mitchell, Jerry2010, 11, 12, 13
Mitchell, Monroe1983
Mitchell, Verl1992, 93, 94, 95
Mobra, Frank1949
Moffitt, Mike2007
Mohammed, Alfred1978, 79, 81, 82
Mohr, Mike1984
Monday, James1984
Money, Shannon1998, 99, 00, 01
Monk, Marcus2004, 05, 06, 07*
Monroe, James1956, 58, 59*
Montgomery, Bill1968, 69, 70
Montgomery, Lloyd1936, 37
Moody, Billy Joe1960, 61, 62
Mook, Ed1994
Moon, Phillip1978, 79, 80
Moore, Billy1960, 61, 62*
Moore, Charlie1960, 61
Moore, Clarke2002, 03, 04, 05
Moore, Derek2004
Moore, George J.1905
Moore, H. Dade1894
Moore, Henry1953, 54, 55*
Moore, James L.1895
Moore, Jerry1961
Moore, Jerry1968, 69, 70
Moore, Jess1903, 04*
Moore, Joe Faye1927, 28, 29
Moore, Tommy1961, 62, 63
Moody, Jerry1965
Moody, Jim1957, 58, 59
Moran, Jack1965, 66
Moranz, George1952
Morgan, Claud1923
Morgan, Drew2013, 14, 15, 16

Morgan, Grant2017, 18, 19, 20*, 21*
Morgan III, John2023
Morgan, Tyler2004, 05
Morreale, Rossi1997, 98, 99
Morris, Jack1970
Morris, James1985, 87, 88
Morris, Teddy1978, 79, 80, 81*
Morris, Tyson2018, 19, 20, 21
Morrison, Matt1972, 73, 74
Morrison, Pat1968, 69, 70
Morrow, David G.1996
Morrow, Ric1975, 76
Mortensen, Alex2005, 08
Morton, Dickey1971, 72, 73*
Morton, Lock1923
Mosely, Frank1937, 38
Moseley, John1972
Mosley, Bo2000, 01, 02, 03
Mosley, Eddie1995, 96
Mosier, Cody1988, 91
Moss, Austin2009
Moss, Jacob2003
Moss, Ontraia1996, 97, 98, 99
Muldrew, Corey2000, 01
Mullins, Jim1967, 68, 69
Mullins, T.C.1904, 05
Mulrenin, Cass1917
Munson, Derrick2017, 18
Munson, Mike1985
Murphy, Tom1931, 32, 33
Murphy, Wes2002, 03, 05, 06
Murrey, Joe H.1913
Murrey, J.T.1914
Mustain, Mitch2006

N
Nagy, Tony1992, 94
Nalley, Chuck1999, 00, 01, 02*
Nalley, Louis1966, 67, 68
Nance, Jonathan2017
Nations, Leslie1931, 32
Neal, Aubrey1938, 40, 41
Nealon, Richard1950
Neely, Walter1931
Nelson, Jerico2008, 09, 10, 11*
Nelson, Saint1996
Nelson, Walter1971, 72
Nelson, Willis J.1907, 08*, 09
Nero, Norman1995, 96, 97, 98
Nesbit, Robert1950
Nesbitt, Gerald1955, 56, 57*
Newby, Jack1933, 34
Nicholas, Rhody1943
Nichols, Cory1995, 96, 97
Nichols, Bobby1969, 70, 71*
Nichols, Isaiah2019, 20, 21, 22
Nichols, O.B.1912
Nix, Austin2019, 20, 21
Nix, Edsel1951, 52, 53
Nix, John1957
Nix, Robert1964, 65*
Noland, Connor2018
Norman, Nathan1996, 97, 98, 99
Norman, W.S.1894
Northern, Buddy1905
Norton, Delbert A.1905
Norton, Jerrell2006, 07, 09
Norwood, Gordon1967, 68
Norwood, Ray1910
Nunnerly, Mike1992, 93, 94, 95
Nutt, Danny1984
Nutt, Houston1976, 77

O
O'Brien, Kelvin1973, 74
O'Donohoe, Brennan2000, 01, 02, 03
O'Grady, Cheyenne2017, 18, 19
O'Neal, Wesley2001, 02
Oden, Anthony2009

ALL-TIME LETTERWINNERS

Oehrlein, John.....2022
 Ogelsby, Josh.....2021
 Okoli, Ramon.....1993
 Olajubu, Sam.....2003, 04, 05, 06*
 Oliver, Chris.....1990, 91, 92, 93
 Ollison, Grady.....2012, 13
 Ollison, Tony.....1987, 88, 89, 90
 Olney, Lee S.....1903, 04, 05
 Ordóñez, Ish.....1978, 79, 80
 Orrick, C.E.....1907, 08, 09
 Osborne, Pervis.....2000, 02
 Ousley, Carlos.....2002, 03
 Overby, Rogers.....1955, 56
 Owen, B.A.....1936, 37
 Owenby, Tatum.....2000, 01
 Owens, Kerry.....1985, 86, 87, 88*
 Owens, Lewis F.....1896, 97, 98
 Owens, W.B.....1938
 Oxner, Seth.....2008, 09, 10

P
 Painter, Zac.....1995, 96, 97, 98
 Paldino, Paul.....1941, 42
 Palmer, Courtney.....1990
 Palmer, L.L.....1905, 06
 Papageorge, George.....1948, 49
 Parchman, O.D.....1913, 14
 Parker, Andrew.....2019, 20, 21
 Parker, Curtis.....1924, 25
 Parker, Dudley.....1975
 Parker, Guy.....1968, 69, 70
 Parker, J.H.....1895
 Parker, Keuan.....2022
 Parker, Mike.....1962, 63*
 Parker, Sam.....1938, 39
 Parker, Shelton.....2000, 01, 02
 Parker, Stephen.....2004, 05, 06
 Parks, Eric.....1998
 Parks, Limbo.....1985, 86
 Parks, Ray.....1976
 Parmer, Mike.....1973, 75
 Parodi, Nathan.....2019, 20, 21
 Parrish, Norm.....1977
 Parson, Gary.....1968, 69
 Patton, Jeremy.....2017, 18
 Paul Jr., Chris.....2022, 23
 Payne, Kyle.....2005
 Peacock, Jason.....2011, 12
 Peacock, Max.....1967, 68
 Pearce, Howard.....1940
 Pearce, LeRoy.....1954
 Pearson, Bobby.....1955
 Pearson, Radale.....2000
 Peebles, Titus.....2003, 04
 Peevy, Dean.....1990, 92, 93, 94
 Pennington, Don.....1948
 Pense, Leon.....1943, 44
 Pensell, Larkus.....1958
 Perdue, Gordon.....1917
 Perdue, Monroe.....1919
 Perry, Caleb.....2000, 02, 03
 Perry, Gene.....2003, 04
 Perry, James.....1993
 Perry, Pat.....1952
 Perry, Stuart.....1955, 56, 57
 Perryman, S.S.....1898
 Peters, Jason.....2001, 02, 03
 Peters, Jim.....2000, 01
 Peters, Otha.....2012, 13
 Peters, Raymond.....1947, 48
 Peterson, Skye.....2004
 Petray, Allen.....1973, 74, 75
 Petrus, Mitch.....2005, 06, 07, 09
 Petty, Jermaine.....1999, 00, 01
 Pettway, La'Michael.....2016, 17, 18
 Phillip, H.E.....1906, 07, 09, 10, 11
 Phillips, Chief.....1912
 Phillips, Danny.....1977, 78, 79, 80
 Phillips, Harold Jiggs.....1950

Phillips, Loyd.....1964, 65, 66
 Phillips, Mackenzie.....1988, 89, 91
 Phillips, Matthew.....2018, 19, 20
 Phillips, M.R. Stanley.....1907, 08, 09*
 Phillips, Terry Don.....1966, 68, 69
 Phillips, Tyler.....2016
 Phillips, William H.....1930, 31, 32
 Philon, Darius.....2013, 14
 Pickens, Billy.....1951, 52, 53
 Pickett, Daryal.....1980, 81
 Pickett, Ivan.....1991, 92
 Pierce, Bill.....1980
 Pierce, Mark.....2001, 02, 03
 Pinkston, Greg.....1955, 56, 57
 Pipkin, Joyce.....1946*, 47
 Pitner, Matt.....1989, 90
 Pitts, R.C.....1941
 Plafcan, Cole.....1994
 Plunk, Jim.....1997
 Poff, A.A.....1912
 Polk, Tommy.....1961, 62
 Pollard, J.W.....1895, 96
 Pool, Bumper.....2018, 19, 20, 21, 22*
 Poole, Dedrick.....2002, 04, 05
 Poole, H.L. Ike.....1933, 34, 35
 Porter, David.....2019
 Potts, Thomas O.....1896
 Powell, Cliff.....1967, 68, 69*
 Powell, Mani.....2022, 23
 Powell, William.....1969
 Powers, Ryan.....2007, 08, 09, 10
 Poydras, Marcellus.....1999, 00, 01, 02
 Prescott, Mark.....1980
 Pressley, Chase.....2003, 05, 06
 Preston, Doyle.....1992, 93
 Price, Jim.....1963, 64
 Price, John.....1982
 Price, Kerwin.....1988, 89, 90, 91
 Price, Donny.....1973
 Pritchard, Ross.....1946, 47, 48, 50
 Procter, Bobby.....1953, 54*
 Proud, Bryan.....1992
 Pruitt, Grant.....1998
 Pruett, John R.....1905
 Pryor, Jerry.....1992
 Pryor, R. Dean.....1950, 51, 52*
 Plak, James V.....1919
 Pullen, James.....1964
 Pulley, Ryan.....2015, 16, 18
 Purifoy, Trey.....2019
 Putman, L.E.....1896

R
 Raether, Pete.....1990, 91, 92
 Ragland, H.S.....1901, 02, 03*
 Ragnow, Frank.....2014, 15, 16, 17*
 Rainwater, Elmer.....1922, 23
 Ramey, Paul.....1967
 Ramirez, Paul.....2017
 Ramirez, Santos.....2015, 16, 17*, 18*
 Ramsay, Louis.....1940, 41
 Ramsey, Charles.....1953
 Ramsey, Randy.....2014, 16, 17, 18
 Randolph, Billy R.....1943
 Rankin, Roxie.....1943
 Rasner, Ross.....2009, 10, 11, 12
 Ratcliff, E.M.....1912, 13
 Raulerson, Jake.....2016, 17
 Rawlings, Ralph.....1936, 37
 Ray, Alvin.....1998, 00
 Ray, Herman.....1934
 Ray, Lance.....2010
 Reavis, David.....1970, 71, 72
 Reber, Kent.....1981, 82, 83
 Reed, A.J.....2020
 Reed, Dominique.....2015, 16
 Reed, Don.....1956
 Reed, Jim Ed.....1997, 99, 00
 Reed, J.L.....1912

Reed, R.G.....1912
 Reed, Robert.....1994
 Reed, Scott.....1983
 Reed, Tom.....1970, 71, 72*
 Rees, John Aaron.....2005, 06, 07, 08
 Rees, John.....1968, 69, 70
 Reginelli, Phillip.....1951, 53
 Reichardt, Chris.....1914, 15, 16*
 Reichert, James.....1947, 48
 Reid, Jim.....1956
 Reinig, Mike.....1976
 Reith, Jerry.....2002, 03
 Renfro, Elza.....1923
 Reppond, Mike.....1970, 71, 72
 Reuter, Buddy.....1958, 59
 Revard, Ron.....1971, 72
 Reynolds, Bobby.....1962
 Reynolds, Matt.....2016
 Rhiddlehoover, Jon.....1972, 73, 74
 Rhodes, Danny.....1971, 72, 73*
 Rhodes Jr., Quincy.....2023
 Rhyme, Jake O.....1912
 Richard, Don.....1947
 Richard, Jack S.....1948, 50
 Richardson, Ernie.....1965
 Richardson, Gabe.....2018, 19
 Richardson, Jon.....1970, 71, 72
 Richardson II, Kevin.....2014, 15, 16, 17*, 18
 Richardson, Lawrence.....2001, 02, 03
 Richardson, Matterral.....2004, 05, 06, 07*
 Richardson, Rhett.....2007, 08, 09, 10
 Richardson, Richard.....1979, 80, 81, 82*
 Ridgeway, John.....2021
 Reiderer, Don.....1948, 49, 50
 Riley, Ozzie.....1977, 78, 79
 Rinehart, Jim.....1949, 50, 51
 Ritschel, Don.....1956, 57, 58
 Rivers, Scott.....1994, 95, 96*
 Robbins, Jack.....1935, 36, 37*
 Roberts, Odus.....1937
 Roberts, Theron.....1946, 47, 49
 Roberts, Wayland.....1953, 54, 55
 Robinson, Antwain.....2005, 06, 07, 08
 Robinson, Gary.....1964*
 Robinson, Jack.....1929, 30, 31
 Robinson, Lerinezo.....2002, 03, 04, 05
 Robinson, Michael.....2003, 04
 Robinson, Silas.....2019
 Roebuck, Gene.....1958
 Roessler, Karl.....2014, 15, 16, 17
 Rogers, Darren.....2002, 03, 04
 Rogers, Tommy H.....1894, 95
 Rogers, William Buddy.....1948, 49, 50
 Rogers, Yandell.....1922, 23, 24*
 Rogers, Zach.....2015, 16, 17
 Rolen, Chad.....1987, 88, 89, 90*
 Roper, Bobby.....1964, 65*
 Roper, Gary.....1974
 Roper, Kyle.....2002, 03, 04, 05*
 Rose, Glen.....1925, 26, 27
 Rose, Keivie.....2023
 Ross, J.R.....1976, 77
 Rossi, Luke.....2015
 Roth, Jim.....1952, 53, 54*
 Rouse, James.....1985, 87, 88, 89
 Rowland, Eckel.....1949
 Rownd, Ed.....1971, 72, 73
 Rucker, Choice.....1933, 34, 35*
 Rucker, Jeff.....1924, 25
 Rucker, Paul.....1932, 34
 Ruckers, Madison.....1942
 Rudasill, Bill.....1983
 Rudd, James T.....1912, 13, 14*, 15*
 Ruggles, William A.....1900, 01, 02
 Ruple, Ernest.....1965, 66, 67*
 Rusher, Gus.....1969, 70, 71
 Rushing, Gerald.....1920, 21, 22
 Rushing, Jack.....1948, 49, 50
 Russell, Derek.....1987, 88, 89, 90

Russell, Randy.....1989
 Rutherford, R.P.....1895, 96
 Rutledge, John.....2000
 Rystrom, Tom.....1976

S
 Sadler, Dennis.....1972
 Sadler, Nelson.....1927
 Sadler, William P.....1914, 15
 Sageley, Floyd.....1951, 52, 53
 Sain, Tommy.....1964, 65
 Saint, Mike.....1970, 71, 72
 Saint Pierre, Bob.....1952
 Sales, Roland.....1977, 78, 79*
 Saliba, Eddie.....1937
 Salley, Bryan.....1979
 Sallings, Max.....1941, 42
 Saling, Lane.....2015
 Salters, Carlton.....2007, 08, 09
 Sanford, Alex.....2023
 Sampson, Howard.....1974, 75, 76, 77*
 Sanders, C.F.....1895
 Sanders, Carrel.....1917
 Sanders, Curtis.....1998, 99
 Sanders, David.....1994, 95, 96, 97
 Sanders, Drew.....2022
 Sanders, Percy.....1935, 36
 Sanders, Raheim.....2021, 22, 23*
 Sandlin, Kenny.....1998, 99, 00, 01*
 Sategna, Isaiah.....2023
 Saunders, Chris.....2015
 Savage, Jeff.....1992
 Saxton, Jerry.....1977, 78
 Scanlon, Kevin.....1978, 79
 Scalet, Joe.....1938
 Scarbrough, David.....1941, 42
 Schalchin, George.....1912
 Schaufele, Louis.....1948, 49, 50
 Schaufele, Mike.....1967
 Scheel, Doug.....1971, 73
 Schell, David.....1984, 85, 86, 87
 Schmidt, Harold.....1940
 Schoolcraft, Jim.....1982, 83
 Schoonover, Wear.....1927, 28, 29
 Schumchik, Frank.....1944
 Schumchik, Mike.....1944, 45, 48
 Scott, Brad.....1924, 25*, 26
 Scott, Carl L.....1946, 47, 48*
 Scott, Earl.....1992, 93, 94, 95
 Scott, John T.....1900
 Scott, Justin.....2001, 02, 03*
 Scott, Mike.....1976, 77, 78
 Scott, Tracy.....1949
 Seamster, Savoy.....1935
 Seawell, A.C.....1895
 Seawell, W.L.....1895
 Secrest, Earl.....1930, 31*
 Secrest, Jack.....1929
 Sellers, Jimmy D.....1957
 Shaddox, John.....1946, 49
 Shakelford, J.M.....1916
 Shantz, Bobby.....1980, 81, 82
 Shantz, Joe.....1978, 79, 80
 Shavers, Marcus.....2005, 06, 07
 Shaw, Calvin.....1980, 81, 82, 83
 Shaw, Homer.....1926
 Shaw, Thurman.....1979, 80, 81
 Shelby, Shannon.....1993, 95
 Shepherd, Mike.....1986, 87, 88, 89*
 Sheppard, Malcolm.....2006, 07, 08* 09*
 Sherland, Mark.....1932, 33, 34
 Sherman, Francis.....2023
 Shibeat, James.....1983, 84, 85, 86*
 Shimer, Ted.....1987, 88, 89, 90
 Shockley, Brett.....1999, 00
 Shofner, Jim.....1945
 Shoup, Brad.....1976, 77, 78
 Showers, Carlos.....1993, 94, 95, 96

Shumaker, Rick.....1976, 77, 78
 Sidney, Shannon.....1994, 95, 96, 97
 Sigman, Mike.....1966, 67, 68
 Silliman, W.E.....1911
 Silver, Jordan.....2018, 19, 20, 21
 Singletary, Jaheim.....2023
 Simington, Milton.....1938, 39, 40
 Simpson, Jim.....1986, 87, 88
 Simpson, Travis.....1948, 49, 50
 Sims, Buddy.....1964, 65
 Sims, Chuck.....1972, 73
 Sims, Desmond.....2003, 04, 05, 06*
 Singer, Saul.....1938, 39
 Sisson, Walter.....1941
 Skillern, James.....1915
 Skinner, Gerald.....1973, 74, 75, 76
 Skinner, Jacob.....2003, 04, 05, 06
 Skinner, Jerol.....1991
 Skipper, Dan.....2013, 14, 15*, 16
 Slaughter, Justin.....2004
 Slay, T.C.....1997, 00
 Sloan, Chester C.....1898, 99*
 Sloan, Dwight.....1936, 37
 Slusher, Myles.....2020, 21, 22
 Small, Kiero.....2011, 13*
 Smart, David.....1985, 86
 Smith, Arlis.....1917, 20, 21
 Smith Sr., Billy Ray.....1954, 56
 Smith Jr., Billy Ray.....1979, 80, 81, 82*
 Smith, Calvin.....1945
 Smith, Carl C.....1899
 Smith, Chris.....2010, 11, 12, 13*
 Smith, Clarence.....1920, 21, 22*
 Smith, Cornelius.....1976, 77
 Smith, Darrell.....2010
 Smith, Darrell.....1999
 Smith, Demetrius.....1990, 91, 93, 94
 Smith, Dewitt.....1967, 68, 69
 Smith, Elmer.....1949
 Smith, Emanuel.....1996, 97, 98, 99
 Smith, Fred.....1924
 Smith, Gerald.....1986, 87
 Smith, Hezekiah.....2006, 07
 Smith, Howard.....1949, 50, 51
 Smith, James H.....1945
 Smith, James R.....1948, 49
 Smith, Jarrette D.....1916, 17, 18, 19
 Smith, L.P.....1986
 Smith, Mark.....1993, 94, 95, 96*
 Smith, Martin.....1982
 Smith, Micahh.....2017, 18, 19, 20
 Smith, Michael.....2006, 07, 08, 09*
 Smith, Minor.....1924, 25, 26
 Smith, Richard.....2000, 01, 02, 03
 Smith, Robin.....1977, 78
 Smith, Rollen.....1973, 74*
 Smith, Ronnie Mac.....1962, 63, 64*
 Smith, Tim.....1987
 Smith, T.J.....2016, 17, 18, 19*
 Smith, Treton.....2020, 21
 Smith, Trey.....1982
 Smith, William Joseph.....1951
 Smith, Zack.....1938
 Smithey, Claud.....1964, 65, 66
 Smothers, Mitch.....2011, 13, 14, 15
 Snider, Zach.....2005
 Snowden, Michael.....1996, 97, 98, 00
 Soli, Junior.....1992, 93, 94, 95
 Soli, Mataio.....2019, 20, 21
 Sorahan, Ryan.....2001, 02, 03
 Souter, Ted.....1954, 55, 56*
 South, Ronny.....1965, 67
 Southerland, William.....1938
 Spain, Harold.....1951, 52, 53
 Spaight, Martrell.....2013, 14
 Spangler, Shannon.....1989
 Spann, Wayne.....1988
 Sparks, Claude.....1908, 09

ALL-TIME LETTERWINNERS

Sparks, Stan	1962, 63
Spence, Brad	2023
Spencer, Edward	1954
Spencer, Terry	1990, 91, 92
Sperring, James	1951, 52
Spillers, Ray	1934, 35, 36
Spivey, A'Montae	2019, 20
Spivey, Bill	1933, 34
Spriggs, David	1974
Sprinkle, Jeremy	2013, 14, 15, 16
St. John, Jalen	2021, 22
Stadther, Zach	2008, 09, 10, 11
Stallings, Randall	1936, 37, 38
Stancil, William	1948, 49
Stankovitch, Bob	1968, 69
Stanley, Tom E.	1902, 03, 05
Stansberry, E.E.	1914, 15, 16
Starkel, Nick	2019
Stavely, Mark	2002
Steelman, Harold	1954, 55
Steelman, Tyler	2007
Steger, Curtis	1984
Stein, Eli	2022, 23
Stendel, Marvin	1950
Stephens, Bryce	2022, 23
Stevenson, James E.	1916
Stewart, Andru	2009, 10
Stewart, Deon	2016, 17, 18
Stewart, George	1978, 79, 80*
Stewart, Jashaud	2020, 21, 22, 23
Stewart, Kee'yon	2023
Stewart, Randy	1963, 64, 65*
Stewart, Terry	1967, 68, 69*
Stewart, Wayne	1986, 87, 88
Stiggers, Gary	1977, 78, 79, 80
Stinson, Rod	1997, 98, 99, 00
Stitten, John	1984, 85, 86, 87
Stockell, Cary	1968, 69
Stockton, Harold	1948, 50
Stoerner, Clint	1996, 97, 98, 99*
Stolt, Alan	
Stone, Donnie	1956, 57, 58
Storey, Shane	1987
Storey, Ty	2017, 18
Stout, Louis	1930, 31, 32
Stout, Robert	1937, 38, 39
Stover, Donald	1912
Strain, Ray	1972
Straschinske, Ray	1990, 91, 92, 93
Street, Josh	2022, 23
Street, Russell	1999
Strickland, J.S.	1897
Stringer, Chris	2012, 14
Stringer, Tom	1951
Stromberg, Ricky	2019, 20, 21, 22
Struebing, Don	1993
Stumon, Van	2008, 09, 10
Sykes, Willie	2015
Sullivan, Jerry	1977, 78
Summerall, Pat	1949, 50, 51*
Summers, Scott	2002
Sutherland, Bruce	1978, 81
Sutton, John	1975
Sutton, John	1940, 41
Sutton, William Buddy	1950, 51, 52*
Swanson, Bill	1983
Swanson, Travis	2010, 11, 12*, 13*
Swartz, Anthony	1994, 95
Swartz, Matt	2000
Switzer, Barry	1957, 58, 59*
Switzer, Greg	1988, 89, 90, 91

Tackett, Buddy	1962, 63
Tallent, Major	1948
Talley, Fred	2000, 01, 02*
Talley, Hunter	2023
Tanner, Terry	1980
Tate, Austin	2010, 11, 12, 13

Tatum, Terry	1982, 83, 84, 85
Taylor, Brad	1981, 82, 83, 84
Taylor, Brad	2012, 13
Taylor, Jim	1971, 72
Taylor, John	1975, 76
Taylor II, Michael	2018
Tegethoff, Carl	1981, 82
Temple, Charlie	1949
Templeton, Mason	2004, 05, 06
Tejada, Alex	2007, 08, 09, 10
TeSlaa, Isaac	2023
Thielemann, R.C.	1973, 74, 75, 76
Thomas, Barry	1982, 83
Thomas, Bill	1943
Thomas, Brad	1973, 74, 75
Thomas, Billy Ray	1944, 46, 47, 48
Thomas, Champ	1967
Thomas, Curtis	1991, 93, 94
Thomas, Derrick	1983, 84, 85, 86*
Thomas Jr., Eric	2021, 22
Thomas, Floyd	1947
Thomas, Greg	1984, 85, 86, 87*
Thomas, Jaheim	2023
Thomas, Mick	1989, 90, 91
Thomas, Robert	2011, 12, 13*
Thomas, Tramain	2008, 09, 10, 11
Thomas, Travis	1922, 23, 24
Thomas, Will	1901
Thomas, Zhamaal	2009, 10
Thomas-Smith, Nick	2015
Thomason, George	1950, 51, 52
Thomason, Joe	1953, 54, 55
Thompson, David	2004, 05
Thompson, Derrick	1992
Thompson, Kyle	2023
Thompson, Lance	2005, 06, 07, 08
Thompson, Skip	1987, 88
Thompson, Warren	2021, 22
Thorpe, Wilfred	1937, 38, 39
Thornton, DuVall	1947, 48, 49
Thurman, Scotty	2015
Tibbitts, Joe	1941, 42
Tidwell, Chris	1995
Tolbert, James	1979, 80, 81
Toliver, Henre'	2014, 15, 16, 17
Toll, Blayne	2020
Toole, Drew	1971, 72
Toussaint, James	2002
Towler, George F.	1898
Townsend, Curtis	1975, 76
Trail, Ray	1960, 61, 62*
Trail, Richard	1964, 65, 66
Trainor, Kendall	1985, 86, 87, 88
Trantham, Tommy	1965, 66, 67
Tranum, Billy	1957, 58, 59
Travis, Tony	1992
Tretola, Sebastian	2014, 15
Tribble, Russ	1973, 75
Triesch, Conrad	1914
Troillet, Ralph	1952, 53*
Troxell, Billy F.	1948
Troxell, Jack	1951, 52
Trusty, Reggie	1988, 89
Trusty, Ronnie	1980, 81
Tubbs, Zac	2002, 03, 04, 06*
Tuck, Crosby	2008
Tucker, Austin	2009, 10
Tunnah, B.	1910
Turner, A.J.	2012
Turner, A.S.	1911, 13, 14
Turner, Alan	2011, 12, 13, 14*
Turner, Jacorrei	2021, 22
Turner, John	1970
Turner, Keith	2000, 02
Turner, Nick	2020, 21
Turner, Terry	1970
Tutt, Britto	2017, 18, 19

Uekman, Garrett	2011
Ugoh, Tony	2003, 04, 05, 06*
Underwood, Ronnie	1954, 55, 56
Upchurch, Andy	1983, 84, 85*
Uptmoor, Bernard	1928, 29, 30
Utsey, Markell	2021

Vail, Cameron	2020
Van Dover, Jimmy	1956, 58
Van Dyke, Sammy	1984, 85, 86, 87
Van Es, Wendell	
Van Poucke, M.L.	
Van Sickle, Clifford	1934, 35, 36*
Van Sickle, Clyde	1927, 28, 29
Valdez, Jose	2006, 07, 08
Vanderventer, James	1899
Vanvalkenburgh, Horace	1904, 05
Vanvalkenburgh, William M.	1906
Vaughn, Vickiel	2002, 03, 04, 05*
Vavra, Brian	2005, 06, 07
Vernon, Thomas Jerry	1951
Vest, Drew	2021
Vestal, Steve	1970
Vickers, Rick	1970
Villareal, Ernie	1984, 86
Vincenheller, Ashton	1897, 98, 99, 00*
Vinnett, Darius	2004, 06*
Voelzke, Alex	2012, 13, 14, 15
Volentine, Paul	1913

Wade, Chris	2006, 07
Wade, Marquel	2011
Wade, Vernon	1992, 93, 94
Wagner, Dalton	2018, 19, 20, 21, 22*
Wait, Matt	1994, 95, 96, 97
Walcott, Alfahiyim	2023
Walker, Dee	2017, 18
Walker, George	1954, 55, 57*
Walker, George Rea	1962, 63*
Walker, Jimmy	1975, 76, 77, 78*
Walker, Kody	2013, 14, 15*, 16*
Wallace, Brian	2015, 16, 17, 18
Walls, Gavin	2001, 02*
Walls, Stephen	1990, 91, 92
Walston, Dave	1962, 63
Walters, Danny	1980, 81, 82
Walters, Steve	1969, 70
Ward, Bill	1950
Warren, Billy	1983, 84
Warren, Chris	1975, 76
Warren, Corey	2000
Warren, De'Vion	2017, 18, 19, 20, 21
Warren, Earl	1953
Warren, Robert	1952, 53
Washburn, Jeremiah	1997, 98, 99
Washington, Carroll	2013, 14
Washington, Cedric	2003, 04, 05, 06
Washington, Charles	1983, 84, 85, 86
Washington, Dallas	2004, 06, 07, 08
Washington, Ty	2023
Watkins, James	1906
Watkins, Larry	1964, 65, 67*
Watkins, Ronald	2010, 11
Watkins, Wayne	1952
Watkins, William	1973
Watson, Alan	1973, 74
Watson, John R.	1903
Watters, Orlando	1991, 92, 93
Watts, Armon	2015, 18
Weatherford, Zach	1994
Weatherthorn Jr., Carl	1944
Webb, Charles W.	1902
Webster, Tim	1968, 69, 70
Weems, Orson	1981, 82, 83
Welch, Charles	1923
Welch, Jerry	1962, 63, 64*

Wells, Ira	1983, 84
Wells, John A.	1948
Wesley, Donte	1998
Wessinger, Randy	1978, 79, 80
West, A.L.	1898
Westerman, Bruce	1990
Westphal, Benny	1973, 75
Wewetzer, Jeff	1988, 89
Whaley, Devwah	2016, 17, 18, 19
Wheat, John	1971, 72
Wheeler, Earl	1943, 44, 45*, 46
Whisenhunt, Jim	1966
White, Barnabas	1974, 76, 77
White, Bob	1966, 67, 68
White, Bryan	1984, 85, 86, 87
White, Dale	1975, 76, 77, 78
White, Eddie	1981, 82, 84
White, J.D.	2019, 20, 21
White, Larry	1975, 76
White, La'Zerius	1999, 00, 01*
White, Marsh	1972, 73
White, Nathaniel	1982, 84, 85, 86
White, Steed	1946, 47
Whitfield, Billy	1957
Whitmore, Marcus	2003, 04*
Whittaker, Leon	1947
Whitted, Erik	1984, 85, 86, 87
Whitworth, Charles	1955, 56, 57
Wiggins, Amaury	2023
Wilber, Rusty	1976, 77
Wilcoxon, Robert	1982, 83, 84
Wiley, Brian	2000
Wilkins, Charles	1925
Williams, Bobbie	1996, 97, 98, 99
Williams, Bobby	1960
Williams, Calvin	1984, 85
Williams, D.J.	2007, 08, 09, 10*
Williams, Dale	1984, 85
Williams, Damian	2006
Williams, Darrell	1959, 60, 61
Williams, David	2017
Williams, Demetrius	2012
Williams, Desmond	2005, 06, 07
Williams, Eddie "Boo"	1999, 00
Williams, Fred	1949, 50, 51
Williams, Gary	1978
Williams, Jarrell	1959, 60
Williams, Jim	1963, 64, 65*
Williams, Jimmy	1988, 89
Williams, John	1920
Williams, Jonathan	2012, 13, 14, 15*
Williams, Josh	2014, 15, 16
Williams, Les	1970, 71, 72
Williams, Maleek	2018
Williams, McKinley	2019, 22
Williams, Michael	1996, 97, 98, 99
Williams, Patrick	1987, 88, 89
Williams, Paul X.	1928
Williams III, Rawleigh	2015, 16
Williams, Ray E.	1920, 21, 22
Williams, Rickey	1984, 85, 86, 87*
Williams, Stanley	1977, 78
Williams, Terrell	2009, 10, 11, 12
Williams, Tre	2021
Williams, Tom	1923
Williams, Zach	2019, 20, 21, 22, 23
Williamson, John	1989
Wilson, Bill	1957
Wilson, Clint	1983
Wilson, Demetrius	2012, 14
Wilson, George	2001, 02, 03*
Wilson, Harry	1997, 98
Wilson, Jaedon	2022, 2023
Wilson, Jeremy	1996
Wilson, Joe Bill	1954
Wilson, Richard	1980
Wilson, Tyler	2009, 10, 11*, 12*
Wilson, William	1915, 16, 17
Wilson, William O.	1902, 03

Wingfield, Greg	1985
Wingo Jr., Ronnie	2009, 10, 11, 12
Winkel, Ryan	2018, 19, 21
Winkleman, Ben	1917, 18, 19, 20, 21*
Winkleman, Charles	1924
Winston, Billy	1986, 87, 88, 89
Winston, Darius	2009, 10, 11, 12
Winston, Dennis	1973, 74, 75, 76
Winston, JaMichael	2013, 14, 15*, 16
Winston, Marc	2005
Winston, Rodney	1988, 89, 90
Winters, Alva	1926, 27, 28*
Wise Jr., Deatrich	2013, 14, 15, 16*
Wise, Floyde	1928
Wishon, Waylon	1992, 93, 94
Withers, Art	1937
Witty, Eldo	1924
Wood, Charles Fox	1900, 01, 02
Wood, Clark	1900, 01, 02
Wood, John Shirley	1904, 05, 06*
Wood, Stanley	1922
Woodard, Jackson	2021, 22
Woodbury, Derrick	1992
Woodell, Lloyd	1936, 37, 38*
Woodlee, Eddie	1964, 65, 66
Woodman, Lloyd	1954
Woods, Gary	1979
Woods, Kevin	2004, 05, 06, 07*
Woods, Mike	2018, 19, 20
Woods, Wayne	1956
Woolfolk, Kirk	1977, 78, 80
Worrell, Darren	1986, 87, 89
Worthington, Jim	1961, 62
Wren, Hudson	1927, 28
Wren, Ronnie	1974
Wright, A.E.	1908, 09
Wright, Jarius	2008, 09, 10, 11*
Wright, Lindsay	1894*
Wright, Sam	1906
Wright, Shannon	1989, 90, 92
Wright, Tenarius	2009, 10, 11, 12*
Wright, Todd	1989, 90, 91, 92
Wunderly, Don	1971, 72*
Wyatt, Kevin	1982, 83, 84, 85
Wynn, Robert	1988
Wynn, Roger	1976
Wynne, Clayton	1940, 41, 42*
Wynne, Tommy	1935

Yager, Richard	1991, 92, 93
Yarborough, Byron	1984, 85, 86
Yates, A.J.	1938, 39, 40*
Yeager, Kelly	1991, 92, 93
Yoder, Douglas	1972, 73, 74, 75
Yoes, Oran C.	1920
Young, Brenden	2017, 18, 19
Young, Charles	1949
Young, Clint	1910, 11
Young, Henderson	1919
Young, James	1943, 44*
Young, Michael	2004
Young, Theo	1983, 84, 85, 86
Youngblood, Jim	2009
Yurachek, Jake	2019, 20

(The Razorback Communications office welcomes corrections from authentic sources.)

*denotes team captains

ALL-TIME COACHING STAFF

<p>2024 Hunter Yurachek, AD Sam Pittman, HC Scott Fountain, Asst. HC/ST Coord. Bobby Petrino, OC/OB Travis Williams, DC/LB Marcus Woodson, Co-DC/OB Deke Adams, DL Ronnie Fouch, WR Eric Mateos, OL Kolby Smith, RB Morgan Turner, TE Deron Wilson, DB</p> <p>2023 Hunter Yurachek, AD Sam Pittman, HC Jimmy Smith, Assoc. HC/RB Scott Fountain, Asst. HC/ST Coord. Dan Enos, OC/OB Travis Williams, DC/LB Marcus Woodson, Co-DC/OB Deke Adams, DL Kenny Guiton, WR Cody Kennedy, OL Morgan Turner, TE Deron Wilson, DB</p> <p>2022 Hunter Yurachek, AD Sam Pittman, HC Barry Odom, Assoc. HC DC/S Scott Fountain, Asst. HC/ST Coord. Kendal Briles, OC Deke Adams, DL Dominique Bowman, CB Kenny Guiton, WR Cody Kennedy, OL Dowell Loggains, TE Michael Scherer, LB Jimmy Smith, RB</p> <p>2021 Hunter Yurachek, AD Sam Pittman, HC Barry Odom, Assoc. HC DC/S Scott Fountain, Asst. HC/ST Coord. Kendal Briles, OC Jermial Ashley, DL Sam Carter, CB Kenny Guiton, WR Cody Kennedy, OL Dowell Loggains, TE Michael Scherer, LB Jimmy Smith, RB</p> <p>2020 Hunter Yurachek, AD Sam Pittman, HC Barry Odom, Assoc. HC/DC/S Scott Fountain, Asst. HC/ST Coord. Kendal Briles, OC Sam Carter, CB Jon Cooper, TE Brad Davis, OL Derrick LeBlanc, DL Rion Rhoades, LB Jimmy Smith, RB Justin Stepp, WR</p> <p>2019 Hunter Yurachek, AD Chad Morris, HC John Chavis, DC/LB Joe Craddock, OC/OB Steve Caldwell, DL Ron Cooper, DB Dustin Fry, OL Kenny Ingram, DT Barry Lunney Jr., TE/ST Mark Smith, DB Justin Stepp, WR Jeff Traylor, Assoc. HC/RB</p>	<p>2018 Hunter Yurachek, AD Chad Morris, HC John Chavis, DC/LB Joe Craddock IV, OC/OB Steve Caldwell, DL Ron Cooper, DB Dustin Fry, OL Barry Lunney Jr., TE John Scott Jr., DL Mark Smith, DB Justin Stepp, WR Jeff Traylor, Assoc. HC/RB</p> <p>2017 Jeff Long, AD Bret Bielema, HC Dan Enos, OC/OB Paul Rhoads, DC/Secondary Kurt Anderson, OL Vernon Hargreaves, ILB Barry Lunney Jr., TE Reggie Mitchell, RB John Scott Jr., DL Michael Smith, WR Chad Walker, OLB</p> <p>2016 Jeff Long, AD Bret Bielema, HC Dan Enos, OC/OB Robb Smith, DC/Secondary Kurt Anderson, OL Vernon Hargreaves, LB Barry Lunney Jr., TE Reggie Mitchell, RB Paul Rhoads, DB Rory Segrest, DL/ Specialists Michael Smith, WR</p> <p>2015 Jeff Long, AD Bret Bielema, HC Dan Enos, OC/OB Robb Smith, DC/Secondary Sam Pittman, Assoc. HC/Rec./OL Jemal Singleton, ST/RB Vernon Hargreaves, LB Clay Jennings, DB Barry Lunney Jr., TE Rory Segrest, DL/ Specialists Michael Smith, WR</p> <p>2014 Jeff Long, AD Bret Bielema, HC Jim Chaney, OC/OB Robb Smith, DC/Secondary Randy Shannon Sr., Assoc. HC/LB Sam Pittman, Assoc. HC/Rec./OL Clay Jennings, DB Barry Lunney Jr., TE Rory Segrest, DL/ Specialists Michael Smith, WR Joel Thomas, RB</p> <p>2013 Jeff Long, AD Bret Bielema, HC Chris Ash, DC/Secondary Jim Chaney, OC/OB Sam Pittman, Assoc. HC/Rec./OL Charlie Partridge, Asst. HC/DL Taver Johnson, CB Barry Lunney Jr., TE Randy Shannon, LB Michael Smith, WR Joel Thomas, RB</p>	<p>2012 Jeff Long, AD John L. Smith, HC Paul Haynes*, DC/Secondary Paul Petrino, OC/OB Steve Caldwell, DE/STC Taver Johnson, Asst. HC/LB Bobby Allen, Secondary Kris Cinkovich, WR Tim Horton, RB/Rec. Chris Klenakis, OL Kevin Peoples, DT</p> <p>2011 Jeff Long, AD Bobby Petrino, HC Garrick McGee, OC/OB Willy Robinson, DC/ Secondary John L. Smith, OLB/STC Bobby Allen, DT Steve Caldwell, DE Kris Cinkovich, WR Tim Horton, RB/Rec. Reggie Johnson, ILB Chris Klenakis, OL</p> <p>2010 Jeff Long, AD Bobby Petrino, HC Garrick McGee, OC/OB Willy Robinson, DC/ Secondary John L. Smith, STC/OLB Bobby Allen, DT Steve Caldwell, DE Kris Cinkovich, WR Tim Horton, RB/Rec. Reggie Johnson, ILB Chris Klenakis, OL</p> <p>2009 Jeff Long, AD Bobby Petrino, HC Mike Summers, Asst. HC/OL Paul Petrino, OC/WR Willy Robinson, DC/S John L. Smith, STC/OLB Bobby Allen, DT Kirk Botkin, DE Tim Horton, RB/Rec. Reggie Johnson, ILB Garrick McGee, QB</p> <p>2008 Jeff Long, AD Bobby Petrino, HC Mike Summers, Asst. HC/OL Paul Petrino, OC/WR Willy Robinson, DC/S Bobby Allen, DT Kirk Botkin, DE/ST Tim Horton, RB/TE/Rec. Reggie Johnson, LB Garrick McGee, QB Lorenzo Ward, Secondary</p> <p>2007 Frank Broyles, AD Houston Nutt, HC Reggie Herring, DC/LB David Lee, OC/OB Mike Markuson, OL/Run Game Coord. Alex Wood, WR/Pass Game Coord. Bobby Allen, CB Tracy Rocker, DL James Shibest, TE/Specialists Chris Vaughn, S</p>	<p>2006 Frank Broyles, AD Houston Nutt, HC Reggie Herring, DC/LB Gus Malzahn, OC/WR Mike Markuson, OL/Run Game Coord. Alex Wood, QB/Pass Game Coord. Bobby Allen, CB Louis Campbell, Secondary Danny Nutt, RB Tracy Rocker, DL James Shibest, TE/Specialists</p> <p>2005 Frank Broyles, AD Houston Nutt, HC Reggie Herring, DC/LB Mike Markuson, OL/Run Game Coord. Roy Wittke, QB/Pass Game Coord. Bobby Allen, CB Clifton Ealy, TE Danny Nutt, RB Tracy Rocker, DL James Shibest, WR/Specialists Chris Vaughn, S/Rec.</p> <p>2004 Frank Broyles, AD Houston Nutt, HC Dave Wommack, DC/ILB Mike Markuson, OL/Run Game Coord. Roy Wittke, QB/Pass Game Coord. Bobby Allen, Secondary Clifton Ealy, TE Danny Nutt, RB Tracy Rocker, DL James Shibest, WR/Specialists Chris Vaughn, OLB/Rec.</p> <p>2003 Frank Broyles, AD Houston Nutt, HC Dave Wommack, DC/ILB Mike Markuson, OL/Run Game Coord. Roy Wittke, QB/Pass Game Coord. Bobby Allen, CB/FS Clifton Ealy, TE Danny Nutt, RB Tracy Rocker, DL James Shibest, WR/Specialists Chris Vaughn, OLB/SS/Rec.</p> <p>2002 Frank Broyles, AD Houston Nutt, HC Dave Wommack, DC/CB/FS Bobby Allen, ILB/MLB David Lee, QB Mike Markuson, OL Danny Nutt, RB George Pugh, TE/Rec. Kacy Rodgers, DL James Shibest, WR/Specialists Chris Vaughn, OLB/SS</p> <p>2001 Frank Broyles, AD Houston Nutt, HC John Thompson, DC/ILB Bobby Allen, DL David Lee, QB Mike Markuson, OL Danny Nutt, RB George Pugh, Rec./WR James Shibest, TE/Specialists Chris Vaughn, OLB Dave Wommack, Secondary</p>	<p>2000 Frank Broyles, AD Houston Nutt, HC Fitz Hill, Asst. HC/Rec. Coord./WR Bobby Allen, Co-DC/LB John Thompson, Co-DC/Secondary Joe Ferguson, QB Bill Johnson, DL Mike Markuson, OL Danny Nutt, RB James Shibest, TE/Special Teams Chris Vaughn, Bandits/Rovers</p> <p>1999 Frank Broyles, AD Houston Nutt, HC Bobby Allen, Co-DC/ILB Keith Burns, Co-DC/Secondary Clifton Ealy, Bandits/Rovers Joe Ferguson, QB Fitz Hill, WR Mark Hutson, TE/STC Bill Keopple, DL Mike Markuson, OL Danny Nutt, RB</p> <p>1998 Frank Broyles, AD Houston Nutt, HC Bobby Allen, Co-DC/ILB Keith Burns, Co-DC/Secondary Clifton Ealy, Bandits/Rovers Joe Ferguson, QB Fitz Hill, WR Mark Hutson, TE/Special Teams Bill Keopple, DL Mike Markuson, OL Danny Nutt, RB</p> <p>1997 Frank Broyles, AD Danny Ford, HC Miles Aldridge, DC/LB Kay Stephenson, OC/RB Louis Campbell, Asst. HC/DB Mike Bender, OG/C Joe Ferguson, QB Fitz Hill, WR Charley North, OT/TE Jim Washburn, DL Dennis Winston, OLB</p> <p>1996 Frank Broyles, AD Danny Ford, HC Miles Aldridge, DC/LB Mike Bender, OL Louis Campbell, Asst. HC/DB Rockey Felker, QB Fitz Hill, WR David Mitchell, RB Charley North, OT/TE Joe Pate, LB Jim Washburn, DL</p> <p>1995 Frank Broyles, AD Danny Ford, HC Mike Bender, OL Louis Campbell, DB Joe Lee Dunn, DC Rockey Felker, QB Fitz Hill, WR David Mitchell, RB Charley North, OT/TE Joe Pate, LB Jim Washburn, DL</p>	<p>1994 Frank Broyles, AD Danny Ford, HC Louis Campbell, DB Rockey Felker, QB Fitz Hill, WR Buddy King, OT/TE Joe Kines, Asst. HC/DC David Mitchell, RB Joe Pate, LB Larry Van Der Heyden, OG/C Jim Washburn, DL</p> <p>1993 Frank Broyles, AD Danny Ford, HC Louis Campbell, DB Greg Davis, QB Rockey Felker, RB Fitz Hill, WR Buddy King, OT/TE Joe Kines, Asst. HC/DC Joe Pate, DL Scott Smith, LB Larry Van Der Heyden, OG/C</p> <p>1992 Frank Broyles, AD Jack Crowe, HC* Joe Kines, DC/ILB/HC# Louis Campbell, DB Scott Conley, TE Greg Davis, OC/OB J.B. Grimes, OL Fitz Hill, DB/LB Houston Nutt, WR Joe Pate, Asst. HC/DL Ken Rucker, RB</p> <p>1991 Frank Broyles, AD Jack Crowe, HC Louis Campbell, DB Scott Conley, TE J.B. Grimes, OL Bill Johnson, DL Joe Kines, DC/ILB Houston Nutt, WR Joe Pate, Asst. HC/OLB Ken Rucker, RB Charlie Weatherbie, QB</p> <p>1990 Frank Broyles, AD Jack Crowe, HC Louis Campbell, DB Scott Conley, OLB J.B. Grimes, OL Bill Johnson, DL Houston Nutt, WR Joe Pate, DC/LB Jerry Pullen, TE Ken Rucker, RB Charlie Weatherbie, QB</p> <p>1989 Frank Broyles, AD Ken Hatfield, HC Wally Ake, ILB Larry Beckman, OG/C Larry Brinson, RB Dick Bumpas, DL Jack Crowe, OC/OB J.B. Grimes, OT/TE Roger Hinshaw, OL Bob Trott, DB Richard Wilson, WR</p> <p>1988 Frank Broyles, AD Ken Hatfield, HC Wally Ake, DL Larry Beckman, OL Larry Brinson, RB Fred Goldsmith, DC/LB Jim Goodman, WR Roger Hinshaw, OLB David Lee, QB/FB Bob Trott, DB Ken Turner, TE/K</p>	<p>1987 Frank Broyles, AD Ken Hatfield, HC Wally Ake, DL Larry Beckman, OL Larry Brinson, RB Fred Goldsmith, DC/ILB Jim Goodman, WR Roger Hinshaw, OLB David Lee, QB/FB Bob Trott, DB Ken Turner, TE/K</p> <p>1986 Frank Broyles, AD Ken Hatfield, HC Wally Ake, DL Larry Beckman, OL Larry Brinson, RB Fred Goldsmith, DC/ILB Jim Goodman, WR Roger Hinshaw, OLB David Lee, QB/FB Bob Trott, DB Ken Turner, TE/K</p> <p>1985 Frank Broyles, AD Ken Hatfield, HC Wally Ake, DL Larry Beckman, OL Jesse Branch, WR Larry Brinson, RB Fred Goldsmith, OC/ILB Roger Hinshaw, OLB David Lee, QB/FB Bob Trott, DB Ken Turner, TE/K</p> <p>1984 Frank Broyles, AD Ken Hatfield, HC Wally Ake, DL Larry Beckman, OL Jesse Branch, WR Larry Brinson, RB Fred Goldsmith, DC/ILB Roger Hinshaw, OLB David Lee, QB/FB Bob Trott, DB Ken Turner, TE/K</p> <p>1983 Frank Broyles, AD Lou Holtz, HC Jesse Branch, OB Pete Cordelli, WR Harvey Hampton, DE Rich Olson, DB Bob Shaw, LB Jim Strong, OT/TE Mike Tolleson, DL Don Lindsey, Asst. HC/DC Ken Turner, OG/C/K</p> <p>1982 Frank Broyles, AD Lou Holtz, HC Larry Beightol, OC/OL Jesse Branch, WR Sam Goodwin, OB Don Lindsey, Asst. HC/DC John Mitchell, DE Rich Olson, DB Ken Turner, TE/K Bob Shaw, LB</p> <p>1981 Frank Broyles, AD Lou Holtz, HC Larry Beightol, OC/OL Jesse Branch, WR Sam Goodwin, OB Don Lindsey, DC/LB John Mitchell, DE Rich Olson, DB Ken Turner, TE/OL/K Fred von Appen, DL</p>
--	--	---	--	--	---	---

ALL-TIME COACHING STAFF

<p>1980 Frank Broyles, AD Lou Holtz, HC Larry Beightol, Asst HC/OL Jesse Branch, DB Don Breaux, OB Bob Cope, DC Harold Horton, DL John Konstantinos, WR John Mitchell, DE Ken Turner, TE/K</p> <p>1979 Frank Broyles, AD Lou Holtz, HC Jesse Branch, WR Don Breaux, OB Bob Cope, DB Harold Horton, DL Monte Kiffin, DC/Asst. HC John Konstantinos, TE John Mitchell, DE Ken Turner, OL/K</p> <p>1978 Frank Broyles, AD Lou Holtz, HC Larry Beightol, OC Jesse Branch, WR Don Breaux, OB Bob Cope, DB Harold Horton, DL Monte Kiffin, DC John Mitchell, DE Ken Turner, OL/K</p> <p>1977 Frank Broyles, AD Lou Holtz, HC Larry Beightol, OC Jesse Branch, WR Don Breaux, OB Bob Cope, DB Harold Horton, DL Monte Kiffin, DC John Mitchell, DE Ken Turner, TE/K</p>	<p>1976 Frank Broyles, AD/HC Don Boyce, OL Jesse Branch, OB Frank Falks, DE Bob Gatling, WR Harold Horton, LB Jim Johnson, DL Bill Lewis, DB Ken Turner, OL/K</p> <p>1975 Frank Broyles, AD/HC Don Boyce, OL Jesse Branch, WR Frank Falks, DE Harold Horton, LB Jim Johnson, DL Pat Jones, DL Bill Lewis, DB Bo Rein, OC Ken Turner, TE</p> <p>1974 Frank Broyles, AD/HC Frank Falks, DE Harold Horton, LB Jim Johnson, DL Mervin Johnson, OL Bill Lewis, DB Gordon Norwood, QB Ken Turner, OL Richard Williamson, OB</p> <p>1973 Frank Broyles, AD/HC Frank Falks, DE Harold Horton, LB Jim Johnson, DL Mervin Johnson, OL Bill Lewis, DB Don Trull, QB/WR Ken Turner, OL Richard Williamson, OB</p>	<p>1972 George Cole, AD Frank Broyles, HC Buddy Bennett, DB Raymond Berry, WR Lon Farrell, DE Joe Gibbs, OL Harold Horton, LB Mervin Johnson, DL Ken Turner, B Team Richard Williamson, OB</p> <p>1971 George Cole, AD Frank Broyles, HC Mervin Johnson, DL Lon Farrell, DE Harold Horton, LB Buddy Bennett, DB Don Breaux, OB Raymond Berry, WR Joe Gibbs, OL</p> <p>1970 George Cole, AD Frank Broyles, HC Raymond Berry, WR Don Breaux, OB Charley Coffey, DL Harold Horton, LB Marvin Johnson, OL Bill Kinard, DB</p> <p>1969 John Barnhill, AD Frank Broyles, HC Don Breaux, OB Charley Coffey, DL Harold Horton, LB Hootie Ingram, DB Mervin Johnson, OL Richard Williamson, WR Bob Ford, Asst.</p>	<p>1968 John Barnhill, AD Frank Broyles, HC Don Breaux, OB Charley Coffey, DL Hootie Ingram, DB Mervin Johnson, OL Harold Horton, LB Richard Williamson, WR Bob Ford, Asst.</p> <p>1967 John Barnhill, AD Frank Broyles, HC Charley Coffey, DL Hootie Ingram, DB Mervin Johnson, OL Johnny Majors, OB Wilson Matthews, LB Gordon Smith, OE Bob Ford, Asst.</p> <p>1966 John Barnhill, AD Frank Broyles, HC Charley Coffey, DL Mervin Johnson, OL Johnny Majors, DB Wilson Matthews, LB Bill Pace, OB Gordon Smith, OE</p> <p>1965 John Barnhill, AD Frank Broyles, HC Jim Mackenzie, Asst. HC/DC Mervin Johnson, OL Johnny Majors, DB Wilson Matthews, LB Bill Pace, OB Barry Switzer, OE</p>	<p>1964 John Barnhill, AD Frank Broyles, HC Jim Mackenzie, Asst. HC/DC Mervin Johnson, OL Johnny Majors, DB Wilson Matthews, LB Bill Pace, OB Barry Switzer, OE</p> <p>1963 John Barnhill, AD Frank Broyles, HC Doug Dickey, OB Jim Mackenzie, DL Wilson Matthews, LB/DE Steed White, OE/OL Bill Pace, DB Mervin Johnson, OL</p> <p>1962 John Barnhill, AD Frank Broyles, HC Doug Dickey, OB Mervin Johnson, OL Bill Pace, DB Jim Mackenzie, DL Wilson Matthews, LB/DE Steed White, OE/OL</p> <p>1961 John Barnhill, AD Frank Broyles, HC Doug Dickey, OB Hayden Fry, OB Jim Mackenzie, OL Wilson Matthews, LB Dixie White, OL Steed White, OE/OL</p> <p>1960 John Barnhill, AD Frank Broyles, HC Doug Dickey, DB Merrill Green, OB Jim Mackenzie, DL Wilson Matthews, LB/DE</p>	<p>Dixie White, OL Steed White, OE</p> <p>1959 John Barnhill, AD Frank Broyles, HC Doug Dickey, DB Merrill Green, OB Jim Mackenzie, DL Wilson Matthews, LB/DE Dixie White, OL Steed White, OE</p> <p>1958 John Barnhill, AD Frank Broyles, HC Doug Dickey, DB Merrill Green, OB Jim Mackenzie, DL Wilson Matthews, LB/DE Dixie White, OL Steed White, OE</p> <p>1957 John Barnhill, AD Jack Mitchell, HC George Barnhardt Ab Bidwell George Cole Gene Corrotto Bill Pace Dixie White Steed White</p> <p>1956 John Barnhill, AD Jack Mitchell, HC George Barnhardt Ab Bidwell Bert Clark George Cole Gene Corrotto Bobby Proctor Tracy Scott Dixie White</p>	<p>1955 John Barnhill, AD Jack Mitchell, HC George Barnhardt Ab Bidwell George Cole Bobby Proctor Tracy Scott Dixie White</p> <p>1954 John Barnhill, AD Bowden Wyatt, HC John Bailey George Cafego George Cole Dick Hitt LeRoy Pearce Tracy Scott</p> <p>1953 John Barnhill, AD Bowden Wyatt, HC John Bailey George Cafego George Cole Dick Hitt LeRoy Pearce Tracy Scott</p> <p>1952 John Barnhill, AD Otis Douglas, HC George Cole Bill Ferrell Charles Gray Charles Hanks Dick Humbert Clyde Van Sickle</p> <p>1951 John Barnhill, AD Otis Douglas, HC</p> <p>1950 John Barnhill, AD Otis Douglas, HC</p>
--	---	---	---	---	---	--

ALL-TIME COACHING STAFF ROSTER

Deke Adams, 2022-pres.
Wally Ake, 1984-89
Miles Aldridge, 1996-97
Bobby Allen, 1998-2012
Kurt Anderson, 2016-17
Chris Ash, 2013
Jermial Ashley, 2021
John Bailey, 1953-54
Bill Barnes, 1949
George Barnhardt, 1955-57
John Barnhill, 1946-49 (HC); 1946-69 (AD)
Larry Beckman, 1984-89
Larry Beightol, 1980-82
Mike Bender, 1995-97
Buddy Bennett, 1971-72
Raymond Berry, 1970-72
Ab Bidwell, 1955-57
Bret Bielema, 2013-17 (HC)
Kirk Botkin, 2008-09
Dominique Bowman, 2022
Don Boyce, 1975-76
H.B. Brackett, 1949
Jesse Branch, 1975-85
Don Breaux, 1968-71, 1977-80
Kendal Briles, 2020-22
Larry Brinson, 1984-89
Frank Broyles, 1958-76 (HC); 1973-2007 (AD)
Dick Bumpas, 1989
Keith Burns, 1998-99
George Cafego, 1953-54
Steve Caldwell, 2010-12, 2018-19

Louis Campbell, 1990-97, 2006
Sam Carter, 2020-21
Jim Chaney, 2013-14
John Chavis, 2018-19
Kris Cinkovich, 2010-12
Charley Coffey, 1966-70
George Cole, 1949, 1952-57; 1970-72 (AD)
Scott Conley, 1990-92
Jon Cooper, 2020
Ron Cooper, 2018-19
Bob Cope, 1977-80
Pete Cordelli, 1983
Gene Corrotto, 1956-57
Joe Craddock, 2018-19
Jack Crowe, 1989; 1990-92 (HC)
Brad Davis, 2020
Greg Davis, 1992-93
Doug Dickey, 1958-63
Otis Douglas, 1950-52 (HC)
Joe Lee Dunn, 1995
Clifton Ealy, 1998-99, 2003-05
Dan Enos, 2015-17, 2023
Frank Falks, 1973-76
Lon Farrell, 1971-72
Rockey Felker, 1993-96
Joe Ferguson, 1997-2000
Bill Ferrell, 1952
Danny Ford, 1993-97 (HC)
Ronnie Fouch, 2024-pres.
Scott Fountain, 2020-pres.
Dustin Fry, 2018-19
Hayden Fry, 1961
Bob Gatling, 1976
Joe Gibbs, 1971-72

Fred Goldsmith, 1984-88
Jim Goodman, 1986-88
Sam Goodwin, 1981-82
Charles Gray, 1949, 1952
Merrill Green, 1958-60
J.B. Grimes, 1989-92
Kenny Guiton, 2021-23
Harvey Hampton, 1983
Charles Hanks, 1952
Vernon Hargreaves, 2015-17
Ken Hatfield, 1984-89 (HC)
Paul Haynes, 2011*-12
Reggie Herring, 2005-07
Fitz Hill, 1992-2000
Roger Hinshaw, 1984-89
Dick Hitt, 1953-54
Paul Haynes, 2011*-12
Harold Horton, 1968-80
Tim Horton, 2007-12
Hobart Hooser, 1949
Dick Humbert, 1952
Mark Hutson, 1998-99
Hootie Ingram, 1967-69
Kenny Ingram, 2019
Clay Jennings, 2014-15
Bill Johnson, 1990-91, 2000
Jimmy Johnson, 1973-76
Mervin Johnson, 1962-74
Reggie Johnson, 2008-11
Taver Johnson, 2012-13
Pat Jones, 1975
Cody Kennedy, 2021-23
Bill Keopple, 1998-99
Monte Kiffin, 1977-79
Bill Kinard, 1970

Joe Kines, 1991-94
Buddy King, 1993-94
Chris Klenakis, 2010-12
John Konstantinos, 1979-80
Derrick LeBlanc, 2020
David Lee, 1984-88, 2001-02, 07
Bill Lewis, 1973-76
Don Lindsey, 1981-83
Dowell Loggains, 2021-22
Barry Lunney Jr., 2013-19
Jim Mackenzie, 1958-65
Johnny Majors, 1964-67
Gus Malzahn, 2006
Mike Markuson, 1998-2007
Eric Mateos, 2024-pres.
Wilson Matthews, 1958-67
Garrick McGee, 2008-11
Charles McGibbony, 1949
David Mitchell, 1994-96
Jack Mitchell, 1955-57 (HC)
John Mitchell, 1977-82
Reggie Mitchell, 2016-17
Chad Morris, 2018-19 (HC)
Charley North, 1995-97
Gordon Norwood, 1974
Danny Nutt, 1998-2007
Houston Nutt, 1990-92; 1998-2007 (HC)
Barry Odom, 2020-22
Rich Olson, 1981-83
Bill Pace, 1962-66
Charlie Partridge, 2013
Joe Pate, 1990-96
Kevin Peoples, 2011*-12
Bobby Petrino, 2008-11 (HC),

2024-pres.
Paul Petrino, 2008-09; 2011*-12
LeRoy Pearce, 1953-54
Sam Pittman, 2013-15, 2020-pres. (HC)
Bobby Proctor, 1955-56
George Pugh, 2001-02
Jerry Pullen, 1990
Bo Rein, 1975
Rion Rhoades, 2020
Paul Rhoads, 2016-17
Willy Robinson, 2008-11
Tracy Rocker, 2003-07
Kacy Rodgers, 2002
Ken Rucker, 1990-92
Michael Scherer, 2021-22
John Scott Jr., 2017-18
Tracy Scott, 1953-56
Rory Segrest, 2014-16
Randy Shannon, 2013-14
Bob Shaw, 1982-83
James Shibley, 2000-07
Jemal Singleton, 2015
Gordon Smith, 1966-67
Jimmy Smith, 2020-23
John L. Smith, 2008-11; 2012 (HC)
Kolby Smith, 2024-pres.
Mark Smith, 2018-19
Michael Smith, 2013-17
Robb Smith, 2014-16
Scott Smith, 1993
Kay Stephenson, 1997
Justin Stepp, 2018-20
Jim Strong, 1983

Mike Summers, 2008-09
Barry Switzer, 1964-65
Joel Thomas, 2013-14
John Thompson, 2000-01
Mike Tolleson, 1983
Jeff Traylor, 2018-19
Bob Trott, 1984-89
Don Trull, 1973
Ken Turner, 1972-88
Morgan Turner, 2023-pres.
Fred von Appen, 1981
Larry Van Der Heyden, 1993-94
Clyde Van Sickle, 1949, 1952
Chris Vaughn, 2000-05, 2007
Chad Walker, 2017
Jim Washburn, 1994-97
Lorenzo Ward, 2008
Charlie Weatherbie, 1990-91
Dixie White, 1955-61
Steed White, 1957-63
Travis Williams, 2023-pres.
Richard Williamson, 1972-74
Deron Wilson, 2023-pres.
Richard Wilson, 1989
Dennis Winston, 1997
Roy Wittke, 2003-05
Dave Wommack, 2001-04
Alex Wood, 2006-07
Marcus Woodson, 2023-pres.
Bowden Wyatt, 1953-54 (HC)

**Joined staff prior to Cotton Bowl at end of 2011 season*

ALL-TIME OVERALL RECORDS

ALL GAMES				CONFERENCE GAMES				FINISH	BOWL	HEAD COACH
YEAR	W	L	T	PCT.	W	L	T	PCT.		
1894	2	1	0	.667						John C. Futrall
1895	1	0	0	1.000						John C. Futrall
1896	2	1	0	.667						John C. Futrall
1897	2	0	1	.833						B.N. Wilson
1898	2	1	0	.667						B.N. Wilson
1899	3	1	1	.700						Colbert Searles
1900	2	1	1	.625						Colbert Searles
1901	3	5	0	.375						Charles Thomas
1902	6	3	0	.667						Charles Thomas
1903	3	4	0	.429						D.A. McDaniel
1904	4	3	0	.571						A.D. Brown
1905	2	6	0	.250						A.D. Brown
1906	2	4	2	.375						F.C. Longman
1907	3	4	1	.438						F.C. Longman
1908	5	4	0	.556						Hugo Bezdek
1909	7	0	0	1.000						Hugo Bezdek
1910	7	1	0	.875						Hugo Bezdek
1911	6	2	1	.722						Hugo Bezdek
1912	4	6	0	.400						Hugo Bezdek
1913	7	2	0	.778						E.T. Pickering
1914	4	5	0	.444						E.T. Pickering
Southwest Conference play begins										
1915	4	2	1	.643	1	1	0	.500	T2	T.T. McConnell
1916	4	4	0	.500	0	2	0	.000	T5	T.T. McConnell
1917	5	1	1	.786	0	1	1	.250	6	Norman Paine
1918	3	2	0	.600	0	1	0	.000	T6	Norman Paine
1919	3	4	0	.429	1	2	0	.333	5	J.B. Craig
1920	3	2	2	.571	2	0	1	.833	2	G.W. McLaren
1921	5	3	1	.611	2	1	0	.667	3	G.W. McLaren
1922	5	4	0	.556	1	3	0	.250	6	Francis Schmidt
1923	6	2	1	.722	2	2	0	.500	T4	Francis Schmidt
1924	7	2	1	.750	1	2	1	.375	7	Francis Schmidt
1925	4	4	1	.500	2	2	1	.500	T4	Francis Schmidt
1926	5	5	0	.500	2	2	0	.500	T3	Francis Schmidt
1927	8	1	0	.889	3	1	0	.750	3	Francis Schmidt
1928	7	2	0	.788	3	1	0	.750	2	Francis Schmidt
1929	7	2	0	.778	3	2	0	.600	3	Fred Thomsen
1930	3	6	0	.333	2	2	0	.500	5	Fred Thomsen
1931	3	5	1	.389	0	4	0	.000	7	Fred Thomsen
1932	1	6	2	.222	1	4	0	.200	7	Fred Thomsen
1933	7	3	1	.682	4	1	0	.800	1*	Dixie Fred Thomsen
1934	4	4	2	.500	2	3	1	.417	5	Fred Thomsen
1935	4	5	1	.450	2	4	0	.333	5	Fred Thomsen
1936	7	3	0	.700	5	1	0	.833	1	Fred Thomsen
1937	6	2	2	.700	3	2	1	.583	3	Fred Thomsen
1938	2	7	1	.250	1	5	0	.167	T6	Fred Thomsen
1939	4	5	1	.450	2	3	1	.417	5	Fred Thomsen
1940	4	6	0	.400	1	5	0	.167	6	Fred Thomsen
1941	3	7	0	.300	0	6	0	.000	7	Fred Thomsen
1942	3	7	0	.200	0	6	0	.000	7	George Cole
1943	2	7	0	.200	1	4	0	.200	T5	John Tomlin
1944	5	5	1	.500	2	2	1	.500	3	Glen Rose
1945	3	7	0	.300	1	5	0	.167	7	Glen Rose
1946	6	3	1	.650	5	1	0	.833	T1	Cotton John Barnhill
1947	6	4	1	.590	1	4	1	.250	T5	Dixie John Barnhill
1948	5	5	0	.500	2	4	0	.333	5	John Barnhill
1949	5	5	0	.500	2	4	0	.333	6	John Barnhill
1950	2	8	0	.200	1	5	0	.167	7	Otis Douglas
1951	5	5	0	.500	2	4	0	.333	6	Otis Douglas
1952	2	8	0	.200	1	5	0	.167	7	Otis Douglas
1953	3	7	0	.300	2	4	0	.333	5	Bowden Wyatt
1954	8	3	0	.727	5	1	0	.833	1	Cotton Bowden Wyatt
1955	5	4	1	.550	3	2	1	.583	4	Jack Mitchell
1956	6	4	0	.600	3	3	0	.500	4	Jack Mitchell
1957	6	4	0	.600	2	4	0	.333	T5	Jack Mitchell
1958	4	6	0	.400	2	4	0	.333	T5	Frank Broyles

ALL GAMES				CONFERENCE GAMES				FINISH	BOWL	HEAD COACH
YEAR	W	L	T	PCT.	W	L	T	PCT.		
1959	9	2	0	.818	5	1	0	.833	T1	Gator Frank Broyles
1960	8	3	0	.727	6	1	0	.857	1	Cotton Frank Broyles
1961	8	3	0	.727	6	1	0	.857	T1	Sugar Frank Broyles
1962	9	2	0	.818	6	1	0	.857	2	Sugar Frank Broyles
1963	5	5	0	.500	3	4	0	.429	4	Frank Broyles
1964	11	0	0	1.000	7	0	0	1.000	1	Cotton/National Champions Frank Broyles
1965	10	1	0	.909	7	0	0	1.000	1	Cotton Frank Broyles
1966	8	2	0	.800	5	2	0	.714	T2	Frank Broyles
1967	4	5	1	.450	3	3	1	.500	5	Frank Broyles
1968	10	1	0	.909	6	1	0	.857	T1	Sugar Frank Broyles
1969	9	2	0	.818	6	1	0	.857	2	Sugar Frank Broyles
1970	9	2	0	.818	6	1	0	.857	2	Frank Broyles
1971	8	3	1	.708	5	1	1	.786	2	Liberty Frank Broyles
1972	6	5	0	.546	3	4	0	.429	T4	Frank Broyles
1973	5	5	1	.500	3	3	1	.500	T4	Frank Broyles
1974	6	4	1	.591	3	3	1	.500	T4	Frank Broyles
1975	10	2	0	.833	6	1	0	.859	T1	Cotton Frank Broyles
1976	5	5	1	.500	3	4	1	.438	6	Frank Broyles
1977	11	1	0	.917	7	1	0	.875	2	Orange Lou Holtz
1978	9	2	1	.792	6	2	0	.750	T2	Fiesta Lou Holtz
1979	10	2	0	.833	7	1	0	.875	T1	Sugar Lou Holtz
1980	7	5	0	.583	3	5	0	.375	T6	Hall of Fame Lou Holtz
1981	8	4	0	.667	5	3	0	.625	4	Gator Lou Holtz
1982	9	2	1	.792	5	2	1	.688	3	Bluebonnet Lou Holtz
1983	6	5	0	.546	4	4	0	.500	5	Lou Holtz
1984	7	4	1	.636	5	3	0	.625	T3	Liberty Ken Hatfield
1985	10	2	0	.833	6	2	0	.750	T2	Holiday Ken Hatfield
1986	9	3	0	.750	6	2	0	.750	T2	Orange Ken Hatfield
1987	9	4	0	.692	5	2	0	.714	T2	Liberty Ken Hatfield
1988	10	2	0	.833	7	0	0	1.000	1	Cotton Ken Hatfield
1989	10	2	0	.833	7	1	0	.875	1	Cotton Ken Hatfield
1990	3	8	0	.273	1	7	0	.125	7	Jack Crowe
1991	6	6	0	.600	5	3	0	.625	T2	Independence Jack Crowe
Southeastern Conference play begins										
1992	3	7	1	.318	3	4	1	.438	4 West	Jack Crowe/Joe Kines
1993	6	4	1	.591	4	3	1	.438	T2 West	Danny Ford
1994	4	7	0	.364	2	6	0	.250	T4 West	Danny Ford
1995	8	5	0	.615	6	2	0	.750	1 West	CarQuest Danny Ford
1996	4	7	0	.363	2	6	0	.250	5 West	Danny Ford
1997	4	7	0	.363	2	6	0	.250	5 West	Danny Ford
1998	9	3	0	.750	6	2	0	.750	T1 West	Citrus Houston Nutt
1999	8	4	0	.667	4	4	0	.500	T3 West	Cotton Houston Nutt
2000	6	6	0	.500	3	5	0	.375	T5 West	Las Vegas Houston Nutt
2001	7	5	0	.583	4	4	0	.500	T3 West	Cotton Houston Nutt
2002	9	5	0	.643	5	3	0	.625	T1 West	Music City Houston Nutt
2003	9	4	0	.692	4	4	0	.500	4 West	Independence Houston Nutt
2004	5	6	0	.455	3	5	0	.375	T3 West	Houston Nutt
2005	4	7	0	.364	2	6	0	.250	4 West	Houston Nutt
2006	10	4	0	.714	7	1	0	.875	1 West	Capital One Houston Nutt
2007	8	5	0	.615	4	4	0	.500	T3 West	Cotton Houston Nutt/Reggie Herring
2008	5	7	0	.416	2	6	0	.250	T4 West	Bobby Petrino
2009	8	5	0	.615	3	5	0	.375	T4 West	Liberty Bobby Petrino
2010	10	3	0	.769	6	2	0	.750	T2 West	Sugar Bobby Petrino
2011	11	2	0	.846	6	2	0	.750	3 West	Cotton Bobby Petrino
2012	4	8	0	.333	2	6	0	.250	6 West	John L. Smith
2013	3	9	0	.250	0	8	0	.000	7 West	Bret Bielema
2014	7	6	0	.538	2	6	0	.250	7 West	Texas Bret Bielema
2015	8	5	0	.615	5	3	0	.625	T3 West	Liberty Bret Bielema
2016	7	6	0	.538	3	5	0	.375	T5 West	Belk Bret Bielema
2017	4	8	0	.333	1	7	0	.125	7 West	Bret Bielema
2018	2	10	0	.167	0	8	0	.000	7 West	Chad Morris
2019	2	10	0	.167	0	8	0	.000	7 West	Chad Morris/Barry Lunney Jr.
2020	3	7	0	.300	3	7	0	.300	5 West	Texas (Canceled) Sam Pittman
2021	9	4	0	.682	4	4	0	.500	T3 West	Outback Sam Pittman
2022	7	6	0	.538	3	5	0	.375	4 West	Liberty Sam Pittman
2023	4	8	0	.333	1	7	0	.125	T6 West	Sam Pittman

ALL-TIME OVERALL RECORDS

ARKANSAS ALL-TIME COACHING RECORDS

COACH	TENURE (SEASONS)	CONFERENCE W-L-T (PCT.)	OVERALL W-L-T (PCT.)	BOWLS
John C. Futrall	1894-96 (3)		5-2-0 (.714)	-
B.N. Wilson	1897-98 (2)		4-1-1 (.750)	-
Colbert Searles	1899-1900 (2)		5-2-2 (.667)	-
Charles Thomas	1901-02 (2)		9-8-0 (.529)	-
D.A. McDaniel	1903 (1)		3-4-0 (.429)	-
A.D. Brown	1904-05 (2)		6-9-0 (.400)	-
F.C. Longman	1906-07 (2)		5-8-3 (.406)	-
Hugo Bezdek	1908-12 (5)		29-13-1 (.686)	-
E.T. Pickering	1913-14 (2)		11-7-0 (.611)	-
T.T. McConnell	1915-16 (2)	1-3-0 (.250)	8-6-1 (.567)	-
Norman Paine	1917-18 (2)	0-2-1 (.167)	8-3-1 (.708)	-
J.B. Craig	1919 (1)	1-2-0 (.333)	3-4-0 (.429)	-
G.W. McLaren	1920-21 (2)	4-1-1 (.750)	8-5-3 (.594)	-
Francis Schmidt	1922-28 (7)	14-13-2 (.517)	42-20-3 (.669)	-
Fred Thomsen	1929-41 (13)	26-42-3 (.387)	56-61-10 (.480)	1
George Cole	1942 (1)	0-6-0 (.000)	3-7-0 (.300)	-
John Tomlin	1943 (1)	1-4-0 (.200)	2-7-0 (.222)	-
Glen Rose	1944-45 (2)	3-7-1 (.318)	8-12-1 (.405)	-
John Barnhill	1946-49 (4)	10-13-1 (.438)	22-17-3 (.560)	2
Otis Douglas	1950-52 (3)	4-14-0 (.222)	9-21-0 (.300)	-
Bowden Wyatt	1953-54 (2)	7-5-0 (.583)	11-10-0 (.524)	1
Jack Mitchell	1955-57 (3)	8-9-1 (.472)	17-12-1 (.583)	-
Frank Broyles	1958-76 (19)	91-36-5 (.708)	144-58-5 (.708)	10
Lou Holtz	1977-83 (7)	37-18-1 (.670)	60-21-2 (.735)	6
Ken Hatfield	1984-89 (6)	36-10-0 (.783)	55-17-1 (.760)	6
Jack Crowe ^A	1990-91 (2+)	6-10-0 (.375)	9-15-0 (.375)	1
Joe Kines [#]	1992 (1)	3-4-1 (.438)	3-6-1 (.350)	-
Danny Ford	1993-97 (5)	16-23-1 (.413)	26-30-1 (.465)	1
Houston Nutt	1998-2007 (10)	42-38-0 (.525)	75-48-0 (.610)	8
Reggie Herring [*]	2007		0-1-0 (.000)	-
Bobby Petrino	2008-11 (4)	17-15-0 (.531)	34-17-0 (.667)	3
John L. Smith	2012 (1)	2-6-0 (.250)	4-8-0 (.333)	-
Bret Bielema	2013-17 (5)	11-29 (.275)	29-34 (.460)	3
Chad Morris	2018-19 (1+)	0-14 (.000)	4-18 (.182)	-
Barry Lunney Jr. ^{**}	2019	0-2 (.000)	0-2 (.000)	-
Sam Pittman	2020-23	11-23 (.324)	23-25 (.479)	2
TOTALS	1894-2023 (130)	351-349-18 (.501)	740-539-40 (.576)	44

^A Including first game of 1992 season; [#] Interim head coach after first game of the season; ^{*} Herring served as interim head coach during the 2008 Cotton Bowl;

^{**} Lunney served as the interim head coach for the final two games of 2019 season



In 19 seasons, **FRANK BROYLES** amassed a record of 144-58-5, securing seven SWC titles, 10 bowl bids, 20 All-Americans and 88 All-SWC selections.



KEN HATFIELD posted an Arkansas-record .760 winning percentage and averaged more than nine wins per year from 1984-89. He led the Razorbacks to a bowl game all six seasons.

SUPERLATIVES

SEASONS

19	Frank Broyles	1958-76
13	Fred Thomsen	1929-41
10	Houston Nutt	1998-2007
7	Francis Schmidt	1922-28
7	Lou Holtz	1977-83
6	Ken Hatfield	1984-89
5	Hugo Bezdek	1908-12
5	Bret Bielema	2013-17
5	Danny Ford	1993-97

WINS

144	Frank Broyles	144-58-5 [.708]
75	Houston Nutt	75-48-0 [.610]
60	Lou Holtz	60-21-2 [.735]
56	Fred Thomsen	56-61-10 [.480]
55	Ken Hatfield	55-17-1 [.760]
42	Francis Schmidt	42-20-3 [.669]

WINNING PERCENTAGE (MIN. 4 SEASONS)

.760	Ken Hatfield	55-17-1, 6 seasons
.735	Lou Holtz	60-21-2, 7 seasons
.708	Frank Broyles	144-58-5, 19 seasons
.686	Hugo Bezdek	29-13-1, 5 seasons
.669	Francis Schmidt	42-20-3, 7 seasons
.667	Bobby Petrino	34-17-0, 4 seasons

BOWLS

10	Frank Broyles	19 seasons
8	Houston Nutt	10 seasons
6	Lou Holtz	7 seasons
6	Ken Hatfield	6 seasons
3	Bret Bielema	5 seasons
3	Bobby Petrino	4 seasons

SEASON-BY-SEASON RESULTS

NOTES: Home games in ALL CAPS. Rankings at time of game, beginning in 1936, are from The Associated Press. College Football Playoff Rankings during the second half of the regular season for the 2014, 2015 and 2016 seasons.



JOHN C. FUTRALL

3 seasons | 1894-96
5-2

John C. Futrall served as both manager and head coach of the Arkansas football program during its first three years of existence. For the next 16 years, Futrall served as the team's manager, chairman of the school's athletic committee, or both.

1894 • (2-1)

Captain: Wright Lindsey

DATE	OPPONENT	UA/OPP RK	TV	W L T	UA	OPP
Oct. 13	FORT SMITH (ARK.) HS			W	42	0
Oct. 27	FORT SMITH (ARK.) HS			W	38	0
Nov. 22	at Texas			L	0	54

1895 • (1-0)

Captain: Herbert Fishback

DATE	OPPONENT	UA/OPP RK	TV	W L T	UA	OPP
Oct. 12	FORT SMITH (ARK.) HS			W	30	0

1896 • (2-1)

Captain: Herbert Fishback

DATE	OPPONENT	UA/OPP RK	TV	W L T	UA	OPP
Oct. 3	FORT SMITH (ARK.) HS			W	10	0
Oct. 10	at Fort Smith (Ark.) HS			W	6	2
Oct. 24	at Drury			L	0	34



B.N. WILSON

2 seasons | 1897-98
4-1-1

The second head coach in the history of Arkansas football, B.N. Wilson guided his teams to two wins in three games in each of his two seasons at the helm.

1897 • (2-0-1)

Captain: Herbert Fishback

DATE	OPPONENT	UA/OPP RK	TV	W L T	UA	OPP
Nov. 6	FORT SMITH (ARK.) HS			W	12	0
Nov. 20	at Drury			T	6	6
Nov. 25	at Ouachita Baptist			W	24	0

1898 • (2-1)

Captain: Edward Martin

DATE	OPPONENT	UA/OPP RK	TV	W L T	UA	OPP
Oct. 22	DRURY			W	17	0
Nov. 5	at Drury			W	12	6
Nov. 19	at Fort Scott (Kan.) HS			L	8	36



COLBERT SEARLES

2 seasons | 1899-1900
5-2-2

Colbert Searles directed the Arkansas football program to a 5-2-2 record over a two-year span that included just six different opponents.

1899 • (3-1-1)

Captain: Chester Sloan

DATE	OPPONENT	UA/OPP RK	TV	W L T	UA	OPP
Oct. 14	DRURY			W	10	0
Oct. 28	TULSA			W	11	0
Nov. 3	at Tulsa			T	0	0
Nov. 4	at Oklahoma#			L	5	11
Nov. 18	JOPLIN (MO.) HS			W	11	10

Shawnee, Okla.

1900 • (2-1-1)

Captain: Ashton Vincenheller

DATE	OPPONENT	UA/OPP RK	TV	W L T	UA	OPP
Oct. 27	WEBB CITY (MO.) HS			W	15	0
Nov. 3	at Joplin (Mo.) HS			T	6	6
Nov. 10	PIERCE CITY (MO.)			W	10	0
Nov. 24	at Drury			L	5	17



CHARLES THOMAS

2 seasons | 1901-02
9-8

Though the schedules still included several high school foes, Charles Thomas' two seasons at the helm of the UA football program were marked by the beginning of the LSU series in 1901 and a 6-3 record in 1902 – his second and final season.

1901 • (3-5)

Captain: Fred Brown

DATE	OPPONENT	UA/OPP RK	TV	W L T	UA	OPP
Oct. 12	PIERCE CITY (MO.)			L	0	5
Oct. 19	DRURY			W	22	0
Oct. 26	FORT SCOTT (KAN.) HS			L	6	17
Nov. 2	at Little Rock (Ark.) HS			L	0	5
Nov. 9	TULSA			W	48	0
Nov. 16	KANSAS CITY MEDICS			L	6	10
Nov. 22	at LSU			L	0	15
Nov. 23	at Louisiana Tech			W	16	0

1902 • (6-3)

Captain: Lemuel Bryan

DATE	OPPONENT	UA/OPP RK	TV	W L T	UA	OPP
Oct. 4	at Neosho (Mo.) HS			W	6	0
Oct. 11	at Kingfisher (Okla.)			W	15	6
Oct. 13	at Oklahoma			L	0	28
Oct. 22	at Tulsa			W	33	0
Nov. 1	TAHLEQUAH SEMINARY			W	50	0
Nov. 8	at State College of Mo.			L	5	15
Nov. 10	at Pierce City (Mo.)			L	2	24
Nov. 17	FORT SCOTT (KAN.) HS			W	16	0
Nov. 27	MISSOURI-ROLLA			W	11	0



D.A. McDANIEL

1 season | 1903
3-4

While Arkansas managed just three wins in its only season under D.A. McDaniel, one of those victories was its first over Oklahoma – a 12-0 win over the Sooners in Fayetteville in the season finale.

1903 • (3-4)

Captain: Henry Ragland

DATE	OPPONENT	UA/OPP RK	TV	W L T	UA	OPP
Oct. 10	ST. COLLEGE OF MO.			L	5	10
Oct. 16	at Missouri-Rolla			L	6	17
Oct. 17	at Drury			W	10	6
Oct. 30	at Texas			L	0	15
Oct. 31	at Texas A&M			L	0	6
Nov. 7	FORT SMITH (ARK.) HS			W	17	9
Nov. 21	OKLAHOMA			W	12	0



A.D. BROWN

2 seasons | 1904-05
6-9

After a 4-3 record in its initial campaign under A.D. Brown, Arkansas managed just two wins in the second and final season of his tenure.

1904 • (4-3)

Captain: Jess Moore

DATE	OPPONENT	UA/OPP RK	TV	W L T	UA	OPP
Oct. 15	DRURY			L	0	12
Oct. 22	FORT SCOTT (KAN.) HS			W	22	0
Nov. 4	at Dallas Medics			L	0	5
Nov. 5	at Baylor			L	6	17
Nov. 12	WICHITA STATE			W	12	6
Nov. 19	at Fort Smith (Ark.) HS			W	11	5
Nov. 26	MISSOURI-ROLLA			W	11	10

1905 • (2-6)

Captain: William Jett

DATE	OPPONENT	UA/OPP RK	TV	W L T	UA	OPP
Oct. 7	KANSAS			L	0	6
Oct. 14	at Washington (Mo.)			L	0	6
Oct. 16	at Drury			L	0	12
Oct. 26	CHILCOCK (KAN.)			W	6	0
Oct. 31	TEXAS			L	0	4
Nov. 12	TRANSYLVANIA			L	0	6
Nov. 17	at Missouri-Rolla			L	0	16
Nov. 30	KANSAS CITY MEDICS			W	26	0



F.C. LONGMAN

2 seasons | 1906-07
5-8-3

F.C. Longman was the final faculty member to serve as the football program's volunteer coach. Though the Cardinals suffered five shutouts during his tenure, they also earned a shutout win at Tulane and began Arkansas' series with Tennessee during the 1907 season.

1906 • (2-4-2)

Captain: John S. Wood

DATE	OPPONENT	UA/OPP RK	TV	W L T	UA	OPP
Sept. 29	CHILCOCK (KAN.)			L	0	6
Oct. 8	DRURY			T	0	0
Oct. 13	at Kansas			L	5	37
Oct. 30	TEXAS			L	0	11
Nov. 6	SE MISSOURI ST.+			W	12	0
Nov. 10	at Missouri			L	0	11
Nov. 24	at Tulane			W	22	0
Nov. 30	at LSU			T	6	6

+ Little Rock, Ark.

1907 • (3-4-1)

Captain: Clinton Milford

DATE	OPPONENT	UA/OPP RK	TV	W L T	UA	OPP
Oct. 5	HASKELL INDIAN NATIONS			T	0	0
Oct. 12	DRURY			W	23	0
Oct. 19	at Drury			W	17	6
Oct. 26	at Saint Louis			L	6	42
Nov. 2	TEXAS			L	6	26
Nov. 9	LSU+			L	12	17
Nov. 16	vs. Tennessee#			L	2	14
Nov. 23	MISSOURI-ROLLA			W	7	5

+ Little Rock, Ark.

Memphis, Tenn.



HUGO BEZDEK

5 seasons | 1908-12
29-13-1

The first full-time, paid coach in Arkansas football history, Hugo Bezdek guided the Cardinals to a 5-4 campaign in his first season. In 1909 he led UA to what is widely regarded as the program's breakthrough season – a 7-0-0 campaign during which Arkansas outscored its foes 186-18. Upon the team's return from a win over LSU in Memphis, Tenn., that season, Bezdek told students his team had played "like a wild band of razorback hogs." The students liked the nickname and officially adopted it prior to the 1910 season.

1908 • (5-4)

Captain: Willis Nelson

DATE	OPPONENT	UA/OPP RK	TV	W L T	UA	OPP
Oct. 3	HASKELL INDIAN NATIONS			W	6	0
Oct. 10	OLE MISS			W	33	0
Oct. 17	at Saint Louis			L	0	24
Oct. 24	HENDERSON (ARK.) ST.			W	51	0
Oct. 31	at Oklahoma			L	5	27
Nov. 7	at Texas			L	0	21
Nov. 14	PITTSBURG (KAN.) ST.			W	42	12
Nov. 21	OUACHITA BAPTIST			W	73	0
Nov. 26	LSU+			L	4	36

+ Little Rock, Ark.

SEASON-BY-SEASON RESULTS

1909 • (7-0)

Captain: Stanley Phillip

DATE	OPPONENT	UA/OPP RK	TV	W L T	UA	OPP
Oct. 2	HENDERSON (ARK.) ST.			W	24	0
Oct. 16	at Drury			W	12	6
Oct. 23	(3) FAIRMOUNT			W	22	6
Oct. 30	OKLAHOMA			W	21	6
Nov. 13	vs. LSU#			W	16	0
Nov. 15	at Ouachita Baptist			W	55	0
Nov. 25	WASHINGTON (MO.)*			W	34	0

* Little Rock, Ark.
Memphis, Tenn.

1910 • (7-1)

Captain: Steve Creekmore

DATE	OPPONENT	UA/OPP RK	TV	W L T	UA	OPP
Oct. 1	DRURY			W	33	0
Oct. 9	HENDERSON (ARK.) ST.			W	63	0
Oct. 15	KANSAS STATE			L	0	5
Oct. 22	SOUTHWESTERN (TEX.)			W	13	12
Oct. 29	TEXAS A&M			W	5	0
Nov. 5	at Washington (Mo.)			W	50	0
Nov. 15	MISSOURI-ROLLA			W	6	2
Nov. 24	LSU*			W	51	0

* Little Rock, Ark.

1911 • (6-2-1)

Captain: Dan Estes

DATE	OPPONENT	UA/OPP RK	TV	W L T	UA	OPP
Sept. 30	MISSOURI STATE			W	100	0
Oct. 7	DRURY			W	65	5
Oct. 14	HENDRIX			W	45	0
Oct. 21	at Texas			L	0	12
Oct. 28	at Southwestern (Texas)			T	0	0
Nov. 4	vs. Missouri-Rolla*			W	44	3
Nov. 11	at Kansas State#			L	0	3
Nov. 18	at Washington (Mo.)			W	3	0
Nov. 23	LSU*			W	11	0

* Little Rock, Ark.
Kansas City, Mo.
^ Joplin, Mo.

1912 • (4-6)

Captain: Percy Hinton

DATE	OPPONENT	UA/OPP RK	TV	W L T	UA	OPP
Sept. 28	HENDERSON (ARK.) ST.			W	39	6
Oct. 5	HENDRIX			W	52	0
Oct. 12	OKLAHOMA STATE			L	7	13
Oct. 18	vs. Texas A&M#			L	0	27
Oct. 19	at Baylor			L	0	7
Oct. 26	SOUTHWESTERN (TEX.)			W	25	0
Nov. 2	at Wisconsin			L	7	64
Nov. 9	LSU*			L	6	7
Nov. 16	at Washington (Mo.)			W	13	7
Nov. 21	at Texas			L	0	48

* Little Rock, Ark.
Dallas, Texas



E.T. PICKERING

2 seasons | 1913-14
11-7

After beginning his tenure 5-0 en route to a 7-2-0 debut season, E.T. Pickering's second and final season at the helm of the UA program is best known for a contest against Ole Miss that is still disputed more than a century later. Arkansas claims a 1-0 forfeit victory due to the Rebels' use of an ineligible player. Ole Miss denies the allegation and claims a 13-7 win on the field. The dispute led to the suspension of the series until 1924.

1913 • (7-2)

Captain: Russell May

DATE	OPPONENT	UA/OPP RK	TV	W L T	UA	OPP
Oct. 3	HENDERSON (ARK.) ST.			W	3	0
Oct. 11	HENDRIX			W	26	0
Oct. 18	OKLAHOMA STATE			W	3	0
Oct. 25	BAYLOR			W	34	0
Nov. 1	AUSTIN*			W	26	7
Nov. 8	vs. LSU#			L	7	12
Nov. 15	OLE MISS*			L	10	21
Nov. 17	at Ouachita Baptist			W	14	3
Nov. 27	at Tulane			W	14	0

* Little Rock, Ark.
Shreveport, La.
^ Fort Smith, Ark.

1914 • (4-5)

Captain: James Rudder

DATE	OPPONENT	UA/OPP RK	TV	W L T	UA	OPP
Oct. 3	HENDRIX			W	13	7
Oct. 10	OUACHITA BAPTIST			L	9	15
Oct. 17	SAINT LOUIS			W	26	0
Oct. 24	MISSOURI-ROLLA			L	0	44
Oct. 31	OKLAHOMA SATTE			L	0	46
Nov. 7	vs. LSU#			W	20	12
Nov. 14	OLE MISS*			W	1	0
Nov. 21	at Oklahoma*			L	7	35
Nov. 28	at Drury			L	7	28

* Little Rock, Ark.
Shreveport, La.
^ Oklahoma City, Okla.
- Arkansas victory by forfeit



T.T. McCONNELL

2 seasons | 1915-16
8-6-1

The beginning of T.T. McConnell's tenure as head coach at Arkansas coincided with the inaugural season of Southwest Conference football. After a 4-2-1 debut in 1915 and four consecutive wins to open the 1916 season, McConnell's tenure culminated with consecutive losses to LSU, Texas, Oklahoma and Mississippi State.

ARKANSAS BEGINS
SOUTHWEST CONFERENCE PLAY

1915 • (4-2-1, 1-1 SWC - F-3rd)

Captain: James Rudder

DATE	OPPONENT	UA/OPP RK	TV	W L T	UA	OPP
Oct. 2	HENDRIX			W	41	0
Oct. 9	OUACHITA BAPTIST			W	13	9
Oct. 16	OKLAHOMA STATE*			W	14	9
Oct. 30	at Saint Louis			T	0	0
Nov. 6	vs. LSU#			L	7	13
Nov. 14	OKLAHOMA*			L	0	24
Nov. 20	MISSOURI-ROLLA			W	46	0

* Southwest Conference game
Shreveport, La.
^ Fort Smith, Ark.

1916 • (4-4, 0-2 SWC - T-5th)

Captain: Chris Reichardt

DATE	OPPONENT	UA/OPP RK	TV	W L T	UA	OPP
Sept. 30	PITTSBURG (KAN.) ST.			W	34	20
Oct. 7	HENDRIX			W	58	0
Oct. 14	EASTERN OKLAHOMA STATE			W	82	0
Oct. 21	MISSOURI-ROLLA			W	60	0
Nov. 4	vs. LSU#			L	7	17
Nov. 18	at Texas*			L	0	52
Nov. 23	OKLAHOMA*			L	13	14
Nov. 25	vs. Mississippi State&			L	7	20

* Southwest Conference game
Shreveport, La.
^ Fort Smith, Ark.
& Memphis, Tenn.



NORMAN PAINE

2 seasons | 1917-18
8-3-1

Only a loss at Texas in the season finale prevented Norman Paine from an undefeated record in his first season, which began with five consecutive wins. His 1917 win over LSU was Arkansas' only victory against the Tigers in six games from 1915 to 1921. After playing the Sooners to a scoreless tie in 1917, Paine's 1918 team suffered the worst defeat in school history – a 103-0 loss at Oklahoma.

1917 • (5-1-1, 0-1-1 SWC - 6th)

Captain: Gene Davidson

DATE	OPPONENT	UA/OPP RK	TV	W L T	UA	OPP
Oct. 6	CENTRAL MISSOURI ST.			W	34	0
Oct. 13	HENDRIX			W	19	0
Oct. 20	MISSOURI-ROLLA			W	32	0
Oct. 27	TULSA			W	19	7
Nov. 3	vs. LSU#			W	14	0
Nov. 10	OKLAHOMA*			T	0	0
Nov. 17	at Texas*			L	0	20

* Southwest Conference game
Shreveport, La.
^ Fort Smith, Ark.

1918 • (3-2, 0-1 SWC - T-6th)

Captain: Paul Gold

DATE	OPPONENT	UA/OPP RK	TV	W L T	UA	OPP
Sept. 28	CAMP PIKE			L	0	6
Oct. 5	MISSOURI-ROLLA			W	6	0
Oct. 19	at Oklahoma*			L	0	103
Oct. 26	TULSA			W	23	6
Nov. 2	at Missouri State			W	12	6

* Southwest Conference game



J.B. CRAIG

1 season | 1919
3-4

Although J.B. Craig's only season included a lopsided 63-7 loss to Tulsa (then known as Henry Kendall), it concluded with a 7-6 win over Oklahoma in the Razorbacks' most recent home meeting with the Sooners. The win avenged the 103-0 loss in Norman, Okla., the year before.

1919 • (3-4, 1-2 SWC - 5th)

Captain: James Coleman

DATE	OPPONENT	UA/OPP RK	TV	W L T	UA	OPP
Oct. 11	HENDRIX			W	7	0
Oct. 18	MISSOURI-ROLLA			W	20	0
Oct. 25	vs. LSU#			L	0	20
Nov. 1	TULSA			L	7	63
Nov. 8	at Texas*			L	7	35
Nov. 15	OKLAHOMA*			W	7	6
Nov. 22	at Rice*			L	7	40

* Southwest Conference game
Shreveport, La.



G.W. McLAREN

2 seasons | 1920-21
8-5-3

G.W. McLaren's Razorback teams yielded just 19 points in the six Southwest Conference games during his two-year tenure. His inaugural Arkansas team in 1920 shut out SWC foes SMU, Phillips and Rice en route to a 2-0-1 league mark. Because the SWC did not count ties toward winning percentage until 1925, the 1920 team is credited with a 1.000 league winning percentage but was not credited with a share of the league title won by Texas with a 5-0 conference mark.

1920 • (3-2-2, 2-0-1 SWC - T-1st)

Captain: J. Tate McGill

DATE	OPPONENT	UA/OPP RK	TV	W L T	UA	OPP
Oct. 9	HENDRIX			T	0	0
Oct. 16	TCU			L	2	19
Oct. 23	at SMU*			W	6	0
Oct. 30	MISSOURI-ROLLA			W	14	0
Nov. 6	vs. LSU#			L	0	3
Nov. 13	at Phillips*			W	20	0
Nov. 20	at Rice*			T	0	0

* Southwest Conference game
Shreveport, La.

1921 • (5-3-1, 2-1 SWC - 3rd)

Captain: Ben Winkleman

DATE	OPPONENT	UA/OPP RK	TV	W L T	UA	OPP
Oct. 1	HENDRIX			W	28	0
Oct. 8	DRURY			W	40	0
Oct. 15	vs. Ouachita Baptist*			W	28	0
Oct. 22	at Oklahoma State*			L	0	7
Oct. 29	SMU**			W	14	0
Nov. 5	vs. LSU#			L	7	10
Nov. 12	PHILLIPS			T	0	0
Nov. 19	BAYLOR*			W	13	12
Nov. 24	at TCU			L	14	19

* Southwest Conference game
+ Little Rock, Ark.
Shreveport, La.
^ Fort Smith, Ark.

SEASON-BY-SEASON RESULTS



FRANCIS SCHMIDT

7 seasons | 1922-28
42-20-3

Led by George Cole, Glen Rose and Wear Schoonover, Francis Schmidt's 1927 Razorback team won a then-school-record eight games. After guiding the Hogs to a 7-2 campaign in 1928, Schmidt left UA to take over the TCU program.

1922 • (5-4, 1-3 SWC - 6th)

Captain: Clarence Smith

DATE	OPPONENT	UA/OPP RK	TV	W L T	UA OPP
Sept. 30	HENDRIX			W	39 0
Oct. 7	DRURY			W	22 0
Oct. 14	vs. Ouachita Baptist*			L	7 13
Oct. 21	at Baylor*			L	13 60
Oct. 28	vs. LSU#			W	40 6
Nov. 4	TULSA-			W	1 0
Nov. 11	at Rice*			L	7 31
Nov. 18	SMU (HC)*			W	9 0
Nov. 30	OKLAHOMA STATE**			L	0 13

* Southwest Conference game

+ Little Rock, Ark.

Shreveport, La.

* Fort Smith, Ark.

- Arkansas victory by forfeit

1923 • (6-2-1, 2-2 SWC - T-4th)

Captain: Sam Coleman

DATE	OPPONENT	UA/OPP RK	TV	W L T	UA OPP
Sept. 29	CENTRAL ARKANSAS			W	32 0
Oct. 6	DRURY			W	26 0
Oct. 13	RICE*			W	23 0
Oct. 20	BAYLOR*			L	0 14
Oct. 27	vs. LSU#			W	26 13
Nov. 3	OUACHITA BAPTIST (HC)			T	0 0
Nov. 10	at SMU*			L	6 13
Nov. 24	vs. Phillips*			W	32 0
Dec. 1	OKLAHOMA STATE**			W	13 0

* Southwest Conference game

Shreveport, La.

& Muskogee, Okla.

* Fort Smith, Ark.

1924 • (7-2-1, 1-2-1 SWC - 7th)

Captain: Yandell Rogers

DATE	OPPONENT	UA/OPP RK	TV	W L T	UA OPP
Sept. 27	NORTHEASTERN STATE			W	54 6
Oct. 4	MISSOURI STATE			W	47 0
Oct. 11	HENDRIX			W	34 3
Oct. 18	at Baylor*			L	0 13
Oct. 25	OLE MISS*			W	20 0
Nov. 1	vs. LSU#			W	10 7
Nov. 8	SMU (HC)*			T	14 14
Nov. 15	PHILLIPS*			W	28 6
Nov. 21	at Oklahoma State*			L	0 20
Nov. 27	TCU*			W	20 0

* Southwest Conference game

+ Little Rock, Ark.

Shreveport, La.

* Fort Smith, Ark.

1925 • (4-4-1, 2-2-1 SWC - T-4th)

Captain: Brad Scott

DATE	OPPONENT	UA/OPP RK	TV	W L T	UA OPP
Oct. 3	at Iowa			L	0 26
Oct. 10	OKLAHOMA BAPTIST			L	0 6
Oct. 17	at Rice*			L	9 13
Oct. 24	PHILLIPS			W	45 0
Oct. 31	vs. LSU#			W	12 0
Nov. 7	at SMU*			T	0 0
Nov. 14	at TCU*			L	0 3
Nov. 21	OKLAHOMA STATE (HC)*			W	9 7
Nov. 26	at Tulsa			W	20 7

* Southwest Conference game

Shreveport, La.

NOTE: The LSU and Oklahoma State games were officially recognized as conference games

1926 • (5-5, 2-2 SWC - T-3rd)

Captain: Herman Boozman

DATE	OPPONENT	UA/OPP RK	TV	W L T	UA OPP
Sept. 26	CENTRAL ARKANSAS			W	60 0
Oct. 2	OLE MISS*			W	21 6
Oct. 9	at Oklahoma			L	6 13
Oct. 16	vs. Hendrix*			W	14 7
Oct. 23	CENTENARY*			W	33 6
Oct. 30	at Kansas State			L	7 16
Nov. 6	vs. LSU#			L	0 14
Nov. 12	TCU (HC)*			L	7 10
Nov. 19	at Oklahoma State			W	24 2
Nov. 25	at Tulsa			L	7 14

* Southwest Conference game

+ Little Rock, Ark.

Shreveport, La.

NOTE: The Ole Miss, Centenary and LSU games were officially recognized as conference games

1927 • (8-1, 3-1 SWC - 3rd)

Captain: Euseel Coleman

DATE	OPPONENT	UA/OPP RK	TV	W L T	UA OPP
Oct. 1	COLLEGE OF THE OZARKS			W	32 0
Oct. 8	BAYLOR*			W	13 6
Oct. 15	at Texas A&M*			L	6 40
Oct. 22	MISSOURI-ROLLA			W	34 0
Oct. 29	LSU#			W	28 0
Nov. 5	at TCU*			W	10 3
Nov. 12	OKLAHOMA STATE (HC)			W	33 20
Nov. 19	AUSTIN			W	42 0
Nov. 26	vs. Hendrix*			W	20 7

* Southwest Conference game

+ Little Rock, Ark.

Shreveport, La.

NOTE: The LSU game was officially recognized as a conference game

1928 • (7-2, 3-1 SWC - 2nd)

Captain: Alva Winters

DATE	OPPONENT	UA/OPP RK	TV	W L T	UA OPP
Sept. 29	at Ole Miss			L	0 25
Oct. 6	COLLEGE OF THE OZARKS			W	21 0
Oct. 13	vs. Baylor**			W	14 0
Oct. 27	at Texas*			L	7 20
Oct. 29	TEXAS A&M (HC)*			W	27 12
Nov. 3	vs. LSU#			W	7 0
Nov. 17	MISSOURI-ROLLA			W	45 6
Nov. 24	OKLAHOMA BAPTIST			W	57 0
Nov. 29	RHODES COLLEGE			W	73 0

* Southwest Conference game

Shreveport, La.

* Texarkana, Ark.

NOTE: The LSU game was officially recognized as a conference game



FRED THOMSEN

13 seasons | 1929-41
56-61-10

Still the second-longest tenured head coach in Arkansas football history, Fred Thomsen was an offensive innovator who made the passing game an integral part of the UA attack. He led the Hogs to what would have been their first Southwest Conference title in 1933 only to vacate the championship for using an ineligible player. All-SWC performances by Jack Robbins and Jim Benton helped the Hogs to the SWC crown in 1936 and a tie for 18th in the final Associated Press poll in its first year of existence.

1929 • (7-2, 3-2 SWC - 3rd)

Captain: Clarence Gels

DATE	OPPONENT	UA/OPP RK	TV	W L T	UA OPP
Sept. 28	COLLEGE OF THE OZARKS			W	37 0
Oct. 5	HENDERSON (ARK.) ST.			W	30 7
Oct. 12	TEXAS*			L	0 27
Oct. 19	at Baylor*			L	20 31
Oct. 26	at Texas A&M*			W	14 13
Nov. 2	LSU#			W	32 0
Nov. 9	EAST CENTRAL OKLAHOMA			W	52 7
Nov. 16	CENTENARY (HC)			W	13 2
Nov. 28	at Oklahoma State*			W	32 6

* Southwest Conference game

Shreveport, La.

NOTE: The LSU and Oklahoma State games were officially recognized as conference games

1930 • (3-6, 2-2 SWC - T-4th)

Captain: Milan Creighton

DATE	OPPONENT	UA/OPP RK	TV	W L T	UA OPP
Sept. 27	COLLEGE OF THE OZARKS			W	27 0
Oct. 4	at Tulsa			L	6 26
Oct. 11	at TCU*			L	0 40
Oct. 18	RICE (HC)*			W	7 6
Oct. 25	TEXAS A&M**			W	13 0
Nov. 1	vs. LSU#			L	12 27
Nov. 8	OKLAHOMA STATE			L	0 26
Nov. 15	BAYLOR*			L	7 22
Nov. 27	at Centenary			L	6 7

* Southwest Conference game

+ Little Rock, Ark.

Shreveport, La.

1931 • (3-5-1, 0-4 SWC - 7th)

Captain: Earl Secrest

DATE	OPPONENT	UA/OPP RK	TV	W L T	UA OPP
Sept. 26	COLLEGE OF THE OZARKS			W	13 6
Oct. 3	HENDRIX			W	19 0
Oct. 10	SMU*			L	6 42
Oct. 17	at Baylor*			L	7 19
Oct. 24	vs. LSU#			L	6 13
Oct. 31	TCU (HC)*			L	0 7
Nov. 3	at Chicago			T	13 13
Nov. 21	at Rice*			L	12 26
Nov. 26	at Centenary			W	6 0

* Southwest Conference game

Shreveport, La.

1932 • (1-6-2, 1-4 SWC - 7th)

Captain: Judson Irwin

DATE	OPPONENT	UA/OPP RK	TV	W L T	UA OPP
Sept. 24	HENDRIX			T	0 0
Oct. 1	MISSOURI-ROLLA			L	19 20
Oct. 8	at TCU*			L	12 34
Oct. 15	BAYLOR**			W	20 6
Oct. 22	vs. LSU#			L	0 14
Nov. 5	RICE (HC)*			L	7 13
Nov. 12	at SMU*			L	7 13
Nov. 18	TEXAS*			L	0 34
Nov. 26	at Centenary			T	0 0

* Southwest Conference game

+ Little Rock, Ark.

Shreveport, La.

1933 • (7-3-1, 4-1 SWC - 1st)

Captain: Lewis Johnson

DATE	OPPONENT	UA/OPP RK	TV	W L T	UA OPP
Sept. 23	COLLEGE OF THE OZARKS			W	40 0
Sept. 30	OKLAHOMA BAPTIST			W	42 7
Oct. 7	TCU*			W	13 0
Oct. 14	BAYLOR**			W	19 7
Oct. 21	at LSU#			L	0 20
Oct. 28	SMU (HC)*			W	3 0
Nov. 11	at Rice*			L	6 7
Nov. 18	HENDRIX			W	63 0
Nov. 24	at Texas*			W	20 6
Nov. 30	at Tulsa			L	0 7
Jan. 1	vs. Centenary*			T	7 7

* Southwest Conference game

+ Little Rock, Ark.

Shreveport, La.

> Dixie Classic (Dallas, Texas)

NOTE: No SWC champion recognized in 1933.

1934 • (4-4-2, 2-3-1 SWC - 5th)

Captain: W. R. Benton

DATE	OPPONENT	UA/OPP RK	TV	W L T	UA OPP
Sept. 29	COLLEGE OF THE OZARKS			W	13 0
Oct. 6	at TCU*			W	24 10
Oct. 13	BAYLOR**			W	6 0
Oct. 20	vs. LSU#			L	0 16
Oct. 27	MISSOURI-ROLLA			W	20 0
Nov. 3	at Texas A&M*			T	7 7
Nov. 10	RICE (HC)*			L	0 7
Nov. 17	at SMU*			L	6 10
Nov. 23	TEXAS*			L	12 19
Nov. 29	at Tulsa			T	7 7

* Southwest Conference game

+ Little Rock, Ark.

Shreveport, La.

SEASON-BY-SEASON RESULTS

1935 • (5-5, 2-4 SWC - 5th)

Captain: Choice Rucker

DATE	OPPONENT	UA/OPP RK	TV	W L T	UA	OPP
Sept. 28	PITTSBURG (KAN.) ST.			W	12	0
Oct. 5	TCU*			L	7	13
Oct. 12	at Baylor*			L	6	13
Oct. 19	vs. LSUH			L	7	13
Oct. 26	COLLEGE OF THE OZARKS			W	51	6
Nov. 2	TEXAS A&M**			W	14	7
Nov. 8	at Rice*			L	7	20
Nov. 16	SMU (HC)*			L	6	17
Nov. 22	at Texas*			W	28	13
Nov. 28	at Tulsa			W	14	7

* Southwest Conference game

Shreveport, La.

+ Little Rock, Ark.

1936 • (7-3, 5-1 SWC - 1st)

SWC CHAMPION • T-18th AP

Captain: Clifford Van Sickle

DATE	OPPONENT	UA/OPP RK	TV	W L T	UA	OPP
Sept. 26	PITTSBURG (KAN.) ST.			W	53	0
Oct. 3	at TCU*			L	14	18
Oct. 10	BAYLOR*			W	14	10
Oct. 16	at George Washington			L	6	13
Oct. 24	vs. LSUH	NR/13		L	7	19
Oct. 31	at Texas A&M*			W	18	0
Nov. 7	RICE (HC)*			W	20	14
Nov. 14	at SMU*	NR/19		W	17	0
Nov. 26	at Tulsa			W	23	13
Dec. 3	TEXAS*	18/NR		W	6	0

* Southwest Conference game

+ Little Rock, Ark.

Shreveport, La.

1937 • (6-2-2, 3-2-1 SWC - 3rd)

T-14th AP

Captains: Jack Robbins, Jim Benton

DATE	OPPONENT	UA/OPP RK	TV	W L T	UA	OPP
Sept. 25	CENTRAL (OKLA.) ST.			W	25	0
Oct. 2	TCU*			T	7	7
Oct. 9	at Baylor*			L	14	20
Oct. 16	at Texas*			W	21	10
Oct. 23	SMU**			W	13	0
Oct. 30	TEXAS A&M (HC)*	20/NR		W	26	13
Nov. 6	at Rice*	16/NR		L	20	26
Nov. 13	vs. Ole Miss#	20/NR		W	32	6
Nov. 20	GEORGE WASHINGTON*			T	0	0
Nov. 25	at Tulsa			W	28	7

* Southwest Conference game

+ Little Rock, Ark.

Memphis, Tenn.

* Fort Smith, Ark.

1938 • (2-7-1, 1-5 SWC - 7th)

Captain: Lloyd Woodell

DATE	OPPONENT	UA/OPP RK	TV	W L T	UA	OPP
Sept. 24	OKLAHOMA STATE			W	27	7
Oct. 1	at TCU*			L	14	21
Oct. 8	BAYLOR*			L	6	9
Oct. 15	TEXAS*			W	42	6
Oct. 22	at Santa Clara	NR/6		L	6	21
Oct. 29	at Texas A&M*			L	7	13
Nov. 5	RICE (HC)*			L	0	3
Nov. 12	at SMU*			L	6	19
Nov. 16	Ole Miss#			L	14	20
Nov. 24	at Tulsa			T	6	6

* Southwest Conference game

+ Little Rock, Ark.

Memphis, Tenn.

1939 • (4-5-1, 2-3-1 SWC - 5th)

Captains: Kay Eakin, Ray Cole

DATE	OPPONENT	UA/OPP RK	TV	W L T	UA	OPP
Sept. 23	OKLAHOMA STATE			W	32	6
Sept. 30	vs. Mississippi State#			L	0	19
Oct. 7	TCU*			W	14	13
Oct. 14	at Baylor*			L	7	19
Oct. 21	at Texas*			L	13	14
Oct. 28	at Villanova			L	0	7
Nov. 4	TEXAS A&M (HC)*	NR/5		L	0	27
Nov. 11	at Rice*			T	12	12
Nov. 17	SMU**	NR/17		W	14	0
Nov. 30	at Tulsa			W	23	0

* Southwest Conference game

+ Little Rock, Ark.

Memphis, Tenn.

1940 • (4-6, 1-5 SWC - 6th)

Captains: A.J. Yates, Howard Hickey

DATE	OPPONENT	UA/OPP RK	TV	W L T	UA	OPP
Sept. 28	E. CENTRAL (OKLA.) ST.			W	38	0
Oct. 5	at TCU*			L	0	20
Oct. 12	BAYLOR*			W	12	6
Oct. 19	TEXAS*	NR/14		L	0	21
Oct. 26	vs. Ole Miss#			W	21	20
Nov. 2	at Texas A&M*	NR/5		L	0	17
Nov. 9	RICE (HC)*			L	7	14
Nov. 16	at SMU*	NR/20		L	0	28
Nov. 21	at Fordham	NR/15		L	7	27
Nov. 28	at Tulsa			W	27	21

* Southwest Conference game

+ Little Rock, Ark.

Memphis, Tenn.

1941 • (3-7, 0-6 SWC - 7th)

Captain: Daryl Cato

DATE	OPPONENT	UA/OPP RK	TV	W L T	UA	OPP
Sept. 27	E. CENTRAL (OKLA.) ST.			W	56	0
Oct. 4	TCU*			L	0	9
Oct. 11	at Baylor*			L	7	20
Oct. 18	at Texas*	NR/2		L	14	48
Oct. 24	at Detroit			W	9	6
Nov. 1	TEXAS A&M**	NR/5		L	0	7
Nov. 8	at Rice*			L	12	21
Nov. 15	SMU (HC)*			L	7	14
Nov. 22	vs. Ole Miss#			L	0	18
Nov. 27	at Tulsa			W	13	6

* Southwest Conference game

+ Little Rock, Ark.

Memphis, Tenn.



GEORGE COLE

1 season | 1942
3-7

The first of just two Arkansas graduates to serve as head football coach at his alma mater, George Cole went on to serve as athletic director at the school from 1970 to 1972. An All-Southwest Conference quarterback and a shortstop on the UA baseball team during his collegiate career, Cole began his administrative career as a line coach for the Razorbacks in 1936 and served as assistant athletic director under John Barnhill. Arkansas' baseball facility, Baum Stadium at George Cole Field, bears his name.

1942 • (3-7, 0-6 SWC - 7th)

Captains: Clayton Wynne, Robert Forte

DATE	OPPONENT	UA/OPP RK	TV	W L T	UA	OPP
Sept. 26	WICHITA STATE			W	27	0
Oct. 3	at TCU*			L	6	13
Oct. 10	BAYLOR*			L	7	20
Oct. 17	TEXAS*	NR/20		L	6	47
Oct. 24	vs. Ole Miss#			W	7	6
Oct. 31	at Texas A&M*			L	0	41
Nov. 7	RICE (HC)*			L	9	40
Nov. 14	at SMU*			L	6	14
Nov. 21	at Detroit			W	14	7
Nov. 26	at Tulsa	NR/6		L	7	40

* Southwest Conference game

+ Little Rock, Ark.

Memphis, Tenn.



JOHN TOMLIN

1 season | 1943
2-7

The Razorbacks managed just two wins and tied for fifth place in the Southwest Conference in their only season under John Tomlin. His brief tenure ended with one of the most lopsided losses in UA history, a 61-0 loss at Tulsa.

1943 • (2-7, 1-4 SWC - T-5th)

Captains: Lamar Dangler, Ben Jones

DATE	OPPONENT	UA/OPP RK	TV	W L T	UA	OPP
Sept. 25	MISSOURI-ROLLA			W	59	0
Oct. 2	TCU*			L	0	13
Oct. 9	MONTICELLO NAVY			L	12	20
Oct. 16	at Texas*			L	0	34
Oct. 30	TEXAS A&M (HC)*	NR/19		L	0	13
Nov. 6	at Rice*			L	7	20
Nov. 13	at SMU**			W	14	12
Nov. 19	OKLAHOMA STATE*			L	13	19
Nov. 25	at Tulsa	NR/20		L	0	61

* Southwest Conference game

+ Little Rock, Ark.

San Antonio, Texas

* Fort Smith, Ark.



GLEN ROSE

2 seasons | 1944-45
8-12-1

While guiding the Razorback football program through the final years of the World War II era, Glen Rose recorded back-to-back wins over Ole Miss and directed the Hogs in their most recent game against an in-state opponent – a 41-0 win over Arkansas-Monticello (then known as Arkansas A&M) in the 1944 season finale.

1944 • (5-5-1, 2-2-1 SWC - 3rd)

Captains: Lamar Dangler, James Young

DATE	OPPONENT	UA/OPP RK	TV	W L T	UA	OPP
Sept. 23	at Missouri*			W	7	6
Sept. 29	at Oklahoma State&			L	0	19
Oct. 7	at TCU*			T	6	27
Oct. 14	NORMAN NAVY			L	7	6
Oct. 21	TEXAS*			L	0	19
Oct. 28	vs. Ole Miss#			W	26	18
Nov. 4	at Texas A&M*			W	7	6
Nov. 11	RICE (HC)*			W	12	7
Nov. 18	at SMU*			L	12	20
Nov. 23	at Tulsa			L	2	33
Dec. 2	ARKANSAS-MONTICELLO			W	41	0

* Southwest Conference game

+ Little Rock, Ark.

Memphis, Tenn.

* St. Louis, Mo.

& Oklahoma City, Okla.

1945 • (3-7, 1-5 SWC - 7th)

Captains: Earl Wheeler, Henry Ford

DATE	OPPONENT	UA/OPP RK	TV	W L T	UA	OPP
Sept. 22	Barksdale AFB#			W	12	6
Sept. 29	OKLAHOMA STATE			L	14	19
Oct. 6	TCU*			W	27	14
Oct. 13	at Baylor*			L	13	23
Oct. 20	TEXAS*	NR/10		L	7	34
Oct. 27	vs. Ole Miss*			W	19	0
Nov. 3	TEXAS A&M (HC)*			L	0	34
Nov. 10	at Rice*			L	7	26
Nov. 17	at SMU*			L	0	21
Nov. 23	at Tulsa	NR/17		L	13	45

* Southwest Conference game

+ Little Rock, Ark.

Shreveport, La.

* Memphis, Tenn.

SEASON-BY-SEASON RESULTS



JOHN BARNHILL

4 seasons | 1946-49
22-17-3

Widely credited with uniting the state of Arkansas behind the Razorback program, John Barnhill led UA to a share of the Southwest Conference title and its first Cotton Bowl berth in the first of his four seasons before retiring from coaching to focus on his duties as athletic director. His coaching tenure included the debut of War Memorial Stadium in Little Rock, Ark., the Hogs' second and third bowl appearances and the recruitment of 1948 All-American and Olympic silver medal winner Clyde Scott.

1946 • (6-3-2, 5-1 SWC - T-1st)

SWC CO-CHAMPION • 16th AP

Captain: Joyce Pipkin

DATE	OPPONENT	UA/OPP RK	TV	W L T	UA OPP
Sept. 21	N'WESTERN (LA.) ST.			W	21 14
Sept. 28	at Oklahoma State			T	21 21
Oct. 5	at TCU*			W	34 14
Oct. 12	BAYLOR*	18/NR		W	13 0
Oct. 19	at Texas*	14/3		L	0 20
Oct. 26	vs. Ole Miss#			L	7 9
Nov. 2	at Texas A&M*			W	7 0
Nov. 9	RICE*	NR/5		W	7 0
Nov. 16	SMU (HC)*	17/NR		W	13 0
Nov. 28	at Tulsa	10/NR		L	13 14
Jan. 1	vs. LSU*	16/8		T	0 0

* Southwest Conference game

* Little Rock, Ark.

Memphis, Tenn.

> 1947 Cotton Bowl (Dallas, Texas)

1947 • (6-4-1, 1-4-1 SWC - T-5th)

Captain: James Minor

DATE	OPPONENT	UA/OPP RK	TV	W L T	UA OPP
Sept. 20	N'WESTERN (LA.) ST.			W	64 0
Sept. 27	NORTH TEXAS*			W	12 0
Oct. 4	TCU*			W	6 0
Oct. 11	at Baylor*			L	9 17
Oct. 18	vs. Texas*#	NR/3		L	6 21
Oct. 25	vs. Ole Miss#			W	19 14
Nov. 1	TEXAS A&M (HC)*			T	21 21
Nov. 8	at Rice*			L	0 26
Nov. 15	at SMU*	NR/4		L	6 14
Nov. 27	at Tulsa			W	27 13
Jan. 1	vs. William & Mary	NR/14		W	21 19

* Southwest Conference game

* Little Rock, Ark.

Memphis, Tenn.

> 1948 Dixie Bowl (Birmingham, Ala.)

1948 • (5-5, 2-4 SWC - 5th)

Captain: Clyde Scott

DATE	OPPONENT	UA/OPP RK	TV	W L T	UA OPP
Sept. 18	ABILENE CHRISTIAN*			W	40 6
Sept. 25	EAST TEXAS STATE			W	46 7
Oct. 2	at TCU*			NA	27 14
Oct. 9	BAYLOR*	13/NR		L	7 23
Oct. 16	at Texas*			L	6 14
Oct. 30	at Texas A&M*			W	28 6
Nov. 6	RICE*			L	6 25
Nov. 13	SMU (HC)*	NR/7		L	12 14
Nov. 20	TULSA*			W	55 18
Nov. 27	WILLIAM & MARY*	NR/20		L	0 19

* Southwest Conference game

* Little Rock, Ark.

1949 • (5-5, 2-4 SWC - 6th)

Captain: Alvin Duke

DATE	OPPONENT	UA/OPP RK	TV	W L T	UA OPP
Sept. 24	NORTH TEXAS*			W	33 19
Oct. 1	TCU*			W	27 7
Oct. 8	at Baylor*			L	13 35
Oct. 15	TEXAS*	NR/16		L	14 27
Oct. 22	at Vanderbilt			W	7 6
Oct. 29	TEXAS A&M (HC)*			W	27 6
Nov. 5	at Rice*	NR/8		L	0 14
Nov. 12	at SMU*	NR/12		L	6 34
Nov. 19	WILLIAM & MARY*			L	0 20
Nov. 26	TULSA			W	40 7

* Southwest Conference game

* Little Rock, Ark.



OTIS DOUGLAS

3 seasons | 1950-52
9-21

Despite personnel that included future NFL stars Fred Williams, Dave "Hawg" Hanner, Pat Summerall, Lamar McHan, Floyd Sagely and Lewis Carpenter, the Razorbacks managed just nine wins during Douglas' three-year tenure. The highlight of his stay was a 16-14 win over Texas in 1951 - the Razorbacks' first win over the Longhorns in Fayetteville.

1950 • (2-8, 1-5 SWC - 7th)

Captain: George Eckert

DATE	OPPONENT	UA/OPP RK	TV	W L T	UA OPP
Sept. 23	OKLAHOMA STATE*			L	7 12
Sept. 30	NORTH TEXAS			W	50 6
Oct. 7	at TCU*			L	6 13
Oct. 14	BAYLOR*			W	27 6
Oct. 21	at Texas*	NR/7		L	14 19
Oct. 28	VANDERBILT*			L	13 14
Nov. 4	at Texas A&M*			L	13 42
Nov. 11	RICE (HC)*			L	6 9
Nov. 18	SMU*	NR/14		L	7 14
Nov. 23	at Tulsa			L	13 28

* Southwest Conference game

* Little Rock, Ark.

1951 • (5-5, 2-4 SWC - 6th)

Captains: Dave Hanner, Pat Summerall

DATE	OPPONENT	UA/OPP RK	TV	W L T	UA OPP
Sept. 22	at Oklahoma State			W	42 7
Sept. 29	ARIZONA STATE			W	30 13
Oct. 6	TCU*			L	7 17
Oct. 13	at Baylor*	NR/12		L	7 9
Oct. 20	TEXAS*	NR/4		W	16 14
Oct. 27	SANTA CLARA*	19/NR		L	12 21
Nov. 3	TEXAS A&M (HC)*	NR/18		W	33 21
Nov. 10	at Rice*	20/NR		L	0 6
Nov. 17	at SMU*			L	7 47
Nov. 24	TULSA*			W	24 7

* Southwest Conference game

* Little Rock, Ark.

1952 • (2-8, 1-5 SWC - 7th)

Captains: Dean Pryor, Buddy Sutton

DATE	OPPONENT	UA/OPP RK	TV	W L T	UA OPP
Sept. 20	OKLAHOMA STATE*			W	22 20
Sept. 27	HOUSTON			L	7 17
Oct. 4	at TCU*			L	7 13
Oct. 11	BAYLOR*			W	20 17
Oct. 18	at Texas*			L	7 44
Oct. 25	OLE MISS*			L	7 34
Nov. 1	at Texas A&M*			L	12 31
Nov. 8	RICE*			L	33 35
Nov. 15	SMU (HC)*			L	17 27
Nov. 22	at Tulsa			L	34 44

* Southwest Conference game

* Little Rock, Ark.



BOWDEN WYATT

2 seasons | 1953-54
11-10

After an inauspicious 3-7-0 mark in his initial campaign, Bowden Wyatt led the "25 Little Pigs" to Arkansas' second Southwest Conference title in 1954. That season also saw the Hogs earn their first win at Texas in 17 years, followed the next week by a 6-0 upset of Ole Miss on a 66-yard touchdown pass from Bob Benson to Preston Carpenter known to Razorback fans as the "Powder River Play." Wyatt left after the 1954 season to coach Tennessee, his alma mater.

1953 • (3-7, 2-4 SWC - 5th)

Captains: Jim Speering, Ralph Troillett

DATE	OPPONENT	UA/OPP RK	TV	W L T	UA OPP
Sept. 26	OKLAHOMA STATE*			L	6 7
Oct. 3	TCU*			W	13 6
Oct. 10	at Baylor*	NR/9		L	7 14
Oct. 17	TEXAS (HC)*			L	7 16
Oct. 24	vs. Ole Miss#	ABC		L	0 28
Oct. 31	TEXAS A&M*+			W	41 14
Nov. 7	at Rice*			L	0 47
Nov. 14	at SMU*			L	7 13
Nov. 21	LSU*			L	8 9
Nov. 28	TULSA			W	27 7

* Southwest Conference game

* Little Rock, Ark.

Memphis, Tenn.

1954 • (8-3, 5-1 SWC - 1st)

SWC CHAMPION • 10th AP/8th UPI

Captains: Bobby Proctor, Jim Roth

DATE	OPPONENT	UA/OPP RK	TV	W L T	UA OPP
Sept. 25	TULSA			W	41 0
Oct. 2	at TCU*			W	20 13
Oct. 9	BAYLOR*			W	21 20
Oct. 16	at Texas*	12/NR		W	20 7
Oct. 23	OLE MISS*	7/5		W	6 0
Oct. 30	at Texas A&M*	4/NR		W	14 7
Nov. 6	RICE*	4/15		W	28 15
Nov. 13	SMU (HC)*	4/19		L	14 21
Nov. 20	vs. LSU*	9/NR		L	6 7
Nov. 27	at Houston	13/NR		W	19 0
Jan. 1	vs. Georgia Tech*	10/NR	NBC	L	6 14

* Southwest Conference game

* Little Rock, Ark.

Shreveport, La.

> 1955 Cotton Bowl (Dallas, Texas)



JACK MITCHELL

3 seasons | 1955-57
17-12-1

Jack Mitchell led Arkansas to three winning seasons and consecutive wins over Texas in 1955 and 1956 and consecutive wins over unbeaten Ole Miss teams in 1956 and 1957 before leaving UA for Kansas following the 1957 season.

1955 • (5-4-1, 3-2-1 SWC - 4th)

Captains: Preston Carpenter, Henry Moore

DATE	OPPONENT	UA/OPP RK	TV	W L T	UA OPP
Sept. 17	TULSA			W	21 6
Sept. 24	OKLAHOMA STATE*	17/NR		W	21 0
Oct. 1	TCU*	NR/10		L	0 26
Oct. 8	at Baylor*			L	20 25
Oct. 15	TEXAS*			W	27 20
Oct. 22	at Ole Miss			L	7 17
Oct. 29	TEXAS A&M (HC)*	NR/11		T	7 7
Nov. 5	at Rice*		NA	W	10 0
Nov. 12	at SMU*		NA	W	6 0
Nov. 19	LSU*			L	7 13

* Southwest Conference game

* Little Rock, Ark.

SEASON-BY-SEASON RESULTS

1956 • (6-4, 3-3 SWC - 4th)

Captains: Neil Martin, Ted Souter

DATE	OPPONENT	UA/OPP RK	TV	W L T	UA	OPP
Sept. 22	HARDIN-SIMMONS			W	21	6
Sept. 29	OKLAHOMA STATE*			W	19	7
Oct. 6	at TCU*		NA	L	6	41
Oct. 13	BAYLOR*			L	7	14
Oct. 20	at Texas*			W	32	14
Oct. 27	OLE MISS*			W	14	0
Nov. 3	at Texas A&M*		NA	L	0	27
Nov. 10	RICE (HC)*			W	27	12
Nov. 17	SMU*			W	27	13
Nov. 24	vs. LSUH			L	7	21

* Southwest Conference game

+ Little Rock, Ark.

Shreveport, La.

1957 • (6-4, 2-4 SWC - T-5th)

Captains: Jay Donathan, Gerald Nesbit, George Walker

DATE	OPPONENT	UA/OPP RK	TV	W L T	UA	OPP
Sept. 21	OKLAHOMA STATE*			W	12	0
Sept. 28	TULSA			W	41	14
Oct. 5	TCU*		NR/18	W	20	7
Oct. 12	at Baylor*		11/NR	W	20	17
Oct. 19	TEXAS*		10/NR	L	0	17
Oct. 26	vs. Ole Miss#		NR/6	W	12	6
Nov. 2	TEXAS A&M (HC)*		11/1	L	6	7
Nov. 9	at Rice*		12/NR	NA	L	7
Nov. 16	at SMU*			L	22	27
Nov. 23	TEXAS TECH*			W	47	26

* Southwest Conference game

+ Little Rock, Ark.

Memphis, Tenn.

NOTE: The Texas Tech game was not officially recognized as a conference game because Texas Tech was not a full SWC member.



FRANK BROYLES

19 seasons | 1958-76
144-58-5

Frank Broyles' arrival at Arkansas prior to the 1958 season marked the beginning of a relationship between Broyles and the institution. He served as athletic director from 1973-2007. With 144 wins in 19 seasons, Broyles ranks as the winningest and longest-tenured head football coach in UA history. His 1964 team went 11-0 to earn the school's only national championship and No. 1 final ranking by the Football Writers Association of America. He led the Razorbacks to 10 bowl appearances, including nine New Year's Day Bowls.

1958 • (4-6, 2-4 SWC - T-5th)

Captains: Richard Bell, Billy Micheal

DATE	OPPONENT	UA/OPP RK	TV	W L T	UA	OPP
Sept. 20	BAYLOR*			L	0	12
Sept. 27	TULSA			L	14	27
Oct. 4	at TCU*			L	7	12
Oct. 11	RICE*			L	0	24
Oct. 18	at Texas*		NR/7	L	6	24
Oct. 25	OLE MISS*		NR/6	L	12	14
Nov. 1	at Texas A&M*			W	21	8
Nov. 8	HARDIN-SIMMONS*			W	60	15
Nov. 15	SMU (HC)*		NR/15	W	13	6
Nov. 22	at Texas Tech			W	14	8

* Southwest Conference game

+ Little Rock, Ark.

NOTE: The Texas Tech game was not officially recognized as a conference game because Texas Tech was not a full SWC member

1959 • (9-2, 5-1 SWC - T-1st)

SWC CO-CHAMPION • 9th AP/9th UPI

Captains: Billy Luplow, James Monroe, Barry Switzer

DATE	OPPONENT	UA/OPP RK	TV	W L T	UA	OPP
Sept. 19	TULSA			W	28	0
Sept. 26	OKLAHOMA STATE*			W	13	7
Oct. 3	TCU*			W	3	0
Oct. 10	at Baylor*	19/NR		W	23	7
Oct. 17	TEXAS*	12/3		L	12	13
Oct. 24	vs. Ole Miss#	10/4		L	0	28
Oct. 31	TEXAS A&M (HC)*	17/NR	NA	W	12	7
Nov. 7	at Rice*	16/NR		W	14	10
Nov. 14	at SMU*	20/NR	NA	W	17	14
Nov. 21	TEXAS TECH*	13/NR		W	27	8
Jan. 2	vs. Georgia Tech*	9/NR	NA	W	14	7

* Southwest Conference game

+ Little Rock, Ark.

Memphis, Tenn.

> 1960 Gator Bowl (Jacksonville, Fla.)

NOTE: The Texas Tech game was not officially recognized as a conference game because Texas Tech was not a full SWC member

1960 • (8-3, 6-1 SWC - 1st)

SWC CHAMPION • 7th AP/7th UPI

Captains: Steve Butler, Wayne Harris

DATE	OPPONENT	UA/OPP RK	TV	W	L	T	UA	OPP
Sept. 17	OKLAHOMA STATE*	19/NR		W			9	0
Sept. 24	TULSA			W			48	7
Oct. 1	at TCU*	14/NR		W			7	0
Oct. 8	BAYLOR*	9/20			L		14	28
Oct. 15	at Texas*	NR/11	ABC	W			24	23
Oct. 22	OLE MISS*	14/2		L			7	10
Oct. 29	at Texas A&M*	12/NR		W			7	3
Nov. 5	RICE*	16/10		W			3	0
Nov. 12	SMU (HC)*	9/NR		W			26	3
Nov. 19	at Texas Tech*	7/NR		W			34	6
Jan. 1	vs. Duke*	7/10	CBS		L		6	7

* Southwest Conference game

+ Little Rock, Ark.

> 1961 Cotton Bowl (Dallas, Texas)

1961 • (8-3, 6-1 SWC - T-1st)

SWC CO-CHAMPION • 9th AP/8th UPI

Captains: John Childress, Harold Horton, George McKinney

DATE	OPPONENT	UA/OPP RK	TV	W	L	T	UA	OPP
Sept. 23	at Ole Miss#	NR/9	ABC-N	W	L		0	16
Sept. 30	TULSA			W			6	0
Oct. 7	TCU*			W			28	3
Oct. 14	at Baylor*	NR/9		W			23	13
Oct. 21	TEXAS*	10/3			L		7	33
Oct. 28	N*WESTERN (LA.) ST.*			W			42	7
Nov. 4	TEXAS A&M (HC)*			W			15	8
Nov. 11	at Rice*			W			10	0
Nov. 18	at SMU*			W			21	7
Nov. 25	TEXAS TECH*+	9/NR		W			28	0
Jan. 1	vs. Alabama+	9/1	NA-N	L			3	10

* Southwest Conference game

+ Little Rock, Ark.

Jackson, Miss.

> 1962 Sugar Bowl (New Orleans, La.)

1962 • (9-2, 6-1 SWC - 2nd)

6th AP/6th UPI

Captains: Billy Moore, Ray Trail

DATE	OPPONENT	UA/OPP RK	TV	W	L	T	UA	OPP
Sept. 22	OKLAHOMA STATE*			W			34	7
Sept. 29	TULSA			W			42	14
Oct. 6	at TCU*			W			42	14
Oct. 13	BAYLOR*	8/NR		W			28	21
Oct. 20	at Texas*	7/1			L		3	7
Oct. 27	HARDIN-SIMMONS*	9/NR		W			49	7
Nov. 3	at Texas A&M*	8/NR		W			17	7
Nov. 10	RICE (HC)*	6/NR		W			28	14
Nov. 17	SMU*	7/NR		W			9	7
Nov. 24	at Texas Tech*	7/NR		W			34	0
Jan. 1	vs. Ole Miss*	6/3	NBC		L		13	17

* Southwest Conference game

+ Little Rock, Ark.

> 1963 Sugar Bowl (New Orleans, La.)

1963 • (5-5, 3-4 SWC - 4th)

Captains: Jim Grizzle, Mike Parker

DATE	OPPONENT	UA/OPP RK	TV	W L T	UA	OPP
Sept. 21	OKLAHOMA STATE*		8/NR	W	21	0
Sept. 28	MISSOURI*		8/NR	L	6	7
Oct. 5	TCU*			W	18	3
Oct. 12	at Baylor*			L	10	14
Oct. 19	TEXAS*		NR/1	L	13	17
Oct. 26	TULSA			W	56	7
Nov. 2	TEXAS A&M*			W	21	7
Nov. 9	at Rice*		NA	L	0	7
Nov. 16	at SMU*			L	7	14
Nov. 23	TEXAS TECH (HC)*			W	27	20

* Southwest Conference game

+ Little Rock, Ark.

1964 • (11-0, 7-0 SWC - 1st)

NATIONAL CHAMPION • SWC CHAMPION • 1st FWAA/2nd AP/2nd UPI

Captains: Seniors

DATE	OPPONENT	UA/OPP RK	TV	W L T	UA	OPP
Sept. 19	OKLAHOMA STATE*			W	14	10
Sept. 26	TULSA		NA	W	31	22
Oct. 3	at TCU*			W	29	6
Oct. 10	BAYLOR**	9/NR		W	17	6
Oct. 17	at Texas*	8/1		W	14	13
Oct. 24	WICHITA STATE*	4/NR		W	17	0
Oct. 31	at Texas A&M*	4/NR		W	17	0
Nov. 7	RICE*	4/NR		W	21	0
Nov. 14	SMU (HC)*	3/NR		W	44	0
Nov. 21	at Texas Tech*	3/NR		W	17	0
Jan. 1	vs. Nebraska*	2/6	CBS	W	10	7

* Southwest Conference game

+ Little Rock, Ark.

> 1965 Cotton Bowl (Dallas, Texas)

1965 • (10-1, 7-0 SWC - 1st)

SWC CHAMPION • 3rd AP/2nd UPI

Captains: Seniors

DATE	OPPONENT	UA/OPP RK	TV	W L T	UA	OPP
Sept. 18	OKLAHOMA STATE*	6/NR		W	28	14
Sept. 25	TULSA	5/NR		W	20	12
Oct. 2	TCU*	4/NR		W	28	0
Oct. 9	at Baylor*	3/NR		W	38	7
Oct. 16	TEXAS*	3/1	NBC-N	W	27	24
Oct. 23	NORTH TEXAS*	1/NR		W	55	20
Oct. 30	TEXAS A&M**	2/NR		W	31	0
Nov. 6	at Rice*	2/NR		W	31	0
Nov. 13	at SMU*	2/NR		W	24	3
Nov. 20	TEXAS TECH (HC)*	2/9	NA-R	W	42	24
Jan. 1	vs. LSU*	2/NR	CBS-N	L	7	14

* Southwest Conference game

+ Little Rock, Ark.

> 1966 Cotton Bowl (Dallas, Texas)

1966 • (8-2, 5-2 SWC - T-2nd)

13th UPI

Captains: Seniors

DATE	OPPONENT	UA/OPP RK	TV	W L T	UA	OPP
Sept. 17	OKLAHOMA STATE*	5/NR		W	14	10
Sept. 24	TULSA	6/NR		W	27	8
Oct. 1	at TCU*	7/NR		W	21	0
Oct. 8	BAYLOR*	5/NR		L	0	7
Oct. 15	at Texas*		NBC	W	12	7
Oct. 22	WICHITA STATE*			W	41	0
Oct. 29	at Texas A&M*	9/NR		W	34	0
Nov. 5	RICE*	8/NR		W	31	20
Nov. 12	SMU (HC)*	6/NR		W	22	0
Nov. 19	at Texas Tech*	6/NR		L	16	21

* Southwest Conference game

+ Little Rock, Ark.

1967 • (4-5-1, 3-3-1 SWC - 5th)

Captains: Hartford Hamilton, Ernest Ruple, Larry Watkins

DATE	OPPONENT	UA/OPP RK	TV	W L T	UA	OPP
Sept. 23	OKLAHOMA STATE*			L	6	7
Sept. 30	TULSA			L	12	14
Oct. 7	TCU*			W	26	0
Oct. 14	at Baylor*			T	10	10
Oct. 21	TEXAS*		ABC	L	12	21
Oct. 28	KANSAS STATE*			W	28	7
Nov. 4	TEXAS A&M (HC)*			L	21	33
Nov. 11	at Rice*			W	23	9
Nov. 18	at SMU*			W	35	17
Nov. 25	TEXAS TECH*		NA	L	27	31

* Southwest Conference game

+ Little Rock, Ark.

1968 • (10-1, 6-1 SWC - T-1st)

SWC CO-CHAMPION • 6th AP/9th UPI

Captains: Gary Adams, Jim Barnes

DATE	OPPONENT	UA/OPP RK	TV	W L T	UA	OPP
Sept. 21	OKLAHOMA STATE*			W	32	15
Sept. 28	TULSA			W	56	13
Oct. 5	at TCU*	20/NR		W	17	7
Oct. 12	BAYLOR*	14/NR		W	35	19
Oct. 19	at Texas*	9/17		L	29	39
Oct. 26	NORTH TEXAS*	16/NR		W	17	15
Nov. 2	at Texas A&M*	17/NR		W	25	22
Nov. 9	RICE (HC)*	14/NR		W	46	21
Nov. 16	SMU*	10/NR	NA	W	35	29
Nov. 23	at Texas Tech*	9/NR		W	42	7
Jan. 1	vs. Georgia*	9/4	NBC	W	16	2

* Southwest Conference game

+ Little Rock, Ark.

> 1969 Sugar Bowl (New Orleans, La.)

1969 • (9-2, 6-1 SWC - 2nd)

7th AP/3rd UPI

Captains: Rodney Brand, Bruce Maxwell, Cliff Powell, Terry Stewart

DATE	OPPONENT	UA/OPP RK	TV	W L T	UA	OPP
Sept. 20	OKLAHOMA STATE*	2/NR		W	39	0
Sept. 27	TULSA	3/NR		W	55	0
Oct. 4	TCU**	3/NR		W	24	6
Oct. 11	at Baylor*	3/NR		W	21	7
Oct. 25	WICHITA STATE+	4/NR		W	52	14
Nov. 1	TEXAS A&M (HC)*	4/NR	ABC	W	35	13
Nov. 8	at Rice*	4/NR		W	30	6
Nov. 15	at SMU*	4/NR		W	28	15
Nov. 27	TEXAS TECH**	2/NR	NA	W	33	0
Dec. 6	TEXAS*	2/1	ABC	L	14	15
Jan. 1	vs. Ole Miss*	3/13	ABC	L	22	27

SEASON-BY-SEASON RESULTS

1970 • (9-2, 6-1 SWC - 2nd)

11th AP/12th UPI

Captains: Bill Burnett, Bill Montgomery, Dick Bumpas, Mike Boschetti

DATE	OPPONENT	UA/OPP RK	TV	W L T	UA	OPP
Sept. 12	STANFORD*	4/10	NA		28	34
Sept. 19	OKLAHOMA STATE*	11/NR		W	23	7
Sept. 26	TULSA	12/NR		W	26	7
Oct. 3	at TCU*	11/NR		W	49	14
Oct. 10	BAYLOR*	10/NR		W	41	7
Oct. 24	WICHITA STATE*	9/NR		W	62	0
Oct. 31	at Texas A&M*	8/NR		W	45	6
Nov. 7	RICE*	7/NR		W	38	14
Nov. 14	SMU (HC)*	7/NR		W	36	3
Nov. 21	at Texas Tech*	6/19		W	24	10
Dec. 5	at Texas*	4/1	NA	L	7	42

* Southwest Conference game

* Little Rock, Ark.

1971 • (8-3-1, 5-1-1 SWC - 2nd) • 16th AP/720th UPI

Captains: David Hoque, Ronnie Jones, Mike Nelson, Kay Maybry, Bobby Nichols

DATE	OPPONENT	UA/OPP RK	TV	W L T	UA	OPP
Sept. 11	CALIFORNIA*	7/NR		W	51	20
Sept. 18	OKLAHOMA STATE*	6/NR		W	18	10
Sept. 25	TULSA	7/NR		L	20	21
Oct. 2	TCU*	18/NR		W	49	15
Oct. 9	at Baylor*	17/NR		W	35	7
Oct. 16	TEXAS*	16/NR	ABC	W	31	7
Oct. 23	NORTH TEXAS	9/NR		W	60	21
Oct. 30	TEXAS A&M*	8/NR		L	9	17
Nov. 6	at Rice*	16/NR		T	24	24
Nov. 13	at SMU*	17/NR	ABC	W	18	13
Nov. 20	TEXAS TECH (HC)*	17/NR		W	15	0
Dec. 20	vs. Tennessee*	18/9	ABC	L	13	14

* Southwest Conference game

* Little Rock, Ark.

> 1971 Liberty Bowl (Memphis, Tenn.)

1972 • (6-5, 3-4 SWC - T-4th)

Captains: Louis Campbell, Jim Hodge, Tom Reed, Don Wunderly

DATE	OPPONENT	UA/OPP RK	TV	W L T	UA	OPP
Sept. 9	SOUTHERN CALIFORNIA*	4/8		L	10	31
Sept. 23	OKLAHOMA STATE*			W	24	23
Sept. 30	TULSA			W	21	20
Oct. 7	at TCU*			W	27	13
Oct. 14	BAYLOR*	20/NR		W	31	20
Oct. 21	at Texas*	17/14	ABC	L	15	35
Oct. 28	NORTH TEXAS*	18/NR		W	42	16
Nov. 4	at Texas A&M*	20/NR		L	7	10
Nov. 11	RICE*			L	20	23
Nov. 18	SMU (HC)*			L	7	22
Nov. 25	at Texas Tech*	NR/20		W	24	14

* Southwest Conference game

* Little Rock, Ark.

1973 • (5-5-1, 3-3-1 SWC - T-4th)

Captains: Nick Avlos, Jack Eltinger, Steve Hedgepeth, Dickey Morton, Danny Rhodes

DATE	OPPONENT	UA/OPP RK	TV	W L T	UA	OPP
Sept. 15	at Southern California	NR/1		L	0	17
Sept. 22	OKLAHOMA STATE*		NA	L	6	38
Sept. 29	IOWA STATE			W	21	19
Oct. 6	TCU*			W	13	5
Oct. 13	at Baylor*			W	13	7
Oct. 20	TEXAS*			L	6	34
Oct. 27	TULSA*			W	20	6
Nov. 3	TEXAS A&M (HC)*			W	14	10
Nov. 10	at Rice*			L	7	17
Nov. 17	at SMU*			T	7	7
Nov. 24	TEXAS TECH*	NR/12		L	17	24

* Southwest Conference game

* Little Rock, Ark.

1974 • (6-4-1, 3-3-1 SWC - T-4th)

Captains: Billy Burns, Rollen Smith

DATE	OPPONENT	UA/OPP RK	TV	W L T	UA	OPP
Sept. 14	SOUTHERN CALIFORNIA*	20/5		W	22	7
Sept. 21	OKLAHOMA STATE*	10/NR		L	7	26
Sept. 28	TULSA			W	60	0
Oct. 5	at TCU*	20/NR		W	49	0
Oct. 12	BAYLOR*	14/NR		L	17	21
Oct. 19	at Texas*	NR/16	ABC	L	7	38
Oct. 26	COLORADO STATE*			W	43	9
Nov. 2	at Texas A&M*	NR/8		L	10	20
Nov. 9	RICE (HC)*			W	25	6
Nov. 16	SMU*			T	24	24
Nov. 23	at Texas Tech*			W	21	13

* Southwest Conference game

* Little Rock, Ark.

1975 • (10-2, 7-1 SWC - T-1st)

SWC CO-CHAMPION • 7th AP/6th UPI

Captains: Scott Bull, Mike Campbell, Ike Forte, Hal McAfee

DATE	OPPONENT	UA/OPP RK	TV	W L T	UA	OPP
Sept. 13	AIR FORCE*			W	35	0
Sept. 20	at Oklahoma State	16/NR		L	13	20
Sept. 27	TULSA			W	31	15
Oct. 4	TCU*			W	19	8
Oct. 11	at Baylor*			W	41	3
Oct. 18	TEXAS*	20/8	ABC	L	18	24
Oct. 25	UTAH STATE*			W	31	0
Nov. 8	at Rice*			W	20	16
Nov. 15	at SMU*			W	35	7
Nov. 22	TEXAS TECH (HC)*	19/NR		W	31	14
Dec. 6	TEXAS A&M*	18/2	ABC	W	31	6
Jan. 1	vs. Georgia*	18/12	CBS	W	31	10

* Southwest Conference game

* Little Rock, Ark.

> 1976 Cotton Bowl (Dallas, Texas)

1976 • (5-5-1, 3-4-1 SWC - 6th)

Captains: Seniors

DATE	OPPONENT	UA/OPP RK	TV	W L T	UA	OPP
Sept. 11	UTAH STATE*	13/NR		W	33	16
Sept. 18	OKLAHOMA STATE*	12/NR		W	16	10
Sept. 25	TULSA	12/NR		L	3	9
Oct. 2	TCU*			W	46	14
Oct. 23	at Houston*	15/14		W	14	7
Oct. 30	RICE (HC)*	14/NR		W	41	16
Nov. 6	at Baylor*	12/NR		T	7	7
Nov. 13	TEXAS A&M*	13/16	ABC	L	10	31
Nov. 20	vs. SMU*			L	31	35
Nov. 27	TEXAS TECH*	NR/9		L	7	30
Dec. 4	at Texas*		ABC	L	12	29

* Southwest Conference game

* Little Rock, Ark.

Shreveport, La.



LOU
HOLTZ

7 seasons | 1977-83
60-21-2

One of just three head coaches to lead Arkansas to six consecutive bowl appearances, Lou Holtz's first Razorback team in 1977 recorded one of Arkansas' two 11-win seasons and posted one of the biggest upsets in school history with a 31-6 win over No. 2 Oklahoma in the 1978 Orange Bowl.

1977 • (11-1, 7-1 SWC - 2nd)

3rd AP/3rd UPI

Captains: Leotis Harris, Steve Little, Howard Sampson

DATE	OPPONENT	UA/OPP RK	TV	W L T	UA	OPP
Sept. 10	NEW MEXICO STATE*			W	53	10
Sept. 17	OKLAHOMA STATE*	NR/15		W	28	6
Sept. 24	TULSA	16/NR		W	37	3
Oct. 1	at TCU*	12/NR		W	42	6
Oct. 15	TEXAS*	8/2	ABC	L	9	13
Oct. 22	HOUSTON*	9/NR		W	34	0
Oct. 29	at Rice*	8/NR		W	30	7
Nov. 5	BAYLOR*	8/NR		W	35	9
Nov. 12	at Texas A&M*	8/11		W	26	20
Nov. 19	SMU (HC)*	8/NR		W	47	7
Nov. 24	at Texas Tech*	6/NR	NA	W	17	14
Jan. 2	vs. Oklahoma*	6/2	NBC	W	31	6

* Southwest Conference game

* Little Rock, Ark.

> 1978 Orange Bowl (Miami, Fla.)

1978 • (9-2-1, 6-2 SWC - T-2nd)

11th AP/10th UPI

Captains: Ron Calcagni, Ben Cowins, Larry Jackson, Jimmy Walker

DATE	OPPONENT	UA/OPP RK	TV	W L T	UA	OPP
Sept. 16	VANDERBILT*	2/NR		W	48	17
Sept. 23	at Oklahoma State	2/NR		W	19	7
Sept. 30	TULSA	2/NR		W	21	13
Oct. 7	TCU*	4/NR	ABC	W	42	3
Oct. 21	at Texas*	3/8		L	21	28
Oct. 28	at Houston*	9/11		L	9	20
Nov. 4	RICE (HC)*	17/NR		W	37	7
Nov. 11	at Baylor*	16/NR		W	27	14
Nov. 18	TEXAS A&M*	13/NR	ABC	W	26	7
Nov. 25	at SMU*	11/NR		W	27	14
Dec. 2	TEXAS TECH*	8/NR		W	49	7
Dec. 25	vs. UCLA*	8/15	NBC	T	10	10

* Southwest Conference game

* Little Rock, Ark.

> 1978 Fiesta Bowl (Tempe, Ariz.)

1979 • (10-2, 7-1 SWC - T-1st)

SWC CO-CHAMPIONS • 8th AP/19th UPI

Captains: Jim Howard, Roland Sales

DATE	OPPONENT	UA/OPP RK	TV	W L T	UA	OPP
Sept. 15	COLORADO STATE*	17/NR		W	36	3
Sept. 22	OKLAHOMA STATE*	15/NR		W	27	7
Sept. 29	TULSA	13/NR		W	33	8
Oct. 6	at TCU*	12/NR		W	16	13
Oct. 13	at Texas Tech*	13/NR	ABC	W	20	6
Oct. 20	TEXAS*	10/2		W	17	14
Oct. 27	HOUSTON*	4/6	ABC	L	10	13
Nov. 3	at Rice*	9/NR		W	34	7
Nov. 10	BAYLOR (HC)*	9/17		W	29	20
Nov. 17	at Texas A&M*	8/NR		W	22	10
Nov. 24	SMU*	7/NR		W	31	7
Jan. 1	vs. Alabama*	6/2	ABC	L	9	24

* Southwest Conference game

* Little Rock, Ark.

> 1980 Sugar Bowl (New Orleans, La.)

1980 • (7-5, 3-5 SWC - T-6th)

Captains: Keith Houfek, George Stewart

DATE	OPPONENT	UA/OPP RK	TV	W L T	UA	OPP
Sept. 1	at Texas*	6/10	ABC	L	17	23
Sept. 20	OKLAHOMA STATE*	17/NR		W	33	20
Sept. 27	TULSA	15/NR		W	13	10
Oct. 4	TCU*	14/NR		W	44	7
Oct. 11	WICHITA STATE	15/NR		W	27	7
Oct. 25	at Houston*	15/NR		L	17	24
Nov. 1	RICE*			L	16	17
Nov. 8	at Baylor*	NR/16	NA	L	15	42
Nov. 15	TEXAS A&M (HC)*		ABC	W	27	24
Nov. 22	at SMU*			L	7	31
Nov. 29	TEXAS TECH*			W	22	16
Dec. 27	vs. Tulane*		NA	W	34	15

* Southwest Conference game

* Little Rock, Ark.

> 1980 Hall of Fame Bowl (Birmingham, Ala.)

1981 • (8-4, 5-3 SWC - 4th)

16th UPI

Captains: Darryl Mason, Teddy Morris

DATE	OPPONENT	UA/OPP RK	TV	W L T	UA	OPP
Sept. 12	TULSA			W	14	10
Sept. 19	NORTHWESTERN*			W	38	7
Sept. 26	at Ole Miss*			W	27	13
Oct. 3	at TCU*	19/NR		L	24	28
Oct. 10	at Texas Tech*		ABC	W	26	14
Oct. 17	TEXAS*	NR/1		W	42	11
Oct. 24	HOUSTON*	12/NR		L	17	20
Oct. 31	at Rice*	20/NR		W	41	7
Nov. 7	BAYLOR*	19/NR	ESPN	W	41	39
Nov. 14	at Texas A&M*	16/NR	ABC	W	10	7
Nov. 21	SMU (HC)*	16/6		L	18	32
Dec. 28	vs. North Carolina*	NR/11	ABC	L	27	31

* Southwest Conference game

* Little Rock, Ark.

Jackson, Miss.

> 1981 Gator Bowl (Jacksonville, Fla.)

1982 • (9-2-1, 5-2-1 SWC - 3rd)

9th AP/8th UPI/8th USA Today

Captains: Gary

SEASON-BY-SEASON RESULTS

1983 • (6-5, 4-4 SWC - 5th)

Captains: Ron Faurot, Mark Mistler, Milton Fields

DATE	OPPONENT	UA/OPP RK	TV	W L T	UA	OPP
Sept. 10	TULSA			W	17	14
Sept. 17	NEW MEXICO+			W	17	0
Sept. 24	at Ole Miss#		NA	L	10	13
Oct. 1	at TCU*			W	38	21
Oct. 15	TEXAS*	NR/2	CBS	L	3	31
Oct. 22	HOUSTON*			W	24	3
Oct. 29	RICE*			W	35	0
Nov. 5	BAYLOR (HC)*			L	21	24
Nov. 12	at Texas A&M*			L	23	36
Nov. 19	SMU*	NR/6	ABC	L	0	17
Nov. 26	at Texas Tech*			W	16	13

* Southwest Conference game

Little Rock, Ark.

Jackson, Miss.



KEN HATFIELD

6 seasons | 1984-89
55-17-1

One of just two Arkansas graduates to serve as head football coach at his alma mater, Ken Hatfield posted a UA-best .760 winning percentage and averaged better than nine wins per season during his six-year tenure. Hatfield led the Razorbacks to a bowl game all six years.

1984 • (7-4-1, 5-3 SWC - T-3rd)

Captains: Marcus Elliott, Mark Lee

DATE	OPPONENT	UA/OPP RK	TV	W L T	UA	OPP
Sept. 15	OLE MISS*			T	14	14
Sept. 22	TULSA			W	18	9
Sept. 29	NAVY+		ESPN	W	33	10
Oct. 6	TCU*			L	31	32
Oct. 13	TEXAS TECH*			W	24	0
Oct. 20	at Texas*	NR/3		L	18	24
Oct. 27	at Houston*			W	17	3
Nov. 3	RICE*			W	28	6
Nov. 10	at Baylor*			W	14	9
Nov. 17	TEXAS A&M (HC)*		Raycom	W	28	0
Nov. 24	at SMU*		ESPN	L	28	31
Dec. 27	vs. Auburn*	NR/16	KATZ	L	15	21

* Southwest Conference game

Little Rock, Ark.

> 1984 Liberty Bowl (Memphis, Tenn.)

1985 • (10-2, 6-2 SWC - T-2nd)

12th AP/12th UPI/15th USA Today

Captains: David Bazzel, Greg Lasker, Nick Miller, Andy Upchurch

DATE	OPPONENT	UA/OPP RK	TV	W L T	UA	OPP
Sept. 14	at Ole Miss#	14/NR		W	24	19
Sept. 21	TULSA+	14/NR		W	24	0
Sept. 28	NEW MEXICO STATE+	10/NR		W	45	13
Oct. 5	at TCU*	10/NR	Raycom	W	41	0
Oct. 12	at Texas Tech*	6/NR		W	30	7
Oct. 19	TEXAS*	4/NR	ABC	L	13	15
Oct. 26	HOUSTON*	14/NR	Raycom	W	57	27
Nov. 2	at Rice*	14/NR		W	30	15
Nov. 9	BAYLOR*	12/11	ABC	W	20	14
Nov. 16	at Texas A&M*	9/NR	ESPN	L	6	10
Nov. 23	SMU (HC)*	18/NR		W	15	9
Dec. 22	vs. Arizona State*	14/NR	LSN	W	18	17

* Southwest Conference game

Little Rock, Ark.

Jackson, Miss.

> 1985 Holiday Bowl (San Diego, Calif.)

1986 • (9-3, 6-2 SWC - T-2nd)

15th AP/16th UPI/17th USA Today

Captains: James Shibest, Derrick Thomas, Theo Young

DATE	OPPONENT	UA/OPP RK	TV	W L T	UA	OPP
Sept. 13	OLE MISS*	18/NR		W	21	0
Sept. 20	TULSA	12/NR		W	34	17
Sept. 27	NEW MEXICO STATE+	9/NR		W	42	11
Oct. 4	TCU*	8/NR	Raycom	W	34	17
Oct. 11	TEXAS TECH*	8/NR		L	7	17
Oct. 18	at Texas*	14/NR	ESPN	W	21	14
Oct. 25	at Houston*	14/NR		W	30	13
Nov. 1	RICE (HC)*	13/NR		W	45	14
Nov. 8	at Baylor*	10/NR	Raycom	L	14	29
Nov. 15	TEXAS A&M*	17/7	ABC	W	14	10
Nov. 22	at SMU*	11/NR		W	41	0
Jan. 1	vs. Oklahoma*	9/3	NBC	L	8	42

* Southwest Conference game

Little Rock, Ark.

> 1987 Orange Bowl (Miami, Fla.)

1987 • (9-4, 5-2 SWC - T-2nd)

Captains: Chris Bequette, Tony Cherico, Greg Thomas, Rickey Williams

DATE	OPPONENT	UA/OPP RK	TV	W L T	UA	OPP
Sept. 12	at Ole Miss#	13/NR		W	31	10
Sept. 19	TULSA	12/NR	NA	W	30	15
Sept. 26	MIAMI (FLA)+	10/5	ESPN	L	7	51
Oct. 3	at TCU*			W	20	10
Oct. 10	at Texas Tech*	20/NR		W	31	0
Oct. 17	TEXAS*	15/NR	ESPN	L	14	16
Oct. 24	HOUSTON*			W	21	17
Oct. 31	at Rice*		NA	W	38	14
Nov. 7	BAYLOR (HC)*			W	10	7
Nov. 14	at Texas A&M*	20/19		L	0	14
Nov. 28	NEW MEXICO+			W	43	25
Dec. 5	at Hawaii		ESPN	W	38	20
Dec. 29	vs. Georgia*	NR/15	Raycom	L	17	20

* Southwest Conference game

Little Rock, Ark.

Jackson, Miss.

> 1987 Liberty Bowl (Memphis, Tenn.)

1988 • (10-2, 7-0 SWC - 1st)

SWC CHAMPION • 12th AP/13th UPI/14th USA Today

Captains: Steve Atwater, John Bland, Odie Lloyd, Kerry Owens

DATE	OPPONENT	UA/OPP RK	TV	W L T	UA	OPP
Sept. 10	PACIFIC (CALIF.)+			W	63	14
Sept. 17	TULSA			W	30	26
Sept. 24	OLE MISS*			W	21	13
Oct. 1	TCU*		Raycom	W	53	10
Oct. 8	TEXAS TECH*	20/NR		W	31	10
Oct. 15	at Texas*	17/NR	HSE	W	27	24
Oct. 22	at Houston*	13/NR	Raycom	W	26	21
Oct. 29	RICE*	11/NR		W	21	14
Nov. 5	at Baylor*	11/NR	HSE	W	33	3
Nov. 12	TEXAS A&M (HC)*	11/NR	HSE	W	25	20
Nov. 26	at Miami (Fla.)	8/3	CBS	L	16	18
Jan. 2	vs. UCLA*	8/9	CBS	L	3	17

* Southwest Conference game

Little Rock, Ark.

> 1989 Cotton Bowl (Dallas, Texas)

1989 • (10-2, 7-1 SWC - 1st)

SWC CHAMPION • 13th AP/13th UPI/13th USA Today

Captains: Anthony Cooney, Elbert Crawford, Tim Horton, Michael Shepherd

DATE	OPPONENT	UA/OPP RK	TV	W L T	UA	OPP
Sept. 16	TULSA	9/NR		W	26	7
Sept. 23	at Ole Miss#	8/NR		W	24	7
Sept. 30	TEXAS-EL PASO*	8/NR		W	39	7
Oct. 7	at TCU*	7/NR		W	41	19
Oct. 14	at Texas Tech*	7/NR		W	45	13
Oct. 21	TEXAS*	7/NR	Raycom	L	20	24
Oct. 28	HOUSTON*	13/12		W	45	39
Nov. 4	at Rice*	11/NR	Raycom	W	38	17
Nov. 11	BAYLOR (HC)*	10/NR	ESPN	W	19	10
Nov. 24	at Texas A&M*	9/14	CBS	W	23	22
Dec. 2	SMU*	9/NR		W	38	24
Jan. 1	vs. Tennessee*	10/8	CBS	L	27	31

* Southwest Conference game

Little Rock, Ark.

Jackson, Miss.



JACK CROWE

2+ seasons | 1990-92
9-15

Arkansas' final head coach of the Southwest Conference era, Jack Crowe directed the Razorbacks to a 14-13 win in their last meeting with rival Texas as league foes and an Independence Bowl berth in 1991.

1990 • (3-8, 1-7 SWC - 8th)

Captains: Quinn Grovey, Chad Rolan

DATE	OPPONENT	UA/OPP RK	TV	W L T	UA	OPP
Sept. 15	TULSA	15/NR		W	28	3
Sept. 22	OLE MISS*	13/NR	Raycom	L	17	21
Sept. 29	COLORADO STATE+	23/NR		W	31	20
Oct. 6	TCU*	21/NR		L	26	54
Oct. 13	TEXAS TECH (HC)*			L	44	49
Oct. 20	at Texas*	NR/19	Raycom	L	17	49
Oct. 27	at Houston*			L	28	62
Nov. 3	RICE*			L	11	19
Nov. 10	at Baylor*		Raycom	L	3	34
Nov. 17	TEXAS A&M*			L	16	20
Nov. 24	at SMU*			W	42	29

* Southwest Conference game

Little Rock, Ark.

1991 • (6-6, 5-3 SWC - T-2nd)

Captains: Kirk Collins, Mark Henry

DATE	OPPONENT	UA/OPP RK	TV	W L T	UA	OPP
Aug. 31	MIAMI (FLA)+	NR/3	ABC	L	3	31
Sept. 7	SMU*			W	17	6
Sept. 21	LOUISIANA-LAFAYETTE			W	9	7
Sept. 28	at Ole Miss#			L	17	24
Oct. 5	at TCU*			W	22	21
Oct. 12	HOUSTON (HC)*			W	29	17
Oct. 19	TEXAS*		Raycom	W	14	13
Nov. 2	BAYLOR*	24/21	ABC	L	5	9
Nov. 9	at Texas Tech*			L	21	38
Nov. 16	at Texas A&M*	NR/13	ESPN	L	3	13
Nov. 23	RICE*			W	20	0
Dec. 29	vs. Georgia*	NR/24	ABC	L	15	24

* Southwest Conference game

Little Rock, Ark.

Jackson, Miss.

> 1991 Independence Bowl (Shreveport, La.)

ARKANSAS JOINS SOUTHEASTERN CONFERENCE

1992 • (3-7-1, 3-4-1 SEC - 4th/West)

Captains: Darwin Ireland, E.D. Jackson, Owen Kelly

DATE	OPPONENT	UA/OPP RK	TV	W L T	UA	OPP
Sept. 5	THE CITADEL			L	3	10



JOE KINES

1 season | 1992
3-6-1

Named interim head coach after the first game of the 1992 season, Joe Kines' 10-game tenure included Arkansas' first Southeastern Conference win and the Razorbacks' first win at Tennessee.

DATE	OPPONENT	UA/OPP RK	TV	W L T	UA	OPP
Sept. 12	at South Carolina*			W	45	7
Sept. 19	ALABAMA*	NR/9		L	11	38
Sept. 26	at Memphis			L	6	22
Oct. 3	GEORGIA (HC)*	NR/16	JP	L	3	27
Oct. 10	at Tennessee*	NR/4	JP	W	25	24
Oct. 17	OLE MISS*			L	3	17
Oct. 31	at Auburn*			T	24	24
Nov. 7	at Mississippi State*	NR/19	JP	L	3	10
Nov. 21	SMU*			L	19	24
Nov. 27	LSU*		ESPN	W	30	6

* Southeastern Conference game

Little Rock, Ark.



DANNY FORD

5 seasons | 1993-97
26-30-1

The architect of Clemson's 1981 national championship, Danny Ford directed Arkansas to its first Southeastern Conference Western Division title and first SEC championship game appearance in 1995. His tenure included two on-the-field wins at Alabama, his alma mater, and another win over the Crimson Tide by NCAA sanction.

1993 • (6-4-1, 4-3-1 SEC - 2nd/West)

Captains: Kirk Botkin, Tyrone Chatman

DATE	OPPONENT	UA/OPP RK	TV	W L T	UA	OPP
Sept. 4	at SMU			W	10	6
Sept. 11	SOUTH CAROLINA*	NR/19		W	18	17
Sept. 18	at Alabama*	NR/2	JP	W	3	43
Sept. 25	MEMPHIS*			L	0	6
Oct. 2	at Georgia*			W	20	10
Oct. 9	TENNESSEE*	NR/11	JP	L	14	28
Oct. 16	at Ole Miss*			L	0	19
Oct. 30	AUBURN (HC)*			L	21	31
Nov. 6	MISSISSIPPI STATE*			T	13	13
Nov. 13	TULSA			W	24	11
Nov. 27	at LSU*		ESPN	W	42	24

* Southeastern Conference game

Little Rock, Ark.

Jackson, Miss.

@ Arkansas victory by NCAA-imposed forfeit

NOTE: SEC Western Division championship vacated by Alabama per NCAA sanction in 1993.

SEASON-BY-SEASON RESULTS

1994 • (4-7, 2-6 SEC - T-4th/West)

Captains: Jason Allen, Willie Johnson

DATE	OPPONENT	UA/OPP RK	TV	W L T	UA OPP
Sept. 3	SMU*			W	34 14
Sept. 10	at South Carolina*			L	0 14
Sept. 17	ALABAMA*	NR/12	ABC	L	6 13
Sept. 25	at Memphis			L	15 16
Oct. 1	VANDERBILT*			W	42 6
Oct. 8	at Tennessee*			L	21 38
Oct. 15	OLE MISS (HC)*			W	31 7
Oct. 29	at Auburn*	NR/4	JP	L	14 31
Nov. 5	at Mississippi State*	NR/24	JP	L	7 17
Nov. 12	NORTHERN ILLINOIS			W	30 27
Nov. 26	LSU*			L	12 30

* Southeastern Conference game

+ Little Rock, Ark.

1995 • (8-5, 6-2 SEC - 1st/West)

SEC WESTERN DIVISION CHAMPION

Captains: Steve Conley, Barry Lunney Jr.

DATE	OPPONENT	UA/OPP RK	TV	W L T	UA OPP
Sept. 2	at SMU			L	14 17
Sept. 9	SOUTH CAROLINA*			W	51 21
Sept. 16	at Alabama*	NR/13	JP	W	20 19
Sept. 23	MEMPHIS*			W	27 20
Sept. 30	at Vanderbilt*	23/NR		W	35 7
Oct. 7	TENNESSEE (HC)*	18/10		L	31 49
Oct. 14	at Ole Miss*#			W	13 6
Oct. 28	AUBURN*	NR/11	ESPN	W	30 28
Nov. 4	MISSISSIPPI STATE*	18/NR	JP	W	26 21
Nov. 11	LOUISIANA-LAFAYETTE	15/NR		W	24 13
Nov. 18	at LSU*	14/NR	ABC	L	0 28
Dec. 2	vs. Florida*	23/2	ABC	L	3 34
Dec. 30	vs. North Carolina*	24/NR	TBS	L	10 20

* Southeastern Conference

+ Little Rock, Ark.

Memphis, Tenn.

< 1995 SEC Championship Game (Atlanta, Ga.)

> 1995 CarQuest Bowl (Miami, Fla.)

1996 • (4-7, 2-6 SEC - 5th/West)

Captains: Scott Rivers, Mark Smith

DATE	OPPONENT	UA/OPP RK	TV	W L T	UA OPP
Sept. 7	SMU			L	10 23
Sept. 13	ALABAMA*	NR/13	JP	L	7 17
Sept. 28	LOUISIANA-MONROE			W	38 21
Oct. 5	FLORIDA*	NR/1	JP	L	7 42
Oct. 12	LOUISIANA TECH*			W	38 21
Oct. 19	at South Carolina*			L	17 23
Nov. 2	at Auburn*		ESPN2	L	7 28
Nov. 9	OLE MISS (HC)*			W	13 7
Nov. 16	at Tennessee*	NR/12	JP	L	14 55
Nov. 23	at Mississippi State*			W (OT)	16 13
Nov. 29	LSU*	NR/19	CBS	L	7 17

* Southeastern Conference game

+ Little Rock, Ark.

1997 • (4-7, 2-6 SEC - T-5th/West)

Captains: Ken Anderson, Anthony Eubanks

DATE	OPPONENT	UA/OPP RK	TV	W L T	UA OPP
Sept. 6	LOUISIANA-MONROE			W	28 16
Sept. 13	vs. SMU#			L	9 31
Sept. 20	at Alabama*	NR/11	JP	W	17 16
Sept. 27	LOUISIANA TECH*			W	17 13
Oct. 4	at Florida*	NR/1	ESPN2	L	7 56
Oct. 18	SOUTH CAROLINA*			L	13 39
Oct. 25	AUBURN (HC)*	NR/11	ESPN2	L	21 26
Nov. 6	at Ole Miss*		ESPN	L	9 19
Nov. 15	TENNESSEE*	NR/5	ESPN2	L	22 30
Nov. 22	MISSISSIPPI STATE*	NR/14		W	17 7
Nov. 28	at LSU*	NR/17	CBS	L	21 31

* Southeastern Conference game

+ Little Rock, Ark.

Shreveport, La.



HOUSTON NUTT

10 seasons | 1998-2007
75-49

Houston Nutt was the third Arkansas head coach to take the Razorbacks to a bowl game in each of his first six seasons. He led the Hogs to three SEC Western Division crowns, eight bowl games, two bowl victories, three final national rankings and four nine-win seasons. Nutt's 8-0 start in 1998 marked the best debut ever for a UA head coach and helped UA reach its first New Year's Day game since 1990. In 2001 and 2006, Nutt was voted SEC Coach of the Year by the Associated Press and league coaches.

1998 • (9-3, 6-2 SEC - T-1st/West)

SEC WESTERN DIVISION CO-CHAMPION • 16th AP/17th USA Today

Captains: Brandon Burlsworth, Grant Garrett, Ryan Hale, Madre Hill

DATE	OPPONENT	UA/OPP RK	TV	W L T	UA OPP
Sept. 5	LOUISIANA-LAFAYETTE			W	38 17
Sept. 19	SMU*			W	44 17
Sept. 26	ALABAMA*	NR/22	ESPN2	W	42 6
Oct. 3	KENTUCKY*	22/NR	ESPN2	W	27 20
Oct. 10	at Memphis	20/NR	FX	W	23 9
Oct. 17	at South Carolina*	17/NR		W	41 28
Oct. 31	at Auburn*	14/NR		W	24 21
Nov. 7	OLE MISS (HC)*	11/NR	JP	W	34 0
Nov. 14	at Tennessee*	10/1	CBS	L	24 28
Nov. 21	at Mississippi State*	9/NR	JP	L	21 22
Nov. 27	LSU*	13/NR	CBS	W	41 14
Jan. 1	vs. Michigan*	11/15	ABC	L	31 45

* Southeastern Conference game

+ Little Rock, Ark.

> 1999 Florida Citrus Bowl (Orlando, Fla.)

1999 • (8-4, 4-4 SEC - T-3rd/West)

17th AP/19th USA Today

Captains: David Barrett, Kenoy Kennedy, Anthony Lucas, Clint Stoerner

DATE	OPPONENT	UA/OPP RK	TV	W L T	UA OPP
Sept. 4	at SMU	18/NR		W	26 0
Sept. 18	LOUISIANA-MONROE*	15/NR		W	44 6
Sept. 25	at Alabama*	14/NR	CBS	L	28 35
Oct. 2	at Kentucky*	20/NR		L	20 31
Oct. 9	MIDDLE TENNESSEE ST.			W	58 6
Oct. 16	SOUTH CAROLINA*			W	48 14
Oct. 30	AUBURN (HC)*		JP	W	34 10
Nov. 6	at Ole Miss*	NR/23	ESPN2	L	16 38
Nov. 13	TENNESSEE*	NR/3	JP	W	28 24
Nov. 20	MISSISSIPPI STATE*	22/12	ESPN2	W	14 9
Nov. 26	at LSU*	17/NR	CBS	L	10 35
Jan. 1	vs. Texas*	24/14	Fox	W	27 6

* Southeastern Conference game

+ Little Rock, Ark.

> 2000 Cotton Bowl (Dallas, Texas)

2000 • (6-6, 3-5 SEC - T-5th/West)

Captains: Quinton Caver, Randy Garner, Michael Snowden, Rod Stinson

DATE	OPPONENT	UA/OPP RK	TV	W L T	UA OPP
Sept. 2	MISSOURI STATE*			W	38 0
Sept. 16	BOISE STATE*			W	38 31
Sept. 23	ALABAMA*		ESPN2	W	28 21
Sept. 30	GEORGIA*	NR/25	JP	L	7 38
Oct. 7	LOUISIANA-MONROE (HC)			W	52 6
Oct. 14	at South Carolina*	NR/24	JP	L	7 27
Oct. 28	at Auburn*	NR/25		L	19 21
Nov. 4	OLE MISS*			L	24 38
Nov. 11	at Tennessee*		JP	L	20 63
Nov. 18	at Mississippi State*	NR/13		W (OT)	17 10
Nov. 24	LSU*	NR/24	CBS	W	14 3
Dec. 21	vs. UNLV*		ESPN2	L	14 31

* Southeastern Conference game

+ Little Rock, Ark.

> Las Vegas Bowl IX (Las Vegas, Nev.)

2001 • (7-5, 4-4 SEC - T-3rd/West)

Captains: Curt Davis, Carlos Hall, Kenny Sandlin, La'Zerius White

DATE	OPPONENT	UA/OPP RK	TV	W L T	UA OPP
Aug. 30	UNLV*		ESPN	W	14 10
Sept. 8	TENNESSEE*	NR/8	ESPN2	L	3 13
Sept. 22	at Alabama*		CBS	L	10 31
Sept. 29	at Georgia*		ESPN2	L	23 34
Oct. 6	WEBER ST.			W	42 19
Oct. 13	SOUTH CAROLINA*	NR/9	CBS	W	10 7
Oct. 27	AUBURN*	NR/17	JP	W	42 17
Nov. 3	at Ole Miss*		ESPN2	W (7 OT)	58 56
Nov. 10	UCF (HC)			W	27 20
Nov. 17	MISSISSIPPI STATE*			W	24 21
Nov. 23	at LSU*	24/NR	CBS	L	38 41
Jan. 1	vs. Oklahoma*	NR/10	Fox	L	3 10

* Southeastern Conference game

+ Little Rock, Ark.

> 2002 Cotton Bowl (Dallas, Texas)

2002 • (9-5, 5-3 SEC - T-1st/West)

SEC WESTERN DIVISION CO-CHAMPION

Captains: Richie Butler, Chuck Nalley, Sparky Hamilton, Raymond House, Fred Talley, Gavin Walls

DATE	OPPONENT	UA/OPP RK	TV	W L T	UA OPP
Sept. 7	BOISE STATE			W	41 14
Sept. 14	SOUTH FLORIDA*			W	42 3
Sept. 28	ALABAMA*		ESPN	L	12 30
Oct. 5	at Tennessee*	NR/10		L (6 OT)	38 41
Oct. 12	at Auburn*	NR/24	JP	W	38 17
Oct. 19	KENTUCKY*			L	17 29
Oct. 26	OLE MISS (HC)*			W	48 28
Nov. 2	TROY*			W	23 0
Nov. 9	at South Carolina*		JP	W	23 0
Nov. 16	LOUISIANA-LAFAYETTE			W	24 17
Nov. 23	at Mississippi State*			W	26 19
Nov. 29	LSU*	NR/18	CBS	W	21 20
Dec. 7	vs. Georgia*	22/4	CBS	L	3 30
Dec. 30	vs. Minnesota*	25/NR	ESPN	L	14 29

* Southeastern Conference game

+ Little Rock, Ark.

< 2002 SEC Championship Game (Atlanta, Ga.)

> 2002 Gaylord Hotels Music City Bowl (Nashville, Tenn.)

2003 • (9-4, 4-4 SEC - 4th/West)

Captains: Jimmy Beasley, Tony Bua, Bo Lacy, Caleb Miller, Justin Scott, George Wilson

DATE	OPPONENT	UA/OPP RK	TV	W L T	UA OPP
Sept. 6	TULSA			W	45 13
Sept. 13	at Texas	NR/6	ABC	W	38 28
Sept. 20	NORTH TEXAS*	14/NR		W	31 7
Sept. 27	at Alabama*	9/NR	CBS	W (2 OT)	34 31
Oct. 11	AUBURN (HC)*	7/NR	JP	L	3 10
Oct. 18	FLORIDA*	11/NR	CBS	L	28 33
Oct. 25	at Ole Miss*	21/NR	ESPN2	L	7 19
Nov. 1	at Kentucky*		ESPN2	W (7 OT)	71 63
Nov. 6	SOUTH CAROLINA*		ESPN	W	28 6
Nov. 15	NEW MEXICO STATE			W	48 20
Nov. 22	MISSISSIPPI STATE*			W	52 6
Nov. 28	at LSU*	NR/3	CBS	L	24 55
Dec. 31	vs. Missouri*		ESPN	W	27 14

* Southeastern Conference game

+ Little Rock, Ark.

> 2003 Mainstay Independence Bowl (Shreveport, La.)

2004 • (5-6, 3-5 SEC - T-3rd/West)

Captains: DeCoti Birmingham, Arrión Dixon, Steven Harris, Jeb Huckeba, Matt Jones, Marcus Whitmore

DATE	OPPONENT	UA/OPP RK	TV	W L T	UA OPP
Sept. 4	NEW MEXICO STATE			W	63 13
Sept. 11	TEXAS	NR/7	ESPN	L	20 22
Sept. 18	LOUISIANA-MONROE*			W	49 20
Sept. 25	ALABAMA*		CBS	W	27 10
Oct. 2	at Florida*	NR/16	CBS	L	30 45
Oct. 16	at Auburn*	NR/4	CBS	L	20 38
Oct. 23	GEORGIA (HC)*	NR/10	ESPN2	L	14 20
Nov. 6	at South Carolina*		JP	L	32 35
Nov. 13	OLE MISS*		JP	W	35 3
Nov. 20	at Mississippi State*			W	24 21
Nov. 26	LSU*	NR/14	CBS	L	14 43

* Southeastern Conference game

+ Little Rock, Ark.

2005 • (4-7, 2-6 SEC - 4th/West)

Captains: Pierre Brown, Kyle Dickerson, Brandon Kennedy, Kyle Roper, Vickiel Vaughn

DATE	OPPONENT	UA/OPP RK	TV	W L T	UA OPP
Sept. 3	MISSOURI STATE			W	49 17
Sept. 10	VANDERBILT*			L	24 28
Sept. 17	at Southern California*	NR/1	FSN	L	17 70
Sept. 24	at Alabama*		JP	L	13 24
Oct. 8	LOUISIANA-MONROE*			W	44 15
Oct. 15	AUBURN*	NR/21		L	17 34
Oct. 22	at Georgia*	NR/4	JP	L	20 23
Nov. 5	SOUTH CAROLINA (HC)*		JP	L	10 14
Nov. 12	at Ole Miss*			W	28 17
Nov. 19	MISSISSIPPI STATE*			W	44 10
Nov. 25	at LSU*	NR/3	CBS	L	17 19

+ Little Rock, Ark.

* Southeastern Conference game

* USC and Alabama later vacated wins due to NCAA Committee on Infractions penalty

SEASON-BY-SEASON RESULTS

2006 • (10-4, 7-1 SEC - 1st/West)

15th AP/16th USA Today

Captains: Keith Jackson, Sam Olajubutu, Desmond Sims, Zac Tubbs, Tony Ugoh,

Darius Vinnett

DATE	OPPONENT	UA/OPP RK	TV	W L T	UA	OPP
Sept. 2	SOUTHERN CALIFORNIA	NR/6	ESPN	L	14	50
Sept. 9	UTAH STATE			W	20	0
Sept. 16	at Vanderbilt*		LFS	W	21	19
Sept. 23	ALABAMA*		CBS	W (2 OT)	24	23
Oct. 7	at Auburn*	NR/2	CBS	W	27	10
Oct. 14	SE MISSOURI ST. (HC)	17/NR		W	63	7
Oct. 21	OLE MISS*	15/NR	LFS	W	38	3
Oct. 28	LOUISIANA-MONROE*	13/NR	ESPN	W	44	10
Nov. 4	at South Carolina*	12/NR	ESPN	W	26	20
Nov. 11	TENNESSEE*	11/13	ESPN2	W	31	14
Nov. 18	at Mississippi State*	5/NR		W	28	14
Nov. 24	LSU*	5/9	CBS	L	26	31
Dec. 2	vs. Florida*	8/4	CBS	L	28	38
Jan. 1	vs. Wisconsin*	12/6	ABC	L	14	17

* Southeastern Conference game

+ Little Rock, Ark.

> 2006 SEC Championship Game (Atlanta, Ga.)

> 2007 Capital One Bowl (Orlando, Fla.)

2007 • (8-5, 4-4 SEC - T-3rd/West)

Captains: Weston Dacus, Marcus Harrison, Robert Johnson, Marcus Monk,

Matterral Richardson, Kevin Woods

DATE	OPPONENT	UA/OPP RK	TV	W L T	UA	OPP
Sept. 1	TROY	21/NR		W	46	26
Sept. 15	at Alabama**	16/NR	ESPN	L	38	41
Sept. 22	KENTUCKY*	NR/21	ESPN2	L	29	42
Sept. 29	NORTH TEXAS			W	66	7
Oct. 6	CHATTANOOGA*			W	34	15
Oct. 13	AUBURN*	NR/22	ESPN	L	7	9
Oct. 20	at Ole Miss*			W	44	8
Oct. 27	FIU (HC)			W	58	10
Nov. 3	SOUTH CAROLINA*	NR/23	ESPN2	W	48	36
Nov. 10	at Tennessee*	NR/22	LFS	L	13	34
Nov. 17	MISSISSIPPI STATE**			W	45	31
Nov. 23	at LSU*	NR/1	CBS	W (3 OT)	50	48
Jan. 1	Missouri*	25/1	FOX	L	7	38

* Southeastern Conference game

+ Little Rock, Ark.

> 2008 Cotton Bowl (Dallas, Texas)

& Reggie Herring served as interim head coach

* Alabama later vacated win due to NCAA Committee on Infractions penalty



BOBBY PETRINO

4 seasons | 2008-11
34-17

Bobby Petrino was introduced as the head coach of the Razorbacks on Dec. 11, 2007. In just his third season, he led Arkansas to the first BCS game in school history against Ohio State in the Allstate Sugar Bowl. In his final season, he took the Razorbacks to a school-record-tying 11 wins and the first top-five AP finish since 1977.

2008 • (5-7, 2-6 SEC - T-4th/West)

Captains: Casey Dick, Jonathan Luigs, Jamar Love, Malcolm Sheppard

DATE	OPPONENT	UA/OPP RK	TV	W L T	UA	OPP
Aug. 30	WESTERN ILLINOIS			W	28	24
Sept. 6	LOUISIANA-MONROE*		RSP	W	28	27
Sept. 20	ALABAMA*	NR/9	Raycom	L	14	49
Sept. 27	at Texas	NR/7	ABC	L	10	52
Oct. 4	FLORIDA*	NR/12	Raycom	L	7	38
Oct. 11	at Auburn*	NR/20	RSP	W	25	22
Oct. 18	at Kentucky*		ESPN	L	20	21
Oct. 25	OLE MISS*		RSP	L	21	23
Nov. 1	TULSA (HC)	NR/19	RSP	W	30	23
Nov. 8	at South Carolina*		ESPN	L	21	34
Nov. 22	at Mississippi State*			L	28	31
Nov. 28	LSU**		CBS	W	31	30

* Southeastern Conference game

+ Little Rock, Ark.

2009 • (8-5, 3-5 SEC - T-4th/West)

Captains: Adrian Davis, Wendel Davis, DeMarcus Love, Ryan Mallett, Malcolm Sheppard,

Michael Smith

DATE	OPPONENT	UA/OPP RK	TV	W L T	UA	OPP
Sept. 5	MISSOURI STATE*		RSP	W	48	10
Sept. 19	GEORGIA*	NR/23	ESPN	L	41	52
Sept. 26	at Alabama*	NR/3	CBS	L	7	35
Oct. 3	vs. Texas A&M*		ESPN2	W	47	19
Oct. 10	AUBURN*	NR/17	ESPN	W	44	23
Oct. 17	at Florida*	NR/1	CBS	L	20	23
Oct. 24	at Ole Miss*		SEC-R	L	17	30
Oct. 31	EASTERN MICHIGAN (HC)		ESPN	W	63	27
Nov. 7	SOUTH CAROLINA*		SEC-R	W	33	16
Nov. 14	TROY		CSS	W	56	20
Nov. 21	MISSISSIPPI STATE**		SEC-R	W	42	21
Nov. 28	at LSU*	NR/17	ESPN	L (OT)	30	33
Jan. 2	vs. East Carolina*		ESPN	W (OT)	20	17

* Southeastern Conference game

+ Little Rock, Ark.

* Arlington, Texas

> 2010 Liberty Bowl (Memphis, Tenn.)

2010 • (10-3, 6-2 SEC - T-2nd/West)

12th AP/12th USA Today

Captains: Jake Bequette, Ramon Broadway, Jerry Franklin, DeMarcus Love,

Ryan Mallett, D.J. Williams

DATE	OPPONENT	UA/OPP RK	TV	W L T	UA	OPP
Sept. 4	Tennessee Tech	17/NR	RSP	W	44	3
Sept. 11	LOUISIANA-MONROE*	14/NR	FSN	W	31	7
Sept. 18	at Georgia*	12/NR	ESPN	W	31	24
Sept. 25	ALABAMA*	10/1	CBS	L	20	24
Oct. 9	vs. Texas A&M*	11/NR	ABC	W	24	17
Oct. 16	at Auburn*	12/7	CBS	L	43	65
Oct. 23	OLE MISS*	21/NR	SEC-R	W	38	24
Oct. 30	VANDERBILT (HC)*	19/NR	FSN	W	49	14
Nov. 6	at South Carolina*	17/18	ESPN	W	41	20
Nov. 13	UTEP	14/NR	ESPN	W	58	21
Nov. 20	at Mississippi State*	13/22	ESPN	W (2OT)	38	31
Nov. 27	LSU**	12/6	CBS	W	31	23
Jan. 4	vs. Ohio State*	8/6	ESPN	L	26	31

* Southeastern Conference game

+ Little Rock, Ark.

* Arlington, Texas

> 2011 Sugar Bowl (New Orleans, La.)

& Ohio State later vacated win due to NCAA investigation

2011 • (11-2, 6-2 SEC - 3rd/West)

5th AP/5th USA Today

Captains: Jake Bequette, Knile Davis, Jerry Franklin, Jerico Nelson, Tyler Wilson,

Jarius Wright

DATE	OPPONENT	UA/OPP RK	TV	W L T	UA	OPP
Sept. 3	MISSOURI STATE	15/NR	RSP	W	51	7
Sept. 10	NEW MEXICO*	14/NR	ESPN	W	52	3
Sept. 17	TROY	14/NR	CSS	W	38	28
Sept. 24	at Alabama*	14/3	CBS	L	14	38
Oct. 1	vs. Texas A&M*	18/14	ESPN	W	42	38
Oct. 8	AUBURN*	10/15	ESPN	W	38	14
Oct. 22	at Ole Miss*	10/NR	SEC-R	W	29	24
Oct. 29	at Vanderbilt*	8/NR	SEC-R	W	31	28
Nov. 5	SOUTH CAROLINA (HC)*	8/10	ESPN	W	44	28
Nov. 12	TENNESSEE*	8/NR	ESPN2	W	49	7
Nov. 19	MISSISSIPPI STATE**	6/NR	CBS	W	44	17
Nov. 25	at LSU*	3/1	CBS	L	17	41
Jan. 6	vs. Kansas State*	7/11	FOX	W	29	16

* Southeastern Conference game

+ Little Rock, Ark.

* Arlington, Texas

> 2012 Cotton Bowl (Arlington, Texas)



JOHN L. SMITH

1 season | 2012
4-8

On April 23, 2012, John L. Smith returned to Arkansas as the Razorbacks' head coach for the 2012 season. Smith, who was an assistant at Arkansas from 2009-11, was named a head coach for the sixth time in his career after stops at Idaho, Utah State, Louisville, Michigan State and Weber State.

2012 • (4-8, 2-6 SEC - 6th/West)

Captains: Alfred Davis, Knile Davis, Alonzo Highsmith, Travis Swanson,

Tyler Wilson, Tenarius Wright

DATE	OPPONENT	UA/OPP RK	TV	W L T	UA	OPP
Sept. 1	JACKSONVILLE ST.	10/NR	PPV	W	49	24
Sept. 8	LOUISIANA-MONROE*	8/NR	ESPN	L (OT)	31	34
Sept. 15	ALABAMA*	NR/1	CBS	L	0	52
Sept. 22	RUTGERS		ESPN	L	26	35
Sept. 29	at Texas A&M*		SEC-R	L	10	58
Oct. 6	at Auburn*		ESPN2	W	24	7
Oct. 13	KENTUCKY*		FSN	W	49	7
Oct. 27	OLE MISS**		SEC-R	L	27	30
Nov. 3	TULSA (HC)		SEC-R	W	19	15
Nov. 10	at South Carolina*	NR/12	CBS	L	20	38
Nov. 17	at Mississippi State*		SEC-R	L	14	45
Nov. 23	LSU*	NR/8	CBS	L	13	20

* Southeastern Conference game

+ Little Rock, Ark.

& Ole Miss later vacated win due to NCAA Committee on Infractions penalty



BRET BIELEMA

5 seasons | 2013-17
29-34

Named the 32nd head coach in program history in December of 2012, Bielema came to Arkansas after having spent seven years as head coach at Wisconsin. He led Arkansas to three straight bowl appearances, highlighted by wins over Texas at the 2014 Texas Bowl and Kansas State at the 2016 Liberty Bowl. In 2014, Arkansas became the first unranked team in college football history to post back-to-back shutouts over ranked opponents in blanking No. 20 LSU and No. 8 Ole Miss.

2013 • (3-9, 0-8 SEC - 7th/West)

Captains: Kiero Small, Travis Swanson, Chris Smith, Robert Thomas

DATE	OPPONENT	UA/OPP RK	TV	W L T	UA	OPP
Aug. 31	LOUISIANA-LAFAYETTE		FSN	W	34	14
Sept. 7	SAMFORD*		PPV	W	31	21
Sept. 14	SOUTHERN MISS		SEC-R	W	24	3
Sept. 21	at Rutgers		ESPN	L	24	28
Sept. 28	TEXAS A&M*	NR/10	ESPN2	L	33	45
Oct. 5	at Florida*	NR/18	ESPN2	L	10	30
Oct. 12	SOUTH CAROLINA (HC)*	NR/14	SEC-R	L	7	52
Oct. 19	at Alabama*	NR/1	ESPN	L	0	52
Nov. 2	AUBURN*	NR/8	ESPN2	L	17	35
Nov. 9	at Ole Miss**		SEC-R	L	24	34
Nov. 23	MISSISSIPPI STATE**		SEC-R	L (OT)	17	24
Nov. 29	at LSU*	NR/15	CBS	L	27	31

* Southeastern Conference game

+ Little Rock, Ark.

& Ole Miss later vacated win due to NCAA Committee on Infractions penalty

2014 • (7-6, 2-6 SEC - 7th/West)

Captains: Brandon Allen, Brey Cook, Trey Flowers, Alan Turner

DATE	OPPONENT	UA/OPP RK	TV	W L T	UA	OPP
Aug. 30	at Auburn*	NR/6	SECN	L	21	45
Sept. 6	NICHOLLS		SECN-AIT	W	73	7
Sept. 13	at Texas Tech		ABC	W	49	28
Sept. 20	NORTHERN ILLINOIS		ESPN	W	52	14
Sept. 27	vs. Texas A&M**	NR/6	CBS	L (OT)	28	35
Oct. 11	ALABAMA*	NR/7	ESPN2	L	13	14
Oct. 18	GEORGIA**	NR/10	SECN	L	32	45
Oct. 25	UAB (HC)		SECN	W	45	17
Nov. 1	at Mississippi State*	NR/1	ESPN2	L	10	17
Nov. 15	LSU*	NR/20	ESPN2	W	17	0
Nov. 22	OLE MISS*	NR/8	CBS	W	30	0
Nov. 28	at Missouri*	NR/17	CBS	L	14	21
Dec. 29	vs. Texas*		ESPN	W	31	7

* Southeastern Conference game

+ Little Rock, Ark.

* Arlington, Texas

> 2014 AdvoCare V100 Texas Bowl (Houston, Texas)

SEASON-BY-SEASON RESULTS

2015 • (8-5, 5-3 SEC - 3rd/West)

Captains: Brandon Allen, Jonathan Williams, Brooks Ellis, JaMichael Winston

DATE	OPPONENT	UA/OPP RK	TV	W L T	UA	OPP
Sept. 5	UTEP	18/NR	ESPN	W	48	13
Sept. 12	TOLEDO*	18/NR	SECN-AIT	L	12	16
Sept. 19	TEXAS TECH		ESPN2	L	24	35
Sept. 26	vs. Texas A&M**	NR/14	ESPN	L (OT)	21	28
Oct. 3	at Tennessee*		ESPN2	W	24	20
Oct. 10	at Alabama*	NR/8	ESPN	L	14	27
Oct. 24	AUBURN*		SECN	W (4 OT)	54	46
Oct. 31	UT MARTIN (HC)		SECN	W	63	28
Nov. 7	at Ole Miss*	NR/19	CBS	W (OT)	53	52
Nov. 14	at LSU*	NR/9	ESPN	W	31	14
Nov. 21	MISSISSIPPI STATE*		ESPN	L	50	51
Nov. 27	MISSOURI*		CBS	W	28	3
Jan. 2	vs. Kansas State*		ESPN	W	45	23

* Southeastern Conference game

* Little Rock, Ark.

* Arlington, Texas

> 2016 Autozone Liberty Bowl (Memphis, Tenn.)

2016 • (7-6, 3-5 SEC - T-5th/West)

Captains: Brooks Ellis, Dan Skipper, Kody Walker, Deatrich Wise Jr.

DATE	OPPONENT	UA/OPP RK	TV	W L T	UA	OPP
Sept. 3	LOUISIANA TECH		SECN	W	21	20
Sept. 10	at TCU	NR/15	ESPN	W (2 OT)	41	38
Sept. 17	TEXAS STATE	24/NR	SECN-AIT	W	42	3
Sept. 24	vs. Texas A&M**	17/10	ESPN	L	24	45
Oct. 1	ALCORN STATE*	20/NR	SECN-AIT	W	52	10
Oct. 8	ALABAMA*	16/1	ESPN	L	30	49
Oct. 15	OLE MISS* (HC)	22/12	ESPN	W	34	30
Oct. 22	at Auburn*	17/21	ESPN	L	3	56
Nov. 5	FLORIDA*	NR/10	CBS	W	31	10
Nov. 12	LSU*	NR/19	ESPN	L	10	38
Nov. 19	at Mississippi State*		ESPNU	W	58	42
Nov. 25	at Missouri*		CBS	L	24	28
Dec. 29	vs. Virginia Tech*	NR/18	ESPN	L	24	35

* Southeastern Conference game

* Little Rock, Ark.

* Arlington, Texas

> 2016 Belk Bowl (Charlotte, N.C.)

2017 • (4-8, 1-7 SEC - 7th/West)

Captains: Austin Allen, Frank Ragnow, Santos Ramirez, Kevin Richardson II

DATE	OPPONENT	UA/OPP RK	TV	W L T	UA	OPP
Aug. 31	FLORIDA A&M*		SECN	W	49	7
Sept. 9	TCU	NR/23	CBS	L	7	28
Sept. 23	vs. Texas A&M**		ESPN	L (OT)	43	50
Sept. 30	NEW MEXICO STATE		SECN	W	42	24
Oct. 7	at South Carolina*		SECN	L	22	48
Oct. 14	at Alabama*	NR/1	ESPN	L	9	41
Oct. 21	AUBURN*	NR/21	SECN	L	20	52
Oct. 28	at Ole Miss*		SECN	W	38	37
Nov. 4	COASTAL CAROLINA (HC)		SECN-AIT	W	39	38
Nov. 11	at LSU*	NR/24	ESPN	L	10	33
Nov. 18	MISSISSIPPI STATE*	NR/17	CBS	L	21	28
Nov. 24	MISSOURI*		CBS	L	45	48

* Southeastern Conference game

* Little Rock, Ark.

* Arlington, Texas



CHAD MORRIS

2 seasons | 2018-19
4-18

Chad Morris was named the 33rd head football in University of Arkansas history on Dec. 6, 2017. Under Morris' fast-paced, no-huddle spread attack from 2010-14, Clemson shattered 127 offensive records (89 individual 38 team). During his three seasons at SMU (2015-17), Morris turned a 1-11 program before he took over to the program's first bowl bid since 2012 in 2017.

2018 • (2-10, 0-8 SEC - 7th/West)

Captains: Hjalte Froholdt, Dre Greenlaw, De'Jon Harris, Santos Ramirez

DATE	OPPONENT	UA/OPP RK	TV	W L T	UA	OPP
Sept. 1	EASTERN ILLINOIS		SECN	W	55	20
Sept. 8	at Colorado State		CBSN	L	27	34
Sept. 15	NORTH TEXAS		SECN-AIT	L	17	44
Sept. 22	at Auburn*	NR/9	SECN	L	3	34
Sept. 29	vs. Texas A&M**		ESPN	L	17	24
Oct. 6	ALABAMA*	NR/1	ESPN	L	31	65
Oct. 13	OLE MISS*		SECN	L	33	37
Oct. 20	TULSA (HC)		SECN	W	23	0
Oct. 27	VANDERBILT*		SECN	L	31	45
Nov. 10	LSU*	NR/9	SECN	L	17	24
Nov. 17	at Mississippi State*	NR/25	ESPN	L	6	52
Nov. 23	at Missouri*		CBS	L	0	38

* Southeastern Conference game

* Little Rock, Ark.

* Arlington, Texas

2019 • (2-10, 0-8 SEC - 7th/West)

Captains: McTelvin Agim, De'Jon Harris, T.J. Smith

DATE	OPPONENT	UA/OPP RK	TV	W L T	UA	OPP
Aug. 31	PORTLAND STATE		SECN	W	20	13
Sept. 7	at Ole Miss*		SECN	L	17	31
Sept. 14	COLORADO STATE		SECN	W	55	34
Sept. 21	SAN JOSE STATE		SECN	L	24	31
Sept. 28	vs. Texas A&M**	NR/23	ESPN	L	27	31
Oct. 12	at Kentucky*		SECN	L	20	24
Oct. 19	AUBURN*	NR/11	SECN	L	10	51
Oct. 26	at Alabama*	NR/1	ESPN	L	7	48
Nov. 2	MISSISSIPPI STATE*		SECN	L	24	54
Nov. 9	WESTERN KENTUCKY		SECN	L	19	45
Nov. 23	at LSU**	NR/1	ESPN	L	20	56
Nov. 29	MISSOURI**&		CBS	L	14	24

* Southeastern Conference game

* Little Rock, Ark.

* Arlington, Texas

& Barry Lunney Jr. served as interim head coach



SAM PITTMAN

4 seasons | 2020-present
23-25

On Dec. 9, 2019, Sam Pittman was introduced as the 34th head coach in program history. Pittman has restored the pride in the program quickly, leading the Razorbacks back to a bowl game in 2021 and winning the most games in a decade. His second team also made history, winning four trophies for the first time in school history, claiming the Southwest Classic, Golden Boot, Battle Line Rivalry and Outback Bowl.

2020 • (3-7, 3-7 SEC - 5th/West)

Captains: Rakeem Boyd, Myron Cunningham, Felipe Franks, Grant Morgan, Jonathan Marshall

DATE	OPPONENT	UA/OPP RK	TV	W L T	UA	OPP
Sept. 26	GEORGIA*	NR/4	SECN	L	10	37
Oct. 3	at Mississippi State*	NR/16	SECN-AIT	W	21	14
Oct. 10	at Auburn*	NR/13	ESPN	L	28	30
Oct. 17	OLE MISS*		SECN	W	33	21
Oct. 31	at Texas A&M*	NR/8	SECN	L	31	42
Nov. 7	TENNESSEE*		SECN	W	24	13
Nov. 14	at Florida*	NR/6	ESPN	L	35	63
Nov. 21	LSU*		SECN	L	24	27
Dec. 5	at Missouri*		SECN	L	48	50
Dec. 12	ALABAMA*	NR/1	ESPN	L	3	52
Dec. 31	vs. TCU-S					

* Southeastern Conference game

> 2020 Mercari Texas Bowl (Houston, Texas)

\$ Canceled

2021 • (9-4, 4-4 SEC - 3rd/West)

21st AP/20th USA Today

Captains: Jalen Catalon, Myron Cunningham, Joe Foucha, KJ Jefferson, Grant Morgan

DATE	OPPONENT	UA/OPP RK	TV	W L T	UA	OPP
Sept. 4	RICE		SECN+	W	38	17
Sept. 11	TEXAS	NR/15	ESPN	W	40	21
Sept. 18	GEORGIA SOUTHERN	20/NR	SECN	W	45	10
Sept. 25	vs. Texas A&M**	16/7	CBS	W	20	10
Oct. 2	at Georgia*	8/2	ESPN	L	0	37
Oct. 9	at Ole Miss*	13/17	ESPN	L	51	52
Oct. 16	AUBURN*	17/NR	CBS	L	23	38
Oct. 23	UAB*		SECN	W	45	3
Nov. 6	MISSISSIPPI STATE*		SECN	W	31	28
Nov. 13	at LSU*		SECN	W (OT)	16	13
Nov. 20	at Alabama*	21/2	CBS	L	35	42
Nov. 26	MISSOURI*	25/NR	CBS	W	34	17
Jan. 1	vs. Penn State*	22/NR	ESPN2	W	24	10

* Southeastern Conference game

> 2022 Outback Bowl (Tampa, Fla.)

* Little Rock, Ark.

* Arlington, Texas

2022 • (7-6, 3-5 SEC - 5th/West)

Captains: Simeon Blair, Jalen Catalon, KJ Jefferson, Bumper Pool, Dalton Wagner

DATE	OPPONENT	UA/OPP RK	TV	W L T	UA	OPP
Sept. 3	CINCINNATI	19/23	ESPN	W	31	24
Sept. 10	SOUTH CAROLINA*	16/RV	ESPN	W	44	30
Sept. 17	MISSOURI STATE	10/-	SECN+	W	38	27
Sept. 24	vs. Texas A&M**	10/23	ESPN	L	21	23
Oct. 1	ALABAMA*	20/2	CBS	L	26	49
Oct. 8	at Mississippi State*	RV/23	SECN	L	17	40
Oct. 15	at BYU	NR/RV	ESPN	W	52	35
Oct. 29	at Auburn*	RV/NR	SECN	W	41	27
Nov. 5	LIBERTY	RV/23	SECN	L	19	21
Nov. 12	LSU*	NR/14	ESPN	L	10	13
Nov. 19	OLE MISS*	NR/14	SECN	W	42	27
Nov. 25	MISSOURI*	RV/NR	CBS	L	27	29
Dec. 28	vs. Kansas*		ESPN	W (3OT)	55	53

* Southeastern Conference game

> 2022 AutoZone Liberty Bowl (Memphis, Tenn.)

* Arlington, Texas

2023 • (4-8, 1-7 SEC - 7th/West)

Captains: Landon Jackson, Trajan Jeffcoat, KJ Jefferson, Brady Latham, Cam Little, Raheim Sanders

DATE	OPPONENT	UA/OPP RK	TV	W L T	UA	OPP
Sept. 2	Western Carolina*	RV/NR	SECN+	W	56	13
Sept. 9	KENT STATE	RV/NR	SECN	W	28	6
Sept. 16	BYU	RV/NR	ESPN2	L	31	38
Sept. 23	at LSU	NR/12	ESPN	L	31	34
Sept. 30	vs. Texas A&M**	NR/RV	SECN	L	22	34
Oct. 7	at Ole Miss*	NR/16	SECN	L	20	27
Oct. 14	at Alabama*	NR/11	ESPN	L	21	24
Oct. 21	MISSISSIPPI STATE*		ESPN	L	3	7
Nov. 4	at Florida*		ESPN2	W (OT)	39	36
Nov. 11	AUBURN*		SECN	L	10	48
Nov. 18	FIU		ESPNU	W	44	20
Nov. 24	MISSOURI*	NR/10	CBS	L	14	48

* Southeastern Conference game

* Arlington, Texas

* Little Rock, Ark.

AGAINST ALL OPPONENTS

ALL-TIME RECORDS

In Season Openers130 (102-24-4 [.800])

On Homecoming.....102 (61-37-4 [.618])

OPPONENT	W	L	T	FIRST MEETING	LAST MEETING
Abilene Christian	1	0	0	1948	1948
Air Force	1	0	0	1975	1975
Alabama	8	26	0	1961*	2023
Alabama-Birmingham	1	0	0	2014	2014
Alcorn State	1	0	0	2016	2016
Arkansas A&M	1	0	0	1944	1944
Arkansas-Pine Bluff	1	0	0	2021	2021
Arizona State	2	0	0	1951	1985*
Auburn	12	20	1	1984*	2023
Austin College	2	0	0	1913	1927
Barksdale Field	1	0	0	1945	1945
Baylor	35	33	2	1904	1991
Boise State	2	0	0	2000	2002
BYU	1	1	0	2022	2023
California	1	0	0	1971	1971
Camp Pike	0	1	0	1918	1918
Centenary	3	1	2	1926	1933*
Central Arkansas	2	0	0	1923	1926
Central Florida	1	0	0	2001	2001
Central Missouri State	1	0	0	1917	1917
Central Oklahoma State	2	0	0	1937	1939
Chattanooga	1	0	0	2007	2007
Chicago	0	0	1	1931	1931
Chillico College	1	1	0	1905	1906
Cincinnati	1	0	0	2022	2022
The Citadel	0	1	0	1992	1992
Coastal Carolina	1	0	0	2017	2017
College of the Ozarks	8	0	0	1927	1935
Colorado State	4	1	0	1974	2019
Dallas Medics	0	1	0	1904	1904
Detroit	2	0	0	1941	1942
Drury College	13	5	2	1896	1923
Duke	0	1	0	1960*	1960*
East Carolina	1	0	0	2009*	2009*
East Central Oklahoma	4	0	0	1929	1941
East Texas State	1	0	0	1948	1948
Eastern Illinois	1	0	0	2018	2018
Eastern Michigan	1	0	0	2009	2009
Fairmont College	2	0	0	1904	1909
Florida	3	10	0	1982*	2023
Florida A&M	1	0	0	2017	2017
Florida International	2	0	0	2007	2023
Fordham	0	1	0	1940	1940
Ft. Scott (Kan.) High	2	2	0	1898	1904
Ft. Smith (Ark.) High	8	0	0	1894	1904
George Washington	0	1	1	1936	1937
Georgia	4	12	0	1968*	2021
Georgia Southern	1	0	0	2021	2021
Georgia Tech	1	1	0	1954*	1959*
Hardin-Simmons	3	0	0	1956	1962
Haskell College	1	0	1	1907	1908

OPPONENT	W	L	T	FIRST MEETING	LAST MEETING
Hawaii	1	0	0	1987	1987
Henderson State	6	0	0	1908	1929
Hendrix College	15	0	2	1911	1933
Houston	12	6	0	1952	1991
Iowa	0	1	0	1925	1925
Iowa State	1	0	0	1973	1973
Jacksonville State	1	0	0	2012	2012
Joplin (Mo.) High	1	0	1	1899	1901
Kansas	1	2	0	1905	2022
Kansas City Medics	1	1	0	1901	1905
Kansas State	2	3	0	1910	2015*
Kent State	1	0	0	2023	2023
Kentucky	3	5	0	1998	2019
Kingfisher College	1	0	0	1902	1902
Liberty	0	1	0	2022	2022
Little Rock (Ark.) High	0	1	0	1901	1901
Louisiana	5	0	0	1991	2013
Louisiana-Monroe	9	1	0	1996	2012
Louisiana Tech	4	0	0	1901	2016
LSU	23	44	2	1901	2023
Memphis	2	3	0	1992	1998
Miami (Fla.)	0	3	0	1987	1991
Michigan	0	1	0	1998*	1998*
Middle Tennessee	1	0	0	1999	1999
Minnesota	0	1	0	2002*	2002*
Mississippi State	18	15	1	1916	2023
Missouri	4	11	0	1906	2023
Missouri State	8	0	0	1911	2022
Missouri-Rolla	15	4	0	1902	1943
Monticello Navy	0	1	0	1943	1943
Navy	2	0	0	1982	1984
Nebraska	1	0	0	1964*	1964*
Neosho (Mo.) High	1	0	0	1902	1902
New Mexico	3	0	0	1983	2011
New Mexico State	6	0	0	1977	2017
Nicholls	1	0	0	2014	2014
Northeastern (Okla.) St.	1	0	0	1924	1924
Norman Navy	0	1	0	1944	1944
North Carolina	0	2	0	1981*	1995*
Northern Illinois	2	0	0	1994	2014
North Texas	9	1	0	1947	2018
Northwestern	1	0	0	1981	1981
Northwestern (La.) St.	3	0	0	1946	1961
Ohio State	0	1	0	2010*	2010*
Oklahoma	4	9	1	1899	2001*
Oklahoma Baptist	2	1	0	1925	1933
Oklahoma Mines	1	0	0	1916	1916
Oklahoma State	30	15	1	1912	1980
Ole Miss	38	29	1	1908	2023
Ouachita College	6	2	1	1897	1923
Pacific	1	0	0	1988	1988

OPPONENT	W	L	T	FIRST MEETING	LAST MEETING
Penn State	1	0	0	2022*	2022*
Phillips College	4	0	1	1920	1925
Pierce City College	1	2	0	1900	1902
Pittsburg (Kan.) State	4	0	0	1908	1936
Portland State	1	0	0	2019	2019
Rhodes College	1	0	0	1928	1928
Rice	36	29	3	1919	2021
Rutgers	0	2	0	2012	2013
Saint Louis	1	2	1	1907	1915
Samford	1	0	0	2013	2013
San Jose State	0	1	0	2019	2019
Santa Clara	0	2	0	1938	1951
South Carolina	14	10	0	1992	2022
South Florida	1	0	0	2002	2002
SE Missouri State	2	0	0	1906	2006
Southern California	1	4	0	1972	2006
Southern Methodist	37	31	5	1920	1999
Southern Miss	1	0	0	2013	2013
Stanford	0	1	0	1970	1970
State College of Missouri	0	2	0	1902	1903
Tahlequah Seminary	1	0	0	1902	1902
Tennessee	6	13	0	1907	2020
Tennessee-Martin	1	0	0	2015	2015
Tennessee Tech	1	0	0	2010	2010
Texas	23	56	0	1894	2021
Texas A&M	42	35	3	1903	2023
TCU	44	24	2	1920	2017
Texas-El Paso	3	0	0	1989	2015
Texas Southwestern	2	0	1	1910	1912
Texas Tech	29	8	0	1957	2015
Texas State	1	0	0	2016	2016
Toledo	0	1	0	2015	2015
Transylvania (Ky.)	0	1	0	1905	1905
Troy	4	0	0	2002	2011
Tulane	3	0	0	1906	1980*
Tulsa	56	14	3	1899	2018
UCLA	0	1	1	1978*	1988*
UNLV	1	1	0	2000*	2001
Utah State	3	0	0	1975	2006
Vanderbilt	7	3	0	1949	2018
Villanova	0	1	0	1939	1939
Virginia Tech	0	1	0	2016*	2016*
Washington (Mo.)	4	1	0	1905	1912
Webb City (Mo.) High	1	0	0	1900	1900
Weber State	1	0	0	2001	2001
Western Carolina	1	0	0	2023	2023
Western Illinois	1	0	0	2008	2008
Western Kentucky	0	1	0	2019	2019
Wichita State	6	0	0	1904	1980
William & Mary	1	2	0	1947*	1949
Wisconsin	0	2	0	1912	2006

*Bowl game

VS. 2024 OPPONENTS

ARKANSAS-PINE BLUFF

Arkansas leads the series 1-0-0

DATE	UA/OPP RANK	SITE	RESULT
Oct. 23, 2021		Little Rock, Ark.	W, 45-3

OKLAHOMA STATE

Arkansas leads the series 30-15-1

DATE	UA/OPP RANK	SITE	RESULT
Oct. 12, 1912		Fayetteville, Ark.	L, 13-7
Oct. 18, 1913		Fayetteville, Ark.	W, 3-0
Oct. 13, 1914		Stillwater, Okla.	L, 46-0
Oct. 16, 1915		Fort Smith, Ark.	W, 14-9
Oct. 22, 1921		Stillwater, Okla.	L, 7-0
Nov. 30, 1922		Fort Smith, Ark.	L, 13-0
Dec. 1, 1923		Fort Smith, Ark.	W, 13-0
Nov. 21, 1924		Stillwater, Okla.	L, 20-0
Nov. 21, 1925		Fayetteville, Ark.	W, 9-7
Nov. 19, 1926		Stillwater, Okla.	W, 24-2
Nov. 12, 1927		Fayetteville, Ark.	W, 33-20
Nov. 28, 1929		Stillwater, Okla.	W, 32-6
Nov. 8, 1930		Fayetteville, Ark.	L, 26-0
Sept. 24, 1938		Fayetteville, Ark.	W, 27-7
Nov. 19, 1943		Fort Smith, Ark.	L, 19-13
Sept. 29, 1944		Oklahoma City, Okla.	L, 19-0
Sept. 29, 1945		Fayetteville, Ark.	L, 19-14
Sept. 28, 1946		Stillwater, Okla.	T, 21-21
Sept. 23, 1950		Little Rock, Ark.	L, 12-7
Sept. 22, 1951		Stillwater, Okla.	W, 42-7
Sept. 20, 1952		Little Rock, Ark.	W, 22-20
Sept. 26, 1953		Little Rock, Ark.	L, 7-6
Sept. 24, 1955	17/NR	Little Rock, Ark.	W, 21-0
Sept. 29, 1956		Little Rock, Ark.	W, 19-7
Sept. 21, 1957		Little Rock, Ark.	W, 12-0
Sept. 26, 1959		Little Rock, Ark.	W, 13-7
Sept. 17, 1960	19/NR	Little Rock, Ark.	W, 9-0
Sept. 22, 1962		Little Rock, Ark.	W, 34-7
Sept. 21, 1963	8/NR	Little Rock, Ark.	W, 21-0
Sept. 19, 1964		Little Rock, Ark.	W, 14-10
Sept. 18, 1965	6/NR	Little Rock, Ark.	W, 28-14
Sept. 17, 1966	5/NR	Little Rock, Ark.	W, 14-10
Sept. 23, 1967		Little Rock, Ark.	L, 7-6
Sept. 21, 1968		Little Rock, Ark.	W, 32-15
Sept. 20, 1969	2/NR	Little Rock, Ark.	W, 39-0
Sept. 19, 1970	11/NR	Little Rock, Ark.	W, 23-7
Sept. 18, 1971	6/NR	Little Rock, Ark.	W, 31-10
Sept. 23, 1972		Little Rock, Ark.	W, 24-23
Sept. 22, 1973		Little Rock, Ark.	L, 38-6
Sept. 21, 1974	10/NR	Little Rock, Ark.	L, 26-7
Sept. 20, 1975	16/NR	Stillwater, Okla.	L, 20-13
Sept. 18, 1976	12/NR	Little Rock, Ark.	W, 16-10
Sept. 17, 1977	NR/15	Little Rock, Ark.	W, 28-6
Sept. 23, 1978	2/NR	Stillwater, Okla.	W, 19-7
Sept. 22, 1979	15/NR	Little Rock, Ark.	W, 27-7
Sept. 20, 1980	17/NR	Little Rock, Ark.	W, 33-20

ALABAMA-BIRMINGHAM

Arkansas leads the series 1-0-0

DATE	UA/OPP RANK	SITE	RESULT
Oct. 25, 2014		Fayetteville, Ark.	W, 45-17

AUBURN

Auburn leads the series 20-12-1

DATE	UA/OPP RANK	SITE	RESULT
Dec. 27, 1984	NR/11	Memphis, Tenn.	L, 21-15
Oct. 31, 1992		Auburn, Ala.	T, 24-24
Oct. 30, 1993		Fayetteville, Ark.	L, 31-21
Oct. 29, 1994	NR/4	Auburn, Ala.	L, 31-14
Oct. 28, 1995	NR/11	Little Rock, Ark.	W, 30-28
Nov. 2, 1996		Auburn, Ala.	L, 28-7
Oct. 25, 1997	NR/11	Fayetteville, Ark.	L, 26-21
Oct. 31, 1998	14/NR	Auburn, Ala.	W, 24-21
Oct. 30, 1999		Fayetteville, Ark.	W, 34-10
Oct. 28, 2000	NR/25	Auburn, Ala.	L, 21-19
Oct. 27, 2001	NR/17	Fayetteville, Ark.	W, 42-17
Oct. 12, 2002	NR/24	Auburn, Ala.	W, 38-17
Oct. 11, 2003	7/NR	Fayetteville, Ark.	L, 10-3
Oct. 16, 2004	NR/4	Auburn, Ala.	L, 38-20
Oct. 15, 2005	NR/21	Fayetteville, Ark.	L, 34-17
Oct. 7, 2006	NR/2	Auburn, Ala.	W, 27-10
Oct. 13, 2007	NR/22	Fayetteville, Ark.	L, 9-7
Oct. 11, 2008	NR/20	Auburn, Ala.	W, 25-22

Oct. 10, 2009	NR/17	Fayetteville, Ark.	W, 44-23
Oct. 16, 2010	12/7	Auburn, Ala.	L, 65-43
Oct. 8, 2011	10/15	Fayetteville, Ark.	W, 38-14
Oct. 6, 2012		Auburn, Ala.	W, 24-7
Nov. 2, 2013	NR/8	Fayetteville, Ark.	L, 35-17
Aug. 30, 2014	NR/6	Auburn, Ala.	L, 45-21
Oct. 24, 2015		Fayetteville, Ark.	W, 54-46 (40T)
Oct. 22, 2016	17/21	Auburn, Ala.	L, 56-3
Oct. 21, 2017	NR/21	Fayetteville, Ark.	L, 52-20
Sept. 22, 2018	NR/7	Auburn, Ala.	L, 34-3
Oct. 19, 2019	NR/11	Fayetteville, Ark.	L, 51-10
Oct. 10, 2020	NR/13	Auburn, Ala.	L, 30-28
Oct. 16, 2021	17/NR	Fayetteville, Ark.	L, 38-23
Oct. 29, 2022		Auburn, Ala.	W, 41-27
Nov. 11, 2023		Fayetteville, Ark.	L, 48-10

TEXAS A&M

Arkansas leads the series 42-35-3

DATE	UA/OPP RANK	SITE	RESULT
Oct. 31, 1903		Arlington, Texas	L, 6-0
Oct. 29, 1910		Fayetteville, Ark.	W, 5-0
Oct. 18, 1912		Dallas, Texas	L, 27-0
Oct. 15, 1927		College Station, Texas	L, 40-6
Oct. 29, 1928		Fayetteville, Ark.	W, 27-12
Oct. 26, 1929		College Station, Texas	W, 14-13
Oct. 25, 1930		Little Rock, Ark.	W, 13-0
Nov. 3, 1934		College Station, Texas	T, 7-7
Nov. 2, 1935		Little Rock, Ark.	W, 14-7
Oct. 31, 1936		College Station, Texas	W, 18-0
Oct. 30, 1937	20/NR	Fayetteville, Ark.	W, 26-13
Oct. 29, 1938		College Station, Texas	L, 13-7
Nov. 4, 1939	NR/5	Fayetteville, Ark.	L, 27-0
Nov. 2, 1940	NR/5	College Station, Texas	L, 17-0
Nov. 1, 1941	NR/5	Little Rock, Ark.	L, 7-0
Oct. 31, 1942		College Station, Texas	L, 41-0
Oct. 30, 1943	NR/19	Fayetteville, Ark.	L, 13-0
Nov. 4, 1944		College Station, Texas	W, 7-6
Nov. 3, 1945		Fayetteville, Ark.	L, 34-0
Nov. 2, 1946		College Station, Texas	W, 7-0
Nov. 1, 1947		Fayetteville, Ark.	T, 21-21
Oct. 30, 1948		College Station, Texas	W, 28-6
Oct. 29, 1949		Fayetteville, Ark.	W, 27-6
Nov. 4, 1950		College Station, Texas	L, 42-13
Nov. 3, 1951	NR/18	Fayetteville, Ark.	W, 33-21
Nov. 1, 1952		College Station, Texas	L, 31-12
Oct. 31, 1953		Little Rock, Ark.	W, 41-14
Oct. 30, 1954	4/NR	College Station, Texas	W, 14-7
Oct. 29, 1955	NR/11	Fayetteville, Ark.	T, 7-7
Nov. 3, 1956		College Station, Texas	L, 27-0
Nov. 2, 1957	11/1	Fayetteville, Ark.	L, 7-6
Nov. 1, 1958		College Station, Texas	W, 21-8
Oct. 31, 1959	17/NR	Fayetteville, Ark.	W, 12-7
Oct. 29, 1960	12/NR	College Station, Texas	W, 7-3
Nov. 4, 1961	22/NR	Fayetteville, Ark.	W, 15-8
Nov. 3, 1962	8/NR	College Station, Texas	W, 17-7
Nov. 2, 1963	11/NR	Little Rock, Ark.	W, 21-7
Oct. 31, 1964	4/NR	College Station, Texas	W, 17-0
Oct. 30, 1965	2/NR	Little Rock, Ark.	W, 31-0
Oct. 29, 1966	9/21	College Station, Texas	W, 34-0
Nov. 4, 1967		Fayetteville, Ark.	L, 33-21
Nov. 2, 1968	17/NR	College Station, Texas	W, 25-22
Nov. 1, 1969	4/NR	Fayetteville, Ark.	W, 35-13
Oct. 31, 1970	8/NR	College Station, Texas	W, 45-6
Oct. 30, 1971	8/NR	Little Rock, Ark.	L, 17-9
Nov. 4, 1972	20/NR	College Station, Texas	L, 10-7
Nov. 3, 1973		Fayetteville, Ark.	W, 14-10
Nov. 2, 1974	NR/8	College Station, Texas	L, 20-10
Dec. 6, 1975	18/2	Little Rock, Ark.	W, 31-6
Oct. 13, 1976	13/16	Little Rock, Ark.	L, 31-10
Nov. 12, 1977	8/11	College Station, Texas	W, 26-20
Nov. 18, 1978	13/NR	Little Rock, Ark.	W, 26-7
Nov. 17, 1979	8/NR	College Station, Texas	W, 22-10
Nov. 15, 1980		Fayetteville, Ark.	W, 27-24
Nov. 14, 1981	16/NR	College Station, Texas	W, 10-7
Nov. 13, 1982	10/NR	Little Rock, Ark.	W, 35-0
Nov. 12, 1983		College Station, Texas	L, 36-23
Nov. 17, 1984		Fayetteville, Ark.	W, 28-0
Nov. 16, 1985	9/NR	College Station, Texas	L, 10-6
Nov. 15, 1986	17/7	Little Rock, Ark.	W, 14-10
Nov. 14, 1987	20/19	College Station, Texas	L, 14-0
Nov. 12, 1988	11/NR	Fayetteville, Ark.	W, 25-20
Nov. 24, 1989	9/14	College Station, Texas	W, 23-22
Nov. 17, 1990		Fayetteville, Ark.	L, 20-16
Nov. 16, 1991	NR/13	College Station, Texas	L, 13-3

Oct. 3, 2009		Arlington, Texas	W, 47-19
Oct. 9, 2010	11/NR	Arlington, Texas	W, 24-17
Oct. 1, 2011	18/14	Arlington, Texas	W, 42-38
Sept. 29, 2012		College Station, Texas	L, 58-10
Sept. 28, 2013	NR/10	Fayetteville, Ark.	L, 45-33
Sept. 27, 2014	NR/6	Arlington, Texas	L, 35-28 (OT)
Sept. 26, 2015	NR/14	Arlington, Texas	L, 28-21 (OT)
Sept. 24, 2016	17/10	Arlington, Texas	L, 45-24
Sept. 23, 2017		Arlington, Texas	L, 50-43 (OT)
Sept. 29, 2018		Arlington, Texas	L, 24-17
Sept. 28, 2019	NR/23	Arlington, Texas	L, 21-27
Oct. 31, 2020	NR/8	College Station, Texas	L, 42-31
Sept. 25, 2021	NR/7	Arlington, Texas	W, 20-10
Sept. 24, 2022	10/23	Arlington, Texas	L, 23-21
Sept. 30, 2023		Arlington, Texas	L, 34-22

TENNESSEE

Tennessee leads the series 13-6-0

DATE	UA/OPP RANK	SITE	RESULT
Nov. 22, 1901		Baton Rouge, La.	L, 15-0
Nov. 18, 1907		Memphis, Tenn.	L, 14-2
Dec. 20, 1971	18/9	Memphis, Tenn.	L, 14-13
Jan. 1, 1990	10/8	Dallas, Texas	L, 31-27
Oct. 10, 1992	NR/4	Knoxville, Tenn.	W, 25-24
Oct. 9, 1993	NR/11	Little Rock, Ark.	L, 28-14
Oct. 8, 1994		Knoxville, Tenn.	L, 38-21
Oct. 7, 1995	18/10	Fayetteville, Ark.	L, 49-31
Nov. 16, 1996	NR/12	Knoxville, Tenn.	L, 55-14
Nov. 15, 1997	NR/5	Little Rock, Ark.	L, 30-22
Nov. 14, 1998	10/1	Knoxville, Tenn.	L, 28-24
Nov. 13, 1999	NR/3	Fayetteville, Ark.	W, 28-24
Nov. 11, 2000		Knoxville, Tenn.	L, 63-20
Sept. 8, 2001	NR/8	Fayetteville, Ark.	L, 13-3
Oct. 5, 2002	NR/10	Knoxville, Tenn.	L, 41-38 (60T)
Nov. 11, 2006	11/13	Fayetteville, Ark.	W, 31-14
Nov. 10, 2007	NR/22	Knoxville, Tenn.	L, 34-13
Nov. 12, 2011	8/NR	Fayetteville, Ark.	W, 49-7
Oct. 3, 2015		Knoxville, Tenn.	W, 24-20
Nov. 7, 2020		Fayetteville, Ark.	W, 24-13

LSU

LSU leads the series 44-23-2

DATE	UA/OPP RANK	SITE	RESULT
Nov. 22, 1901		Baton Rouge, La.	L, 15-0
Nov. 30, 1906		Baton Rouge, La.	T, 6-6
Nov. 9, 1907		Little Rock, Ark.	L, 17-12
Nov. 26, 1908		Little Rock, Ark.	L, 36-4
Nov. 13, 1909		Memphis, Tenn.	W, 16-0
Nov. 24, 1910		Little Rock, Ark.	W, 51-0
Nov. 23, 1911		Little Rock, Ark.	W, 11-0
Nov. 9, 1912		Little Rock, Ark.	L, 7-6
Nov. 8, 1913		Shreveport, La.	L, 12-7
Nov. 7, 1914		Shreveport, La.	W, 20-12
Nov. 6, 1915		Shreveport, La.	L, 13-7
Nov. 4, 1916		Shreveport, La.	L, 17-7
Nov. 3, 1917		Shreveport, La.	W, 14-0
Oct. 25, 1919		Shreveport, La.	L, 20-0
Nov. 6, 1920		Shreveport, La.	L, 3-0
Nov. 5, 1921		Shreveport, La.	L, 10-7
Oct. 28, 1922		Shreveport, La.	W, 40-6
Oct. 27, 1923		Shreveport, La.	W, 26-13
Nov. 1, 1924		Shreveport, La.	W, 10-7
Oct. 31, 1925		Shreveport, La.	W, 12-0
Nov. 6, 1926		Shreveport, La.	L, 14-0
Oct. 29, 1927		Shreveport, La.	W, 28-0
Nov. 3, 1928		Shreveport, La.	W, 7-0
Nov. 2, 1929		Shreveport, La.	W, 32-0
Nov. 1, 1930		Shreveport, La.	L, 27-12
Oct. 24, 1931		Shreveport, La.	L, 13-6
Oct. 22, 1932		Shreveport, La.	L, 14-0
Oct. 21, 1933		Shreveport, La.	L, 20-0
Oct. 20, 1934		Shreveport, La.	L, 16-0
Oct. 19, 1935		Shreveport, La.	L, 13-7
Oct. 24, 1936	NR/13	Shreveport, La.	L, 19-7
Jan. 1, 1947	16/8	Dallas, Texas	T, 0-0
Nov. 21, 1953		Little Rock, Ark.	L, 9-8
Nov. 20, 1954	9/NR	Shreveport, La.	L, 7-6
Nov. 19, 1955		Little Rock, Ark.	L, 13-7
Nov. 24, 1956		Shreveport, La.	L, 21-7
Jan. 1, 1966	2/NR	Dallas, Texas	L, 14-7
Nov. 27, 1992		Fayetteville, Ark.	W, 30-6
Nov. 27, 1993		Baton Rouge, La.	W, 42-24
Nov. 26, 1994		Little Rock, Ark.	L, 30-12

VS. 2024 OPPONENTS

Nov. 18, 1995	14/NR	Baton Rouge, La.	L, 28-0
Nov. 29, 1996	NR/19	Little Rock, Ark.	L, 17-7
Nov. 28, 1997	NR/17	Baton Rouge, La.	L, 31-21
Nov. 27, 1998	13/NR	Little Rock, Ark.	W, 41-14
Nov. 26, 1999	17/NR	Baton Rouge, La.	L, 35-10
Nov. 24, 2000	NR/24	Little Rock, Ark.	W, 14-3
Nov. 23, 2001	24/NR	Baton Rouge, La.	L, 41-38
Nov. 29, 2002	NR/18	Little Rock, Ark.	W, 21-20
Nov. 28, 2003	NR/3	Baton Rouge, La.	L, 55-24
Nov. 26, 2004	NR/14	Little Rock, Ark.	L, 43-14
Nov. 19, 2005	NR/3	Baton Rouge, La.	L, 19-17
Nov. 24, 2006	5/9	Little Rock, Ark.	L, 36-26
Nov. 23, 2007	NR/1	Baton Rouge, La.	W, 50-48 (3OT)
Nov. 28, 2008		Little Rock, Ark.	W, 31-30
Nov. 28, 2009	NR/17	Baton Rouge, La.	L, 33-30 (OT)
Nov. 27, 2010	12/6	Little Rock, Ark.	W, 31-23
Nov. 25, 2011	3/1	Baton Rouge, La.	L, 41-17
Nov. 23, 2012	NR/8	Fayetteville, Ark.	L, 20-13
Nov. 29, 2013	NR/15	Baton Rouge, La.	L, 31-27
Nov. 15, 2014	NR/20	Fayetteville, Ark.	W, 17-0
Nov. 14, 2015	NR/9	Baton Rouge, La.	W, 31-14
Nov. 12, 2016	25/24	Fayetteville, Ark.	L, 38-10
Nov. 11, 2017	NR/24	Baton Rouge, La.	L, 33-10
Nov. 10, 2018	NR/13	Fayetteville, Ark.	L, 24-17
Nov. 23, 2019	NR/1	Baton Rouge, La.	L, 56-20
Nov. 21, 2020		Fayetteville, Ark.	L, 27-24
Nov. 13, 2021	25/NR	Baton Rouge, La.	W, 16-13 (OT)
Nov. 12, 2022	NR/7	Fayetteville, Ark.	L, 13-10
Sept. 23, 2023	NR/12	Baton Rouge, La.	L, 34-31

MISSISSIPPI STATE

Arkansas leads the series 18-15-1

DATE	UA/OPP RANK	SITE	RESULT
Nov. 25, 1916		Memphis, Tenn.	L, 20-7
Sept. 30, 1939		Memphis, Tenn.	L, 19-0
Nov. 7, 1992	NR/19	Starkville, Miss.	L, 10-3
Nov. 6, 1993		Little Rock, Ark.	T, 13-13
Nov. 5, 1994	NR/24	Starkville, Miss.	L, 17-7
Nov. 4, 1995		Little Rock, Ark.	W, 26-21
Nov. 23, 1996		Starkville, Miss.	W, 16-13 (OT)
Nov. 22, 1997	NR/14	Fayetteville, Ark.	W, 17-7
Nov. 21, 1998	9/NR	Starkville, Miss.	L, 22-21
Nov. 20, 1999	22/12	Little Rock, Ark.	W, 14-9
Nov. 18, 2000	NR/13	Starkville, Miss.	W, 17-10 (OT)
Nov. 17, 2001		Fayetteville, Ark.	W, 24-21
Nov. 23, 2002		Starkville, Miss.	W, 26-19
Nov. 22, 2003		Fayetteville, Ark.	W, 52-6
Nov. 20, 2004		Starkville, Miss.	W, 24-21
Nov. 10, 2005		Little Rock, Ark.	W, 44-10
Nov. 18, 2006	5/NR	Starkville, Miss.	W, 28-14
Nov. 17, 2007		Little Rock, Ark.	W, 45-31
Nov. 22, 2008		Starkville, Miss.	L, 31-28
Nov. 21, 2009		Little Rock, Ark.	W, 42-21
Nov. 20, 2010	13/22	Starkville, Miss.	W, 38-31 (2OT)
Nov. 19, 2011	6/NR	Little Rock, Ark.	W, 44-17
Nov. 17, 2012		Starkville, Miss.	L, 45-14
Nov. 23, 2013		Little Rock, Ark.	L, 24-17
Nov. 1, 2014		Starkville, Miss.	L, 17-10
Nov. 21, 2015		Fayetteville, Ark.	L, 51-50
Nov. 18, 2016		Starkville, Miss.	W, 58-42
Nov. 18, 2017	NR/16	Fayetteville, Ark.	L, 28-21
Nov. 17, 2018	NR/24	Starkville, Miss.	L, 52-6
Nov. 2, 2019		Fayetteville, Ark.	L, 54-24
Oct. 3, 2020	NR/16	Starkville, Miss.	W, 21-14
Nov. 6, 2021	NR/17	Fayetteville, Ark.	W, 31-28
Oct. 8, 2022	NR/23	Starkville, Miss.	L, 40-17
Oct. 21, 2023		Fayetteville, Ark.	L, 7-3

OLE MISS

Arkansas leads the series 38-29-1

DATE	UA/OPP RANK	SITE	RESULT
Oct. 10, 1908		Fayetteville, Ark.	W, 33-0
Nov. 15, 1913		Little Rock, Ark.	L, 21-10
Nov. 14, 1914		Little Rock, Ark.	W, 1-0
Oct. 25, 1924		Little Rock, Ark.	W, 20-0
Oct. 2, 1926		Fayetteville, Ark.	W, 21-6
Sept. 29, 1928		Oxford, Miss.	L, 25-0
Nov. 13, 1937	20/NR	Memphis, Tenn.	W, 32-6
Nov. 16, 1938		Memphis, Tenn.	L, 20-14
Oct. 26, 1940		Memphis, Tenn.	W, 21-20
Nov. 22, 1941		Memphis, Tenn.	L, 18-0
Oct. 24, 1942		Memphis, Tenn.	W, 7-6
Oct. 28, 1944		Memphis, Tenn.	W, 26-18

Oct. 27, 1945		Memphis, Tenn.	W, 19-0
Oct. 26, 1946		Memphis, Tenn.	L, 9-7
Oct. 25, 1947		Memphis, Tenn.	W, 19-14
Oct. 25, 1952		Little Rock, Ark.	L, 34-7
Oct. 24, 1953		Memphis, Tenn.	L, 28-0
Oct. 23, 1954	7/5	Little Rock, Ark.	W, 6-0
Oct. 22, 1955		Oxford, Miss.	L, 17-7
Oct. 27, 1956		Little Rock, Ark.	W, 14-0
Oct. 26, 1957	NR/6	Memphis, Tenn.	W, 12-6
Oct. 25, 1958	NR/6	Little Rock, Ark.	L, 14-12
Oct. 24, 1959	10/4	Memphis, Tenn.	L, 28-0
Oct. 22, 1960	14/2	Little Rock, Ark.	L, 10-7
Sept. 23, 1961	12/9	Jackson, Miss.	L, 16-0
Jan. 1, 1963	6/3	New Orleans, La.	L, 17-13
Jan. 1, 1970	3/13	New Orleans, La.	L, 27-22
Sept. 26, 1981		Jackson, Miss.	W, 27-13
Sept. 25, 1982	9/NR	Little Rock, Ark.	W, 14-12
Sept. 24, 1983		Jackson, Miss.	L, 13-10
Sept. 15, 1984		Little Rock, Ark.	T, 14-14
Sept. 14, 1985	14/NR	Jackson, Miss.	W, 24-19
Sept. 13, 1986	18/NR	Little Rock, Ark.	W, 21-0
Sept. 12, 1987	13/NR	Jackson, Miss.	W, 31-10
Sept. 17, 1988		Little Rock, Ark.	W, 21-13
Sept. 23, 1989	8/NR	Jackson, Miss.	W, 24-17
Sept. 22, 1990	13/NR	Little Rock, Ark.	L, 21-17
Sept. 28, 1991		Jackson, Miss.	L, 14-17
Oct. 17, 1992		Little Rock, Ark.	L, 17-3
Oct. 16, 1993		Jackson, Miss.	L, 19-0
Oct. 15, 1994		Fayetteville, Ark.	W, 31-7
Oct. 14, 1995		Memphis, Tenn.	W, 13-6
Nov. 9, 1996		Fayetteville, Ark.	W, 13-7
Nov. 6, 1997		Oxford, Miss.	L, 19-9
Nov. 7, 1998	11/NR	Fayetteville, Ark.	W, 34-0
Nov. 6, 1999	NR/23	Oxford, Miss.	L, 38-16
Nov. 4, 2000		Fayetteville, Ark.	L, 38-24
Nov. 3, 2001		Oxford, Miss.	W, 58-56 (7OT)
Oct. 26, 2002		Fayetteville, Ark.	W, 48-28
Oct. 25, 2003	21/NR	Oxford, Miss.	L, 19-7
Nov. 13, 2004		Fayetteville, Ark.	W, 35-3
Nov. 12, 2005		Oxford, Miss.	W, 28-17
Oct. 21, 2006	15/NR	Fayetteville, Ark.	W, 38-3
Oct. 20, 2007		Oxford, Miss.	W, 44-8
Oct. 25, 2008		Fayetteville, Ark.	L, 23-21
Oct. 24, 2009		Oxford, Miss.	L, 30-17
Oct. 23, 2010	21/NR	Fayetteville, Ark.	W, 38-24
Oct. 22, 2011	10/NR	Oxford, Miss.	W, 29-24
Oct. 27, 2012		Little Rock, Ark.	L, 30-27^
Nov. 9, 2013		Oxford, Miss.	L, 34-24^
Nov. 22, 2014	NR/8	Fayetteville, Ark.	W, 30-0
Nov. 7, 2015	NR/18	Oxford, Miss.	W, 53-52 (OT)
Oct. 15, 2016	22/12	Fayetteville, Ark.	W, 34-30
Oct. 28, 2017		Oxford, Miss.	W, 38-37
Oct. 13, 2018		Little Rock, Ark.	L, 37-33
Sept. 7, 2019		Oxford, Miss.	L, 31-17
Oct. 17, 2020		Fayetteville, Ark.	W, 33-21
Oct. 9, 2021	13/17	Oxford, Miss.	L, 52-51
Nov. 19, 2022	NR/14	Fayetteville, Ark.	W, 42-27
Oct. 7, 2023	NR/16	Oxford, Miss.	L, 27-20

^ Win vacated due to NCAA Committee on Infractions penalty

TEXAS

Texas leads the series 56-23-0

DATE	UA/OPP RANK	SITE	RESULT
Oct. 30, 1906		Austin, Texas	L, 11-0
Oct. 30, 1907		Fayetteville, Ark.	L, 26-6
Nov. 7, 1908		Austin, Texas	L, 21-0
Oct. 28, 1911		Austin, Texas	L, 12-0
Nov. 28, 1912		Austin, Texas	L, 48-0
Nov. 14, 1916		Austin, Texas	L, 52-0
Nov. 29, 1917		Austin, Texas	L, 20-0
Nov. 8, 1919		Austin, Texas	L, 35-7
Oct. 20, 1928		Austin, Texas	L, 20-7
Oct. 12, 1929		Fayetteville, Ark.	L, 27-0
Nov. 18, 1932		Fayetteville, Ark.	L, 34-0
Nov. 24, 1933		Austin, Texas	W, 20-6
Nov. 23, 1934		Fayetteville, Ark.	L, 19-12
Nov. 22, 1935		Austin, Texas	W, 28-13
Dec. 3, 1936		Little Rock, Ark.	W, 6-0
Oct. 16, 1937		Austin, Texas	W, 21-10
Oct. 15, 1938		Little Rock, Ark.	W, 42-6
Oct. 21, 1939		Austin, Texas	L, 14-13
Oct. 19, 1940	NR/14	Little Rock, Ark.	L, 21-0
Oct. 18, 1941	NR/2	Austin, Texas	L, 48-14
Oct. 17, 1942	NR/20	Little Rock, Ark.	L, 47-6

Oct. 16, 1943		Austin, Texas	L, 34-0
Oct. 21, 1944		Little Rock, Ark.	L, 19-0
Oct. 20, 1945	NR/10	Little Rock, Ark.	L, 34-7
Oct. 19, 1946	14/3	Austin, Texas	L, 20-0
Oct. 18, 1947	NR/3	Memphis, Tenn.	L, 21-6
Oct. 16, 1948		Austin, Texas	L, 14-6
Oct. 15, 1949	NR/16	Little Rock, Ark.	L, 27-14
Oct. 21, 1950	NR/7	Austin, Texas	L, 19-14
Oct. 20, 1951	NR/4	Fayetteville, Ark.	W, 16-14
Oct. 18, 1952		Austin, Texas	L, 44-7
Oct. 17, 1953		Fayetteville, Ark.	L, 16-7
Oct. 16, 1954	12/NR	Austin, Texas	W, 20-7
Oct. 15, 1955		Little Rock, Ark.	W, 27-20
Oct. 20, 1956		Austin, Texas	W, 32-14
Oct. 19, 1957	10/NR	Fayetteville, Ark.	L, 17-0
Oct. 18, 1958	NR/7	Austin, Texas	L, 24-6
Oct. 17, 1959	12/3	Little Rock, Ark.	L, 13-12
Oct. 15, 1960	NR/11	Austin, Texas	W, 24-23
Oct. 21, 1961	10/3	Fayetteville, Ark.	L, 33-7
Oct. 20, 1962	7/1	Austin, Texas	L, 7-3
Oct. 19, 1963	NR/1	Little Rock, Ark.	L, 17-13
Oct. 17, 1964	8/1	Austin, Texas	W, 14-13
Oct. 16, 1965	3/1	Fayetteville, Ark.	W, 27-24
Oct. 15, 1966		Austin, Texas	W, 12-7
Oct. 21, 1967		Little Rock, Ark.	L, 21-12
Oct. 19, 1968	9/17	Austin, Texas	L, 39-29
Dec. 6, 1969	2/1	Fayetteville, Ark.	L, 15-14
Dec. 5, 1970	4/1	Austin, Texas	L, 42-7
Oct. 16, 1971	16/10	Little Rock, Ark.	W, 31-7
Oct. 21, 1972	17/14	Austin, Texas	L, 35-15
Oct. 20, 1973		Fayetteville, Ark.	L, 34-6
Oct. 19, 1974	NR/16	Austin, Texas	L, 38-7
Oct. 18, 1975	20/8	Fayetteville, Ark.	L, 24-18
Dec. 4, 1976		Austin, Texas	L, 29-12
Oct. 15, 1977	8/2	Fayetteville, Ark.	L, 13-9
Oct. 21, 1978	3/8	Austin, Texas	L, 28-21
Oct. 20, 1979	10/2	Little Rock, Ark.	W, 17-14
Sept. 1, 1980	6/10	Austin, Texas	L, 23-17
Oct. 17, 1981	NR/1	Fayetteville, Ark.	W, 42-11
Dec. 4, 1982	6/12	Austin, Texas	L, 33-7
Oct. 15, 1983	NR/2	Little Rock, Ark.	L, 31-3
Oct. 20, 1984	NR/3	Austin, Texas	L, 24-18
Oct. 19, 1985	4/NR	Fayetteville, Ark.	L, 15-13
Oct. 18, 1986	14/NR	Austin, Texas	W, 21-14
Oct. 17, 1987	15/NR	Little Rock, Ark.	L, 16-14
Oct. 15, 1988	17/NR	Austin, Texas	W, 27-24
Oct. 21, 1989	7/NR	Fayetteville, Ark.	L, 24-20
Oct. 20, 1990	NR/19	Austin, Texas	L, 49-17
Oct. 19, 1991		Little Rock, Ark.	W, 14-13
Jan. 1, 2000	24/14	Dallas, Texas	W, 27-0 (OT)
Sept. 13, 2003	NR/6	Austin, Texas	W, 38-28
Sept. 11, 2004	NR/7	Fayetteville, Ark.	L, 22-20
Sept. 27, 2008	NR/7	Austin, Texas	L, 52-10
Dec. 29, 2014		Houston, Texas	W, 31-7
Sept. 11, 2021	NR/15	Fayetteville, Ark.	W, 40-21

LOUISIANA TECH

Arkansas leads the series 4-0-0

DATE	UA/OPP RANK	SITE	RESULT
Nov. 23, 1901		Ruston, La.	W, 16-0
Oct. 12, 1996		Little Rock, Ark.	W, 38-21
Sept. 27, 1997		Little Rock, Ark.	W, 17-13
Sept. 3, 2016		Fayetteville, Ark.	W, 21-20

MISSOURI

Missouri leads the series 11-4-0

DATE	UA/OPP RANK	SITE	RESULT
Nov. 10, 1906		Columbia, Mo.	L, 11-0
Sept. 23, 1944		St. Louis, Mo.	W, 7-6
Sept. 28, 1963	8/NR	Little Rock, Ark.	L, 7-6
Dec. 31, 2003		Shreveport, La.	W, 27-14
Jan. 1, 2008	25/7	Dallas, Texas	L, 38-7
Nov. 28, 2014	NR/17	Columbia, Mo.	L, 21-14
Nov. 27, 2015		Fayetteville, Ark.	W, 28-3
Nov. 25, 2016		Columbia, Mo.	L, 35-24
Nov. 24, 2017		Fayetteville, Ark.	L, 48-45
Nov. 23, 2018		Columbia, Mo.	L, 38-0
Nov. 29, 2019		Little Rock, Ark.	L, 24-14
Dec. 5, 2020		Columbia, Mo.	L, 50-48
Nov. 26, 2021	25/NR	Fayetteville, Ark.	W, 34-17
Nov. 25, 2022		Columbia, Mo.	L, 29-27
Nov. 24, 2023	NR/10	Fayetteville, Ark.	L, 48-14

OVERTIME GAMES

ARKANSAS' NCAA RECORDS SET IN OVERTIME

- Longest games in NCAA history: eight overtimes (Illinois at Penn State, 2021), seven overtimes (Arkansas at Kentucky, 2003; Arkansas at Ole Miss, 2001; North Texas at FIU, 2006; Western Michigan at Buffalo, 2017; and LSU at Texas A&M, 2018)
- Most points scored in overtime: 47, UA at Kentucky, 2003
- Most points scored in overtime (both teams): 86, UA at Kentucky, 2003
- Second-most points scored in an overtime game (both teams): 134, UA at Kentucky, 2003



On one of the most memorable plays in program history, **HUNTER HENRY** helped Arkansas convert a first down on 4th-and-25 in overtime at Ole Miss in 2015. The Razorbacks scored two plays later and won the game with a two-point conversion.

RAZORBACKS IN OVERTIME IN OVERTIME (15-7)

1996	at Mississippi State	W	16-13	OT
2000	at Mississippi State	W	17-10	OT
2001	at Ole Miss	W	58-56	7 OT
2002	at Tennessee	L	41-38	6 OT
2003	at Alabama	W	34-31	2 OT
2003	at Kentucky	W	71-63	7 OT
2006	Alabama	W	24-23	2 OT
2007	at LSU	W	50-48	3 OT
2009	at LSU	L	33-30	OT
2009	vs. East Carolina	W	20-17	OT
2010	at Mississippi State	W	38-31	2 OT
2012	ULM	L	34-31	OT
2013	Mississippi State	L	24-17	OT
2014	Texas A&M	L	35-28	OT
2015	vs. Texas A&M	L	28-21	OT
2015	Auburn	W	54-46	4 OT
2015	at Ole Miss	W	53-52	OT
2016	at TCU	W	41-38	2 OT
2017	Texas A&M	L	50-43	OT
2021	at LSU	W	16-13	OT
2022	vs. Kansas	W	55-53	3 OT
2023	at Florida	W	39-36	OT

ARKANSAS 71, KENTUCKY 63 (7 OT)

NOV. 1, 2003 • LEXINGTON, KY.

	1Q	2Q	3Q	4Q	1OT	2OT	3OT	4OT	5OT	6OT	7OT	TOTAL
ARKANSAS	7	14	0	3	7	7	3	8	6	8	8	71
KENTUCKY	7	0	7	10	7	7	3	8	6	8	0	63

SCORING SUMMARY

1st UA DeCori Birmingham 10 run (Chris Balseiro kick); UK Andrew Hopewell 6 blocked punt return (Taylor Begley kick)
 2nd UA Richard Smith 26 pass from Matt Jones (Balseiro kick); UA Tom Crowder recovered blocked punt in end zone (Balseiro kick)
 3rd UK Alexis Bwenge 51 pass from Jared Lorenzen (Begley kick)
 4th UK Begley 34 field goal; UA Balseiro 37 field goal; UK Chris Benard 13 pass from Lorenzen (Begley kick)
 1st OT UA Mark Pierce 1 run (Balseiro kick); UK Bwenge 2 run (Begley kick)
 2nd OT UK Bwenge 7 run (Begley kick); UA Jason Peters 7 pass from Matt Jones (Balseiro kick)
 3rd OT UA Balseiro 25 field goal; UK Begley 24 field goal
 4th OT UK Lorenzen 1 run (Derek Abney pass from Lorenzen); UA Jones 3 run (Pierce pass from Jones)
 5th OT UA George Wilson 15 pass from Jones (pass failed); UK Lorenzen 2 run (pass failed)
 6th OT UK Lorenzen 1 run (Tommy Cook pass from Lorenzen); UA Pierce 2 run (Wilson pass from Jones)
 7th OT UA Birmingham 25 run (Peters pass from Jones)

	ARKANSAS	KENTUCKY
First Downs	29	29
Rushing	15	13
Passing	14	12
Penalty	0	4
Rushing Attempts-Net Yards	71-334	52-180
Net Yards Passing	271	326
Passing	28-17-0	51-28-1
Total Plays-Total Offense	99-605	103-506
Punts	6-34.3	7-40.0
Fumbles	5-2	2-1
Penalties	12-87	8-60
Possession Time	32:53	27:07
Third-Down Conversions	13-22	10-22
Fourth-Down Conversions	1-1	2-3
Sacks By: Number-Yards	2-13	2-17

INDIVIDUAL STATISTICS

RUSHING: UA - DeCori Birmingham 40-196; Matt Jones 15-112; Cedric Cobbs 9-46; Carlos Ousley 1-9; Mark Pierce 2-3; Steven Harris 1-(-15); Ryan Sorahan 3-(-17). UK - Alexis Bwenge 22-89; Jared Lorenzen 15-39; Draak Davis 5-35; Shane Boyd 4-17; Derek Abney 1-2; Ronald Johnson 1-1; Team 1-0; Keenan Burton 3-(-3).
PASSING: UA - Matt Jones 25-16-0, 260; Ryan Sorahan 3-1-0, 11. UK Jared Lorenzen 49-28-1, 326; Shane Boyd 2-0-0.

RECEIVING: UA - George Wilson 9-172; Richard Smith 5-69; Carlos Ousley 1-12; Jared Hicks 1-11; Jason Peters 1-7. UK Derek Abney 10-91; Chris Bernard 4-82; Tommy Cook 4-39; Draak Davis 4-13; Jeremi Drobney 2-25; Alexis Bwenge 1-51; Glenn Holt 1-17; Keenan Burton 1-7; Shane Boyd 1-1.

ARKANSAS 58, OLE MISS 56 (7 OT)

NOV. 3, 2001 • OXFORD, MISS.

	1Q	2Q	3Q	4Q	1OT	2OT	3OT	4OT	5OT	6OT	7OT	TOTAL
ARKANSAS	0	7	3	7	7	0	6	6	6	8	8	58
OLE MISS	7	0	3	7	7	0	6	6	6	8	6	56

SCORING SUMMARY

1st UM Joe Gunn 1 run (Nichols kick)
 2nd UA Cedric Cobbs 2 run (O'Donohoe kick)
 3rd UA Brennan O'Donohoe 45 field goal; UM Jonathon Nichols 32 field goal
 4th UA Mark Pierce 2 run (O'Donohoe kick); UM Jason Armstead 3 pass from Eli Manning (Nichols kick)
 1st OT UA Cobbs 16 run (O'Donohoe kick); UM Armstead 11 pass from Manning (Nichols kick)
 3rd OT UA Matt Jones 25 run (rush failed); UM Gunn 1 run (pass failed)
 4th OT UM Bill Flowers 21 pass from Manning (pass failed); UA George Wilson 24 pass from Jones (rush failed)
 5th OT UA Jones 8 run (pass failed); UM Doug Zeigler 12 pass from Manning (pass failed)
 6th OT UM Zeigler 15 pass from Manning (Charles Stackhouse run); UA Pierce 2 run (Peters pass from Jones)
 7th OT UA Pierce 2 run (Birmingham pass from Jones); UM Armstead 3 pass from Manning (pass failed)

	ARKANSAS	OLE MISS
First Downs	32	28
Rushing	22	10
Passing	10	17
Penalty	0	1
Rushing Attempts-Net Yards	80-370	50-145
Net Yards Passing	161	312
Passing	26-12-1	42-27-0
Total Plays-Total Offense	106-531	92-457
Punts	5-37.6	5-36.2
Fumbles	1-1	1-1
Penalties	4-40	4-16
Possession Time	33:34	26:26
Third-Down Conversions	16-26	7-17
Fourth-Down Conversions	3-3	2-2
Sacks By: Number-Yards	1-3	0-0

INDIVIDUAL STATISTICS

RUSHING: UA - Fred Talley 23-113; Matt Jones 18-110; Cedric Cobbs 22-100; Mark Pierce 11-39; Zak Clark 2-5; DeCori Birmingham 4-3. UM - Joe Gunn 31-102; Robert Williams 5-34; Charles Stackhouse 8-27; Toward Sanford 1-0; Eli Manning 4-(-9).

PASSING: UA - Zak Clark 9-20-1, 100; Matt Jones 3-6-0, 61. UM - Eli Manning 27-42-0, 312.

RECEIVING: UA - George Wilson 8-105; Mark Pierce 2-19; Nathan Ball 1-23; Marcellus Poydras 1-0. UM - Bill Flowers 7-97; Doug Zeigler 5-102; Jason Armstead 5-27; Charles Stackhouse 4-40; Chris Collins 3-15; Omar Rayford 2-19; Robert Williams 1-2.

BOWL HISTORY



1934 DIXIE CLASSIC
Jan. 1, 1934
Dallas, Texas
Centenary, T 7-7



1947 COTTON BOWL
Jan. 1, 1947
Dallas, Texas
LSU, T 0-0



1948 DIXIE BOWL
Jan. 1, 1948
Birmingham, Ala.
William & Mary, W, 21-19




1955 COTTON BOWL
Jan. 1, 1955
Dallas, Texas
Georgia Tech, L, 14-6



1960 GATOR BOWL
Jan. 2, 1960
Jacksonville, Fla.
Georgia Tech, W, 14-7




1961 COTTON BOWL
Jan. 1, 1961
Dallas, Texas
Duke, L, 7-6




1962 SUGAR BOWL
Jan. 1, 1962
New Orleans, La.
Alabama, L, 10-3



1963 SUGAR BOWL
Jan. 1, 1963
New Orleans, La.
Ole Miss, L, 17-13



1965 COTTON BOWL
Jan. 1, 1965
Dallas, Texas
Nebraska, W, 10-7



1966 COTTON BOWL
Jan. 1, 1966
Dallas, Texas
LSU, L, 14-7



1969 SUGAR BOWL
Jan. 1, 1969
New Orleans, La.
Georgia, W, 16-2



1970 SUGAR BOWL
Jan. 1, 1970
New Orleans, La.
Ole Miss, L, 27-22



1971 LIBERTY BOWL
Dec. 20, 1971
Memphis, Tenn.
Tennessee, L, 14-13



1976 COTTON BOWL
Jan. 1, 1976
Dallas, Texas
Georgia, W, 31-10



1978 ORANGE BOWL
Jan. 2, 1978
Miami, Fla.
Oklahoma, W, 31-6




1978 FIESTA BOWL
Dec. 25, 1978
Tempe, Ariz.
UCLA, T, 10-10




1980 SUGAR BOWL
Jan. 1, 1980
New Orleans, La.
Alabama, L, 24-9




1980 HALL OF FAME BOWL
Dec. 27, 1980
Birmingham, Ala.
Tulane, W, 34-15



1981 GATOR BOWL
Dec. 28, 1981
Jacksonville, Fla.
North Carolina, L, 31-27




1982 BLUEBONNET BOWL
Dec. 31, 1982
Houston, Texas
Florida, W, 28-24




1984 LIBERTY BOWL
Dec. 27, 1984
Memphis, Tenn.
Auburn, L, 21-15



1985 HOLIDAY BOWL
Dec. 22, 1985
San Diego, Calif.
Arizona State, W, 17-17




1987 ORANGE BOWL
Jan. 1, 1987
Miami, Fla.
Oklahoma, L, 42-8



1987 LIBERTY BOWL
Dec. 29, 1987
Memphis, Tenn.
Georgia, L, 20-17




1989 COTTON BOWL
Jan. 2, 1989
Dallas, Texas
UCLA, L, 17-3



1990 COTTON BOWL
Jan. 1, 1990
Dallas, Texas
Tennessee, L, 31-27



1991 INDEPENDENCE BOWL
Dec. 29, 1991
Shreveport, La.
Georgia, L, 24-15



1995 CARQUEST BOWL
Dec. 30, 1995
Miami, Fla.
North Carolina, L, 20-10



1999 FLORIDA CITRUS BOWL
Jan. 1, 1999
Orlando, Fla.
Michigan, L, 45-31



2000 COTTON BOWL
Jan. 1, 2000
Dallas, Texas
Texas, W, 27-6




2000 LAS VEGAS BOWL
Dec. 21, 2000
Las Vegas, Nev.
UNLV, L, 31-14




2002 COTTON BOWL
Jan. 1, 2002
Dallas, Texas
Oklahoma, L, 10-3



2002 MUSIC CITY BOWL
Dec. 30, 2002
Nashville, Tenn.
Minnesota, L, 29-14




2003 INDEPENDENCE BOWL
Dec. 31, 2003
Shreveport, La.
Missouri, W, 27-14



2007 CAPITAL ONE BOWL
Jan. 1, 2007
Orlando, Fla.
Wisconsin, L, 17-14



2008 COTTON BOWL
Jan. 1, 2008
Dallas, Texas
Missouri, L, 38-7



2010 LIBERTY BOWL
Jan. 2, 2010
Memphis, Tenn.
E. Carolina, W, 20-17 (OT)



2011 SUGAR BOWL
Jan. 4, 2011
New Orleans, La.
Ohio State, L, 31-26^



2012 COTTON BOWL
Jan. 7, 2012
Arlington, Texas
Kansas State, W, 29-16




2014 TEXAS BOWL
Dec. 29, 2014
Houston, Texas
Texas, W, 31-7




2016 LIBERTY BOWL
Jan. 2, 2016
Memphis, Tenn.
Kansas State, W, 45-23



2016 BELK BOWL
Dec. 29, 2016
Charlotte, N.C.
Virginia Tech, L, 35-24



2022 OUTBACK BOWL
Jan. 1, 2022
Tampa, Fla.
Penn State, W, 24-10



2022 LIBERTY BOWL
Dec. 28, 2022
Memphis, Tenn.
Kansas, W, 55-53 (30T)

BOWL RECORDS

INDIVIDUAL

MOST CARRIES	Marius Johnson	North Carolina	1995 Carquest Bowl	29
MOST YARDS GAINED RUSHING	Roland Sales	Oklahoma	1978 Orange Bowl	205
LONGEST RUN FROM SCRIMMAGE	Felix Jones	Wisconsin	2007 Capital One Bowl	76
MOST PASSES ATTEMPTED	Ryan Mallett	Ohio State	2011 Sugar Bowl	47
MOST PASSES COMPLETED	Ryan Mallett	Ohio State	2011 Sugar Bowl	24
MOST YARDS GAINED PASSING	Bill Montgomery	Ole Miss	1970 Sugar Bowl	338
MOST TOUCHDOWN PASSES	K.J. Jefferson	Kansas	2022 Liberty Bowl	2
	Austin Allen	Virginia Tech	2016 Belk Bowl	2
	Brandon Allen	Texas	2014 Texas Bowl	2
	Tyler Wilson	Kansas State	2012 Cotton Bowl	2
	Ryan Mallett	Ohio State	2011 Sugar Bowl	2
	Robby Hampton	UNLV	2000 Las Vegas Bowl	2
	Clint Stoerner	Michigan	1999 Florida Citrus Bowl	2
	Brad Taylor	North Carolina	1981 Gator Bowl	2
	Bill Montgomery	Ole Miss	1970 Sugar Bowl	2
MOST CONSECUTIVE PASSES COMPLETED	Austin Allen	Virginia Tech	2016 Belk Bowl	11
LONGEST PASS COMPLETION	B. Gray-J. Lamb	Ole Miss	1963 Sugar Bowl	68
MOST PASS RECEPTIONS	Chuck Dicus	Georgia	1969 Sugar Bowl	12
MOST YARDS GAINED RECEIVING	Chuck Dicus	Ole Miss	1970 Sugar Bowl	171
	Derek Holloway	North Carolina	1981 Gator Bowl	171
MOST TOUCHDOWN RECEPTIONS	34 players (last: Matt Landers, Ty Washington 2022 Liberty Bowl)			1
MOST PUNTING YARDS	Tom Murphy	Centenary	1934 Dixie Classic	572
MOST PUNTS	Tom Murphy	Centenary	1934 Dixie Classic	13



RYAN MALLET broke the Arkansas bowl record for pass attempts and pass completions and tied the school record for most passing touchdowns in a bowl game at the 2011 Allstate Sugar Bowl against Ohio State.

BEST PUNTING AVERAGE	Allen Meacham	UCLA	1989 Cotton Bowl	49.2 (6 punts, 295 yards)
LONGEST PUNT	Allen Meacham	UCLA	1989 Cotton Bowl	71
MOST INTERCEPTIONS THROWN	Austin Allen	Virginia Tech	2016 Belk Bowl	3
MOST INTERCEPTIONS	Louis Campbell	Tennessee	1971 Liberty Bowl	3
MOST INTERCEPTION RETURN YARDS	Mel McGaha	William & Mary	1948 Dixie Bowl	70
LONGEST INTERCEPTION RETURN	Mel McGaha	William & Mary	1948 Dixie Bowl	70
MOST ALL-PURPOSE YARDS	Alex Collins	Kansas State	2016 Liberty Bowl	259
	(25 plays, 185 yards rushing, 74 kick return yards)			
MOST YARDS GAINED TOTAL OFFENSE	K.J. Jefferson	Kansas	2022 Liberty Bowl	407
	(81 plays, 130 yards rushing, 287 yards passing)			
MOST PUNT RETURNS	Reggie Fish	Wisconsin	2007 Capital One Bowl	5 (15 yards)
MOST PUNT RETURN YARDS	Gary Anderson	Tulane	1980 Hall of Fame Bowl	80
LONGEST PUNT RETURN	Gary Anderson	Tulane	1980 Hall of Fame Bowl	80
MOST KICKOFF RETURNS	Felix Jones	Missouri	2008 Cotton Bowl	4
	Dedrick Poole	Minnesota	2002 Music City Bowl	4
	Steven Harris	UNLV	2000 Las Vegas Bowl	4
	James Rouse	Georgia	1987 Liberty Bowl	4
	Marshall Foreman	Oklahoma	1987 Orange Bowl	4
	Lance Alworth	Alabama	1962 Sugar Bowl	4
MOST KICKOFF RETURN YARDS	Marshall Foreman	Oklahoma	1987 Orange Bowl	92
LONGEST KICKOFF RETURN	Alex Collins	Kansas State	2016 Liberty Bowl	68
MOST POINTS SCORED	Alex Collins	Kansas State	2016 Liberty Bowl	18 (3 TDs)
MOST TOUCHDOWNS SCORED	Alex Collins	Kansas State	2016 Liberty Bowl	3
MOST FIELD GOALS	Chris Balseiro	Missouri	2003 Independence Bowl	4
MOST FIELD GOAL ATTEMPTS	Bob White	Georgia	1969 Sugar Bowl	5
MOST PATS	Cam Little	Kansas	2022 Liberty Bowl	6
	Cole Hedlund	Kansas State	2016 Liberty Bowl	6
MOST PAT ATTEMPTS	Cam Little	Kansas	2022 Liberty Bowl	6
	Cole Hedlund	Kansas State	2016 Liberty Bowl	6
LONGEST SCORING RUN	Felix Jones	Wisconsin	2007 Capital One Bowl	76
LONGEST SCORING PASS	B. Taylor-D. Holloway	North Carolina	1981 Gator Bowl	66
LONGEST FIELD GOAL	Kendall Trainor	UCLA	1989 Cotton Bowl	49
LONGEST SCORING INTERCEPTION RETURN	Mel McGaha	William & Mary	1948 Dixie Bowl	70
LONGEST SCORING PUNT RETURN	Gary Anderson	Tulane	1980 Hall of Fame Bowl	80

TEAM

MOST FIRST DOWNS	Tennessee	1990 Cotton Bowl	31
MOST FIRST DOWNS RUSHING	Florida	1982 Bluebonnet Bowl	22
MOST FIRST DOWNS PASSING	Kansas State	2016 Liberty Bowl	14
	Ohio State	2011 Sugar Bowl	14
MOST FIRST DOWNS PENALTY	Georgia	1991 Independence Bowl	5
MOST YARDS RUSHING	Kansas	2022 Liberty Bowl	394
MOST CARRIES	Tennessee	1990 Cotton Bowl	72
MOST YARDS PASSING	Ole Miss	1970 Sugar Bowl	338
MOST ATTEMPTS PASSING	Ohio State	2011 Sugar Bowl	47
MOST COMPLETIONS	Ohio State	2011 Sugar Bowl	24
MOST PASSES HAD INTERCEPTED	Oklahoma	1987 Orange Bowl	5
	Georgia	1991 Independence Bowl	5
MOST TOUCHDOWN PASSES	Kansas	2022 Liberty Bowl	2
	Virginia Tech	2016 Belk Bowl	2
	Texas	2014 Texas Bowl	2
	Kansas State	2012 Cotton Bowl	2
	Ohio State	2011 Sugar Bowl	2
	Minnesota	2002 Music City Bowl	2
	UNLV	2000 Las Vegas Bowl	2
	Michigan	1999 Citrus Bowl	2
	North Carolina	1981 Gator Bowl	2
	Ole Miss	1970 Sugar Bowl	2
MOST YARDS TOTAL OFFENSE	Kansas	2022 Liberty Bowl	681
MOST PLAYS TOTAL OFFENSE	Tennessee	1990 Cotton Bowl	94
MOST PENALTIES	Virginia Tech	2016 Belk Bowl	12 (75 yards)
	Wisconsin	2007 Capital One Bowl	12 (123 yards)
MOST YARDS PENALIZED	Wisconsin	2007 Capital One Bowl	123 (12 penalties)
FEWEST PENALTIES	Tulane	1980 Hall of Fame Bowl	1
	Alabama	1980 Sugar Bowl	1
	LSU	1947 Cotton Bowl	1
FEWEST YARDS PENALIZED	LSU	1947 Cotton Bowl	5
MOST FUMBLES	Georgia	1976 Cotton Bowl	6
MOST FUMBLES LOST	Missouri	2008 Cotton Bowl	4
MOST INTERCEPTIONS	Tennessee	1971 Liberty Bowl	3
	Georgia	1969 Sugar Bowl	3
MOST INTERCEPTION RETURN YARDS	William & Mary	1948 Dixie Bowl	70
MOST PUNT RETURNS	Texas	2000 Cotton Bowl	6
MOST PUNT RETURN YARDS	Tulane	1980 Hall of Fame Bowl	80
MOST KICKOFF RETURNS	Missouri	2008 Cotton Bowl	7
	Minnesota	2002 Music City Bowl	7
MOST KICKOFF RETURN YARDS	Missouri	2008 Cotton Bowl	168
MOST POINTS SCORED	Kansas	2022 Liberty Bowl	55
FEWEST POINTS SCORED	LSU	1947 Cotton Bowl	0
MOST POINTS ALLOWED	Kansas	2022 Liberty Bowl	53
FEWEST POINTS ALLOWED	LSU	1947 Cotton Bowl	0

BOWL RECORDS

INDIVIDUAL (OPPONENT)

MOST CARRIES	Dominique Lindsay	East Carolina	2010 Liberty Bowl	33
MOST YARDS GAINED RUSHING	Tony Temple	Missouri	2008 Cotton Bowl	281
MOST PASSES ATTEMPTED	Jalon Daniels	Kansas	2022 Liberty Bowl	55
MOST PASSES COMPLETED	Jalon Daniels	Kansas	2022 Liberty Bowl	37
MOST YARDS GAINED PASSING	Jalon Daniels	Kansas	2022 Liberty Bowl	544
MOST TOUCHDOWN PASSES	Jalon Daniels	Kansas	2022 Liberty Bowl	5
MOST PASS RECEPTIONS	Luke Grimm	Kansas	2022 Liberty Bowl	10
MOST YARDS GAINED RECEIVING	Luke Grimm	Kansas	2022 Liberty Bowl	167
MOST TOUCHDOWN RECEPTIONS	Dwayne Dixon	Florida	1982 Bluebonnet Bowl	3
MOST PUNTS	Spike Jones	Georgia	1969 Sugar Bowl	10
MOST PUNTING YARDS	Spike Jones	Georgia	1969 Sugar Bowl	386
MOST INTERCEPTIONS	Pat Pinkney	East Carolina	2010 Liberty Bowl	2
	John Stocco	Wisconsin	2007 Capital One Bowl	2
	Michael Lehan	Minnesota	2002 Music City Bowl	2
	Sonny Brown	Oklahoma	1987 Orange Bowl	2
	George Wilson	Alabama	1962 Sugar Bowl	2
MOST INTERCEPTION YARDS RETURNED	Ian Gold	Michigan	1999 Citrus Bowl	46
MOST ALL-PURPOSE YARDS	Tony Temple	Missouri	2008 Cotton Bowl	281
MOST YARDS GAINED TOTAL OFFENSE	Jalon Daniels	Kansas	2022 Liberty Bowl	565
MOST PUNT RETURNS	Curtis Fagan	Oklahoma	2002 Cotton Bowl	7
MOST PUNT RETURN YARDS	Troy Mason	UNLV	2000 Las Vegas Bowl	51
MOST POINTS SCORED	Tony Temple	Missouri	2008 Cotton Bowl	24
MOST TOUCHDOWNS SCORED	Tony Temple	Missouri	2008 Cotton Bowl	4
MOST FIELD GOALS MADE	Dan Nystrom	Minnesota	2002 Music City Bowl	5
LONGEST FIELD GOAL	Taylor Mehlhaff	Wisconsin	2007 Capital One Bowl	52
	Cloyce Hinton	Ole Miss	1970 Sugar Bowl	52
LONGEST RUN FROM SCRIMMAGE	Chuck Webb	Tennessee	1990 Cotton Bowl	78
LONGEST SCORING RUN	Chuck Webb	Tennessee	1990 Cotton Bowl	78
LONGEST PASS COMPLETION	A. Kelly-A. Morgan	Tennessee	1990 Cotton Bowl	84
LONGEST SCORING PASS	A. Kelly-A. Morgan	Tennessee	1990 Cotton Bowl	84
LONGEST INTERCEPTION RETURN	Eddie Brown	Tennessee	1971 Liberty Bowl	47

TEAM (OPPONENT)

MOST RUSHING ATTEMPTS	North Carolina	1981 Gator Bowl	65
MOST NET YARDS RUSHING	Missouri	2008 Cotton Bowl	323
MOST PASSES COMPLETED	Kansas	2022 Liberty Bowl	37
MOST YARDS PASSING	Kansas	2022 Liberty Bowl	544
MOST TOTAL OFFENSE YARDS	Kansas	2022 Liberty Bowl	603
MOST PUNTS	Centenary	1934 Dixie Classic	13
MOST POINTS	Kansas	2022 Liberty Bowl	53
MOST FIELD GOALS MADE	Minnesota	2002 Music City Bowl	5
FEWEST FIRST DOWNS	Texas	2014 Texas Bowl	7
FEWEST FIRST DOWNS RUSHING	Texas	2014 Texas Bowl	1
	Wisconsin	2007 Capital One Bowl	1
FEWEST FIRST DOWNS PASSING	Alabama	1962 Sugar Bowl	0
MOST FUMBLES	Georgia	1969 Sugar Bowl	7
MOST FUMBLES LOST	Georgia	1969 Sugar Bowl	5
MOST PENALTIES	UNLV	2000 Las Vegas Bowl	12
	Michigan	1999 Citrus Bowl	12
MOST PENALTY YARDS	UNLV	2000 Las Vegas Bowl	119
FEWEST RUSHING ATTEMPTS	Kansas State	2016 Liberty Bowl	22
FEWEST NET YARDS RUSHING	Texas	2000 Cotton Bowl	-27
MOST YARDS LOST	Georgia	1969 Sugar Bowl	96
FEWEST PASSES COMPLETED	Oklahoma	1987 Orange Bowl	2
FEWEST TOTAL OFFENSE PLAYS	Kansas State	2016 Liberty Bowl	47
FEWEST TOTAL OFFENSE YARDS	Nebraska	1965 Cotton Bowl	168
FEWEST PASSES ATTEMPTED	Oklahoma	1987 Orange Bowl	5
FEWEST YARDS PASSING	Alabama	1962 Sugar Bowl	20



ALEX COLLINS set Arkansas bowl records for most all-purpose yards, longest kickoff return, most points scored and most touchdowns in the Razorbacks' 45-23 win over Kansas State in the 2016 AutoZone Liberty Bowl.

PRO HOGS IN THE NFL DRAFT

NFL DRAFT QUICK FACTS

- At least one player drafted in 29 straight drafts.
- Multiple picks in 13 of last 14 Drafts.
- Treyton Burks became the 24th Razorback to be selected in the first round when he was tabbed 18th overall by Tennessee in 2022.

2024	TEAM	POS	RD	PICK
Cam Little	Jacksonville	K	6	212
Beaux Limmer	Los Angeles Rams	OL	6	217

2023	TEAM	POS	RD	PICK
Drew Sanders	Denver	LB	3	67
Ricky Stromberg	Washington	OL	3	97

2022	TEAM	POS	RD	PICK
Treyton Burks	Tennessee	WR	1	18
John Ridgeway	Dallas	DT	5	178
Montaric Brown	Jacksonville	CB	7	222

2021	TEAM	POS	RD	PICK
Jonathan Marshall	New York Jets	DL	6	207

2020	TEAM	POS	RD	PICK
McTelvin Agim	Denver	DL	3	95
Kamren Curl	Washington	DB	7	216

2019	TEAM	POS	RD	PICK
Hjalte Froholdt	New England	G	4	118
Dre Greenlaw	San Francisco	LB	5	148
Armon Watts	Minnesota	DT	6	190

2018	TEAM	POS	RD	PICK
Frank Ragnow	Detroit	C	1	20
David Williams	Denver	RB	7	226

2017	TEAM	POS	RD	PICK
Deatrich Wise Jr.	New England	DE	4	131
Jeremy Sprinkle	Washington	TE	5	154
Jeremiah Ledbetter	Detroit	DE	6	205

2016	TEAM	POS	RD	PICK
Hunter Henry	San Diego	TE	2	35
Jonathan Williams	Buffalo	RB	5	156
Alex Collins	Seattle	RB	5	171
Sebastian Tretola	Tennessee	G	6	193
Brandon Allen	Jacksonville	QB	6	201

2015	TEAM	POS	RD	PICK
Trey Flowers	New England	DE	4	101
Martrell Spaight	Washington	LB	5	141
Tevin Mitchel	Washington	CB	6	182
Darius Philon	San Diego	DT	6	192
AJ Derby	New England	TE	6	202



DREW SANDERS became the highest drafted Arkansas linebacker in over 20 years and the highest selected Arkansas defender in 16 years when he was selected in the third round by the Denver Broncos in 2023.

2014	TEAM	POS	RD	PICK
Travis Swanson	Detroit	C	3	76
Chris Smith	Jacksonville	DE	5	159
Kiero Small	Seattle	FB	7	227
Zach Hocker	Washington	K	7	228

2013	TEAM	POS	RD	PICK
Knile Davis	Kansas City	RB	3	96
Tyler Wilson	Oakland	QB	4	112
Cobi Hamilton	Cincinnati	WR	6	197
Chris Gragg	Buffalo	TE	7	222

2012	TEAM	POS	RD	PICK
Jake Bequette	New England	DE	3	90
Joe Adams	Carolina	WR	4	104
Jarius Wright	Minnesota	WR	4	118
Greg Childs	Minnesota	WR	4	134

2011	TEAM	POS	RD	PICK
Ryan Mallett	New England	QB	3	74
D.J. Williams	Green Bay	TE	5	141
DeMarcus Love	Minnesota	T	6	168

2010	TEAM	POS	RD	PICK
Mitch Petrus	New York Giants	G	5	147

2009	TEAM	POS	RD	PICK
Jonathan Luigs	Cincinnati	C	4	106

2008	TEAM	POS	RD	PICK
Darren McFadden	Oakland	RB	1	4
Felix Jones	Dallas	RB	1	22
Marcus Harrison	Chicago Bears	DT	3	90
Nate Garner	New York Jets	T	7	211
Peyton Hillis	Denver	FB	7	227
Marcus Monk	Chicago Bears	WR	7	248

2007	TEAM	POS	RD	PICK
Jamaal Anderson	Atlanta	DE	1	8
Chris Houston	Atlanta	DB	2	41
Tony Ugoh	Indianapolis	T	2	42
Keith Jackson Jr.	St. Louis Rams	DT	7	248

2006	TEAM	POS	RD	PICK
Vickiel Vaughn	San Francisco	DB	7	254

2005	TEAM	POS	RD	PICK
Matt Jones	Jacksonville	WR	1	21
Jeb Huckeba	Seattle	LB	5	159

2004	TEAM	POS	RD	PICK
Shawn Andrews	Philadelphia	G	1	16
Ahmad Carroll	Green Bay	DB	1	25
Caleb Miller	Cincinnati	LB	3	80
Cedric Cobbs	New England	RB	4	128
Tony Bua	Miami	LB	5	160
Bo Lacy	Pittsburgh	T	6	177

2003	TEAM	POS	RD	PICK
Ken Hamlin	Seattle	DB	2	42

2002	TEAM	POS	RD	PICK
Carlos Hall	Tennessee	DE	7	240

2001	TEAM	POS	RD	PICK
Quinton Caver	Philadelphia	LB	2	55
Randy Garner	Atlanta	DE	6	167

2000	TEAM	POS	RD	PICK
Kenoy Kennedy	Denver	DB	2	45
Bobbie Williams	Philadelphia	G	2	61
David Barrett	Arizona	DB	4	102
Anthony Lucas	Green Bay	WR	4	114
Emanuel Smith	Jacksonville	WR	6	196

1999	TEAM	POS	RD	PICK
Brandon Burlsworth	Indianapolis	G	3	63
Melvin Bradley	Arizona	DE	6	202
Madre Hill	Cleveland Browns	RB	7	207
Ryan Hale	New York Giants	DT	7	225

1998	TEAM	POS	RD	PICK
David Sanders	Oakland	DE	7	235

1997	TEAM	POS	RD	PICK
Anthony Hicks	Green Bay	LB	5	160

PRO HOGS IN THE NFL DRAFT



Selected with the fourth overall pick in the 2008 NFL Draft by the Oakland Raiders, **DARREN McFADDEN** joined Dan Hampton as the highest choice in program history in the draft's modern era (1970-present).

1996

Steve Conley.....Pittsburgh.....LB.....3.....72
Junior Soli.....San Diego.....DT.....5.....155

1994

Henry Ford.....Houston.....DT.....1.....26
Isaac Davis.....San Diego.....G.....2.....43

1993

Raylee Johnson.....San Diego.....DE.....4.....95

1991

Derek Russell.....Denver.....WR.....4.....89

1990

Barry Foster.....Pittsburgh.....RB.....5.....128
James Rouse.....Chicago Bears.....RB.....8.....200
Elbert Crawford.....Los Angeles Rams.....G.....8.....216
Anthony Cooney.....Chicago Bears.....DB.....12.....310

1989

Wayne Martin.....New Orleans.....DE.....1.....19
Steve Atwater.....Denver.....DB.....1.....20
Fred Childress.....Cincinnati.....G.....2.....55
Kerry Owens.....Cincinnati.....LB.....4.....89
Richard Brothers.....Chicago Bears.....DB.....7.....189
Kendall Trainor.....Phoenix.....K.....9.....234
LaSalle Harper.....Chicago Bears.....LB.....9.....243

1987

Greg Horne.....Cincinnati.....P.....5.....139
Theo Young.....Pittsburgh.....TE.....12.....317

1986

Greg Lasker.....New York Giants.....DB.....2.....53
Ravin Caldwell.....Washington.....LB.....5.....113

Bobby Edmonds Jr.Seattle.....WR.....5.....126
Nick Miller.....Cleveland Browns.....LB.....5.....127
Kevin Wyatt.....Miami.....DB.....5.....136

1984

Ron Faurot.....New York Jets.....DE.....1.....15
Keith Kidd.....Minnesota.....WR.....9.....235

1983

Billy Ray Smith Jr.San Diego.....LB.....1.....5
Gary Anderson.....San Diego.....RB.....1.....20
Steve Korte.....New Orleans.....C.....2.....38
Danny Walters.....San Diego.....DB.....4.....95

1982

Jeff Goff.....Washington.....LB.....12.....322

1981

Steve Cox.....Cleveland Browns.....P.....5.....134
Bobby Duckworth.....San Diego.....WR.....6.....162
Kevin Evans.....New Orleans.....DB.....8.....215
Hugh Jernigan.....Detroit.....DB.....9.....238
Trent Bryant.....Baltimore Colts.....DB.....10.....259

1980

Tom Ginn.....Detroit.....C.....5.....120
Mike Massey.....Oakland.....LB.....11.....291
Roland Sales.....Cleveland Browns.....RB.....11.....294
Kevin Scanlon.....Los Angeles Rams.....QB.....12.....332

1979

Dan Hampton.....Chicago Bears.....DT.....1.....4
Jerry Eckwood.....Tampa Bay.....RB.....3.....60
Vaughn Lusby.....Cincinnati.....DB.....4.....91
Ben Cowins.....Philadelphia.....RB.....4.....94
Michael Forrest.....Kansas City.....RB.....12.....305

1978

Steve Little.....St. Louis Cardinals.....K.....1.....15
Leotis Harris.....Green Bay.....G.....6.....144

1977

R. C. Thielemann.....Atlanta.....G.....2.....36
Greg Koch.....Green Bay.....T.....2.....39
Gerald Skinner.....New England.....T.....4.....109
Dennis Winston.....Pittsburgh.....LB.....5.....132
Curtis Townsend.....San Diego.....LB.....10.....265

1976

Ike Forte.....New England.....RB.....2.....35
Mike Kirkland.....Baltimore Colts.....QB.....5.....143
Scott Bull.....San Francisco.....QB.....6.....177
Richard LaFarge.....Philadelphia.....C.....8.....216
Rolland Fuchs.....Pittsburgh.....RB.....11.....319

1975

Rollen Smith.....Cincinnati.....DB.....6.....145
Floyd Hogan.....Cleveland Browns.....DB.....9.....215
Marsh White.....New York Giants.....RB.....12.....287
Brisen Manor.....New York Jets.....DT.....15.....380

1974

Danny Rhodes.....Baltimore Colts.....LB.....6.....140
Jack Ettinger.....Chicago Bears.....WR.....7.....160
Dickey Morton.....Pittsburgh.....RB.....11.....283

1973

Joe Ferguson.....Buffalo.....QB.....3.....57
Dave Reavis.....Pittsburgh.....DE.....5.....106
Tom Reed.....Atlanta.....G.....8.....195
Mike Reppond.....Buffalo.....WR.....9.....215
Don Wunderly.....Pittsburgh.....DT.....10.....258
Mike Griffin.....Chicago Bears.....G.....12.....291
Jim Hodge.....Atlanta.....WR.....17.....428

1972

Bill McClard.....San Diego.....K.....3.....61
Tom Mabry.....New York Giants.....T.....8.....184
Mike Kelson.....New England.....T.....9.....220
Ronnie Jones.....St. Louis Cardinals.....LB.....11.....265

1971

Jerry Moore.....Chicago Bears.....DB.....4.....89
Chuck Dicus.....San Diego.....WR.....7.....169
Bill Burnett.....Baltimore Colts.....RB.....9.....234
Bruce James.....Philadelphia.....LB.....16.....395
Pat Morrison.....Buffalo.....TE.....17.....419

1970

Terry Stewart.....New York Jets.....DB.....6.....150
Jerry Dossey.....Dallas.....G.....8.....205
Bruce Maxwell.....Detroit.....RB.....10.....253
Bob Stankovich.....Kansas City.....G.....10.....260
Rodney Brand.....New York Giants.....C.....14.....350
Cliff Powell.....St. Louis Cardinals.....LB.....17.....423

PRO HOGS IN THE NFL DRAFT

1969

Jim Barnes..... Minnesotà..... G.....5.....121
Webster Hubbell.....Chicago Bears..... G.....8.....197
Gary Adams..... Philadelphia..... DB.....12.....288

1968

Ernie Ruple..... Pittsburgh..... T.....2.....36
Ronnie South..... New Orleans..... QB.....5.....115

1967

Loyd Phillips..... Chicago Bears..... DE.....1.....10
Harry Jones..... Philadelphia..... RB.....1.....19
Martine Bercher..... Atlanta..... DB.....6.....151

1966

James Lindsey..... Minnesota..... RB.....2.....27
Dick Cunningham..... Detroit..... T.....9.....136
Mike Bender..... Atlanta..... G.....10.....141
Bobby Burnett..... Chicago Bears..... RB.....10.....152
Jim Williams..... Minnesota..... DE.....16.....237
Bobby Crockett..... New York Giants..... WR.....19.....282

1965

Glen Ray Hines..... St. Louis Cardinals..... T.....6.....82
Ronnie Caveness..... Los Angeles Rams..... LB.....9.....121

1964

Wes Bryant..... Minnesota..... T.....7.....90
Jerry Lamb..... St. Louis Cardinals..... E.....7.....93
Gordon Quest..... Washington..... QB.....20.....270

1963

Danny Brabham..... St. Louis Cardinals..... LB.....3.....30
Billy Moody..... Los Angeles Rams..... HB.....12.....155
Dave Adams..... Washington..... G.....16.....218
Bill Clay..... St. Louis Cardinals..... E.....20.....269

1962

Lance Alworth..... San Francisco..... WR.....1.....8
John Childress..... Washington..... G.....10.....127
George McKinney..... Philadelphia..... B.....13.....180
Jerry Mazzanti..... Philadelphia..... DE.....16.....223

1961

Paul Dudley..... Green Bay..... B.....4.....54
Jim Collier..... New York Giants..... TE.....7.....95

1959

Charley Sample..... Green Bay..... B.....20.....229
Donnie Stone..... Chicago Bears..... HB.....21.....249

1958

Don Christian..... San Francisco..... B.....21.....251

1957

Billy Ray Smith Sr. Los Angeles Rams..... DT.....3.....26
George Walker..... Cleveland Browns..... B.....3.....28
Ronnie Underwood..... Baltimore Colts..... B.....5.....54

1956

Preston Carpenter..... Cleveland Browns..... E.....1.....13
Henry Moore..... New York Giants..... DB.....2.....19
Buddy Benson..... Pittsburgh..... B.....27.....316
Gerry Nesbitt..... New York Giants..... B.....27.....321
Bill Fuller..... New York Giants..... T.....28.....333

1955

Bud Brooks..... Detroit..... G.....5.....13
A. J. Baker..... Washington..... B.....27.....316

1954

Lamar McHan..... Chicago Cardinals..... QB.....1.....2
Floyd Sagely..... San Francisco..... DB.....6.....71
Tom Garlington..... Chicago Bears..... T.....8.....90
Sammy Dumas..... Chicago Cardinals..... G.....14.....158
Jack Troxell..... Chicago Cardinals..... B.....17.....194
Buster Graves..... Detroit..... T.....19.....229

1953

Lew Carpenter..... Detroit..... HB.....8.....97
John Cole..... Baltimore Colts..... B.....10.....110
Buddy Sutton..... Baltimore Colts..... B.....15.....170

1952

Bob Griffin..... Los Angeles..... LB.....2.....25
Pat Summerall..... Detroit..... E.....4.....45
Dave Hanner..... Green Bay..... DT.....5.....52
Fred Williams..... Chicago Bears..... DT.....5.....56
Billy Jurney..... Chicago Bears..... E.....8.....92
Bill Ward..... New York Yanks..... G.....13.....146
Frank Fischel..... Chicago Cardinals..... E.....20.....232

1951

Jack Richards..... Philadelphia..... E.....8.....93
Louis Schaufele..... Philadelphia..... B.....10.....116
Buddy Brown..... Washington..... G.....26.....221
Buddy Rogers..... Chicago Bears..... B.....26.....312
Fred Williams..... Cleveland Browns..... DT.....26.....315
Marv Stendel..... Philadelphia..... E.....28.....332
Leon Campbell..... Chicago Bears..... FB.....28.....336

1950

Leon Campbell..... Baltimore Colts..... FB.....2.....15
Bill Bass..... Baltimore Colts..... B.....9.....106
John Lunney..... Los Angeles Rams..... G.....12.....155
Billy Hix..... Philadelphia..... E.....14.....183
Alvin Duke..... Washington..... B.....18.....227
Geno Mazzanti..... Baltimore Colts..... HB.....26.....327

1949

John Hoffman..... Chicago Bears..... HB.....5.....49
Ross Pritchard..... Washington..... B.....17.....168
Ed Hamilton..... Los Angeles Rams..... E.....22.....217
Frank Lambright..... Green Bay..... G.....25.....243

1948

Clyde Scott..... Philadelphia..... HB.....1.....8
Jim Minor..... Detroit..... T.....4.....25

Don Richards..... Green Bay..... T.....5.....27
Aubrey Fowler..... Philadelphia..... HB.....18.....162
Floyd Thomas..... Green Bay..... C.....20.....181
Theron Roberts..... New York Giants..... G.....23.....206

1947

Alton Baldwin..... Boston Yanks..... E.....4.....25
Earl Wheeler..... Washington..... C.....15.....128
Herm Lubker..... Green Bay..... E.....26.....241

1946

Mike Schumchyk..... Los Angeles..... E.....9.....80
Alton Baldwin..... Chicago Cardinals..... E.....29.....271

1945

Leon Pense..... Pittsburgh..... DB.....9.....79
Lamar Dinger..... Green Bay..... E.....9.....87
Ben Jones..... Boston Yanks..... E.....11.....102
Jim Young..... New York Giants..... T.....11.....108
Bob Boozer..... New York Giants..... T.....13.....130
Marv Lindsey..... Green Bay..... B.....14.....142
Charley Lively..... Brooklyn..... T.....20.....199
Ray Pipkin..... New York Giants..... B.....29.....306

1944

Virgil Johnson..... Green Bay..... E.....11.....104
David Jones..... Cleveland Rams..... B.....22.....229
Paul Paladino..... Green Bay..... G.....29.....302

1943

Bob Forte..... Green Bay..... B.....11.....98
Jay Lawhorn..... Philadelphia..... T.....23.....212
Harry Wynne..... Pittsburgh..... E.....24.....227
Bob Green..... Brooklyn..... T.....27.....254

1942

Firman Bynum..... Detroit..... T.....16.....145
R. C. Pitts..... Brooklyn..... E.....17.....157

1941

Red Hickey..... Philadelphia..... E.....6.....98
Milt Simington..... Cleveland Rams..... G.....9.....74
Maurice Britt..... Detroit..... E.....13.....115
Johnny Frieberger..... Green Bay..... E.....15.....13

1940

Kay Eakin..... Pittsburgh..... HB.....1.....3
Saul Singer..... Philadelphia..... T.....6.....43
Wilfred Thorpe..... Cleveland Rams..... G.....9.....75
Bolo Perdue..... Washington..... DE.....16.....148

1939

Lloyd Woodell..... New York Giants..... C.....7.....60

1938

Jack Robbins..... Chicago Cardinals..... HB.....1.....5
Jim Benton..... Cleveland Rams..... E.....2.....11
Ray Hamilton..... Cleveland Rams..... E.....6.....41
Dwight Sloan..... Chicago Cardinals..... B.....10.....85

A

B

C

Quinton Caver Philadelphia [2001-02]; Kansas City [2002-04];
Dallas [2005-06]; Hamilton (CFL) [2007]

Tyrone Chatman British Columbia (CFL) [1994-97]

Freddie Childress New England [1991]; Cleveland [1992]; Shreveport (CFL) [1994];
Birmingham (CFL) [1995]; Calgary (CFL) [1997-03]; Saskatchewan (CFL) [2004-06]

Greg Childs Minnesota [2012-14]

Chrys Chukwuma Dallas [2000]; Las Vegas (XFL) [2001]; Tennessee [2001];
Edmonton (CFL) [2002]; Montgomery (AIFA) [2005]; Arkansas (NFL) [2006]

Jessie Clark Green Bay [1983-87]; Detroit [1988]; Phoenix [1988-89]; Minnesota [1989-90]

Thomas Cobb Kansas City [1926]; Cleveland [1927]; Detroit [1928]; Chicago Cardinals [1931]

Cedric Cobbs New England [2004-05]; Denver [2006]; Arkansas (AF2) [2008]

Raymond Cole Milwaukee [1940-41]

James Collier New York Giants [1962]; Washington [1963]

Alex Collins Seattle [2016-17, 2020-21]; Baltimore [2017-19]

Steven Conley Pittsburgh [1996-98]; Indianapolis [1998];
Saskatchewan (CFL) [1999]; Chicago (XFL) [2001]

Brey Cook Washington [2015]

Grant Cook Green Bay [2012]; Minnesota [2012]

Anthony Cooney Chicago [1990]; San Antonio (WLAFF) [1991-92]

D.J. Cooper New Orleans; Memphis (XFL) [2001]

Charles Corgan Kansas City [1924-26]; Hartford [1926] ; New York Giants [1927]

Ben Cowins Philadelphia [1979]; Kansas City [1979]; Toronto, (CFL) [1980]

Steve Cox Cleveland [1981-84]; Washington [1985-88]

Reggie Craig Kansas City [1975-76]; Buffalo [1977]; Cleveland [1977]

Elbert Crawford Los Angeles Rams [1990]; New England [1990-91]; Denver [1992]

Milan Creighton Chicago Cardinals [1931-37]

Bobby Crockett Buffalo [1966-69]

Tom Crowder Dallas [2004-06]

Dick Cunningham Detroit [1966]; Buffalo [1967-72]; Philadelphia [1973]; Houston [1973]

De Anthony Curtis Tampa Bay [2012]

Kamren Curl Washington [2020-23]; Los Angeles Rams [2024-pres.]

D

Weston Dacus.....	Kansas City [2008-09]; Florida (UFL) [2010]; Virginia (UFL) [2011]
Kim Dameron.....	Memphis (USFL) [1984]
Joe Dean Davenport.....	San Francisco; Indianapolis [2001-03]
Andrew Davie.....	New York Jets [2009]; Carolina [2009]
Brandon Davis#.....	Cleveland [2002]; Philadelphia [2003]
Curt Davis.....	Atlanta [2001]
Isaac Davis.....	San Diego [1994-97]; New Orleans [1997]; Minnesota [1998]; Oakland [1999]; Memphis (XFL) [2001]

PRO HOGS IN THE NFL

Knile Davis Kansas City [2013-16]; Green Bay [2016]; New York Jets [2016];
Kansas City [2017]; Pittsburgh [2017]; Chicago [2018]
A.J. Derby New England [2015-16]; Denver [2016-17]; Miami [2017-18]; New Orleans [2019]
Ron Dickerson Jr. Kansas City [1993-94]; Scottish (NFL) [1996-97]; London (NFL) [1997]
Chuck Dicus San Diego [1971-72]; Pittsburgh [1973]
Arrian Dixon Kansas City [2005-06]
Ray Dominguez Green Bay [2011]; Carolina [2012]; Dallas [2013]; Orlando (AFL) [2015]
Freddie Douglas Pittsburgh; Tampa Bay [1976]
Bobby Duckworth San Diego [1982-84]; Los Angeles Rams [1985-86]; Philadelphia [1986]
Paul Dudley New York Giants [1962]; Philadelphia [1963];
Calgary (CFL) [1964-65]; Saskatchewan (CFL) [1966]

E
Kay Eakin* New York Giants [1940-41]; Miami (AAFC) [1946]
Jerry Eckwood Tampa Bay [1979-81]
Bobby Joe Edmonds Seattle [1986-88]; Los Angeles Raiders [1989];
Detroit [1989]; Tampa Bay [1995]
Brooks Ellis New England [2017]; Jacksonville [2018]
Anthony Eubanks Dallas [1998]
Jack Ettinger Memphis (WFL) [1974]

F
Ron Fautot New York Jets [1984-85]
Robert Felton Buffalo [2008]; Oakland [2008]
Joe Ferguson Buffalo [1973-84]; Detroit [1985-87]; Tampa Bay [1988-89];
Indianapolis [1990]; San Antonio (CFL) [1995]
Milton Fields Birmingham (USFL) [1984]; Washington [1984]
Trey Flowers New England [2015-18]; Detroit [2019-21]; Miami [2022]
Henry Ford* Houston/Tennessee [1994-2002]; New Orleans [2003]
Ike Forte New England [1976-77]; Washington [1978-80]; New York Giants [1981]
Robert Forte Green Bay [1946-53]
Barry Foster Pittsburgh [1990-94]
Aubrey Fowler Baltimore Colts [1948]
Jerry Franklin Denver [2012]; Carolina [2012]; Dallas [2012]; Chicago [2012-13];
Kansas City [2014]; New Orleans [2014-15]; Detroit [2016]
Feleipe Franks Atlanta [2021-23]
Hjalte Froholdt New England [2019-20]; Houston [2020-21]; Cleveland [2021-22];
Arizona [2022-pres.]

G
Rohan Gaines Los Angeles Rams [2016]
Nate Garner New York Jets [2008]; Miami Dolphins [2008-14]
Randy Garner Atlanta [2001]; Jacksonville [2002]; Rhein Fire (NFL) [2004];
Denver Broncos [2004]
Grant Garrett Green Bay [1998]; Kansas City [1999]; Berlin (NFL) [2000]
Greg Gatson San Diego [2012-13]
Johnny Gibson Jr. Philadelphia [2019]
Tom Ginn Detroit [1980-81]
Jeff Goff Washington [1982]; Edmonton (CFL) [1983]
Brett Goode Jacksonville [2007]; Green Bay [2008-17]
Chris Gragg Buffalo [2013-16]; New York Jets [2017]
Michael Grant Jacksonville [2008]; Kansas City [2008]; Washington [2008-09]
Florida (UFL) [2009]; Cleveland [2009]; Toronto (CFL) [2010]
Oscar Gray Seattle [1996-97]
Dre Greenlaw San Francisco [2019-pres.]
Bob Griffin Los Angeles Rams [1953-57]; Calgary (WIFU) [1959] St. Louis Cardinals [1961]

H
John Haden New York Giants [1936-38]
Ryan Hale New York Giants [1999-2000]
Carlos Hall Tennessee [2002-05]; Kansas City [2005-06]; Denver [2007]
Cobi Hamilton Cincinnati [2013-14, 14-15]; Philadelphia [2014]; Miami [2015];
Carolina [2016]; Pittsburgh [2016]; Houston [2017]; Arizona [2018]; Indianapolis [2018]
Ray Hamilton Detroit [1939]; Philadelphia [1940];
Cleveland/Los Angeles Rams [1938, 44-45; 46-47]
Ken Hamlin Seattle [2003-06]; Dallas [2007-09]; Baltimore [2010]; Indianapolis [2010-11]
Dan Hampton* Chicago [1979-90]
William Hampton Montreal (CFL) [1979-84]
Dave Hanner Green Bay [1952-64]
LaSalle Harper Chicago [1989]; New York Giants [1989]
Chase Harrell San Francisco [2020]
Corey Harris Atlanta
DeJon Harris Green Bay [2020-21]; Washington [2021-23]
Elliott Harris Pittsburgh [2005]; Houston [2006]
Leotis Harris Green Bay [1978-83]
Steven Harris Washington [2005-07]
Wayne Harris Calgary (CFL) [1961-72]
Marcus Harrison Chicago [2008-10]
Keon Hatcher Oakland [2017-18]; Detroit [2018]; Green Bay [2018-19];
Oakland [2018]; New York Jets [2019-20]



As a rookie in 2016, **HUNTER HENRY** led the Chargers with eight touchdown catches – tied for most in the NFL by a tight end and tied for second in the league among rookies.

Ken Hayden Philadelphia [1942]; Washington [1943]
Hunter Henry San Diego/Los Angeles Chargers [2016-20]; New England [2021-pres.]
Chuck Herman Atlanta [1980]
Javonte Herndon San Diego [2014-16]; Dallas [2017]
Howard Hickey Pittsburgh [1941]; Kenosha [1941];
Cleveland/Los Angeles Rams [1941, 45-48]
Anthony Hicks Green Bay [1997]; Jacksonville
Alonzo Highsmith Miami [2013]; Kansas City [2014]; Omaha (FXFL) [2014];
Washington [2015]; Hudson Valley (FXFL) [2015]
Madre Hill Cleveland [1999-2000]; Berlin (NFL) [2001]; San Diego [2001]; Oakland [2002]
Peyton Hillis Denver [2008-09]; Cleveland [2010-11]; Kansas City [2012];
Tampa Bay [2013]; New York Giants [2013-14]
Glen Ray Hines Houston [1966-70]; New Orleans [1971-72]; Pittsburgh [1973];
Houston/Shreveport (WFL) [1974]
Bill Hix Philadelphia [1950]
Gary Hobbs Kansas City
Zach Hocker Washington [2014]; Miami [2015]; New Orleans [2015];
St. Louis [2015]; Cincinnati [2016]; Tampa Bay [2017]
John Hoffman Chicago [1949-56]
Floyd Hogan British Columbia (CFL) [1975]
Cody Hollister New England [2017-18]; Tennessee [2019-23]
Derek Holloway Michigan (USFL) [1983-84]; Oakland (USFL) [1985]; Washington [1986];
Tampa Bay [1987]; Calgary (CFL) [1991]; Sacramento (WFL) [1991];
Detroit (AFL) [1992]; Buffalo (AFL) [1999]
Greg Horne Cincinnati [1987]; St. Louis/Phoenix [1987-88]; Washington;
London (WFL) [1991]; Montreal (WFL) [1992]
Julian Horton Tennessee [2014]
Raymond House Atlanta [2003-04]; Ottawa (CFL) [2004]
Chris Houston Atlanta [2007-09]; Detroit [2010-13]; Carolina [2015]
DeArrius Howard Kansas City [2006]
Jim Lee Howell New York Giants [1937-42, 46-48]; Tampa Bay
Jeb Huckleba Seattle [2005-06]

I
Darwin Ireland Chicago [1994-95]
Sam Irwin-Hill Dallas [2017]; Washington [2018];
San Diego (AAF) [2019]; Atlanta [2019-20]

J
Bijhon Jackson Los Angeles Chargers [2018]
Eddie Jackson Carolina [2004]; Miami [2005-06]; New England [2007]; Washington [2008]
Keith Jackson St. Louis [2007]; San Diego [2008]

PRO HOGS IN THE NFL

Jerry Jacobs	Detroit [2021-23]
Charles Jamerson	Hartford [1926]
Michael James	Dallas
Cameron Jefferson	Chicago [2015]; Denver [2015-16]; Buffalo [2017]; Washington [2017-18]; Saskatchewan (CFL) [2019-21]
Michael Jenkins	Toronto (CFL) [2000-01]; Houston [2002]; Montreal (CFL) [2005]; Edmonton (CFL) [2005]
Dennis Johnson	Houston [2013]; Cleveland [2013]; Brooklyn Bolts (FXFL) [2014]
Ray Lee Johnson	San Diego [1993-03]; Denver [2004]
Felix Jones*	Dallas [2008-12]; Philadelphia [2013]; Pittsburgh [2013]
Harry Jones*	Philadelphia [1967-70]
J.J. Jones	Dallas [2001]; New Orleans [2002-03]; Scottish (NFL) [2004]
Matt Jones*	Jacksonville [2005-08]; Cincinnati [2010]

K	
Allen Keen	Philadelphia [1937-38]
Randy Kelly	Kansas City [2007]
Xavier Kelly	Baltimore [2021]
Kenoy Kennedy	Denver [2000-04]; Detroit [2005-07]
Carl Kidd	Oakland [1995-96]; British Columbia (CFL) [2000-06]; Minnesota [2001]
Keith Kidd	Minnesota [1987]
Denver Kirkland	Oakland [2016-18]; Arizona [2018]
Mike Kirkland	Baltimore Colts [1976-78]
Steve Korte	New Orleans [1983-89]
Greg Koch	Green Bay [1977-85]; Miami [1986-87]; Minnesota [1987]

L	
Bo Lacy	Pittsburgh [2004]; Cleveland [2004]; Chicago [2004]; Indianapolis [2005]; Atlanta [2006]
Jerry Lamb	Kansas City [1964]
Sacha Lancaster	Los Angeles (AFL) [2002]; Arkansas (AF2) [2003]; New Orleans (AFL) [2004]; Detroit (AFL) [2004]; Hamburg (NFL) [2005]; Rhein (NFL) [2006]; British Columbia (CFL) [2007]; Hamilton (CFL) [2008]; Jacksonville (NAL) [2011]
Matt Landers	Carolina [2023]
Greg Lasker	New York Giants [1986-88]; Phoenix [1988]; Chicago [1988]
Homer Ledbetter	Staten Island [1932]; Chicago Cardinals [1932-33]
Jeremiah Ledbetter	Detroit [2017]; Tampa Bay [2018-20]; Jacksonville [2022-pres.]
Josh Liddell	Tampa Bay [2018]
Jim Lindsey	Minnesota [1966-72]
Cam Little	Jacksonville [2024-pres.]
Steve Little*	St. Louis [1978-80]
Beaux Limmer	Los Angeles Rams [2024-pres.]
Mitchell Loewen	New Orleans [2016-18]; Detroit [2018]; New Orleans [2019]
DeMarcus Love	Minnesota [2011-13]; Jacksonville [2013]; New York Giants [2014]; New Orleans [2014]; Denver [2014]; Atlanta [2015]
Jamar Love	New England [2009]; Dallas [2009]; Tampa Bay [2009]; Tennessee [2009]; Saskatchewan (CFL) [2011]; Tampa Bay (AFL) [2012]; Cleveland (AFL) [2013]; Nebraska (IFL) [2013-15, 17]
Anthony Lucas	Green Bay; Dallas
Jonathan Luigs	Cincinnati [2009]
Kenneth Lunday	New York Giants [1937-41, 46-47]
Vaughn Lusby	Cincinnati [1979]; Chicago [1980]

M	
Isaac Madison	Dallas [2012]; Detroit [2012]
Ryan Mallett	New England [2011-14]; Houston [2014-15]; Baltimore [2015-17]
Brisen Manor	Denver [1977-84]; Tampa Bay [1984]
Fred Marshall	Calgary (CFL)
Jonathan Marshall	New York Jets [2021-23]; Pittsburgh [2023-pres.]
Wayne Martin*	New Orleans [1989-2000]
Darryl Mason	Birmingham (USFL) [1983-85]
Geno Mazzanti	New York Yanks [1950]
Jerry Mazzanti	Philadelphia [1963]; Detroit [1966]; Pittsburgh [1967]
Bruce Maxwell	Detroit [1970]
Darren McFadden*	Oakland [2008-14]; Dallas [2015-17]
Bill McClard	San Diego [1972]; New Orleans [1973-75]
Lamar McHan*	Chicago Cardinals [1954-58]; Green Bay [1959-60]; Baltimore Colts [1961-63]; San Francisco [1963]; Toronto (CFL) [1965]
J.J. Meadors	Edmonton (CFL)
Peter Merloni	Boston Braves
Caleb Miller	Cincinnati [2004-07]
Nick Miller	Cleveland [1987]
Tevin Mitchel	Washington [2015]; Indianapolis [2015-17]; Oakland [2017-18]; Hamilton (CFL) [2019]; Saskatchewan (CFL) [2020]
Braylon Mitchell	Oakland [2015]
Verl Mitchell	Atlanta
Marcus Monk	Chicago [2008]; New York Giants [2008]; Carolina [2009]
Charles Moore	Washington [1962]
Henry Moore	New York Giants [1956]; Baltimore Colts [1957]



Arguably the greatest tackle in Philadelphia Eagles history, **JASON PETERS** made nine Pro Bowl appearances and earned six All-Pro selections in his 19 NFL seasons.

Jerry Moore	Chicago [1971-72]; New Orleans [1973-74]
Jim Mooty	Dallas [1960]
Drew Morgan	Miami [2017-18]; Memphis (AAF) [2019]
Alex Mortensen	Tennessee [2009]
Dickey Morton	Pittsburgh [1974]; Toronto (CFL) [1975]
Lock Morton	Newark
Tom Murphy	Chicago Cardinals [1934]
Wes Murphy	Kansas City [2007]

N	
Jerico Nelson	New Orleans [2012]; Texas (CIF) [2016-17]
Gerald Nesbitt	Ottawa (CFL) [1958-61]

O	
Cheyenne O'Grady	Tampa Bay (USFL) [2021]
Sam Olajubutu	Tampa Bay [2007]; Saskatchewan (CFL) [2008]
Tony Ollison	Indianapolis [1990]; San Antonio (USFL) [1990]
Kerry Owens	Cincinnati [1989]; Cleveland [1989]; Ohio (WLAF) [1992]

P	
Zac Painter	Dallas
Stephen Parker	Miami [2007]
Leon Pense	Pittsburgh [1945]
Jason Peters	Buffalo [2004-08]; Philadelphia [2009-20]; Chicago [2021]; Dallas [2022]; Seattle [2023]
Mitch Petrus	New York Giants [2010-12]; New England [2012]; Tennessee [2012]
Jermaine Petty	Cincinnati [2002]; Green Bay [2003]
Lloyd Phillips*	Chicago [1967-69]; New Orleans
Darius Philon	San Diego/Los Angeles Chargers [2015-19]; Arizona [2019]; Las Vegas [2021]
Joyce Pipkin	New York Giants [1948]; Los Angeles (AAFC) [1949]
Ryan Puley	Arizona [2019]; Carolina [2019]

R	
Frank Ragnow*	Detroit [2018-pres.]
Santos Ramirez	New York Jets [2019]; Seattle (XFL) [2020]
Randy Ramsey	Green Bay [2019-21]
David Reavis	Pittsburgh [1974-75]; Tampa Bay [1976-83]
Mike Reppond	Chicago [1973]; Chicago (WFL) [1974]; British Columbia (CFL)
Lawrence Richardson	Buffalo [2004]; Hamburg (NFL) [2005]
Matterral Richardson	Washington [2008]; Houston [2008] New York (UFL) [2009]; Cleveland [2009]; Toronto (CFL) [2011]
Danny Rhodes	Baltimore Colts [1974]; Saskatchewan (CFL) [1975]

PRO HOGS IN THE NFL

John Ridgeway Dallas [2022]; Washington [2022-pres.]
 Jack Robbins* Chicago Cardinals [1938-39]
 Kyle Roper Baltimore [2006]
 James Rouse Chicago [1990-91]
 Coy Ernest Ruple Pittsburgh [1968-69]
 Derek Russell Denver [1991-94]; Houston/Tennessee [1995-97]

S
 Floyd Sagely San Francisco [1954-56]; Chicago Cardinals [1957]
 Roland Sales Toronto (CFL); Montreal (CFL) [1980]
 Howard Sampson Green Bay [1978-79]
 David Sanders Oakland [1998]; Amsterdam (NFL) [1999-2000]; San Francisco (XFL)
 Drew Sanders Denver [2023-pres.]
 Kenny Sandlin Carolina [2002]; Minnesota [2003]; Scottish (NFL) [2003]
 Kevin Scanlon Los Angeles Rams [1980]; Hamilton (CFL) [1980]
 Clyde Scott* Philadelphia [1949-52]; Detroit [1952]
 Earl Scott Tampa Bay (AFL) [1997]; Amsterdam (WLAFL) [1997];
 Amsterdam (NFL) [1998-2000]; San Jose (AFL) [1998];
 Toronto (CFL) [2001]; Memphis (XFL) [2001]

Malcolm Sheppard Houston [2010]; Tennessee [2010-11]; San Jose (AFL) [2013]
 Milt Simington Cleveland [1941]; Pittsburgh [1942]
 Desmond Sims New Orleans [2007]
 Gerald Skinner Green Bay [1978]
 Dan Skipper Dallas [2017]; Detroit [2017-18; 2019-pres.]; Denver [2018-19];
 New England [2019]; Houston [2019]

Dwight Sloan Chicago Cardinals [1938]; Detroit [1939-40]
 Kiero Small Seattle [2014]; Cleveland [2014]; Baltimore [2014-15]
 Billy Ray Smith Sr. Los Angeles Rams [1957]; Pittsburgh [1958-60];
 Baltimore Colts [1961, 63-70]

Billy Ray Smith Jr.* San Diego [1983-92]
 Chris Smith Jacksonville [2014-16]; Cincinnati [2017-18]; Cleveland [2018-19];
 Carolina [2020]; Las Vegas [2020]; Houston [2021]

Emanuel Smith Jacksonville [2000]
 Mark Smith Kansas City [1997]
 Richard Smith Kansas City [2004-05]; Washington [2006];
 Hamburg (NFL) [2006]; Edmonton (CFL) [2007]

Rollen Smith St. Louis [1975]
 TJ Smith Los Angeles Chargers [2020]; Minnesota Vikings [2021-23]; Carolina [2024]
 Michael Snowden Tennessee [2001]
 Junior Soli San Diego [1996]

Ryan Sorahan New Orleans [2004]
 Ronny South New Orleans [1968]
 Martrell Spaight Washington [2015-18]; Miami [2018]; Jacksonville [2018-19]; Kansas City [2019]

Ray Spillers Philadelphia [1937]; Wilmington (AA) [1938]
 Jeremy Sprinkle Washington [2017-21]; Dallas [2021]
 Bob Stankovitch Kansas City [1970]
 George Stewart Kansas City

Ricky Stromberg Washington [2023-pres.]
 Clint Stoerner Dallas [2000-02]; Scottish (NFL) [2001]; Miami [2004];
 Amsterdam (NFL) [2004]; Dallas (AFL) [2005]; Nashville (AFL) [2006-07];
 Philadelphia (AFL) [2007]; Alabama (AFL) [2010]

Donnie Stone Calgary (CFL) [1959-61]; Denver [1961-64]; Buffalo [1965]; Houston [1966]
 Pat Summerall Detroit [1952]; Chicago Cardinals [1953-57]; New York Giants [1958-61]
 Buddy Sutton Baltimore

Travis Swanson Detroit [2014-18]; New York Jets [2018]; Miami [2018]

T
 Fred Talley Atlanta [2003]; Edmonton (CFL) [2004]; Montreal (CFL) [2005]; Atlanta [2006]
 Brad Taylor Edmonton (CFL) [1985-86]; Ottawa (CFL) [1987]
 R.C. Thielemann Atlanta [1977-84]; Washington [1985-88]

Mick Thomas Atlanta
 Robert Thomas Washington [2014-15]; Seattle [2015]; New England [2015]; Miami [2015];
 Carolina [2016]; New York Giants [2016-18]; Buffalo [2018]

Tramain Thomas Tampa Bay [2012]; Iowa (AFL) [2014]
 Wilfred Thorpe Cleveland [1941-42]
 Hen're Toliver Indianapolis [2018]; Salt Lake (AAF) [2019]; New York Giants [2019]

Curtis Townsend San Diego [1977]; St. Louis [1978]
 Kendall Trainor Phoenix [1989]; Sacramento (WLAFL) [1991];
 New York/New Jersey (WLAFL) [1991-92]

Sebastian Tretola Tennessee [2016]; Houston (XFL) [2020]
 Zac Tubbs Buffalo [2007]; Sioux Falls (IFL) [2009-10]; Allen (CIF) [2012]

U
 Tony Ugoh Indianapolis [2007-09]; Detroit [2010]; Indianapolis [2011];
 New York Giants [2011]; Kansas City [2012]

Ronnie Underwood Chicago; Baltimore [1957]

V
 Jose Valdez Atlanta [2009-11]; St. Louis [2012];
 Virginia (UFL) [2012] Saskatchewan (CFL) [2013]



DEATRICH WISE JR. had 5.0 sacks during the regular season and 2.0 in the playoffs as a rookie for New England in 2017.

Clyde Van Sickle Frankford [1930]; Green Bay [1932-33]
 Vickiel Vaughn San Francisco [2006]; Washington [2007];
 Berlin (NFL) [2007]; Denver [2008]

Darius Vinnett St. Louis [2007-08]; Florida (UFL) [2009-10]; Virginia (UFL) [2011-12]

W
 Dalton Wagner Las Vegas [2023-pres.]
 Jimmy Walker Edmonton (CFL) [1979]; Ottawa [1980-81]; Birmingham (USFL) [1983-84];
 Memphis (USFL) [1984]; Minnesota [1987]

Brian Wallace Denver [2019]
 Gavin Walls Minnesota [2003]; Scottish (NFL) [2004];
 Winnipeg (CFL) [2005-10]; Montreal (CFL) [2010-11]

Danny Walters San Diego [1983-87]
 Charles Washington Green Bay [1987]
 Armon Watts Minnesota [2019-21]; Chicago [2022]; Pittsburgh [2023]; New England [2024]

Orlando Watters Seattle [1994]
 Tim Webster Green Bay [1971]
 Marsh White New York Giants [1975-77]

Bobbie Williams Philadelphia [2000-03]; Cincinnati [2004-11]; Baltimore [2012]
 Boo Williams New Orleans [2001-05]; New York Giants [2006]; Kansas (AFL) [2007-08]
 D.J. Williams Green Bay [2011-12]; Jacksonville [2013]; New England [2013];
 Tampa Bay [2014]; Washington [2015]

David Williams Denver [2018]; Indianapolis [2019]
 Fred Williams Chicago [1952-63]; Washington [1964-65]
 Jonathan Williams Buffalo [2016-17]; New Orleans [2017-18]; Indianapolis [2018-19];
 Detroit [2020]; Washington [2020-23]

Patrick Williams New York Jets
 Tre Williams Michigan (USFL) [2021]
 Demetrius Wilson San Diego [2015]

George Wilson Detroit [2004]; Buffalo [2005-12]; Tennessee [2013-14]
 Tyler Wilson Oakland [2013]; Tennessee [2013]; Cincinnati [2014]
 Ronnie Wingo Jr. Atlanta [2013]; Buffalo [2013-14];
 Atlanta [2014-15]; Hamilton (CFL) [2015-16]

Ben Winkleman Milwaukee [1922-24]
 Billy Winston New York Jets
 Dennis Winston Pittsburgh [1977-81, 85-86]; New Orleans [1982-85]

Deatrich Wise Jr. New England [2017-pres.]
 Jarvis Wright Minnesota [2012-17]; Carolina [2018-19]
 Don Wunderly Pittsburgh [1973]; British Columbia (CFL) [1974-77]

Kevin Wyatt Miami [1986]; San Diego [1986]; Kansas City [1987]
 Harry Wynne Boston Yanks [1944]; New York Giants [1945]

Y
 Theo Young Pittsburgh [1987]

* Drafted first round; # Played basketball at Arkansas
 Years spent with each team not available for all players.

HOGS IN THE SUPER BOWL

PLAYER	TEAM	SUPER BOWL (OPPONENT)
Brandon Allen, QB^	Los Angeles	LIII (New England)
	Cincinnati	LVI (Los Angeles Rams)
	San Francisco	LVIII (Kansas City)
Lance Alworth, WR	Dallas	VI (Miami)
Steve Atwater, S	Denver	XXIV (San Francisco)
		XXXII (Green Bay)
		XXXIII (Atlanta)
Alvin Bailey, OT	Seattle	XLVIII (Denver)
		XLIX (New England)
Jake Bequette, DE^	New England	XLIX (Seattle)
Ravin Caldwell, LB	Washington	XXII (Denver)
		XXVI (Buffalo)
Mike Cherry, QB	New York Giants	XXXV (Baltimore)
Steve Cox, P	Washington	XXII (Denver)
Trey Flowers, DE	New England	LI (Atlanta)
		LII (Philadelphia)
		LIII (Los Angeles)
Henry Ford, DT/DE	Tennessee	XXXIV (St. Louis)
Brett Goode, LS	Green Bay	XLV (Pittsburgh)
Dre Greenlaw, LB	San Francisco	LIV (Kansas City)
		LVIII (Kansas City)
Ryan Hale, DT	New York Giants	XXXV (Baltimore)
Dan Hampton, DE	Chicago	XX (New England)
Madre Hill, RB	Oakland	XXXVII (Tampa Bay)
Cody Hollister, WR^	New England	LII (Philadelphia)
		LIII (Los Angeles)
Tavaris Jackson, QB	Seattle	XLVIII (Denver)
Cameron Jefferson, OT^	Denver	50 (Carolina)
Raylee Johnson, DE	San Diego	XXIX (San Francisco)
Greg Lasker, S	New York Giants	XXI (Denver)
Jeremiah Ledbetter, DL	Tampa Bay	LV (Kansas City)
Jim Lindsey, RB	Minnesota	IV (Kansas City)
Ryan Mallett, QB	New England	XLVI (New York Giants)
Brisen Manor, DE	Denver	XII (Dallas)
Jason Peters, OL	Philadelphia	LII (New England)
Mitch Petrus, OG	New York Giants	XLVI (New England)
Dave Reavis, OT	Pittsburgh	IX (Minnesota)
		X (Dallas)
Dan Skipper, OT^	New England	LIII (Los Angeles)
Billy Ray Smith, DT	Baltimore Colts	III (New York Jets)
		V (Dallas)



TREY FLOWERS had 2.5 sacks and five total quarterback hits in the New England Patriots' 34-28 Super Bowl LI win over the Atlanta Falcons. He is the 25th former Razorback to win the Super Bowl as a player on an active roster.

PLAYER	TEAM	SUPER BOWL (OPPONENT)
R.C. Thieleman, OG	Washington	XXII (Denver)
Tony Ugoh, OT	Indianapolis	XLIV (New Orleans)
	New York Giants	XLVI (New England)
Bobbie Williams, OG	Baltimore	XLVII (San Francisco)
Dennis Winston, LB	Pittsburgh	XIII (Dallas)
		XIV (Los Angeles Rams)
Deatrich Wise Jr., DL	New England	LII (Philadelphia)
		LIII (Los Angeles)

^ Practice squad

COACH	TEAM	SUPER BOWL (OPPONENT)
Raymond Berry*	New England	XX (Chicago)
Don Breaux*	Washington	XVII (Miami)
		XVIII (Los Angeles Raiders)
		XXII (Denver)
		XXVI (Buffalo)
Pete Carroll*	Seattle	XLVIII (Denver)
		XLIX (New England)
Joe Gibbs*	Washington	XVII (Miami)
		XVIII (Los Angeles Raiders)
		XXII (Denver)
		XXVI (Buffalo)
Bill Johnson*	New Orleans	XLIV (Indianapolis)
Jimmy Johnson*	Dallas	XXVII (Buffalo)
		XXVIII (Buffalo)
John Mitchell*	Pittsburgh	XXX (Dallas)
		XL (Seattle)
		XLIII (Arizona)
		XLV (Green Bay)
Pat Ruel*	Seattle	XLVIII (Denver)
		XLIX (New England)
Barry Switzer*	Dallas	XXX (Pittsburgh)
Fred Von Appen*	San Francisco	XIX (Miami)
		XXIII (Cincinnati)
Jeremiah Washburn	Philadelphia	LVII (Kansas City)

*Coached at Arkansas

OWNER	TEAM	SUPER BOWL (OPPONENT)
Jerry Jones	Dallas	XXVII (Buffalo)
		XXVIII (Buffalo)
		XXX (Pittsburgh)



JERRY JONES (left) and **JIMMY JOHNSON** (right) celebrate with the Lombardi Trophy after the Dallas Cowboys defeated the Buffalo Bills in Super Bowl XXVIII for their second straight Super Bowl victory.

INDIVIDUAL RUSHING RECORDS

RUSHING ATTEMPTS

GAME		
1. 45	Madre Hill vs. Auburn (186 yards, 1 TD).....	1995
2. 42	Brandon Rolmes vs. LSU (143 yards, 1 TD).....	2000
3. 40	DeCoti Birmingham at Kentucky (196 yards, 2 TD).....	2003
4. 38	David Dickey vs. SMU (133 yards, 2 TD).....	1966
5. 36	Cedric Cobbs at Alabama (198 yards, 1 TD).....	2003
36	Dickey Morton at SMU (189 yards, 0 TD).....	1973
7. 35	Michael Smith at Kentucky (192 yards, 1 TD).....	2008
35	Michael Smith at Auburn (176 yards, 1 TD).....	2008
35	Bill Burnett at Baylor (133 yards, 3 TD).....	1969
35	Bill Burnett vs. North Texas (185 yards, 2 TD).....	1968

SEASON

1. 325	Darren McFadden (1,830 yards, 16 TD).....	2007
2. 307	Madre Hill (1,387 yards, 15 TD).....	1995
3. 284	Darren McFadden (1,647 yards, 14 TD).....	2006
4. 271	Alex Collins (1,577 yards, 20 TD).....	2015
5. 245	Rawleigh Williams III (1,360 yards, 12 TD).....	2016
6. 242	Dickey Morton (1,188 yards, 6 TD).....	1972
7. 232	Bobby Burnett (947 yards, 16 TD).....	1965
8. 227	Cedric Cobbs (1,320 yards, 10 TD).....	2003
9. 226	Dickey Morton (1,298 yards, 5 TD).....	1973
10. 222	Raheim Sanders (1,443 yards, 10 TD).....	2022

CAREER

1. 785	Darren McFadden (4,590 yards, 41 TD).....	2005-07
2. 665	Alex Collins (3,703 yards, 36 TD).....	2013-15
3. 635	Ben Cowins (3,570 yards, 30 TD).....	1975-78
4. 595	Dickey Morton (3,317 yards, 16 TD).....	1971-73
5. 589	Cedric Cobbs (3,018 yards, 26 TD).....	1999-2003
6. 559	James Rouse (2,887 yards, 38 TD).....	1985-89
7. 541	Madre Hill (2,407 yards, 25 TD).....	1994-98
8. 526	Bill Burnett (2,204 yards, 46 TD).....	1968-70
9. 505	E.D. Jackson (2,061 yards, 9 TD).....	1989-92
10. 498	Fred Talley (2,661 yards, 11 TD).....	1999-2002

RUSHING YARDS

GAME		
1. 321	Darren McFadden vs. South Carolina (34 rushes, 1 TD).....	2007
2. 271	Dickey Morton at Baylor (28 rushes, 2 TD).....	1973
3. 241	Fred Talley at Auburn (21 rushes, 1 TD).....	2002
4. 236	Leon Campbell vs. North Texas (15 rushes, 2 TD).....	1949
5. 232	Raheim Sanders vs. Ole Miss (24 rushes, 3 TD).....	2022
6. 219	Darren McFadden at South Carolina (25 rushes, 2 TD).....	2006
219	James Rouse vs. New Mexico (19 rushes, 4 TD).....	1987
8. 215	Ike Forte vs. Texas Tech (32 rushes, 2 TD).....	1974
9. 214	Fred Talley vs. Ole Miss (29 rushes, 2 TD).....	2000
10. 212	Alex Collins at Texas Tech (27 rushes, 2 TD).....	2014

SEASON

1. 1,830	Darren McFadden (325 rushes, 16 TD).....	2007
2. 1,647	Darren McFadden (284 rushes, 14 TD).....	2006
3. 1,577	Alex Collins (271 rushes, 20 TD).....	2015
4. 1,443	Raheim Sanders (222 rushes, 10 TD).....	2022
5. 1,387	Madre Hill (307 rushes, 15 TD).....	1995
6. 1,360	Rawleigh Williams III (245 rushes, 12 TD).....	2016
7. 1,322	Knile Davis (204 rushes, 13 TD).....	2010
8. 1,320	Cedric Cobbs (227 rushes, 10 TD).....	2003
9. 1,298	Dickey Morton (226 rushes, 5 TD).....	1973
10. 1,192	Ben Cowins (220 rushes, 14 TD).....	1977

CAREER

1. 4,590	Darren McFadden (785 rushes, 41 TD).....	2005-07
2. 3,703	Alex Collins (665 rushes, 36 TD).....	2013-15
3. 3,570	Ben Cowins (635 rushes, 30 TD).....	1975-78
4. 3,317	Dickey Morton (595 rushes, 16 TD).....	1971-73
5. 3,018	Cedric Cobbs (589 rushes, 26 TD).....	1999-2003
6. 2,956	Felix Jones (386 rushes, 20 TD).....	2005-07
7. 2,887	James Rouse (559 rushes, 38 TD).....	1985-89
8. 2,661	Fred Talley (498 rushes, 11 TD).....	1999-2002
9. 2,535	Matt Jones (382 rushes, 24 TD).....	2001-04
10. 2,407	Madre Hill (541 rushes, 25 TD).....	1994-98



ALEX COLLINS broke Arkansas' single-season record for rushing touchdowns (20) in 2015, while equaling Darren McFadden's program records for 100-yard games (10) and 100-yard games in SEC action (6).

YARDS PER RUSH

SEASON (MIN. 99 RUSHES)

1. 8.74	Felix Jones (133 rushes, 1,156 yards).....	2007
2. 7.62	Jerry Eckwood (104 rushes, 792 yards).....	1975
3. 7.58	Felix Jones (154 rushes, 1,168 yards).....	2006
4. 6.54	Dickey Morton (127 rushes, 831 yards).....	1971
5. 6.50	Raheim Sanders (222 rushes, 1,443 yards).....	2022
6. 6.48	Knile Davis (204 rushes, 1,322 yards).....	2010
7. 6.34	Ben Cowins (183 rushes, 1,162 yards).....	1976
8. 6.32	Dennis Johnson (106 rushes, 670 yards).....	2011
6.32	Darren McFadden (176 rushes, 1,113 yards).....	2005
6.32	Felix Jones (99 rushes, 626 yards).....	2005

CAREER

1. 7.66	Felix Jones (386 rushes, 2,956 yards).....	2005-07
2. 6.64	Matt Jones (382 rushes, 2,535 yards).....	2001-04
3. 5.98	Dennis Johnson (345 rushes, 2,036 yards).....	2008-12
4. 5.85	Michael Smith (359 rushes, 2,103 yards).....	2006-09
5.85	Darren McFadden (785 rushes, 4,590 yards).....	2005-07
6. 5.72	Jonathan Williams (406 rushes, 2,321 yards).....	2012-15
7. 5.62	Ben Cowins (635 rushes, 3,570 yards).....	1975-78
8. 5.60	Raheim Sanders (398 rushes, 2,230 yards).....	2021-23
9. 5.59	Rakeem Boyd (389 rushes, 2,176 yards).....	2018-20
10. 5.57	Alex Collins (665 rushes, 3,703 yards).....	2013-15
5.57	Jerry Eckwood (340 rushes, 1,895 yards).....	1974-76, 78

RUSHING TOUCHDOWNS

GAME

1. 6	Madre Hill vs. South Carolina.....	1995
2. 5	Alex Collins vs. UT Martin.....	2015
5	Jessie Clark vs. Baylor.....	1981
5	Gene Davidson vs. Oklahoma Mines.....	1916
5	Gene Davidson vs. Hendrix.....	1915

SEASON

1. 20	Alex Collins.....	2015
2. 19	Bill Burnett.....	1969
3. 17	James Rouse.....	1987
4. 16	Darren McFadden.....	2007
16	Bobby Burnett.....	1965
6. 15	Madre Hill.....	1995
15	Bill Burnett.....	1968
8. 14	Darren McFadden.....	2006
14	Ben Cowins.....	1977
14	Billy Moore.....	1962

CAREER

1. 46	Bill Burnett.....	1968-70
2. 41	Darren McFadden.....	2005-07
3. 38	James Rouse.....	1985-89
4. 36	Alex Collins.....	2013-15
5. 30	Ben Cowins.....	1975-78
6. 26	Cedric Cobbs.....	1999-2003
7. 25	Madre Hill.....	1994-98
25	David Dickey.....	1966-68
9. 24	Matt Jones.....	2001-04
24	Chrys Chukwuma.....	1996-99

100-YARD RUSHING GAMES

SEASON

1. 10	Alex Collins.....	2015
10	Darren McFadden.....	2007
3. 7	Raheim Sanders.....	2022
7	Rawleigh Williams III.....	2016
7	Darren McFadden.....	2006
7	Cedric Cobbs.....	2003
7. 6	Knile Davis.....	2010
6	Felix Jones.....	2007
6	Madre Hill.....	1995
6	Ben Cowins.....	1977
6	Dickey Morton.....	1973
6	Dickey Morton.....	1972

CAREER

1. 22	Darren McFadden.....	2005-07
2. 17	Alex Collins.....	2013-15
3. 16	Ben Cowins.....	1975-78
4. 15	Dickey Morton.....	1971-73
5. 13	Felix Jones.....	2005-07
6. 11	Cedric Cobbs.....	1999-2003
11	Fred Talley.....	1999-2002
8. 9	Raheim Sanders.....	2021-23
9	Jonathan Williams.....	2012-15
9	Oscar Malone.....	1992-94, 96
9	Bill Burnett.....	1968-70
11. 8	Rakeem Boyd.....	2018-20
8	Rawleigh Williams III.....	2015-16
8	Matt Jones.....	2001-04
8	Madre Hill.....	1994-98
8	James Rouse.....	1985, 87-89
8	Ike Forte.....	1974-75

100-YARD RUSHING GAMES (355)

PLAYER	DATE	ATT	YDS	AVG	TD	OPPONENT
Darren McFadden	11/3/07	34	321	9.4	1	South Carolina
Dickey Morton	10/13/73	28	271	9.7	2	Baylor
Fred Talley	10/12/02	21	241	11.5	1	Auburn
Leon Campbell	9/24/49	15	236	15.7	2	North Texas
Raheim Sanders	11/19/22	24	232	9.7	3	Ole Miss
Darren McFadden	11/4/06	25	219	8.8	2	South Carolina
James Rouse	11/28/87	19	219	11.5	4	New Mexico
Ike Forte	11/23/74	32	215	6.7	2	Texas Tech
Fred Talley	11/4/00	29	214	7.4	2	Ole Miss
Alex Collins	9/13/14	27	212	7.9	2	Texas Tech
Darren McFadden	11/23/07	32	206	6.4	3	LSU
Roland Sales	1/1/78	22	205	9.3	2	Oklahoma
Rawleigh Williams III	11/19/16	16	205	12.8	4	Mississippi State
Ben Cowins	9/17/77	21	203	9.7	2	Oklahoma State
Madre Hill	9/30/95	29	200	6.9	2	Vanderbilt
Cedric Cobbs	9/27/03	36	198	5.5	1	Alabama
DeCori Birmingham	11/1/03	40	196	4.9	2	Kentucky
Darren McFadden	9/15/07	33	195	5.9	2	Alabama
Michael Smith	10/18/08	35	192	5.5	1	Kentucky
Darren McFadden	10/22/05	31	190	6.1	2	Georgia
Fred Talley	11/10/01	27	189	7.0	2	Central Florida
Dickey Morton	11/17/73	36	189	5.3	0	SMU
Lamar McHan	11/3/51	26	189	7.3	2	Texas A&M
Knile Davis	11/20/10	30	187	6.2	2	Mississippi State
Darren McFadden	11/5/05	32	187	5.8	0	South Carolina
Madre Hill	10/28/95	45	186	4.1	1	Auburn
Ben Cowins	10/23/76	21	186	8.9	1	Houston
Rakeem Boyd	11/9/19	8	185	23.1	2	Western Kentucky
Alex Collins	1/2/16	23	185	8.0	3	Kansas State
Bill Burnett	10/26/68	35	185	5.3	2	North Texas
Darren McFadden	9/9/06	20	184	9.2	2	Utah State
E.D. Jackson	11/24/90	29	184	6.3	2	SMU
Knile Davis	11/13/10	11	182	16.5	1	UTEP
Darren McFadden	11/24/06	21	182	8.7	2	LSU
Fred Talley	10/19/02	24	182	7.6	0	Kentucky
Darren McFadden	11/11/06	30	181	6.0	2	Tennessee
Ray Parks	10/14/50	21	180	8.6	2	Baylor
Rawleigh Williams III	10/15/16	27	180	6.7	0	Ole Miss
Madre Hill	9/9/95	31	178	5.7	6	South Carolina
Marius Johnson	11/13/93	34	177	5.2	2	Tulsa
Knile Davis	10/23/10	22	176	8.0	3	Ole Miss
Michael Smith	10/11/08	35	176	5.0	1	Auburn
Barry Foster	10/7/89	17	176	10.4	2	TCU
Raheim Sanders	10/15/22	15	175	11.7	2	BYU
Cedric Cobbs	9/16/00	34	174	5.1	2	Boise State
Alex Collins	10/31/15	16	173	10.8	5	UT Martin
Darren McFadden	9/22/07	29	173	6.0	1	Kentucky
Trelon Smith	12/5/20	26	172	6.6	3	Missouri
Alex Collins	9/7/13	24	172	7.2	1	Samford
Raheim Sanders	10/29/22	16	171	10.7	0	Auburn
Alex Collins	9/19/15	28	170	6.1	1	Texas Tech
Cedric Cobbs	11/28/03	21	169	8.0	1	LSU
Darryl Bowles	11/17/79	16	169	10.6	2	Texas A&M
Ken Holland	9/20/47	9	168	18.7	3	Northwestern (La.) State
Raheim Sanders	9/17/22	22	167	7.6	1	Missouri State
E.D. Jackson	9/5/92	29	167	5.8	0	Citadel
Felix Jones	11/3/07	13	166	12.8	3	South Carolina
Chrys Chukwuma	11/27/98	29	166	5.7	2	LSU
Devwah Whaley	9/8/18	26	165	6.3	1	Colorado State
Darren McFadden	11/19/05	21	165	7.9	2	Mississippi State
Geno Mizzanti	11/26/49	23	165	7.2	2	Tulsa
Buddy Sutton	11/22/52	21	164	7.8	1	Tulsa
Ben Cowins	9/18/76	17	163	9.6	0	Oklahoma State
Jerry Eckwood	10/4/75	14	162	11.6	1	TCU
Dennis Johnson	10/27/12	27	161	6.0	1	Ole Miss
Fred Talley	10/28/00	26	161	6.2	1	Auburn
Gary Anderson	12/31/82	26	161	6.2	2	Florida
Ike Forte	9/13/75	26	161	6.2	3	Air Force
Dennis Johnson	10/22/11	15	160	10.7	1	Ole Miss
Mark Calcagni	11/2/85	22	160	7.3	1	Rice
Mike Saint	11/20/71	29	160	5.5	0	Texas Tech
Michael Smith	9/6/08	22	157	7.1	2	Louisiana Monroe

PLAYER	DATE	ATT	YDS	AVG	TD	OPPONENT
Dickey Morton	10/27/72	34	157	4.6	2	Baylor
Raheim Sanders	9/10/22	24	156	6.5	2	South Carolina
Gary Anderson	12/27/80	11	156	14.2	1	Tulane
Ben Cowins	9/10/77	17	156	9.2	1	New Mexico State
Jerry Eckwood	9/20/75	20	156	7.8	1	Oklahoma State
Dickey Morton	10/27/73	17	156	9.2	1	Tulsa
Alex Collins	10/3/15	27	154	5.7	2	Tennessee
Madre Hill	10/14/95	26	154	5.9	1	Ole Miss
Jon Richardson	9/18/71	24	154	6.4	2	Oklahoma State
Jonathan Williams	10/25/14	18	153	8.5	1	UAB
Ike Forte	10/26/74	20	153	7.7	2	Colorado State
Knile Davis	11/27/10	30	152	5.1	1	LSU
Alex Collins	9/26/15	26	151	5.8	1	Texas A&M
Jonathan Williams	8/31/13	18	151	8.4	1	Louisiana
Darren McFadden	9/1/07	24	151	6.3	1	Troy
Madre Hill	11/11/95	27	151	5.6	1	Louisiana Lafayette
Oscar Malone	9/3/94	19	151	7.9	2	SMU
Felix Jones	1/1/07	14	150	10.7	2	Wisconsin
Cedric Cobbs	11/22/03	30	150	5.0	2	Mississippi State
Marshall Foreman	10/6/84	21	150	7.1	1	TCU
Ben Cowins	12/2/78	19	148	7.8	2	Texas Tech
Rawleigh Williams III	11/5/16	26	148	5.7	2	Florida
Ben Cowins	11/20/76	28	147	5.3	1	SMU
Dickey Morton	11/3/73	27	147	5.4	0	Texas A&M
Jerry Eckwood	9/27/75	19	146	7.7	1	Tulsa
Mike Kirkland	11/16/74	23	146	6.3	1	SMU
Dickey Morton	10/23/71	13	146	11.2	1	North Texas
Jonathan Williams	9/13/14	22	145	6.6	4	Texas Tech
Michael Smith	10/10/09	18	145	8.1	1	Auburn
Darren McFadden	10/7/06	28	145	5.2	1	Auburn
Cedric Cobbs	9/6/03	12	145	12.1	1	Tulsa
Ben Cowins	9/16/78	15	144	9.6	0	Vanderbilt
Jonathan Williams	9/6/14	4	143	35.8	1	Nicholls
Brandon Holmes	11/24/00	42	143	3.4	1	LSU
Oscar Malone	11/27/93	10	143	14.3	2	LSU
Ike Forte	10/25/75	21	143	6.8	2	Utah State
Jerry Eckwood	9/13/75	11	143	13.0	1	Air Force
Fred Talley	11/11/00	27	142	5.3	1	Tennessee
Chrys Chukwuma	9/19/98	17	142	8.4	0	SMU
Alex Collins	11/14/15	16	141	8.8	2	LSU
Felix Jones	10/6/07	13	141	10.8	2	Chattanooga
Felix Jones	10/28/06	9	141	15.7	1	Louisiana Monroe
Cedric Cobbs	12/31/03	27	141	5.2	1	Missouri
Oscar Malone	9/11/93	22	141	6.4	1	South Carolina
Russell Cody	10/23/67	33	140	4.2	0	Oklahoma State



One of only three players to win the Doak Walker Award twice, **DARREN MCFADDEN** owns the two highest season rushing totals in school history with 1,830 yards in 2007 and 1,647 yards in 2006.

100-YARD RUSHING GAMES (355)

PLAYER	DATE	ATT	YDS	AVG	TD	OPPONENT
Geno Mazzanti	10/22/49	16	140	8.8	0	Vanderbilt
Clyde Scott	10/2/48	17	140	8.2	3	TCU
Raheim Sanders	10/9/21	17	139	8.2	0	Ole Miss
Knile Davis	1/4/11	26	139	5.3	0	Ohio State
DeArrius Howard	9/10/05	21	139	6.6	1	Vanderbilt
Darren McFadden	9/29/07	19	138	7.3	2	North Texas
Darryl Bowles	9/18/82	27	138	5.1	1	Navy
Felix Jones	11/24/06	16	137	8.6	1	LSU
Felix Jones	9/3/05	8	137	17.1	1	Missouri State
Dickey Morton	9/29/73	27	137	5.1	1	Iowa State
Dickey Morton	9/30/72	26	137	5.3	0	Tulsa
Rawleigh Williams III	9/10/16	28	137	4.9	0	TCU
Fred Talley	10/26/02	20	136	6.8	0	Ole Miss
Marius Johnson	12/30/95	29	136	4.7	0	North Carolina
Peyton Hillis	9/3/05	14	135	9.6	3	Missouri State
Fred Talley	10/6/01	17	135	7.9	1	Weber State
Dickey Morton	11/25/72	33	135	4.1	0	Texas Tech
Devwah Whaley	10/1/16	9	135	15.0	1	Alcorn State
Rakeem Boyd	10/12/19	15	134	8.9	2	Kentucky
Broderick Green	10/31/09	9	134	14.9	2	Eastern Michigan
Henry Moore	10/30/54	26	134	5.2	1	Texas A&M
Michael Smith	10/4/08	20	133	6.7	1	Florida
Felix Jones	9/22/07	12	133	11.1	0	Kentucky
James Rouse	11/11/89	28	133	4.8	1	Baylor
James Rouse	10/14/89	19	133	7.0	1	Rice
Dickey Morton	9/23/72	26	133	5.1	1	Oklahoma State
Bill Burnett	10/11/69	35	133	3.8	3	Baylor
David Dickey	11/12/66	38	133	3.5	2	SMU
Felix Jones	9/29/07	7	132	18.9	2	North Texas
Matt Jones	11/15/03	7	132	18.9	3	New Mexico State
Chrys Chukwuma	9/5/98	12	132	11.0	2	Louisiana Lafayette
Bobby Burnett	11/20/65	30	132	4.4	3	Texas Tech
Bobby Burnett	10/23/65	18	132	7.3	3	North Texas
Alex Collins	9/27/14	21	131	6.2	1	Texas A&M
Alex Collins	9/6/14	13	131	10.0	3	Nicholls
Alex Collins	8/31/13	21	131	6.2	0	Louisiana
Matt Jones	11/17/01	10	131	13.1	0	Mississippi State
Ike Forte	9/27/75	17	131	7.7	0	Tulsa
Lance Alworth	11/14/59	15	131	8.7	1	SMU
KJ Jefferson	12/28/22	14	130	9.3	2	Kansas
Alex Collins	11/27/15	30	130	4.3	3	Missouri
Michael Forrest	10/29/77	25	130	5.2	1	Rice
Bill Burnett	11/8/69	25	130	5.2	2	Rice
Bill Burnett	11/23/68	29	130	4.5	2	Texas Tech
Michael Smith	10/25/08	19	129	6.8	1	Ole Miss
Felix Jones	9/1/07	12	129	10.8	1	Troy
Darren McFadden	10/28/06	18	129	7.2	1	Louisiana Monroe
Matt Jones	11/16/02	13	129	9.9	1	Louisiana Lafayette
Lewis Carpenter	11/24/51	20	129	6.5	0	Tulsa



MADRE HILL set the then school single-season rushing record in 1995 with 1,387 yards helping Arkansas reach the SEC Championship Game for the first time in program history.

PLAYER	DATE	ATT	YDS	AVG	TD	OPPONENT
Oscar Malone	10/8/94	15	128	8.5	1	Tennessee
Harry Jones	9/18/65	6	128	21.3	1	Oklahoma State
Alex Collins	9/5/15	12	127	10.6	1	UTEP
Dennis Johnson	11/28/08	18	127	7.1	1	LSU
DeCori Birmingham	9/18/04	14	127	9.1	1	Louisiana Monroe
Ron Calcagni	10/22/77	18	127	7.1	0	Houston
Jonathan Williams	9/7/13	17	126	7.4	1	Samford
Matt Jones	11/13/04	5	126	25.2	1	Ole Miss
Oscar Malone	11/9/96	32	126	3.9	0	Ole Miss
Ben Cowins	9/11/76	16	126	7.9	2	Utah State
Billy Moore	9/29/62	9	126	14.0	2	Tulsa
Geno Mazzanti	11/5/49	15	126	8.4	0	Rice
Rawleigh Williams III	10/1/16	13	126	9.7	0	Alcorn State
Darren McFadden	10/8/05	11	125	11.4	2	Louisiana Monroe
DeArrius Howard	11/20/04	29	125	4.3	1	Mississippi State
Barry Foster	10/28/89	20	125	6.3	0	Houston
James Rouse	10/12/85	14	125	8.9	1	Texas Tech
James Tolbert	11/15/80	29	125	4.3	2	Texas A&M
Henry Moore	10/16/54	13	125	9.6	1	Texas
Lamar McHan	10/3/53	21	125	6.0	0	TCU
Leon Campbell	9/25/48	19	125	6.6	2	East Texas State
Michael Jenkins	9/9/99	9	124	13.8	1	Middle Tennessee State
B.J. Edmonds	10/6/84	13	124	9.5	1	TCU
Oscar Malone	10/19/96	20	123	6.2	0	South Carolina
Carlton Calvin	11/27/93	14	123	8.8	2	LSU
Scott Bull	11/15/75	14	123	8.8	1	SMU
Dickey Morton	10/2/71	14	123	8.8	1	TCU
Harry Jones	10/23/65	6	123	20.5	1	North Texas
Gerald Nesbitt	10/20/56	11	123	11.2	2	Texas
Rakeem Boyd	9/14/19	20	122	6.1	2	Colorado State
Darren McFadden	10/6/07	25	122	4.9	1	Chattanooga
Bruce Maxwell	9/24/66	27	122	4.5	2	Tulsa
Harry Jones	10/2/65	11	122	11.1	2	TCU
Don Christian	10/27/56	23	122	5.3	2	Ole Miss
Jack Robbins	11/26/36	21	122	5.8	1	Tulsa
DeArrius Howard	11/23/02	25	121	4.8	0	Mississippi State
James Rouse	10/10/87	18	121	6.7	1	Texas Tech
Gary Anderson	11/1/80	14	121	8.6	1	Rice
Ben Cowins	10/30/76	20	121	6.1	1	Rice
Dickey Morton	10/28/72	21	121	5.8	1	North Texas
Jack Brasuell	11/7/64	26	121	4.7	0	Rice
Rawleigh Williams III	9/17/16	19	121	6.4	2	Texas State
Chase Hayden	8/31/17	14	120	8.6	1	Florida A&M
DeArrius Howard	9/3/05	12	120	10.0	0	Missouri State
Madre Hill	9/26/98	20	120	6.0	1	Alabama
E.D. Jackson	11/23/91	20	120	6.0	0	Rice
Jerry Eckwood	10/11/75	15	120	8.0	1	Baylor
Jim Mooty	10/25/58	14	120	8.6	2	Ole Miss
T.J. Hammonds	11/4/17	7	119	17.0	1	Coastal Carolina
Devwah Whaley	9/30/17	19	119	6.3	1	New Mexico State
Mike Kirkland	9/13/75	12	119	9.9	1	Air Force
Bill Burnett	9/20/69	19	119	6.3	1	Oklahoma State
Clyde Scott	9/18/48	10	119	11.9	0	Abilene Christian
Trelon Smith	11/14/20	8	118	14.8	1	Florida
Fred Talley	11/29/02	15	118	7.9	1	LSU
Oscar Malone	11/21/92	12	118	9.8	1	SMU
Marshall Foreman	10/13/84	24	118	4.9	0	Texas Tech
Ben Cowins	9/30/78	21	118	5.6	2	Tulsa
Raheim Sanders	9/3/22	20	117	5.9	0	Cincinnati
Darren McFadden	11/10/07	22	117	5.3	0	Tennessee
Ben Cowins	11/4/78	23	117	5.1	0	Rice
Ben Cowins	9/24/77	16	117	7.3	1	Tulsa
Fred Marshall	10/10/64	23	117	5.1	1	Baylor
Gerald Nesbitt	10/13/56	20	117	5.9	0	Baylor
Rawleigh Williams III	11/25/16	25	117	4.7	1	Missouri
Alex Collins	9/28/13	14	116	8.3	1	Texas A&M
Jonathan Williams	9/14/13	16	116	7.2	1	Southern Miss
Michael Smith	10/14/06	8	116	14.5	2	Southeast Missouri State
Jessie Clark	9/11/82	11	116	10.5	1	Tulsa
Scott Bull	10/11/75	10	116	11.6	2	Baylor
Bobby Burnett	11/6/65	28	116	4.1	2	Rice
Alex Collins	9/14/13	25	115	4.6	1	Southern Miss

100-YARD RUSHING GAMES (355)

PLAYER	DATE	ATT	YDS	AVG	TD	OPPONENT
Cedric Cobbs	9/13/03	20	115	5.8	1	Texas
Chrys Chukwuma	10/30/99	19	115	6.1	1	Auburn
James Rouse	12/2/89	20	115	5.8	1	SMU
Greg Thomas	9/14/85	24	115	4.8	0	Ole Miss
Ben Cowins	11/19/77	19	115	6.1	2	SMU
Henry Moore	10/15/55	21	115	5.5	0	Texas
Clyde Scott	11/1/47	22	115	5.2	1	Texas A&M
Malik Hornsby	10/8/22	8	114	14.3	0	Mississippi State
Rakeem Boyd	11/2/19	11	114	10.4	1	Mississippi State
Rakeem Boyd	8/31/19	18	114	6.3	1	Portland State
James Rouse	10/28/89	19	114	6.0	1	Houston
Ben Cowins	10/29/77	15	114	7.6	2	Rice
Jon Richardson	11/21/70	31	114	3.7	2	Texas Tech
Rakeem Boyd	10/27/18	19	113	5.9	1	Vanderbilt
Fred Talley	11/3/01	23	113	4.9	0	Ole Miss
Oscar Malone	9/17/94	9	113	12.6	0	Alabama
Greg Thomas	11/22/86	16	113	7.1	3	SMU
James Tolbert	10/31/81	12	113	9.4	2	Rice
Ike Forte	11/16/74	17	113	6.6	0	SMU
Dickey Morton	10/9/71	17	113	6.6	1	Baylor
Clyde Scott	10/9/48	16	113	7.1	1	Baylor
Rashod Dubinion	12/28/22	20	112	5.6	2	Kansas
Darren McFadden	9/23/06	25	112	4.5	1	Alabama
Matt Jones	11/1/03	15	112	7.5	1	Kentucky
E.D. Jackson	12/29/91	28	112	4.0	2	Georgia
Marshall Foreman	10/27/84	29	112	3.9	1	Houston
Russ Garber	11/7/70	18	112	6.2	0	Rice
Russell Cody	11/8/69	8	112	14.0	0	Rice
John Eichler	10/7/67	15	112	7.5	1	TCU
Jim Mooty	10/31/59	19	112	5.9	2	Texas A&M
Devwah Whaley	11/19/16	19	112	5.9	1	Mississippi State
Matt Jones	11/6/04	10	111	11.1	1	South Carolina
Fred Talley	10/13/01	33	111	3.4	0	South Carolina
Gary Anderson	9/19/81	14	111	7.9	0	Northwestern
James Tolbert	10/4/80	20	111	5.6	0	TCU
Ben Cowins	11/12/77	30	111	3.7	2	Texas A&M
Bill Burnett	11/16/68	24	111	4.6	3	SMU
Bobby Burnett	10/30/65	25	111	4.4	2	Texas A&M
Danny Brabham	10/6/62	21	111	5.3	2	TCU
Clyde Scott	9/20/47	8	111	13.9	2	Northwestern (La.) State
KJ Jefferson	1/1/22	20	110	5.5	1	Penn State
Knile Davis	11/6/10	22	110	5.0	3	South Carolina
Darren McFadden	10/20/07	22	110	5.0	0	Ole Miss
Matt Jones	11/3/01	18	110	6.1	2	Ole Miss
JuJu Harshaw	10/7/89	16	110	6.9	2	TCU
Ben Cowins	11/11/78	26	110	4.2	0	Baylor
Geno Mazzanti	11/12/49	16	110	6.9	0	SMU
Rakeem Boyd	10/13/18	7	109	15.6	1	Ole Miss
Dennis Johnson	11/3/12	22	109	5.0	2	Tulsa
Ronnie Wingo Jr.	9/17/11	20	109	5.5	2	Troy
De'Arrius Howard	9/18/04	13	109	8.4	1	Louisiana Monroe
Rod Stinson	11/15/97	19	109	5.7	1	Tennessee
Oscar Malone	10/12/96	16	109	6.8	1	Louisiana Tech
Bill Burnett	10/10/70	27	109	4.0	2	Baylor
Alex Collins	11/7/15	17	108	6.4	0	Ole Miss
Jonathan Williams	10/18/14	18	108	6.0	0	Georgia
Darren McFadden	10/15/05	13	108	8.3	2	Auburn
James Rouse	9/19/88	22	108	4.9	2	Tulsa
Bruce Maxwell	1/1/70	8	108	13.5	0	Ole Miss
Bruce Maxwell	10/25/69	18	108	6.0	1	Wichita State
Dominique Johnson	11/6/21	17	107	6.3	2	Mississippi State
Dennis Johnson	10/17/09	14	107	7.6	0	Florida
Cedric Cobbs	11/13/99	15	107	7.1	0	Tennessee
Roland Sales	9/13/79	20	107	5.4	0	Texas Tech
Kay Eakin	9/24/38	20	107	5.4	1	Oklahoma State
Felix Jones	10/14/06	5	106	21.2	1	Southeast Missouri State
Madre Hill	10/3/98	23	106	4.6	0	Kentucky
Marius Johnson	11/27/93	19	106	5.6	0	LSU
Marshall Freeman	10/4/86	31	106	3.4	1	TCU
Nathan Jones	10/19/82	7	106	15.1	0	Texas Tech
Ike Forte	10/11/75	23	106	4.6	2	Baylor
Dickey Morton	11/10/73	26	106	4.1	1	Rice

PLAYER	DATE	ATT	YDS	AVG	TD	OPPONENT
Fred Marshall	10/10/64	15	106	7.1	1	Baylor
KJ Jefferson	9/24/22	18	105	5.8	1	Texas A&M
Alex Collins	10/24/15	25	105	4.2	1	Auburn
Jonathan Williams	12/29/14	23	105	4.6	1	Texas
Darren McFadden	1/1/08	21	105	5.0	1	Missouri
Brandon Barnett	9/29/07	16	105	6.6	1	North Texas
Madre Hill	9/16/95	26	105	4.0	0	Alabama
Quinn Grovey	10/14/89	8	105	13.1	1	Texas Tech
JuJu Harshaw	11/5/88	20	105	5.3	1	Baylor
Dickey Morton	10/21/72	22	105	4.8	0	Texas
Mike Saint	10/24/70	21	105	5.0	1	Wichita State
Gerald Nesbitt	10/22/55	13	105	8.1	0	Ole Miss
Jonathan Williams	11/2/13	15	104	6.9	0	Auburn
Felix Jones	10/7/06	13	104	8.0	1	Auburn
Cedric Cobbs	9/20/03	20	104	5.2	2	North Texas
Raheim Sanders	11/4/23	18	103	5.7	0	Florida
Chrys Chukwuma	10/12/96	12	103	8.6	1	Louisiana Tech
Barry Foster	11/26/88	8	103	12.9	1	Miami
Derrick Thomas	9/29/84	8	103	12.9	0	Navy
Gary Anderson	9/1/80	9	103	11.4	1	Texas
Jon Richardson	9/11/71	18	103	5.7	0	California
Bill Burnett	11/15/69	26	103	4.0	2	SMU
Trelon Smith	9/4/21	22	102	4.6	1	Rice
Rakeem Boyd	10/6/18	15	102	6.8	0	Alabama
Felix Jones	10/8/05	14	102	7.3	2	Louisiana Monroe
Matt Jones	9/13/03	12	102	8.5	1	Texas
Bobby Burnett	11/13/65	26	102	3.9	1	SMU
Jack Brasuell	10/10/64	32	102	3.2	1	Baylor
Isaiah Augustave	11/18/23	14	101	7.2	0	FIU
AJ Green	12/28/22	13	101	7.8	1	Kansas
Raheim Sanders	10/1/22	22	101	4.6	1	Alabama
Felix Jones	10/20/07	15	101	6.7	2	Ole Miss
Cedric Cobbs	11/17/01	18	101	5.6	3	Mississippi State
Quinn Grovey	10/15/88	18	101	5.6	1	Texas
Gary Anderson	10/11/80	13	101	7.8	0	Wichita State
Roland Fuchs	11/15/75	24	101	4.2	0	SMU
Richard Miller	10/27/28	11	101	9.2	0	Texas
Rakeem Boyd	10/31/20	18	100	5.6	1	Texas A&M
Rawleigh Williams III	10/3/15	14	100	7.1	0	Tennessee
Cedric Cobbs	11/3/01	22	100	4.5	2	Ole Miss
Roland Sales	10/29/79	15	100	6.7	2	Tulsa
Jerry Eckwood	9/23/78	14	100	7.1	0	Oklahoma State
Ike Forte	10/12/74	18	100	5.6	0	Baylor
Bill Burnett	11/27/69	20	100	5.0	3	Texas Tech
Gerald Nesbitt	10/26/57	18	100	5.6	0	Ole Miss

Active players in bold



FELIX JONES' career 7.66 yards per carry average is a program record and over a yard better than the SEC record set by Bo Jackson (Auburn), but his 386 career carries are just short of the minimum of 400.

INDIVIDUAL PASSING RECORDS

PASS ATTEMPTS

GAME		
1. 59	Tyler Wilson at Texas A&M	2012
2. 53	Brandon Allen vs. Toledo	2015
3. 52	Tyler Wilson vs. LSU	2012
52	Clint Stoerner at Alabama	1999
5. 51	Tyler Wilson vs. Texas A&M	2011
51	Joe Ferguson vs. Texas A&M	1971
7. 50	Nick Starkel vs. San Jose State	2019
8. 47	Ryan Mallett vs. Ohio State	2010
9. 45	Brandon Allen vs. Georgia	2014
45	Brandon Allen at Ole Miss	2013

SEASON

1. 438	Tyler Wilson	2011
2. 411	Ryan Mallett	2010
3. 403	Ryan Mallett	2009
4. 401	Austin Allen	2016
401	Tyler Wilson	2012
6. 370	Brandon Allen	2015
7. 357	Casey Dick	2008
357	Clint Stoerner	1997
9. 339	Brandon Allen	2014
10. 317	Clint Stoerner	1999

CAREER

1. 1,023	Clint Stoerner	1996-99
2. 1,016	Brandon Allen	2012-15
3. 962	KJ Jefferson	2019-23
4. 948	Tyler Wilson	2008-12
5. 856	Barry Lunney Jr.	1992-95
6. 850	Casey Dick	2005-08
7. 814	Ryan Mallett	2009-10
8. 755	Matt Jones	2001-04
9. 644	Brad Taylor	1981-84
10. 611	Joe Ferguson	1970-72

PASS COMPLETIONS

GAME		
1. 33	Brandon Allen at Ole Miss	2015
2. 32	Brandon Allen vs. Toledo	2015
32	Tyler Wilson vs. Mississippi State	2011
4. 31	Tyler Wilson vs. LSU	2012
31	Joe Ferguson vs. Texas A&M	1971
6. 30	Brandon Allen vs. Mississippi State	2015
30	Tyler Wilson vs. Texas A&M	2011
8. 29	KJ Jefferson at BYU	2022
29	Tyler Wilson at Texas A&M	2012
10. 28	Brandon Allen vs. Georgia	2014
28	Ryan Mallett vs. Louisiana Monroe	2010

SEASON

1. 277	Tyler Wilson	2011
2. 266	Ryan Mallett	2010
3. 249	Tyler Wilson	2012
4. 245	Austin Allen	2016
5. 244	Brandon Allen	2015
6. 225	Ryan Mallett	2009
7. 205	Casey Dick	2008
8. 204	KJ Jefferson	2022
9. 198	KJ Jefferson	2021
10. 190	KJ Jefferson	2023
190	Brandon Allen	2014

CAREER

1. 626	KJ Jefferson	2019-23
2. 593	Tyler Wilson	2008-12
3. 583	Brandon Allen	2012-15
4. 528	Clint Stoerner	1996-99
5. 491	Ryan Mallett	2009-10
6. 476	Barry Lunney Jr.	1992-95
7. 473	Casey Dick	2005-08
8. 417	Matt Jones	2001-04
9. 359	Austin Allen	2014-17
10. 337	Bill Montgomery	1968-70

COMPLETION PERCENTAGE

GAME (13-19 PASS ATT.)

1. .875	Ryan Mallett (14-16) vs. Eastern Michigan	2009
2. .857	Billy Moore (12-14) vs. Tulsa	1962
3. .846	Brad Taylor (11-13) vs. Tulsa	1984
4. .823	Casey Dick (14-17) vs. Mississippi State	2007
5. .813	Matt Jones (13-16) vs. New Mexico State	2004
6. .812	Clint Stoerner (13-16) vs. South Carolina	1999
7. .800	Mitch Mustain (12-15) vs. Ole Miss	2006
.800	Kevin Scanlon (12-15) at Texas A&M	1979
.800	Joe Ferguson (12-15) vs. North Texas	1972
.800	Bill Montgomery (12-15) vs. Oklahoma State	1970

GAME (MIN. 20 PASS ATT.)

1. .875	Ryan Mallett (21-24) vs. Tennessee Tech	2010
2. .857	KJ Jefferson (18-21) vs. South Carolina	2022
3. .852	Ryan Mallett (23-27) vs. South Carolina	2009
4. .826	KJ Jefferson (19-23) vs. Mississippi State	2021
5. .818	Ronny South (18-22) vs. Texas A&M	1967
6. .815	Barry Lunney Jr. (22-27) vs. Tennessee	1995
7. .800	Brandon Allen (20-25) vs. Texas A&M	2015
.800	Kevin Scanlon (16-20) vs. Rice	1979
9. .793	Tyler Wilson (23-29) at Mississippi State	2012
10. .773	KJ Jefferson (17-22) vs. Ole Miss	2022
.773	Ryan Mallett (17-22) vs. Missouri State	2009
.773	Robby Hampton (17-22) vs. Missouri State	2000

SEASON (MIN. 100 PASS ATT.)

1. .685	Feleipe Franks (163-238)	2020
2. .680	KJ Jefferson (204-300)	2022
3. .673	KJ Jefferson (198-294)	2021
4. .662	Kevin Scanlon (92-139)	1979

5. .659	Brandon Allen (244-370)	2015
6. .647	Ryan Mallett (266-411)	2010
7. .642	KJ Jefferson (190-296)	2023
8. .632	Tyler Wilson (277-438)	2011
9. .625	Jack Robbins (95-162)	1935
10. .621	Tyler Wilson (249-401)	2012

PASSING YARDS

GAME

1. 510	Tyler Wilson vs. Texas A&M	2011
2. 442	Brandon Allen at Ole Miss	2015
3. 419	Tyler Wilson vs. Rutgers	2012
4. 412	Brandon Allen vs. Toledo	2015
5. 409	Ryan Mallett vs. Vanderbilt	2010
6. 408	Ryan Mallett vs. Georgia	2009
7. 406	Brandon Allen vs. Mississippi State	2015
8. 405	Ryan Mallett vs. Troy	2009
9. 400	Austin Allen vs. Alabama	2016
400	Ryan Mallett vs. Louisiana Monroe	2010

SEASON

1. 3,869	Ryan Mallett (266-411, 32 TD, 12 INT)	2010
2. 3,638	Tyler Wilson (277-438, 24 TD, 6 INT)	2011
3. 3,624	Ryan Mallett (225-403, 30 TD, 7 INT)	2009
4. 3,440	Brandon Allen (244-370, 30 TD, 8 INT)	2015
5. 3,430	Austin Allen (245-401, 35 TD, 15 INT)	2016
6. 3,387	Tyler Wilson (249-401, 21 TD, 13 INT)	2012
7. 2,676	KJ Jefferson (198-294, 21 TD, 4 INT)	2021
8. 2,636	KJ Jefferson (204-300, 24 TD, 5 INT)	2022
9. 2,629	Clint Stoerner (167-312, 26 TD, 8 INT)	1998
10. 2,586	Casey Dick (205-357, 13 TD, 14 INT)	2008

CAREER

1. 7,911	KJ Jefferson	2019-23
2. 7,765	Tyler Wilson	2008-12
3. 7,493	Ryan Mallett	2009-10
4. 7,463	Brandon Allen	2012-15
5. 7,422	Clint Stoerner	1996-99
6. 5,857	Matt Jones	2001-04
7. 5,856	Casey Dick	2005-08
8. 5,782	Barry Lunney Jr.	1992-95
9. 5,045	Austin Allen	2014-17
10. 4,802	Brad Taylor	1981-84



BRANDON ALLEN broke Arkansas' single-game record with six touchdown passes at Ole Miss (Nov. 7, 2015) and his own record two weeks later with seven touchdown passes against Mississippi State (Nov. 21, 2015) to equal the SEC record.

INDIVIDUAL PASSING RECORDS

TOUCHDOWN PASSES

GAME		
1. 7	Brandon Allen vs. Mississippi State.....	2015
2. 6	Brandon Allen at Ole Miss.....	2015
3. 5	KJ Jefferson at BYU.....	2022
5	Tyler Wilson vs. Kentucky.....	2012
5	Ryan Mallett vs. UTEP.....	2010
5	Ryan Mallett vs. Mississippi State.....	2009
5	Ryan Mallett vs. Troy.....	2009
5	Ryan Mallett vs. Georgia.....	2009
9. 4	KJ Jefferson vs. UAPB.....	2021
4	Feleipe Franks at Auburn.....	2020
4	Brandon Allen vs. Nicholls.....	2014
4	Tyler Wilson at Auburn.....	2010
4	Ryan Mallett vs. Texas A&M.....	2009
4	Casey Dick vs. Mississippi State.....	2007
4	Matt Jones vs. Louisiana Monroe.....	2004
4	Robby Hampton vs. Louisiana Monroe.....	2000
4	Brad Taylor vs. Rice.....	1983
4	Joe Ferguson at TCU.....	1972
4	Ronny South vs. SMU.....	1967

SEASON

1. 32	Ryan Mallett.....	2010
2. 30	Brandon Allen.....	2015
30	Ryan Mallett.....	2009
4. 26	Clint Stoerner.....	1998
5. 25	Austin Allen.....	2016
6. 24	KJ Jefferson.....	2022
24	Tyler Wilson.....	2011
8. 21	KJ Jefferson.....	2021
21	Tyler Wilson.....	2012
10. 20	Brandon Allen.....	2014

CAREER

1. 67	KJ Jefferson.....	2019-23
2. 64	Brandon Allen.....	2012-15
3. 62	Ryan Mallett.....	2009-10
4. 57	Clint Stoerner.....	1996-99
5. 53	Matt Jones.....	2001-04
6. 52	Tyler Wilson.....	2008-12
7. 47	Casey Dick.....	2005-08
8. 36	Austin Allen.....	2014-17
9. 33	Barry Lunney Jr.	1992-95
10. 29	Quinn Grovey.....	1987-90
29	Bill Montgomery.....	1968-70

CONSECUTIVE PASSES W/O INT

1. 184	Tyler Wilson.....	2011
2. 171	KJ Jefferson.....	2021
3. 146	Austin Allen.....	2016
4. 141	Ryan Mallett.....	2009
5. 134	Brandon Allen.....	2014-15
134	Clint Stoerner.....	1997-98

300-YARD PASSING GAMES

SEASON

1. 9	Ryan Mallett.....	2010
2. 5	Brandon Allen.....	2015
5	Tyler Wilson.....	2012
5	Ryan Mallett.....	2009
5. 4	Austin Allen.....	2016
4	Tyler Wilson.....	2011

SEASON - SEC GAMES

1. 6	Ryan Mallett.....	2010
2. 4	Austin Allen.....	2016
3. 3	Tyler Wilson.....	2012
3	Ryan Mallett.....	2009
5. 2	KJ Jefferson.....	2021
2	Feleipe Franks.....	2020
2	Brandon Allen.....	2015
2	Tyler Wilson.....	2011

CAREER

1. 14	Ryan Mallett.....	2009-10
2. 10	Tyler Wilson.....	2008-12
3. 5	KJ Jefferson.....	2019-23
5	Austin Allen.....	2014-17
5	Brandon Allen.....	2012-15
6. 4	Clint Stoerner.....	1996-99

CAREER - SEC GAMES

1. 9	Ryan Mallett.....	2009-10
2. 6	Tyler Wilson.....	2008-12
3. 5	Austin Allen.....	2014-17
4. 4	Clint Stoerner.....	1996-99
5. 2	KJ Jefferson.....	2019-23
2	Feleipe Franks.....	2020
2	Brandon Allen.....	2012-15



RYAN MALLET is one of just six quarterbacks in SEC history to throw 30 or more touchdown passes in a single season twice and is Arkansas' all-time leader with 14 300-yard passing games.

300-YARD PASSING GAMES (56)

PLAYER	DATE	ATT	COMP	YDS	TD	INT	OPPONENT
Tyler Wilson	10/1/11	51	30	510	3	0	Texas A&M
Brandon Allen	11/7/15	45	33	442	6	0	Ole Miss
Tyler Wilson	9/22/12	39	20	419	3	2	Rutgers
Brandon Allen	9/12/15	53	32	412	0	1	Toledo
Ryan Mallett	10/30/10	44	27	409	3	0	Vanderbilt
Ryan Mallett	9/19/09	39	21	408	5	0	Georgia
Brandon Allen	11/21/15	43	30	406	7	0	Mississippi State
Ryan Mallett	11/14/09	30	23	405	5	1	Troy
Ryan Mallett	9/11/10	43	28	400	3	1	Louisiana Monroe
Austin Allen	10/8/16	25	48	400	3	3	Alabama
Clint Stoerner	11/28/97	38	18	387	2	0	LSU
KJ Jefferson	9/17/22	19	31	385	2	1	Missouri State
Casey Dick	11/1/08	38	25	385	1	1	Tulsa
Ryan Mallett	9/18/10	33	21	380	3	0	Georgia
Tyler Wilson	9/29/12	59	29	373	1	2	Texas A&M
Tyler Wilson	10/13/12	31	23	372	5	0	Kentucky
Austin Allen	9/24/16	28	42	371	2	0	Texas A&M
KJ Jefferson	10/15/22	29	40	367	5	0	BYU
Tyler Wilson	9/1/12	27	19	367	3	0	Jacksonville State
KJ Jefferson	9/18/21	13	23	366	3	0	Georgia Southern
Tyler Wilson	11/19/11	43	32	365	3	0	Mississippi State
Tyler Wilson	11/23/12	52	31	369	1	1	LSU
Ryan Mallett	9/25/10	38	25	357	1	3	Alabama
Nick Starkel	9/21/19	50	28	356	3	5	San Jose State
Austin Allen	11/25/16	24	39	348	1	2	Missouri
Joe Ferguson	10/30/71	51	31	345	0	1	Texas A&M
Feleipe Franks	11/21/20	26	17	339	1	1	LSU
Bill Montgomery	1/1/70	34	17	338	2	1	Ole Miss

PLAYER	DATE	ATT	COMP	YDS	TD	INT	OPPONENT
Ronny South	11/25/67	33	18	335	3	2	Texas Tech
Clint Stoerner	11/27/98	38	27	334	2	0	LSU
Nathan Dick	11/22/08	43	25	333	3	1	Mississippi State
Tyler Wilson	10/16/10	34	25	332	4	2	Auburn
Ryan Mallett	11/7/09	27	23	329	0	0	South Carolina
KJ Jefferson	11/20/21	22	30	326	3	0	Alabama
KJ Jefferson	10/9/21	25	35	326	3	1	Ole Miss
Clint Stoerner	10/25/97	43	20	325	2	1	Auburn
Casey Dick	9/2/08	34	22	323	2	0	Louisiana Monroe
Ryan Mallett	11/27/10	23	13	320	3	2	LSU
Feleipe Franks	10/10/20	30	22	318	4	0	Auburn
Casey Dick	8/30/08	41	25	318	2	1	Western Illinois
Tyler Wilson	10/29/11	43	27	316	1	0	Vanderbilt
Clint Stoerner	9/25/99	52	24	316	1	1	Alabama
Brandon Allen	1/2/16	20	26	315	1	1	Kansas State
Austin Allen	11/24/17	14	29	313	2	1	Missouri
Ryan Mallett	11/21/09	34	18	313	5	2	Mississippi State
Ryan Mallett	10/9/10	38	27	310	3	1	Texas A&M
Ryan Mallett	9/5/09	22	17	309	1	0	Missouri State
Brandon Allen	9/5/15	18	14	308	4	0	UTEP
Brad Taylor	12/28/81	29	14	307	2	0	North Carolina
Nick Starkel	9/14/19	35	20	305	3	0	Colorado State
Ryan Mallett	11/20/10	26	17	305	3	1	Mississippi State
Joe Ferguson	10/7/72	32	20	304	4	0	TCU
Austin Allen	11/19/16	18	25	303	2	0	Mississippi State
Tyler Wilson	9/17/11	36	23	303	2	1	Troy
Ryan Mallett	11/6/10	30	21	303	1	1	South Carolina
Ryan Mallett	9/4/10	24	21	301	3	1	Tennessee Tech



TYLER WILSON holds the school record for single-game passing yards with 510 against Texas A&M in 2011.



In his first season as a starter in 2016, **AUSTIN ALLEN** led the SEC with 3,430 yards passing thanks to four 300-yard games in conference play.

INDIVIDUAL RECEIVING RECORDS

RECEPTIONS

GAME		
1. 13	Jarius Wright vs. Texas A&M (281 yards, 2 TD).....	2011
13	James Shibest at SMU (199 yards, 2 TD).....	1984
13	Wear Schoonover at Baylor (152 yards, 0 TD).....	1929
4. 12	Cobi Hamilton vs. Ole Miss (146 yards, 0 TD).....	2012
12	Greg Childs vs. Louisiana Monroe (146 yards, 2 TD).....	2010
12	Mike Reppond at Rice (204 yards, 0 TD).....	1971
12	Chuck Dicus vs. Georgia (169 yards, 1 TD).....	1968
8. 11	Treyton Burks vs. Ole Miss (137 yards, 1 TD).....	2020
11	Cobi Hamilton vs. Tulsa (177 yards, 0 TD).....	2012
11	Cobi Hamilton at Texas A&M (162 yards, 0 TD).....	2012

SEASON

1. 90	Cobi Hamilton (1,335 yards, 5 TD).....	2012
2. 66	Treyton Burks (1,104 yards, 11 TD).....	2021
66	Jarius Wright (1,117 yards, 12 TD).....	2011
4. 65	Drew Morgan (739 yards, 3 TD).....	2016
5. 63	Drew Morgan (843 yards, 10 TD).....	2015
6. 62	J.J. Meadors (584 yards, 2 TD).....	1995
7. 61	D.J. Williams (723 yards, 3 TD).....	2008
8. 59	Jadon Haselwood (702 yards, 3 TD).....	2022
9. 56	Andrew Armstrong (764 yards, 5 TD).....	2023
56	Mike Reppond (986 yards, 3 TD).....	1971

CAREER

1. 175	Cobi Hamilton (2,854 yards, 18 TD).....	2009-12
2. 168	Jarius Wright (2,934 yards, 24 TD).....	2008-11
3. 164	Joe Adams (2,410 yards, 17 TD).....	2008-11
4. 153	Anthony Eubanks (2,440 yards, 16 TD).....	1994-97
5. 152	D.J. Williams (1,855 yards, 10 TD).....	2007-10
6. 146	Treyton Burks (2,399 yards, 18 TD).....	2019-21
7. 144	George Wilson (2,151 yards, 16 TD).....	2000-03
8. 138	Drew Morgan (1,763 yards, 14 TD).....	2013-16
138	Marcus Monk (2,151 yards, 27 TD).....	2004-07
10. 137	Anthony Lucas (2,879 yards, 23 TD).....	1996-99

RECEIVING YARDS

GAME		
1. 303	Cobi Hamilton vs. Rutgers (10 catches, 3 TD).....	2012
2. 281	Jarius Wright vs. Texas A&M (13 catches, 2 TD).....	2011
3. 206	Treyton Burks at Missouri (10 catches, 1 TD).....	2020
4. 204	Mike Reppond vs. Rice (12 catches, 0 TD).....	1971
5. 201	Lucas Miller at Mississippi State (10 catches, 1 TD).....	2008
6. 199	James Shibest at SMU (13 catches, 2 TD).....	1984
7. 194	Anthony Lucas at SMU (6 catches, 3 TD).....	1999
8. 193	Chuck Dicus vs. Rice (8 catches, 2 TD).....	1968
9. 192	Marcus Monk at South Carolina (8 catches, 1 TD).....	2006
10. 179	Treyton Burks at Alabama (8 catches, 2 TD).....	2021

SEASON

1. 1,335	Cobi Hamilton (90 catches, 5 TD).....	2012
2. 1,117	Jarius Wright (66 catches, 12 TD).....	2011
3. 1,104	Treyton Burks 66 catches, 11 TD).....	2021
4. 1,004	Anthony Lucas (43 catches, 10 TD).....	1998
5. 986	Mike Reppond (56 catches, 3 TD).....	1971
6. 962	Marcus Monk (50 catches, 11 TD).....	2006
7. 907	James Shibest (51 catches, 7 TD).....	1984
8. 901	Matt Landers (47 catches, 8 TD).....	2022
9. 900	George Wilson (50 catches, 6 TD).....	2003
10. 897	Derek Russell (43 catches, 8 TD).....	1990

CAREER

1. 2,934	Jarius Wright (168 catches, 24 TD).....	2008-11
2. 2,879	Anthony Lucas (137 catches, 23 TD).....	1995-99
3. 2,854	Cobi Hamilton (175 catches, 18 TD).....	2009-12
4. 2,440	Anthony Eubanks (153 catches, 16 TD).....	1994-97
5. 2,410	Joe Adams (164 catches, 17 TD).....	2008-11
6. 2,399	Treyton Burks (146 catches, 18 TD).....	2019-21
7. 2,151	Marcus Monk (138 catches, 27 TD).....	2004-07
2,151	George Wilson (144 catches, 16 TD).....	2000-03
9. 2,066	Greg Childs (133 catches, 15 TD).....	2008-11
10. 1,920	James Shibest (97 catches, 10 TD).....	1983-86

RECEIVING YARDS

CONSECUTIVE GAMES

1. 465	Cobi Hamilton (303 vs. Rutgers, 162 at Texas A&M).....	2012
2. 367	Derek Holloway (141 vs. North Carolina*, 196 vs. Tulsa).....	1981
3. 357	Jarius Wright (281 vs. Texas A&M, 76 vs. Auburn).....	2011
4. 349	Anthony Lucas (177 vs. Ole Miss, 172 at Tennessee).....	1998
5. 329	Marcus Monk (192 at South Carolina, 137 vs. Tennessee).....	2006
6. 323	Cobi Hamilton (146 vs. Ole Miss, 177 vs. Tulsa).....	2012
7. 317	Cobi Hamilton (14 vs. Alabama, 303 vs. Rutgers).....	2012
317	Chuck Dicus (146 vs. Texas, 171 vs. Ole Miss**).....	1969
9. 308	Treyton Burks (179 at Alabama, 129 vs. Missouri).....	2021
308	Mike Reppond (137 at Baylor, 171 vs. Texas).....	1971

* 1981 Gator Bowl / ** 1970 Sugar Bowl

TOUCHDOWN RECEPTIONS

GAME

1. 3	Matt Landers at BYU.....	2022
3	Jeremy Sprinkle vs. Mississippi State.....	2015
3	Drew Morgan at Ole Miss.....	2015
3	Cobi Hamilton vs. Rutgers.....	2012
3	Anthony Lucas at SMU.....	1999
3	Alton Baldwin vs. TCU.....	1945
3	Alton Baldwin vs. Arkansas A&M.....	1944

SEASON

1. 12	Jarius Wright.....	2011
2. 11	Treyton Burks.....	2021
11	Marcus Monk.....	2006
4. 10	Drew Morgan.....	2015
10	Anthony Lucas.....	1998
6. 8	Matt Landers.....	2022
8	Keon Hatcher.....	2016
8	Derek Russell.....	1990
8	Chuck Dicus.....	1968
10. 7	Treyton Burks.....	2020
7	Joe Adams.....	2009
7	Greg Childs.....	2009
7	Marcus Monk.....	2005
7	Richard Smith.....	2003
7	George Wilson.....	2002
7	Boo Williams.....	2000
7	James Shibest.....	1984
7	Jim Benton.....	1937
7	Wear Schoonover.....	1929

CAREER

1. 27	Marcus Monk.....	2004-07
2. 24	Jarius Wright.....	2008-11
3. 23	Anthony Lucas.....	1995-99
4. 19	Keon Hatcher.....	2012-16
5. 18	Treyton Burks.....	2019-21
18	Cobi Hamilton.....	2009-12
7. 17	Joe Adams.....	2008-11
17	Richard Smith.....	2000-03
9. 16	George Wilson.....	2000-03
16	Anthony Eubanks.....	1994-97
16	Derek Russell.....	1987-90
16	Chuck Dicus.....	1968-70

100-YARD RECEIVING GAMES

SEASON

1. 6	Treyton Burks.....	2021
2. 5	Anthony Lucas.....	1998
5	Anthony Eubanks.....	1997
4. 4	Matt Landers.....	2022
4	Cobi Hamilton.....	2012
4	Jarius Wright.....	2011
4	George Wilson.....	2003
4	Mike Reppond.....	1971
9. 3	Jared Cornelius.....	2016
3	Drew Morgan.....	2015
3	Joe Adams.....	2010
3	Greg Childs.....	2009
3	D.J. Williams.....	2008
3	Marcus Monk.....	2006
3	Anthony Eubanks.....	1996
3	Derek Russell.....	1990
3	James Shibest.....	1984
3	Chuck Dicus.....	1969

CAREER

1. 11	Anthony Lucas.....	1995-99
2. 10	Treyton Burks.....	2019-21
3. 9	Jarius Wright.....	2008-11
9	Anthony Eubanks.....	1994-97
5. 8	Cobi Hamilton.....	2009-12
6. 7	Joe Adams.....	2008-11
7. 6	George Wilson.....	2001-03
8. 5	Greg Childs.....	2008-11
5	Derek Russell.....	1987-90
5	Chuck Dicus.....	1968-70



TREYTON BURKS set the single-season school record with six 100-yard games in 2022 on his way to 1,104 yards – third-most in school history – and 11 touchdowns – second-most in school history.

100-YARD RECEIVING GAMES (160)

PLAYER	DATE	REC	YDS	TD	OPPONENT
Cobi Hamilton	9/22/12	10	303	3	Rutgers
Jarius Wright	10/1/11	13	281	2	Texas A&M
Treyton Burks	12/5/20	10	206	1	Missouri
Mike Reppond	11/6/71	12	204	0	Rice
Lucas Miller	11/22/08	10	201	1	Mississippi State
James Shibest	11/24/84	13	199	2	SMU
Anthony Lucas	9/4/99	6	194	3	SMU
Chuck Dicus	11/9/68	8	193	2	Rice
Marcus Monk	11/4/06	8	192	1	South Carolina
Treyton Burks	11/20/21	8	179	2	Alabama
Cobi Hamilton	11/3/12	11	177	0	Tulsa
Anthony Lucas	11/7/98	4	177	2	Ole Miss
George Wilson	11/1/03	9	172	1	Kentucky
Anthony Lucas	11/14/98	8	172	2	Tennessee
Boo Williams	9/16/00	5	171	2	Boise State
Mike Reppond	10/16/71	8	171	1	Texas
Chuck Dicus	1/1/70	6	171	1	Ole Miss
Derek Holloway	9/11/82	5	169	1	Tulsa
Chuck Dicus	1/1/69	12	169	1	Georgia
Treyton Burks	9/25/21	6	167	1	Texas A&M
Anthony Eubanks	10/25/97	9	167	1	Auburn
Derek Russell	10/6/90	8	166	2	TCU
Cobi Hamilton	11/27/10	3	164	2	LSU
Greg Childs	10/16/10	9	164	2	Auburn
Derek Russell	10/28/89	6	164	2	Houston
Cobi Hamilton	9/29/12	11	162	0	Texas A&M
James Shibest	9/29/84	9	156	2	Navy
Chuck Dicus	10/4/69	9	156	2	TCU
Drew Morgan	9/26/15	8	155	1	Texas A&M
Wear Schoonover	10/19/29	13	152	0	Baylor
Jonathan Williams	10/13/12	3	150	2	Kentucky
Chuck Dicus	10/3/70	6	150	0	TCU
Anthony Lucas	10/3/98	6	149	1	Kentucky
Max Peacock	11/25/67	7	149	1	Texas Tech
Gary Stiggers	10/28/78	5	148	0	Houston
Cobi Hamilton	10/27/12	12	146	0	Ole Miss
Greg Childs	9/11/10	12	146	2	Louisiana Monroe
Chuck Dicus	12/6/69	9	146	1	Texas
Jared Cornelius	10/8/16	5	146	0	Alabama
Anthony Eubanks	11/28/97	4	142	1	LSU
Mike Woods	11/21/20	4	140	0	LSU
Greg Childs	9/19/09	5	140	2	Georgia
Jarius Wright	9/5/09	6	139	0	Missouri State
Joe Adams	9/4/10	6	138	2	Tennessee Tech
Anthony Eubanks	10/12/96	8	138	1	Louisiana Tech
Treyton Burks	10/17/20	11	137	1	Ole Miss
D.J. Williams	11/7/09	7	137	0	South Carolina
Marcus Monk	11/11/06	8	137	2	Tennessee
Anthony Lucas	11/28/97	6	137	1	LSU
Derek Russell	10/1/88	4	137	1	TCU
Mike Reppond	10/9/71	5	137	2	Baylor
Bruce Maxwell	1/1/70	9	137	1	Ole Miss
Treyton Burks	10/9/21	7	136	1	Ole Miss
Derek Russell	11/24/90	5	136	1	SMU
Jarius Wright	10/29/11	10	135	1	Vanderbilt
Greg Childs	10/17/09	4	135	1	Florida
Steven Harris	9/18/04	6	133	2	Louisiana Monroe
Mike Reppond	10/2/71	7	133	0	TCU
Lance Alworth	11/18/61	6	133	1	SMU
Jordan Jones	9/1/18	5	132	1	Eastern Illinois
Cobi Hamilton	9/10/11	5	132	1	New Mexico
Jarius Wright	9/25/10	6	131	0	Alabama
Cobi Hamilton	11/21/09	3	131	2	Mississippi State
Joe Adams	9/18/10	6	130	0	Georgia
Anthony Eubanks	9/28/96	8	130	1	Louisiana Monroe
Treyton Burks	11/26/21	7	129	1	Missouri
Mike Woods	11/14/20	2	129	2	Florida
Hunter Henry	11/21/15	7	129	2	Mississippi State
D.J. Williams	11/1/08	6	129	0	Tulsa
D.J. Williams	10/25/08	10	129	0	Ole Miss
Bobby Crockett	1/1/66	10	129	1	LSU
Derek Russell	9/22/90	7	128	0	Tulsa



COBI HAMILTON set the Razorback single-game receiving record with 303 yards on 10 receptions against Rutgers in 2012. The 303 receiving yards is still an SEC record.

PLAYER	DATE	REC	YDS	TD	OPPONENT
James Shibest	10/20/84	7	128	1	Texas
Treyton Burks	9/18/21	3	127	1	Georgia Southern
J.J. Meadors	9/3/94	5	127	2	SMU
Jim Hodge	9/9/72	7	127	0	Southern California
Jared Cornelius	9/24/16	7	126	1	Texas A&M
Richard Smith	10/5/02	3	125	1	Tennessee
Chuck Dicus	10/11/69	4	125	0	Baylor
Joe Adams	10/22/11	4	124	0	Ole Miss
Greg Childs	11/28/09	5	124	0	LSU
D.J. Williams	9/6/08	5	124	2	Louisiana Monroe
Marcus Monk	9/16/06	5	124	1	Vanderbilt
Matt Landers	9/17/22	7	123	0	Missouri State
Richard Smith	10/18/03	6	123	1	Florida
David Dickey	11/25/67	6	123	1	Texas Tech
Jordan Jones	11/24/17	2	122	1	Missouri
Drew Morgan	11/7/15	9	122	3	Ole Miss
Brandon Mitchell	9/1/12	4	122	0	Jacksonville State
Richard Smith	9/6/03	3	122	1	Tulsa
Matt Landers	12/28/22	3	121	1	Kansas
James Shibest	10/4/86	5	121	0	TCU
Joe Adams	1/4/11	9	120	1	Ohio State
Harry Jones	10/1/66	2	120	2	TCU
Bobby Crockett	10/30/65	5	120	1	Texas A&M
Matt Landers	11/5/22	6	119	0	Liberty
Chris Gragg	11/19/11	8	119	1	Mississippi State
Donny Bobo	9/10/77	2	119	1	New Mexico State
Floyd Sagely	11/28/53	6	118	1	Tulsa
Treyton Burks	10/31/20	7	117	2	Texas A&M
Hunter Henry	9/12/15	8	117	0	Toledo
Luke Hasz	9/23/23	9	116	2	LSU
Jonathan Nance	10/7/17	8	116	1	South Carolina
Jim Benton	11/20/37	8	116	0	George Washington
Matt Landers	10/29/22	4	115	0	Auburn
Mike Woods	9/21/19	4	115	1	San Jose State
George Wilson	11/23/01	7	115	1	LSU
Jim Hodge	11/14/70	4	115	0	SMU
Steven Harris	10/2/04	6	114	0	Florida
Jadon Haselwood	10/8/22	3	113	0	Mississippi State
Anthony Lucas	9/5/98	4	113	2	Louisiana Lafayette
Gerald McMurray	11/7/81	5	113	0	Baylor
Jarius Wright	11/1/08	5	112	0	Tulsa
Cobi Hamilton	11/6/10	7	111	1	South Carolina
George Wilson	9/13/03	5	111	1	Texas
George Wilson	12/30/02	8	111	1	Minnesota
Boo Williams	9/2/00	4	111	1	Missouri State

PLAYER	DATE	REC	YDS	TD	OPPONENT
Anthony Eubanks	10/5/96	6	111	0	Florida
Anthony Lucas	10/7/95	4	111	2	Tennessee
Drew Morgan	10/3/15	5	110	0	Tennessee
Hunter Henry	11/1/14	7	110	0	Mississippi State
Chris Gragg	9/1/12	7	110	2	Jacksonville State
Joe Adams	10/3/09	3	110	0	Texas A&M
Gary Anderson	10/9/82	4	110	1	Texas Tech
Treyton Burks	10/16/21	9	109	2	Auburn
Hunter Henry	9/28/13	4	109	0	Texas A&M
Joe Adams	9/17/11	8	109	1	Troy
Joe Adams	10/31/09	3	109	2	Eastern Michigan
Jarius Wright	9/3/11	6	108	2	Missouri State
Jarius Wright	9/19/09	4	108	1	Georgia
Anthony Eubanks	10/28/95	8	108	1	Auburn
Donnie Centers	11/1/86	3	108	1	Rice
Donnie Centers	9/27/86	4	108	1	New Mexico State
Keon Hatcher	9/20/14	6	107	1	Northern Illinois
Keon Hatcher	9/5/15	6	106	2	UTEP
Anthony Lucas	9/23/95	6	106	1	Memphis
Lewis Carpenter	9/27/52	3	106	1	Houston
Jared Cornelius	10/1/16	4	106	2	Alcorn State
Keon Hatcher	11/25/16	3	106	0	Missouri
Dominique Reed	11/7/15	7	105	2	Ole Miss
Jarius Wright	11/20/10	2	105	1	Mississippi State
George Wilson	11/3/01	8	105	1	Ole Miss
Keon Hatcher	12/29/16	6	105	1	Virginia Tech
George Wilson	10/25/03	6	104	0	Ole Miss
Anthony Eubanks	9/20/97	7	104	1	Alabama
Andrew Armstrong	11/4/23	3	103	0	Florida
Jarius Wright	11/5/11	4	103	2	South Carolina
Anthony Lucas	10/14/95	5	103	0	Ole Miss
Treyton Burks	9/26/20	7	102	1	Georgia
Anthony Lucas	11/6/99	6	102	0	Ole Miss
Bobby Nichols	10/30/71	9	102	0	Texas A&M
Bobby Crockett	10/16/65	8	102	1	Texas
Cedric Washington	11/20/04	5	101	0	Mississippi State
Anthony Eubanks	11/6/97	7	101	1	Ole Miss
Bobby Duckworth	9/20/80	4	101	1	Oklahoma State
Jonathan Nance	9/23/17	3	100	1	Texas A&M
George Wilson	9/20/03	4	100	1	North Texas
Anthony Lucas	9/19/98	3	100	1	SMU
Anthony Eubanks	9/27/97	5	100	1	Louisiana Tech
Donny Bobo	10/1/77	5	100	1	TCU

Active players in **bold**

INDIVIDUAL TOTAL OFFENSE RECORDS

PLAYS

GAME	
1. 62	Tyler Wilson at Texas A&M (3 rushes, 59 passes, 1 TD).....2012
2. 61	Tyler Wilson vs. LSU (9 rushes, 52 passes, 1 TD).....2012
3. 57	Tyler Wilson vs. Texas A&M (6 rushes, 51 passes, 3 TD).....2011
4. 56	KJ Jefferson at Ole Miss (17 rushes, 39 passes, 2 TD).....2023
56	Brandon Allen vs. Toledo (3 rushes, 53 passes, 0 TD).....2015
56	Joe Ferguson vs. Texas A&M (5 rushes, 51 passes, 1 TD).....1971
7. 55	KJ Jefferson at Ole Miss (20 rushes, 35 passes, 6 TD).....2021
8. 54	Clint Stoerner at Alabama (2 rushes, 52 passes, 1 TD).....1999
54	Clint Stoerner at Ole Miss (15 rushes, 39 passes, 0 TD).....1997
54	Clint Stoerner vs. Auburn (11 rushes, 43 passes, 2 TD).....1997
54	Bill Montgomery at Texas (19 rushes, 35 passes, 1 TD).....1968

SEASON

1. 498	Tyler Wilson (60 rushes, 438 passes, 28 TD).....2011
2. 466	Austin Allen (65 rushes, 401 passes, 27 TD).....2016
3. 461	Ryan Mallett (58 rushes, 403 passes, 32 TD).....2009
4. 458	KJ Jefferson (158 rushes, 300 passes, 33 TD).....2022
5. 457	KJ Jefferson (161 rushes, 296 passes, 21 TD).....2023
6. 455	Ryan Mallett (44 rushes, 411 passes, 36 TD).....2010
7. 442	Tyler Wilson (41 rushes, 401 passes, 21 TD).....2012
8. 440	KJ Jefferson (146 rushes, 294 passes, 27 TD).....2021
9. 438	Clint Stoerner (81 rushes, 357 passes, 14 TD).....1997
10. 429	Casey Dick (72 rushes, 357 passes, 16 TD).....2008

CAREER

1. 1,485	KJ Jefferson (523 rushes, 962 passes, 88 TD).....2019-23
2. 1,200	Clint Stoerner (177 rushes, 1,023 passes, 62 TD).....1996-99
3. 1,192	Barry Lunney Jr. (336 rushes, 856 passes, 40 TD).....1992-95
4. 1,151	Brandon Allen (135 rushes, 1,016 passes, 68 TD).....2012-15
5. 1,137	Matt Jones (382 rushes, 755 passes, 77 TD).....2001-04
6. 1,058	Tyler Wilson (110 rushes, 948 passes, 56 TD).....2008-12
7. 978	Quinn Grovey (452 rushes, 526 passes, 50 TD).....1987-90
8. 973	Brad Taylor (329 rushes, 644 passes, 35 TD).....1981-84
9. 959	Casey Dick (105 rushes, 850 passes, 4 rec, 51 TD).....2005-08
10. 916	Ryan Mallett (102 rushes, 814 passes, 68 TD).....2009-10

YARDS

GAME	
1. 481	Tyler Wilson vs. Texas A&M (-29 rushing, 510 passing, 3 TD).....2011
2. 448	Brandon Allen at Ole Miss (6 rushing, 442 passing, 6 TD).....2015
3. 435	Brandon Allen vs. Toledo (23 rushing, 412 passing, 0 TD).....2015
4. 426	Tyler Wilson vs. Rutgers (7 rushing, 419 passing, 3 TD).....2012
5. 425	KJ Jefferson vs. Missouri St. (40 rushing, 385 passing, 3 TD).....2022
6. 417	KJ Jefferson vs. Kansas (130 rushing, 287 passing, 4 TD).....2022
7. 414	Ryan Mallett vs. Georgia (6 rushing, 408 passing, 5 TD).....2009
8. 411	KJ Jefferson at Ole Miss (85 rushing, 326 passing, 6 TD).....2021
411	Brandon Allen vs. Miss. St. (5 rushing, 406 passing, 7 TD).....2015
10. 402	Ryan Mallett vs. Vanderbilt (-7 rushing, 409 passing, 3 TD).....2010

SEASON

1. 3,795	Ryan Mallett (-74 rushing, 3,869 passing, 36 TD).....2010
2. 3,635	Tyler Wilson (-3 rushing, 3,638 passing, 28 TD).....2011
3. 3,595	Ryan Mallett (-29 rushing, 3,624 passing, 32 TD).....2009
4. 3,547	Brandon Allen (107 rushing, 3,440 passing, 31 TD).....2015
5. 3,394	Tyler Wilson (7 rushing, 3,387 passing, 21 TD).....2012
6. 3,340	KJ Jefferson (664 rushing, 2,676 passing, 27 TD).....2021
7. 3,304	Austin Allen (-126 rushing, 3,430 passing, 27 TD).....2016
8. 3,276	KJ Jefferson (640 rushing, 2,636 passing, 33 TD).....2022
9. 2,695	Matt Jones (622 rushing, 2,073 passing, 21 TD).....2004
10. 2,624	Matt Jones (707 rushing, 1,917 passing, 26 TD).....2003

CAREER

1. 9,787	KJ Jefferson (1,876 rushing, 7,911 passing, 88 TD).....2019-23
2. 8,392	Matt Jones (2,535 rushing, 5,947 passing, 77 TD).....2001-04
3. 7,721	Tyler Wilson (-44 rushing, 7,765 passing, 56 TD).....2008-12
4. 7,596	Brandon Allen (133 rushing, 7,463 passing, 68 TD).....2012-15
5. 7,390	Ryan Mallett (-103 rushing, 7,493 passing, 68 TD).....2009-10
6. 7,049	Clint Stoerner (-373 rushing, 7,422 passing, 62 TD).....1996-99
7. 6,242	Quinn Grovey (1,756 rushing, 4,496 passing, 50 TD).....1987-90
8. 5,887	Barry Lunney Jr. (105 rushing, 5,782 passing, 40 TD).....1992-95
9. 5,623	Casey Dick (-233 rushing, 5,856 passing, 51 TD).....2005-08
10. 5,145	Brad Taylor (343 rushing, 4,802 passing, 35 TD).....1981-84

TOUCHDOWN RESPONSIBILITY

GAME	
1. 7	Brandon Allen vs. Mississippi State.....2015
2. 6	KJ Jefferson at Ole Miss.....2021
6	Brandon Allen at Ole Miss.....2015
6	Ryan Mallett vs. UTEP.....2010
6	Madre Hill vs. South Carolina.....1995
6. 5	KJ Jefferson at BYU.....2022
5	Alex Collins vs. UT Martin.....2015
5	Tyler Wilson vs. Kentucky.....2012
5	Ryan Mallett vs. Mississippi State.....2009
5	Ryan Mallett vs. Troy.....2009
5	Ryan Mallett vs. Georgia.....2009
5	Quinn Grovey vs. Houston.....1989
5	Jessie Clark vs. Baylor.....1981
5	Gene Davidson vs. Oklahoma Mines.....1916
5	Gene Davidson vs. Hendrix.....1915

SEASON

1. 36	Ryan Mallett (4 rushing, 32 passing).....2010
2. 33	KJ Jefferson (9 rushing, 24 passing).....2022
3. 32	Ryan Mallett (2 rushing, 30 passing).....2009
4. 31	Brandon Allen (1 rushing, 30 passing).....2015
5. 28	Tyler Wilson (4 rushing, 24 passing).....2011
6. 27	KJ Jefferson (6 rushing, 21 passing).....2021
27	Austin Allen (2 rushing, 25 passing).....2016
27	Clint Stoerner (1 rushing, 26 passing).....1998
9. 26	Matt Jones (8 rushing, 18 passing).....2003
10. 23	Quinn Grovey (5 rushing, 18 passing).....1990

CAREER

1. 88	KJ Jefferson (19 rushing, 48 passing).....2019-23
2. 77	Matt Jones (24 rushing, 53 passing).....2001-04
3. 68	Brandon Allen (4 rushing, 64 passing).....2012-15
68	Ryan Mallett (6 rushing, 62 passing).....2009-10
5. 62	Clint Stoerner (5 rushing, 57 passing).....1996-99
6. 56	Tyler Wilson (4 rushing, 52 passing).....2008-12
7. 51	Casey Dick (3 rushing, 47 passing, 1 receiving).....2005-08
51	Darren McFadden (41 rush, 7 pass, 2 rec., 1 ko ret.).....2005-07
9. 50	Quinn Grovey (21 rushing, 29 passing).....1987-90
10. 46	Bill Burnett (46 rushing, 0 passing).....1968-70

YARDS PER PLAY

SEASON (MIN. 150 PLAYS)

1. 8.34	Ryan Mallett (455 for 3,795).....2010
2. 8.33	Brandon Allen (426 for 3,547).....2015
3. 8.05	Matt Jones (326 for 2,624).....2003
4. 7.80	Ryan Mallett (461 for 3,595).....2009
5. 7.77	Matt Jones (347 for 2,695).....2004
6. 7.68	Tyler Wilson (442 for 3,394).....2012
7. 7.59	KJ Jefferson (440 for 3,340).....2021
8. 7.58	Felix Jones (154 for 1,168).....2006
9. 7.34	Jack Robbins (213 for 1,564).....1935
10. 7.30	Tyler Wilson (498 for 3,635).....2011

CAREER (MIN. 500 PLAYS)

1. 8.07	Ryan Mallett (916 for 7,390).....2009-10
2. 7.35	Matt Jones (1,137 for 8,352).....2001-04
3. 7.30	Tyler Wilson (1,058 for 7,721).....2008-12
4. 6.60	Brandon Allen (1,151 for 7,596).....2012-15
5. 6.59	KJ Jefferson (1,485 for 9,787).....2019-23
6. 6.38	Quinn Grovey (978 for 6,242).....1987-90
7. 5.94	Darren McFadden (807 for 4,795).....2005-07
8. 5.91	Jack Robbins (577 for 3,408).....1935-37
9. 5.87	Clint Stoerner (1,200 for 7,049).....1996-99
10. 5.86	Casey Dick (959 for 5,624).....2005-08



Ranking second in Arkansas history in career yards (8,392) and career touchdowns (77), quarterback **MATT JONES** led the Razorbacks to a 7-1 record when he ran for 100 yards.

INDIVIDUAL ALL-PURPOSE RECORDS

ALL-PURPOSE YARDAGE

GAME	
1. 355	Darren McFadden vs. South Carolina (38 plays, 1 TD).....2007
2. 315	Darren McFadden at South Carolina (29 plays, 2 TD).....2006
3. 303	Cobi Hamilton vs. Rutgers (10 plays, 3 TD).....2012
4. 293	Harry Jones vs. Oklahoma State (11 plays, 2 TD).....1965
5. 287	Felix Jones vs. Troy (16 plays, 2 TD).....2007
6. 281	Jarius Wright vs. Texas A&M (13 plays, 2 TD).....2011
7. 271	Dickey Morton at Baylor (28 plays, 2 TD).....1973
8. 261	Raheim Sanders vs. Ole Miss (29 plays, 3 TD).....2022
9. 259	Alex Collins vs. Kansas State (25 plays, 3 TD)*.....2016
10. 253	Michael Smith at Kentucky (40 plays, 2 TD).....2008

* 2016 AutoZone Liberty Bowl

SEASON

1. 2,310	Darren McFadden (362 plays, 17 TD).....2007
2. 2,058	Darren McFadden (305 plays, 16 TD).....2006
3. 1,990	Felix Jones (171 plays, 13 TD).....2007
4. 1,829	Felix Jones (192 plays, 10 TD).....2006
5. 1,746	Alex Collins (276 plays, 20 TD).....2015
6. 1,714	Raheim Sanders (250 plays, 12 TD).....2022
7. 1,604	Dickey Morton (243 plays, 5 TD).....1973
8. 1,583	Madre Hill (330 plays, 16 TD).....1995
9. 1,580	Rawleigh Williams III (260 plays, 13 TDs).....2016
10. 1,513	Darren McFadden (202 plays, 11 TD).....2005

CAREER

1. 5,881	Darren McFadden (869 plays, 44 TD).....2005-07
2. 5,330	Dennis Johnson (527 plays, 20 TD).....2008-12
3. 5,099	Felix Jones (488 plays, 27 TD).....2005-07
4. 4,535	Gary Anderson (630 plays, 19 TD).....1979-82
5. 4,057	Alex Collins (698 plays, 36 TD).....2013-15
6. 4,070	Dickey Morton (647 plays, 17 TD).....1971-73
7. 3,750	Ben Cowins (662 plays, 30 TD).....1975-78
8. 3,657	Cedric Cobbs (636 plays, 28 TD).....1999-2003
9. 3,610	DeCori Birmingham (403 plays, 13 TD).....2001-04
10. 3,583	James Rouse (614 plays, 39 TD).....1985-89

SCORING - POINTS

GAME	
1. 36	Madre Hill vs. South Carolina (6 TD).....1995
2. 33	Gene Davidson vs. Oklahoma Mines (5 TD, 3 PAT).....1916
33	Gene Davidson vs. Hendrix (5 TD, 3 PAT).....1915
4. 30	Alex Collins vs. UT Martin (5 TD).....2015
30	Jessie Clark vs. Baylor (5 TD).....1981
6. 26	Richard Miller vs. Central Missouri (4 TD, 2 PAT).....1927
26	Gene Davidson vs. Central Missouri (4 TD, 2 PAT).....1917
8. 24	Rawleigh Williams III at Mississippi State (4 TD).....2016
24	Jonathan Williams at Texas Tech (4 TD).....2014
24	Darren McFadden vs. Florida International (4 TD).....2007
24	James Rouse vs. New Mexico (4 TD).....1987
24	Darryl Bowles vs. TCU (4 TD).....1980

SEASON

1. 120	Alex Collins (20 TD).....2015
120	Bill Burnett (20 TD).....1969
3. 118	Zach Hocker (21 FG, 55 PAT).....2011
4. 109	Alex Tejada (17 FG, 58 PAT).....2007
5. 106	Cam Little (20 FG, 46 PAT).....2021
106	Alex Tejada (16 FG, 58 PAT).....2009
7. 104	Zach Hocker (16 FG, 56 PAT).....2010
8. 102	Darren McFadden (17 TD).....2007
102	Kendall Trainor (24 FG, 30 PAT).....1988
102	James Rouse (17 TD).....1987

CAREER

1. 354	Zach Hocker (61 FG, 171 PAT).....2010-13
2. 294	Bill Burnett (49 TD).....1968-70
3. 288	Cam Little (53 FG, 129 PAT).....2021-23
4. 280	Steve Little (53 FG, 121 PAT).....1974-77
5. 268	Darren McFadden (44 TD, 2 two-point).....2005-07
6. 267	Todd Wright (60 FG, 87 PAT).....1989-92
7. 264	Kendall Trainor (51 FG, 111 PAT).....1985-88
8. 252	Todd Latourette (47 FG, 111 PAT).....1995-98
9. 247	Alex Tejada (37 FG, 136 PAT).....2007-10
10. 238	James Rouse (39 TD, 2 two-point).....1985-89

MOST TOUCHDOWNS

GAME	
1. 6	Madre Hill vs. South Carolina1995
2. 5	Alex Collins vs. UT Martin2015
5	Jessie Clark vs. Baylor1981
5	Gene Davidson vs. Oklahoma Mines1916
5	Gene Davidson vs. Hendrix1915
6. 4	14 others
	(Most recent: Rawleigh Williams III at Mississippi St.)2016

SEASON

1. 20	Alex Collins2015
20	Bill Burnett1969
3. 17	Darren McFadden2007
17	James Rouse1987
5. 16	Darren McFadden2006
16	Madre Hill1995
16	Bill Burnett1968
16	David Dickey1967
16	Bobby Burnett1965
10. 14	Jonathan Williams2014
14	Knile Davis2010
14	Ben Cowins1977
14	Billy Moore1962

CAREER

1. 49	Bill Burnett1968-70
2. 44	Darren McFadden2005-07
3. 39	James Rouse1985-89
4. 36	Alex Collins2013-15
5. 30	Ben Cowins1975-78
6. 28	Cedric Cobbs1999-2003
28	David Dickey1966-68
8. 27	Felix Jones2005-07
27	Marcus Monk2004-07
27	Madre Hill1994-98



DARREN MCFADDEN is Arkansas' all-time career leader in all-purpose yards (5,881) and is the only Razorback to ever accumulate more than 2,000 all-purpose yards in a season (2006 and 2007).

INDIVIDUAL KICKING RECORDS

FIELD GOAL ATTEMPTS

GAME		
1. 6	Brennan O'Donohoe at Tennessee (made 3)	2002
6	Greg Horie vs. Tulsa (made 4)	1984
3. 5	Zach Hocker vs. South Carolina (made 3)	2011
5	Todd Wright at Tennessee (made 4)	1992
5	Kendall Trainor vs. Texas A&M (made 5)	1988
5	Kendall Trainor vs. TCU (made 5)	1988
5	Steve Little vs. Tulsa (made 3)	1977
5	Bill McClard vs. SMU (made 3)	1970

SEASON

1. 30	Steve Little (made 19)	1977
2. 27	Zach Hocker (made 21)	2011
27	Kendall Trainor (made 24)	1988
4. 25	Todd Wright (made 17)	1992
5. 24	Cam Little (made 20)	2023
24	Cam Little (made 20)	2021
24	Connor Limpert (made 19)	2018
24	Todd Latourette (made 17)	1998
24	Bruce Lahay (made 19)	1981
10. 23	Alex Tejada (made 17)	2007
23	Todd Wright (made 20)	1989
23	Steve Little (made 11)	1976

CAREER

1. 89	Steve Little (made 53)	1974-77
2. 79	Zach Hocker (made 61)	2010-13
79	Todd Wright (made 60)	1989-92
4. 71	Todd Latourette (made 47)	1995-98
5. 69	Kendall Trainor (made 51)	1985-88
6. 64	Cam Little (made 53)	2021-23
62	Ish Ordonez (made 44)	1978-80
8. 54	Alex Tejada (made 37)	2007-10
9. 53	Greg Horne (made 29)	1983-84
10. 52	Connor Limpert (made 41)	2016-19

FIELD GOALS MADE

GAME		
1. 5	Kendall Trainor vs. Texas A&M (att. 5)	1988
5	Kendall Trainor vs. TCU (att. 5)	1988
3. 4	Cam Little vs. Texas (att. 4)	2021
4	Connor Limpert vs. Ole Miss (att. 4)	2018
4	Chris Balseiro vs. Missouri (att. 4)	2003
4	Todd Wright at Auburn (att. 4)	1992
4	Todd Wright at Tennessee (att. 5)	1992
4	Todd Wright vs. UTEP (att. 4)	1989
4	Kendall Trainor at Houston (att. 4)	1988
4	Greg Horne vs. Tulsa (att. 6)	1984
4	Bruce Lahay at Texas Tech (att. 4)	1981
4	Steve Little at Rice (att. 4)	1975

SEASON

1. 24	Kendall Trainor (att. 27)	1988
2. 21	Zach Hocker (att. 27)	2011
3. 20	Cam Little (att. 24)	2023
20	Cam Little (att. 24)	2021
20	Todd Wright (att. 23)	1989
6. 19	Connor Limpert (att. 24)	2018
19	Bruce Lahay (att. 24)	1981
19	Steve Little (att. 30)	1977
9. 18	Ish Ordonez (att. 22)	1978
10. 17	Alex Tejada (att. 23)	2007
17	Todd Latourette (att. 24)	1998
17	Todd Wright (att. 25)	1992

CAREER

1. 61	Zach Hocker (att. 79)	2010-13
2. 60	Todd Wright (att. 79)	1989-92
3. 53	Cam Little (att. 64)	2021-23
53	Steve Little (att. 89)	1974-77
5. 51	Kendall Trainor (att. 69)	1985-88
6. 47	Todd Latourette (att. 71)	1995-98
7. 44	Ish Ordonez (att. 62)	1978-80
8. 41	Connor Limpert (att. 52)	2016-19
9. 37	Alex Tejada (att. 54)	2007-10
10. 29	Greg Horne (att. 53)	1983-86
29	Bill McClard (att. 46)	1969-71

FIELD GOAL PERCENTAGE

SEASON (MIN. 10 MADE)

1. .889	Kendall Trainor (24-27)	1988
2. .870	Todd Wright (20-23)	1989
3. .867	Zach Hocker (13-15)	2013
4. .842	Zach Hocker (16-19)	2010
5. .833	Cam Little (20-24)	2023
.833	Cam Little (20-24)	2021
7. .818	Ish Ordonez (18-22)	1979
8. .813	Cam Little (13-16)	2022
9. .792	Connor Limpert (19-24)	2018
.792	Bruce Lahay (19-24)	1981

CAREER (MIN. 20 MADE)

1. .828	Cam Little (53-64)	2021-23
2. .786	Connor Limpert (41-52)	2016-19
3. .772	Zach Hocker (61-79)	2010-13
4. .759	Todd Wright (60-79)	1989-92
5. .739	Kendall Trainor (51-69)	1985-88
6. .710	Ish Ordonez (44-62)	1978-80
7. .700	Chris Balseiro (28-40)	2002-05
8. .688	Brennan O'Donohoe (22-32)	2000-02
9. .682	Alex Tejada (37-54)	2007-10
10. .662	Todd Latourette (47-71)	1995-98

LONGEST FIELD GOALS

1. 67	Steve Little vs. Texas	1977
2. 61	Steve Little vs. Tulsa	1976
3. 60	Bill McClard vs. SMU	1970
4. 58	Kendall Trainor vs. Miami	1988
5. 57	Steve Little vs. Baylor	1977
57	Steve Little vs. Oklahoma State	1976
7. 56	Cam Little at Ole Miss	2023
8. 55	Cam Little at Alabama	2023
55	Connor Limpert vs. Vanderbilt	2018
55	Kendall Trainor vs. Tulsa	1986

MOST CONSECUTIVE FGs MADE

1. 24	Kendall Trainor	1988
-------	-----------------	------



ZACH HOCKER finished his career in 2013 as Arkansas' all-time leading scorer, totaling 354 points. Hocker also holds Razorback records for career field goals and field goal percentage.

INDIVIDUAL KICKING RECORDS

PAT ATTEMPTS

GAME		
1. 9	Cole Hedlund vs. UT Martin.....	2015
9	John Henson vs. Nicholls.....	2014
9	Alex Tejada vs. Eastern Michigan.....	2009
9	Alex Tejada vs. North Texas.....	2007
9	Jeremy Davis vs. Southeast Missouri State.....	2006
9	Chris Balseiro vs. New Mexico State.....	2004
9	Kendall Trainor vs. Pacific.....	1988
9	Elvin Geiser vs. Hendrix.....	1933
9. 8	Alex Tejada vs. Troy.....	2009
8	Bill McClard vs. North Texas State.....	1971
8	Bill McClard vs. Wichita State.....	1970
8	Bob White vs. Tulsa.....	1968
8	Tom McNelly vs. Tulsa.....	1963

SEASON

1. 60	Alex Tejada (made 58).....	2007
2. 59	Alex Tejada (made 58).....	2009
3. 58	Cole Hedlund (made 58).....	2015
4. 57	Zach Hocker (made 55).....	2011
5. 56	Zach Hocker (made 56).....	2010
6. 51	Bill McClard (made 50).....	1970
7. 50	Cam Little (made 50).....	2022
8. 48	Jeremy Davis (made 46).....	2006
9. 46	Cam Little (made 46).....	2021
10. 44	Bill McClard (made 40).....	1969
44	Ronny South (made 42).....	1965

CAREER

1. 173	Zach Hocker (made 171).....	2010-13
2. 140	Alex Tejada (made 136).....	2007-10
3. 133	Bill McClard (made 125).....	1969-71
4. 131	Steve Little (made 121).....	1974-77
5. 129	Cam Little (made 129).....	2021-23
6. 116	Kendall Trainor (made 111).....	1985-88
7. 114	Chris Balseiro (made 111).....	2002-05
8. 113	Todd Latourette (made 111).....	1995-98
9. 93	Connor Limpert (made 91).....	2016-19
93	Ish Ordóñez (made 88).....	1978-80

PATS MADE

GAME		
1. 9	Cole Hedlund vs. UT Martin.....	2015
9	John Henson vs. Nicholls.....	2014
9	Alex Tejada vs. Eastern Michigan.....	2009
9	Alex Tejada vs. North Texas.....	2007
9	Jeremy Davis vs. Southeast Missouri State.....	2006
9	Chris Balseiro vs. New Mexico State.....	2004
9	Kendall Trainor vs. Pacific.....	1988
9	Elvin Geiser vs. Hendrix.....	1933
9. 8	Alex Tejada vs. Troy.....	2009
8	Bill McClard vs. Wichita State.....	1970
8	Bob White vs. Tulsa.....	1968
8	Tom McNelly vs. Tulsa.....	1963

SEASON

1. 58	Cole Hedlund (att. 58).....	2015
58	Alex Tejada (att. 59).....	2009
58	Alex Tejada (att. 60).....	2007
4. 56	Zach Hocker (att. 56).....	2010
5. 55	Zach Hocker (att. 57).....	2011
6. 50	Cam Little (att. 50).....	2022
50	Bill McClard (att. 51).....	1970
8. 46	Cam Little (att. 46).....	2021
46	Jeremy Davis (att. 48).....	2006
10. 42	Ronny South (att. 44).....	1965

CAREER

1. 171	Zach Hocker (att. 173).....	2010-13
2. 136	Alex Tejada (att. 141).....	2007-10
3. 129	Cam Little (att. 129).....	2021-23
4. 125	Bill McClard (att. 133).....	1969-71
5. 121	Steve Little (att. 131).....	1974-77
6. 111	Chris Balseiro (att. 114).....	2002-05
111	Todd Latourette (att. 113).....	1995-98
111	Kendall Trainor (att. 116).....	1985-88
9. 91	Connor Limpert (att. 93).....	2016-19
91	Cole Hedlund (att. 91).....	2015-17

KICK SCORING

GAME		
1. 19	Kendall Trainor vs. TCU (5-5 FG, 4-4 PAT).....	1988
2. 17	Alex Tejada vs. Troy (4-4 FG, 5-5 PAT).....	2007
3. 16	Cam Little vs. Texas (4-4 FG, 4-4 PAT).....	2021
16	Alex Tejada vs. Florida International (3-3 FG, 7-7 PAT).....	2007
5. 15	Todd Wright vs. UTEP (4-4 FG, 3-4 PAT).....	1989
15	Kendall Trainor vs. Texas A&M (5-5 FG, 0-0 PAT).....	1988
7. 14	Zach Hocker vs. Mississippi State (3-4 FG, 5-5 PAT).....	2011
14	Zach Hocker vs. South Carolina (3-5 FG, 5-5 PAT).....	2011
14	Tony Dodson vs. Louisiana Monroe (3-3 FG, 5-5 PAT).....	1999
14	Todd Latourette vs. SMU (3-3 FG, 5-5 PAT).....	1998
14	Kendall Trainor at Houston (4-4 FG, 2-2 PAT).....	1988
14	Bruce Lahay at Texas Tech (4-4 FG, 2-2 PAT).....	1981
14	Steve Little vs. TCU (3-3 FG, 5-5 PAT).....	1976
14	Bill McClard vs. Wichita State (2-2 FG, 8-8 PAT).....	1970

SEASON

1. 118	Zach Hocker (21 FG, 55 PAT).....	2011
2. 109	Alex Tejada (17 FG, 58 PAT).....	2007
3. 106	Cam Little (20 FG, 46 PAT).....	2021
106	Alex Tejada (16 FG, 58 PAT).....	2009
5. 104	Zach Hocker (16 FG, 56 PAT).....	2010
6. 102	Kendall Trainor (24 FG, 30 PAT).....	1988
7. 98	Todd Wright (20 FG, 38 PAT).....	1989
8. 94	Steve Little (19 FG, 37 PAT).....	1977
9. 93	Cam Little (20 FG, 33 PAT).....	2023
10. 92	Todd Latourette (17 FG, 41 PAT).....	1998

CAREER

1. 354	Zach Hocker (61 FG, 171 PAT).....	2010-13
2. 288	Cam Little (53 FG, 129 PAT).....	2021-23
3. 280	Steve Little (53 FG, 121 PAT).....	1974-77
4. 267	Todd Wright (60 FG, 87 PAT).....	1989-92
5. 264	Kendall Trainor (51 FG, 111 PAT).....	1985-88
6. 252	Todd Latourette (47 FG, 111 PAT).....	1995-98
7. 247	Alex Tejada (37 FG, 136 PAT).....	2007-10
8. 220	Ish Ordóñez (44 FG, 88 PAT).....	1978-80
9. 214	Connor Limpert (41 FG, 91 PAT).....	2016-19
10. 212	Bill McClard (29 FG, 125 PAT).....	1969-71



ALEX TEJADA registered two of the three highest-scoring seasons in Razorback history in 2007 and 2009 and was named to Arkansas' all-decade team for the 2000s.

INDIVIDUAL PUNTING RECORDS

PUNTS

GAME		
1. 11	Greg Horne at Baylor (445 yards for 40.4 avg.)	1984
11	Bobby Nix at SMU (506 yards for 46.0 avg.)	1963
3. 10	Toby Baker at Auburn (415 yards for 41.5 avg.)	2016
10	Toby Baker at Alabama (402 yards for 40.2 avg.)	2015
10	Richie Butler vs. UNLV (434 yards for 43.4 avg.)	2001
10	Drew Toole vs. Rice (365 yards for 36.5 avg.)	1972
10	Lance Alworth vs. Tulsa (301 yards for 30.1 avg.)	1961
10	Lamar McHan vs. Santa Clara (395 yards for 39.5 avg.)	1951
10	Lamar McHan vs. Texas (382 yards for 38.2 avg.)	1951
10	George Cole at Oklahoma State (390 yards for 39.0 avg.)	1926
10	Gene Davidson vs. Oklahoma (245 yards for 24.5 avg.)	1915

SEASON

1. 70	Matt Wait (2,935 yards for 41.9 avg.)	1997
2. 69	Richie Butler (2,715 yards for 39.3 avg.)	2002
69	Matt Wait (2,777 yards for 40.3 avg.)	1996
4. 68	Pete Raether (2,938 yards for 43.2 avg.)	1992
5. 67	Richie Butler (2,848 yards for 42.5 avg.)	2001
6. 65	Richie Butler (2,784 yards for 42.8 avg.)	2000
65	Pete Raether (2,836 yards for 43.6 avg.)	1991
8. 64	Lamar McHan (2,377 yards for 37.1 avg.)	1951
64	Aubrey Fowler (2,214 yards for 34.6 avg.)	1946
64	Kay Eakin (2,448 yards for 38.3 avg.)	1939

CAREER

1. 251	Matt Wait (10,177 yards for 40.5 avg.)	1994-97
2. 231	Richie Butler (9,546 yards for 41.3 avg.)	1999-02
3. 219	Dylan Breeding (9,387 yards for 42.9 avg.)	2009-12
4. 192	Jacob Skinner (7,554 yards for 39.3 avg.)	2003-06
5. 180	Greg Horne (8,000 yards for 44.4 avg.)	1983-86
6. 179	Reid Bauer (7,519 yards for 42.0 avg.)	2018-22
7. 157	Pete Raether (6,743 yards for 42.9 avg.)	1990-92
8. 145	Lamar McHan (5,504 yards for 38.0 avg.)	1951-53
9. 142	Jeremy Davis (5,842 yards for 41.1 avg.)	2004-08
10. 133	Kay Eakin (5,250 yards for 39.5 avg.)	1937-39

LONGEST PUNTS

1. 86	Steve Cox vs. Texas	1986
2. 83	Pete Raether vs. Louisiana	1991
83	Harold Cox vs. SMU	1943

4. 81	Lamar McHan vs. Texas	1951
81	Kay Eakin vs. TCU	1938
6. 80	Allen Meacham vs. Baylor	1988
7. 79	Sam Irwin-Hill vs. South Carolina	2013
79	Richie Butler vs. Alabama	2002
79	Jack Robbins vs. TCU	1937
10. 78	Reid Bauer at Auburn	2022
78	Gerald Nesbitt vs. SMU	1955
78	Louis Schaufele vs. William & Mary	1948
78	Louis Schaufele vs. Texas A&M	1948

PUNTING YARDAGE

GAME		
1. 506	Bobby Nix at SMU (11 punts)	1965
2. 445	Greg Horne at Baylor (11 punts)	1984
3. 434	Richie Butler vs. UNLV (10 punts)	2001
4. 415	Toby Baker at Auburn (10 punts)	2016
5. 412	Matt Wait vs. South Carolina (9 punts)	1997
6. 402	Toby Baker at Alabama (10 punts)	2015
7. 395	Lamar McHan vs. Santa Clara (10 punts)	1951
8. 390	George Cole vs. Oklahoma State (10 punts)	1926
9. 389	Richie Butler vs. Alabama (8 punts)	2002
10. 382	Lamar McHan vs. Texas (10 punts)	1951

SEASON

1. 2,938	Pete Raether (68 for 43.2 avg.)	1992
2. 2,935	Matt Wait (70 for 41.9 avg.)	1997
3. 2,848	Richie Butler (67 for 42.5 avg.)	2001
4. 2,836	Pete Raether (65 for 43.6 avg.)	1991
5. 2,797	Steve Little (63 for 44.4 avg.)	1976
6. 2,784	Richie Butler (65 for 42.8 avg.)	2000
7. 2,777	Matt Wait (69 for 40.3 avg.)	1996
8. 2,770	Max Fletcher (59 for 46.9 avg.)	2023
9. 2,715	Richie Butler (69 for 39.3 avg.)	2002
10. 2,532	Toby Baker (57 for 44.4 avg.)	2016

CAREER

1. 10,177	Matt Wait (251 for 40.5 avg.)	1994-97
2. 9,546	Richie Butler (231 for 41.3 avg.)	1999-2002
3. 9,387	Dylan Breeding (219 for 42.9 avg.)	2009-12
4. 8,000	Greg Horne (180 for 44.4 avg.)	1983-86
5. 7,554	Jacob Skinner (192 for 39.3 avg.)	2003-06

6. 7,519	Reid Bauer (179 for 42.0 avg.)	2018-22
7. 6,743	Pete Raether (157 for 42.9 avg.)	1990-92
8. 5,842	Jeremy Davis (142 for 41.1 avg.)	2004-08
9. 5,504	Lamar McHan (145 for 38.0 avg.)	1951-53
10. 5,250	Kay Eakin (133 for 39.5 avg.)	1937-39

PUNTING AVERAGE

GAME (MIN. 2 PUNTS)

1. 70.0	Steve Cox at Texas (2 punts)	1980
2. 59.0	Allen Meacham at Baylor (2 punts)	1988
3. 58.3	Dylan Breeding vs. Tulsa (3 punts)	2012
4. 57.8	Pete Raether at Texas Tech (4 punts)	1991
5. 57.0	Zach Hocker at Rutgers (3 punts)	2013
6. 56.5	Mike Kirkland at Texas Tech (2 punts)	1972
7. 54.7	Max Fletcher vs. Texas A&M (6 punts)	2023
8. 54.6	Greg Horne at Texas Tech (3 punts)	1983
9. 54.5	Gerald Nesbitt at SMU (2 punts)	1957
10. 53.9	Max Fletcher at Alabama (7 punts)	2023

SEASON (MIN. 4 PUNTS PER GAME)

1. 47.2	Greg Horne (49 for 2,313 yards)	1986
2. 46.9	Max Fletcher (59 for 2,770 yards)	2023
3. 46.5	Steve Cox (47 for 2,186 yards)	1980
4. 45.6	Dylan Breeding (53 for 2,416 yards)	2012
5. 45.3	Dylan Breeding (53 for 2,400 yards)	2011
6. 44.4	Toby Baker (57 for 2,532 yards)	2016
44.4	Steve Little (63 for 2,797 yards)	1976
8. 44.3	Steve Little (48 for 2,127 yards)	1977
9. 43.8	Greg Horne (51 for 2,234 yards)	1984
10. 43.6	Pete Raether (65 for 2,836 yards)	1991

CAREER (MIN. 85 PUNTS)

1. 45.2	Steve Cox (89 for 4,026 yards)	1979-80
2. 44.4	Greg Horne (180 for 8,000 yards)	1983-86
44.4	Steve Little (111 for 4,924 yards)	1974-77
4. 43.2	Max Fletcher (97 for 4,194 yards)	2022-23
5. 43.0	Toby Baker (101 for 4,340 yards)	2014-16
6. 42.9	Dylan Breeding (219 for 9,387 yards)	2009-12
42.9	Pete Raether (157 for 6,743 yards)	1990-92
8. 42.0	Reid Bauer (179 for 7,519 yards)	2018-22
42.0	Sam Irwin-Hill (104 for 4,364 yards)	2013-14
10. 41.7	Brad Taylor (99 for 4,131 yards)	1981-83



DYLAN BREEDING was a two-time All-SEC punter for the Razorbacks and ranks in the top five in career punting yardage.

INDIVIDUAL RETURN RECORDS

PUNT RETURNS

GAME		
1. 9	Ken Hatfield vs. Rice (89 yards).....	1964
2. 8	Bobby Joe Edmonds at Ole Miss (53 yards).....	1985
8	Gary Anderson at Texas Tech (130 yards).....	1979
4. 7	Jack Morris vs. North Texas (146 yards).....	1971
7	Gary Adams at TCU (59 yards).....	1968
7	Gary Adams vs. TCU (91 yards).....	1967
7	Gary Adams vs. Oklahoma State (33 yards).....	1967
7	Lance Alworth vs. Tulsa (136 yards).....	1961

SEASON

1. 40	Bobby Joe Edmonds (466 yards).....	1985
2. 36	Orlando Watters (290 yards).....	1992
36	Vaughn Lusby (294 yards).....	1977
4. 34	Gary Anderson (286 yards).....	1979
5. 31	Ken Hatfield (518 yards).....	1964
6. 29	Gary Anderson (222 yards).....	1982
29	Gary Anderson (252 yards).....	1981
29	Vaughn Lusby (161 yards).....	1976
9. 28	DeCori Birmingham (342 yards).....	2002
28	Orlando Watters (157 yards).....	1993
28	Gary Adams (290 yards).....	1967
28	Lance Alworth (336 yards).....	1961

CAREER

1. 115	Gary Anderson (1,004 yards).....	1979-82
2. 93	Bobby Joe Edmonds (959 yards).....	1982-85
3. 86	Vaughn Lusby (625 yards).....	1974, 1976-78
4. 78	Tim Horton (657 yards).....	1986-89
5. 72	Ken Hatfield (1,153 yards).....	1962-64
6. 64	Orlando Watters (447 yards).....	1991-93
7. 53	Marvin Jackson (594 yards).....	2001, 03
8. 52	DeCori Birmingham (546 yards).....	2001-04
9. 51	Lance Alworth (690 yards).....	1959-61
10. 49	Gary Adams (505 yards).....	1966-68

PUNT RETURN YARDAGE

GAME		
1. 174	Joe Adams vs. Missouri State (6 returns).....	2011
2. 146	Jack Morris vs. North Texas State (7 returns).....	1971
3. 136	Lance Alworth vs. Tulsa (7 returns).....	1961
4. 134	Terry Stewart vs. Wichita State (4 returns).....	1969
5. 130	Gary Anderson at Texas Tech (8 returns).....	1979
6. 120	Joe Adams vs. Ole Miss (3 returns).....	2010
7. 114	Nathan Parodi vs. UAPB (4 returns).....	2021
8. 105	Bryce Stephens vs. Missouri State (3 returns).....	2022
9. 104	Marvin Jackson at Kentucky (4 returns).....	2003
104	Orlando Watters at South Carolina (5 returns).....	1992

SEASON

1. 518	Ken Hatfield (31 returns).....	1964
2. 466	Bobby Joe Edmonds (40 returns).....	1985
3. 395	Aubrey Fowler (23 returns).....	1947
4. 375	Martine Bercher (24 returns).....	1966
5. 350	Ken Hatfield (21 returns).....	1963
6. 342	DeCori Birmingham (28 returns).....	2002
7. 336	Lance Alworth (28 returns).....	1961
8. 329	Marvin Jackson (26 returns).....	2003
9. 321	Joe Adams (19 returns).....	2011
10. 307	Lance Alworth (18 returns).....	1960

CAREER

1. 1,153	Ken Hatfield (72 returns).....	1962-64
2. 1,004	Gary Anderson (115 returns).....	1979-82
3. 959	Bobby Joe Edmonds (93 returns).....	1982-85
4. 690	Lance Alworth (51 returns).....	1959-61
5. 657	Tim Horton (78 returns).....	1986-89
6. 642	Aubrey Fowler (45 returns).....	1946-47
7. 625	Vaughn Lusby (86 returns).....	1974, 1976-78
8. 594	Marvin Jackson (53 returns).....	2001, 03
594	Johnny Cole (39 returns).....	1950-52
10. 570	Joe Adams (36 returns).....	2008-11

PUNT RETURN AVERAGE

SEASON (MIN. 15 RETURNS)

1. 18.31	Johnny Cole (16 for 293 yards).....	1950
2. 17.17	Aubrey Fowler (23 for 395 yards).....	1947
3. 17.06	Lance Alworth (18 for 307 yards).....	1960
4. 16.89	Joe Adams (19 for 321 yards).....	2011
5. 16.71	Ken Hatfield (31 for 518 yards).....	1964
6. 16.67	Ken Hatfield (21 for 350 yards).....	1963
7. 15.63	Martine Bercher (24 for 375 yards).....	1966
8. 15.56	Joe Adams (16 for 249 yards).....	2010
9. 15.53	Johnny Cole (15 for 233 yards).....	1951
10. 14.32	Michael James (19 for 272 yards).....	1991

CAREER (MIN. 25 RETURNS)

1. 16.01	Ken Hatfield (72 for 1,153 yards).....	1962-64
2. 15.83	Joe Adams (36 for 570 yards).....	2008-11
3. 15.63	Johnny Cole (38 for 594 yards).....	1950-52
4. 15.32	Martine Bercher (25 for 383 yards).....	1965-66
5. 14.27	Aubrey Fowler (45 for 642 yards).....	1946-47
6. 13.53	Lance Alworth (51 for 690 yards).....	1959-61
7. 12.92	Dean Pryor (25 for 323 yards).....	1950-52
8. 11.21	Marvin Jackson (53 for 594 yards).....	2001, 03
9. 10.50	DeCori Birmingham (52 for 546 yards).....	2001-04
10. 10.31	Bobby Joe Edmonds (93 for 959 yards).....	1982-85
10.31	Gary Adams (49 for 505 yards).....	1966-68

KICKOFF RETURNS

GAME

1. 8	Cobi Hamilton at Auburn (142 yards).....	2010
2. 7	Deon Stewart vs. LSU (117 yards).....	2016
7	D'Arthur Cowan at Mississippi State (108 yards).....	2012
7	Fred Talley vs. Boise State (135 yards).....	2000
5. 6	Dennis Johnson vs. LSU (103 yards).....	2008
6	Dennis Johnson at Texas (150 yards).....	2008
6	Dennis Johnson vs. Alabama (142 yards).....	2008
6	DeCori Birmingham vs. Alabama (197 yards).....	2002
6	Steven Harris vs. Ole Miss (124 yards).....	2000
6	Rod Stinson vs. Tennessee (109 yards).....	1999
6	Donnie Centers at Baylor (145 yards).....	1986
6	Carl Miller at SMU (111 yards).....	1984

SEASON

1. 41	Dennis Johnson (905 yards).....	2008
2. 40	Dennis Johnson (1,031 yards).....	2009
3. 29	De'Vion Warren (765 yards).....	2017
4. 28	DeCori Birmingham (638 yards).....	2002
5. 25	Cedric Washington (497 yards).....	2003
6. 23	Isaiah Sategna (500 yards).....	2023
23	Lance Ray (518 yards).....	2010
23	Felix Jones (554 yards).....	2006
23	Barry Foster (445 yards).....	1988
10. 22	Felix Jones (652 yards).....	2007
22	Jon Richardson (501 yards).....	1972

CAREER

1. 119	Dennis Johnson (2,784 yards).....	2008-12
2. 65	De'Vion Warren (1,610 yards).....	2017-21
3. 62	Felix Jones (1,749 yards).....	2005-07
4. 61	DeCori Birmingham (1,321 yards).....	2001-04
5. 55	Derek Holloway (1,209 yards).....	1979-82
6. 51	Barry Foster (1,008 yards).....	1987-89
7. 43	Carl Miller (1,016 yards).....	1983-85
8. 38	Darren McFadden (926 yards).....	2005-07
9. 36	Cedric Washington (701 yards).....	2003-06
10. 35	Jon Richardson (780 yards).....	1970-72

KICKOFF RETURN YARDAGE

GAME

1. 197	DeCori Birmingham vs. Alabama (6 returns).....	2002
2. 152	Derek Holloway at Houston (4 returns).....	1980
3. 150	Dennis Johnson at Texas (6 returns).....	2008
4. 147	Felix Jones at Southern California (4 returns).....	2005
5. 146	Carl Miller vs. Baylor (3 returns).....	1983
6. 145	Dennis Johnson vs. Auburn (3 returns).....	2009
145	Donnie Centers at Baylor (6 returns).....	1986
8. 144	Felix Jones vs. Troy (3 returns).....	2007
9. 142	Cobi Hamilton at Auburn (8 returns).....	2010
10. 142	Dennis Johnson vs. Alabama (6 returns).....	2008

SEASON

1. 1,031	Dennis Johnson (40 returns).....	2009
2. 905	Dennis Johnson (41 returns).....	2008
3. 765	De'Vion Warren (29 returns).....	2017
4. 652	Felix Jones (22 returns).....	2007
5. 638	DeCori Birmingham (28 returns).....	2002
6. 554	Felix Jones (23 returns).....	2006
7. 543	Felix Jones (17 returns).....	2005
8. 518	Lance Ray (23 returns).....	2010
9. 501	Jon Richardson (22 returns).....	1972
10. 500	Isaiah Sategna (23 returns).....	2023

CAREER

1. 2,784	Dennis Johnson (119 returns).....	2008-12
2. 1,749	Felix Jones (62 returns).....	2005-07
3. 1,610	De'Vion Warren (65 returns).....	2017-21
4. 1,321	DeCori Birmingham (61 returns).....	2001-04
5. 1,209	Derek Holloway (55 returns).....	1979-82
6. 1,016	Carl Miller (43 returns).....	1982-85
7. 1,008	Barry Foster (51 returns).....	1987-89
8. 926	Darren McFadden (38 returns).....	2005-07
9. 780	Jon Richardson (35 returns).....	1970-72
10. 776	Ron Dickerson (31 returns).....	1989-92

KICKOFF RETURN AVERAGE

SEASON (MIN. 13 RETURNS)

1. 31.94	Felix Jones (17 for 543 yards).....	2005
2. 29.64	Felix Jones (22 for 652 yards).....	2007
3. 28.50	De'Vion Warren (14 for 399 yards).....	2018
4. 26.38	De'Vion Warren (29 for 765 yards).....	2017
5. 25.78	Dennis Johnson (40 for 1,031 yards).....	2009
6. 25.61	Dennis Johnson (18 for 461 yards).....	2011
7. 25.57	Marquel Wade (14 for 358 yards).....	2011
8. 25.31	Jack Brasuell (13 for 329 yards).....	1963
9. 24.85	Ron Dickerson (20 for 497 yards).....	1992
10. 24.09	Felix Jones (23 for 554 yards).....	2006

CAREER (MIN. 20 RETURNS)

1. 28.21	Felix Jones (62 for 1,749 yards).....	2005-07
2. 26.14	Dickey Morton (22 for 575 yards).....	1971-73
3. 25.03	Ron Dickerson (31 for 776 yards).....	1989-92
4. 24.77	De'Vion Warren (59 returns for 1,490 yards).....	2017-21
5. 24.80	Kortliss Marshall (28 for 693 yards).....	2013-14
6. 24.40	Darren McFadden (38 for 926 yards).....	2005-07
7. 23.87	Lance Alworth (31 for 740 yards).....	1959-61
8. 23.63	Carl Miller (43 for 1,016 yards).....	1983-85
9. 23.39	Dennis Johnson (119 for 2,784 yards).....	2008-12
10. 22.48	David Dickey (21 for 472 yards).....	1966-68

INDIVIDUAL RETURN RECORDS

TOTAL RETURNS

GAME		
1. 9	Bobby Joe Edmonds at Ole Miss (8 PR, 1 KR)	1985
9	Ken Hatfield vs. Rice (9 PR, 0 KR)	1964
3. 8	Cobi Hamilton at Auburn (0 PR, 8 KR)	2010
8	DeCori Birmingham vs. Alabama (2 PR, 6 KR)	2002
8	Gary Anderson at Texas Tech (8 PR, 0 KR)	1979
8	Mike Higgins vs. Ole Miss (4 PR, 1 KR)	1994
7. 7	12 times (Most recent: Deon Stewart vs. LSU)	2016

SEASON

1. 56	DeCori Birmingham (28 PR, 28 KR)	2002
2. 50	Gary Anderson (34 PR, 16 KR)	1979
3. 46	Orlando Watters (28 PR, 18 KR)	1993
4. 43	Ken Hatfield (31 PR, 12 KR)	1964
5. 41	Dennis Johnson (0 PR, 41 KR)	2008
41	Bobby Joe Edmonds (40 PR, 1 KR)	1985
41	Lance Alworth (28 PR, 13 KR)	1961
8. 40	Dennis Johnson (0 PR, 40 KR)	2009
9. 37	Orlando Watters (36 PR, 1 KR)	1992
10. 36	Vaughn Lusby (36 PR, 0 KR)	1977

CAREER

1. 137	Gary Anderson (115 PR, 22 KR)	1979-82
2. 119	Dennis Johnson (0 PR, 119 KR)	2008-12
3. 113	DeCori Birmingham (52 PR, 61 KR)	2001-04
4. 96	Bobby Joe Edmonds (93 PR, 3 KR)	1982-85
5. 91	Vaughn Lusby (86 PR, 5 KR)	1974, 76-78
91	Ken Hatfield (72 PR, 19 KR)	1962-64
7. 83	Orlando Watters (64 PR, 19 KR)	1991-92
8. 82	Lance Alworth (51 PR, 31 KR)	1959-61
9. 80	Tim Horton (78 PR, 2 KR)	1986-89
10. 65	De'Vion Warren (0 PR, 65 KR)	2017-21

TOTAL RETURN YARDAGE

GAME		
1. 219	DeCori Birmingham vs. Alabama (8 returns)	2002
2. 174	Joe Adams vs. Missouri State (6 returns)	2011
3. 169	Isaiah Sategna vs. BYU (6 returns)	2023
4. 152	Derek Holloway vs. Houston (4 returns)	1980
5. 150	Dennis Johnson at Texas (6 returns)	2008
6. 147	Felix Jones vs. Southern California (4 returns)	2005
7. 146	Carl Miller vs. Baylor (3 returns)	1983
146	Jack Morris vs. North Texas (7 returns)	1971
9. 145	Dennis Johnson vs. Auburn (3 returns)	2009
145	Donnie Centers vs. Baylor (6 returns)	1986

SEASON

1. 1,031	Dennis Johnson (40/1,031 KR)	2009
2. 980	DeCori Birmingham (28/342 PR, 28/638 KR)	2002
3. 905	Dennis Johnson (41/905 KR)	2008
4. 771	Ken Hatfield (31/518 PR, 12/253 KR)	1964
5. 765	De'Vion Warren (29/765 KR)	2017
6. 680	Isaiah Sategna (15/180 PR, 23/500 KR)	2023
7. 652	Felix Jones (22/652 KR)	2007
8. 636	Lance Alworth (28/336 PR, 13/300 KR)	1961
9. 635	Lance Alworth (18/307 PR, 14/328 KR)	1960
10. 629	Gary Anderson (34/286 PR, 16/343 KR)	1979

CAREER

1. 2,784	Dennis Johnson (119/2,784 KR)	2008-12
2. 1,867	DeCori Birmingham (52/546 PR, 61/1,321 KR)	2001-04
3. 1,760	Felix Jones (1/11 PR, 62/1,749 KR)	2005-07
4. 1,604	Ken Hatfield (72/1,153 PR, 19/451 KR)	1962-64
5. 1,461	Gary Anderson (115/1,004 PR, 22/457 KR)	1979-82
6. 1,430	Lance Alworth (51/690 PR, 31/740 KR)	1959-61
7. 1,253	Derek Holloway (4/44 PR, 55/1,209 KR)	1979-82
8. 1,020	Bobby Joe Edmonds (93/959 PR, 3/61 KR)	1982-85
9. 1,016	Carl Miller (43/1,016 KR)	1983-85
10. 1,008	Barry Foster (51/1,008 KR)	1987-89



An All-SEC selection in 2012, **DENNIS JOHNSON** holds SEC records in both career kickoff returns (119) and career kickoff return yardage (2,784).

INDIVIDUAL DEFENSE RECORDS

TACKLES

GAME		
1. 29	Ronnie Caveness vs. Texas	1963
2. 25	Ronnie Caveness at Texas	1964
3. 24	Cliff Powell vs. Texas	1969
4. 23	Ronnie Caveness vs. Missouri	1963
5. 22	Ken Hamlin vs. Troy	2002
22	Quinton Caver vs. Alabama	2000
22	Loyd Phillips vs. Tulsa	1965
8. 21	William Hampton vs. Oklahoma State	1977
21	Ronnie Caveness vs. Baylor	1963
10. 20	Bumper Pool at Mississippi State	2020
20	Jerry Franklin at Mississippi State	2010
20	Tony Bua at Georgia	2001
20	Jermaine Petty at Ole Miss	2001
20	LaSalle Harper vs. UCLA	1988

SEASON

1. 174	Wayne Harris (62 UT, 112 AT)	1960
2. 159	Ken Hamlin (97 UT, 62 AT)	2002
3. 155	Ronnie Caveness (87 UT, 68 AT)	1964
4. 154	Cliff Powell (72 UT, 82 AT)	1968
154	Ronnie Caveness (34 UT, 120 AT)	1963
6. 150	Jermaine Petty (85 UT, 65 AT)	2001
7. 140	Rickey Williams (87 UT, 53 AT)	1987
8. 136	Mick Thomas (74 UT, 62 AT)	1990
9. 134	Cliff Powell (70 UT, 64 AT)	1969
10. 133	Caleb Miller (84 UT, 49 AT)	2003

CAREER

1. 441	Bumper Pool (174 UT, 267 AT)	2018-22
2. 408	Tony Bua (248 UT, 160 AT)	2000-03
3. 382	Jerry Franklin (199 UT, 183 AT)	2008-11
4. 381	Ken Hamlin (221 UT, 160 AT)	2000-02
5. 372	Sam Olajubutu (223 UT, 149 AT)	2003-06
6. 371	DeJon Harris (198 UT, 173 AT)	2016-19
7. 368	Caleb Miller (232 UT, 136 AT)	2000-03
8. 367	Cliff Powell (172 UT, 195 AT)	1967-69
9. 357	Ronnie Caveness (133 UT, 224 AT)	1962-64
10. 343	Rickey Williams (210 UT, 133 AT)	1984-87

TACKLES FOR LOSS

GAME		
1. 5	Jermaine Brooks vs. Auburn	2001
5	Henry Ford vs. Memphis	1993
5	Mark Smith at Alabama	1993
5	Wayne Martin vs. Ole Miss	1988
5. 4.5	Desmond Sims vs. South Carolina	2005
6. 4	7 times (most recent: Anthony Leon vs. Tennessee Tech)	2010

SEASON

1. 23	Steven Conley (175 yards)	1995
23	Henry Ford (116 yards)	1993
3. 20.5	Jamaal Anderson (113 yards)	2006
4. 19	Billy Ray Smith Jr. (128 yards)	1981
19	Jimmy Walker (125 yards)	1978
6. 18	Wayne Martin (110 yards)	1987
18	Dan Hampton (62 yards)	1978
8. 17	Ray Lee Johnson (89 yards)	1992
17	Billy Ray Smith Jr. (86 yards)	1980
10. 16	Junior Soli (53 yards)	1995

CAREER

1. 63	Billy Ray Smith Jr. (343 yards)	1979-82
2. 47.5	Trey Flowers (250 yards)	2011-14
3. 46	Henry Ford (224 yards)	1990-93
4. 37	Wayne Martin (189 yards)	1985-88
37	Jimmy Walker (216 yards)	1975-78
6. 36	Malcolm Sheppard (124 yards)	2006-09
36	Caleb Miller (116 yards)	2000-03
36	Johnnie Meadors (157 yards)	1974-76
9. 35	Steven Conley (251 yards)	1992-95
10. 33	Jeb Huckleba (92 yards)	2001-04

SACKS

GAME		
1. 5	Wayne Martin vs. Ole Miss	1988
SEASON		
1. 14	Steven Conley	1995
14	Henry Ford	1993
3. 13.5	Jamaal Anderson (95 yards)	2006
4. 13	Wayne Martin	1988
5. 11	Ray Lee Johnson	1992
6. 10	Jake Bequette (88 yards)	2011
7. 9.5	Drew Sanders (45 yards)	2022
9.5	Chris Smith (65 yards)	2012
9. 8.5	Chris Smith (71 yards)	2013
8.5	Antwain Robinson (63 yards)	2006

CAREER

1. 25.5	Wayne Martin	1985-88
2. 25	Henry Ford	1990-93
3. 23.5	Jake Bequette (165 yards)	2008-11
4. 21.5	Chris Smith (157 yards)	2010-13
5. 21	Steven Conley	1992-95
6. 19	Marcus Adair	1993-95
7. 18	Trey Flowers (178 yards)	2011-14
18	Scott Long	1989-92
9. 17.5	Jamaal Anderson (128 yards)	2004-06
10. 16.5	Deatrich Wise Jr. (122 yards)	2012-16

INTERCEPTIONS

GAME		
1. 5	Wear Schoonover at Texas A&M	1929
2. 3	Hudson Clark vs. Ole Miss (18 yards)	2020
3	Michael Grant vs. Louisiana Monroe (0 yards)	2006
3	David Hogue vs. SMU (20 yards)	1970
3	Louis Campbell vs. Tennessee (12 yards)	1971
3	Billy Moore at SMU (4 yards)	1961
3	Kay Eakin vs. SMU (0 yards)	1937
8. 2	37 times (most recent: Alfahiyim Walcott vs. FIU)	2023

SEASON

1. 10	Jim Rinehart (106 yards, 0 TD)	1949
2. 7	Louis Campbell (86 yards, 1 TD)	1971
7	Gary Adams (93 yards, 0 TD)	1966
4. 6	Orlando Watters (185 yards, 2 TD)	1993
6	Patrick Williams (57 yards, 1 TD)	1988
6	David Hogue (45 yards, 1 TD)	1970
6	Tommy Trantham (104 yards, 0 TD)	1967
6	George Walker (90 yards, 0 TD)	1954
9. 5	14 times (most recent: Montaric Brown, 0 yards, 0 TD)	2021

CAREER

1. 14	Steve Atwater (99 yards, 1 TD)	1985-88
2. 13	Gary Adams (113 yards, 0 TD)	1966-68
3. 12	Tramain Thomas (131 yards, 1 TD)	2008-11
12	Orlando Watters (250 yards, 3 TD)	1991-93
12	Louis Campbell (114 yards, 1 TD)	1970-72
12	Tommy Trantham (300 yards, 0 TD)	1965-67
7. 11	Anthony Cooney (53 yards, 1 TD)	1986-89
8. 10	Charles Washington (36 yards, 0 TD)	1983-86
10	George Walker (130 yards, 0 TD)	1954-57
10	Jim Rinehart (106 yards, 0 TD)	1949-51
10	Louis Schaufele (183 yards, 0 TD)	1948-50

INTERCEPTION RETURN YARDAGE

GAME		
1. 129	Chris Houston at Mississippi State (2 int.)	2006
2. 100	Rohan Gaines vs. Ole Miss (1 int.)	2014
100	Jerrell Norton vs. North Texas (1 int.)	2007
4. 99	Orlando Watters at LSU (1 int.)	1993
5. 98	James Skillern vs. Hendrix (1 int.)	1915
6. 96	Wear Schoonover vs. Centenary (1 int.)	1929
7. 94	Jimmy Fryer at Texas A&M (1 int.)	1970
8. 93	Danny Walters at Houston (1 int.)	1982
9. 92	Floyd Hogan vs. Southern California (2 int.)	1974
92	Stu Berryhill vs. Wichita State (1 int.)	1966

SEASON

1. 185	Orlando Watters (6 int.)	1993
2. 174	Jerrell Norton (5 int.)	2007
3. 158	Tommy Trantham (4 int.)	1965
4. 129	Chris Houston (3 int.)	2006
5. 106	Jim Rinehart (10 int.)	1949
6. 104	Jerry Moore (5 int.)	1968
104	Tommy Trantham (6 int.)	1967
8. 100	Rohan Gaines (1 int.)	2014
9. 98	Danny Walters (4 int.)	1981
98	James Skillern (1 int.)	1915

CAREER

1. 300	Tommy Trantham (12 int.)	1965-67
2. 250	Orlando Watters (12 int.)	1991-93
3. 194	Henre' Toliver (8 int.)	2014-17
4. 191	Danny Walters (7 int.)	1981-82
5. 187	Kenoy Kennedy (5 int.)	1996-99
6. 174	Jerrell Norton (5 int.)	2006-09
7. 155	Greg Lasker (9 int.)	1982-85
8. 138	Brooks Ellis (4 int.)	2013-16
9. 131	Tramain Thomas (12 int.)	2008-11
10. 129	Chris Houston (3 int.)	2004-06



BUMPER POOL became Arkansas' all-time leading tackler in 2022 with 441 stops in his career. He joined Tony Bua as the only Razorbacks in history to surpass 400 tackles in their careers.

LONGEST PLAY TOUCHDOWNS

RUSHING

1.	99	Broderick Green vs. Eastern Michigan.....	2009
2.	92	Joe Adams vs. Auburn.....	2011
3.	90	Jonathan Williams vs. Nicholls.....	2014
	90	Billy Moore vs. Tulsa.....	1962
5.	89	Ben Cowins vs. Houston.....	1976
6.	88	T.J. Hammonds vs. Coastal Carolina.....	2017
7.	86	Rakeem Boyd vs. Western Kentucky.....	2019
	86	Ralph LaForge vs. Baylor.....	1932
9.	85	Felix Jones vs. Southeast Missouri State.....	2006
	85	Aubrey Fowler vs. SMU.....	1946

PASSING

1.	92	Matt Jones to Richard Smith vs. Tennessee.....	2002
2.	91	KJ Jefferson to Treyton Burks vs. Georgia Southern.....	2021
3.	89	Ryan Mallett to Jarius Wright vs. Mississippi State.....	2010
4.	87	Nathan Dick to Lucas Miller vs. Mississippi State.....	2008
	87	Clint Stoerner to Anthony Lucas vs. SMU.....	1998
	87	Jimmy Williams to Derek Russell vs. TCU.....	1988
7.	85	KJ Jefferson to Treyton Burks vs. Texas A&M.....	2021
	85	Ryan Mallett to Cobi Hamilton vs. LSU.....	2010
	85	Ryan Mallett to Joe Adams vs. Tennessee Tech.....	2010
10.	84	Gordon Long to Alton Baldwin vs. Tulsa.....	1946

PUNT RETURNS

1.	97	Joe Adams vs. Ole Miss.....	2010
2.	95	Ken Hatfield vs. Tulsa.....	1963
3.	90	Terry Stewart vs. Wichita State.....	1969
4.	88	Isaiah Sategna vs. BYU.....	2023
5.	87	Orlando Watters vs. South Carolina.....	1992
6.	82	Bryce Stephens vs. Missouri State.....	2022

7.	81	Ken Hatfield vs. Texas.....	1964
8.	80	Nathan Parodi vs. UAPB.....	2021
	80	Gary Anderson vs. Tulane.....	1980
	80	Ken Hatfield vs. Texas Tech.....	1963

KICKOFF RETURNS

1.	100	De'Von Warren vs. Auburn.....	2017
	100	Felix Jones vs. Ole Miss.....	2006
	100	Felix Jones vs. Mississippi State.....	2005
	100	Madre Hill vs. LSU.....	1994
	100	Carl Miller vs. Baylor.....	1983
	100	Jim Mooty vs. Hardin-Simmons.....	1958
	100	Billy Kyser vs. Hardin-Simmons.....	1958
	100	Boyd Cypert vs. Missouri School of Mines.....	1911
	100	Boyd Cypert vs. Drury.....	1911
10.	99	Oscar Malone vs. Memphis.....	1992

INTERCEPTION RETURNS

1.	100	Rohan Gaines vs. Ole Miss.....	2014
	100	Jerrell Norton vs. North Texas.....	2007
3.	99	Orlando Watters vs. LSU.....	1993
4.	98	James Skillern vs. Hendrix.....	1915
5.	96	Wear Schoonover vs. Centenary.....	1929
6.	94	Jimmy Fryer vs. Texas A&M.....	1970
7.	93	Danny Walters vs. Houston.....	1982
8.	92	Stu Berryhill vs. Wichita State.....	1966
9.	91	Herman Bagby vs. Oklahoma State.....	1923
10.	88	Jermaine Petty vs. Auburn.....	2001

BLOCKED FG RETURNS

1.	76	Pierre Brown vs. Mississippi State.....	2004
----	----	---	------



JOE ADAMS scored a touchdown on one of Arkansas' 10 longest pass, rush and punt return plays. His 97-yard punt return touchdown against Ole Miss in 2010 is the longest punt return in Razorback history.

INDIVIDUAL YEARLY LEADERS

RUSHING

YEAR	PLAYER	ATT	YDS	AVG	TD
2023	K.J. Jefferson, Sr.	161	447	2.8	2
2022	Raheim Sanders, So.	222	1,443	6.5	10
2021	K.J. Jefferson, So.	146	664	4.5	6
2020	Trelon Smith, Jr.	134	710	5.3	5
2019	Rakeem Boyd, Jr.	184	1,133	6.2	8
2018	Rakeem Boyd, So.	123	734	6.0	2
2017	David Williams, Sr.	117	656	5.6	8
2016	Rawleigh Williams III, So.	245	1,360	5.6	12
2015	Alex Collins, Jr.	271	1,577	5.6	20
2014	Jonathan Williams, Jr.	211	1,190	5.6	12
2013	Alex Collins, Fr.	190	1,026	5.4	4
2012	Dennis Johnson, Sr.	137	757	5.5	8
2011	Dennis Johnson, Jr.	106	670	6.3	3
2010	Knile Davis, So.	204	1,322	6.5	13
2009	Broderick Green, So.	104	442	4.2	11
2008	Michael Smith, Jr.	207	1,072	5.2	8
2007	Darren McFadden, Jr.	325	1,830	5.6	16
2006	Darren McFadden, So.	284	1,647	5.8	14
2005	Darren McFadden, Fr.	176	1,113	6.3	3
2004	Matt Jones, Sr.	83	622	7.5	11
2003	Cedric Cobbs, Sr.	227	1,320	5.8	10
2002	Fred Talley, Sr.	197	1,119	5.7	2
2001	Fred Talley, Jr.	164	774	4.7	4
2000	Fred Talley, So.	137	768	5.6	5
1999	Cedric Cobbs, Fr.	116	668	5.8	3
1998	Chrys Chukwuma, Jr.	149	870	5.8	8
1997	Rod Stinson, Fr.	111	413	3.7	2
1996	Oscar Malone, Sr.	197	814	4.1	4
1995	Madre Hill, So.	307	1,387	4.5	15
1994	Oscar Malone, Jr.	99	597	6.0	3
1993	Oscar Malone, So.	89	555	6.2	5
1992	E. D. Jackson, Sr.	118	466	4.0	2
1991	E. D. Jackson, Jr.	143	641	4.5	1
1990	E. D. Jackson, So.	155	596	3.8	3
1989	James Rouse, Sr.	163	895	5.3	7
1988	Barry Foster, So.	132	660	5.0	8
1987	James Rouse, Jr.	182	1,004	5.5	17
1986	Greg Thomas, Jr.	141	461	3.3	8
1985	James Rouse, Fr.	99	550	5.6	8
1984	Marshall Foreman, So.	183	804	4.4	7
1983	Derek Thomas, Fr.	117	432	3.7	4
1982	Daryl Bowles, Sr.	155	619	4.0	2
1981	Gary Anderson, Jr.	121	616	5.1	1
1980	James Tolbert, Jr.	140	571	4.1	3
1979	Roland Sales, Sr.	138	625	4.6	3
1978	Ben Cowins, Sr.	188	1,006	5.4	6
1977	Ben Cowins, Jr.	220	1,192	5.4	14
1976	Ben Cowins, So.	183	1,162	6.3	7
1975	Ike Forte, Sr.	174	983	5.6	10
1974	Ike Forte, Jr.	187	974	5.3	9
1973	Dickey Morton, Sr.	226	1,298	5.7	5
1972	Dickey Morton, Jr.	242	1,188	4.9	6
1971	Dickey Morton, So.	127	831	6.5	5
1970	Bill Burnett, Sr.	110	445	4.1	12
1969	Bill Burnett, Jr.	209	900	4.3	19
1968	Bill Burnett, So.	207	859	4.1	15
1967	Russell Cody, So.	95	383	4.0	1
1966	David Dickey, So.	115	447	3.9	8
1965	Bobby Burnett, Sr.	232	947	4.1	16
1964	Jack Braswell, Jr.	173	542	3.1	3
1963	Jim Lindsey, So.	130	444	3.4	2
1962	Billy Moore, Sr.	131	585	4.5	14
1961	Lance Alworth, Sr.	110	516	4.7	5
1960	Lance Alworth, Jr.	106	375	3.5	3
1959	Jim Mooley, Sr.	93	519	5.6	5
1958	Jim Mooley, Jr.	71	395	5.6	4
1957	Gerald Nesbitt, Jr.	145	624	4.3	7
1956	Gerald Nesbitt, So.	129	663	5.1	7
1955	Henry Moore, Sr.	134	701	5.2	3
1954	Henry Moore, Jr.	153	670	4.4	8
1953	Lamar McHan, Sr.	143	409	2.9	4
1952	Buddy Sutton, Sr.	100	448	4.5	3
1951	Lamar McHan, So.	127	433	3.4	4
1950	Buddy Rogers, Sr.	118	476	4.0	3
1949	Geno Mazzanti, Sr.	123	757	6.2	3
1948	Clyde Scott	95	670	7.1	6
1947	Clyde Scott	152	659	4.3	6
1946	Ken Holland	112	397	3.5	2
1945	John Hoffman	139	587	4.3	3

PASSING

YEAR	PLAYER	COMP	ATT	PCT	TD	INT	YDS
2023	K.J. Jefferson, Sr.	190	296	642	19	8	2,107
2022	K.J. Jefferson, Jr.	204	300	680	24	5	2,636
2021	K.J. Jefferson, So.	198	294	673	21	4	2,676
2020	Feleipe Franks, Sr.	163	238	685	17	4	2,107
2019	Nick Starkel, Jr.	96	179	536	7	10	1,152
2018	Ty Storey, Jr.	143	250	572	11	10	1,584

2017	Austin Allen, Sr.	105	187	561	10	5	1,427
2016	Austin Allen, Jr.	245	401	611	25	15	3,430
2015	Brandon Allen, Sr.	244	370	659	30	8	3,440
2014	Brandon Allen, Jr.	190	339	560	20	5	2,285
2013	Brandon Allen, So.	128	258	496	13	10	1,552
2012	Tyler Wilson, Sr.	249	401	621	21	13	3,387
2011	Tyler Wilson, Jr.	277	438	632	24	6	3,638
2010	Ryan Mallett, Jr.	266	411	647	32	12	3,869
2009	Ryan Mallett, So.	225	403	558	30	7	3,624
2008	Casey Dick, Sr.	205	357	574	13	14	2,586
2007	Casey Dick, Jr.	150	262	573	18	10	1,695
2006	Casey Dick, So.	65	132	492	9	6	991
2005	Robert Johnson, So.	89	158	563	5	6	876
2004	Matt Jones, Sr.	151	264	572	15	12	2,073
2003	Matt Jones, Jr.	132	230	574	18	8	1,917
2002	Matt Jones, So.	122	234	521	16	8	1,592
2001	Zak Clark, So.	88	179	492	6	4	1,000
2000	Robby Hampton, So.	145	261	556	3	8	1,548
1999	Clint Stoerner, Sr.	177	317	558	19	10	2,293
1998	Clint Stoerner, Jr.	167	312	535	26	8	2,629
1997	Clint Stoerner, So.	173	357	485	12	13	2,347
1996	Pete Burks, So.	115	224	513	6	9	1,390
1995	Barry Lunney Jr., Sr.	180	292	616	12	10	2,181
1994	Barry Lunney Jr., Jr.	101	183	552	11	6	1,345
1993	Barry Lunney Jr., So.	104	202	515	6	7	1,241
1992	Barry Lunney Jr., Fr.	91	189	482	4	5	1,015
1991	Jason Allen, Fr.	48	102	471	6	6	603
1990	Quinn Groves, Sr.	120	235	511	18	10	1,886
1989	Quinn Groves, Jr.	72	132	550	5	9	1,149
1988	Quinn Groves, So.	62	98	633	4	3	966
1987	Quinn Groves, Fr.	38	62	613	2	4	495
1986	Greg Thomas, Jr.	67	109	615	6	1	1,032
1985	Mark Calcagni, Sr.	27	47	574	3	2	561
1984	Brad Taylor, Sr.	82	147	558	7	11	1,166
1983	Brad Taylor, Jr.	139	257	541	9	8	1,837
1982	Brad Taylor, So.	59	141	418	6	9	1,073
1981	Brad Taylor, Fr.	53	99	535	1	4	726
1980	Tom Jones, So.	93	166	560	6	8	1,161
1979	Kevin Scanlon, Sr.	92	139	662	9	6	1,212
1978	Ron Calcagni, Sr.	62	103	602	4	5	807
1977	Ron Calcagni, Jr.	73	137	533	10	7	1,147
1976	Ron Calcagni, So.	17	57	300	2	4	366
1975	Scott Bull, Sr.	33	71	465	3	6	570
1974	Scott Bull, Jr.	14	32	438	3	1	238
1973	Mike Kirkland, So.	75	151	497	3	13	990
1972	Joe Ferguson, Sr.	119	254	469	9	15	1,484
1971	Joe Ferguson, Jr.	160	271	590	11	12	2,203
1970	Bill Montgomery, Sr.	110	195	564	10	9	1,662
1969	Bill Montgomery, Jr.	93	173	538	9	7	1,333
1968	Bill Montgomery, So.	134	234	573	10	8	1,595
1967	Ronny South, Sr.	84	142	592	11	8	1,159
1966	Jon Brittenum, Sr.	76	143	531	7	7	1,103
1965	Jon Brittenum, Jr.	75	149	503	8	7	1,103
1964	Fred Marshall, Sr.	50	94	532	4	8	656
1963	Bill Gray, Jr.	34	79	430	4	5	483
1962	Billy Moore, Sr.	51	91	560	5	2	673
1961	George McKinney, Sr.	32	68	471	6	5	426
1960	George McKinney, Jr.	39	90	433	9	6	728
1959	James Monroe, Jr.	19	30	633	3	3	202
1958	James Monroe, Sr.	41	96	427	3	8	512
1957	George Walker, Sr.	35	63	556	4	4	587
1956	Don Christian, So.	18	53	340	2	0	260
1955	George Walker, Jr.	22	47	468	2	3	347
1954	George Walker, So.	45	85	529	4	9	603
1953	Lamar McHan, Sr.	78	150	520	8	11	1,107
1952	Lamar McHan, Jr.	55	136	404	5	17	743
1951	Lamar McHan, So.	53	135	393	6	14	724
1950	Jim Rinehart, Jr.	59	139	424	3	15	756
1949	Don Logue, So.	31	79	392	6	8	374
1948	Gordon Long	32	56	571	4	4	449
1947	Ken Holland	25	46	543	5	-	360
1946	Aubrey Fowler	18	40	450	-	-	320
1945	Bud Canada	24	69	348	2	3	272
1939	Kay Eakin	78	193	404	5	18	962
1938	Kay Eakin	34	111	306	3	4	467
1937	Jack Robbins	49	130	377	8	18	554
1936	Jack Robbins	49	107	458	4	7	583
1935	Jack Robbins	95	152	625	7	7	1,219

RECEIVING

YEAR	PLAYER	REC	YDS	TD
2023	Andrew Armstrong, Sr.	56	764	5
2022	Jadon Haselwood, Jr.	59	702	3
2021	Treyton Burks, Jr.	66	1,104	11
2020	Treyton Burks, So.	51	820	7
2019	Mike Woods, So.	33	423	4
2018	Cheyenne O'Grady, Sr.	33	372	3
2017	La'Michael Pettway, Jr.	30	499	4
2016	Cheyenne O'Grady, Jr.	30	400	6
2015	Jonathan Nance, Jr.	37	539	5

2016	Drew Morgan, Sr.	65	739	3
2015	Drew Morgan, Jr.	63	843	10
2014	Keon Hatcher, Jr.	43	558	6
2013	Javonte Herndon, Sr.	31	437	4
2012	Cobi Hamilton, Sr.	90	1,335	5
2011	Jarius Wright, Sr.	66	1,117	12
2010	D. J. Williams, Sr.	54	627	4
	Joe Adams, Jr.	50	813	6
2009	Greg Childs, So.	48	894	7
2008	D. J. Williams, So.	61	723	3
2007	Peyton Hillis, Sr.	49	537	5
2006	Marcus Monk, Jr.	50	962	11
2005	Peyton Hillis, So.	38	402	4
	Marcus Monk, So.	35	476	7
2004	Steven Harris, Sr.	37	617	4
	Marcus Monk, Fr.	37	569	6
2003	George Wilson, Jr.	50	900	6
2002	George Wilson, So.	49	626	7
2001	George Wilson, Fr.	40	568	3
2000	Boo Williams, Sr.	52	739	7
1999	Anthony Lucas, Sr.	37	822	5
1998	Michael Williams, Jr.	44	560	5
	Anthony Lucas, Jr.	43	1,004	10
1997	Anthony Eubanks, Sr.	51	870	5
1996	Anthony Eubanks, Jr.	51	809	5
1995	Anthony Eubanks, So.	43	596	4
1994	J. J. Meadors, Jr.	43	613	5
1993	J. J. Meadors, Sr.	28	429	3
1992	Kirk Botkin, Jr.	33	257	0
	Ron Dickerson, Jr.	32	437	4
1991	Ron Dickerson, Jr.	25	372	3
1990	Derek Russell, Fr.	43	897	8
1989	Tim Horton, Sr.	23	454	0
1988	Tim Horton, Jr.	16	319	1
	Derek Russell, Jr.	15	396	1
1987	Derek Russell, Fr.	16	297	3
1986	James Shibest, Sr.	22	473	0
1985	James Shibest, Jr.	20	446	2
1984	James Shibest, So.	51	907	7
1983	Mark Mistler, Sr.	33	401	2
1982	Gary Anderson, Sr.	26	486	4
	Derek Holloway, Sr.	21	529	2
1981	Gary Anderson, Jr.	26	263	3
	Darryl Mason, Sr.	23	285	3
1980	Gary Anderson, So.	23	153	0
	Bobby Duckworth, Sr.	20	461	2
1979	Gary Stiggers, Jr.	23	221	1
	Robert Farrell, Sr.	21	401	1
1978	Robert Farrell, Jr.	13	229	4
	Jerry Eckwood, Sr.	13	99	0
1977	Donny Bobo, So.	22	454	5
1976	Charles Clay, So.	7	174	1
1975	Freddie Douglas, Sr.	13	232	0
1974	Freddie Douglas, Jr.	15	332	3
1973	Jack Ettinger, Sr.	28	411	1
1972	Mike Reppond, Sr.	36	475	4
1971	Mike Reppond, Jr.	56	986	3
1970	Chuck Dicus, Sr.	38	577	4
1969	Chuck Dicus, Jr.	42	688	4
1968	Max Peacock, Sr.	39	497	2
	Chuck Dicus, So.	38	589	8
1967	Max Peacock, Sr.	30	468	5
1966	Tommy Burnett, Sr.	29	401	2
1965	Bobby Crockett, Sr.	30	487	3
1964	Jim Lindsey, Jr.	24	331	2
1963	Jerry Lamb, Jr.	16	240	2
1962	Jerry Lamb, So.	23	378	4
1961	Lance Alworth, Sr.	18	320	3
1960	Jimmy Collier, Jr.	17	356	3
1959	Steve Butler, Jr.	9	107	2
1958	Charlie Barnes, So.	15	175	2
1957	Billy Kyser, So.	10	179	1
1956	Ronnie Underwood, Jr.	7	154	2
1955	Preston Carpenter, Sr.	11	155	0
1954	Preston Carpenter, Jr.	21	234	2
1953	Floyd Sagely, Sr.	30	542	3
1952	Lewis Carpenter	19	335	2
1951	Pat Summerall, Sr.	24	358	3
1950	Bill Journey, Jr.	22	335	3
1949	Pat Summerall, So.	17	298	3
1948	Ross Pritchard	17	311	5
1947	Ross Pritchard	15	266	4
1946	Clyde Scott	11	183	0
	Alton Baldwin	10	213	2
1945	John Hoffman	11	196	0
1937	Jim Benton	48	814	7
1936	Jim Benton	35	489	5
1929	Wear Schoonover	33	342	2

INDIVIDUAL YEARLY LEADERS

SCORING

YEAR	PLAYER	TD	PAT	FG	PTS
2023	Cam Little, Jr.	0	33	20	93
2022	Cam Little, So.	0	50	13	89
2021	Cam Little, Fr.	0	46	20	106
2020	A. J. Reed, Sr.	0	27	7	48
2019	Connor Limpert, Sr.	0	29	14	71
2018	Connor Limpert, Jr.	0	29	19	86
2017	David Williams, Sr.	10	0	0	60
2016	Rawleigh Williams III, So.	13	0	0	78
2015	Alex Collins, Jr.	20	0	0	120
2014	Jonathan Williams, Jr.	14	0	0	84
2013	Zach Hocker, Sr.	0	28	13	67
2012	Zach Hocker, Jr.	0	32	11	65
2011	Zach Hocker, So.	0	55	21	118
2010	Zach Hocker, Fr.	0	56	16	104
2009	Alex Tejada, Jr.	0	58	16	106
2008	Michael Smith, Jr.	10	0	0	60
2007	Alex Tejada, Fr.	0	58	17	109
2006	Darren McFadden, So.	16	1	0	98
2005	Chris Balseiro, Sr.	0	31	13	70
2004	Chris Balseiro, Jr.	0	40	4	52
2003	Chris Balseiro, So.	0	40	11	73
2002	David Carlton, Jr.	0	28	12	64
2001	Brennan O'Donohoe, So.	0	29	12	65
2000	Boo Williams, Sr.	7	1	0	44
1999	Tony Dodson, Sr.	0	31	12	67
1998	Todd Latourette, Sr.	0	41	17	92
1997	Todd Latourette, Jr.	0	20	7	41
1996	Todd Latourette, So.	0	18	9	45
1995	Madre Hill, So.	16	0	0	96
1994	Lance Ellison, Sr.	0	24	6	42
1993	Oscar Malone, So.	5	0	0	30
1992	Todd Wright, Sr.	0	11	17	62
1991	Todd Wright, Jr.	0	14	12	50
1990	Todd Wright, So.	0	24	11	57
1989	Todd Wright, Fr.	0	38	20	98
1988	Kendall Trainor, Sr.	0	30	24	102
1987	James Rouse, Jr.	17	0	0	102
1986	Kendall Trainor, So.	0	39	10	69
1985	James Rouse, Fr.	9	1	0	56
1984	Greg Horne, So.	0	14	10	44
1983	Greg Horne, Fr.	0	16	14	58
1982	Gary Anderson, Sr.	9	0	0	54
1981	Bruce Lahay, Sr.	0	31	19	88
1980	Ish Ordonez, Sr.	0	23	13	62
1979	Ish Ordonez, Jr.	0	26	18	80
1978	Ish Ordonez, So.	0	39	13	78
1977	Steve Little, Sr.	0	37	19	94
1976	Steve Little, Jr.	0	23	11	56
1975	Steve Little, So.	0	32	11	65
1974	Steve Little, Fr.	0	29	12	65
1973	Mike Kirkland, So.	3	5	3	34
1972	Mike Kirkland, Fr.	0	26	8	50
1971	Bill McClard, Sr.	0	35	12	71
1970	Bill McClard, Jr.	0	50	10	80
1969	Bill Burnett, Jr.	20	0	0	120
1968	Bill Burnett, So.	16	0	0	96
1967	David Dickey, Jr.	16	0	0	96
1966	David Dickey, So.	8	0	0	48
1965	Bobby Burnett, Sr.	16	0	0	96
1964	Tom McKnelly, Sr.	0	29	6	47
1963	Bill Gray, Jr.	5	0	0	30
1962	Billy Moore, Sr.	14	0	0	84
1961	Mickey Cissell, Jr.	1	21	2	33
1960	Mickey Cissell, So.	0	21	2	27
1959	Jim Mooley, Sr.	5	0	0	30
1958	Donnie Stone, Sr.	5	0	0	30
1957	Gerald Nesbitt, Sr.	7	9	0	51
1956	Gerald Nesbitt, Jr.	7	7	0	49
1955	George Walker, Jr.	4	14	1	41
1954	George Walker, So.	7	6	0	48
1953	Lamar McHan, Sr.	4	8	0	32
1952	Lamar McHan, Jr.	4	0	0	24
	Lewis Carpenter	4	0	0	24
1951	Buddy Sutton, Jr.	6	0	0	36
1950	Bill Jurney, Jr.	4	0	0	24
1949	Don Logue, So.	6	0	0	36
1948	Leon Campbell	9	0	0	54
1947	Clyde Scott	6	0	0	36
1946	Aubrey Fowler	3	11	0	29
1945	Alton Baldwin	5	0	0	30
1944	Alton Baldwin	5	0	0	30
1943	Alton Baldwin	5	0	0	30
1942	Bob Forte	3	0	0	18
1941	Frank Delmonego	1	13	1	22
1940	Howard Hickey	3	2	0	20
1939	O'Neill Adams	4	0	0	24
1938	Neil Martin	3	0	0	18
1937	Jim Benton	6	0	0	30

1936	Ralph Rawlings	6	0	0	30
	Jim Benton	6	0	0	30
1935	Allan Keen	6	0	0	30
1934	Elvin Geiser	2	5	1	20
1933	Ralph LaForge	9	3	0	57
1932	Joe Biddle	4	1	0	25
1931	Homer Ledbetter	8	0	0	48
1930	Homer Ledbetter	4	0	0	24
1929	Richard Miller	13	0	0	78
1928	Garland Beavers	13	0	0	78
1927	George Cole	11	16	1	85
1926	George Cole	9	15	1	72
1925	George Cole	3	4	7	43
1917	Gene Davidson	12	5	0	77
1916	Gene Davidson	12	13	0	85
1915	Gene Davidson	3	2	0	20

PUNT RETURNS

YEAR	PLAYER	NO	YDS	AVG	TD
2023	Isaiah Sategna, Fr.	15	180	12.0	1
2022	Bryce Stephens, Fr.	15	149	9.9	1
2021	Nathan Parodi, Jr.	18	205	11.4	1
2020	Nathan Parodi, So.	3	14	4.7	0
2019	Treyton Burks, Fr.	12	130	10.8	0
2018	Deon Stewart, Jr.	9	91	10.1	0
2017	Henre Toliver, Sr.	4	51	12.8	0
2016	Jared Cornelius, Jr.	12	85	7.1	0
2015	Jared Cornelius, So.	7	93	13.3	0
	DJ Dean, Jr.	7	93	13.3	0
2014	DJ Dean, So.	11	121	11.0	0
2013	Javontee Herndon, Sr.	9	67	7.4	0
2012	Nate Holmes, Fr.	11	70	6.4	0
2011	Joe Adams, Sr.	19	321	16.9	4
2010	Joe Adams, Jr.	16	249	15.6	1
2009	Jerrell Norton, Jr.	9	77	8.6	0
2008	Jarius Wright, Fr.	6	15	2.5	0
2007	Jerrell Norton, So.	18	142	7.9	0
2006	Reggie Fish, So.	16	98	6.1	0
2005	Peyton Hillis, So.	16	165	10.3	0
2004	DeCori Birmingham, Sr.	17	115	6.8	0
2003	Marvin Jackson, Sr.	26	329	12.7	1
2002	DeCori Birmingham, So.	28	342	12.2	0
2001	Marvin Jackson, Jr.	27	265	9.8	1
2000	Steadman Campbell, So.	16	103	6.4	0
1999	Rossi Morreale, Jr.	14	79	5.6	0
1998	Rossi Morreale, So.	18	130	7.2	0
1997	Jeromy Flowers, So.	25	157	6.3	0
1996	Anthony Eubanks, Jr.	21	101	4.8	0
1995	J. A. Meadows, Sr.	11	52	4.7	0
1994	Carl Kidd, Sr.	22	165	7.5	0

1993	Orlando Watters, Sr.	28	157	5.6	0
1992	Orlando Watters, Jr.	36	290	8.1	2
1991	Michael James, Sr.	19	272	14.3	1
1990	Michael James, Jr.	8	13	1.6	0
	Dean Peevy, Fr.	5	48	9.6	0
1989	Tim Horton, Sr.	20	124	6.2	0
1988	Tim Horton, Jr.	26	258	9.9	0
1987	Tim Horton, So.	25	224	9.0	0
1986	James Shibest, Sr.	20	211	10.6	0
1985	Bobby Joe Edmonds, Sr.	40	466	11.7	0
1984	Bobby Joe Edmonds, Jr.	25	294	11.8	0
1983	Bobby Joe Edmonds, So.	23	177	7.7	0
1982	Gary Anderson, Sr.	29	222	7.7	0
1981	Gary Anderson, Jr.	29	252	8.7	0
1980	Gary Anderson, So.	23	244	10.6	0
1979	Gary Anderson, Fr.	34	286	8.4	1
1978	Vaughn Lusby, Sr.	21	170	8.1	0
1977	Vaughn Lusby, Jr.	36	294	8.2	0
1976	Vaughn Lusby, So.	29	161	5.6	0
1975	Jerry Eckwood, So.	15	105	7.0	0
1974	Floyd Hogan, Jr.	27	128	4.7	0
1973	Teddy Barnes, So.	11	46	4.2	0
	Floyd Hogan, Jr.	8	64	8.0	0
1972	John Mosely, Sr.	19	182	9.6	0
1971	Jack Morris, Sr.	24	216	9.0	0
1970	Jerry Moore, Sr.	15	191	12.8	0
1969	Terry Stewart, Sr.	19	134	7.1	0
1968	Gary Adams, Sr.	28	215	10.2	2
1967	Gary Adams, Jr.	28	290	10.4	0
1966	Martine Bercher, Sr.	24	375	15.6	0
1965	Jack Brasuell, Sr.	21	285	13.6	0
1964	Ken Hatfield, Sr.	31	518	16.7	0
1963	Ken Hatfield, Jr.	21	350	16.7	0
1962	Ken Hatfield, So.	20	285	14.3	1
1961	Lance Alworth, Sr.	28	336	12.0	0
1960	Lance Alworth, Jr.	18	307	17.1	0
1959	Lance Alworth, So.	5	47	9.4	0
1958	Jim Mooley, Jr.	9	77	8.5	0
	Freddy Akers, Jr.	8	91	11.4	0
1957	Donnie Stone, Jr.	7	80	11.4	0
	George Walker, Sr.	7	100	14.3	0
1956	Rogers Overby, Sr.	11	121	11.0	0
1955	Don Horton, So.	7	173	24.7	0
1954	George Walker, So.	8	142	17.3	1
1953	Lamar McHan, Sr.	21	233	11.1	0
1952	Johnny Cole, Sr.	8	68	8.5	0
1951	Johnny Cole, Jr.	15	233	15.5	0
1950	Johnny Cole, So.	16	293	18.3	1
1949	Jim Rinehart, So.	21	230	10.9	0
1948	Ross Pritchard	10	203	20.3	0



ALEX COLLINS' program record 20 rushing touchdowns in 2015 also tied Bill Burnett's scoring record of 120 points set in 1969.

INDIVIDUAL YEARLY LEADERS

1947	Aubrey Fowler	23	395	17.1	-
1946	Aubrey Fowler	22	247	11.2	-
1945	Bud Canada	21	264	12.5	-

KICKOFF RETURNS

YEAR	PLAYER	NO	YDS	AVG	TD
2023	Isaiah Sategna, Fr.	23	500	21.7	0
2022	AJ Green, So.	8	127	15.9	0
2021	AJ Green, Fr.	9	147	16.3	0
2020	De'Vion Warren, Sr.	6	120	20.0	0
2019	De'Vion Warren, Jr.	16	326	20.4	0
2018	De'Vion Warren, So.	14	399	28.5	0
2017	De'Vion Warren, Fr.	29	765	26.4	1
2016	Deon Stewart, R-Fr.	21	419	20.0	0
2015	Eric Hawkins, Sr.	10	223	22.3	0
2014	Korliss Marshall, So.	9	271	30.1	1
2013	Korliss Marshall, Fr.	9	422	22.2	0
2012	Dennis Johnson, Sr.	17	309	18.2	0
2011	Dennis Johnson, Jr.	18	461	25.6	1
2010	Lance Ray, Fr.	23	518	22.5	0
2009	Dennis Johnson, So.	40	1,031	25.8	1
2008	Dennis Johnson, Fr.	41	905	22.1	1
2007	Felix Jones, Jr.	22	652	29.6	2
2006	Felix Jones, So.	23	554	24.1	1
2005	Felix Jones, Fr.	17	543	31.9	1
2004	Cedric Washington, So.	11	204	18.5	0
	DeCori Birmingham, Sr.	10	217	21.7	0
2003	Cedric Washington, Fr.	25	491	19.9	0
2002	DeCori Birmingham, So.	28	638	22.8	0
2001	Lawrence Richardson, Fr.	18	416	23.1	1
2000	Steven Harris, Fr.	20	420	21.0	0
1999	Cedric Cobbs, Fr.	12	328	27.3	1
1998	Hubert Loudermilk, Jr.	8	155	19.4	0
	Rod Stinson, So.	7	156	22.3	0
1997	Mark Henderson, Fr.	15	284	18.9	0
1996	Ontraia Moss, Fr.	14	296	21.1	0
1995	Cory Nichols, Fr.	19	399	21.0	0
1994	Madre Hill, Fr.	7	223	31.9	1
1993	Orlando Watters, Sr.	18	392	21.8	0
1992	Ron Dickerson, Sr.	20	497	24.9	0
1991	Freddie Bradley, Jr.	16	388	24.3	0
1990	Tracy Caldwell, Fr.	17	317	18.6	0
1989	Barry Foster, Jr.	20	445	22.3	0
1988	Barry Foster, So.	23	445	19.3	0
1987	James Rouse, Jr.	12	244	20.3	0
1986	Marshall Foreman, Sr.	11	270	24.5	0
	Donnie Centers, Jr.	11	279	25.4	0
1985	Carl Miller, Sr.	14	326	23.3	0
1984	Carl Miller, Jr.	18	390	21.7	0
1983	Carl Miller, So.	11	300	27.3	1
1982	Derek Holloway, Sr.	12	262	21.8	0
1981	Derek Holloway, Jr.	20	419	21.0	0
1980	Derek Holloway, So.	17	407	23.9	1
1979	Gary Anderson, Fr.	16	343	21.4	0
1978	Thomas Brown, Fr.	15	354	23.6	1
1977	Gary Stiggers, Fr.	7	109	15.6	0
1976	Barnabus White, Jr.	13	256	19.7	0
1975	Teddy Barnes, Sr.	10	218	21.8	0
1974	Barnabus White, So.	7	119	17.0	0
1973	Dickey Morton, Sr.	12	278	23.2	0
1972	Jon Richardson, So.	22	501	22.8	0
1971	Dickey Morton, So.	9	269	29.9	1
1970	Jon Richardson, So.	11	151	22.1	0
1969	Bill Burnett, Jr.	6	134	22.3	0
1968	Bill Burnett, So.	12	206	17.2	-
1967	David Dickey, Jr.	13	294	22.6	-
1966	David Dickey, So.	7	164	23.4	-
1965	Jack Brasuell, Sr.	6	93	15.5	-
1964	Ken Hatfield, Sr.	12	253	21.1	-
1963	Jack Brasuell, So.	13	329	25.3	0
1962	Ken Hatfield, So.	7	198	28.3	-
	George Rae Walker, So.	7	200	28.6	-
1961	Lance Alworth, Sr.	13	300	23.1	0
1960	Lance Alworth, Jr.	14	428	30.6	-
1959	Jim Moaty, Sr.	8	147	18.4	-
1958	Jim Moaty, Jr.	9	210	23.3	-
1957	Donnie Stone, Jr.	8	166	20.7	-
1956	Donnie Stone, So.	11	239	21.7	-
1955	Ronnie Underwood, Jr.	3	121	40.3	-
	Don Christian, So.	3	83	27.7	-
	George Walker, Jr.	3	65	21.7	-
	Don Horton, So.	3	54	18.0	-
	Joe Thomason, Sr.	3	48	16.0	-
1954	Buddy Benson, So.	6	110	18.3	-
	George Walker, So.	6	154	25.7	-
1953	Preston Carpenter, So.	5	107	21.4	-
1952	Lewis Carpenter, Sr.	11	159	14.4	-
	Jack Troxell, Jr.	7	212	30.3	-
1951	Larry Hogue, Jr.	8	144	18.0	-
1950	Buddy Rogers, Sr.	9	146	16.2	-

1949	Joe Dugan, So.	6	138	23.0	-
	Joe Baldridge, So.	6	152	25.3	-
1948	Clyde Scott	8	195	24.4	-
1947	Clyde Scott	8	196	24.5	-
1946	Clyde Scott	6	140	23.3	-

PUNTING

YEAR	PLAYER	NO	YDS	AVG
2023	Max Fletcher, So.	59	2,770	46.9
2022	Max Fletcher, Fr.	38	1,424	37.5
2021	Reid Bauer, Jr.	58	2,510	43.3
2020	Reid Bauer, So.	39	1,698	43.5
2019	Sam Loy, Jr.	56	2,210	39.5
2018	Reid Bauer, Fr.	56	2,176	38.9
2017	Blake Johnson, So.	59	2,277	38.6
2016	Toby Baker, Sr.	57	2,532	44.4
2015	Toby Baker, Jr.	43	1,772	41.2
2014	Sam Irwin-Hill, Sr.	58	2,327	40.1
2013	Sam Irwin-Hill, Jr.	46	2,038	44.3
2012	Dylan Breeding, Sr.	53	2,416	45.6
2011	Dylan Breeding, Jr.	53	2,400	45.3
2010	Dylan Breeding, So.	52	2,212	42.5
2009	Dylan Breeding, Fr.	61	2,359	38.7
2008	Jeremy Davis, Sr.	57	2,460	43.2
2007	Jeremy Davis, Jr.	60	2,403	40.0
2006	Jacob Skinner, Sr.	61	2,327	38.1
2005	Jacob Skinner, Jr.	50	2,091	41.8
2004	Jacob Skinner, So.	29	1,062	36.6
	Jeremy Davis, Fr.	25	979	39.2
2003	Jacob Skinner, Fr.	52	2,074	39.9
2002	Richie Butler, Sr.	69	2,715	39.3
2001	Richie Butler, Jr.	67	2,848	42.5
2000	Richie Butler, So.	65	2,784	42.8
1999	Richie Butler, Fr.	30	1,199	40.0
1998	Chris Akin, Jr.	48	1,883	39.2
1997	Matt Wait, Sr.	70	2,935	41.9
1996	Matt Wait, Jr.	69	2,777	40.3
1995	Matt Wait, So.	59	2,275	38.6
1994	Matt Wait, Fr.	54	2,190	40.6
1993	Doyle Preston, So.	56	2,109	37.7
1992	Pete Raether, Jr.	68	2,938	43.2
1991	Pete Raether, So.	65	2,836	43.6
1990	Pete Raether, Fr.	24	969	40.4
1989	Allen Meacham, Sr.	37	1,398	37.8
1988	Allen Meacham, Jr.	53	2,203	41.6
1987	Kendall Trainor, Jr.	58	2,285	39.4
1986	Greg Horne, Sr.	49	2,313	47.2
1985	Greg Horne, Jr.	54	2,301	42.6
1984	Greg Horne, So.	51	2,234	43.8
1983	Brad Taylor, Jr.	38	1,639	43.1
	Greg Horne, Fr.	26	1,152	44.3
1982	Brad Taylor, So.	60	2,451	40.9
1981	Bruce Lahay, Sr.	63	2,436	38.7
1980	Steve Cox, Sr.	47	2,186	46.5
1979	Steve Cox, Jr.	42	1,840	43.8
1978	Bruce Lahay, So.	54	2,185	40.5
1977	Steve Little, Sr.	48	2,127	44.3
1976	Steve Little, Jr.	63	2,797	44.4
1975	Tommy Cheyne, Sr.	37	1,590	43.0
1974	Mike Kirkland, Jr.	45	1,812	40.3
1973	Tommy Cheyne, So.	63	2,312	36.7
1972	Drew Toole, Jr.	49	1,838	37.5
1971	Drew Toole, So.	45	1,573	34.9
1970	Ken Curry, Sr.	34	1,255	36.9
1969	Cary Stockdell, Sr.	52	1,949	37.5
1968	Cary Stockdell, Jr.	55	2,195	39.9
1967	Paul Conner, Sr.	63	2,249	35.7
1966	Paul Conner, Jr.	52	2,076	40.0
1965	Bobby Nix, Sr.	53	2,158	40.7
1964	Bobby Nix, Jr.	50	1,823	36.5
1963	Tommy Moore, Sr.	51	1,810	35.5
1962	Tommy Moore, Jr.	38	1,467	38.6
1961	Tommy Moore, So.	17	634	37.3
	Lance Alworth, Sr.	32	1,132	35.3
1960	Lance Alworth, Jr.	48	1,602	33.4
1959	Lance Alworth, So.	37	1,313	35.5
1958	Mike Cooney, Sr.	39	1,515	38.8
1957	Gerald Nesbitt, Sr.	32	1,343	41.9
1956	Gerald Nesbitt, Jr.	12	484	40.3
	Don Christian, Jr.	25	975	39.0
1955	Gerald Nesbitt, So.	13	609	46.8
	George Walker, Jr.	47	1,779	37.9
1954	George Walker, So.	49	1,953	39.9
1953	Lamar McHan, Sr.	46	1,851	40.2
1952	Bob St. Pierre	22	844	38.4
	Lamar McHan, Jr.	35	1,276	36.5
1951	Lamar McHan, So.	64	2,377	37.1
1950	Louis Schaufele, Sr.	60	2,316	38.4
	Louis Schaufele, Jr.	59	2,273	38.4
1948	Harold Cox	39	1,431	36.7

1947	Gordon Long	22	881	40.0	0
1946	Aubrey Fowler	47	1,693	36.0	0
1945	Aubrey Fowler	64	2,218	34.6	0
1944	Alton Baldwin	32	1,077	33.6	0
1943	Harold Cox	42	1,745	41.7	0
1938	Kay Eakin	41	1,688	41.4	0
1937	Kay Eakin	28	1,121	40.0	0

FIELD GOALS

YEAR	PLAYER	FGM	FGA	PCT
2023	Cam Little, Jr.	20	24	.833
2022	Cam Little, So.	13	16	.813
2021	Cam Little, Fr.	20	24	.833
2020	A. J. Reed, Sr.	7	11	.636
2019	Connor Limpert, Sr.	14	19	.737
2018	Connor Limpert, Jr.	19	24	.792
2017	Connor Limpert, So.	8	9	.889
2016	Adam McFair, Sr.	8	10	.800
2015	Cole Hedlund, Fr.	9	15	.600
2014	Adam McFair, So.	7	10	.700
2013	Zach Hocker, Sr.	13	15	.867
2012	Zach Hocker, Jr.	11	18	.611
2011	Zach Hocker, So.	21	27	.778
2010	Zach Hocker, Fr.	16	19	.842
2009	Alex Tejada, Jr.	16	22	.727
2008	Shay Haddock, So.	5	7	.714
2007	Alex Tejada, Fr.	17	23	.739
2006	Jeremy Davis, So.	6	13	.462
2005	Chris Balseiro, Sr.	13	18	.708
2004	Chris Balseiro, Fr.	4	7	.571
2003	Chris Balseiro, So.	11	15	.733
2002	David Carlton, So.	12	16	.750
2001	Brennan O'Donohoe, So.	12	17	.706
2000	Brennan O'Donohoe, Fr.	4	6	.667
1999	Tony Dodson, Sr.	12	18	.667
1998	Todd Latourette, Sr.	17	24	.708
1997	Todd Latourette, Jr.	7	12	.583
1996	Todd Latourette, So.	9	14	.643
1995	Todd Latourette, Fr.	14	21	.667
1994	Lance Ellison, Sr.	6	15	.400
1993	Lance Ellison, Jr.	4	10	.400
1992	Todd Wright, Sr.	17	25	.680
1991	Todd Wright, Jr.	12	17	.706
1990	Todd Wright, So.	11	14	.786
1989	Todd Wright, Fr.	20	23	.870
1988	Kendall Trainor, Sr.	24	27	.889
1987	Kendall Trainor, Jr.	13	20	.650
1986	Kendall Trainor, So.	10	13	.769
1985	Greg Horne, Sr.	5	13	.385
1984	Greg Horne, Jr.	10	18	.556
1983	Greg Horne, So.	14	22	.636
1982	Ernie Villarreal, Fr.	4	10	.400
1981	Bruce Lahay, Jr.	19	24	.792
1980	Ish Ordenez, Sr.	13	21	.619
1979	Ish Ordenez, Jr.	18	22	.818
1978	Ish Ordenez, So.	13	19	.684
1977	Steve Little, Sr.	19	30	.633
1976	Steve Little, Jr.	11	23	.478
1975	Steve Little, So.	11	20	.550
1974	Steve Little, Fr.	12	16	.750
1973	Mike Kirkland, So.	3	12	.250
1972	Mike Kirkland, Fr.	8	16	.500
1971	Bill McClard, Jr.	12	22	.545
1970	Bill McClard, Sr.	10	15	.667
1969	Bill McClard, So.	7	9	.778

INDIVIDUAL YEARLY LEADERS

TACKLES

YEAR	POS	PLAYER	UA	AT	TOTAL
2023	LB	Jaheim Thomas, Jr.	38	52	90
2022	LB	Drew Sanders, Jr.	40	63	103
2021	LB	Bumper Pool, Sr.	45	80	125
2020	LB	Grant Morgan, Sr.	40	79	111
2019	LB	DeJon Harris, Sr.	52	49	101
2018	LB	DeJon Harris, Jr.	62	56	118
2017	LB	DeJon Harris, So.	66	49	115
2016	LB	Brooks Ellis, Sr.	38	45	83
2015	LB	Brooks Ellis, Jr.	45	57	102
2014	LB	Martrell Spaight, Sr.	63	65	128
2013	S	Alan Turner, Jr.	37	60	97
2012	S	Ross Rasner, Sr.	49	43	92
2011	LB	Jerry Franklin, Sr.	46	55	101
2010	LB	Jerry Franklin, Jr.	48	52	100
2009	LB	Jerry Franklin, So.	51	43	94
2008	LB	Jerry Franklin, Fr.	54	33	87
2007	SS	Matt Hewitt, Sr.	63	55	118
2006	LB	Sam Olajubutu, Sr.	70	45	115
2005	LB	Sam Olajubutu, Jr.	69	49	118
2004	FS	Vickiel Vaughn, Jr.	47	19	66
2003	LB	Caleb Miller, Sr.	84	49	133
2002	FS	Ken Hamlin, Jr.	97	62	159
2001	LB	Jermaine Petty, Sr.	80	60	140
2000	FS	Ken Hamlin, Fr.	57	47	104
1999	FS	Kenoy Kennedy, Sr.	58	40	98
1998	FS	Kenoy Kennedy, Jr.	66	29	95
1997	NG	Melvin Bradley, Jr.	44	27	71
1996	NG	Melvin Bradley, So.	51	38	89
1995	LB	Mark Smith, Jr.	60	55	115
1994	LB	Mark Smith, So.	35	44	79
1993	LB	Darwin Ireland, Sr.	37	56	93
1992	LB	Kevin Kempf, Jr.	51	51	102
1991	LB	Mick Thomas, Sr.	55	42	97
1990	LB	Mick Thomas, Jr.	74	62	136
1989	LB	Mick Thomas, So.	57	40	97
1988	LB	LaSalle Harper, Sr.	61	58	119
1987	LB	Rickey Williams, Sr.	87	53	140
1986	LB	Rickey Williams, Jr.	67	43	110
1985	LB	Nick Miller, Sr.	59	53	112
1984	LB	David Bazzel, Jr.	62	51	113
1983	LB	Nick Miller, Jr.	55	58	113
1982	LB	Milton Fields, Sr.	57	56	113
1981	LB	Bert Zinamon, Jr.	47	63	110
1980	LB	Teddy Morris, Sr.	46	26	72
1979	LB	Billy Ray Smith, Jr.	50	22	72
1978	LB	Richard Richardson, So.	40	48	88
1977	LB	Mike Massey, Sr.	46	38	84
1976	LB	Teddy Morris, So.	59	25	84
1975	LB	Larry Jackson, Sr.	64	38	102
1974	LB	Larry Jackson, Jr.	86	37	123
1973	LB	Curtis Townsend, Sr.	67	52	110
1972	T	Mike Campbell, Sr.	85	35	120
1971	T	Jon Rhiddlehoover, Sr.	58	49	107
1970	T	Jon Rhiddlehoover, Jr.	81	48	129
1969	LB	Cliff Powell, Jr.	70	64	134
1968	LB	Cliff Powell, So.	72	82	154
1967	LB	Lynn Garner, So.	27	83	110
1966	T	Loyd Phillips, Sr.	58	39	97
1965	T	Loyd Phillips, Jr.	42	58	100
1964	LB	Ronnie Caveness, Sr.	87	68	155
1963	LB	Ronnie Caveness, Jr.	34	120	154
1962	E	Jim Grizzle, Jr.	19	65	84
1961	LB	Danny Brabham, Jr.	25	45	80
1960	LB	Wayne Harris	62	112	174

TACKLES FOR A LOSS

YEAR	POS	PLAYER	TFL	YDS
2023	DE	Landon Jackson, Jr.	13.5	78
2022	LB	Drew Sanders, Jr.	13.5	51
2021	LB	Hayden Henry, Sr.	12.0	55
2020	LB	Grant Morgan, Sr.	7.5	23
2019	DE	McTelvin Agim, Sr.	8.5	30
2018	DE	McTelvin Agim, Jr.	10.0	44
2017	LB	DeJon Harris, So.	8.5	25
2016	DL	Jeremiah Ledbetter, Sr.	7.5	52
2015	DE	Deatrich Wise Jr., Jr.	10.5	52
2014	DE	Trey Flowers, Sr.	15.5	95
2013	DE	Trey Flowers, Jr.	13.5	58
2012	DE	Chris Smith, Jr.	13.0	70
2011	DE	Trey Flowers, So.	12.0	76
2010	LB	Alonzo Highsmith, Jr.	12.5	51
2009	DE	Jerry Franklin, Jr.	13.0	60
2008	DE	Malcolm Sheppard, Sr.	11.0	39

2008	DE	Malcolm Sheppard, Jr.	14.5	56
2007	DT	Ernest Mitchell, Jr.	10.5	46
2006	DE	Malcolm Sheppard, So.	10.5	32
2005	LB	Jamaal Anderson, Jr.	20.5	113
2004	DE	Sam Olajubutu, Jr.	14.5	40
2003	DE	Jeb Huckleba, Sr.	13.0	51
2002	LB	Caleb Miller, Sr.	15.0	38
2001	DE	Gavin Walls, Sr.	11.0	50
2000	LB	Jermaine Petty, Sr.	13.0	30
1999	DE	Quinton Caver, Sr.	10.0	36
1998	DE	Randy Garner, Jr.	13.0	50
1997	DE	Carlos Hall, Fr.	11.0	61
1996	LB	C.J. McLain, Sr.	11.0	55
1995	E	Geno Bell, Sr.	10.0	28
1994	E	Ryan Hale, Jr.	10.0	42
1993	NG	Melvin Bradley, So.	14.0	60
1992	E	Steven Conley, Sr.	23.0	175
1991	E	Marcus Adair, Jr.	12.0	77
1990	E	Steven Conley, Jr.	12.0	76
1989	E	Henry Ford, Sr.	23.0	116
1988	LB	Ray Lee Johnson, Sr.	17.0	89
1987	T	Henry Ford, So.	14.0	62
1986	LB	Ray Lee Johnson, So.	6.0	20
1985	NG	Owen Kelly, So.	6.0	28
1984	NG	Chad Role, Jr.	10.0	63
1983	T	Wayne Martin, Sr.	18.0	110
1982	T	Wayne Martin, Jr.	9.0	32
1981	T	Wayne Martin, So.	10.0	47
1980	LB	Rickey Williams, So.	7.0	40
1979	LB	David Dudley, Jr.	7.0	36
1978	LB	Nick Miller, Sr.	7.0	15
1977	E	Ravin Caldwell, Jr.	10.0	57
1976	NG	Tony Cherico, Fr.	10.0	40
1975	T	Ron Fautro, Sr.	10.0	52
1974	T	Billy Ray Smith, Sr.	15.0	85
1973	E	Billy Ray Smith, Jr.	19.0	128
1972	E	Billy Ray Smith, So.	17.0	86
1971	T	Jim Elliott, Jr.	13.0	88
1970	T	Jimmy Walker, Sr.	19.0	125
1969	T	Jimmy Walker, Jr.	15.0	87
1968	E	Dennis Winston, Sr.	13.0	50
1967	E	Johnnie Meadors, Jr.	10.0	54
1966	E	Johnnie Meadors, So.	14.0	59

SACKS

YEAR	POS	PLAYER	Sacks	YDS
2023	DE	Landon Jackson, Jr.	6.5	54
2022	LB	Drew Sanders, Jr.	9.5	45
2021	DE	Tre Williams, Sr.	6.0	26
2020	DL	Eric Gregory, Fr.	2.5	21
2019	DE	McTelvin Agim, Sr.	5.0	24
2018	DT	Armon Watts, Sr.	7.0	50
2017	LB	DeJon Harris, So.	3.5	18
2016	DL	Jeremiah Ledbetter, Sr.	5.5	44
2015	DE	Deatrich Wise Jr., Jr.	8.0	43
2014	DE	Trey Flowers, Sr.	6.0	71
2013	DE	Chris Smith, Sr.	8.5	71
2012	DE	Chris Smith, Jr.	9.5	65
2011	DE	Jake Bequette, Sr.	10.0	88
2010	DE	Jake Bequette, Jr.	7.0	36
2009	DE	Jake Bequette, So.	5.5	37
2008	DE	Malcolm Sheppard, Jr.	6.5	30
2007	LB	Freddie Fairchild, So.	4.5	31
2006	DE	Jamaal Anderson, Jr.	13.5	100
2005	DE	Desmond Sims, Jr.	5.5	33
2004	DE	Jeb Huckleba, Sr.	6.5	41
2003	DE	Justin Scott, Sr.	3.0	14
2002	DE	Gavin Walls, Sr.	6.0	34
2001	DT	Jermaine Brooks, Jr.	3.5	19
2000	E	Six players tied	2.0	-
1999	E	Randy Garner, Jr.	5.5	28
1998	LB	C. J. McLain, Sr.	7.0	48
1997	E	Ryan Hale, Jr.	5.0	26
1996	NG	Melvin Bradley, So.	7.0	47
1995	E	Steven Conley, Sr.	14.0	122
1994	E	Steven Conley, Jr.	7.0	63
1993	E	Henry Ford, Sr.	14.0	85
1992	DE	Ray Lee Johnson, Sr.	11.0	73
1991	E	Henry Ford, So.	8.0	50
1990	T	Scott Long, So.	4.0	16
1989	T	Scott Long, Fr.	7.0	41
1988	T	Wayne Martin, Sr.	13.0	-
1987	T	Wayne Martin, Jr.	6.5	-
1986	T	Wayne Martin, So.	6.0	-
1985	LB	Rickey Williams, So.	5.0	-
1984	E	Ravin Caldwell, Jr.	5.5	-
1983	T	Ron Fautro, Sr.	7.0	-
1982	E	Marcus Adair, Jr.	7.0	51

INTERCEPTIONS

YEAR	POS	PLAYER	INT	YDS	TD
2023	CB	Dwight McGlothern	3	73	0
	S	Alfahmym Walcott	3	32	1
2022	CB	Dwight McGlothern, Jr.	4	48	0
2021	CB	Montaric Brown, Sr.	5	0	0
2020	S	Jalen Catalon, Fr.	3	44	1
	CB	Hudson Clark, Fr.	3	18	0
2019	CB	Kamren Curl, Jr.	2	22	0
2018	CB	Ryan Pulley, Jr.	3	0	0
2017	DB	Henre Toliver, Sr.	3	66	0
	DB	Kevin Richardson II, Sr.	3	7	0
2016	S	Josh Liddell, Jr.	2	2	0
	CB	Ryan Pulley, So.	2	75	1
	CB	Henre Toliver, Jr.	2	70	1
2015	CB	DJ Dean, Jr.	2	0	0
	S	Josh Liddell, So.	2	0	0
2014	LB	Brooks Ellis, So.	2	63	0
	CB	DJ Dean, So.	2	9	0
	CB	Henre Toliver, Fr.	2	46	0
	CB	Tevin Mitchel, Sr.	2	7	0
2013	S	Alan Turner, Jr.	2	24	0
2012	S	Ross Rasner, Sr.	3	34	0
2011	S	Tramain Thomas, Sr.	5	70	0
2010	S	Tramain Thomas, Jr.	4	24	0
2009	LB	Jerry Franklin, Jr.	3	61	0
	S	Tramain Thomas, So.	3	37	1
2008	CB	Ramon Broadway, So.	2	26	0
	LB	Jerry Franklin, Fr.	2	11	0
2007	CB	Jerrell Norton, So.	5	174	1
2006	CB	Chris Houston, Jr.	3	129	1
	FS	Michael Grant, Jr.	3	0	0
2005	CB	Vickiel Vaughn, Sr.	4	13	0
2004	FS	Vickiel Vaughn, Jr.	2	92	0
	SS	Lerinezo Robinson, Jr.	2	29	0
	CB	Michael Coe, So.	2	7	0
2003	CB	Ahmad Carroll, Jr.	3	0	0
2002	FS	Ken Hamlin, Jr.	4	33	0
	CB	Lawrence Richardson, So.	4	25	0
2001	FS	Ken Hamlin, So.	3	33	0
	CB	Lawrence Richardson, Fr.	3	45	1
2000	FS	Four with two (one TD, Eddie Jackson)	3	97	0
1999	FS	Kenoy Kennedy, Sr.	3	97	0
	CB	David Barrett, Sr.	3	45	1
1998	R	Zac Painter, Sr.	5	36	0
1997	B	Jeromy Flowers, So.	2	36	0
	CB	Ontraia Moss, So.	2	19	0
	CB	Marcus Campbell, Sr.	2	(-12)	0
1996	CB	Marcus Campbell, Jr.	5	52	0
1995	CB	Spencer Brown, Sr.	5	43	0
1994	LB	Mark Smith, So.	2	16	0
1993	CB	Orlando Walters, Sr.	6	185	2
1992	CB	Dean Peavy, So.	5	37	0
1991	CB	Michael James, Jr.	5	75	1
1990	CB	Michael James, Jr.	2	21	0
1989	CB	Anthony Cooney, Sr.	3	14	0
1988	R	Patrick Williams, Jr.	6	57	1
1987	S	Steve Atwater, Jr.	4	53	1
1986	CB	Charles Washington, Sr.	5	32	0
1985	LB	David Dudley, Jr.	3	79	1
	CB	Kevin Wyatt, Sr.	3	59	1
1984	CB	Kevin Wyatt, Jr.	5	22	0
1983	S	Greg Lasker, So.	3	72	0
	DB	Greg Gaston, So.	3	7	0
	DB	Charles Washington, Fr.	3	0	0
1982	DB	Keith Burns, Sr.	4	10	0
1981	DB	Danny Walters, Jr.	4	98	1
1980	FS	Kevin Evans, Sr.	2	21	0
1979	FS	Kevin Evans, Jr.	4	54	0
1978	E	William Hampton, Sr.	3	30	0
1977	LB	Mike Massey, So.	3	31	0
	FB	Vaughn Lusby, Jr.	3	0	0
1976		Six with two (no TDs)			
1975	CB	Tommy Harris, Sr.	3	28	0
1974	FS	Floyd Hogan, Sr.	2	92	0
1973	CB	Rollen Smith, Jr.	4	27	0
1972	SS	Mark Hollingsworth, Sr.	4	39	0
1971	CB	Louis Campbell, Jr.	7	86	1
1970	HB	David Hogue, Jr.	6	45	1
1969	MM	Bobby Field, Jr.	4	70	0
1968	HB	Jerry Moore, So.	5	104	1
	HB	Gary Adams, Sr.	5	6	0
1967	HB	Tommy Trantham, Sr.	6	104	0
1966	HB	Gary Adams, So.	7	93	0
1965	LB	Joe Black, Jr.	4	-	-
	HB	Tommy Trantham, So.	4	-	-
1964	HB	Bill Gray, Sr.	3	22	0
1963	HB	Ken Hatfield, Jr.	3	45	0
1962	HB	Ken Hatfield, So.	3	-	-
1961	HB	Billy Moore, Jr.	3	-	-

INDIVIDUAL YEARLY LEADERS

1960	George McKimey, Jr.	2	23	0
1959	Not available			
1958	HB Don Horton, Sr.	2	24	0
	Jim Mooty, Jr.	2	8	0
1957	George Walker, Sr.	2	18	0
1956	Gerald Nesbitt, Jr.	4	95	0
1955	Don Christian, Jr.	4	83	0
1954	George Walker, Sr.	6	90	0
1953	Floyd Sagely, Sr.	3	51	0
1952	Johnny Cole, Sr.	3	33	0
	Edsel Nix, Jr.	3	13	0
1951	Not available			
1950	Not available			
1949	Jim Rimehart, Sr.	10	106	0
1948	Gordon Long	4	60	0

PASSES BROKEN UP

YEAR	POS	PLAYER	PBU
2023	CB	Jaylon Braxton, Fr.	8
2022	DB	Hudson Clark, Jr.	11
2021	CB	Montaric Brown, Sr.	6
2020	CB	Montaric Brown, Jr.	6
2019	LB	Bumper Pool, Jr.	5
2018	CB	Ryan Pulley, Jr.	7
	CB	Jaques McClellion, R-Fr.	7
2017	DB	Henre Toliver, Sr.	8
	DB	Santos Ramirez, Jr.	8
	DB	Kamren Curl, Fr.	8
2016	CB	Ryan Pulley, Sr.	13
2015	CB	Jared Collins, Jr.	9
2014	CB	Jared Collins, Sr.	13
2013	S	Alan Turner, Jr.	5
	CB	Tevin Mitchell, Jr.	5
2012	S	Ross Rasner, Sr.	6
	CB	Kaelon Kelleybrew, Sr.	6
2011	S	Tramain Thomas, Sr.	6
2010	CB	Ramon Broadway, Sr.	6
2009	CB	Ramon Broadway, Jr.	4
	CB	Rudell Crim, Jr.	4
2008	CB	Ramon Broadway, Sr.	10
2007	FS	Michael Grant, Sr.	20
2006	CB	Chris Houston, Jr.	13
2005	CB	Michael Coe, Jr.	8
	CB	Chris Houston, Sr.	8
2004	LB	Sam Olajubutu, Jr.	4
2003	CB	Eddie Jackson, Sr.	10
2002	CB	Lawrence Richardson, Sr.	13
2001	CB	Lawrence Richardson, Jr.	20
2000	SS	D'Andre Berry, Jr.	12
1999	FS	Kenoy Kennedy, Sr.	10
1998	CB	David Barrett, Jr.	8
1997	CB	Marcus Campbell, Sr.	9
1996	CB	Marcus Campbell, Jr.	11
1995	CB	Spencer Brown, Sr.	7
1994	CB	Tracy Cantlope, Jr.	4
1993	CB	Orlando Watters, Sr.	8



MONTARIC BROWN picked off five passes and broke up six more to lead the Hogs in 2021.

1992	CB	Dean Peevy, Sr.	4
1991	CB	Orlando Watters, Sr.	6
1990	CB	Curtis Banks, Jr.	3
	CB	Pat Burris, Sr.	3
1989	S	Aaron Jackson, Jr.	10
1988	S	Steve Atwater, Sr.	9
1987	R	Odus Lloyd, Jr.	9
1986	S	Steve Atwater, Sr.	12
1985	S	Greg Lasker, Sr.	10
1984	S	Greg Lasker, Jr.	11
1983	CB	Greg Gaston, Sr.	6
	CB	Kevin Wyatt, Sr.	6
1982	CB	Danny Walters, Sr.	7
1981	SS	Keith Burns, Jr.	8
1980	CB	Trent Bryant, Sr.	6
1979	S	Kevin Evans, Jr.	8
1978	CB	Brad Shoup, Sr.	6
1977	SS	Howard Sampson, Sr.	7
1976		Bo Busby, Sr.	6
		Patrick Martin, Jr.	6
1975		Howard Sampson, Jr.	8
1974		Brad Thomas, Jr.	8
1973		Not available	
1972		Not available	
1971		Not available	
1970		Not available	
1969		Not available	
1968	HB	Jerry Moore, Sr.	8
1967	HB	Tommy Trantham, Sr.	12
1966	HB	Gary Adams, Sr.	8
1965	MM	Mike Jordan, Jr.	9
1964	HB	Bill Gray, Sr.	9
1963	MM	Charles Daniel, Jr.	4
		Tommy Moore, Sr.	4
		Mike Parker, Sr.	4
1962	HB	Ken Hatfield, Jr.	5
		Mike Parker, Jr.	5
1961	C	Tommy Brasher, Sr.	5

FORCED FUMBLES

YEAR	POS	PLAYER	FF
2023		Six Players	1
2022	LB	Drew Sanders, Jr.	3
2021		Four Players	1
2020	S	Jalen Catalon, Fr.	2
2019	LB	DeJon Harris, Sr.	2
2018	DT	Armon Watts, Sr.	3
	DE	McTelvin Agim, Jr.	3
2017	DB	Santos Ramirez, Jr.	3
2016	DE/LB	Randy Ramsey, Sr.	3
2015	DE	Deatrich Wise Jr., Jr.	3
2014	LB	Martrell Spaight, Sr.	2
	LB	Brooks Ellis, Sr.	2
2013	DE	Trey Flowers, Jr.	3
2012	S	Ross Rasner, Sr.	2
	CB	Tevin Mitchell, Sr.	2
2011	DE	Jake Bequette, Sr.	5
2010	S	Tramain Thomas, Jr.	4
2009	DE	Tenarius Wright, Fr.	3
2008	DE	Malcolm Sheppard, Jr.	2
2007	SS	Matt Hewitt, Sr.	4
2006		Three Players	2
2005	DE	Desmond Sims, Jr.	2
2004		Seven Players	1
2003	LB	Caleb Miller, Sr.	3
2002	FS	Ken Hamlin, Jr.	4
2001	FS	Ken Hamlin, Sr.	4
2000		Five Players	1
1999	B	Jerome Flowers, Sr.	3
	FS	Kenoy Kennedy, Sr.	3
1998	R	Zac Painter, Sr.	3
1997	LB	C. J. McLain, Jr.	3
1996	LB	C. J. McLain, Sr.	2
1995	E	Geno Bell, Jr.	2
	LB	Mark Smith, Jr.	2
1994		Four Players	2
1993	E	Henry Ford, Sr.	3
1992	LB	Tyrone Chatman, Jr.	4
1991		Six Players	1
1990	E	Ken Benson, Sr.	2
	FS	Ben Floor, Sr.	2
1989		Seven Players	1
1988	T	Wayne Martin, Sr.	7
1987	T	Wayne Martin, Jr.	2
1986	T	Wayne Martin, Sr.	2
	T	David Schell, Jr.	2
	LB	Rickey Williams, Jr.	2
1985	T	Rodney Beachum, Sr.	4
1984	R	Nathan Jones, Sr.	4
	LB	Nick Miller, Sr.	4

FUMBLE RECOVERIES

YEAR	POS	PLAYER	FR
2023		Five Players	1
2022	S	Latavious Brini, Sr.	2
	DB	Hudson Clark, Jr.	2
2021	DB	Greg Brooks Jr., Jr.	2
2020	S	Myles Slusher, Fr.	2
2019	LB	DeJon Harris, Sr.	2
	CB	Kamren Curl, Jr.	2
2018	DB	Chevin Calloway, Sr.	2
2017	DL	Briston Guidry, R-Fr.	2
2016		Four Players	2
2015		Seven Players	1
2014	DT	Darius Philon, Sr.	3
2013		Six Players	1
2012		Five Players	1
2011	LB	Jerry Franklin, Sr.	2
2010	S	Tramain Thomas, Jr.	2
	CB	Darius Winston, Sr.	2
	LB	Freddy Burton, Sr.	2
2009	CB	Ramon Broadway, Jr.	3
2008	LB	Jerry Franklin, Fr.	2
2007	SS	Matt Hewitt, Sr.	3
2006	CB	Jerrell Norton, Fr.	2
2005	DT	Keith Jackson, Jr.	3
2004	LB	Pierre Brown, Jr.	2
	CB	Dallas Washington, Fr.	2
2003		Seven Players	2
2002		Four Players	2
2001	FS	Ken Hamlin, Sr.	3
2000	DE	Carlos Hall, Jr.	2
1999	CB	Orlando Green, Sr.	2
	FS	Kenoy Kennedy, Sr.	2
	T	Sacha Lancaster, Sr.	2
1998	E	D. J. Cooper, Jr.	2
	CB	Rossi Morreale, Sr.	2
	LB	Harry Wilson, Sr.	2
1997	NG	Melvin Bradley, Jr.	4
1996	E	D. J. Cooper, Fr.	2
	LB	C. J. McLain, Sr.	2
1995	E	Marcus Adair, Sr.	2
1994	LB	Don Bray, Jr.	2
	E	Steven Conley, Jr.	2
	FS	Del Delco, Jr.	2
1993	T	Henry Ford, Sr.	2
1992	LB	Darwin Ireland, Jr.	2
	NG	Owen Kelly, Sr.	2
	SS	Mike Nunnerley, Fr.	2
1991	CB	Michael James, Sr.	3
1990	LB	Darwin Ireland, Fr.	5
1989	R	Kirk Collins, Sr.	2
1988	T	Wayne Martin, Sr.	3
1987		Seven Players	1
1986	NG	Tony Chericco, Jr.	2
	LB	Kerry Owens, Sr.	2
1985	T	Rodney Beachum, Sr.	2
1984	DE	Ravin Caldwell, Jr.	4
1983	T	Ron Faurot, Sr.	3
1982	T	Earl Buckingham, Sr.	3
1981	LB	Steve Douglas, Jr.	3
1980	LB	Jeff Goff, Jr.	3
	LB	Ed Jackson, Sr.	3
	E	Billy Ray Smith, Sr.	3
1979	DB	Trent Bryant, Jr.	3
	E	Jeff Goff, Sr.	3
1978	T	Dan Hampton, Sr.	3
	LB	Mike Massey, Jr.	3
	T	Dale White, Sr.	3
1977	T	Jimmy Walker, Jr.	3
1976	T	Dale White, Sr.	4
	E	Dennis Winston, Sr.	4
1975	E	Johnnie Meadors, Jr.	6
1974	E	Ivan Jordan, Jr.	5
1973		Not available	
1972		Not available	
1971		Not available	
1970		Not available	
1969		Not available	
1968	T	Gordon McNulty, Jr.	4
1967	HB	Gary Adams, Jr.	3
	MG	David Cooper, Sr.	3
	LB	Lynn Garner, Sr.	3
1966	T	Loyd Phillips, Sr.	3
1965	LB	Joe Black, Jr.	4
1964	MG	Jimmy Johnson, Sr.	3
1963	T	Jim Williams, Sr.	4
1962		Billy Moore, Sr.	4
1961	G	Ray Trail, Jr.	4

INDIVIDUAL YEARLY LEADERS

TOTAL OFFENSE

YEAR	PLAYER	RUSH ATT	RUSH YDS	RUSH TD	PASS ATT	PASS COMP	PCT	PASS YDS	PASS TD	INT	TOTAL PLAYS	TOTAL YDS	TOTAL TD
2023	K.J. Jefferson, Sr.	161	447	2	296	190	642	2,107	19	8	457	2,554	21
2022	K.J. Jefferson, Jr.	158	640	9	300	204	680	2,636	24	5	458	3,288	33
2021	K.J. Jefferson, So.	146	664	6	294	198	673	2,676	21	4	440	3,340	27
2020	Felipe Franks, Sr.	105	204	1	238	163	685	2,107	17	4	343	2,311	18
2019	Nick Starkel, Jr.	6	-16	0	96	179	536	1,152	7	10	185	1,136	7
2018	Ty Storey, Jr.	67	146	1	250	143	572	1,584	11	10	317	1,730	12
2017	Austin Allen, Sr.	37	-20	1	187	105	561	1,427	10	5	224	1,407	11
2016	Austin Allen, Jr.	65	-126	2	401	245	611	3,430	25	15	466	3,304	27
2015	Brandon Allen, Sr.	56	107	1	370	244	659	3,440	30	8	426	3,547	31
2014	Brandon Allen, Jr.	42	0	2	339	190	560	2,285	20	5	381	2,285	22
2013	Brandon Allen, So.	29	29	1	258	128	496	1,552	13	10	287	1,581	14
2012	Tyler Wilson, Sr.	41	7	0	401	249	621	3,387	21	13	442	3,394	21
2011	Tyler Wilson, Jr.	60	-3	4	438	277	632	3,638	24	6	498	3,635	28
2010	Ryan Mallett, Jr.	44	-74	4	411	266	647	3,869	32	12	455	3,795	36
2009	Ryan Mallett, So.	58	-29	2	403	225	558	3,624	30	7	461	3,595	32
2008	Casey Dick, Sr.	72	-51	3	357	205	574	2,586	13	14	429	2,535	16
2007	Darren McFadden, Jr.	325	1,830	16	11	6	545	123	4	0	336	1,953	20
2006	Darren McFadden, So.	284	1,647	14	9	7	778	69	3	1	293	1,716	17
2005	Darren McFadden, Fr.	176	1,113	11	0	0	000	0	0	0	176	1,113	11
2004	Matt Jones, Sr.	83	622	6	264	151	572	2,073	15	12	347	2,695	21
2003	Matt Jones, Jr.	96	707	8	230	132	574	1,917	18	7	326	2,624	26
2002	Matt Jones, So.	129	614	5	234	122	521	1,592	16	8	363	2,206	21
2001	Zak Clark, So.	22	-42	0	179	88	492	1,000	6	4	201	958	6
2000	Robby Hampton, So.	29	-19	1	261	145	556	1,548	13	8	290	1,529	14
1999	Clint Stoerner, Sr.	27	-60	2	317	177	558	2,293	19	10	344	2,233	21
1998	Clint Stoerner, Jr.	51	-57	1	312	167	535	2,629	26	8	363	2,572	27
1997	Clint Stoerner, So.	81	-267	2	357	173	485	2,347	12	13	438	2,080	14
1996	Pete Burks, So.	92	74	2	224	115	513	1,464	6	9	316	1,464	8
1995	Barry Lunney Jr., Sr.	112	65	3	292	180	616	2,206	12	10	404	2,246	15
1994	Barry Lunney Jr., Jr.	91	40	2	183	101	552	1,345	11	6	274	1,385	13
1993	Barry Lunney Jr., So.	74	140	2	202	104	515	1,241	6	7	276	1,381	8
1992	Barry Lunney Jr., Fr.	40	-140	0	189	91	481	1,015	4	5	229	875	4
1991	Jason Allen, Fr.	47	98	0	102	48	471	603	6	6	149	701	6
1990	Quinn Grovey, Sr.	104	326	5	235	120	511	1,886	18	10	339	2,212	23
1989	Quinn Grovey, Jr.	120	565	8	131	72	550	1,149	5	9	251	1,714	13
1988	Quinn Grovey, So.	110	515	7	98	62	633	966	4	3	208	1,481	11
1987	James Rouse, Jr.	182	1,004	17	0	0	000	0	0	0	182	1,004	17
1986	Greg Thomas, Jr.	141	461	8	109	67	615	1,032	6	1	250	1,493	14
1985	Greg Thomas, So.	118	365	1	72	33	458	554	4	2	190	919	5
1984	Brad Taylor, Sr.	109	135	5	147	82	558	1,166	7	11	256	1,301	12
1983	Brad Taylor, Jr.	91	-31	3	257	139	541	1,837	9	8	348	1,806	12
1982	Brad Taylor, So.	74	108	3	141	59	418	1,073	6	9	215	1,181	9
1981	Tom Jones, Jr.	68	219	3	109	60	551	684	7	7	177	903	10
1980	Tom Jones, So.	95	178	3	166	93	560	1,161	6	8	261	1,339	9
1979	Kevin Scanlon, Sr.	120	248	7	139	92	662	1,212	9	6	259	1,460	16
1978	Ron Calcagni, Sr.	153	448	11	103	62	603	807	4	5	256	1,255	15
1977	Ron Calcagni, Jr.	125	546	4	137	73	533	1,147	10	7	262	1,693	14
1976	Ben Cowins, So.	183	1,162	7	0	0	000	0	0	0	183	1,162	7
1975	Ike Forte, Sr.	174	983	10	0	0	000	0	0	0	174	983	10
1974	Ike Forte, Jr.	187	974	9	0	0	000	0	0	0	187	974	9
1973	Dickey Morton, Sr.	226	1,298	5	0	0	000	0	0	0	226	1,298	5
1972	Joe Ferguson, Sr.	73	68	2	254	119	469	1,484	9	15	327	1,552	11
1971	Joe Ferguson, Jr.	63	39	6	271	160	590	2,203	11	12	334	2,242	17
1970	Bill Montgomery, Sr.	86	157	6	195	110	570	1,662	10	9	281	1,819	16
1969	Bill Montgomery, Jr.	92	66	3	173	93	538	1,333	9	7	265	1,399	12
1968	Bill Montgomery, So.	116	239	4	234	134	572	1,595	10	8	350	1,834	14
1967	Ronnie South, Sr.	55	-38	0	142	84	592	1,159	11	8	197	1,121	11
1966	Jon Brittenum, Sr.	81	168	1	143	76	531	1,103	7	7	224	1,271	8
1965	Jon Brittenum, Jr.	81	224	6	149	75	503	1,103	8	7	230	1,327	14
1964	Fred Marshall, Sr.	104	438	3	94	50	532	656	4	8	198	1,094	7
1963	Bill Gray, Jr.	51	36	5	79	34	430	483	4	5	130	519	9
1962	Billy Moore, Sr.	131	585	14	91	51	560	673	5	2	222	1,258	19
1961	George McKinney, Sr.	68	244	4	68	32	471	426	6	5	136	670	10
1960	George McKinney, Jr.	84	193	1	90	39	433	728	9	6	174	921	10
1959	Jim Moaty, Sr.	93	519	5	0	0	000	0	0	0	93	519	5
1958	James Monroe, Jr.	67	174	3	96	41	427	512	3	8	163	686	6
1957	George Walker, Sr.	34	84	3	63	35	556	587	4	4	97	671	7
1956	Don Christian, Jr.	96	412	5	53	18	340	260	2	0	149	672	7
1955	Henry Moore, Sr.	134	701	3	0	0	000	0	0	0	134	701	3
1954	George Walker, So.	79	301	7	85	45	529	603	4	9	164	904	11
1953	Lamar McHan, Sr.	143	409	4	150	78	520	1,107	8	11	293	1,516	12
1952	Lamar McHan, Jr.	62	162	4	136	55	404	743	5	17	198	905	9
1951	Lamar McHan, So.	127	433	4	135	53	393	724	6	14	262	1,157	10
1950	Jim Rinehart, Jr.	72	142	2	139	59	424	756	3	15	211	898	5
1949	Geno Mazzanti, Sr.	123	757	3	0	0	000	0	0	0	123	757	3
1948	Clyde Scott	95	670	6	20	9	450	198	2	2	115	868	8
1947	Clyde Scott	152	659	6	41	14	341	258	2	1	193	917	8
1946	Ken Holland	112	397	2	44	-	-	242	2	8	156	639	4
1938	Kay Eakin	119	482	4	193	78	404	962	5	18	312	1,344	9
1937	Jack Robbins	57	195	4	130	49	377	780	8	18	187	910	12
1936	Jack Robbins	73	315	2	104	54	519	554	4	7	177	869	6
1935	Jack Robbins	61	345	4	152	95	625	1,219	7	7	213	1,564	1

TEAM RUSHING RECORDS

RUSHING ATTEMPTS

GAME		
1. 85	TCU (475 yards).....	1980
2. 81	at Rice (421 yards).....	1981
3. 80	at Ole Miss (370 yards).....	2001
80	Utah State (385 yards).....	1975
5. 78	Tulsa (344 yards).....	1987
6. 77	Colorado State (410 yards).....	1974
77	Oklahoma State (349 yards).....	1969
8. 75	at Houston (296 yards).....	1988
75	TCU (316 yards).....	1986
75	Texas A&M (266 yards).....	1984
75	Texas Tech (527 yards).....	1978
75	Tulsa (365 yards).....	1974

SEASON

1. 753	3,196 yards in 11 games.....	1987
2. 685	2,922 yards in 11 games.....	1985
3. 680	3,456 yards in 11 games.....	1989
4. 677	3,119 yards in 11 games.....	1978
5. 674	2,898 yards in 11 games.....	1974
6. 668	2,721 yards in 11 games.....	1986
7. 659	3,523 yards in 11 games.....	1975
8. 644	2,348 yards in 11 games.....	1982
9. 643	3,065 yards in 14 games.....	2002
10. 640	2,420 yards in 11 games.....	1984

RUSHING YARDS

GAME		
1. 594	Pittsburg (Kan.) State (54 rushes).....	1936
2. 542	South Carolina (58 rushes).....	2007
3. 527	TCU (75 rushes).....	1978
4. 512	SMU (73 rushes).....	1977
5. 503	Northwestern (La.) State (47 rushes).....	1947
6. 502	New Mexico (71 rushes).....	1987
7. 501	Air Force (62 rushes).....	1975
8. 495	Nicholls (40 rushes).....	2014
9. 483	Missouri State (51 rushes).....	2005
10. 475	TCU (85 rushes).....	1980

SEASON

1. 3,725	625 rushes in 13 games.....	2007
2. 3,523	659 rushes in 11 games.....	1975
3. 3,456	680 rushes in 11 games.....	1989
4. 3,199	539 rushes in 14 games.....	2006
5. 3,196	753 rushes in 12 games.....	1987
6. 3,145	626 rushes in 13 games.....	2003
7. 3,119	677 rushes in 11 games.....	1978
8. 3,075	605 rushes in 13 games.....	2022
9. 3,065	643 rushes in 14 games.....	2002
10. 3,011	604 rushes in 11 games.....	1977

RUSHING YARDS PER GAME

SEASON		
1. 320.3	3,523 yards in 11 games.....	1975
2. 314.2	3,456 yards in 11 games.....	1989
3. 286.5	3,725 yards in 13 games.....	2007
4. 283.5	3,119 yards in 11 games.....	1978
5. 273.7	3,011 yards in 11 games.....	1977
6. 266.3	3,196 yards in 12 games.....	1987
7. 265.6	2,922 yards in 11 games.....	1985
8. 263.4	2,898 yards in 11 games.....	1974
9. 247.4	2,721 yards in 11 games.....	1986
10. 246.7	2,714 yards in 11 games.....	1988

YARDS PER RUSH

GAME		
1. 12.38	Nicholls (40 for 495 yards).....	2014
2. 11.00	Pittsburg (Kan.) State (54 for 594 yards).....	1936
3. 10.70	Northwestern (La.) State (47 for 503 yards).....	1947
4. 9.73	Eastern Michigan (30 for 292 yards).....	2009
5. 9.50	Missouri State (51 for 483 yards).....	2005
6. 9.47	at Auburn (45 for 426 yards).....	2002

7. 9.33	South Carolina (58 for 541 yards).....	2007
8. 9.29	Alcorn State (38 for 353 yards).....	2016
9.29	Southeast Missouri State (41 for 381 yards).....	2006
10. 8.70	at Mississippi State (41 for 357).....	2016

SEASON

1. 5.96	625 for 3,725 yards.....	2007
2. 5.94	539 for 3,199 yards.....	2006
3. 5.35	659 for 3,523 yards.....	1975
4. 5.28	474 for 2,504 yards.....	2013
5. 5.08	557 for 2,834 yards.....	2014
6. 5.08	605 for 3,075 yards.....	2022
7. 5.08	680 for 3,456 yards.....	1989
8. 5.04	588 for 2,961 yards.....	2021
9. 5.02	626 for 3,145 yards.....	2003
10. 5.01	512 for 2,565 yards.....	2015

RUSHING TOUCHDOWNS

SEASON		
1. 35	1970
2. 34	2003
34	1989
34	1978
34	1965
6. 33	2007
33	1975
33	1969
9. 32	1971
10. 31	2015
31	2014
31	1988
31	1987
31	1974



FELIX JONES teamed with Darren McFadden and Peyton Hillis in 2007 to create the most prolific rushing attack in Razorback history. The trio helped Arkansas rush for 3,725 yards on just 625 carries (5.96 avg.), setting school records for total rushing yards and yards per rush.

TEAM PASSING RECORDS

PASS ATTEMPTS

GAME		
1. 59	at Texas A&M (29 completions)	2012
2. 53	Toledo (32 completions)	2015
53	LSU (31 completions)	2012
53	Alabama (24 completions)	1999
5. 51	Texas A&M (30 completions)	2011
51	Texas A&M (31 completions)	1971
7. 50	San Jose State (28 completions)	2019
8. 49	at Auburn (35 completions)	2010
49	at Kentucky (25 completions)	1999
10. 48	Alabama (25 completions)	2016
48	Vanderbilt (28 completions)	2010

SEASON

1. 471	299 completions	2011
2. 465	301 completions	2010
3. 459	272 completions	2012
4. 443	253 completions	2008
5. 439	247 completions	2009
6. 407	202 completions	2019
7. 406	247 completions	2016
8. 374	226 completions	2015
9. 371	204 completions	1999
10. 370	202 completions	2018
370	177 completions	1997

PASS COMPLETIONS

GAME		
1. 35	at Auburn (49 attempts)	2010
2. 33	Mississippi State (45 attempts)	2011
3. 32	Toledo (53 attempts)	2015
4. 31	LSU (53 attempts)	2012
31	Texas A&M (51 attempts)	1971
6. 30	Mississippi State (43 attempts)	2015
30	Texas A&M (51 attempts)	2011
30	Missouri State (41 attempts)	2009
9. 29	at BYU (40 attempts)	2022
29	at Texas A&M (59 attempts)	2012

SEASON

1. 301	465 attempts	2010
2. 299	471 attempts	2011
3. 272	459 attempts	2012
4. 253	443 attempts	2008
5. 247	406 attempts	2016
247	439 attempts	2009
7. 246	374 attempts	2015
8. 231	357 attempts	2022
9. 205	314 attempts	2021
10. 204	371 attempts	1999

COMPLETION PERCENTAGE

SEASON		
1. .658	246 of 374	2015
2. .653	205 of 314	2021
3. .647	301 of 465	2010
4. .647	231 of 357	2022
5. .644	183 of 284	2020
6. .639	122 of 191	1979
7. .635	299 of 471	2001
8. .610	183 of 300	1995
9. .608	247 of 406	2016
10. .600	78 of 130	1986

PASSING YARDS

GAME		
1. 510	Texas A&M (30-51, 3 TD, 0 INT)	2011
2. 447	Missouri State (30-41, 3 TD, 1 INT)	2009
3. 442	at Ole Miss (33-45, 6 TD, 0 INT)	2015
4. 428	at Auburn (35-49, 5 TD, 2 INT)	2010
5. 419	Rutgers (20-39, 3 TD, 2 INT)	2012
6. 417	Vanderbilt (28-48, 3 TD, 0 INT)	2010

7. 412	Toledo (32-53, 0 TD, 1 INT)	2015
8. 408	Georgia (21-39, 5 TD, 0 INT)	2009
9. 406	Mississippi State (30-43, 7 TD, 0 INT)	2015
10. 405	Troy (23-30, 5 TD, 1 INT)	2009

SEASON

1. 4,338	301 of 465	2010
2. 3,909	299 of 471	2011
3. 3,842	247 of 439	2009
4. 3,618	272 of 459	2012
5. 3,486	246 of 374	2015
6. 3,434	247 of 406	2016
7. 3,115	253 of 443	2008
8. 3,039	231 of 357	2022
9. 2,781	205 of 314	2021
10. 2,668	170 of 321	1998

PASSING YARDS PER GAME

SEASON		
1. 333.7	4,338 in 13 games	2010
2. 301.5	3,618 in 12 games	2012
3. 300.7	3,909 in 13 games	2011
4. 278.8	3,624 in 13 games	2009
5. 268.2	3,486 in 13 games	2015
6. 264.2	3,434 in 13 games	2016
7. 259.6	3,115 in 12 games	2008
8. 242.5	2,668 in 11 games	1998
9. 234.2	2,576 in 11 games	1999
10. 233.8	3,039 in 13 games	2022

PASSING YARDS PER ATTEMPT

SEASON		
1. 9.45	112 for 1,058	1957
2. 9.43	130 for 1,226	1986
3. 9.33	465 for 4,338	2010

4. 9.32	374 for 3,486	2015
9.32	120 for 1,118	1985
6. 8.99	403 for 3,624	2009
7. 8.96	164 for 1,470	1989
8. 8.86	314 for 2,781	2021
9. 8.70	180 for 1,566	1988
10. 8.62	284 for 2,448	1970

TOUCHDOWN PASSES

GAME		
1. 7	Mississippi State	2015
2. 6	at Ole Miss	2015
6	Pittsburg (Kan.) State	1936
4. 5	BYU	2022
5	Kentucky	2012
5	UTEP	2010
5	at Auburn	2010
5	Mississippi State	2009
5	Troy	2009
5	Georgia	2009
5	Mississippi State	2007
5	Vanderbilt	1994

SEASON

1. 36		2010
2. 32		2009
3. 31		2015
4. 26		2022
26		2016
26		2011
26		1998
8. 24		2007
9. 23		2012
23		2006



Behind quarterback **RYAN MALLET** in 2010, Arkansas led the SEC and ranked in the top six nationally in total passing yards (4,338), passing yards per game (333.7) and touchdown passes (36), all of which are program records.

TEAM OFFENSE RECORDS

TOTAL PLAYS

GAME		
1. 110	Wichita State (63 rushes, 47 passes, 545 yards, 4 TD).....	1969
2. 107	at Rice (81 rushes, 26-passes, 620 yds, 5 TD).....	1981
107	Oklahoma State (77 rushes, 30 passes, 500 yds, 6 TD).....	1969
4. 106	at Ole Miss (80 rushes, 26 passes, 531 yards, 8 TD).....	2001
5. 99	at Kentucky (71 rushes, 28 passes, 9 TD).....	2003
6. 98	at Texas A&M (39 rushes, 59 passes, 515 yards, 1 TD).....	2012
7. 97	at Houston (56 rushes, 41 passes, 1 TD).....	1990
97	TCU (85 rushes, 12 passes, 610 yds, 6 TD).....	1980
9. 95	Texas Tech (60 rushes, 35 passes, 1 TD).....	1990
95	TCU (75 rushes, 20 passes, 4 TD).....	1986

SEASON

1. 962	605 rushes, 357 passes, 53 TD.....	2022
2. 942	643 rushes, 299 passes, 40 TD.....	2002
3. 938	625 rushes, 313 passes, 57 TD.....	2007
4. 930	626 rushes, 304 passes, 54 TD.....	2003
5. 923	517 rushes, 406 passes, 47 TD.....	2016
6. 916	557 rushes, 359 passes, 52 TD.....	2014
7. 902	588 rushes, 314 passes, 48 TD.....	2021
8. 893	644 rushes, 249 passes, 33 TD.....	1982
9. 886	512 rushes, 374 passes, 62 TD.....	2015
886	421 rushes, 465 passes, 58 TD.....	2010



KNILE DAVIS totalled 1,458 all-purpose yards in 2010 to help the Hogs average a school-record 482.5 yards of total offense, which also ranked second in the SEC and ninth nationally.

TOTAL YARDS

GAME		
1. 859	Pittsburg (Kan.) State (594 rush, 265 pass, 86 plays, 8 TD)....	1936
2. 713	North Texas (446 rush, 267 pass, 80 plays, 8 TD).....	2007
3. 684	Nicholls (495 rush, 189 pass, 54 plays, 10 TD).....	2014
4. 681	Kansas (394 rush, 287 pass, 7 TD).....	2022
5. 676	at Ole Miss (350 rush, 326 pass, 93 plays, 81 plays 7 TD).....	2021
6. 661	at Mississippi State (357 rush, 304 pass, 67 plays, 8 TD).....	2016
7. 658	at TCU (296 rush, 362 pass, 83 plays, 7 TD).....	1970
8. 650	South Carolina (541 rush, 109 pass, 69 plays, 7 TD).....	2007
9. 647	Houston (391 rush, 256 pass, 6 TD).....	1989
10. 644	BYU (277 rush, 367 pass, 82 plays, 7 TD).....	2022

SEASON

1. 6,273	1,935 rushing, 4,338 passing, 58 TD.....	2010
2. 6,114	3,075 rushing, 3,039 passing, 53 TD.....	2022
3. 6,051	2,565 rushing, 3,486 passing, 62 TD.....	2015
4. 5,850	2,925 rushing, 2,925 passing, 57 TD.....	2007
5. 5,742	3,761 rushing, 2,781 passing, 48 TD.....	2021
6. 5,695	1,786 rushing, 3,909 passing, 51 TD.....	2011
7. 5,607	3,145 rushing, 2,462 passing, 54 TD.....	2003
8. 5,569	2,135 rushing, 3,434 passing, 47 TD.....	2016
9. 5,555	1,713 rushing, 3,842 passing, 55 TD.....	2009
10. 5,292	3,199 rushing, 2,093 passing, 49 TD.....	2006

TOTAL YARDS PER GAME

SEASON		
1. 482.5	6,273 in 13 games.....	2010
2. 470.3	6,114 in 13 games.....	2022
3. 465.5	6,051 in 13 games.....	2015
4. 450.0	5,850 in 13 games.....	2007
5. 447.8	4,926 in 11 games.....	1989
6. 445.3	4,898 in 11 games.....	1971
7. 441.7	5,742 in 13 games.....	2021
8. 438.1	5,695 in 13 games.....	2011
9. 431.3	5,607 in 13 games.....	2003
10. 428.4	5,564 in 13 games.....	2016

TOTAL YARDS PER PLAY

GAME		
1. 12.67	Nicholls (54 for 684 yards).....	2014
2. 10.76	Northwestern (La.) State (49 for 527 yards).....	1947
3. 10.33	Eastern Michigan (57 for 589 yards).....	2009
4. 9.99	Alcorn State (56 for 559 yards).....	2016
9.99	Pittsburg (Kan.) State (86 for 859 yards).....	1936
6. 9.42	South Carolina (69 for 650 yards).....	2007
7. 9.87	at Mississippi State (67 for 661 yards).....	2016
8. 9.10	Troy (61 for 592 yards).....	2009
9. 9.07	UTEP (54 for 490 yards).....	2015
10. 8.95	Tennessee Tech (58 for 519 yards).....	2010

SEASON

1. 7.08	886 for 6,273 yards.....	2010
2. 6.83	886 for 6,051 yards.....	2015
3. 6.66	834 for 5,555 yards.....	2009
4. 6.45	883 for 5,695 yards.....	2011
5. 6.37	902 for 5,742 yards.....	2021
6. 6.36	962 for 6,114 yards.....	2022
7. 6.29	841 for 5,292 yards.....	2006
8. 6.24	938 for 5,850 yards.....	2007
9. 6.10	826 for 5,042 yards.....	2012
10. 6.03	930 for 5,607 yards.....	2003

RUSHING FIRST DOWNS

GAME		
1. 29	TCU.....	1980
2. 24	at Texas Tech.....	2014
24	Oklahoma State.....	1969
4. 23	North Texas State.....	1971
5. 22	Penn State.....	2022
22	Ole Miss.....	2021
22	South Carolina.....	2007
22	at Ole Miss.....	2001

9. 21	Northwestern (La.) State.....	1961
21	at SMU.....	1959

SEASON

1. 183	1989
183	1987
3. 172	1978
4. 167	2022
5. 165	2007
6. 163	2021
7. 157	1986
157	1985
9. 156	1975
10. 153	1974

PASSING FIRST DOWNS

GAME		
1. 24	at Ole Miss.....	2015
2. 21	Mississippi State.....	2015
3. 20	Toledo.....	2015
4. 19	Mississippi State.....	2011
19	Texas A&M.....	2011
19	at Auburn.....	2010
19	Louisiana Monroe.....	2010
19	Troy.....	2009
19	Missouri State.....	2009
10. 18	at BYU.....	2022
18	New Mexico.....	2011

SEASON

1. 173	2010
2. 167	2015
3. 166	2011
4. 150	2016
5. 147	2009
6. 142	2012
7. 134	2008
8. 126	2022
9. 120	2014
10. 117	2003

TOTAL FIRST DOWNS

GAME		
1. 39	at Ole Miss.....	2021
2. 37	at TCU.....	1980
3. 35	at Ole Miss.....	2015
4. 34	at BYU.....	2022
34	at Missouri.....	2020
34	New Mexico.....	2011
34	South Florida.....	2002
34	Navy.....	1982
34	at Rice.....	1981
34	Oklahoma State.....	1969

SEASON

1. 311	167 rush, 126 pass, 18 penalty.....	2022
2. 305	129 rush, 167 pass, 9 penalty.....	2015
3. 291	105 rush, 173 pass, 13 penalty.....	2010
4. 288	116 rush, 150 pass, 22 penalty.....	2016
288	146 rush, 120 pass, 22 penalty.....	2014
6. 286	163 rush, 104 pass, 19 penalty.....	2021
7. 279	93 rush, 166 pass, 20 penalty.....	2011
8. 273	165 rush, 97 pass, 11 penalty.....	2007
273	142 rush, 117 pass, 14 penalty.....	2003
10. 269	152 rush, 103 pass, 14 penalty.....	1971

TEAM PUNTS/RETURNS/SCORING RECORDS

TOTAL PUNTS

GAME		
1. 13	Oklahoma State	1946
2. 12	TCU (442 for 36.8 average)	1959
3. 11	at SMU (506 for 46.0 average)	1965
4. 10	at Auburn (415 for 41.5 average)	2016
10	at Alabama (402 for 40.2 average)	2015
10	at Alabama (358 for 35.8 average)	2009
10	UNLV (434 for 43.4 average)	2001
10	at Texas A&M (379 for 37.9 average)	1987
10	Texas Tech (495 for 49.5 average)	1986
10	at Rice (349 for 34.9 average)	1963
10	Tulsa (301 for 30.1 average)	1961
10	Texas (350 for 35.0 average)	1959
10	at Baylor (330 for 33.0 average)	1955

SEASON

1. 76	40.5 average	1992
2. 74	36.9 average	2002
3. 73	37.5 average	1955
4. 70	36.7 average	1957
5. 69	40.3 average	1996
6. 68	37.5 average	2018
68	42.2 average	1991
68	36.8 average	1958
68	37.9 average	1949
10. 67	42.5 average	2001
67	41.7 average	2000
67	38.1 average	1950

PUNTING YARDS

GAME		
1. 506	SMU (11 punts)	1965
2. 495	Texas Tech (10 punts)	1986
3. 442	TCU (12 punts)	1959
4. 434	UNLV (10 punts)	2001
5. 419	Texas A&M (8 punts)	1976
6. 415	at Auburn (10 punts)	2016
7. 402	at Alabama (10 punts)	2015
8. 401	Houston (8 punts)	1983
9. 389	Alabama (8 punts)	2002
10. 387	at Baylor (9 punts)	1986

SEASON

1. 3,075	76 for 40.5 average	1992
2. 2,867	68 for 42.2 average	1991
3. 2,848	67 for 42.5 average	2001
4. 2,801	65 for 43.1 average	1976
5. 2,793	67 for 41.7 average	2000
6. 2,791	64 for 43.6 average	1983
7. 2,777	69 for 40.3 average	1996
8. 2,737	73 for 37.5 average	1955
9. 2,729	74 for 36.9 average	2002
10. 2,626	59 for 44.5 average	1949

PUNTING AVERAGE

GAME		
1. 62.0	at BYU (1 punt)	2022
2. 61.0	at Texas (3 punts)	1980
3. 59.0	at Baylor (2 punts)	1988
4. 58.3	Tulsa (3 punts)	2012
5. 54.0	Texas A&M (1 punt)	1959
6. 53.5	South Carolina (4 punts)	2013
7. 52.8	Alabama (4 punts)	2016
8. 52.5	at TCU (2 punts)	1985
9. 52.4	Texas A&M (8 punts)	1976
10. 52.3	at Rice (3 punts)	1977

SEASON

1. 46.2	54 for 2,493 yards	1986
2. 45.3	53 for 2,400 yards	2001
3. 44.9	51 for 2,234 yards	1984
4. 44.7	54 for 2,416 yards	2012
5. 44.5	59 for 2,626 yards	2016
6. 44.3	48 for 2,127 yards	1977
7. 43.6	64 for 2,791 yards	1983
8. 43.3	54 for 2,340 yards	1980
9. 43.1	65 for 2,801 yards	1976
10. 43.0	37 for 1,590 yards	1975

TOTAL PUNT RETURNS

GAME		
1. 9	North Texas (165 yards)	1971
9	Rice (89 yards)	1964
3. 8	Missouri State (188 yards)	2011
8	at Ole Miss (53 yards)	1985
8	at Texas Tech (130 yards)	1979
8	TCU (107 yards)	1967
8	Tulsa (137 yards)	1961
8. 7	Baylor (110 yards)	1970
7	Wichita State (159 yards)	1969
7	TCU (59 yards)	1968
7	Oklahoma State (33 yards)	1967
7	Tulsa (95 yards)	1957

SEASON

1. 45	700 yards	1950
2. 44	544 yards	1985
3. 43	319 yards	1982
43	423 yards	1957
5. 41	300 yards	1992
6. 40	305 yards	1977
7. 37	439 yards	2002
37	433 yards	1967
9. 36	247 yards	1994
36	291 yards	1979

PUNT RETURN YARDAGE

GAME		
1. 188	Missouri State (8 returns)	2011
2. 165	North Texas (9 returns)	1971
3. 159	Wichita State (7 returns)	1969
4. 144	Ole Miss (4 returns)	2010
5. 141	UAPB (5 returns)	2021
6. 137	Tulsa (8 returns)	1961
7. 127	at Kentucky (5 returns)	2003
8. 110	Baylor (7 returns)	1970
9. 107	TCU (8 returns)	1967
10. 105	Missouri State (3 returns)	2022

SEASON

1. 700	45 returns	1950
2. 544	44 returns	1985
3. 536	27 returns	1948
4. 534	32 returns	1964
5. 463	33 returns	1962
6. 441	34 returns	2003
7. 439	37 returns	2002
8. 433	37 returns	1967
9. 423	43 returns	1957
10. 421	26 returns	1963

PUNT RETURN AVERAGE

SEASON		
1. 19.85	27 for 536 yards	1948
2. 16.69	32 for 534 yards	1964
3. 16.19	26 for 421 yards	1963
4. 15.96	25 for 399 yards	1955
5. 15.56	45 for 700 yards	1950
6. 15.55	20 for 311 yards	2010
7. 15.00	27 for 405 yards	1966
8. 14.75	28 for 413 yards	1960
9. 14.03	33 for 463 yards	1962
10. 13.67	12 for 164 yards	1954

TOTAL KICKOFF RETURNS

GAME		
1. 10	at Auburn (179 yards)	2010
2. 8	Alabama (184 yards)	2008
8	at LSU (103 yards)	2003
8	Minnesota (128 yards)	2002
8	at Tennessee (161 yards)	2000
8	at Tulsa (222 yards)	1952
7. 7	at Ole Miss (156 yards)	2017
7	at Alabama (129 yards)	2013
7	at Mississippi State (108 yards)	2012
7	LSU (109 yards)	2008
7	Missouri (168 yards)	2007
7	at Tennessee (117 yards)	2007
7	at Georgia (125 yards)	2001
7	Boise State (135 yards)	2000

SEASON

1. 54	1,047 yards	2010
54	1,283 yards	2009
3. 53	1,004 yards	1990
4. 52	1,104 yards	2008
5. 51	1,125 yards	2007
6. 45	957 yards	2017
7. 44	872 yards	1952
8. 42	974 yards	2011
42	872 yards	2002
10. 41	867 yards	2001
41	688 yards	1987

KICKOFF RETURN YARDAGE

GAME		
1. 222	at Tulsa (8 returns)	1952
2. 200	Hardin-Simmons (2 returns)	1958
3. 197	Alabama (6 returns)	2002
4. 194	Stanford (6 returns)	1970
5. 184	Alabama (8 returns)	2008
184	Southern California (6 returns)	2005
7. 179	at Auburn (10 returns)	2010
8. 178	South Carolina (4 returns)	2011
9. 168	Missouri (7 returns)	2007
10. 163	Troy (4 returns)	2007

SEASON

1. 1,283	54 returns	2009
2. 1,125	51 returns	2007
3. 1,104	52 returns	2008
4. 1,047	54 returns	2010
5. 1,004	53 returns	1990
6. 974	42 returns	2011
7. 965	33 returns	2005
8. 957	45 returns	2017
9. 921	37 returns	2006
10. 872	42 returns	2002
872	44 returns	1952

KICKOFF RETURN AVERAGE

SEASON		
1. 29.20	33 for 965 yards	2005
2. 25.70	24 for 617 yards	2014
3. 25.48	29 for 739 yards	1992
4. 24.89	37 for 921 yards	2006
5. 24.74	19 for 470 yards	1962
6. 23.75	54 for 1,283 yards	2009
7. 23.19	42 for 974 yards	2011
8. 23.04	23 for 530 yards	2018
9. 23.00	26 for 598 yards	1986
10. 22.29	24 for 535 yards	1980

TOTAL POINTS

GAME		
1. 100	Southwest Missouri State (100-0)	1911
2. 82	Oklahoma Mines (82-0)	1916
3. 73	Nicholls (73-7)	2014
73	Texas Southwestern (73-0)	1928
5. 72	Ouachita College (72-0)	1908
6. 71	at Kentucky (71-63 70T)	2003
7. 66	North Texas (66-7)	2007
8. 65	Drury College (65-6)	1911
9. 64	Northwestern (La.) State (64-0)	1947
10. 63	UT Martin (63-28)	2015
63	Eastern Michigan (63-27)	2009
63	Southeast Missouri State (63-7)	2006
63	New Mexico State (63-13)	2004
63	Pacific (63-14)	1988
63	Hendrix (63-0)	1933
63	Henderson State (63-0)	1910

SEASON

1. 485	13 games	2007
2. 478	13 games	2011
3. 474	13 games	2010
4. 468	13 games	2009
5. 467	13 games	2015
6. 436	13 games	2003
7. 423	13 games	2022
8. 415	13 games	2014
9. 404	14 games	2006
10. 402	13 games	2021
402	11 games	1970

POINTS PER GAME

SEASON		
1. 37.3	485 in 13 games	2007
2. 36.8	478 in 13 games	2011
3. 36.5	474 in 13 games	2010
36.5	402 in 11 games	1970
5. 36.0	468 in 13 games	2009
6. 35.9	467 in 13 games	2015
7. 33.5	436 in 13 games	2003
8. 32.6	261 in 8 games	1916
9. 32.5	423 in 13 games	2022
32.5	390 in 12 games	1998

TOTAL TOUCHDOWNS

GAME		
1. 12	Oklahoma Mines	1916
2. 10	Nicholls (6 rush, 4 pass)	2014
10	Northwestern (La.) State (9 rush, 1 pass)	1947
4. 9	UT Martin (6 rush, 3 pass)	2015
9	New Mexico St. (5 rush, 3 pass, 1 blk punt)	2004
9	at Kentucky (5 rush, 3 pass, 1 blk punt)	2003
9	North Texas (7 rush, 2 pass)	1971
8. 8	at Mississippi State (5 rush, 3 pass)	2016
8	Troy (3 rush, 5 pass)	2009
8	Eastern Michigan (4 rush, 3 pass, 1 blk punt)	2009
8	North Texas (5 rush, 3 pass)	2007
8	Southeast Missouri St. (5 rush, 3 pass)	2006
8	Pittsburg (Kan.) St. (2 rush, 6 pass)	1936
8	North Texas (7 rush, 1 pass)	1965
8	Wichita State	
	(3 rush, 3 pass, 1 INT ret., 1 punt ret.)	1970

SEASON

1. 62.		2015
62.		2007
3. 60.		2010
60.		2009
5. 59.		2011
6. 56.		2014
56.		2003
8. 55.		2006
9. 54.		2022
10. 53.		1970

FIELD GOALS

SEASON		
1. 24.		1988
2. 21.		2011
3. 20.		2021
20.		1989
5. 19.		2018
19.		1981
19.		1979
19.		1977
9. 18.		2002
10. 17.		2007
17.		1998
17.		1992

PATS

SEASON		
1. 58.		2015
58.		2009
58.		2007
4. 56.		2010
5. 55.		2011
6. 52.		2014
7. 50.		2022
50.		2006
50.		2003
50.		1970

TEAM MISCELLANEOUS RECORDS

TOTAL PENALTIES

GAME			
1.	17	Air Force (144 yards).....	1975
2.	15	Tulsa (120 yards).....	1963
	15	Texas Tech (142 yards).....	1957
4.	14	Texas A&M (112 yards).....	2011
	14	at Georgia (97 yards).....	2001
	14	at Texas A&M (100 yards).....	1964
7.	13	at Georgia (101 yards).....	2021
	13	Rice (117 yards).....	2021
	13	Vanderbilt (130 yards).....	2010
	13	Texas A&M (108 yards).....	2010
	13	at Kentucky (102 yards).....	2008
	13	Troy (112 yards).....	2002
	13	Utah State (112 yards).....	1976
	13	Oklahoma State (155 yards).....	1956

TOTAL PENALTY YARDS

GAME			
1.	155	Oklahoma State (13).....	1956
2.	144	Air Force (17).....	1975
3.	142	Texas Tech (15).....	1957
4.	132	at TCU (12).....	1974
5.	130	Vanderbilt (13).....	2010
6.	123	Wisconsin (12).....	2006
7.	121	South Carolina (10).....	2022
8.	120	Tulsa (15).....	1963
9.	119	TCU (12).....	1971
10.	117	Rice (13).....	2021
	117	at Texas A&M (11).....	1974

HOGS BY THE NUMBERS

GAMES PLAYED: 1,319 in 130 seasons

GAMES WON: 740

GAMES LOST: 539

GAMES TIED: 40

FAYETTEVILLE: 323-148-10 (.682)

LITTLE ROCK: 170-68-5 (.709)

DONALD W. REYNOLDS RAZORBACK STADIUM: 205-115-2 (.646)

WAR MEMORIAL STADIUM: 153-61-4 (.710)

AT&T STADIUM: 5-8 (.385)

HOME: 476-221-15 (.679)*

ROAD: 199-256-22 (.440)

NEUTRAL: 41-62-6 (.404)

OVERTIME GAMES: 15-7 (.682)

SEC RECORD: 102-154-2 (.399)

FINAL SOUTHWEST CONFERENCE RECORD: 249-195-16 (.559)

NATIONAL CHAMPIONSHIPS: 1; 1964 (FWAA and Helms Athletic Foundation)

SWC CHAMPIONSHIPS: 13; 1936, 1946, 1954, 1959, 1960, 1961, 1964, 1965, 1968, 1975, 1979, 1988, 1989

SEC WESTERN DIVISION CHAMPIONSHIPS: 4; 1995, 1998, 2002, 2006

LONGEST WINNING STREAK: 22, 1963-65

LONGEST STRING OF GAMES WITHOUT DEFEAT: 22, 1963-65

UNDEFEATED SEASONS: 2; 1909, 1964

UNTIED, UNBEATEN SEASONS: 2; 1909, 1964

UNDEFEATED SWC SEASONS: 4; 1920, 1964, 1965, 1988

UNTIED, UNBEATEN SWC SEASONS: 3; 1964, 1965, 1988

MOST VICTORIES IN ONE SEASON: 11; 1964, 1977, 2011

HIGHEST GAME SCORE BY ARKANSAS: 100 (SMS, 1911)

HIGHEST GAME SCORE BY OPPONENT: 103 (Oklahoma, 1918)

LARGEST VICTORY MARGIN: 100 (100-0, SMS, 1911)

LARGEST DEFEAT MARGIN: 103 (103-0, Oklahoma, 1918)

MOST TEAMS HELD SCORELESS BY ARKANSAS: 6, 1923

FEWEST GAMES PLAYED BY ARKANSAS: 1, 1895

MOST GAMES PLAYED BY ARKANSAS: 14, 2002, 2006


CONSECUTIVE GAMES SCORING STREAK: 188, 1995-2012

CONSECUTIVE PASSES WITHOUT AN INTERCEPTION:

182, Ole Miss-Penn State, 2021

SHUTOUTS: Arkansas has 206 shutouts in 130 seasons

*Arkansas' home record also includes a 6-3-1 mark in games played in Fort Smith, Ark. and a 1-0 mark in games played in Texarkana, Ark.



Behind quarterback **BRANDON ALLEN**, Arkansas set a program record with four 50-point scoring performances in 2015, including a record three in SEC play. In the four games against Auburn (54), UT Martin (63), Ole Miss (53) and Mississippi State (50), Allen went a combined 96-of-138 for 1,346 yards and 18 touchdowns through the air.

TEAM RUSHING DEFENSE RECORDS

RUSHING ATTEMPTS

GAME		
1. 14	New Mexico State (11 yards).....	2017
14	Florida (12 yards).....	2016
3. 15	at South Carolina (51 yards).....	2006
15	South Florida (48 yards).....	2002
15	Auburn (91 yards).....	1995
6. 16	at LSU (260 yards).....	2019
16	at Texas A&M (32 yards).....	1966
8. 17	Baylor (89 yards).....	1964
17	Missouri School of Mines (32 yards).....	1943
10. 18	Texas (2 yards).....	2014
18	at Rice (15 yards).....	1981
18	North Texas (14 yards).....	1965

SEASON

1. 355	(765 yards).....	1965
2. 377	(1,294 yards).....	1989
3. 382	(907 yards).....	1962
4. 388	(997 yards).....	1966
5. 390	(1,050 yards).....	1998
6. 392	(1,136 yards).....	1999
7. 393	(1,198 yards).....	1987
8. 394	(1,010 yards).....	1988
9. 400	(970 yards).....	1964
10. 403	(1,514 yards).....	2015
403	(1,879 yards).....	2005
403	(1,441 yards).....	1986

RUSHING YARDS

GAME		
1. -27	Texas (25 rushes).....	1999
2. -25	at Texas Tech (39 rushes).....	1981
3. -23	Tulsa (35 rushes).....	1973
4. -20	Pittsburg (Kan.) State (42 rushes).....	1936
5. -19	Oklahoma State (22 rushes).....	1969
6. -15	at Texas A&M (46 rushes).....	1970
7. -9	SMU (22 rushes).....	1950
8. -5	Wisconsin (28 rushes).....	2006
9. -2	Northwestern (La.) State (23 rushes).....	1947
10. 2	Texas (18 rushes).....	2014

SEASON

1. 756	355 rushes.....	1965
2. 907	382 rushes.....	1962
3. 970	400 rushes.....	1964
4. 997	388 rushes.....	1966
5. 1,010	394 rushes.....	1988
6. 1,050	390 rushes.....	1998
7. 1,064	420 rushes.....	1982
8. 1,131	342 rushes.....	1996
9. 1,136	392 rushes.....	1999
10. 1,145	428 rushes.....	1961

RUSHING YARDS PER GAME

SEASON		
1. 75.6	756 yards in 10 games.....	1965
2. 90.7	907 yards in 10 games.....	1962
3. 91.8	1,010 yards in 11 games.....	1988
4. 95.5	1,050 yards in 11 games.....	1998
5. 96.7	1,064 yards in 11 games.....	1982
6. 97.0	970 yards in 10 games.....	1964
7. 99.7	997 yards in 10 games.....	1966
8. 99.8	1,198 yards in 12 games.....	1987
9. 102.8	1,131 yards in 11 games.....	1996
10. 103.3	1,136 yards in 11 games.....	1999

YARDS PER RUSH

GAME		
1. -1.08	Texas, (25 for -27 yards).....	1999
2. -0.86	Oklahoma State (22 for -19 yards).....	1969
3. -0.66	Tulsa (35 for -23 yards).....	1973
4. -0.64	at Texas Tech (39 for -25 yards).....	1981
5. -0.48	Pittsburg (Kan.) State (42 for -20 yards).....	1936
6. -0.41	SMU (22 for -9 yards).....	1950
7. -0.33	Texas A&M (46 for -15 yards).....	1970
8. -0.18	Wisconsin (28 for -5 yards).....	2006
9. -0.09	Northwestern (La.) State (23 for -2 yards).....	1947
10. 0.11	Texas (18 for 2 yards).....	2014

SEASON

1. 2.13	355 for 756 yards.....	1965
2. 2.37	382 for 907 yards.....	1962
3. 2.43	400 for 970 yards.....	1964
4. 2.53	420 for 1,064 yards.....	1982
5. 2.56	394 for 1,010 yards.....	1988
6. 2.57	388 for 997 yards.....	1966
7. 2.66	461 for 1,226 yards.....	1951
8. 2.67	468 for 1,250 yards.....	1978
9. 2.68	428 for 1,145 yards.....	1961
10. 2.69	390 for 1,050 yards.....	1998



THE RAZORBACK DEFENSE moved into the record books following Arkansas' 31-7 Texas Bowl win over Texas in 2014. The Razorbacks allowed just two rushing yards against the Longhorns, the 10th-best performance in school history. The 0.11 yards per rush allowed also cracked the top 10.

TEAM PASSING DEFENSE RECORDS

PASS ATTEMPTS

GAME		
1. 1	at Rice (1 comp).....	1961
2. 3	at Texas (1 comp).....	1976
3	at Texas (1 comp).....	1972
4. 4	at SMU (0 comp).....	1975
5. 5	at TCU (3 comp).....	1979
5	at Texas (3 comp).....	1970
5	Oklahoma State (0 comp).....	1953
8. 6	Texas A&M (5 comp).....	1976
6	at Oklahoma State (3 comp).....	1975
6	at Texas A&M (3 comp).....	1960
6	TCU (4 comp).....	1955

SEASON

1. 121	57 completions.....	1961
121	54 completions.....	1960
3. 122	48 completions.....	1954
4. 144	70 completions.....	1957
144	73 completions.....	1953
6. 149	58 completions.....	1955
7. 161	72 completions.....	1948
8. 162	61 completions.....	1950
9. 163	79 completions.....	1947
10. 164	84 completions.....	1959

PASS COMPLETIONS

GAME		
1. 0	at SMU (4 attempts).....	1975
0	Oklahoma State (5 attempts).....	1960
0	at Texas A&M (8 attempts).....	1956
0	Ole Miss (8 attempts).....	1956
0	Oklahoma State (7 attempts).....	1953
0	at Rice (8 attempts).....	1943

SEASON

1. 48	122 attempts.....	1954
2. 54	121 attempts.....	1960
3. 57	121 attempts.....	1961
4. 58	149 attempts.....	1955
5. 61	162 attempts.....	1950
6. 70	144 attempts.....	1957
7. 72	161 attempts.....	1948

8. 73	144 attempts.....	1953
9. 75	192 attempts.....	1974
10. 77	166 attempts.....	1964

COMPLETION PERCENTAGE

SEASON		
1. .377	61 of 162.....	1950
2. .389	58 of 149.....	1955
3. .391	75 of 192.....	1974
4. .393	48 of 122.....	1954
5. .415	98 of 236.....	1949
6. .430	80 of 156.....	1951
7. .432	98 of 227.....	1977
8. .441	87 of 197.....	1975
9. .446	54 of 121.....	1960
10. .447	72 of 161.....	1948

PASSING YARDS

GAME		
1. 0	at SMU (0-for-4).....	1975
0	Oklahoma State (0-for-7).....	1960
0	at Texas A&M (0-for-8).....	1956
0	Ole Miss (0-for-8).....	1956
0	Oklahoma State (0-for-5).....	1953
0	Northwestern (La.) State.....	1947
0	at Rice (0-for-8).....	1943
8. 3	Pittsburg (Kan.) State (1-for-14).....	1936
9. 6	Houston (1-for-13).....	1977
6	at Rice (1-for-1).....	1961

SEASON

1. 538	48 for 122.....	1954
2. 629	57 for 121.....	1961
3. 641	54 for 121.....	1960
4. 797	58 for 148.....	1955
5. 835	77 for 166.....	1964
6. 839	72 for 161.....	1948
7. 866	79 for 163.....	1947
8. 949	84 for 164.....	1959
9. 958	73 for 144.....	1953
10. 964	87 for 185.....	1956

PASSING TOUCHDOWNS

SEASON		
1. 1	1977
2. 2	1973
3. 3	1975
3	1969
3	1964
3	1960
3	1959
8. 4	1982
4	1979
4	1966

MOST INTERCEPTIONS

GAME		
1. 9	SMU.....	1970
2. 8	at SMU.....	1951
3. 7	at Texas Tech.....	1968
7	Rice.....	1966
5. 6	Ole Miss.....	2020
6	Mississippi State.....	2003
6	at Baylor.....	1965
6	at TCU.....	1964
6	Tulsa.....	1963
10. 5	Florida International.....	2007
5	Louisiana Monroe.....	2006
5	Wichita State.....	1970
5	Texas Tech.....	1969
5	Texas.....	1955
5	at Rice.....	1949

INTERCEPTION RETURN YARDS

GAME		
1. 136	Ole Miss (3 returns).....	2014
2. 129	at Mississippi State (2 returns).....	2006
3. 114	Tulsa (6 returns).....	1963
4. 109	at Texas (2 returns).....	1956
5. 105	at Auburn (2 returns).....	2001
6. 101	Western Carolina (2 returns).....	2023
7. 100	North Texas (2 returns).....	2007
8. 94	SMU (9 returns).....	1970
9. 90	at Texas Tech (7 returns).....	1968



BROOKS ELLIS was one of four Razorbacks to return an interception for a touchdown in 2016, good for the program's most INTs for TDs dating back to at least 1985.

TEAM DEFENSE RECORDS

FEWEST TOTAL PLAYS

GAME		
1. 24	Northwestern (La.) State	1947
2. 39	at Rice	1981
39	at Rice	1961
4. 40	Kentucky	2012
40	Baylor	1964
40	Abilene Christian	1948
7. 41	Tulsa	1961
8. 42	Missouri State	2000
42	at TCU	1964
42	Texas Tech	1959

SEASON

1. 549	428 rush, 121 pass	1961
2. 553	432 rush, 121 pass	1960
3. 566	400 rush, 166 pass	1964
4. 581	382 rush, 199 pass	1962
5. 592	431 rush, 161 pass	1948
6. 610	446 rush, 164 pass	1959
7. 616	421 rush, 195 pass	1963
8. 645	496 rush, 149 pass	1955
9. 646	355 rush, 291 pass	1965
10. 647	461 rush, 186 pass	1951

FEWEST TOTAL YARDS

GAME		
1. -17	Pittsburg (Kan.) State (-20 rushing, 3 passing)	1936
2. -2	Northwestern (La.) State (-2 rushing, 0 passing)	1947
3. 40	Abilene Christian (26 rushing, 14 passing)	1948
4. 59	Texas (2 rushing, 57 passing)	2014
5. 64	Northwestern (La.) State (32 rushing, 32 passing)	1946
6. 65	TCU (28 rushing, 37 passing)	1982
7. 74	Northwestern (La.) State (52 rushing, 22 passing)	1961
8. 77	at Rice (71 rushing, 6 passing)	1961
9. 78	Oklahoma State (-19 rushing, 97 passing)	1969
10. 83	Tulsa (62 rushing, 21 passing)	1961

SEASON

1. 1,774	1,145 rushing, 629 passing	1961
2. 1,805	970 rushing, 835 passing	1964
3. 1,971	1,330 rushing, 641 passing	1960
4. 2,001	907 rushing, 1,094 passing	1962
5. 2,136	1,297 rushing, 839 passing	1948
6. 2,209	1,177 rushing, 1,032 passing	1963
7. 2,417	1,468 rushing, 949 passing	1959
8. 2,418	1,226 rushing, 1,192 passing	1951
9. 2,456	756 rushing, 1,700 passing	1965
10. 2,504	997 rushing, 1,507 passing	1966

FEWEST YARDS PER GAME

SEASON		
1. 177.4	1,774 in 10 games	1961
2. 180.5	1,805 in 10 games	1964
3. 197.1	1,971 in 10 games	1960
4. 200.1	2,001 in 10 games	1962
5. 213.6	2,136 in 10 games	1948
6. 220.9	2,209 in 10 games	1963
7. 241.7	2,417 in 10 games	1959
8. 241.8	2,418 in 10 games	1951
9. 244.1	2,441 in 11 games	1978
10. 245.6	2,456 in 10 games	1965

RUSHING FIRST DOWNS ALLOWED

GAME		
1. 0	Northwestern (La.) State	1947
2. 1	Rice	2021
1	Florida	2016
1	Texas	2014
1	Wisconsin	2006
1	Southeast Missouri State	2006
1	Tulsa	1966
1	Texas A&M	1965
1	at TCU	1964
1	Texas A&M	1963
11. 2	New Mexico State	2017
2	Kansas State	2015
2	Louisiana Monroe	2008
2	at Ole Miss	2005
2	at Georgia	2005
2	at Mississippi State	2000
2	Southwest Missouri State	2000
2	TCU	1982
2	North Texas	1965
2	at Baylor	1965
2	Tulsa	1965

SEASON

1. 53	1965
2. 56	1962
3. 60	1964
60	1951
5. 65	1985
6. 66	1988
7. 68	1963
68	1961
68	1948

PASSING FIRST DOWNS ALLOWED

GAME		
1. 0	Chattanooga	2007
0	Tulsa	1981
0	Houston	1977
0	at SMU	1975
0	Rice	1964
0	Oklahoma State	1961
0	Rice	1960
0	Oklahoma State	1960
0	Texas A&M	1956
0	Ole Miss	1956
0	Oklahoma State	1953
0	Northwestern (La.) State	1947
0	Rice	1943

TOTAL FIRST DOWNS ALLOWED

GAME		
1. 0	Northwestern (La.) State	1947
2. 2	TCU	1982
3. 4	at Rice	1981
4. 5	at Texas A&M	1962
5	at Rice	1961
5	at Northwestern (La.) State	1961
5	Tulsa	1961

SEASON

1. 104	60 rush, 38 pass, 6 penalty	1951
2. 106	68 rush, 32 pass, 6 penalty	1961
3. 114	68 rush, 41 pass, 5 penalty	1948
4. 117	60 rush, 43 pass, 14 penalty	1964
5. 121	56 rush, 56 pass, 9 penalty	1962
6. 122	81 rush, 32 pass, 9 penalty	1960
122	86 rush, 28 pass, 8 penalty	1950
8. 129	68 rush, 50 pass, 10 penalty	1963
9. 135	61 rush, 68 pass, 6 penalty	1982
135	N/A rush, 46 pass, N/A penalty	1947

POINTS ALLOWED

GAME	
1. 0	206 times (Most recent: Tulsa, 2018)

SEASON

1. 61	11 games	1933
2. 64	11 games	1964
3. 69	10 games	1924
4. 73	10 games	1966
5. 76	10 games	1934
6. 87	11 games	1960
87	10 games	1936
8. 88	10 games	1926
9. 89	10 games	1937
10. 92	11 games	1946

MOST SACKS

SEASON		
1. 42	250 yards lost	2022
2. 40	308	1998
3. 39	N/A	1988
4. 37	229	2010
37	262	2006
37	287	1995
7. 33	248	2005
33	249	1994
33	248	1989
33	N/A	1985

MOST TACKLES FOR LOSS

SEASON		
1. 103	491 yards lost	1998
2. 95	378	2010
95	470	2006
4. 91	389	1999
91	393	1978
6. 89	262	2001
7. 87	348	2002
8. 86	373	2007
86	405	2005
10. 85	339	2009
85	247	2003

YEARLY OFFENSIVE STATISTICS

Bowl game statistics not counted from 1947-2001. Bowl game statistics included from 2002-present.

YEAR	G	1ST DN	RUSH ATT	RUSH YDS	RUSH TD	PASS CMP	PASS ATT	PASS YDS	CMP PCT	PASS TD	INT	TOT OFF	TOT PTS	PUNT	PUNT AVG
1947	10	102	-	1,733	-	53	111	818	477	-	-	2,551	191	-	35.8
1948	10	112	441	1,994	25	48	102	784	471	9	10	2,778	227	66	38.4
1949	10	117	473	2,076	19	53	133	649	398	6	18	2,725	167	68	37.9
1950	10	145	487	1,776	18	91	226	1,170	403	5	26	2,946	156	67	38.1
1951	10	144	527	1,842	17	86	210	1,105	410	8	21	2,947	178	64	37.1
1952	10	148	474	1,589	16	91	226	1,228	403	8	22	2,817	166	57	37.2
1953	10	127	366	1,149	8	91	186	1,233	489	9	13	2,382	116	59	37.1
1954	10	120	397	1,585	20	62	118	875	525	8	10	2,460	189	60	39.7
1955	10	117	474	1,854	14	42	89	531	472	4	8	2,385	126	73	37.5
1956	10	137	498	2,343	22	28	78	381	359	2	8	2,724	160	52	37.1
1957	10	146	504	2,046	22	63	112	1,058	563	6	6	3,104	187	70	36.7
1958	10	121	454	1,814	19	46	117	562	393	3	10	2,376	147	68	36.8
1959	10	148	512	2,106	17	45	90	532	500	4	13	2,638	149	53	36.6
1960	10	147	506	1,670	12	53	126	968	421	12	9	2,638	179	58	33.9
1961	10	164	535	2,189	17	49	113	726	434	8	10	2,915	180	49	36.0
1962	10	190	570	2,412	28	81	147	1,158	551	11	7	3,570	286	45	35.2
1963	10	140	464	1,457	19	71	170	980	418	7	10	2,485	179	60	37.4
1964	10	151	517	1,913	23	65	127	826	512	6	8	2,739	221	51	36.1
1965	10	191	515	2,262	34	89	176	1,341	506	10	8	3,603	324	57	40.5
1966	10	156	469	1,677	22	80	159	1,160	503	8	7	3,837	218	53	39.6
1967	10	168	473	1,546	16	116	202	1,589	574	11	14	3,135	200	64	35.1
1968	10	220	518	1,982	30	138	248	1,720	556	13	10	3,702	334	55	39.9
1969	11	237	560	2,122	33	145	272	1,927	533	12	7	4,049	353	52	37.5
1970	11	240	571	2,116	35	160	284	2,448	563	15	15	4,564	402	40	36.5
1971	11	269	582	2,571	32	170	293	2,327	580	11	16	4,898	343	46	34.0
1972	11	216	544	2,033	20	128	273	1,665	469	9	17	3,698	228	62	35.1
1973	11	173	586	2,206	14	82	165	1,029	497	3	13	3,235	124	63	36.7
1974	11	186	674	2,898	31	40	96	619	417	6	5	3,517	285	54	39.4
1975	11	216	659	3,523	33	53	116	837	457	5	9	4,360	305	37	43.0
1976	11	156	585	2,364	22	38	104	666	365	3	8	3,030	220	65	43.1
1977	11	213	604	3,011	30	98	194	1,531	505	13	12	4,542	358	48	44.3
1978	11	241	677	3,119	34	85	157	1,148	541	6	9	4,267	326	55	40.4
1979	11	210	586	2,428	17	122	191	1,563	639	11	9	3,991	275	55	40.8
1980	11	192	592	2,318	20	109	201	1,377	542	7	11	3,695	238	54	43.3
1981	11	225	597	2,553	20	132	249	1,664	530	11	13	4,217	298	64	38.7
1982	11	236	644	2,348	22	116	249	1,837	466	11	16	4,185	275	61	41.0
1983	11	199	518	1,506	13	141	260	1,844	542	9	9	3,350	204	64	43.6
1984	11	210	640	2,420	20	117	211	1,686	555	11	15	4,106	253	51	43.8
1985	11	209	685	2,922	29	61	120	1,118	508	7	4	4,040	305	54	42.6
1986	11	221	668	2,721	30	78	130	1,226	600	7	2	3,947	303	54	46.2
1987	12	240	753	3,196	31	72	126	940	571	3	7	4,136	283	60	39.3
1988	11	226	631	2,714	31	90	180	1,566	500	5	5	4,280	346	53	41.6
1989	11	261	680	3,456	34	91	164	1,470	555	7	11	4,926	358	38	37.1
1990	11	234	553	2,112	14	124	245	1,958	506	18	10	4,070	263	60	36.5
1991	11	176	538	2,029	6	83	201	1,016	413	8	12	3,045	160	68	42.2
1992	11	145	415	1,131	7	148	302	1,528	490	6	12	2,659	172	76	40.5
1993	11	200	498	2,123	14	114	233	1,354	489	6	10	3,477	165	56	37.7
1994	11	197	513	1,866	12	132	249	1,796	530	14	10	3,662	212	56	39.1
1995	12	224	546	1,855	20	183	300	2,206	610	12	11	4,061	274	59	39.6
1996	11	193	486	1,695	15	127	263	1,572	483	6	15	3,267	174	69	40.3
1997	11	168	344	622	7	177	370	2,381	478	12	15	3,003	181	71	41.3
1998	11	223	431	1,665	18	170	321	2,668	530	26	8	4,333	359	50	38.1
1999	11	201	363	1,491	16	204	371	2,576	550	21	13	4,067	326	51	39.3
2000	11	198	425	1,653	18	178	352	1,916	506	14	15	3,569	264	67	41.7
2001	11	198	494	1,950	23	133	268	1,613	496	10	11	3,563	291	67	42.5
2002	14	255	643	3,065	22	148	299	1,885	495	18	13	4,950	370	74	36.9
2003	13	273	626	3,145	34	167	304	2,462	549	20	9	5,607	436	54	39.3
2004	11	216	467	2,061	22	162	286	2,316	566	19	13	4,377	328	54	37.8
2005	11	208	481	2,386	19	150	280	1,581	536	13	12	3,967	283	50	41.8
2006	14	250	539	3,199	26	154	302	2,093	510	23	18	5,292	404	63	36.9
2007	13	273	625	3,725	33	179	313	2,125	572	24	11	5,850	485	61	40.0
2008	12	232	378	1,362	13	253	443	3,115	571	19	18	4,477	263	58	42.6
2009	13	254	395	1,713	23	247	439	3,842	563	32	9	5,555	468	65	37.8
2010	13	291	421	1,935	22	301	465	4,338	647	36	15	6,273	474	54	41.8
2011	13	279	412	1,786	25	299	471	3,909	635	26	7	5,695	478	53	45.3
2012	12	253	367	1,424	12	272	459	3,618	593	23	16	5,042	282	54	44.7
2013	12	222	474	2,504	14	150	301	1,783	498	15	11	4,286	248	53	44.5
2014	13	288	557	2,834	31	199	359	2,444	554	21	6	5,278	415	59	40.1
2015	13	305	512	2,565	31	246	376	3,486	658	31	8	6,051	467	44	40.3
2016	13	288	517	2,135	21	247	404	3,434	608	26	15	5,569	394	59	44.5
2017	12	238	462	2,016	24	192	340	2,465	565	18	9	4,481	345	59	38.6
2018	12	219	440	1,721	11	202	370	2,307	546	17	18	4,028	260	68	37.5
2019	12	219	376	1,766	14	202	407	2,315	496	14	15	4,081	257	59	39.3
2020	10	207	394	1,513	11	183	284	2,402	644	20	6	3,915	257	62	42.1
2021	13	286	588	2,961	26	205	314	2,781	653	22	5	5,742	402	61	41.8
2022	13	311	605	3,075	27	231	357	3,039	647	26	7	6,114	423	63	39.6
2023	12	208	472	1,668	9	207	323	2,250	641	22	8	3,918	319	59	46.9

Bold indicates all-time best

YEARLY DEFENSIVE STATISTICS

Bowl game statistics not counted from 1947-2001. Bowl game statistics included from 2002-present.

YEAR	G	1ST DN	RUSH ATT	RUSH YDS	RUSH TD	PASS CMP	PASS ATT	PASS YDS	CMP PCT	PASS TD	INT	TOT OFF	TOT PTS	PUNT	PUNT AVG
1947	10	135	-	1,709	-	79	163	866	485	-	-	2,575	145	-	37.1
1948	10	114	431	1,297	-	72	161	839	447	-	15	2,136	136	71	35.6
1949	10	152	452	1,541	-	98	236	1,407	415	-	32	2,948	175	66	35.7
1950	10	122	491	1,886	-	61	162	1,068	377	-	13	2,954	163	82	37.7
1951	10	104	461	1,226	-	80	186	1,192	430	-	13	2,418	162	80	37.1
1952	10	196	604	2,131	-	96	209	1,599	459	-	13	3,730	282	43	34.7
1953	10	156	526	2,102	-	73	144	958	507	-	9	3,060	161	53	34.6
1954	10	156	544	2,260	-	48	122	538	393	-	17	2,798	90	43	33.8
1955	10	145	496	1,785	-	58	149	797	389	-	18	2,582	115	58	37.9
1956	10	171	544	2,066	-	87	185	964	470	-	14	3,030	155	47	36.6
1957	10	153	535	1,880	-	70	144	976	486	-	8	2,856	134	69	38.9
1958	10	167	487	1,836	-	103	210	1,147	490	-	12	2,983	150	49	36.3
1959	10	139	446	1,468	10	84	164	949	512	3	10	2,417	94	56	34.7
1960	10	122	432	1,330	7	54	121	641	446	3	12	1,971	80	52	38.8
1961	10	106	428	1,145	7	57	121	629	471	5	10	1,774	87	68	35.5
1962	10	121	382	907	9	95	199	1,094	477	5	11	2,001	88	60	37.8
1963	10	129	421	1,177	7	89	195	1,032	456	6	15	2,209	96	63	37.0
1964	10	117	400	970	5	77	166	835	464	3	15	1,805	57	69	37.1
1965	10	148	355	756	8	154	291	1,700	529	5	24	2,456	104	61	38.2
1966	10	150	388	997	6	138	288	1,507	479	4	23	2,504	73	63	39.3
1967	10	160	472	1,415	14	117	230	1,346	509	6	15	2,761	149	74	38.1
1968	10	204	430	1,380	10	175	312	2,093	561	16	20	3,473	187	51	38.5
1969	10	151	408	1,202	-	138	297	1,553	465	3	13	2,755	76	-	38.4
1970	11	170	503	1,353	14	131	278	1,585	471	5	32	2,938	144	67	37.0
1971	11	140	479	1,419	7	112	239	1,334	469	11	24	2,753	155	86	37.4
1972	11	176	580	2,344	23	90	197	1,270	457	5	15	3,614	227	70	37.2
1973	11	177	570	2,208	18	103	190	1,315	542	2	10	3,523	184	63	37.4
1974	11	169	554	2,024	11	75	192	1,082	391	5	9	3,106	164	61	39.3
1975	11	190	604	2,086	11	87	197	1,131	442	3	10	3,217	113	65	38.8
1976	11	186	536	1,719	12	119	224	1,562	531	11	16	3,281	204	66	41.3
1977	11	165	539	1,741	10	98	227	984	432	1	17	2,725	95	81	40.7
1978	11	156	468	1,250	10	116	238	1,435	487	8	11	2,685	137	82	41.9
1979	11	183	519	2,162	7	103	220	1,280	468	4	13	3,442	108	63	42.8
1980	11	192	556	2,195	22	106	219	1,407	484	7	7	3,602	221	71	36.8
1981	11	175	467	1,429	11	145	282	1,793	514	10	17	3,312	188	71	41.7
1982	11	135	420	1,064	8	126	270	1,670	467	4	14	2,734	115	83	41.9
1983	11	187	510	2,033	15	124	238	1,706	521	7	13	3,739	172	59	41.1
1984	11	156	417	1,616	8	150	294	1,883	510	6	15	3,219	138	65	39.8
1985	11	169	425	1,278	2	158	319	1,983	495	10	20	3,261	129	65	41.5
1986	11	179	403	1,441	10	171	321	1,790	533	6	22	3,231	142	53	43.3
1987	12	208	393	1,198	9	230	425	2,677	541	13	22	3,875	199	61	38.2
1988	11	179	394	1,010	12	203	340	2,230	597	9	21	3,240	173	66	40.2
1989	11	206	377	1,294	8	198	347	2,395	571	14	15	3,689	199	55	40.0
1990	11	254	475	1,996	17	190	286	2,430	664	23	6	4,426	360	45	40.9
1991	11	217	467	1,833	16	182	317	2,175	574	5	17	4,008	179	53	37.2
1992	11	199	495	1,905	14	160	275	1,720	582	7	17	3,625	209	66	38.9
1993	11	223	463	1,853	13	171	302	2,072	566	7	13	3,925	208	48	39.1
1994	11	185	442	1,634	14	153	282	1,929	543	10	6	3,563	213	68	38.6
1995	12	236	424	1,251	15	225	392	2,659	574	16	16	3,910	263	61	38.8
1996	11	194	379	1,131	12	186	336	2,505	554	21	11	3,636	267	64	41.7
1997	11	210	419	1,449	12	190	348	2,419	546	21	9	3,868	284	59	38.2
1998	11	191	390	1,050	6	193	368	2,320	524	14	17	3,370	182	65	42.5
1999	11	187	392	1,109	14	180	340	2,218	529	12	12	3,354	208	66	42.2
2000	11	175	412	1,530	15	143	302	1,683	474	14	10	3,213	258	75	37.5
2001	11	208	420	1,615	13	193	357	2,502	541	19	17	4,117	269	60	39.7
2002	14	267	504	1,590	11	267	483	3,283	553	17	19	4,873	277	69	38.8
2003	13	249	505	2,041	14	213	399	2,431	534	17	17	4,472	305	66	39.2
2004	11	209	435	1,983	15	172	287	2,386	599	18	6	4,369	270	57	40.0
2005	11	202	403	1,458	13	171	336	2,303	509	20	12	3,761	271	63	40.2
2006	14	243	461	1,604	10	215	433	2,591	497	20	16	4,195	256	82	38.3
2007	13	271	503	2,083	18	220	484	2,670	455	21	20	4,753	345	82	38.2
2008	12	229	461	2,049	20	185	347	2,453	533	22	11	4,502	374	51	41.8
2009	13	267	501	1,985	15	239	404	3,230	592	22	13	5,215	326	63	39.4
2010	13	236	522	2,114	21	187	340	2,409	550	13	11	4,523	304	72	42.1
2011	13	244	505	2,179	21	232	407	2,538	570	12	12	4,717	289	84	40.0
2012	12	257	440	1,489	21	262	419	3,430	625	24	6	4,919	365	62	40.9
2013	12	266	458	2,141	21	231	356	2,820	649	25	8	4,961	369	48	41.9
2014	13	225	429	1,490	11	217	392	2,714	550	33	12	4,204	250	66	42.8
2015	13	261	403	1,514	25	280	436	3,577	642	18	11	5,091	356	52	41.8
2016	13	224	452	2,986	39	218	370	2,875	589	12	10	5,546	404	61	42.5
2017	12	257	469	2,353	28	205	346	2,906	592	23	8	5,259	434	46	40.0
2018	12	259	480	2,014	25	220	347	2,944	634	22	5	4,958	417	52	43.8
2019	12	271	486	2,658	29	227	341	2,750	666	25	6	5,408	442	44	44.5
2020	10	255	416	1,921	21	254	383	2,596	663	18	13	4,517	349	42	44.0
2021	13	250	495	1,980	16	227	389	2,784	584	16	14	4,764	298	67	43.5
2022	13	295	487	2,216	26	275	449	3,831	613	24	9	6,047	389	57	42.2
2023	12	226	437	1,853	13	192	318	2,433	605	23	12	4,286	335	60	43.0

Bold indicates all-time best

NCAA/SEC/SWC INDIVIDUAL LEADERS

NCAA RECORDS

PASSING

YEAR	PLAYER	CL.	G	ATT	COMP	INT	PCT	YDS	TD
1939	Kay Eakin	Sr.	10	193	78	18	40.4	962	5

RECEIVING

YEAR	PLAYER	CL.	G	REC	YDS	TD
1937	Jim Benton	Sr.	10	47	754	7

FIELD GOALS

YEAR	PLAYER	CL.	G	FG	FGA	PCT
1988	Kendall Trainor	Sr.	11	24	27	88.9
1981	Bruce Lahay	Sr.	11	19	24	79.2
1979	Ish Ordonez	Jr.	11	18	22	81.8

INTERCEPTION RETURNS

YEAR	PLAYER	CL.	NO.	YDS	AVG
1949	Jim Rinehart	So.	10	106	10.6

PUNTING

YEAR	PLAYER	CL.	G	NO.	YDS	AVG
1986	Greg Horne	Sr.	11	49	2,313	47.2
1980	Steve Cox	Sr.	11	47	2,186	46.5
1943	Harold Cox	Fr.	8	37	1,518	41.0

PUNT RETURNS

YEAR	PLAYER	CL.	NO.	YDS	AVG
1964	Ken Hatfield	Sr.	31	518	16.7
1963	Ken Hatfield	Jr.	21	350	16.7
1961	Lance Alworth	Sr.	28	336	12.0
1960	Lance Alworth	Jr.	18	307	17.1

SEC LEADERS

RUSHING YARDS PER GAME

2007	Darren McFadden	140.8
2006	Darren McFadden	117.6
2003	Cedric Cobbs	110.0

PASSING YARDS PER GAME

2012	Tyler Wilson	307.9
2011	Tyler Wilson	279.8
2010	Ryan Mallett	297.6
2009	Ryan Mallett	278.8

RECEIVING YARDS PER GAME

2012	Cobi Hamilton	111.2
2011	Jarius Wright	93.1

RECEPTIONS PER GAME

2012	Cobi Hamilton	7.5
------	---------------	-----

YARDS PER RECEPTION

1998	Anthony Lucas	23.35
------	---------------	-------

TOTAL OFFENSE PER GAME

2011	Tyler Wilson	279.6
2009	Ryan Mallett	276.5

YARDS FROM SCRIMMAGE PER GAME

2022	Raheim Sanders	131.8
------	----------------	-------

ALL-PURPOSE YARDS PER GAME

2008	Michael Smith	141.4
2007	Darren McFadden	177.7
2006	Darren McFadden	147.0

FIELD GOALS PER GAME

1998	Todd Latourette	1.70
------	-----------------	------

PAT KICK PERCENTAGE

2023	Cam Little	100.0
2022	Cam Little	100.0
2021	Cam Little	100.0
2012	Zach Hocker	100.0
2010	Zach Hocker	100.0

SCORING

2006	Darren McFadden	98
------	-----------------	----

PUNTING AVERAGE

2011	Dylan Breeding	45.28
------	----------------	-------

PUNT RETURN AVERAGE

2011	Joe Adams	16.9
------	-----------	------

KICK RETURN AVERAGE

2018	De'Vion Warren	28.5
2007	Felix Jones	29.6
2005	Felix Jones	31.9

TOTAL TACKLES

2020	Grant Morgan	111
2018	De'Jon Harris	118
2014	Martrell Spaight	128

TACKLES FOR LOSS

1995	Steven Conley	23.0
------	---------------	------

SACKS

2011	Jake Bequette	10
2006	Jamaal Anderson	10
1995	Steven Conley	14

FORCED FUMBLES PER GAME

2011	Jake Bequette	0.5
------	---------------	-----

TOTAL INTERCEPTIONS

2021	Montaric Brown	5
2005	Vickiel Vaughn	4
1998	Zac Painter	5

PASSES BROKEN UP

2014	Jared Collins	13
2007	Michael Grant	20

SWC LEADERS

RUSHING YARDS

1976	Ben Cowins	1,162
1972	Dickey Morton	1,188
1969	Bill Burnett	900
1965	Bobby Burnett	947
1962	Billy Moore	585
1945	John Hoffman	587

RUSHING YARDS PER CARRY

1976	Ben Cowins	6.3
1969	Bill Burnett	4.3
1965	Bobby Burnett	4.1
1962	Billy Moore	4.5

PASS ATTEMPTS

1971	Joe Ferguson	271
1953	Lamar McHan	150
1939	Kay Eakin	193

PASS COMPLETIONS

1971	Joe Ferguson	160
1953	Lamar McHan	78
1939	Kay Eakin	78

PASSING YARDS

1971	Joe Ferguson	2,203
1953	Lamar McHan	1,107
1937	Dwight Sloan	1,074
1935	Jack Robbins	1,219

TOUCHDOWN PASSES

1971	Joe Ferguson	11
1953	Lamar McHan	8

COMPLETION PERCENTAGE

1988	Quinn Grovey	.633
1986	Greg Thomas	.615
1980	Tom Jones	.560
1979	Kevin Scanlon	.662
1971	Joe Ferguson	.590
1953	Lamar McHan	.520
1937	Dwight Sloan	.476
1935	Jack Robbins	.625

TOTAL OFFENSIVE PLAYS

1953	Lamar McHan	293
1939	Kay Eakin	312

TOTAL OFFENSE YARDS

1979	Kevin Scanlon	1,460
1971	Joe Ferguson	2,242
1953	Lamar McHan	1,516
1939	Kay Eakin	1,344

RECEPTIONS

1984	James Shibest	51
1971	Mike Reppond	56
1953	Floyd Sagely	30
1937	Jim Benton	47
1929	Wear Schoonover	33

ALL-PURPOSE YARDS (RUSH/REC ONLY)

1975	Jerry Eckwood	115.0*
1973	Dickey Morton	1,326
1972	Dickey Morton	1,274
1969	Bill Burnett	947
1961	Lance Alworth	836

SCORING

1987	James Rouse	102
1979	Ish Ordonez	80
1978	Ish Ordonez	78
1969	Bill Burnett	120
1968	Bill Burnett	96
1967	David Dickey	96
1962	Billy Moore	84
1931	Homer Ledbetter	42
1928	Bevo Beavers	84

TOUCHDOWNS

1969	Bill Burnett	20
1968	Bill Burnett	16
1967	David Dickey	16
1962	Billy Moore	14
1957	Gerald Nesbitt	7

PAT CONVERSIONS MADE

1971	Bill McClard	35
1960	Mickey Cissel	21

PUNTING AVERAGE

Year	Player	Avg
1986	Greg Horne	47.2
1980	Steve Cox	46.5
1979	Steve Cox	43.8
1975	Tommy Cheyne	43.0
1955	Gerald Nesbitt	46.9
1953	Lamar McHan	40.2
1943	Harold Cox	41.0
1939	Kay Eakin	38.3
1938	Kay Eakin	41.1
1937	Jack Robbins	39.4

PUNT RETURN YARDS

1984	Bobby Joe Edmonds	294
1966	Martine Bercher	375
1965	Jack Brasuell	285
1964	Ken Hatfield	518
1963	Ken Hatfield	350
1962	Ken Hatfield	267
1961	Lance Alworth	366
1960	Lance Alworth	307
1955	Don Horton	173
1953	Lamar McHan	233

KICKOFF RETURN YARDS

1982	Derek Holloway	217*
1980	Derek Holloway	407
1961	Lance Alworth	300
1960	Lance Alworth	328
1946	Clyde Scott	170
1945	Alton Baldwin	242
1944	Alton Baldwin	286

INTERCEPTIONS

1988	Patrick Williams	6
1971	Louis Campbell	7
1970	David Hogue	6
1966	Gary Adams	7
1956	Gerald Nesbitt	4
1955	Don Christian	4
1954	George Walker	6

* based on per-game average

SEC/SWC TEAM LEADERS

TOTAL OFFENSE

SWC

YEAR	GAMES	RUSH YARDS	PASS YARDS	TOTAL YARDS	AVG./GAME
1971	11	2,571	2,327	4,898	445.3
1965	10	2,262	1,341	3,603	360.3
1962	10	2,412	1,158	3,570	357.0
1937	10	NA	NA	2,823	282.3

SEC

YEAR	GAMES	RUSH YARDS	PASS YARDS	TOTAL YARDS	AVG./GAME
2011	13	1,786	2,909	5,695	438.1

RUSHING OFFENSE

SWC

YEAR	GAMES	ATTEMPTS	RUSH YARDS	AVG./GAME
1989	11	680	3,456	314.2
1986	11	668	2,721	247.4
1985	11	685	2,922	265.6
1975	11	659	3,523	320.3
1965	10	515	2,262	226.2
1962	10	570	2,412	241.2

SEC

YEAR	GAMES	ATTEMPTS	RUSH YARDS	AVG./GAME
2021	13	588	2,961	227.8
2007	13	625	3,725	286.5
2006	14	539	3,199	228.5
2005	11	481	2,386	216.9
2003	13	626	3,145	241.9
2002	14	643	3,065	218.9

PASSING OFFENSE

SWC

YEAR	GAMES	ATTEMPTS	COMPLETIONS	PASS YARDS	AVG./GAME
1971	11	293	170	2,327	211.5
1970	11	286	160	2,448	222.5
1937	10	NA	NA	1,850	185.0

SEC

YEAR	GAMES	ATTEMPTS	COMPLETIONS	PASS YARDS	AVG./GAME
2011	13	471	299	3,909	300.7
2010	13	465	301	4,338	333.7
2009	13	403	225	3,624	278.8

SCORING OFFENSE

SWC

YEAR	GAMES	TOTAL POINTS	AVG./GAME
1971	11	343	31.2
1966	10	218	21.8
1965	10	324	32.4
1964	10	221	22.1
1962	10	286	28.6
1960	10	179	17.9
1957	10	187	18.7
1937	10	NA	18.6
1933	10	NA	20.6
1928	9	NA	27.9

SEC

YEAR	GAMES	TOTAL POINTS	AVG./GAME
2011	13	478	36.8
2009	13	468	36.0

THIRD DOWN DEFENSE

SEC

YEAR	GAMES	CONV	ATT	PCT
2010	13	62	185	335

RED ZONE OFFENSE

SEC

YEAR	GAMES	RED ZONE	PCT.	TDSRUSH TD/PASS TD	FGM-FGA	
2010	13	44-49	898	34	17/17	10-10
2009*	13	47-49	959	35	19/16	12-14
2004	11	35-40	875	32	20/12	3-5

TURNOVER MARGIN

SEC

YEAR	GAMES	FUM	INT	TOT	FUM	INT	TOT	MARG	PER/G
2003	13	16	17	33	13	9	22	+11	0.85
2002	14	17	19	36	6	13	19	+17	1.21

KICKOFF RETURNS

SEC

YEAR	GAMES	RET	YARDS	TDS	AVG.
2005*	11	33	965	1	29.2

TOTAL DEFENSE

SWC

YEAR	GAMES	RUSH YARDS	PASS YARDS	TOTAL YARDS	AVG./GAME
1984	11	1,336	1,883	3,219	292.6
1982	11	1,064	1,670	2,734	248.5
1971	11	1,419	1,334	2,753	250.3
1970	11	1,353	1,585	2,938	267.1
1967	10	1,415	1,346	2,761	276.1
1966	10	997	1,507	2,504	250.4
1964	10	970	835	1,805	180.5
1962	10	907	1,094	2,001	200.1
1960	10	1,330	641	1,971	197.1

SEC

YEAR	GAMES	RUSH YARDS	PASS YARDS	TOTAL YARDS	AVG./GAME
2000	11	1,530	1,683	3,213	292.1

RUSHING DEFENSE

SWC

YEAR	GAMES	ATTEMPTS	RUSH YARDS	AVG./GAME
1988	11	394	1,010	91.8
1987	12	393	1,198	99.8
1985	11	425	1,278	116.2
1982	11	420	1,064	96.7
1971	11	479	1,419	129.0
1968	10	430	1,380	138.0
1966	10	388	997	99.7
1965	10	355	756	75.6
1962	10	382	907	90.7
1951	10	461	1,226	122.6

SEC

YEAR	GAMES	ATTEMPTS	RUSH YARDS	AVG./GAME
1995	12	424	1,251	104.3

PASSING DEFENSE

SWC

YEAR	GAMES	ATTEMPTS	COMPLETIONS	PASS YARDS	AVG./GAME
1977	11	227	98	984	89.5
1961	10	121	57	629	62.9
1954	10	122	48	538	53.8

SEC

YEAR	GAMES	ATTEMPTS	COMPLETIONS	PASS YARDS	AVG./GAME
2000	11	302	143	1,683	153.0

SACKS

SEC

YEAR	GAMES	SACKS	YARDS
2022	13	42	250

SCORING DEFENSE

SWC

YEAR	GAMES	TOTAL POINTS	AVG./GAME
1988	11	173	15.7
1986	11	142	12.9
1985	11	129	11.7
1984	11	138	12.5
1982	11	115	10.5
1977	11	95	8.6
1969	10	76	7.6
1966	10	73	7.3
1965	10	104	10.4
1964*	10	57	5.7
1954	10	90	9.0

PUNTING

SEC

YEAR	GAMES	PUNTS	YARDS	AVG./PUNT
2012	12	54	2416	44.7

PUNT RETURNS

SEC

YEAR	GAMES	RET	YARDS	TDS	AVG.
2010	13	20	311	1	15.6

PAT KICKING

SEC

YEAR	GAMES	MADE	ATT	PCT
2012	12	33	33	100.0

*NCAA Leader

ATTENDANCE & OPPONENT RECORDS

ATTENDANCE RECORDS

ALL GAMES

Any Game	107,262 at Tennessee, Nov. 11, 2000
Regular Season Game	107,262 at Tennessee, Nov. 11, 2000
Season Total	926,552 in 13 games, 2009; 900,982 in 13 games, 2015; 889,335 in 13 games, 2022

HOME GAMES

Any Game (Fayetteville)	76,808 vs. Alabama, 2010 (DWRRS)
Any Game (Little Rock)	55,912 vs. Alabama, 1992 (WMS)
Season Total (Fayetteville)	512,087 in 2022 (7 games)
Season Total (Little Rock)	221,686 in 1979 (4 games)
Season Total (Both)	554,621 in 2006 (8 games)
Season Average (Fayetteville)	73,895 in 2006
Season Average (Little Rock)	55,757 in 2010
Season Average (Both)	69,581 in 2016

DONALD W. REYNOLDS RAZORBACK STADIUM TOP 10 CROWDS

RK	OPP	DATE	ATTEND.
1.	Alabama	Sept. 25, 2010	76,808
2.	Tennessee	Nov. 11, 2006	76,728
3.	USC	Sept. 2, 2006	76,564
4.	Texas	Sept. 11, 2004	75,671
5.	Alabama	Oct. 1, 2022	75,579
6.	Alabama	Oct. 8, 2016	75,459
7.	LSU	Nov. 12, 2016	75,156
8.	BYU	Sept. 16, 2023	74,821
9.	Cincinnati	Sept. 3, 2022	74,751
10.	Alabama	Sept. 23, 2006	74,687

WAR MEMORIAL STADIUM TOP 10 CROWDS

RK	OPP	DATE	ATTEND.
1.	Alabama	Sept. 19, 1992	55,912
2.	Texas	Oct. 20, 1979	55,838
3.	LSU	Nov. 24, 2006	55,833
4.	LSU	Nov. 27, 1998	55,831
5.	LSU	Nov. 26, 2004	55,829
6.	North Texas	Sept. 20, 2003	55,825
7.	Oklahoma State	Sept. 20, 1980	55,822
8.	South Florida	Sept. 14, 2002	55,817
9.	Oklahoma State	Sept. 22, 1979	55,812
10.	LSU	Nov. 27, 2010	55,808

ON THE ROAD TOP 10 CROWDS

RK	OPP	DATE	ATTEND.
1.	Tennessee	Nov. 11, 2000	107,262
2.	Tennessee	Nov. 14, 1998	106,365
3.	Tennessee	Oct. 5, 2002	105,688
4.	Tennessee	Nov. 10, 2007	104,459
5.	Tennessee	Nov. 16, 1996	103,158
6.	Alabama	Oct. 14, 2017	101,821
	Alabama	Oct. 10, 2015	101,821
	Alabama	Oct. 19, 2013	101,821
	Alabama	Sept. 24, 2011	101,821
9.	LSU	Nov. 14, 2015	101,699
10.	Tennessee	Oct. 3, 2015	101,265

YEARLY ATTENDANCE

YEAR	FAYETTEVILLE	LITTLE ROCK	TOTALS
1944	(3) 10,820	(1) 110,43	21,863
1945	(3) 26,908	(1) 13,878	40,786
1946	(4) 35,175	(1) 16,624	51,799
1947	(3) 41,976	(1) 13,934	55,910
1948	(3) 43,440	(4) 96,092	139,532
1949	(3) 45,213	(3) 65,129	110,342
1950	(3) 41,970	(3) 67,017	108,987
1951	(3) 49,563	(3) 54,334	103,897
1952	(3) 38,563	(3) 64,327	102,890
1953	(3) 41,155	(3) 62,231	103,386
1954	(3) 55,189	(2) 70,454	125,643
1955	(3) 60,597	(3) 92,882	153,479
1956	(3) 57,806	(3) 96,127	153,933
1957	(3) 68,482	(3) 92,230	160,712
1958	(3) 71,412	(3) 98,040	169,452
1959	(3) 73,327	(3) 109,997	183,324
1960	(3) 87,200	(3) 120,420	207,620
1961	(3) 82,500	(3) 114,000	196,500
1962	(3) 92,800	(3) 114,200	207,000
1963	(3) 83,230	(4) 163,700	246,930

YEAR FAYETTEVILLE LITTLE ROCK TOTALS

YEAR	FAYETTEVILLE	LITTLE ROCK	TOTALS
1964	(3) 92,150	(3) 118,640	210,790
1965	(3) 115,350	(4) 178,500	293,850
1966	(3) 122,900	(3) 135,050	257,950
1967	(3) 121,953	(4) 187,634	309,587
1968	(3) 126,958	(3) 148,221	275,179
1969	(3) 131,355	(4) 170,717	302,072
1970	(3) 123,000	(4) 194,000	317,000
1971	(4) 163,977	(4) 217,244	381,221
1972	(3) 120,015	(4) 209,102	329,117
1973	(3) 120,439	(4) 179,542	299,981
1974	(3) 120,500	(4) 200,309	320,809
1975	(3) 118,460	(4) 201,575	320,035
1976	(3) 121,657	(4) 194,462	316,119
1977	(3) 131,611	(4) 214,991	346,602
1978	(3) 135,284	(3) 164,266	299,550
1979	(3) 132,345	(4) 221,686	354,031
1980	(3) 122,047	(4) 214,874	336,921
1981	(3) 129,991	(3) 163,710	293,701
1982	(3) 132,486	(4) 217,904	350,390
1983	(3) 131,102	(4) 193,160	324,262
1984	(3) 123,908	(4) 219,568	343,476
1985	(2) 104,856	(4) 218,640	323,496
1986	(4) 191,880	(3) 165,248	357,128
1987	(3) 132,734	(3) 137,412	270,146
1988	(3) 138,066	(4) 205,390	343,456
1989	(3) 156,366	(3) 150,464	306,830
1990	(3) 146,650	(4) 199,842	346,492
1991	(3) 131,420	(4) 191,578	322,998
1992	(3) 118,001	(3) 150,505	268,506
1993	(3) 125,946	(3) 155,928	281,874
1994	(3) 139,757	(3) 149,419	289,176
1995	(3) 144,116	(3) 162,835	306,951
1996	(3) 139,549	(4) 172,313	311,862
1997	(3) 127,020	(3) 153,704	280,724
1998	(3) 148,440	(3) 167,157	315,597
1999	(3) 155,844	(3) 165,996	321,840
2000	(4) 203,238	(3) 152,214	355,452
2001	(5) 319,207	(2) 105,727	424,934
2002	(5) 331,832	(3) 154,184	486,016
2003	(5) 333,677	(2) 111,442	445,119
2004	(5) 353,446	(1) 55,829	409,275
2005	(4) 272,149	(2) 109,921	382,070
2006	(6) 443,368	(2) 111,253	554,621
2007	(6) 418,239	(2) 110,021	528,260
2008	(5) 357,113	(2) 110,373	467,486
2009	(5) 344,577	(2) 111,206	455,783
2010	(5) 357,783	(2) 111,513	469,296
2011	(5) 360,566	(2) 108,367	468,933
2012	(6) 420,943	(2) 108,467	529,410
2013	(5) 338,618	(2) 92,556	431,174
2014	(6) 399,124	(1) 54,959	454,083
2015	(6) 421,688	(1) 49,591	471,279
2016	(6) 440,079	(1) 46,988	487,067
2017	(6) 406,514	(1) 36,055	442,569
2018	(6) 367,748	(1) 51,438	419,186
2019	(6) 322,556	(1) 33,961	356,517
2020	(5) 82,500	(0) N/A	82,500
2021	(6) 414,415	(1) 42,576	456,991
2022	(7) 512,087	(0) N/A	512,087
2023	(6) 412,821	(1) 44,397	457,218
TOTAL	14,479,747	9,941,283	24,421,030

OPPONENT RECORDS

INDIVIDUAL OFFENSE

Rushing Attempts	41, twice, Tyler Badie, Missouri, 2021; Travis Stephens, Tennessee, 2001
Rushing Yards	281, Tony Temple, Missouri, 2007
Rushing TDs	4, four times, last - Nick Fitzgerald, Mississippi State, 2016
Pass Attempts	67, Kolton Browning, Louisiana Monroe, 2012; Tim Couch, Kentucky, 1998
Pass Completions	47, Tim Couch, Kentucky, 1998
Passing Yards	559, Bryce Young, Alabama, 2021
Completion Percentage	895 (17-19), Jason Campbell, Auburn, 2004
Interceptions Thrown	8, Gary Carter, SMU, 1970
TD Passes	7, David Klingler, Houston, 1990
Receptions	17, Willie Gosha, Auburn, 1995
Receiving Yards	222, Willie Gosha, Auburn, 1995
Yards Per Catch	37.8 (4-151), Edward Pope, Texas A&M, 2014
TD Receptions	3, seven times, Jameson Williams, Alabama 2021; A Hollins, EUJ 2018; J. Armstead, Ole Miss, 2001; Cedrick Wilson, Tennessee, 2000; Reidel Anthony, Florida, 1996; Emanuel Tolbert, SMU, 1976; Don Ellis, Texas A&M, 1952
Total Offensive Plays	83, Kolton Browning, Louisiana Monroe, 2012
Total Offensive Yards	565 (21 rushing, 544 passing), Jalon Daniels, Kansas, 2022
Total Punts	14, Eddie Hare, Tulsa, 1978
Punting Yards	578, Eddie Hare, Tulsa, 1978
Punting Average	56.8 (5-284), Ryan Stonehouse, Colorado State, 2018
Punt Returns	8, Robert Dunn (58 yards), Auburn, 2007
Punt Return Yards	125, Marquis Maze, Alabama, 2011
Interceptions	4, Jack Boring, Texas A&M, 1952
Interception Return Yards	114, Minkah Fitzpatrick (3 interceptions), Alabama, 2016
Kickoff Returns	9, Johnny Sears (200 yards), Eastern Michigan, 2009
Kickoff Return Yards	225, Chris Gulliver (8 returns), South Carolina, 2007
Touchdowns Responsible For	7, David Klingler, Houston, 1990
Points Responsible For	42, David Klingler, Houston, 1990
Extra Points Made	9, Alex Walls, Tennessee, 2000
Field Goals Attempted	7, Abby Daigle, Oklahoma State, 1974
Field Goals Made	5, Dan Nystrom, Minnesota, 2002; Brian Hazelwood, Mississippi State, 1998; Jeff Ward, Texas, 1985
Longest Rushing Play	97, John Avery, Ole Miss, 1997
Longest Passing Play	99, Gino Torretta to Horace Copeland, Miami, 1991
Longest Punt Return	92, Tyrann Mathieu, LSU, 2011; Fred Jacob, Rice, 1942
Longest Kickoff Return	100, Jashaun Corbin, Texas A&M, 2018; Christian Kirk, Texas A&M, 2017; Marlon McClure, UTEP, 2010; Deuce McAllister, Ole Miss, 1999; Arthur Washington, SMU, 1974; Anthony Davis, Southern Cal, 1974
Longest Punt	88, Larry Isbell, Baylor, 1950
Longest Field Goal	58, Russell Erxleben, Texas, 1977

TEAM OFFENSE

First Downs	37, Missouri, 2020
First Downs Rushing	26, Texas, 1970
First Downs Passing	25, Kansas, 2022
Rushing Attempts	90, Texas, 1970
Rushing Yards	543, Auburn, 2016
Pass Attempts	68, Louisiana Monroe, 2012
Pass Completions	47, Kentucky, 1998
Passing Yards	559, Alabama, 2021
TD Passes	7, Houston, 1990
Total Offense Plays	103, Louisiana Monroe, 2012; Kentucky, 2003 (701)
Total Offense Yards	736, Southern California, 2005
Total Punts	14, Tulsa, 1978
Punt Yards	578, Tulsa, 1978
Fewest Punts	0, Alabama, 2018; Northwestern (La.) State, 1947
Punt Returns	8, Auburn (58 yards), 2007
Punt Return Yards	125, Alabama, 2011
Kickoff Returns	11, North Texas (215 yards), 2007
Kickoff Return Yards	271, UTEP (10 returns), 2010
Total Points	103, Oklahoma, 1918
Extra Points Made	10, Southern California, 2005
Field Goals Attempted	7, Oklahoma State, 1974
Field Goals Made	5, Minnesota, 2002; Mississippi State, 1998; Texas, 1985

TEAM DEFENSE

Fewest Arkansas First Downs	3, vs. Baylor, 1958
Fewest Arkansas First Downs Rushing	0, vs. Florida, 1997
Fewest Arkansas First Downs Passing	0, 14 times (Last time vs. SMU, 1991)
Fewest Arkansas Rushing Attempts	19, vs. LSU, 2018; vs. Rutgers, 2012; at Alabama, 2011
Fewest Arkansas Net Rushing Yards	-56, vs. Florida, 1997
Fewest Arkansas Passes Attempted	0, vs. Oklahoma State, 1976
Fewest Arkansas Passes Completed	0, Five times (Last time vs. Texas A&M, 1991)
Most Arkansas Passes Intercepted	8, vs. SMU, 1951
Most Interception Return Yards	132, vs. Tennessee (3 interceptions), 2007
Fewest Arkansas Yards Passing	-11, vs. USC, 1974
Fewest Arkansas Total Offensive Plays	26, vs. Texas, 1947
Fewest Arkansas Total Offensive Yards	42, vs. UCLA, 1988 (21 rush, 21 pass)

MEDIA INFORMATION

ARKANSAS COMMUNICATIONS

The Arkansas Communications Office appreciates your interest in Razorback football and strives to assist you in your coverage. A list of our staff members, our address and telephone numbers are below.

OFFICE: (479) 575-2751

FAX: (479) 575-7481

FAYETTEVILLE PRESS BOX: (479) 575-6622

LITTLE ROCK PRESS BOX: (501) 663-0514

MAILING ADDRESS:

Arkansas Communications
P.O. Box 7777
Fayetteville, AR 72701

OVERNIGHT/PHYSICAL ADDRESS:

University of Arkansas
Arkansas Communications
350 N Razorback Road
Fayetteville, AR 72701

FOOTBALL CONTACTS



KYLE PARKINSON

Associate AD/Communications

Cell: (479) 387-4753

Office: (479) 575-2751

Email: kparkin@uark.edu

Twitter: @TheOtherKP



OLIVER GRIGG

Assistant Communications Director

Cell: (479) 502-6577

Office: (479) 575-2751

Email: ogrigg@uark.edu

Twitter: @Oliver_Grigg



HUNTER CORNELIUSSEN

Assistant Communications Director

Office: (479) 575-2751

Email: hc068@uark.edu

Twitter: @HunterCor

COMMUNICATIONS STAFF



MIKE CAWOOD

Associate
Director



EMILY POLGLAZE

Assistant
Director



SHAWN PRICE

Assistant
Director



WALT BEAZLEY

Photographer



FULLER BIRCH

Student
Assistant



ROBERT GREGG

Student
Assistant



TYLER WILSON

Student
Assistant

INTERVIEWS

Interviews with our coaches and student-athletes are encouraged, but we require all interview arrangements be made via the Arkansas Communications Office. University of Arkansas football student-athletes are generally available for interviews during a game week. All student-athlete and assistant coach interview requests must be made at least one day in advance to allow time to facilitate the notification process. Telephone interviews can be arranged, but student-athletes' telephone numbers will not be provided and student-athletes are instructed to direct all interview requests to the Arkansas Communications Office. Student housing, the training room, the weight room and locker rooms are off-limits to members of the media.

DAILY PRACTICE

Please consult with the Arkansas Communications Office for practice information regarding times, days and accessibility. Prior to or following select practice sessions, select members of the football program will be available for group interviews with the media. All media members, including video and still photographers, from accredited media outlets wishing to shoot practices are asked to consult with the Arkansas Communications Office for current guidelines prior to arrival at the practice field.

WEEKLY PRESS CONFERENCE OPPORTUNITIES

Please consult the Arkansas Communications Office for the schedule of weekly press opportunities for Coach Pittman and student-athletes.

SEC WEEKLY COACHES' TELECONFERENCE

In conjunction with the Southeastern Conference, head coach Sam Pittman will participate each

week in the league's teleconference of football coaches. The teleconferences will be conducted each Wednesday from Aug. 28 to Nov. 20 from 10 a.m. CT to 12:40 p.m. CT. Accredited media members only may access the broadcast-quality teleconference. Callers may participate in the question-and-answer session with an individual coach or all SEC coaches. For more information and the teleconference number, contact the SEC Media Relations Office at (205) 458-3000.

10:00 a.m. Brian Kelly, LSU
10:10 a.m. Kirby Smart, Georgia
10:20 a.m. Billy Napier, Florida
10:30 a.m. Brent Venables, Oklahoma
10:40 a.m. Sam Pittman, Arkansas
10:50 a.m. Josh Heupel, Tennessee
11:00 a.m. Kalen DeBoer, Alabama
11:10 a.m. Shane Beamer, South Carolina
11:20 a.m. Eliah Drinkwitz, Missouri
11:30 a.m. Mike Elko, Texas A&M
11:40 a.m. Mark Stoops, Kentucky
11:50 a.m. Jeff Leiby, Mississippi State
Noon Lane Kiffin, Ole Miss
12:10 p.m. Hugh Freeze, Auburn
12:20 p.m. Clark Lea, Vanderbilt
12:30 p.m. Steve Sarkisian, Texas

ARKANSAS FTP SITE

An FTP site is available for members of the media. For more information concerning the FTP site, contact Michelle Glover (mlglover@uark.edu).

GAME CREDENTIAL REQUEST

All requests for media and/or photo credentials must be online at SportsSystems.com/Arkansas. Requests should be made at least 10 days in advance.

Credentials must be requested and will be granted on a game-by-game basis only. No multi-game or full season credentials will be issued.

Please see media credentialing guidelines online at SportsSystems.com/Arkansas. Space limitations prevent accommodation of weekly media representatives.

Only fully accredited personnel directly involved in the coverage of the game will be admitted. Credentials are non-transferable. The Arkansas Communications Office reserves the right to revoke any credential: (1) used by an individual other than the one for whom it was granted; (2) any individual who refuses to comply with press box and/or photographic area guidelines; (3) any individual who is not an accredited member of the media; (4) any individual under the age of 16.

Credentials will not be mailed. They may be picked up beginning three hours prior to kickoff at the media will call station at the base of the elevator at both Donald W. Reynolds Razorback Stadium in Fayetteville and War Memorial Stadium in Little Rock. Photo identification is required when picking up credentials.

GAMEDAY PARKING

Limited parking is available in Fayetteville and Little Rock for media members. Those media members needing parking should make the request at least two weeks in advance to allow time for mailing.

LIVE STATS

Live in-game stats will be provided for the media at RazorbackStats.com.

WIRELESS INTERNET

The Arkansas press box does have wireless access. Information for accessing the network is available in the press box.

RAZORBACK SPORTS PROPERTIES

The University of Arkansas Athletic Department and Learfield are in their 16th year of a powerful partnership that created Arkansas Sports Properties. As the multimedia rights-holder, Arkansas Sports Properties (ASP) is responsible for the corporate marketing and advertising for all 19 sports.

Along with corporate branding through the Razorbacks, ASP also creates new programming and publications for Razorback fans. This statewide radio network covers all of Arkansas.

The official radio and television shows of Razorback football continue to grow in attendance and viewership. The radio show is held weekly at the Catfish Hole and airs live on the Razorback Sports Network as well as Hogs+. The official television show is aired statewide on Sunday nights and streams on Hogs+ throughout the week during football season.


CHUCK BARRETT PLAY-BY-PLAY

Barrett is entering his 32nd season broadcasting Arkansas sports and his 18th season as the football play-by-play announcer. The 2024 season marks his 30th year on the football broadcast crew, including spending 14 years as the executive producer. Prior to taking over play-by-play responsibilities for the 2007 season, his duties included hosting the pregame show, halftime and scoreboard shows as well as the football version of the Razorback Report. He was the long time voice of Arkansas baseball, serving as the play-by-play man from 1992 to 2014. Barrett now serves as the Voice of the Razorbacks for football and men's basketball, having picked up men's basketball play-by-play duties prior to the 2010-11 season. He has been recognized by the National Sportswriters and Sportscasters Hall of Fame as the Arkansas Sportscaster of the Year three times (2007, 2008, 2009) and was inducted into the Arkansas Sportscasters and Sports Writers Hall of Fame in June of 2023.



QUINN GROVEY ANALYST

Grovey is entering his 27th overall season on the network, including his eighth as the analyst. The former Hog quarterback previously served as co-host of the pregame and postgame shows and the network's sideline reporter. A three-year starter for the Razorbacks, Grovey led Arkansas to Southwest Conference titles in 1988 and 1989, and was named to the program's 1980s All-Century team.



GENO BELL, CHUCK BARRETT, QUINN GROVEY.

GENO BELL CO-HOST & SIDELINE

Bell enters his eighth season on the broadcast team as a sideline reporter, taking over the role from Grovey. Bell was a four-year letterwinner on the defensive line for the Razorbacks from 1993-95. He totaled 185 tackles (including 28 for loss), 11 sacks, four pass breakups and three fumble recoveries. Following his collegiate career, Bell played in the NFL with the New York Jets and the Cleveland Browns. He returned to Arkansas after his playing career and is the Vice President of the Consolidation Division at the worldwide headquarters of Walmart in Bentonville.



RICK SCHAEFFER CO-HOST

Schaeffer is entering his 31st year with Razorback football. He was the analyst for 10 seasons and is now a co-host for the pregame, halftime and postgame shows. Schaeffer worked in the Arkansas Sports Information Department for 24 years, 21 of those serving as director. Schaeffer is the co-host of Drive Time Sports on 103.7 The Buzz.



PHIL ELSON CO-HOST

Phil Elson enters his fourth season as a co-host for the pregame, halftime and postgame shows. He also serves as the play-by-play announcer for the Arkansas baseball program. Elson has 20-plus years of professional baseball broadcasting experience, including 14 seasons as the Director of Broadcasting and Media Relations for the Arkansas Travelers, the former Double-A affiliate of the Los Angeles Angels.



2024 AFFILIATES

CITY	STATION	FREQ.
Atkins	KASR-FM	99.3
Batesville	KBTA-AM	1340
Batesville	KWOZ-FM	103.3
Camden	KAMD-FM	97.1
Crossett	KAGH-FM	104.9
Crossett	KAGH-AM	800
DeQueen	KDQN-FM	92.1
DeWitt	KDEW-FM	97.3
El Dorado	KMRX-FM	96.1
Fayetteville	KAKS-FM	99.5
Fayetteville	KQSM-FM	92.1
Forrest City	KBFC-FM	93.5
Forrest City	KWYN-FM	100.1
Fort Smith	KERX-FM	95.3
Hot Springs/Mena	KTTG-FM	96.3
Jonesboro	KEGI-FM	100.5
Joplin, Mo.	KHST-FM	101.7
Little Rock	KABZ-FM	103.7
Magnolia	KZHE-FM	100.5
Marshall	KBCN-FM	104.3
Monett, Mo.	KKBL-FM	95.9
Monticello	KGPQ-FM	99.9
Mountain Home	KOMT-FM	93.5
Ozark	KDYN-FM	96.7
Ozark	KDYN-AM	1540
Searcy	KRZS-FM	99.1
Texarkana	KTFS-FM	105.9
Texarkana	KTFS-AM	940
Tulsa, Okla.	KYAL-FM	99.9
Tulsa, Okla.	KYAL-AM	1550
Wynne	KWYN-FM	92.5
Wynne	KWYN-FM	95.5

VICE CHANCELLOR AND DIRECTOR OF ATHLETICS HUNTER YURACHEK

Guided by the program's mission of 'building Champions and Razorbacks for Life, vice chancellor and director of athletics Hunter Yurachek has helped lead the University of Arkansas' Department of Intercollegiate Athletics to unprecedented success on and off the field.



Since being introduced as the vice chancellor and director of athletics on Dec. 4, 2017, Yurachek has worked tirelessly to foster athletics success in all 19 sports, restore the tradition of a storied program and enhance the student-athlete experience for 465 student-athletes. Thanks to the dedicated efforts of Razorback student-athletes, coaches, administrators, Razorback Foundation members and fans, results are being realized on and off the field.

Now in his seventh full year at the University of Arkansas, Yurachek has firmly positioned the Razorbacks as one of the nation's elite intercollegiate athletics programs. His leadership has helped build one of the nation's best all-sports programs while attracting premier coaches, including Naismith Basketball Hall of Fame Men's Basketball Coach John Calipari, to Fayetteville.

Arkansas has more than made its mark in the most competitive conference in the nation, winning 36 Southeastern Conference Championships in the past six years, including 28 conference titles in the past four years alone. Both marks lead all SEC programs and the Razorbacks' 31 titles is more than six other league programs combined in that same timeframe.

In 2023-24, Arkansas secured a top-20 national finish (No. 18) in the Learfield Directors' Cup Standings for the fourth-consecutive year. The streak marks the first time in school history that the Razorbacks have finished among the nation's top 20 programs in four-straight years.

The Razorbacks tallied two NCAA championships, recorded nine top-10 national finishes and won five Southeastern Conference championships in the 2023-24 athletics season. Arkansas finished in the top 10 at every men's and women's cross country and track and field NCAA championship contested in 2023-24 and recorded a program best Elite Eight finish in volleyball.

Arkansas student-athletes are also achieving academically. In 2023-24, a total of 82 Razorback student-athletes earned their degrees and another eight earned graduate certificates. The program also achieved a 100% Razorback Graduation Rate, which is based on student-athletes who complete their athletics eligibility and earn their degree.

People throughout the nation are taking notice of the historic run in Fayetteville. In February 2024, Yurachek was appointed to the prestigious College Football Playoff Committee, where he will serve for the next three seasons. He has also previously served as a member of the NCAA Football Oversight Committee and the Football Competition Committee. Yurachek is the only conference athletics director currently serving on the SEC Executive Committee, which approves the annual operating budget and oversees all financial and fiscal affairs of the conference.

Yurachek was selected as a 2021-22 Football Bowl Subdivision Cushman & Wakefield Athletics Director of the Year by his peers. He was also a finalist for the Sports Business Journal 2022 Athletics Director of the Year.

Yurachek's leadership is also making a difference within Arkansas, the SEC and throughout intercollegiate athletics. In 2020, Arkansas Governor Asa Hutchinson named Yurachek to the Governor's Economic Recovery Task Force, to help guide state reopening in the wake of COVID-19. Yurachek was honored as the Arkansas Press Association Headliner of the Year in 2021 and was named the inaugural Celebrate Arkansas Influencer of the Year in 2022.



In 2022-23, the Razorbacks recorded a third-consecutive top-15 finish with a No. 13 finish. Arkansas finished first among programs with 19 or fewer sports. The Razorbacks captured two NCAA Championships (MITK, WITK), earned 13 top-25 finishes and six top-10 national finishes. Seventeen of 19 programs were ranked in the top 25, with eight breaking into the top 10. The Hogs won a bowl game for the second-straight year, advanced to the NCAA Men's Basketball Tournament's Sweet Sixteen for the third-consecutive year and won the program's first match in the NCAA Volleyball Tournament in 18 years. Arkansas won five SEC Championships (BA, MITK, WITK, MOTK, WOTK).

Academically, Razorback student-athletes combined for a 3.20 cumulative GPA and 166 student-athletes earned academic personal bests. A total of 72 Razorback student-athletes graduated and another 12 earned graduate certificates.

In the 2021-22 academic year, Arkansas recorded the most successful year in the program's history, finishing seventh in the Learfield Directors' Cup. The Razorbacks finished first among programs with 19 or fewer sports, second among SEC schools and earned only its second top-10 Directors' Cup finish. Arkansas earned a total of nine top-10 NCAA finishes and 12 top-20 NCAA finishes. The Razorbacks won eight Southeastern Conference championships (men's and women's cross country, soccer, men's and women's indoor track and field, men's outdoor track and field, softball regular season, softball tournament) and won a New Year's Day bowl game in football for the first time since 2000. In addition, the Razorbacks advanced to the College World Series, the Elite Eight in men's basketball and women's soccer, and the NCAA Golf Championships in both men's and women's golf.

In the classroom, Razorback student-athletes earned a program-record 3.27 GPA and a total of 97 Razorback student-athletes earned their degrees and added their names to Senior Walk in the 2021-22 academic year.

In 2020-21, Razorback Athletics earned a then program-best eighth place finish in the 2020-21 Learfield Directors' Cup. Arkansas' previous best finish, prior to 2020-21, was 14th in the competition that tracks the nation's most successful intercollegiate athletics programs.

The Razorbacks won another NCAA title (Women's Indoor Track & Field), earned eight Top-10 NCAA finishes and a remarkable 10 Southeastern Conference regular season and tournament championships, including SEC triple crown sweeps in both men's and women's cross country & track and field, a second-straight soccer regular season crown, the program's first softball regular season title and a baseball regular season and tournament championship. Arkansas' championship total led the league and doubled the next closest SEC program.

Meanwhile, Razorback student-athletes combined for a 3.25 GPA and 104 student-athletes graduated from the University of Arkansas. A multi-million-dollar renovation of the Randal Tyson Track Center was completed, while brand new facilities, including the \$27 million J.B. and Johnelle Hunt Family Baseball Development Center and the \$15 million Frank O'Mara Track and Field High Performance Center were constructed.

Even in an abbreviated 2019-20 competition schedule, Razorback Athletics built an impressive resume, including winning its first NCAA championship in women's cross country and its first SEC title in soccer. In addition, the Razorbacks earned SEC championships in women's cross country and men's and women's indoor track and field. Razorback student-athletes followed suit in the classroom, earning a 3.24 cumulative GPA with 107 student-athletes adding their names to Senior Walk as University of Arkansas graduates.

Razorback Athletics was also at the forefront of several key initiatives in 2019-20. In October, Nolan Richardson Court was dedicated at Bud Walton Arena. The Eddie Sutton Men's Basketball Practice gymnasium was created at the Basketball Performance Center.

In 2018-19, Arkansas finished No. 23 in the Learfield IMG College Directors' Cup, including finishing first among programs with 19 or fewer teams. Arkansas captured two NCAA team championships (women's indoor and outdoor track & field), four SEC team championships (women's cross country, women's indoor and outdoor track & field, men's golf) and four SEC team runner-up finishes (soccer, men's cross country, men's indoor track & field and women's basketball).

In addition, the Razorback Baseball team won a share of the SEC Western Division title and advanced to its second straight College World Series. A total of 14 programs were nationally ranked during 2018-19, including five in the top 10. Arkansas had four NCAA individual and 22 SEC individual champions.

Razorback student-athletes continued to achieve at a high level in the classroom, posting a cumulative GPA of 3.24. The program graduated 98% of student-athletes who exhausted their athletic eligibility.

In 2018-19, Arkansas hosted its first NCAA Men's and Women's Golf Championships at Blessings Golf Club. In addition, Arkansas was home to the 2019 SEC Indoor and Outdoor Track & Field Championships as well as both an NCAA Baseball Regional and Super Regional at Baum-Walker Stadium.

Yurachek launched several initiatives to further engage Arkansas and Razorback fans around the world. In August 2018, as part of the One Razorback campaign, the inaugural One Hog Call event was

VICE CHANCELLOR AND DIRECTOR OF ATHLETICS HUNTER YURACHEK



held in Fayetteville, Little Rock and around the globe. Razorback fans from more than 16 countries and 40 states participated in a simultaneous Hog Call.

Yurachek's first full year in Fayetteville saw tremendous success. Arkansas tied a program record with a No. 16 finish in the 2017-18 Learfield Sports Directors Cup, and first in the nation among schools with 19 or fewer sports.

In 2017-18, Arkansas captured four SEC championships (men's and women's cross country, women's indoor track, women's golf), including the school's first SEC crown in women's golf. The Razorbacks earned three top-five national finishes including national championship runner-up finishes at the 2018 NCAA Women's Indoor Track and Field Championships and the 2018 College World Series. Four Arkansas student-athletes earned individual national championships.

In the 2018 spring semester, Razorback student-athletes earned a record-tying 3.25 GPA and 282 student-athletes secured a spot on the department honor roll. Nearly 125 Razorback student-athletes added their name to Senior Walk as graduates of the University of Arkansas.

Yurachek came to Arkansas from the University of Houston where he served as the vice president for athletics. Prior to Houston, Yurachek served as Director of Athletics at Coastal Carolina University, where Coastal won 29 Big South Conference championships. Yurachek was named Under Armour FCS Athletic Director of the Year in 2014. He has also worked at the University of Akron, the University of Virginia, Western Carolina University, Vanderbilt University and Wake Forest University.

In Yurachek's first two years at Houston, the Cougars' sport programs eclipsed 225 points in the Learfield Directors' Cup in back-to-back years for the first time in department history,

securing top-three finishes in The American Athletic Conference both years. Houston's programs combined for a league-leading five American Conference team championships and 22 American Conference individual titles.

The success was not limited to the field of play, however, as UH student-athletes placed 96 and 109 student-athletes on the Dean's List in the fall and spring semesters, respectively. Houston student-athletes combined for the highest spring GPA (2.95), highest cumulative GPA following a spring semester (2.93) and the highest average hours passed in a spring semester (14.1) in department history.

The 2016-17 year also saw the continuation of an aggressive facilities plan as construction began on the \$60 million renovation of the Fertitta Center, the football indoor practice facility and a baseball player development center and clubhouse with more than \$85 million of projects all privately funded.

In his first year in the role, Houston recorded its highest finish in the Learfield Directors' Cup since 1999-2000 and its second-highest finish in school history with 296.5 points to finish 73rd nationally. The 2015-16 academic year saw the Houston Football program capture The American Athletic Conference Championship and a Chick-fil-A Peach Bowl win over Florida State, the Houston Men's Track & Field program win The American Indoor and Outdoor Championships and the Houston Women's Golf program claim an American Championship in only its second year with a full team. In addition, the Men's Basketball program returned to the NCAA postseason for the 29th time in program history and the Men's Golf program advanced to the NCAA Championships for the third straight year.

All of the athletic achievements occurred while UH student-athletes recorded the second-best fall GPA, 2.91, and second-best spring GPA, 2.87, in athletic department history while placing a record 88 student-athletes on the University's Dean's Honor List in the spring.

Yurachek led the Houston Athletics fundraising charge with a record amount \$5.2 million in private donations to the Athletics general scholarship fund in the 2014-15 fiscal year. Focused on improving the student-athlete experience, Yurachek also led a department that unveiled the completed Guy V. Lewis Development Center for the Houston Men's and Women's Basketball programs, Carolyn and Ron Yokubaitis Field at Carl Lewis International Track & Field Complex, one of the nation's largest collegiate baseball video boards, a renovated Houston Football locker room and a short game facility for the Houston Men's and Women's Golf programs.

Named by Chancellor Dr. Renu Khator as Chair for a campus-wide steering committee established to oversee the grand opening events for the \$128 million TDECU Stadium, Yurachek assisted in the cultivation, solicitation and securing of a 10-year, \$15 million-naming rights agreement for TDECU Stadium with the per year value ranking in the top ten nationally for collegiate venue naming rights agreements.

Yurachek was instrumental in the national search and hiring of football and men and women's basketball head coaches (Tom Herman, Kelvin Sampson, Ronald Hughey) while overseeing the development and implementation of a \$500,000 remodeling project to the men and women's basketball locker rooms.

He served as liaison with an architectural design firm on the plans for the \$25-million Guy V. Lewis Development Center as well as overseeing the development and implementation of a \$500,000 facility enhancement to the Athletics/Alumni Center, including the addition of Cougar Cafe, a student-athlete nutrition center.

Yurachek came to Houston after serving four years as Director of Athletics at Coastal Carolina University where he oversaw a department featuring 18 men's and women's NCAA Division I sport programs. A testament of his vision, Yurachek was named the 2014 Under Armour FCS Athletic Director of the Year in May of 2014.

Under Yurachek's leadership, the Chanticleers won a total of 29 Big South Championships (both regular season and tournament championships), made 30 NCAA appearances and finished a program-best 79th in the 2012-13 Learfield Director's Cup.

During Yurachek's time of leadership, Coastal hosted an NCAA Baseball Regional; NCAA Baseball Super Regional; NCAA Division I Football championship contests in 2010 and '13; and NCAA Men's Soccer Championship matches in 2011, '12 and '13, as well as winning a competitive bid to host the VisitMyrtleBeach.com Men's and Women's Big South Basketball Championships in 2013, 2014 and 2015, sponsored by the Myrtle Beach Area Chamber of Commerce.

Coastal Carolina student-athletes posted a 3.028 grade point average (GPA) for the fall 2013 semester and saw its overall GPA rise from 3.053 to 3.108. Of the 434 student-athletes, 253 - or 58.3 percent - posted a GPA between 4.0 and 3.0, including 28 who earned President's List (4.0 GPA for the semester) and an additional 117 who earned Dean's List recognition.

In addition, during Yurachek's tenure Coastal Carolina student-athletes earned:

- 363 All-Big South honors
- 31 All-Big South Player of the Year honors along with 13 Big South Freshman of the Year honors
- 28 All-America honors
- 11 Big South Scholar-Athlete of the Year honors in their respective sports
- 5 Academic All-America honors
- 4 national postgraduate scholarships
- 3 Big South Conference Christenberry Awards for Academic Excellence

With all the success, the Coastal Carolina department operated within a balanced budget during Yurachek's tenure, thanks to his zero-budget initiative and the unprecedented revenues generated since his arrival with his restructuring of the external relations department. In his first year, the department revenue was at \$560,000, including \$316,000 in ticket sales and sponsorships at \$250,000. After the 2012-13 year, revenue came in at \$1.4 million, thanks to \$549,000 in ticket sales and \$600,000 in sponsorships.

Since 2010, the Department of Athletics added women's lacrosse; launched Champions for Life, a life skills enhancement program for student-athletes; signed a five-year \$1.1 million contract with an athletic apparel provider; established the Letterwinners Association; successfully completed NCAA Cycle 3 Recertification; and has been featured on the front page of the sports section of USA Today with the headline reading "Coastal Carolina Piles up Sports Success."

Also, during Yurachek's tenure, several major projects that supported intercollegiate athletics totaling more than \$250 million were included in the University's ongoing capital improvements across the campus.

Prior to his appointment at Coastal Carolina University, Yurachek was executive senior associate athletics director at the University of Akron. He led and managed the Zips' external relations unit, which included marketing and promotions, media relations, ticket operations, development (Z-Fund), video operations and merchandising. In addition, he was the sport administrator for men's basketball, men's golf and women's golf and worked closely with the football program.

Yurachek has also held various athletics administration leadership positions at the University of Virginia, Western Carolina University, Vanderbilt University and Wake Forest University.

He earned his bachelor's degree in business management at Guilford College in 1990, where he was a four-year letter winner in basketball. He earned his master's degree in sports administration from the University of Richmond in 1994.

Born in Richmond, Va., and raised in Charlotte, N.C., Yurachek, and his wife Jennifer have three sons: Ryan, Jake and Brooks. Ryan, a former Marshall University football student-athlete, is a quality control analyst on the football staff at the University of South Carolina. Ryan and his wife Morgan and their son Trace reside in Columbia, S.C. Jake is a University of Arkansas graduate and former Razorback football student-athlete and now works within intercollegiate athletics at SMU. Brooks is a redshirt freshman on the University of Arkansas football team.

DONALD W. REYNOLDS RAZORBACK STADIUM



Donald W. Reynolds Razorback Stadium (DWRRS) will serve as the home of Razorback Football for the 87th season during the 2024 campaign. Since opening in 1938, the Razorbacks have played 322 games at the current site, winning 64 percent of their contests.

Located on the western side of campus, DWRRS was formerly known as Razorback Stadium before being renamed in 2001 in honor of the late Donald W. Reynolds. The playing field is named in honor of former athletics director and the winningest, longest-tenured head football coach in University of Arkansas history, Frank Broyles.

Upon undergoing many modifications, DWRRS gives the University of Arkansas one of the finest football facilities in the nation. A \$160 million stadium renovation and north end addition was completed prior to the 2018 season. All existing suites and club areas were renovated, and additional elevators were constructed in the northwest and northeast corners of the stadium. As part of the same project, a south video board was added in time for the 2017 season. The north end addition is home to the new Broyles Athletics Center as well as suites, loge boxes, club seats and club areas. The addition also provided new concessions and restrooms as well as a stadium-wide concourse that allows the flow of fans throughout the stadium. A new football team locker room, press conference room, other team areas and various displays celebrating Razorback history and traditions were also part of the north end addition.

Prior to the 2001 season, the stadium underwent a dramatic advancement – a \$110 million project, which included a \$20 million gift from the Donald W. Reynolds Foundation, increased the seating capacity from 51,000 to 72,000.

The renovation included reconstructed concourses with a brick facade that completely

enclosed the concrete and steel below the stands. In addition, the concourses were widened, and concession areas and restrooms were replaced.

Known as “Championship Alley,” the east concourse displays all 13 conference championships, the 1964 national title and every football letterman. The south end zone concourse, “All-American Alley,” is dedicated to the 64 Razorback All-Americans. The west concourse, “Bowl Alley,” commemorates each of the program’s 45 bowl teams.

Another noticeable addition was the enclosure of the south end zone, which features chair back seating and the addition of approximately 7,300 total seats as well as a food court with vendor space.

Along with an expanded press box, which includes Orville Henry Press Row, 68 luxury suites/skyboxes were added, bringing the total to 134.

The 3,800-square-foot Wilson Matthews A Club was added on the east side next to a 6,500-seat upper deck that is complemented by enclosed premium club seating. The stadium’s capacity includes 8,950 club seats, inside and out.

One of the first expansion projects occurred in 1950 and included the construction of a new press box and 5,200 more seats on the west side. Another 5,200-seat addition to the east side was completed in 1957.

Earlier building efforts in 1965 and 1969 raised capacity to 42,678 – a figure held steady for more than a decade.

Prior to 2001, the last previous expansion occurred before the 1985 season and added additional seats and skyboxes, bringing the facility to 50,000 seats.

Astroturf was added in 1969. The playing surface then returned to natural grass in 1995 prior to its transition to synthetic turf in 2009. The surface reverted to a natural grass beginning with the 2019 season.

Making its debut on Sept. 24, 1938, as Arkansas defeated Oklahoma A&M, 27-7, the stadium was dedicated later that year on Oct. 8 when the Razorbacks hosted Baylor.

Constructed as a Works Progress Administration project with an original capacity of 13,500, the facility was first enlarged upon the arrival of John Barnhill as athletic director in 1947 when an additional 2,500 seats were added to the north end of the east and west grandstands.

Prior to 1938, the Razorbacks played in a 300-seat stadium built in 1901 on land atop “The Hill,” now occupied by Mullins Library and the Fine Arts Center.

ALL-TIME TOP 10 CROWDS

RANK	OPPONENT	DATE	ATTENDANCE
1.	Alabama	Sept. 25, 2010	76,808
2.	Tennessee	Nov. 11, 2006	76,728
3.	Southern California	Sept. 2, 2006	76,564
4.	Texas	Sept. 11, 2004	75,671
5.	Alabama	Oct. 1, 2022	75,579
6.	Alabama	Oct. 8, 2016	75,459
7.	LSU	Nov. 12, 2016	75,156
8.	BYU	Sept. 16, 2023	74,821
9.	Cincinnati	Sept. 3, 2022	74,751
10.	Alabama	Sept. 23, 2006	74,687

QUICK FACTS

CAPACITY: 76,000

FIRST GAME: Sept. 24, 1938

Arkansas 27, Oklahoma A&M 7

DEDICATED: Oct. 8, 1938 - Baylor 9, Arkansas 6

DWRRS RECORD: 205-115-2 (.640)

FAYETTEVILLE RECORD: 323-148-10 (.682)

FRANK BROYLES

For more than five decades, Frank Broyles helped shape intercollegiate athletics as a legendary coach, nationally respected administrator and a tireless goodwill ambassador for his university and state.

In July 2014, Broyles stepped away from his day-to-day duties with the Razorback Foundation after a combined 55 years of service with the Department of Intercollegiate Athletics and Razorback Foundation. Broyles served as Athletics Director Emeritus.



In his 19-year stint as Arkansas' head coach, the Razorbacks posted a record of 144-58-5, captured seven SWC championships, one national championship and earned 10 bowl berths. Broyles was a six-time SWC Coach of the Year and became the mentor to dozens of assistant coaches preparing them for successful head coaching careers in both college and pro football. His impact on the coaching profession is best measured in the development of more than 40 head coaches. Former Broyles' assistant coaches have combined to win five Super Bowls, five national championships, more than 40 conference titles and more than 2,000 games. His legacy is celebrated annually with the presentation of the Broyles Award to the nation's top assistant football coach.

Broyles assumed the role of athletics director in July 1973 and remained in that position long after retiring from coaching in 1976. While universally recognized for his coaching prowess, it was his keen administrative and business skills that allowed Broyles to charter a steady course of success for the Razorbacks. Broyles laid the groundwork for transforming the athletic program into an all sport program that produced 41 national championships, 57 SWC and 48 SEC championships, 22 bowl appearances and a bevy of other team and individual accomplishments under his tenure.

On Nov. 3, 2007, Frank Broyles Field, the on-campus football playing field for the Arkansas Razorbacks within Donald W. Reynolds Razorback Stadium, was named for the longtime head football coach and athletics director. The field was dedicated at halftime of the Arkansas-South Carolina game in an on-field ceremony that included Broyles once again leading former Razorback football lettermen through the "A" and a surprise visit from broadcasting legend and Broyles' former ABC Sports broadcasting partner Keith Jackson. The dedication



culminated a memorable weekend that also included a reunion of former football lettermen spanning Coach Broyles' 19-year career as the Razorbacks' head football coach.

On Nov. 23, 2013, a bronze statue was dedicated in Broyles' honor in front of the Broyles Athletic Center. The statue, sculpted by Dr. Gary Renegar, stands seven and a half feet and weighs more than 700 pounds.

Broyles, 92, died from complications of Alzheimer's Disease, on Aug. 14, 2017.



WAR MEMORIAL STADIUM



The Razorbacks' home venue in Central Arkansas for 76 years, War Memorial Stadium/AT&T Field will host Arkansas football games through 2025. Arkansas is slated to face UAPB (2024) and Arkansas State (2025) in Little Rock.

Three-year Arkansas letterman and Medal of Honor recipient Maurice (Footsie) Britt was the featured speaker during dedication ceremonies for War Memorial Stadium on Sept. 18, 1948. On that day, a crowd of 24,950 (a record football attendance in Arkansas at that time) watched the Razorbacks defeat Abilene Christian, 40-6.

During its existence, the facility has expanded from its original capacity of 31,000 to its current figure of 54,120.

A complete lighting system and AstroTurf surface were added for the 1970 season with a new artificial surface to follow in 1974. Ten years later, another new layer of artificial turf was installed before a return to natural grass was made in 1994. AstroPlay was installed for the 2002 season. War Memorial Stadium installed a new turf manufactured by Field Turf during the summer of 2010 and the field was named AT&T Field. In addition, a new \$7.5 million press box that includes 500 club seats was constructed for the 2010 football season. The War Memorial Stadium



Commission, along with the University of Arkansas Athletic Department, has renovated the Razorback Letterman's Club and Recruit Room.

In 1974, the press box was honored as the best in the nation by the Football Writers Association of America, a recognition for the facility and the services provided. The press floor is now named for longtime sportswriter and an authority on Razorback history, Orville Henry.

QUICK FACTS

CAPACITY: 54,120

FIRST GAME AND DEDICATION: Sept. 18, 1948 -

Arkansas 40, Abilene Christian 6

WMS RECORD: 153-62-4 (.708)

LITTLE ROCK RECORD: 170-68-5 (.710)

AT&T STADIUM



In 2008, Arkansas and Texas A&M officials agreed to enter into an agreement with AT&T Stadium, home of the Dallas Cowboys in Arlington, Texas, to renew its long-time storied rivalry under the name "Southwest Classic."

After a 16-year absence, the 2009 season marked the return of the rivalry between the former Southwest Conference foes. This time, the Razorbacks and Aggies clashed in a non-conference showdown where Arkansas claimed a 47-19 victory. The matchup followed suit in 2010 and 2011, both resulting in Razorback victories.

Due to scheduling conflicts associated with the Aggies' move to the SEC in 2012, the schools were forced to alternate home venues for the 2012 and 2013 contests; however, the contest returned to Arlington in 2014 and kicked off the first game of an 11-year agreement. Arkansas leads the all-time series versus the Aggies, 42-34-3.

One of the most expensive sports venues ever built, AT&T Stadium was completed in 2009 and is fourth-largest in capacity in the NFL. Capacity can expand to seat upwards of 85,000 people. The \$1.15 billion project was spearheaded by Dallas Cowboys



owner and former co-captain of the Arkansas 1964 national championship team, Jerry Jones.

Containing the world's largest column-free interior and the fourth largest high definition video screen, which hangs from 20-yard line to 20-yard line, the facility also serves as a multi-purpose venue for concerts and other college and high school athletic events.

QUICK FACTS

CAPACITY: 80,000

FIRST ARKANSAS GAME: Oct. 3, 2009 -
Arkansas 47, Texas A&M 19

AT&T STADIUM RECORD: 5-8 (.385)

FRED W. SMITH FOOTBALL CENTER



The 80,000-square-foot Fred W. Smith Football Center opened in 2013 and includes a spacious locker room, team meeting rooms, training room, equipment room, a student-athlete lounge and study area, coaches' offices, a recruiting reception area and football displays celebrating the tradition of Razorback Football. In the fall of 2012 as part of the football center project, two new practice fields and a parking deck were completed south of the Walker Family Training Center providing the football team with spectacular new practice

venues and university faculty and students with approximately 225 covered parking spaces.

Fred W. Smith, former chairman of the Donald W. Reynolds Foundation and longtime benefactor of the University of Arkansas and Razorback Athletics, passed away at age 84 on April 29, 2018, in Santa Monica, Calif. Through his work with the Donald W. Reynolds Foundation, Mr. Smith was instrumental in the university's securement of several multi-million-dollar gifts, including the Donald W. Reynolds Razorback Stadium expansion,

the Jerry and Gene Jones Family Student-Athlete Success Center and the Student-Athlete Development program, within Razorback Athletics.

In 2011, under Mr. Smith's leadership, the Donald W. Reynolds Foundation issued a \$10 million challenge grant to help generate funding for a new football operations building for the University of Arkansas. In 2013, the \$40 million Fred W. Smith Football Center was dedicated providing Razorback Football with a new home.



JONES FAMILY STUDENT-ATHLETE SUCCESS CENTER



The Jerry and Gene Jones Family Student-Athlete Success Center helps address the academic, nutritional, personal and professional development of more than 460 student-athletes in an approximately 55,000-square-foot facility, creating an integrated academic support program focused on graduation of all student-athletes at the University of Arkansas.

- 31 Tutor Rooms (11 large rooms for 6-8 people and 20 small rooms for 2-4 people).
- 5,000 square feet of open study/lounge space.
- 2,300 square feet of Computer Lab Space (2 computer labs – large and small).
- 1,500 square feet of Group Lab Space.
- 25 Offices for staff and academic counselors.
- 1,500 square feet in the Multi-Purpose Room with capacity of 90 or more.
- 150 Seat Auditorium (Designed for hosting the Razorback Leadership Academy, seminars, guest speakers, large group presentations and other Athletic Academic programming with full A/V capabilities).
- Designated area for Educational Enrichment Services.
- Designated area for Student-Athlete Development.
- Wellness area with offices for staff psychologist and nutritionist.
- Dining Hall with full-service kitchen and seating for approximately 250 people.



HEAD COACHES



CHRIS BUCKNAM
Men's Cross Country
Men's Track & Field
17th Season



JOHN CALIPARI
Men's Basketball
1st Season



TUCKER CLARY
Men's Tennis
2nd Season



COURTNEY DEIFEL
Softball
10th Season



COLBY HALE
Soccer
13th Season



NEIL HARPER
Swimming & Diving
9th Season



CHRIS JOHNSON
Women's Cross Country
Women's Track & Field
2nd Season



BRAD McMAKIN
Men's Golf
19th Season



MIKE NEIGHBORS
Women's Basketball
8th Season



SAM PITTMAN
Football
5th Season



SHAUNA TAYLOR
Women's Golf
18th Season



JAY UDWARDIA
Men's Tennis
3rd Season



DAVE VAN HORN
Baseball
23rd Season



JASON WATSON
Volleyball
9th Season



JORDYN WIEBER
Gymnastics
6th Season

SENIOR ATHLETICS STAFF



HUNTER YURACHEK
Vice Chancellor/
Director of
Athletics



DERITA RATCLIFFE DAWKINS
Asst. Vice Chancellor/
Deputy AD/Student-
Athlete Wellness/SWA



RICK THORPE
Deputy AD/
External
Engagement



MATT TRANTHAM
Deputy AD/Capital Projects,
Facility Maintenance,
Grounds & Equipment



DAN TRUMP
Deputy AD/
Integrity & Student-
Athlete Success



KAT DEVENPORT
Chief of
Staff



MATT MCCOY
Sr. Assoc.
General Counsel for
Athletics



TAYLOR MCGILLIS
Sr. Assoc. AD/Marketing &
Business Development



CRAIG TIGGES
Sr. Assoc. AD/Chief
Financial Officer



KEVIN TRAINOR
Sr. Assoc. AD/Public
Relations & Former
Student-Athlete Engagement



DR. CHRIS BADER
Associate AD/
Mental Health &
Performance



JULIE CAIN
Associate AD/
Event Management



PATRICK DALE
Associate AD/
Facilities



MICHELLE GLOVER
Associate AD/
Broadcast
Services



PETE HEIM
Associate AD/
Ticket Operations
& Sales



JUSTIN MALAND
Associate AD/
Capital Projects



TRICIA MATYSAK
Associate AD/
Sports Medicine



ELVIS MOYA
Associate AD/Community
Outreach
& Fan Engagement



KYLE PARKINSON
Associate AD/
Communications



FELECIA SAINE
Associate AD/Academics
& Student-Athlete
Development



TRACEY STEHLIK
Associate AD/
Compliance



PETER GRETEMAN
Assistant AD/Accounting,
Budget, Financial
Reporting



CATHERINE HARPER
Assistant AD/Compliance



KARLA HORSFALL
Assistant AD/Sports
Performance Nutrition



ROY JACOBSON
Assistant AD/Event
Management

150
FORWARD »»
AS ONE UNIVERSITY



The University of Arkansas is a welcoming campus of students, faculty and staff who are determined to build a better world. For more than 150 years, tradition and innovation have merged here, creating life-changing opportunities for student success and a sense of belonging. As one of the nation's top public research universities, the U of A has been dedicated to Arkansas since 1871.

Arkansas.edu



UNIVERSITY OF
ARKANSAS

Where Paths Start

Our greatest achievements are etched in stone at the University of Arkansas, with more than 4 miles of sidewalk bearing the names of all of our graduates. Stretching across campus, Senior Walk is a unique tradition that includes the names of more than 220,000 graduates, and counting.



93% CAREER PLACEMENT

*2023 graduates report working, military service, volunteering or continuing education.

Arkansas Transfer Achievement Scholarship

has delivered

\$3 million

in tuition savings



Allows graduates from 2-year colleges in the UA System to transfer to the U of A at the same 2-year tuition rate.



Arkansas Dewey Hickey, a clinical trial participant.

The U of A INSTITUTE for INTEGRATIVE & INNOVATIVE RESEARCH (I³R)

I³R researchers have pioneered a novel system that can restore the sense of touch to people who use a prosthetic hand. The ongoing clinical trial includes collaboration with the University of Arkansas for Medical Sciences and a second site at Walter Reed National Military Medical Center.



ONE OF A KIND:

The U of A is set to open the **Multi-User Silicon Carbide Research and Fabrication Facility (MUSiC)** in early 2025.

This facility will enable the federal government – via national laboratories – businesses of all sizes, and other universities to prototype with silicon carbide, a capability that does not presently exist elsewhere in the U.S.

SCHOLARSHIP AWARDS



**NEARLY
\$106
MILLION**

FY 23, **nearly \$106 million** in need-based and non-need-based scholarships and grants were awarded to undergraduate students.

UNPRECEDENTED RESEARCH SUCCESS:

The University of Arkansas conducted a record

\$221.5 million

in research in FY 2023 and invested more than

\$136 million

in applied research facilities since 2021.

19:1 Student-to-Faculty Ratio



Record Enrollment: **More than 32,000**



Notable Razorbacks

Jerry Jones, owner of the Dallas Cowboys

Veronica Campbell-Brown, Olympic gold medalist

Bobby Portis, NBA Champion

Doug McMillon, President and CEO of WalMart Stores, Inc.

**\$7
million**

SCHOLARSHIP FUNDING FOR ARKANSAS STUDENTS

has grown by **\$7 MILLION** since 2019, and **98% OF FRESHMAN STUDENTS FROM ARKANSAS** who applied for scholarships last year received an award.

98%

Retention and Graduation Rates

86%

1st Year
Retention Rate

69%

6-Year
Graduation Rate

As of Spring 2024



NATIONALLY COMPETITIVE AWARDS

Truman Scholars

TOP 10

Public Institutions



Goldwater Scholars

TOP 25

Public Institutions



Rhodes Scholars

TOP 100

Public Institutions



**National Science
Foundation**

Graduate Research Fellows

162

My Path to Senior Walk

➤ With more than 30,000 students on the U of A campus, everyone has a story to tell, and everyone has a different path to earning their name into Senior Walk.



Markese Mullins
Blytheville, AR

Markese transferred to the University of Arkansas and says the resources available to students and the favorable career prospects are just two reasons why he'd recommend the U of A to others from his hometown. "Just do it," he said. "Come in open-minded. Experience something you've never experienced before. Embrace it."



Lizbeth Hernandez
Nashville, AR

Recent Walton College graduate Lizbeth Hernandez was the first in her family to attend college. "It's difficult as a first-generation student. You don't always know who to reach out to, especially after you move to a new city and out of your hometown." After utilizing the Arkansas Transfer Achievement Scholarship to attend the U of A, Lizbeth found her footing thanks to the team at The CORD, the heart of student success initiatives on campus.



Jonah Windel
Deer, AR

Jonah is a full-time engineering student, who is also working on a German minor and recently became a new father. Though he was a little intimidated by the size of the U of A, he knew the engineering school would help him reach his goal of working in the automotive field as a career. Despite its large size, Jonah says the campus felt very much like a small town, which helped him feel right at home.

If you or someone you know has a story to share about everyday student successes at the U of A, please nominate them for a #MyPathToSeniorWalk spotlight to be shared on social media.



CHANCELLOR CHARLES F. ROBINSON

DR. CHARLES F. ROBINSON

Charles F. Robinson, the seventh chancellor of the University of Arkansas, is committed to advancing the university's land-grant mission to provide opportunity and transform lives through education, research and service.



Dr. Robinson was appointed chancellor in November 2022, after serving as interim chancellor since August 2021, as the university recognized the 150th anniversary of its founding. The U of A has set several institutional records under his leadership, including those for graduation rate, retention rate, scholarship funding and enrollment. In addition, the university conducted a record \$221.5 million in research in fiscal year 2023, while investing \$136 million more of its own resources into applied research facilities since 2021.

Chancellor Robinson prioritizes supporting student success, augmenting the institution's research enterprise and enhancing the university's status as an employer of choice. He has minimized, or several times frozen, tuition increases for in-state students while adding several million dollars in scholarship support for Arkansans and raising employee pay. He is also overseeing construction projects such as the Institute for Integrative and Innovative Research (I³R), the Multi-User Silicone Carbide Research and Fabrication Facility (MUSiC), and the Anthony Timberlands Center for Design and Materials Innovation, facilities which will add critical square footage to accelerate the growing research enterprise as they are completed in the coming months.



Robinson became chancellor after serving the U of A in several capacities over the course of more than two decades. He joined the university as an assistant professor of history in 1999 and was promoted to full professor in 2011. He was then promoted to positions of increasing responsibility, including vice chancellor for Student Affairs and provost and executive vice chancellor for Academic and Student Affairs.

Before becoming chancellor, Robinson spearheaded initiatives such as Advance Arkansas – a \$10 million scholarship effort for first-generation, low-income Arkansans – and the College Access Initiative, a college readiness outreach program serving underrepresented students and under-resourced schools statewide. Under his leadership, the university constructed Adohi Hall, which is the only residence hall in the United States to use sustainable cross-laminated timber. Robinson also oversaw an expansion of Pat Walker Health Center and led strategic planning for the university's 71,000 square foot Student Success Center.

An accomplished historian, Robinson's research and teaching focus on southern history. He has earned many awards for his teaching, including the Fulbright College Master Teacher Award, Arkansas Student Alumni Board Teacher of the Year, and induction into the university's Teaching Academy. Robinson holds a bachelor's degree in history from the University of Houston, a master's degree in history from Rice University and a doctorate in history from the University of Houston.

Known as an engaged and approachable leader on campus, Robinson is also heavily involved with multiple regional, state and national organizations including recent or current roles on the Arkansas Research Alliance Board of Directors, AETN Foundation Board, Northwest Arkansas Council Advisory Committee, ARVEST Bank Board of Directors, National Merit Scholarship Corporation Board of Directors, Center for First-Generation Student Success Advisory Board and the Association of Public & Land-Grant Universities Council of Presidents. In fall 2023, College Board honored him with its Exceptional Service to Education Award.

BOARD OF TRUSTEES & FACULTY ATHLETICS REPRESENTATIVE

The University of Arkansas System Board of Trustees serves as the institution's governing body. The board is comprised of 10 trustees representing each of the state's four congressional districts, and two at-large appointees. The president is the chief executive officer of the University of Arkansas System and reports to the Board of Trustees. Each campus has a chancellor as its chief executive officer, reporting directly to the president.




KELLY EICHLER
Chair



STEVE COX
Vice Chairman



TED DICKEY
Secretary



SHEFFIELD NELSON
Assistant Secretary



TOMMY BOYER



ED FRYAR, PH.D.



JEREMY WILSON



COL. NATHANIEL TODD



KEVIN CRASS



SCOTT FORD

DR. PAUL ADAMS FACULTY ATHLETICS REPRESENTATIVE

Dr. Paul Adams, professor of biochemistry in the Department of Chemistry and Biochemistry and faculty member in the U of A's interdisciplinary cellular and molecular biology program, earned a B.S. in biochemistry from Louisiana State University and a Ph.D. in biophysical chemistry from Case Western Reserve University.

Adams' research and scholarly activities have garnered federal funding from the National Institutes of Health, the National Science Foundation, as well as from state agencies such as the Arkansas Biosciences Institute, the Arkansas Science and Technology Authority and the Winthrop P. Rockefeller Foundation at the University of Arkansas for Medical Sciences.

He has directed the research projects of over 70 honors, undergraduate, graduate and postdoctoral students in his laboratory at the university and has mentored many other students since arriving to the U of A.



Honors and awards Adams has recently received include: the William and Wilma Haines Distinguished Lecturer in Biochemistry, Wabash College, Crawfordsville, Ind. (2017); the Distinguished Faculty Award from The Honors College (2017); Top 10 Most Outstanding Faculty Member, U of A Student Government and Student Alumni Associations (2018); Faculty Researcher National Role Model, National Minority Access Inc. (2019); Lifetime Achievement Award, Northwest Arkansas Martin Luther King Jr. Council (2020).

Adams' most recent accomplishment came in the form of an election to the Executive Board of Directors of the National Organization for the Professional Advancement of Black Chemists and Chemical Engineers in the summer of 2020.

Since 2017, Adams has served as principal investigator of an NSF grant that funded the U of A's Honors College Path Program, which recruits talented high school students from underrepresented populations to help them thrive and succeed at the university.

In December 2019, Adams was selected as a member of the first cohort of the UARK Leaders Program, a program offered through the Office of the Provost, the Office of Human Resources and Walton College of Business Executive Education. This new leadership development program was launched to support the professional growth of influential and up-and-coming university leaders while enhancing collaboration and innovation on campus.

SOUTHEASTERN CONFERENCE

GREG SANKEY, COMMISSIONER, SEC

Greg Sankey became the eighth Commissioner of the Southeastern Conference on June 1, 2015, and has successfully built upon the SEC's recognized success, strong foundations and rich traditions.

Sankey has effectively introduced change and innovation for the conference while respecting the institutional traditions that make the SEC unique. With an understanding of the highly competitive environment of college sports, he has fostered the collaborative culture of the SEC that sets the conference apart and supports its continuing success.

Sankey brings a big picture approach to his position through continuing focus on a vision that positions the SEC to leverage its athletics success and reputation for a greater overall cultural and economic impact on the region, the nation and the world.

Sankey has built upon the foundation set in his first major address as the conference leader in 2015 when he stated, "Educating scholars and supporting champions provides the platform for developing leaders who will influence the world." His relentless focus on providing resources for student-athlete success continues to make the Southeastern Conference a leader in college athletics.



LEADERSHIP IN A CHALLENGING ENVIRONMENT

As the NCAA has sought to navigate a changing landscape for college athletics, it called on Sankey to co-chair its Division I Transformation Committee, a body of college sports leaders tasked with addressing the most significant challenges in college athletics, to support student-athletes more effectively, and even reimagine the future of college sports.

Sankey's recognized abilities made him an appropriate leader for this critical endeavor to modernize and transform Division I college sports, and it cast him at the forefront of myriad issues facing college athletics leaders today.

But it is not the first time Sankey has stepped forward at a crucial time for college sports. Sankey's leadership through the COVID-19 pandemic served the SEC well as the league prepared for a return to action in the fall of 2020. Sankey fostered a culture of collaboration among the leaders of the Conference in order to allow the SEC's 14 schools to move together in lockstep through difficult and unprecedented decisions.

And while the pandemic had a devastating effect on the finances of college athletics programs across the country, Sankey kept focus on the long-term financial vitality of the SEC. In 2020, Sankey and his team finalized a milestone 10-year agreement with the Walt Disney Company that grants ABC and ESPN exclusive broadcast rights to premier SEC football and basketball events beginning in 2024-25 and continuing through 2033-34.

Less than a year after the blockbuster agreement with Disney, the SEC made news again as Sankey ushered the University of Oklahoma and University of Texas through membership discussions and announced the two leading universities will join as members with the SEC's nationally prominent member institutions.

ADVOCATING FOR STUDENT-ATHLETE OPPORTUNITY

Throughout his career, Sankey has established himself as an advocate for the student-athlete, creating a framework to provide young people in the Conference with challenging leadership opportunities and expanded resources to succeed at the highest levels of academic and competitive success. Student-athlete focused initiatives introduced under Sankey's leadership include:

- Creation of a leadership position in the SEC office for Student-Athlete Engagement, a role focused on offering student-athletes the opportunity to participate in Conference leadership.
- Introduction of Student-Athlete Leadership Councils for Football, Men's Basketball and Women's Basketball which provide student-athletes with enhanced opportunities to engage with campus leaders and Conference office staff.
- Introduction of a Student-Athlete Career Tour which provides groups of student-athletes with opportunities to engage in career exploration with high level corporations and businesses in major metropolitan areas.
- Expansion of the student-athlete role at the annual SEC Spring Meetings when student-athlete leaders participate in a robust agenda of interaction with administrators and coaches to provide their perspectives to Conference leaders.

ADVANCING THE CONFERENCE

Sankey has been intentional and diligent in addressing issues critical to college athletics, with an emphasis on integrity, ethics, sportsmanship and diversity including:

- Development of updated Conference policies governing conduct expectations for student-athletes, including the adoption of a serious misconduct policy governing transfers that has served as a model for similar policies adopted by other conferences. The policy was later expanded to include all incoming prospective student-athletes.
- Creation of the SEC Council on Racial Equity and Social Justice, a league-wide body consisting of a diverse group of student-athletes, administrators, coaches and SEC staff. The Council identifies

resources, outlines strategies and assists with implementation of efforts that promote racial equity and social justice, fosters diversity and helps overcome racism and pursues non-discrimination in intercollegiate athletics.

- Crafting a new SEC bylaw aimed at encouraging, facilitating and assisting member institutions in attracting and hiring individuals in historically underrepresented groups in leadership positions of their athletics programs.

Another priority under Sankey's leadership is growing exposure for the Conference and effectively publicizing success stories of the SEC. Strategies pursued to achieve this objective include:

- Ongoing collaboration with the SEC Network to create unique exposure opportunities for Conference universities, teams and student-athletes, including behind-the-scenes programming, expanding live championship coverage for Olympic Sports and other unique programming.
- Engagement with a national marketing agency to develop and maintain a comprehensive branding campaign. The theme – "It Just Means More" – communicates the history, legacy and overall positive impact the SEC has on its region, the nation and the world.
- Introduction of the SEC Graduate Patch, a logo placed on the uniforms in every sport to provide recognition of SEC student-athletes who have earned their undergraduate degree and are continuing their participation in intercollegiate athletics.

A CAREER IN COLLEGE ATHLETICS

On March 12, 2015, the Presidents and Chancellors of the SEC announced Greg Sankey would succeed Mike Slive as Commissioner of the SEC.

Sankey, 58, first joined the SEC staff in 2002 as Associate Commissioner for Governance, Enforcement and Compliance and later added supervision of the league's championships staff to his responsibilities. He was elevated to Executive Associate Commissioner and Chief Operating Officer for the league office in 2012, becoming responsible for the day-to-day operation of the SEC Office.

Before moving to the SEC, Sankey served as Commissioner of the Southland Conference for nearly seven years. He joined the Southland Conference staff in 1992 where he served as both assistant and associate commissioner before he was named its commissioner in 1996 at the age of 31.

Prior to his term at the Southland Conference, he was Director of Compliance and Academic Services at Northwestern State University in Natchitoches, LA, as well as coach of the Demons' golf team. Before his tenure at Northwestern State, he was the Director of Intramural Sports at Utica College in upstate New York.

A native of Auburn, N.Y., Sankey earned his master's degree from Syracuse University and his undergraduate degree from the State University of New York College at Cortland. Sankey and his wife, Cathy, reside in Birmingham, Ala., and have two adult daughters, Hannah (and her husband, Rod) and Moriah.

THE SANKEY FILE

YEAR-BY-YEAR

- 1987-89 Utica College, Director of Intramural Sports
- 1989-91 Northwestern State University, Director of Compliance & Academic Services, 1990-92; Head Golf Coach, 1990-92
- 1992-2001 Southland Conference, Assistant Commissioner, 1992-94; Associate Commissioner, 1994-96; Commissioner, 1996-2002
- 2002-pres. Southeastern Conference, Associate Commissioner, 2002-12; Exec. Assoc. Commissioner/COO, 2012-15; Commissioner, 2015-present

NATIONAL CHAMPIONSHIPS WON BY SEC SCHOOLS IN GREG SANKEY ERA

- 2015-16:** Football - Alabama; Women's Swimming & Diving - Georgia; Equestrian - Auburn; Men's Outdoor Track & Field - Florida; Women's Outdoor Track & Field - Arkansas
- 2016-17:** Men's Outdoor Track & Field - Texas A&M; Women's Basketball - South Carolina; Equestrian - Texas A&M; Women's Tennis - Florida; Men's Outdoor Track & Field - Florida; Baseball - Florida
- 2017-18:** Football - Alabama; Women's Indoor Track & Field - Georgia; Men's Indoor Track & Field - Florida; Equestrian - Auburn; Men's Outdoor Track & Field - Georgia
- 2018-19:** Bowling - Vanderbilt; Rifle - Kentucky; Men's Indoor Track & Field - Florida; Women's Indoor Track & Field - Arkansas; Equestrian - Auburn; Women's Outdoor Track & Field - Arkansas; Baseball - Vanderbilt
- 2019-20:** Women's Cross Country - Arkansas; Football - LSU
- 2020-21:** Football - Alabama; Volleyball - Kentucky; Women's Indoor Track & Field - Arkansas; Men's Outdoor Track & Field - LSU; Men's Tennis - Florida; Rifle - Kentucky; Women's Golf - Ole Miss; Baseball - Mississippi State
- 2021-22:** Football - Georgia; Women's Indoor Track & Field - Florida; Women's Basketball - South Carolina; Rifle - Kentucky
- 2022-23:** Football - Georgia; Men's Indoor Track & Field - Arkansas; Women's Indoor Track & Field - Arkansas; Women's Basketball - LSU; Men's Golf - Florida; Bowling - Vanderbilt; Men's Outdoor Track & Field - Florida; Baseball - LSU
- 2023-24:** Women's Basketball - South Carolina; Gymnastics - LSU; Women's Indoor Track & Field - Arkansas; Baseball - Tennessee; Men's Outdoor Track & Field - Florida; Women's Outdoor Track & Field - Arkansas; Women's Tennis - Texas A&M; Men's Golf - Auburn

SEC FOOTBALL CHAMPIONSHIP

The Southeastern Conference's top two teams will meet in Atlanta's Mercedes-Benz Stadium to battle for the league championship and the right to represent the conference in the College Football Playoff. The 31st-annual title game is set for December 7 and will be televised nationally by ABC.

The game was born as a result of 1992 conference expansion, which saw Arkansas and South Carolina become the first members added in SEC history. Under NCAA regulations, a conference with 12 members may play an additional football game to determine its champion, provided the regular season is played in divisions.

The participants of the game are determined each year during the eight-game regular-season conference schedule as the teams with the best overall SEC winning percentage in each division.

The 2017 SEC Championship Game was the highest-rated game in the nation for the entire regular season. No. 7 Georgia's 28-7 win over No. 2 Auburn drew an average overnight rating of 8.4 and 18 share, the best for CBS since 2013, when the Iron Bowl drew an 8.6/18 rating and share. Those figures were up 20 percent from 2016's SEC Championship Game between Alabama and Florida (7.0/15).

The 2009 SEC Championship Game earned an 11.8 rating and a 24 share, marking the highest-rated SEC Championship Game in history. The game matched the No. 1 Florida Gators (12-0) vs. the No. 2 Alabama Crimson Tide (12-0).

The SEC, along with AMB Sports & Entertainment (AMBSE) and the Georgia World Congress Center Authority (GWCCA), have an agreement to host the SEC Championship Game at Mercedes-Benz Stadium in Atlanta through 2031. The agreement allows the SEC the option of exercising an additional five-year extension that could keep the game in Atlanta through 2036.

The Georgia Dome hosted the SEC Championship Game for 23 years beginning in 1994, with capacity crowds in the last 21 consecutive years. By the end of the new agreement, including options, the Championship will have been played in Atlanta a total of 43 years.

ARKANSAS IN THE SEC CHAMPIONSHIP GAME

2006: FLORIDA 38, ARKANSAS 28

Florida scored a touchdown with nine minutes left in the game and held on for the 38-28 victory over Arkansas. Down 17-7 at the half, Arkansas took a 21-17 third-quarter lead on a two-yard reception by Felix Jones and a 40-yard interception return by Antwain Robinson. Arkansas could have had a chance to build on the lead, but the Gators recovered a fumbled punt in the end zone to move back in front 24-21 with 3:47 left in the third period. Percy Harvin, who scored on a 37-yard pass from Chris Leak in the second quarter, scored on a 67-yard run early in the fourth to put Florida up 31-21. Jones scored his second touchdown on a 29-yard pass from Cedric Washington to cut the margin to three. Darren McFadden finished with 73 yards on 15 carries and Jones 57 on 13. Casey Dick was 10-of-22 passing for 148 yards with a touchdown and two interceptions. Harvin had 105 yards on six carries for Florida, which went on to win the national title at 13-1, while Leak was 16-of-30 for 189 yards with a touchdown and two interceptions.

2002: GEORGIA 30, ARKANSAS 3

Georgia scored on its first five possessions for a 23-0 halftime lead and posted a 30-3 victory. Georgia claimed the SEC title just 75 miles from its Athens campus. Musa Smith rushed for 106 yards and two touchdowns. David Greene threw for 237 yards and a score, earning the game's MVP award. Terrence Edwards had seven catches for 92 yards, becoming the SEC's career leader in receiving yards. Arkansas had won six in a row to earn its second trip to the league championship game. The Razorbacks had a punt blocked by Decory Bryant on their first possession and Thomas Davis scooped up the loose ball and ran to the Arkansas 2-yard line. On Georgia's next possession, Smith, who scored after the blocked punt, finished off the drive with a 17-yard scoring run. Georgia's next three possessions ended with field goals by Billy Bennett, who connected from 29, 42 and 39 yards to provide the halftime margin. Arkansas led the SEC in rushing offense with an average of 243 yards per game but managed just 65 against Georgia. Fred Talley, a 1,000-yard rusher, was held to 51 yards on 17 carries while Matt Jones managed only 12 yards on nine carries. Jones completed 9-of-17 passes for 60 yards.

1995: FLORIDA 34, ARKANSAS 3

A prime-time (ABC) television audience and a sell-out crowd (71,325) in the Georgia Dome saw Florida post a 34-3 victory. Florida out-gained Arkansas by only 97 yards, 396-299, but the Gators committed no turnovers while Arkansas lost the ball four times. Arkansas got on the scoreboard first when Todd Latourette kicked a 36-yard field goal with 7:26 left in the first quarter. The Razorbacks were dealt some bad news on that drive, however. Sophomore running back Madre Hill, who finished third in the conference in rushing, was lost for the game with a knee injury.



2023 SEC CHAMPIONSHIP

DATE: Saturday, December 7

SITE: Mercedes-Benz Stadium; Atlanta, Ga.

CAPACITY: 73,000

TIME: 4 p.m.; **TELEVISION:** ABC



SEC TICKET OFFICE

2201 Richard Arrington Blvd. North

Birmingham, AL 35203

(205) 458-3000 • www.secticketoffice.com

MERCEDES-BENZ STADIUM CONTRACT: Through 2031 game

ABC SPORTS CONTRACT: Through 2033 game

HIGHEST TV RATING: 11.8 (24 share) - 2009

LARGEST CROWD: 83,091 (Alabama vs. Florida, Legion Field) - 1992

LARGEST GEORGIA DOME CROWD: 75,892 (Alabama vs. Florida) - 2008

LARGEST MERCEDES-BENZ STADIUM CROWD: 78,320 (Alabama vs. Georgia) - 2023

ALL-TIME RESULTS

Since the first SEC Championship Game in 1992, there have been record crowds, millions of television viewers and eventual national champions.

YEAR	RESULT	SITE	ATTENDANCE
1992	Alabama 28, Florida 21	Birmingham	83,091
1993	Florida 28, Alabama 13	Birmingham	76,345
1994	Florida 24, Alabama 23	Atlanta	74,751
1995	Florida 34, Arkansas 3	Atlanta	71,325
1996	Florida 45, Alabama 30	Atlanta	74,132
1997	Tennessee 30, Auburn 29	Atlanta	74,896
1998	Tennessee 24, Mississippi St. 14	Atlanta	74,795
1999	Alabama 34, Florida 7	Atlanta	74,309
2000	Florida 28, Auburn 6	Atlanta	73,427
2001	LSU 31, Tennessee 20	Atlanta	74,843
2002	Georgia 30, Arkansas 3	Atlanta	74,835
2003	LSU 34, Georgia 14	Atlanta	74,913
2004	Auburn 38, Tennessee 28	Atlanta	74,892
2005	Georgia 34, LSU 14	Atlanta	73,717
2006	Florida 38, Arkansas 28	Atlanta	73,374
2007	LSU 21, Tennessee 14	Atlanta	73,832
2008	Florida 31, Alabama 20	Atlanta	75,892
2009	Alabama 32, Florida 13	Atlanta	75,514
2010	Auburn 56, South Carolina 17	Atlanta	75,802
2011	LSU 42, Georgia 10	Atlanta	75,515
2012	Alabama 32, Georgia 28	Atlanta	75,624
2013	Auburn 59, Missouri 42	Atlanta	75,632
2014	Alabama 42, Missouri 13	Atlanta	73,526
2015	Alabama 29, Florida 15	Atlanta	75,320
2016	Alabama 54, Florida 16	Atlanta	74,632
2017	Georgia 28, Auburn 7	Atlanta	76,534
2018	Alabama 35, Georgia 28	Atlanta	77,141
2019	LSU 37, Georgia 10	Atlanta	74,150
2020	Alabama 52, Florida 46	Atlanta	16,520
2021	Alabama 41, Georgia 24	Atlanta	78,030
2022	Georgia 50, LSU 30	Atlanta	74,810
2023	Alabama 27, Georgia 24	Atlanta	78,320



RAZORBACK
FOUNDATION
EST. 1979

BECOME A PART OF THE TEAM

**START YOUR FAMILY TRADITION NOW
AND JOIN THE RAZORBACK FOUNDATION!**



THE RAZORBACK FOUNDATION AND ITS MEMBERS SUPPLY STUDENT-ATHLETES WITH A FIRST-CLASS EDUCATION AND CHAMPIONSHIP-CALIBER FACILITIES WHILE PROVIDING YEARLY FINANCIAL SUPPORT NEEDED TO OPERATE 19 RAZORBACK SPORTS PROGRAMS.

MEMBERSHIP INCLUDES:

**PRIORITY SEATING AND PARKING
AT RAZORBACK ATHLETIC EVENTS**

**15% DISCOUNT AT
HOG HEAVEN STORES**

**INVITATIONS TO EXCLUSIVE
EVENTS WITH COACHES**

**SUPPORTING MORE THAN
465+ STUDENT-ATHLETES**

SCAN TO JOIN!



MAKE A TAX-DEDUCTIBLE GIFT



CONTACT US!



@RAZORBACKFOUNDATION

479-443-9000 • GOHOGS@RAZORBACKFOUNDATION.COM • TEXT RAZORBACKS TO 479-349-4313



Wild Band of Razorbacks

After returning from a historic victory over SMU in Memphis in 1909, the University of Arkansas football team was greeted by a large crowd of fans and students at the Fayetteville train station. Coach Hugo Ferrell told the crowd that his team played "like a wild band of Razorback hogs." The following year the student body voted to change the official mascot from the Cardinal to the Razorback, giving birth to one of the most unique and recognizable mascots in the country.

